

1963

CENSUS OF BUSINESS



II

RETAIL TRADE
AREA STATISTICS
part 2
INDIANA-NEW YORK

CENSUS REGIONS AND GEOGRAPHIC DIVISIONS



OF THE UNITED STATES





Census
REF
HF
3007
1963
U.S. X
1963
v. 2
pt. 2

1963 CENSUS OF BUSINESS

volume **two**

RETAIL TRADE AREA STATISTICS

PART 2 Indiana to New York



DEPARTMENT OF COMMERCE, John T. Connor, Secretary
BUREAU OF THE CENSUS, A. Ross Eckler, Director

BUREAU OF THE CENSUS

A. Ross Eckler, Director
Howard C. Grieves,
Deputy Director

BUSINESS DIVISION
Harvey Kailin, Chief

Acknowledgments

This report was prepared in the Business Division under the supervision of **Harvey Kailin**, Chief, and **Henry Wulff**, Assistant Chief for Census Programs.

Robert Viehman, Chief, Retail Trade Branch was responsible for the retail trade segment of the Census of Business. **Philip Chenoweth** was in charge of reviewing, selecting, and coding the Federal income tax reports for non-employer establishments.

Gerda Mones was the division's liaison officer with the Jeffersonville Operations Office and supervised the division's professional staff at that office. **Gerald Post** contributed to the entire project, particularly in the analysis and collection of reports for the large and complex corporate organizations. **Robert W. Scheidel**, **Patricia A. Clark**, **Mabel N. Foster**, and **C. Daniel Bremer** also participated in the analysis of data and preparation of the report. Staff assistance was provided by **Ralph S. Woodruff**, Assistant Division Chief, Research and Methodology, and **Max Shor**, Assistant Division Chief, Staff and Special Projects.

Systems and procedures were developed in the Economic Operations Division, **M. D. Bingham**, Chief, by **Sol Dolleck**, Assistant Chief for Systems, assisted by **Samuel Schweid**, **Nathan Lesowitz**, and **Jack Margolis**. **Heyward D. Glisson** developed and supervised the electronic computer programming under the direction of **John S. Lannan**. Quality control plans and procedures were developed and supervised by **Herman H. Fasteau**, assisted by **George Minton**. Others who participated in the development of systems and procedures were **Jack Scharff**, **Irving Weiss**, **Jerry S. Cooper**, **William W. Perry**, **Maxwell Jeane**, **Peter Ohs**, and **Carl Mueller**.

Processing of retail reports was performed at the Jeffersonville Operations Office under the direction of **Robert D. Krook**. **Gene P. King** and **Waller Wynne, Jr.**, were directly in charge of the Economic Census Operations Branch. Data processing and related operations were performed by the Data Processing Systems Division, **Robert F. Drury**, Chief, and **R. M. Micoly**, Assistant Chief.

Louis Greenberg, in his capacity as Census of Business Coordinator, made important contributions to the planning and operational phases of the work.



The statistics presented in this volume incorporate the area preprints, series BC63-RA.

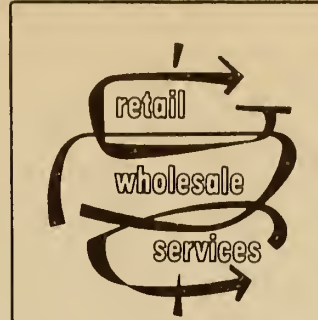
Library of Congress Card No. A66-7302

Suggested Citation

U.S. Bureau of the Census, Census of Business, 1963
Vol. 2, Retail Trade—Area Statistics
Part 2, Indiana to New York
U.S. Government Printing Office, Washington, D.C., 1966

For sale by the Superintendent of Documents, U.S. Government Printing Office, Washington, D.C. 20402, or any Department of Commerce field office. Price \$18.50 (for parts 1, 2, and 3)

1963 CENSUS OF BUSINESS



Retail Trade—Area Statistics PART 2

CONTENTS

[Page numbers listed here show the chapter prefix which appears as part of number for each page]

| | page |
|---|--------------|
| PART 1 Introduction | 1 |
| United States Summary | 1-1 |
| Alabama to Illinois | 2-1 to 15-1 |
| PART 2 Indiana | 16-1 |
| Iowa | 17-1 |
| Kansas | 18-1 |
| Kentucky | 19-1 |
| Louisiana | 20-1 |
| Maine | 21-1 |
| Maryland | 22-1 |
| Massachusetts | 23-1 |
| Michigan | 24-1 |
| Minnesota | 25-1 |
| Mississippi | 26-1 |
| Missouri | 27-1 |
| Montana | 28-1 |
| Nebraska | 29-1 |
| Nevada | 30-1 |
| New Hampshire | 31-1 |
| New Jersey | 32-1 |
| New Mexico | 33-1 |
| New York | 34-1 |
| PART 3 North Carolina to Wyoming | 35-1 to 52-1 |
| Guam and the Virgin Islands | 53-1 to 54-1 |
| Appendixes | 55-1 |



Faint, illegible text at the top of the page, possibly a title or header.

Second line of faint, illegible text.

Third line of faint, illegible text.

Vertical line of faint, illegible text on the left side.

Small mark or character.

Small mark or character.

Small mark or character.

Small mark or character.

Vertical line of faint, illegible text.

Vertical line of faint, illegible text.

Vertical line of faint, illegible text.

Vertical line of faint, illegible text on the left side.

Vertical line of faint, illegible text.

Vertical line of faint, illegible text.

Vertical line of faint, illegible text.

Vertical line of faint, illegible text.

Indiana

CONTENTS

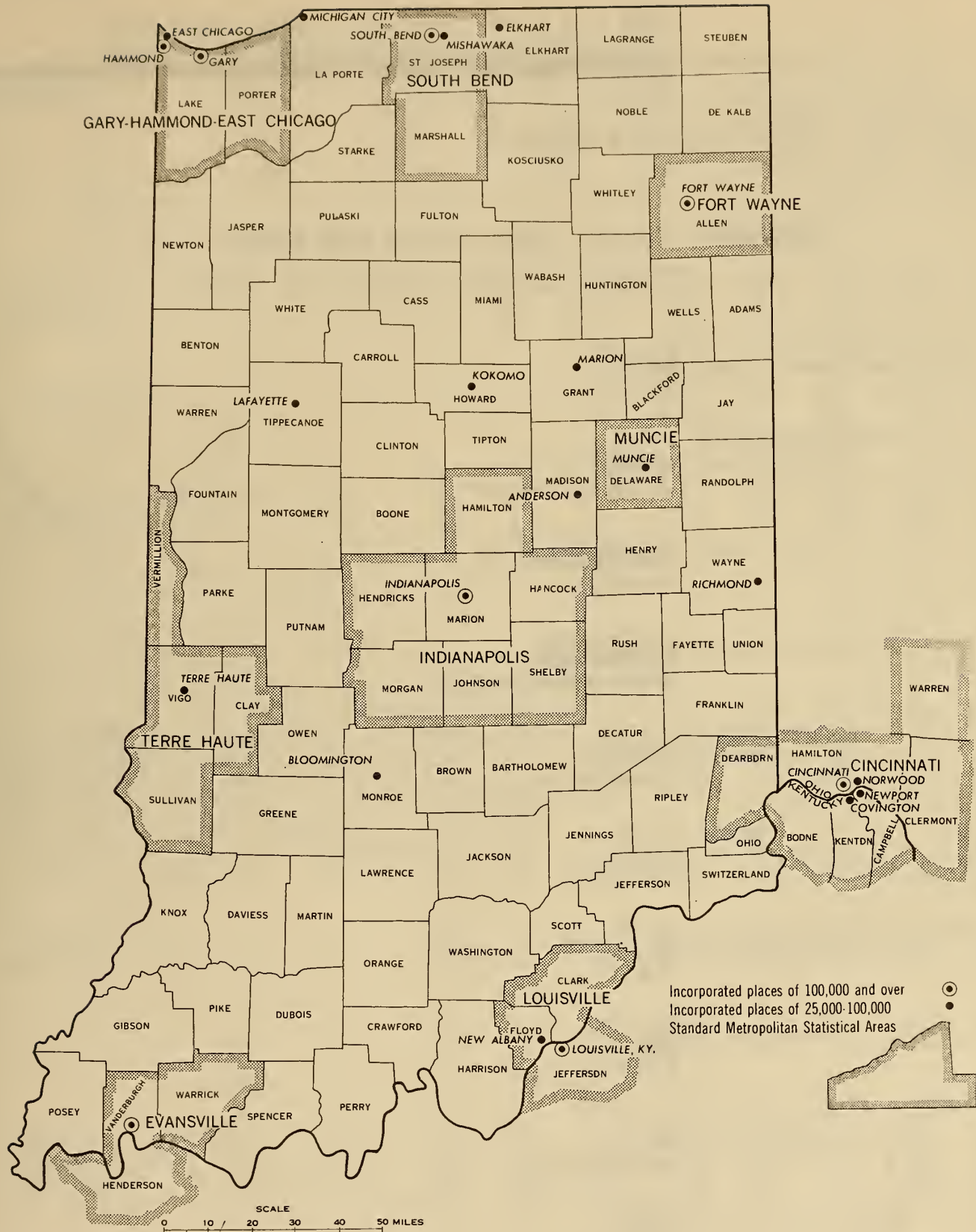
[Page numbers listed here omit the State prefix, 16-, which appears as part of number for each page.]

| | page |
|--|-----------|
| State Map | 3 |
| Chart on Retail Sales: 1958 and 1963 | 4 |
| TABLE 1 The State: 1963 and 1958 | 5 |
| 2 The State: 1963 | 6 |
| 3 Counties; Cities of 2,500 Inhabitants or More: 1963 | 8 |
| 4 Standard Metropolitan Statistical Areas: 1963 | 18 |
| 5 Counties With 500 Establishments or More: 1963 | 36 |
| 6 Cities With 500 Establishments or More: 1963 | 55 |
| 7 In-Plant Food Contractors: 1963 | 67 |
| 8 Commissaries, Exchanges, and Eating and Drinking Places Operated for Military Personnel by the U.S. Department of Defense: 1963 | 68 |
| 9 Counties; Cities of 2,500 Inhabitants or More: 1958 | 69 |
| 10 Standard Metropolitan Statistical Areas: 1958 | 71 |
| 11 Counties With 500 Establishments or More: 1958 | 72 |
| 12 Cities With 500 Establishments or More: 1958 | 74 |

CHAPTER I

The first part of the book is devoted to a general introduction of the subject. It discusses the importance of the study and the scope of the work. The author then proceeds to a detailed examination of the various aspects of the problem, including a critical analysis of the existing literature. The second part of the book is devoted to a detailed examination of the various aspects of the problem, including a critical analysis of the existing literature. The author then proceeds to a detailed examination of the various aspects of the problem, including a critical analysis of the existing literature.

INDIANA



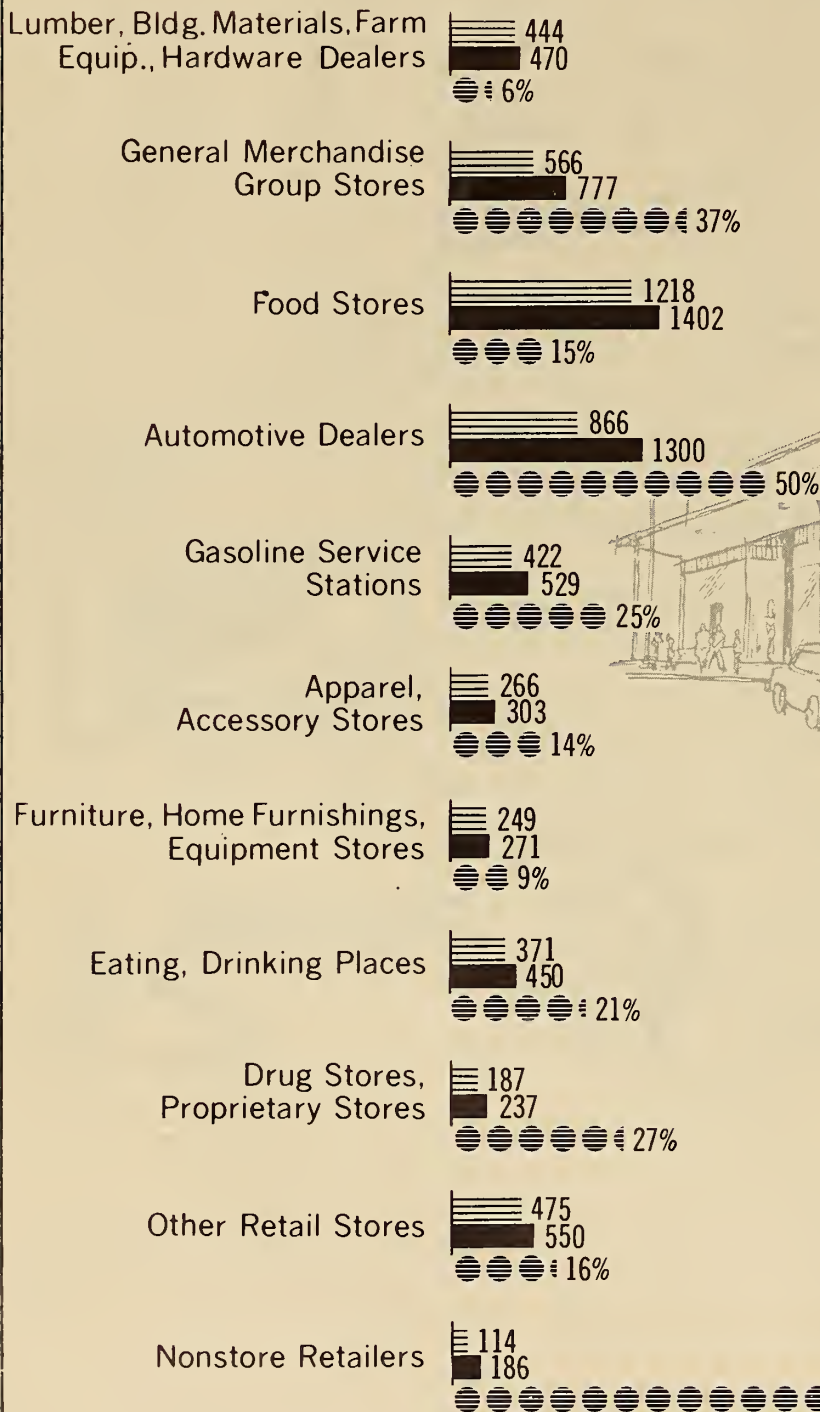
Incorporated places of 100,000 and over
 Incorporated places of 25,000-100,000
 Standard Metropolitan Statistical Areas



EACH SYMBOL = 5% CHANGE
 ●●●●●●●●●● 25%

INDIANA Retail Trade: 1958 and 1963

SALES IN MILLIONS OF DOLLARS



1958 1963

1963 CENSUS OF BUSINESS, U. S. Department of Commerce, Bureau of the Census

TABLE 1. The State: 1963 and 1958

| SIC code | Kind of business | 1963 | | | | 1958 | | | |
|-----------|---|-------------------|--------------------------|--|--|-------------------|--------------------------|--|--|
| | | Establishments | | Sales | | Establishments | | Sales | |
| | | Total (number) | With payroll (number) | Total, all establishments (\$1,000) | Establishments with payroll (\$1,000) | Total (number) | With payroll (number) | Total, all establishments (\$1,000) | Establishments with payroll (\$1,000) |
| | RETAIL TRADE, TOTAL | 43 261 | 32 214 | 6 475 730 | 6 244 950 | 45 904 | 32 408 | 5 176 591 | 4 905 869 |
| | LUMBER, BUILDING MATERIALS, HARDWARE, FARM EQUIPMENT DEALERS | | | | | | | | |
| | TOTAL | 3 177 | 2 561 | 470 486 | 458 020 | 3 781 | 2 817 | 443 642 | 425 368 |
| 52 | LUMBER AND OTHER BUILDING MATERIALS DEALERS | 909 | 853 | 214 732 | 213 706 | 1 182 | 938 | 214 962 | 210 436 |
| 522-524 | HEATING, PLUMBING, PAINT, ELECTRICAL STORES | 675 | 473 | 36 207 | 33 051 | 737 | 467 | 37 020 | 32 700 |
| 5251 | HARDWARE STORES | 918 | 662 | 68 800 | 62 704 | 1 050 | 754 | 73 506 | 67 182 |
| 5252 | FARM EQUIPMENT DEALERS | 675 | 573 | 150 747 | 148 559 | 812 | 658 | 118 154 | 115 050 |
| | GENERAL MERCHANDISE GROUP STORES* | | | | | | | | |
| | TOTAL | 1 466 | 1 254 | 777 273 | 773 029 | 1 854 | 1 162 | 565 577 | 550 937 |
| 53 PART* | DEPARTMENT STORES | 132 | 132 | 511 015 | 511 015 | 110 | 110 | 360 017 | 360 017 |
| 533 | LIMITED PRICE VARIETY STORES | 676 | 604 | 133 791 | 132 583 | 613 | 521 | 106 553 | 104 867 |
| 539 | MISCELLANEOUS GENERAL MERCHANDISE STORES | 658 | 518 | 132 467 | 129 431 | 1 131 | 531 | 99 007 | 86 053 |
| | FOOD STORES | | | | | | | | |
| | TOTAL | 6 551 | 4 102 | 1 401 523 | 1 333 398 | 7 670 | 4 664 | 1 218 170 | 1 138 054 |
| 54 | GROCERY STORES, INCLUDING DELICATESSENS | 5 293 | 3 274 | 1 327 888 | 1 267 981 | 6 117 | 3 749 | 1 128 619 | 1 059 941 |
| 542 | MEAT MARKETS, FISH (SEAFOOD) MARKETS | 176 | 144 | 19 627 | 18 541 | (1) | (1) | (1) | (1) |
| 543 | FRUIT STORES, VEGETABLE MARKETS | 155 | 71 | 8 350 | 7 164 | 222 | 88 | 10 305 | 8 423 |
| 544 | CANOE, NUT, CONFECTIONERY STORES | 237 | 155 | 7 418 | 6 210 | 256 | 130 | 7 108 | 5 298 |
| 545-549 | OTHER FOOD STORES | 690 | 458 | 38 240 | 33 502 | 719 | 441 | 33 883 | 28 311 |
| | AUTOMOTIVE DEALERS | | | | | | | | |
| 55 EX.554 | TOTAL | 2 836 | 2 123 | 1 299 820 | 1 279 078 | 2 822 | 2 120 | 865 831 | 848 373 |
| | GASOLINE SERVICE STATIONS | | | | | | | | |
| 55PT(554) | TOTAL | 6 127 | 4 961 | 529 101 | 491 959 | 6 082 | 4 548 | 422 236 | 381 036 |
| | APPAREL, ACCESSORY STORES | | | | | | | | |
| | TOTAL | 2 563 | 2 229 | 303 187 | 297 211 | 2 695 | 2 315 | 265 716 | 258 774 |
| 561,567 | MEN'S, BOYS' APPAREL STORES, CUSTOM TAILORS | 462 | 414 | 60 097 | 59 361 | 533 | 473 | 60 213 | 58 763 |
| 562-3,568 | WOMEN'S CLOTHING, SPECIALTY STORES | 956 | 854 | 112 350 | 110 940 | 960 | 836 | 96 243 | 94 223 |
| 562 | WOMEN'S READY-TO-WEAR STORES | 636 | 578 | 88 503 | 87 773 | ** | 631 | ** | 81 338 |
| 563,568 | WOMEN'S ACCESSORY, SPECIALTY STORES, FURRIERS | 320 | 276 | 23 847 | 23 167 | ** | 205 | ** | 12 885 |
| 565 | FAMILY CLOTHING STORES | 339 | 261 | 61 545 | 60 123 | ** | 310 | ** | 46 805 |
| 566 | SHOE STORES | 659 | 577 | 60 085 | 58 211 | 638 | 544 | 52 025 | 50 101 |
| 564,569 | OTHER APPAREL, ACCESSORY STORES | 147 | 123 | 9 110 | 8 576 | 190 | 152 | 9 446 | 8 882 |
| | FURNITURE, HOME FURNISHINGS, EQUIPMENT STORES | | | | | | | | |
| | TOTAL | 2 592 | 1 898 | 270 818 | 257 787 | 2 909 | 1 991 | 248 782 | 233 916 |
| 571 | FURNITURE, HOME FURNISHINGS STORES | 1 379 | 989 | 159 722 | 152 599 | 1 399 | 1 021 | 156 317 | 149 609 |
| 572,573 | HOUSEHOLD APPLIANCE, RADIO, TELEVISION, MUSIC STORES | 1 213 | 909 | 111 096 | 105 188 | 1 510 | 970 | 92 465 | 84 307 |
| | EATING, DRINKING PLACES | | | | | | | | |
| | TOTAL | 8 017 | 7 013 | 449 822 | 432 422 | 8 495 | 6 957 | 371 164 | 346 698 |
| 5812 | EATING PLACES | 5 528 | 4 878 | 313 407 | 304 737 | 5 916 | 4 864 | 247 951 | 234 205 |
| 5813 | DRINKING PLACES (ALCOHOLIC BEVERAGES) | 2 489 | 2 135 | 136 415 | 127 685 | 2 579 | 2 093 | 123 213 | 112 493 |
| | DRUG STORES, PROPRIETARY STORES | | | | | | | | |
| | TOTAL | 1 427 | 1 353 | 237 480 | 234 714 | 1 455 | 1 359 | 186 737 | 184 525 |
| 59PT(591) | DRUG STORES | 1 280 | 1 230 | 228 840 | 226 622 | 1 300 | 1 224 | 181 159 | 179 265 |
| 591 | PROPRIETARY STORES | 147 | 123 | 8 640 | 8 092 | 155 | 135 | 5 578 | 5 260 |
| | OTHER RETAIL STORES | | | | | | | | |
| | TOTAL | 6 446 | 4 277 | 550 052 | 514 154 | 6 307 | 3 983 | 474 723 | 438 405 |
| 592 | LIQUOR STORES | 843 | 591 | 53 578 | 45 140 | 818 | 534 | 44 577 | 37 075 |
| 593 | ANTIQUE STORES, SECONOHANO STORES | 627 | 253 | 18 146 | 13 852 | 444 | 218 | 11 905 | 9 879 |
| 594 | BOOK, STATIONERY STORES | 159 | 113 | 12 804 | 12 184 | 152 | 114 | 12 901 | 12 389 |
| 595 | SPORTING GOODS STORES, BICYCLE SHOPS | 366 | 200 | 17 367 | 14 497 | 312 | 180 | 14 576 | 12 568 |
| 596 | FARM, GARDEN SUPPLY STORES, INCLUDING FEED STORES | 1 142 | 898 | 236 719 | 231 553 | 1 094 | 800 | 180 443 | 174 877 |
| 597 | JEWELRY STORES | 556 | 380 | 38 255 | 35 845 | 689 | 443 | 40 143 | 36 701 |
| 598 | FUEL, ICE DEALERS | 751 | 569 | 90 175 | 87 273 | 994 | 688 | 102 972 | 97 774 |
| 599 | OTHER STORES | 2 002 | 1 273 | 83 008 | 73 810 | 1 804 | 1 006 | 67 206 | 57 142 |
| | NONSTORE RETAILERS* | | | | | | | | |
| 53 PART* | TOTAL | 2 059 | 443 | 186 168 | 173 178 | 1 834 | 492 | 114 013 | 99 783 |

Standard Notes: - Represents zero. (D) Withheld to avoid disclosure. (NA) Not available. (X) Not applicable. † Revised.
 *Nonstore retailers, part of SIC major group 53, are shown separately in this table.
 **Data not provided because establishments with no payroll are classified only at the next broader kind-of-business level.
 † Comparable data not available because of change in kind-of-business definition.

TABLE 2. The State: 1963

| SIC code | Kind of business | Establishments | | Sales | | Payroll, entire year (\$1,000) | Payroll, workweek ended nearest Nov. 15 (dollars) | Paid employees, workweek ended nearest Nov. 15 (number) | Active proprietors of unincorporated businesses (number) |
|-----------|---|-------------------|--------------------------|--|--|-----------------------------------|--|--|---|
| | | Total (number) | With payroll (number) | Total, all establishments (\$1,000) | Establishments with payroll (\$1,000) | | | | |
| | RETAIL TRADE, TOTAL | 43 261 | 32 214 | 6 475 730 | 6 244 950 | 710 302 | 14 161 939 | 223 451 | 39 688 |
| | LUMBER, BUILDING MATERIALS, HARDWARE, FARM EQUIPMENT DEALERS | | | | | | | | |
| 52 | TOTAL | 3 177 | 2 561 | 470 486 | 458 020 | 56 638 | 1 087 437 | 13 094 | 2 567 |
| 521 | LUMBER YARDS | 607 | 597 | 168 683 | 168 683 | 23 096 | 436 829 | 4 674 | 277 |
| | BUILDING MATERIALS DEALERS | 302 | 256 | 45 759 | 45 023 | 6 705 | 127 110 | 1 396 | 197 |
| 522 | HEATING, PLUMBING EQUIPMENT DEALERS | 288 | 172 | 15 934 | 14 136 | 2 990 | 63 585 | 754 | 276 |
| 523 | PAINT, GLASS, WALLPAPER STORES | 358 | 288 | 19 617 | 18 461 | 3 171 | 61 368 | 783 | 260 |
| 524 | ELECTRICAL SUPPLY STORES | 29 | 13 | 656 | 454 | 81 | 1 630 | 23 | 30 |
| 5251 | HARDWARE STORES | 918 | 662 | 68 800 | 62 704 | 8 337 | 155 045 | 2 473 | 907 |
| 5252 | FARM EQUIPMENT DEALERS | 675 | 573 | 150 747 | 148 559 | 12 258 | 241 870 | 2 991 | 620 |
| | GENERAL MERCHANDISE GROUP STORES* | | | | | | | | |
| 53 PART* | TOTAL | 1 466 | 1 254 | 1 777 273 | 1 773 029 | 1 112 194 | 12 278 231 | 1 399 423 | 1 963 |
| 531 | DEPARTMENT STORES | 132 | 132 | 111 015 | 111 015 | 76 073 | 1 575 368 | 25 064 | 4 |
| 533 | LIMITED PRICE VARIETY STORES | 676 | 604 | 133 791 | 132 583 | 20 661 | 385 102 | 9 200 | 372 |
| 539 | GENERAL MERCHANDISE STORES | 545 | 451 | 127 163 | 124 541 | 14 953 | 307 846 | 4 900 | 472 |
| | DRY GOODS STORES | 74 | 50 | 4 397 | 4 123 | 436 | 8 274 | 215 | 76 |
| | SEWING, NEEDLEWORK STORES | 39 | 17 | 907 | 767 | 71 | 1 641 | 44 | 39 |
| | FOOD STORES | | | | | | | | |
| 54 | TOTAL | 6 551 | 4 102 | 1 401 523 | 1 333 398 | 98 655 | 1 972 411 | 32 129 | 6 360 |
| 541 | GROCERY STORES, INCLUDING DELICATESSENS | 5 293 | 3 274 | 1 327 888 | 1 267 981 | 88 805 | 1 772 391 | 28 462 | 5 144 |
| 542 | MEAT MARKETS | 154 | 126 | 18 732 | 17 748 | 1 640 | 34 187 | 523 | 167 |
| | FISH (SEAFOOD) MARKETS | 22 | 18 | 895 | 793 | 76 | 1 282 | 36 | 24 |
| 543 | FRUIT STORES, VEGETABLE MARKETS | 155 | 71 | 8 350 | 7 164 | 549 | 11 067 | 216 | 170 |
| 544 | CANDY, NUT, CONFECTIONERY STORES | 237 | 155 | 7 418 | 6 210 | 824 | 16 833 | 444 | 208 |
| 545 | DAIRY PRODUCTS STORES | 151 | 107 | 10 544 | 8 728 | 1 085 | 20 210 | 402 | 123 |
| 546 | RETAIL BAKERIES | 370 | 308 | 20 270 | 19 306 | 4 876 | 100 444 | 1 817 | 348 |
| 5462 | RETAIL BAKERIES, MANUFACTURING | 274 | 240 | 15 754 | 15 124 | 4 000 | 82 596 | 1 509 | 291 |
| 5463 | RETAIL BAKERIES, NONMANUFACTURING | 96 | 68 | 4 516 | 4 182 | 876 | 17 848 | 308 | 57 |
| 549 | EGG AND POULTRY DEALERS | 77 | 21 | 4 154 | 2 818 | 205 | 3 996 | 76 | 79 |
| | OTHER | 92 | 22 | 3 272 | 2 650 | 595 | 12 001 | 153 | 97 |
| | AUTOMOTIVE DEALERS | | | | | | | | |
| 55 EX-554 | TOTAL | 2 836 | 2 123 | 1 299 820 | 1 279 078 | 110 696 | 2 127 721 | 21 932 | 2 192 |
| 551 | PASSENGER CAR DEALERS, FRANCHISED | 1 001 | 997 | 1 083 531 | 1 083 245 | 90 627 | 1 743 115 | 17 354 | 530 |
| | DOMESTIC CAR DEALERS | 916 | 912 | 994 206 | 993 920 | 81 560 | 1 578 957 | 15 724 | 499 |
| | IMPORTED CAR DEALERS | 37 | 37 | 25 367 | 25 367 | 3 234 | 61 499 | 597 | 14 |
| | DOMESTIC AND IMPORTED CAR DEALERS | 48 | 48 | 63 958 | 63 958 | 5 833 | 102 659 | 1 033 | 17 |
| 552 | PASSENGER CAR DEALERS, NONFRANCHISED | 807 | 334 | 82 598 | 68 884 | 4 998 | 92 465 | 1 089 | 839 |
| 553 | TIRE, BATTERY, ACCESSORY DEALERS | 552 | 464 | 66 747 | 64 577 | 9 378 | 186 713 | 2 150 | 436 |
| | HOME AND AUTO SUPPLY STORES | 132 | 132 | 18 506 | 18 506 | 2 097 | 42 237 | 590 | 80 |
| 559 | MISCELLANEOUS AIRCRAFT, MARINE, AUTOMOTIVE DEALERS | 344 | 196 | 48 438 | 43 866 | 3 596 | 63 191 | 749 | 307 |
| | AIRCRAFT, BOAT, MOTORCYCLE DEALERS | 153 | 93 | 13 437 | 11 913 | 1 346 | 22 685 | 293 | 132 |
| | HOUSEHOLD TRAILER DEALERS | 125 | 87 | 29 154 | 27 006 | 1 783 | 32 058 | 348 | 99 |
| | OTHER AUTOMOTIVE DEALERS | 66 | 16 | 5 847 | 4 947 | 467 | 8 448 | 108 | 76 |
| | GASOLINE SERVICE STATIONS | | | | | | | | |
| 55PT(554) | TOTAL | 6 127 | 4 961 | 529 101 | 491 959 | 45 300 | 951 219 | 15 618 | 6 209 |
| | APPAREL, ACCESSORY STORES | | | | | | | | |
| 56 | TOTAL | 2 563 | 2 229 | 1 303 187 | 1 297 211 | 1 40 907 | 1 779 594 | 1 4 637 | 1 866 |
| 561,567 | MEN'S, BOYS' APPAREL STORES, CUSTOM TAILORS | 462 | 414 | 60 097 | 59 361 | 8 595 | 159 622 | 2 757 | 375 |
| 561 | MEN'S, BOYS' CLOTHING AND FURNISHINGS STORES | 418 | 392 | 58 266 | 57 716 | 8 303 | 153 926 | 2 683 | 334 |
| 567 | CUSTOM TAILORS | 44 | 22 | 1 831 | 1 645 | 292 | 5 696 | 74 | 41 |
| 562-3,568 | WOMEN'S CLOTHING, SPECIALTY STORES | 956 | 854 | 112 350 | 110 940 | 15 276 | 290 072 | 6 015 | 660 |
| 562 | WOMEN'S READY-TO-WEAR STORES | 636 | 578 | 88 503 | 87 773 | 12 507 | 236 410 | 4 859 | 451 |
| 563,568 | WOMEN'S ACCESSORY, SPECIALTY STORES, FURRIERS | 320 | 276 | 23 847 | 23 167 | 2 769 | 53 662 | 1 156 | 209 |
| 563 | MILLINERY STORES | 94 | 82 | 3 219 | 3 089 | 517 | 9 725 | 216 | 40 |
| | CORSET, LINGERIE STORES | 17 | 13 | 707 | (0) | (0) | (0) | (0) | (0) |
| | HOSIERY STORES | 21 | 17 | 1 127 | (0) | (0) | (0) | (0) | (0) |
| | APPAREL, ACCESSORY, OTHER SPECIALTY STORES | 158 | 142 | 16 647 | 16 257 | 1 672 | 31 954 | 750 | 122 |
| 568 | FURRIERS, FUR SHOPS | 30 | 22 | 2 147 | 2 085 | 341 | 6 893 | 95 | 18 |
| 565 | FAMILY CLOTHING STORES | 1 339 | 1 261 | 161 545 | 160 123 | 18 130 | 154 085 | 1 2 969 | 1 272 |
| 566 | SHOE STORES | 659 | 577 | 60 085 | 58 211 | 7 877 | 154 213 | 2 431 | 407 |
| | MEN'S SHOE STORES | 34 | 32 | 2 444 | 2 434 | 299 | 5 450 | 75 | 8 |
| | WOMEN'S SHOE STORES | 73 | 73 | 9 814 | 9 814 | 1 444 | 27 511 | 423 | 33 |
| | CHILDREN'S, JUVENILES' SHOE STORES | 14 | 12 | 1 128 | 1 084 | 169 | 3 317 | 45 | 8 |
| | FAMILY SHOE STORES | 538 | 460 | 46 699 | 44 879 | 5 965 | 117 935 | 1 888 | 358 |
| 564 | CHILDREN'S, INFANTS' WEAR STORES | 140 | 120 | 8 728 | (0) | (0) | (0) | (0) | (0) |
| 569 | MISCELLANEOUS APPAREL, ACCESSORY STORES | 7 | 3 | 382 | (0) | (0) | (0) | (0) | (0) |

Standard Notes: - Represents zero. (D) Withheld to avoid disclosure. (NA) Not available. (X) Not applicable. *Revised.
 *Nonstore retailers, part of SIC major group 53, are shown separately in this table.

TABLE 2. The State: 1963-Continued

| SIC code | Kind of business | Establishments | | Sales | | Payroll, entire year (\$1,000) | Payroll, workweek ended nearest Nov. 15 (dollars) | Paid employees, workweek ended nearest Nov. 15 (number) | Active proprietors of unincorporated businesses (number) |
|---|---|-------------------|--------------------------|--|--|-----------------------------------|--|--|---|
| | | Total (number) | With payroll (number) | Total, all establishments (\$1,000) | Establishments with payroll (\$1,000) | | | | |
| FURNITURE, HOME FURNISHINGS, EQUIPMENT STORES | | | | | | | | | |
| 57 | TOTAL | 2 592 | 1 898 | 270 818 | 257 787 | 38 920 | 758 345 | 8 954 | 2 228 |
| 571 | FURNITURE, HOME FURNISHINGS STORES | 1 379 | 989 | 159 722 | 152 599 | 24 155 | 464 336 | 5 438 | 1 162 |
| 5712 | FURNITURE STORES | 1 002 | 726 | 132 269 | 126 670 | 19 988 | 381 249 | 4 370 | 809 |
| 5713 | FLOOR COVERING STORES | 187 | 149 | 18 910 | 18 268 | 2 948 | 57 638 | 613 | 158 |
| 5714 | DRAPERY, CURTAIN, UPHOLSTERY STORES | 108 | 74 | 5 107 | 4 689 | 732 | 16 343 | 291 | 115 |
| 5715 | CHINA, GLASSWARE, METALWARE STORES | 46 | 18 | 2 324 | 2 110 | 348 | 6 199 | 114 | 44 |
| 5719 | MISCELLANEOUS HOME FURNISHINGS STORES | 36 | 22 | 1 112 | 862 | 139 | 2 907 | 50 | 36 |
| 572 | HOUSEHOLD APPLIANCE STORES | 614 | 460 | 62 978 | 60 022 | 8 608 | 170 696 | 1 985 | 493 |
| 5732 | RADIO, TELEVISION STORES | 355 | 299 | 28 850 | 27 944 | 3 735 | 75 476 | 913 | 344 |
| 5733 | MUSIC STORES | 244 | 150 | 17 268 | 17 222 | 2 422 | 47 837 | 618 | 229 |
| | RECORD SHOPS | 69 | 43 | 2 735 | 2 453 | 258 | 5 104 | 97 | 64 |
| | MUSICAL INSTRUMENT STORES | 175 | 107 | 16 533 | 14 769 | 2 164 | 42 733 | 521 | 165 |
| EATING, DRINKING PLACES | | | | | | | | | |
| 58 | TOTAL | 8 017 | 7 013 | 449 822 | 432 422 | 91 517 | 1 911 761 | 44 230 | 8 366 |
| 5812 | EATING PLACES | 5 528 | 4 878 | 313 407 | 304 737 | 73 713 | 1 536 337 | 36 731 | 5 695 |
| | RESTAURANTS, LUNCHROOMS | 3 774 | 3 340 | 226 808 | 220 934 | 54 385 | 1 127 700 | 26 956 | 3 939 |
| | CAFETERIAS | 215 | 209 | 19 393 | 19 161 | 5 239 | 105 778 | 2 259 | 184 |
| | REFRESHMENT PLACES | 1 299 | 1 115 | 48 053 | 45 705 | 8 656 | 192 319 | 5 420 | 1 429 |
| 5813 | CATERERS | 240 | 214 | 19 153 | 18 937 | 5 433 | 110 540 | 2 096 | 143 |
| | DRINKING PLACES (ALCOHOLIC BEVERAGES) | 2 489 | 2 135 | 136 415 | 127 685 | 17 804 | 375 424 | 7 499 | 2 671 |
| DRUG STORES, PROPRIETARY STORES | | | | | | | | | |
| 59PT(591) | TOTAL | 1 427 | 1 353 | 237 480 | 234 714 | 30 875 | 611 801 | 10 702 | 1 147 |
| 591 | DRUG STORES | 1 280 | 1 230 | 228 840 | 226 622 | 30 064 | 594 690 | 10 299 | 995 |
| | PROPRIETARY STORES | 147 | 123 | 8 640 | 8 092 | 811 | 17 111 | 403 | 152 |
| OTHER RETAIL STORES | | | | | | | | | |
| 59 Ex. 591 | TOTAL | 6 446 | 4 277 | 550 052 | 514 154 | 57 188 | 1 131 768 | 16 076 | 5 983 |
| 592 | LIQUOR STORES | 843 | 591 | 53 578 | 45 140 | 3 211 | 63 710 | 1 367 | 911 |
| 593 | ANTIQUARIAN STORES, SECONOHAND STORES | 627 | 253 | 18 146 | 13 852 | 2 514 | 48 852 | 912 | 607 |
| 5932 | ANTIQUARIAN STORES | 147 | 13 | 1 260 | 256 | 34 | 711 | 18 | 155 |
| 5933 | SECONOHAND STORES | 480 | 240 | 16 886 | 13 596 | 2 480 | 48 141 | 894 | 452 |
| 594 | BOOK, STATIONERY STORES | 159 | 113 | 12 804 | 12 184 | 1 702 | 35 335 | 570 | 129 |
| 5942 | BOOK STORES | 69 | 41 | 5 209 | 4 959 | 576 | 12 466 | 230 | 53 |
| 5943 | STATIONERY STORES | 90 | 72 | 7 595 | 7 225 | 1 126 | 22 869 | 340 | 76 |
| 595 | SPORTING GOODS STORES, BICYCLE SHOPS | 366 | 200 | 17 367 | 14 497 | 1 760 | 36 032 | 515 | 389 |
| 5952 | SPORTING GOODS STORES | 309 | 173 | 15 400 | 13 008 | 1 596 | 32 967 | 461 | 324 |
| 5953 | BICYCLE SHOPS | 57 | 27 | 1 967 | 1 489 | 164 | 3 065 | 54 | 65 |
| 5962 | HAY, GRAIN, FEED STORES | 582 | 504 | 155 577 | 153 523 | 9 433 | 190 186 | 2 387 | 417 |
| 5969 | OTHER FARM SUPPLY STORES | 422 | 292 | 73 294 | 70 628 | 5 871 | 110 202 | 1 409 | 243 |
| | GARDEN SUPPLY STORES | 138 | 102 | 7 848 | 7 402 | 978 | 19 432 | 277 | 138 |
| 597 | JEWELRY STORES | 556 | 380 | 38 255 | 35 845 | 5 938 | 113 914 | 1 572 | 504 |
| 598 | FUEL, ICE DEALERS | 751 | 569 | 90 175 | 87 273 | 13 304 | 271 552 | 3 070 | 571 |
| 5982 | COAL AND WOOD DEALERS | 248 | 212 | 20 407 | 19 611 | 2 566 | 50 765 | 782 | 229 |
| | ICE DEALERS | 38 | 14 | 825 | 571 | 106 | 2 540 | 45 | 40 |
| 5983 | FUEL OIL DEALERS | 209 | 151 | 39 111 | 38 249 | 5 369 | 118 655 | 1 181 | 153 |
| 5984 | BOTTLED GAS DEALERS | 256 | 192 | 29 832 | 28 842 | 5 263 | 99 592 | 1 062 | 149 |
| 5992 | FLORISTS | 471 | 343 | 19 569 | 17 877 | 3 212 | 61 356 | 1 151 | 536 |
| 5993 | CIGAR STORES, STANDS | 119 | 79 | 4 838 | 4 402 | 556 | 10 722 | 221 | 127 |
| 5994 | NEWS DEALERS, NEWSSTANDS | 80 | 59 | 5 635 | 5 189 | 676 | 15 230 | 287 | 78 |
| 5996 | CAMERA, PHOTOGRAPHIC SUPPLY STORES | 67 | 57 | 6 338 | 6 016 | 771 | 15 049 | 211 | 50 |
| 5997 | GIFT, NOVELTY, SOUVENIR SHOPS | 204 | 106 | 6 177 | 4 851 | 666 | 13 871 | 342 | 215 |
| 5998 | OPTICAL GOODS STORES | 338 | 320 | 14 862 | 14 532 | 2 522 | 49 914 | 662 | 327 |
| 5999 | TYPEWRITER STORES | 27 | 25 | 3 220 | 3 206 | 698 | 13 245 | 161 | 18 |
| | LUGGAGE, LEATHER GOODS STORES | 22 | 18 | 1 480 | 1 448 | 272 | 5 600 | 87 | 13 |
| | HOBBY, TOY, GAME SHOPS | 98 | 56 | 4 043 | 3 545 | 442 | 9 568 | 203 | 103 |
| | RELIGIOUS GOODS STORES | 25 | 17 | 860 | 784 | 133 | 2 582 | 47 | 26 |
| | PET SHOPS | 49 | 21 | 940 | 600 | 74 | 1 442 | 40 | 52 |
| | OTHER | 502 | 172 | 15 046 | 11 360 | 2 455 | 43 974 | 585 | 529 |
| NONSTORE RETAILERS* | | | | | | | | | |
| 53 PART* | TOTAL | 2 059 | 443 | 186 168 | 173 178 | 27 412 | 551 651 | 6 656 | 1 807 |
| 532 | MAIL-ORDER HOUSES | 82 | 70 | 78 683 | 78 623 | 9 181 | 184 109 | 2 654 | 20 |
| 534 | MERCHANDISE VENDING MACHINE OPERATORS | 213 | 127 | 42 714 | 41 702 | 5 549 | 116 097 | 1 169 | 153 |
| 535 | DIRECT SELLING (HOUSE-TO-HOUSE) ORGANIZATIONS | 1 764 | 246 | 64 771 | 52 853 | 12 682 | 251 445 | 2 833 | 1 634 |

Standard Notes: - Represents zero. (D) Withheld to avoid disclosure. (NA) Not available. (X) Not applicable.
 *Nonstore retailers, part of SIC major group 53, are shown separately in this table.

TABLE 3. Counties; Cities of 2,500

| Line number | County and city | Total | | | | | | | Kind-of-business group | | | | |
|-------------|-------------------------------|----------------|--------------|---------------------------|-----------------------------|----------------------|---|--|---|--|-----------|------------------------------------|-----------|
| | | Establishments | | Sales | | Payroll, entire year | Payroll, workweek ended nearest Nov. 15 | Paid employees, workweek ended nearest Nov. 15 | Active proprietors of unincorporated businesses | Lumber, building matts., hardware, farm equip. dealers | | General merchandise group stores * | |
| | | Total | With payroll | Total, all establishments | Establishments with payroll | | | | | Establishments | Sales | Establishments | Sales |
| | | (number) | (number) | (\$1,000) | (\$1,000) | (\$1,000) | (dollars) | (number) | (number) | (number) | (\$1,000) | (number) | (\$1,000) |
| 1 | INDIANA: TOTAL | 43 261 | 32 214 | 6 475 730 | 6 244 950 | 710 302 | 14 161 939 | 223 451 | 39 688 | 3 177 | 470 486 | 1 466 | 777 273 |
| 2 | AOAMS COUNTY | 314 | 196 | 37 368 | 35 366 | 3 231 | 63 236 | 1 073 | 283 | 28 | 4 325 | 9 | 1 113 |
| 3 | BERNE | 63 | 43 | 8 547 | 8 093 | 809 | 16 211 | 246 | 53 | 6 | 777 | 3 | (D) |
| 4 | DECATUR | 151 | 103 | 20 820 | 19 998 | 1 882 | 36 334 | 655 | 142 | 11 | 2 379 | 4 | 803 |
| 5 | REMAINDER OF COUNTY | 100 | 50 | 8 001 | 7 275 | 540 | 10 691 | 172 | 88 | 11 | 1 169 | 2 | (D) |
| 6 | ALLEN COUNTY | 1 802 | 1 388 | 236 942 | 236 698 | 4 761 | 875 848 | 13 698 | 1 449 | 120 | 19 044 | 49 | 56 392 |
| 7 | FORT WAYNE | 1 397 | 1 109 | 314 611 | 309 731 | 38 562 | 753 504 | 11 954 | 1 072 | 70 | 10 643 | 36 | 55 295 |
| 8 | NEW HAVEN | 62 | 50 | 12 138 | 11 730 | 1 204 | 24 109 | 400 | 56 | 5 | 688 | 3 | 464 |
| 9 | REMAINDER OF COUNTY | 343 | 229 | 41 193 | 39 237 | 4 995 | 98 235 | 1 344 | 321 | 45 | 7 713 | 10 | 633 |
| 10 | BARTHOLOMEW COUNTY | 507 | 381 | 73 993 | 71 427 | 7 638 | 153 266 | 2 508 | 449 | 33 | 6 438 | 21 | 6 787 |
| 11 | COLUMBUS | 412 | 322 | 67 985 | 65 949 | 7 212 | 143 751 | 2 330 | 353 | 28 | 5 765 | 16 | 6 600 |
| 12 | EOINBURG (PART) | 2 | 2 | (D) | (D) | (D) | (D) | (D) | (D) | - | - | - | - |
| 13 | REMAINDER OF COUNTY | 93 | 57 | 5 010 | (D) | (D) | (D) | (D) | (D) | 5 | 673 | 5 | 187 |
| 14 | BENTON COUNTY | 177 | 121 | 20 723 | 19 595 | 1 804 | 36 148 | 592 | 189 | 24 | 5 713 | 4 | 281 |
| 15 | BLACKFORD COUNTY | 175 | 131 | 20 348 | 19 236 | 1 951 | 38 684 | 663 | 171 | 15 | 2 083 | 10 | 2 191 |
| 16 | DUNKIRK (PART) | - | - | (D) | (D) | (D) | (D) | (D) | (D) | - | - | - | - |
| 17 | HARTFORD CITY | 121 | 99 | 15 521 | 15 119 | 1 604 | 31 090 | 543 | 118 | 8 | 1 494 | 6 | 1 991 |
| 18 | REMAINDER OF COUNTY | 54 | 32 | (D) | (D) | (D) | (D) | (D) | (D) | 7 | 589 | 4 | 200 |
| 19 | BOONE COUNTY | 308 | 236 | 38 441 | 36 403 | 3 607 | 74 647 | 1 168 | 298 | 28 | 3 967 | 12 | 2 501 |
| 20 | LEBANON | 164 | 136 | 21 257 | 20 783 | 2 206 | 44 200 | 731 | 156 | 15 | 2 385 | 7 | 2 027 |
| 21 | REMAINDER OF COUNTY | 144 | 100 | 17 184 | 15 620 | 1 401 | 30 447 | 437 | 142 | 13 | 1 582 | 5 | 474 |
| 22 | BROWN COUNTY | 58 | 40 | 3 844 | 3 538 | 296 | 5 165 | 124 | 67 | 3 | 338 | 4 | 94 |
| 23 | CARROLL COUNTY | 168 | 120 | 21 051 | 19 853 | 1 497 | 31 132 | 484 | 160 | 18 | 2 576 | 7 | 504 |
| 24 | OELPHI | 70 | 46 | 8 795 | 8 039 | 723 | 13 293 | 200 | 65 | 7 | 962 | 3 | 195 |
| 25 | REMAINDER OF COUNTY | 98 | 74 | 12 256 | 11 814 | 774 | 17 839 | 284 | 95 | 11 | 1 614 | 4 | 309 |
| 26 | CASS COUNTY | 456 | 356 | 55 916 | 54 134 | 5 922 | 112 276 | 1 891 | 448 | 37 | 5 673 | 17 | 7 562 |
| 27 | LOGANSPORT | 334 | 268 | 46 527 | 45 145 | 5 131 | 96 832 | 1 619 | 321 | 20 | 3 862 | 12 | 7 313 |
| 28 | REMAINDER OF COUNTY | 122 | 88 | 9 389 | 8 989 | 791 | 15 444 | 272 | 127 | 17 | 1 811 | 5 | 249 |
| 29 | CLARK COUNTY | 492 | 378 | 65 090 | 62 778 | 6 369 | 130 285 | 2 297 | 455 | 32 | 3 163 | 11 | 4 680 |
| 30 | CHARLESTOWN | 59 | 41 | 4 699 | 4 381 | 364 | 7 527 | 152 | 61 | 4 | 151 | 1 | (D) |
| 31 | CLARKSVILLE | 47 | 31 | 2 968 | 2 792 | 347 | 8 036 | 166 | 47 | 3 | 77 | - | - |
| 32 | JEFFERSONVILLE | 240 | 202 | 41 437 | 40 719 | 4 231 | 85 173 | 1 464 | 200 | 11 | 691 | 8 | 4 151 |
| 33 | SELLERSBURG | 49 | 35 | 6 129 | 5 865 | 487 | 11 106 | 201 | 51 | 3 | 767 | - | - |
| 34 | REMAINDER OF COUNTY | 97 | 69 | 9 857 | 9 021 | 940 | 18 443 | 314 | 96 | 11 | 1 477 | 2 | (D) |
| 35 | CLAY COUNTY | 290 | 202 | 25 860 | 24 240 | 2 084 | 40 375 | 788 | 301 | 24 | 2 484 | 14 | 2 115 |
| 36 | BRAZIL | 170 | 132 | 19 152 | 18 396 | 1 649 | 31 946 | 579 | 172 | 13 | 1 213 | 5 | 1 182 |
| 37 | REMAINDER OF COUNTY | 120 | 70 | 6 708 | 5 844 | 435 | 8 429 | 209 | 129 | 11 | 1 271 | 9 | 933 |
| 38 | CLINTON COUNTY | 308 | 238 | 38 448 | 37 230 | 4 023 | 76 032 | 1 296 | 287 | 24 | 3 939 | 13 | 3 290 |
| 39 | FRANKFORT | 192 | 162 | 30 112 | 29 490 | 3 271 | 60 507 | 1 018 | 169 | 9 | 1 880 | 8 | 3 000 |
| 40 | REMAINDER OF COUNTY | 116 | 76 | 8 436 | 7 740 | 752 | 15 525 | 278 | 118 | 15 | 2 059 | 5 | 290 |
| 41 | CRAWFORD COUNTY | 121 | 55 | 6 743 | 5 209 | 370 | 7 174 | 160 | 131 | 10 | 305 | 5 | 461 |
| 42 | DAVISS COUNTY | 298 | 208 | 29 383 | 28 011 | 2 892 | 61 143 | 1 081 | 276 | 25 | 3 586 | 12 | 3 559 |
| 43 | WASHINGTON | 191 | 145 | 22 188 | 21 558 | 2 360 | 50 915 | 873 | 168 | 12 | 2 059 | 8 | 3 379 |
| 44 | REMAINDER OF COUNTY | 107 | 63 | 7 195 | 6 453 | 532 | 10 228 | 208 | 108 | 13 | 1 527 | 4 | 180 |
| 45 | DEARBORN COUNTY | 305 | 223 | 29 758 | 27 984 | 2 840 | 56 187 | 933 | 311 | 16 | 2 026 | 13 | 1 466 |
| 46 | AURORA | 93 | 69 | 10 309 | 9 789 | 1 027 | 19 240 | 317 | 93 | 4 | 1 133 | 3 | (D) |
| 47 | GREENOALE | 6 | 6 | 639 | 639 | 65 | 2 852 | 33 | 4 | - | - | - | - |
| 48 | LAWRENCEBURG | 118 | 88 | 13 064 | 12 364 | 1 248 | 23 909 | 405 | 119 | 3 | 497 | 3 | 699 |
| 49 | REMAINDER OF COUNTY | 88 | 60 | 5 746 | 5 192 | 500 | 10 186 | 178 | 95 | 9 | 396 | 7 | (D) |
| 50 | DECATUR COUNTY | 246 | 162 | 27 198 | 25 216 | 2 533 | 51 430 | 865 | 233 | 17 | 4 063 | 7 | 1 003 |
| 51 | GREENSBURG | 162 | 116 | 21 673 | 20 535 | 2 105 | 42 924 | 718 | 137 | 12 | 3 089 | 4 | 899 |
| 52 | REMAINDER OF COUNTY | 84 | 46 | 5 525 | 4 681 | 428 | 8 506 | 147 | 96 | 5 | 974 | 3 | 104 |
| 53 | DE KALB COUNTY | 339 | 247 | 31 332 | 29 398 | 3 087 | 57 803 | 993 | 324 | 36 | 2 518 | 15 | 1 041 |
| 54 | AUBURN | 121 | 99 | 14 569 | 14 293 | 1 604 | 29 659 | 500 | 102 | 10 | 1 142 | 7 | (D) |
| 55 | GARRETT | 64 | 50 | 5 307 | 5 111 | 499 | 9 525 | 174 | 58 | 8 | 393 | 2 | (D) |
| 56 | REMAINDER OF COUNTY | 154 | 98 | 11 456 | 9 994 | 984 | 18 619 | 319 | 164 | 18 | 983 | 6 | 281 |
| 57 | DELAWARE COUNTY | 1 003 | 793 | 153 291 | 148 473 | 17 688 | 351 789 | 5 603 | 870 | 74 | 9 392 | 34 | 19 933 |
| 58 | MUNCIE | 704 | 576 | 122 103 | 118 499 | 14 383 | 289 854 | 4 612 | 593 | 42 | 6 301 | 27 | 19 368 |
| 59 | REMAINDER OF COUNTY | 299 | 217 | 31 188 | 29 974 | 3 305 | 61 935 | 991 | 277 | 32 | 3 091 | 7 | 565 |
| 60 | OUBOIS COUNTY | 311 | 229 | 39 177 | 36 859 | 3 281 | 67 369 | 1 121 | 318 | 29 | 3 751 | 15 | 2 361 |
| 61 | HUNTINGSBURG | 87 | 59 | 7 443 | 6 871 | 613 | 14 191 | 271 | 89 | 3 | 84 | 5 | 497 |
| 62 | JASPER | 125 | 107 | 20 521 | 19 339 | 1 873 | 34 602 | 591 | 127 | 8 | 2 211 | 6 | 1 215 |
| 63 | REMAINDER OF COUNTY | 99 | 63 | 11 213 | 10 649 | 795 | 18 576 | 259 | 102 | 18 | 1 456 | 4 | 649 |
| 64 | ELKHART COUNTY | 1 049 | 796 | 163 219 | 155 679 | 17 266 | 332 174 | 5 222 | 908 | 78 | 9 560 | 38 | 17 694 |
| 65 | ELKHART | 428 | 340 | 79 043 | 76 405 | 8 583 | 164 269 | 2 547 | 347 | 22 | 1 842 | 17 | 13 788 |
| 66 | GOSHEN | 231 | 183 | 35 082 | 33 716 | 3 769 | 74 274 | 1 238 | 205 | 20 | 2 598 | 8 | 2 766 |
| 67 | NAPPANEE (PART) | 56 | 47 | 9 502 | 8 790 | 938 | 18 299 | 287 | 54 | 5 | 996 | 3 | 331 |
| 68 | REMAINDER OF COUNTY | 334 | 226 | 39 592 | 36 768 | 3 976 | 75 332 | 1 150 | 302 | 31 | 4 124 | 10 | 809 |
| 69 | FAYETTE COUNTY | 255 | 183 | 28 124 | 26 708 | 2 799 | 53 896 | 965 | 226 | 20 | 1 729 | 8 | 1 226 |
| 70 | CONNERSVILLE | 228 | 172 | 25 528 | 24 376 | 2 603 | 49 751 | 891 | 195 | 17 | 1 665 | 7 | (D) |
| 71 | REMAINDER OF COUNTY | 27 | 11 | 4 596 | 2 332 | 196 | 4 145 | 74 | 31 | 3 | 64 | 1 | (D) |

Standard Notes: - Represents zero. (D) Withheld to avoid disclosure. (NA) Not available. (X) Not applicable. ¹ Revised.
 * Nonstore retailers, part of SIC major group 53, are shown separately in this table.
¹ Edinburg is in Bartholomew and Johnson Counties.
² Dunkirk is in Blackford and Jay Counties.
³ Nappanee is in Elkhart and Kosciusko Counties.

Inhabitants or More: 1963

| Kind-of-business group - continued | | | | | | | | | | | | | | | | | | Line number | |
|------------------------------------|-----------------|----------------------|-----------------|---------------------------|-----------------|---------------------------|-----------------|---|-----------------|-------------------------|-----------------|---------------------------------|-----------------|-------------------------|-----------------|-------------------------|-----------------|-------------|----|
| Food stores | | Automotive dealers | | Gasoline service stations | | Apparel, accessory stores | | Furniture, home furnishings, equipment stores | | Eating, drinking places | | Drug stores, proprietary stores | | Other retail stores | | Nonstore retailers * | | | |
| Establishments (number) | Sales (\$1,000) | Establishments (No.) | Sales (\$1,000) | Establishments (number) | Sales (\$1,000) | Establishments (number) | Sales (\$1,000) | Establishments (number) | Sales (\$1,000) | Establishments (number) | Sales (\$1,000) | Establishments (No.) | Sales (\$1,000) | Establishments (number) | Sales (\$1,000) | Establishments (number) | Sales (\$1,000) | | |
| 6 551 | 1 401 523 | 2 836 | 1 299 820 | 6 127 | 529 101 | 2 563 | 303 187 | 2 592 | 270 818 | 8 D17 | 449 822 | 1 427 | 237 480 | 6 446 | 550 052 | 2 059 | 186 168 | 1 | |
| 43 | 6 910 | 36 | 8 840 | 35 | 2 453 | 20 | 1 302 | 22 | 1 594 | 41 | 1 820 | 6 | 636 | 57 | 8 276 | 17 | 99 | 2 | |
| 9 | 1 291 | 10 | 1 754 | 4 | 424 | 4 | (D) | 8 | 928 | 5 | 224 | 1 | (D) | 11 | 2 468 | 2 | (D) | 3 | |
| 18 | 4 923 | 21 | 6 543 | 22 | 1 761 | 14 | 942 | 9 | 633 | 19 | 1 107 | 4 | (D) | 22 | 1 158 | 7 | (D) | 4 | |
| 16 | 696 | 5 | 543 | 9 | 268 | 2 | (D) | 5 | 33 | 17 | 489 | 1 | (D) | 24 | 4 650 | 8 | (D) | 5 | |
| 195 | 76 681 | 131 | 75 508 | 261 | 26 978 | 114 | 23 656 | 125 | 15 960 | 351 | 27 594 | 75 | 13 464 | 261 | 23 926 | 120 | 8 739 | 6 | |
| 165 | 67 D25 | 98 | 67 610 | 177 | 18 728 | 105 | 22 D97 | 106 | 13 158 | 285 | 23 755 | 64 | 12 197 | 213 | 18 885 | 78 | 5 218 | 7 | |
| 8 | 3 887 | 6 | 3 004 | 11 | 1 033 | 2 | (D) | 2 | (D) | 14 | 1 079 | 3 | 648 | 4 | 903 | 4 | 20 | 8 | |
| 22 | 5 769 | 27 | 4 894 | 73 | 7 217 | 7 | (D) | 17 | (D) | 52 | 2 760 | 8 | 619 | 44 | 4 138 | 38 | 3 501 | 9 | |
| 81 | 16 235 | 34 | 17 961 | 70 | 5 014 | 42 | 4 124 | 28 | 3 424 | 88 | 5 384 | 13 | 2 757 | 62 | 3 983 | 35 | 1 886 | 10 | |
| 55 | 14 340 | 30 | 16 988 | 54 | 4 155 | 40 | (D) | 27 | (D) | 77 | 4 921 | 11 | (D) | 47 | 3 191 | 27 | 1 848 | 11 | |
| 1 | (D) | 1 | (D) | - | - | - | - | - | - | - | - | - | - | - | - | - | - | - | 12 |
| 25 | (D) | 3 | (D) | 16 | 859 | 2 | (D) | 1 | (D) | 11 | 463 | 2 | (D) | 15 | 792 | 8 | 38 | 13 | |
| 18 | 2 103 | 15 | 3 864 | 23 | 1 976 | 6 | 259 | 15 | 507 | 32 | 1 053 | 6 | 419 | 26 | 4 526 | 8 | 22 | 14 | |
| 28 | 4 956 | 9 | 4 596 | 24 | 1 726 | 14 | 768 | 7 | 590 | 25 | 921 | 5 | 523 | 32 | 1 966 | 6 | 28 | 15 | |
| - | - | - | - | - | (D) | - | - | - | - | - | - | - | - | - | - | - | - | - | 16 |
| 16 | 3 832 | 6 | 3 271 | 19 | 1 376 | 11 | 665 | 6 | (D) | 16 | 645 | 4 | (D) | 25 | 1 236 | 4 | (D) | 17 | |
| 12 | 1 124 | 3 | 1 325 | 5 | (D) | 3 | 103 | 1 | (D) | 9 | 276 | 1 | (D) | 7 | 730 | 2 | (D) | 18 | |
| 55 | 7 894 | 13 | 9 369 | 40 | 2 766 | 12 | 1 266 | 13 | 703 | 53 | 2 167 | 10 | 1 337 | 52 | 5 420 | 20 | 1 051 | 19 | |
| 18 | 4 891 | 10 | (D) | 22 | 1 562 | 11 | (D) | 8 | 411 | 28 | 1 267 | 5 | 836 | 31 | 1 719 | 9 | 772 | 20 | |
| 37 | 3 003 | 3 | (D) | 18 | 1 204 | 1 | (D) | 5 | 292 | 25 | 900 | 5 | 501 | 21 | 3 701 | 11 | 279 | 21 | |
| 11 | 1 231 | 6 | 484 | 7 | 370 | 1 | (D) | 3 | 136 | 11 | 735 | 2 | (D) | 10 | 263 | - | - | 22 | |
| 24 | 2 579 | 13 | 7 861 | 21 | 1 584 | 8 | 398 | 10 | 489 | 31 | 1 035 | 6 | 519 | 22 | 3 416 | 8 | 90 | 23 | |
| 9 | 1 052 | 7 | 4 218 | 11 | 873 | 6 | (D) | 3 | (D) | 11 | 481 | 2 | (D) | 9 | 260 | 2 | (D) | 24 | |
| 15 | 1 527 | 6 | 3 643 | 10 | 711 | 2 | (D) | 7 | (D) | 20 | 554 | 4 | (D) | 13 | 3 156 | 6 | (D) | 25 | |
| 54 | 10 110 | 34 | 11 743 | 64 | 3 616 | 33 | 2 477 | 30 | 2 153 | 92 | 4 030 | 14 | 2 076 | 65 | 5 320 | 16 | 1 156 | 26 | |
| 36 | 8 560 | 24 | 9 881 | 55 | 2 940 | 29 | 2 463 | 27 | (D) | 70 | 3 438 | 10 | 1 968 | 43 | 3 060 | 8 | (D) | 27 | |
| 18 | 1 550 | 10 | 1 862 | 9 | 676 | 4 | 14 | 3 | (D) | 22 | 592 | 4 | 108 | 22 | 2 260 | 8 | (D) | 28 | |
| 83 | 19 349 | 27 | 12 456 | 99 | 8 566 | 17 | 1 585 | 20 | 1 772 | 89 | 5 878 | 16 | 2 591 | 76 | 4 602 | 22 | 448 | 29 | |
| 8 | 1 800 | 4 | 413 | 11 | 749 | 1 | (D) | 1 | (D) | 9 | 225 | 3 | 313 | 15 | 712 | 2 | (D) | 30 | |
| 8 | 914 | 1 | (D) | 11 | 916 | - | - | - | - | 9 | 385 | 2 | (D) | 3 | 193 | 10 | 102 | 31 | |
| 35 | 13 979 | 18 | 8 481 | 47 | 4 016 | 14 | 1 471 | 11 | 1 511 | 46 | 3 316 | 8 | 1 681 | 38 | 1 830 | 4 | 310 | 32 | |
| 6 | 524 | 2 | (D) | 9 | 588 | 2 | (D) | 5 | 108 | 11 | 1 323 | 2 | (D) | 5 | 225 | 4 | 28 | 33 | |
| 26 | 2 132 | 2 | (D) | 21 | 2 297 | - | - | 3 | (D) | 14 | 629 | 1 | (D) | 15 | 1 642 | 2 | (D) | 34 | |
| 64 | 5 973 | 13 | 6 496 | 34 | 2 100 | 13 | 756 | 15 | 624 | 38 | 1 437 | 11 | 1 010 | 51 | 2 800 | 13 | 65 | 35 | |
| 32 | 4 723 | 9 | (D) | 23 | 1 681 | 11 | (D) | 8 | 430 | 24 | 1 095 | 6 | 859 | 33 | 1 712 | 6 | 22 | 36 | |
| 32 | 1 250 | 4 | (D) | 11 | 419 | 2 | (D) | 7 | 194 | 14 | 342 | 5 | 151 | 18 | 1 088 | 7 | 43 | 37 | |
| 48 | 8 004 | 16 | 7 223 | 46 | 3 038 | 21 | 2 170 | 17 | 1 556 | 52 | 2 368 | 9 | 1 347 | 52 | 5 453 | 10 | 60 | 38 | |
| 31 | 6 788 | 15 | (D) | 28 | 1 960 | 19 | (D) | 12 | 1 325 | 33 | 1 559 | 3 | 1 057 | 32 | 3 130 | 2 | (D) | 39 | |
| 17 | 1 216 | 1 | (D) | 18 | 1 078 | 2 | (D) | 5 | 231 | 19 | 809 | 6 | 290 | 20 | 2 323 | 8 | (D) | 40 | |
| 39 | 1 992 | 6 | 1 088 | 14 | 849 | 7 | 134 | 3 | (D) | 15 | 360 | 1 | (D) | -13 | 1 294 | 8 | 28 | 41 | |
| 53 | 4 874 | 16 | 6 217 | 41 | 2 418 | 19 | 1 624 | 26 | 1 532 | 42 | 1 891 | 7 | 1 091 | 39 | 2 477 | 18 | 114 | 42 | |
| 30 | 3 444 | 10 | 4 566 | 24 | 1 970 | 17 | (D) | 18 | 1 358 | 29 | 1 555 | 5 | (D) | 25 | 1 440 | 13 | 90 | 43 | |
| 23 | 1 430 | 6 | 1 651 | 17 | 448 | 2 | (D) | 8 | 174 | 13 | 336 | 2 | (D) | 14 | 1 037 | 5 | 24 | 44 | |
| 51 | 8 791 | 20 | 4 036 | 24 | 2 680 | 26 | 1 476 | 25 | 1 129 | 61 | 2 857 | 9 | 1 151 | 46 | 3 172 | 14 | 974 | 45 | |
| 14 | 3 442 | 6 | 1 071 | 5 | 635 | 14 | (D) | 8 | 518 | 18 | 876 | 2 | (D) | 17 | 1 105 | 2 | (D) | 46 | |
| - | - | 2 | (D) | 2 | (D) | - | - | - | - | 1 | (D) | - | - | - | - | - | 1 | (D) | 47 |
| 19 | 4 D11 | 9 | 2 280 | 7 | 1 064 | 11 | 644 | 7 | 357 | 31 | 1 253 | 5 | 618 | 16 | 762 | 7 | 879 | 48 | |
| 18 | 1 338 | 3 | (D) | 10 | (D) | 1 | (D) | 10 | 254 | 11 | (D) | 2 | (D) | 13 | 1 305 | 4 | 24 | 49 | |
| 41 | 5 693 | 18 | 4 976 | 36 | 3 520 | 24 | 1 589 | 10 | 646 | 36 | 1 561 | 8 | 730 | 31 | 2 360 | 18 | 1 057 | 50 | |
| 24 | 4 729 | 14 | 4 501 | 23 | 2 185 | 24 | 1 589 | 7 | 540 | 22 | 1 121 | 4 | 651 | 18 | 1 438 | 10 | 931 | 51 | |
| 17 | 964 | 4 | 475 | 13 | 1 335 | - | - | 3 | 106 | 14 | 440 | 4 | 79 | 13 | 922 | 8 | 126 | 52 | |
| 41 | 6 693 | 22 | 8 728 | 40 | 2 912 | 20 | 1 940 | 20 | 1 291 | 63 | 2 435 | 6 | 626 | 65 | 2 950 | 11 | 198 | 53 | |
| 12 | 3 524 | 9 | 3 628 | 11 | 1 060 | 14 | 1 448 | 11 | 816 | 18 | 799 | 2 | (D) | 21 | 1 244 | 6 | 54 | 54 | |
| 11 | 1 113 | 4 | 1 566 | 8 | 499 | 3 | 332 | 3 | (D) | 13 | 359 | 2 | (D) | 10 | 533 | - | - | 55 | |
| 18 | 2 056 | 9 | 3 534 | 21 | 1 353 | 3 | 160 | 6 | (D) | 32 | 1 277 | 2 | (D) | 34 | 1 173 | 5 | 144 | 56 | |
| 118 | 30 577 | 78 | 29 171 | 138 | 11 112 | 77 | 8 708 | 68 | 9 172 | 185 | 11 583 | 25 | 6 058 | 157 | 14 618 | 49 | 2 967 | 57 | |
| 84 | 26 456 | 55 | 20 571 | 96 | 7 533 | 66 | 7 773 | 50 | 8 054 | 136 | 9 187 | 20 | 5 269 | 109 | 9 398 | 19 | 2 193 | 58 | |
| 34 | 4 121 | 23 | 8 600 | 42 | 3 579 | 11 | 935 | 18 | 1 118 | 49 | 2 396 | 5 | 789 | 48 | 5 220 | 30 | 774 | 59 | |
| 41 | 6 472 | 22 | 9 065 | 44 | 2 780 | 20 | 1 221 | 20 | 1 100 | 55 | 2 346 | 7 | 943 | 50 | 8 020 | 8 | 1 118 | 60 | |
| 16 | 1 993 | 10 | (D) | 11 | 748 | 9 | 417 | 4 | 219 | 14 | 498 | 1 | (D) | 13 | (D) | 1 | (D) | 61 | |
| 15 | 3 554 | 9 | 6 216 | 15 | 1 244 | 11 | 804 | 10 | 781 | 25 | 1 237 | 6 | (D) | 19 | (D) | 1 | (D) | 62 | |
| 10 | 925 | 3 | (D) | 18 | 788 | - | - | 6 | 100 | 16 | 611 | - | - | 18 | 5 046 | 6 | (D) | 63 | |
| 119 | 35 592 | 104 | 39 513 | 137 | 12 681 | 58 | 7 283 | 93 | 6 902 | 156 | 9 339 | 31 | 6 235 | 158 | 16 312 | 77 | 2 108 | 64 | |
| 47 | 19 704 | 39 | 18 057 | 58 | 5 056 | 33 | 3 282 | 38 | 2 701 | 71 | 4 533 | 18 | 4 111 | 58 | 4 821 | 27 | 1 148 | 65 | |
| 26 | 7 993 | 17 | 6 737 | 30 | 2 871 | 17 | 2 331 | 17 | 1 449 | 35 | 1 714 | 4 | 747 | 43 | 5 252 | 14 | 624 | 66 | |
| 10 | 2 020 | 5 | 2 834 | 7 | 701 | 5 | (D) | 5 | 473 | 5 | 491 | 2 | (D) | 9 | 869 | - | - | 67 | |
| 36 | 5 875 | 43 | 11 885 | 42 | 4 053 | 3 | (D) | 33 | 2 279 | 45 | 2 601 | 7 | (D) | 48 | 5 370 | 36 | 336 | 68 | |
| 44 | 7 290 | 20 | 4 649 | 30 | 2 227 | 16 | 1 952 | 23 | 1 335 | 33 | 1 684 | 5 | 1 191 | 45 | 2 720 | 11 | 2 121 | 69 | |
| 37 | 5 244 | 15 | 4 607 | 28 | (D) | 16 | 1 952 | 21 | (D) | 32 | (D) | 5 | 1 191 | 41 | 2 651 | 9 | (D) | 70 | |
| 7 | 2 046 | 5 | 42 | 2 | (D) | - | - | 2 | (D) | 1 | (D) | - | - | 4 | 69 | 2 | (D) | 71 | |

TABLE 3. Counties; Cities of 2,500

| Line number | County and city | Total | | | | | | | Kind-of-business group | | | | |
|-------------|--|----------------|--------------|---------------------------|-----------------------------|----------------------|---|--|---|--|-----------|------------------------------------|--------|
| | | Establishments | | Sales | | Payroll, entire year | Payroll, workweek ended nearest Nov. 15 | Paid employees, workweek ended nearest Nov. 15 | Active proprietors of unincorporated businesses | Lumber, building matts., hardware, farm equip. dealers | | General merchandise group stores * | |
| | | Total | With payroll | Total, all establishments | Establishments with payroll | | | | | Establishments | Sales | Establishments | Sales |
| (number) | (number) | (\$1,000) | (\$1,000) | (\$1,000) | (dollars) | (number) | (number) | (number) | (\$1,000) | (number) | (\$1,000) | | |
| 1 | FLOYD COUNTY | 476 | 338 | 60 206 | 56 876 | 6 368 | 125 567 | 2 036 | 437 | 42 | 3 793 | 10 | 5 527 |
| 2 | NEW ALBANY | 416 | 312 | 57 421 | 54 969 | 6 232 | 122 753 | 1 985 | 377 | 35 | 3 139 | 10 | (0) |
| 3 | REMAINDER OF COUNTY | 60 | 26 | 2 785 | 1 907 | 136 | 2 814 | 51 | 60 | 7 | 654 | - | (0) |
| 4 | FOUNTAIN COUNTY | 269 | 185 | 24 728 | 22 640 | 1 904 | 40 942 | 672 | 264 | 30 | 3 253 | 12 | 705 |
| 5 | ATTICA | 101 | 75 | 9 841 | 8 829 | 811 | 16 251 | 271 | 99 | 6 | 310 | 3 | 251 |
| 6 | COVINGTON | 53 | 43 | 6 642 | 6 496 | 517 | 13 819 | 185 | 45 | 8 | 1 912 | 4 | 210 |
| 7 | REMAINDER OF COUNTY | 115 | 67 | 8 245 | 7 315 | 576 | 10 872 | 216 | 120 | 16 | 1 031 | 5 | 244 |
| 8 | FRANKLIN COUNTY | 147 | 99 | 13 475 | 12 435 | 948 | 17 999 | 330 | 164 | 11 | 1 211 | 4 | 408 |
| 9 | BROOKVILLE | 72 | 56 | 8 730 | 8 410 | 671 | 12 886 | 227 | 81 | 7 | 903 | 2 | (0) |
| 10 | REMAINDER OF COUNTY | 75 | 43 | 4 745 | 4 025 | 277 | 5 113 | 103 | 83 | 4 | 308 | 2 | (0) |
| 11 | FULTON COUNTY | 226 | 170 | 21 874 | 20 724 | 2 120 | 42 726 | 696 | 215 | 27 | 3 022 | 8 | 997 |
| 12 | ROCHESTER | 114 | 102 | 13 715 | 13 517 | 1 515 | 31 322 | 497 | 102 | 10 | 1 224 | 4 | 796 |
| 13 | REMAINDER OF COUNTY | 112 | 68 | 8 159 | 7 207 | 605 | 11 404 | 199 | 113 | 17 | 1 798 | 4 | 201 |
| 14 | GIBSON COUNTY | 353 | 251 | 34 789 | 33 167 | 3 310 | 65 161 | 1 104 | 352 | 35 | 5 269 | 12 | 3 410 |
| 15 | OAKLAND CITY | 67 | 45 | 5 138 | 4 936 | 461 | 8 539 | 177 | 66 | 5 | 673 | 3 | (0) |
| 16 | PRINCETON | 150 | 116 | 21 343 | 20 611 | 2 176 | 43 741 | 662 | 140 | 15 | 3 295 | 5 | 2 539 |
| 17 | REMAINDER OF COUNTY | 136 | 90 | 8 308 | 7 620 | 673 | 12 881 | 265 | 146 | 15 | 1 301 | 4 | (0) |
| 18 | GRANT COUNTY | 687 | 523 | 108 228 | 104 534 | 11 399 | 227 525 | 3 535 | 600 | 55 | 8 069 | 22 | 8 899 |
| 19 | FAIRMOUNT | 41 | 29 | 5 122 | 4 916 | 309 | 6 599 | 115 | 50 | 6 | (0) | 2 | (0) |
| 20 | GAS CITY | 54 | 42 | 8 859 | 8 609 | 794 | 14 269 | 202 | 56 | 3 | (0) | 1 | (0) |
| 21 | MARION | 436 | 354 | 80 653 | 78 545 | 9 168 | 183 833 | 2 825 | 326 | 23 | 3 438 | 16 | 8 543 |
| 22 | REMAINDER OF COUNTY | 156 | 98 | 13 594 | 12 464 | 1 128 | 22 824 | 393 | 168 | 23 | 2 457 | 3 | 100 |
| 23 | GREENE COUNTY | 332 | 240 | 32 834 | 30 850 | 2 630 | 50 053 | 978 | 348 | 33 | 7 810 | 15 | 1 677 |
| 24 | LINTON | 104 | 82 | 11 951 | 11 551 | 1 086 | 21 352 | 393 | 106 | 7 | 505 | 4 | (0) |
| 25 | REMAINDER OF COUNTY | 228 | 158 | 20 883 | 19 299 | 1 544 | 28 701 | 585 | 242 | 26 | 7 305 | 11 | (0) |
| 26 | HAMILTON COUNTY | 378 | 288 | 44 054 | 42 410 | 4 394 | 85 255 | 1 395 | 370 | 43 | 6 549 | 16 | 1 993 |
| 27 | NOBLESVILLE | 142 | 116 | 22 251 | 21 733 | 2 313 | 43 962 | 676 | 136 | 11 | 1 272 | 7 | 931 |
| 28 | REMAINDER OF COUNTY | 236 | 172 | 21 803 | 20 677 | 2 081 | 41 293 | 719 | 234 | 32 | 5 277 | 9 | 1 062 |
| 29 | HANCOCK COUNTY | 261 | 185 | 35 567 | 34 641 | 3 056 | 60 491 | 968 | 258 | 25 | 3 410 | 8 | 1 815 |
| 30 | GREENFIELD | 120 | 96 | 20 082 | 19 752 | 1 955 | 39 550 | 633 | 117 | 16 | 2 163 | 3 | (0) |
| 31 | REMAINDER OF COUNTY | 141 | 89 | 15 485 | 14 889 | 1 101 | 20 941 | 335 | 141 | 9 | 1 247 | 5 | (0) |
| 32 | HARRISON COUNTY | 180 | 102 | 15 286 | 13 806 | 1 216 | 24 040 | 435 | 187 | 13 | 1 948 | 11 | 1 210 |
| 33 | CORYDON | 80 | 56 | 10 207 | 9 709 | 885 | 17 511 | 311 | 84 | 8 | 860 | 2 | (0) |
| 34 | REMAINDER OF COUNTY | 100 | 46 | 5 079 | 4 097 | 331 | 6 529 | 124 | 103 | 5 | 1 088 | 9 | (0) |
| 35 | HENRICKS COUNTY | 309 | 219 | 39 549 | 38 099 | 3 571 | 69 472 | 1 140 | 298 | 37 | 3 865 | 8 | 1 109 |
| 36 | BROWNSBURG | 47 | 37 | 8 185 | 8 083 | 676 | 12 946 | 219 | 48 | 3 | 263 | - | - |
| 37 | OANVILLE | 59 | 45 | 8 624 | 8 394 | 725 | 15 835 | 251 | 54 | 4 | 1 221 | 2 | (0) |
| 38 | PLAINFIELD | 69 | 55 | 11 972 | 11 856 | 1 244 | 22 119 | 355 | 62 | 9 | 356 | 2 | (0) |
| 39 | REMAINDER OF COUNTY | 134 | 82 | 10 768 | 9 766 | 926 | 18 572 | 315 | 134 | 21 | 2 025 | 4 | 345 |
| 40 | HENRY COUNTY | 502 | 374 | 65 004 | 61 886 | 5 900 | 115 314 | 2 025 | 477 | 38 | 5 044 | 17 | 4 913 |
| 41 | NEW CASTLE | 284 | 216 | 43 397 | 41 267 | 4 266 | 83 013 | 1 438 | 256 | 20 | 3 988 | 12 | 4 527 |
| 42 | REMAINDER OF COUNTY | 218 | 158 | 21 607 | 20 619 | 1 634 | 32 301 | 587 | 221 | 18 | 1 056 | 5 | 386 |
| 43 | HOWARD COUNTY | 675 | 493 | 115 328 | 111 796 | 13 187 | 262 855 | 4 086 | 629 | 40 | 9 453 | 23 | 16 597 |
| 44 | KOKOMO | 510 | 378 | 88 303 | 85 373 | 10 724 | 212 562 | 3 277 | 488 | 28 | 7 298 | 16 | 13 817 |
| 45 | REMAINDER OF COUNTY | 165 | 115 | 27 025 | 26 423 | 2 463 | 50 293 | 809 | 141 | 12 | 2 155 | 7 | 2 780 |
| 46 | HUNTINGTON COUNTY | 375 | 281 | 42 718 | 40 670 | 4 455 | 83 749 | 1 444 | 338 | 37 | 4 459 | 13 | 2 948 |
| 47 | HUNTINGTON | 248 | 188 | 30 657 | 29 379 | 3 424 | 64 606 | 1 081 | 210 | 18 | 2 521 | 9 | 2 640 |
| 48 | REMAINDER OF COUNTY | 127 | 93 | 12 061 | 11 291 | 1 031 | 19 143 | 363 | 128 | 19 | 1 938 | 4 | 308 |
| 49 | JACKSON COUNTY | 320 | 242 | 40 739 | 39 401 | 4 025 | 83 903 | 1 312 | 304 | 31 | 4 769 | 14 | 3 916 |
| 50 | SEYMOUR | 172 | 142 | 30 323 | 29 819 | 3 213 | 65 053 | 997 | 149 | 16 | 3 952 | 7 | 3 556 |
| 51 | REMAINDER OF COUNTY | 148 | 100 | 10 416 | 9 582 | 812 | 18 850 | 315 | 155 | 15 | 817 | 7 | 360 |
| 52 | JASPER COUNTY | 230 | 156 | 25 389 | 23 437 | 2 257 | 43 969 | 674 | 241 | 20 | 2 831 | 8 | 1 965 |
| 53 | RENSELAER | 109 | 85 | 14 888 | 13 968 | 1 532 | 30 724 | 452 | 111 | 11 | 1 461 | 4 | 1 468 |
| 54 | REMAINDER OF COUNTY | 121 | 71 | 10 501 | 9 469 | 725 | 13 245 | 222 | 130 | 9 | 1 370 | 4 | 497 |
| 55 | JAY COUNTY | 243 | 179 | 27 386 | 26 130 | 2 360 | 50 141 | 785 | 228 | 23 | 3 270 | 7 | 1 023 |
| 56 | DUNKIRK (PART) ² | 45 | 37 | 6 001 | 5 807 | 485 | 15 788 | 163 | 37 | 4 | 372 | 1 | (0) |
| 57 | PORTLAND | 130 | 100 | 16 805 | 16 295 | 1 578 | 28 474 | 511 | 117 | 10 | 2 377 | 2 | (0) |
| 58 | REMAINDER OF COUNTY | 68 | 42 | 4 580 | 4 028 | 297 | 5 879 | 111 | 74 | 9 | 521 | 4 | 201 |
| 59 | JEFFERSON COUNTY | 255 | 201 | 33 633 | 32 337 | 3 424 | 66 858 | 1 062 | 235 | 22 | 2 931 | 12 | 1 830 |
| 60 | MADISON | 194 | 166 | 27 485 | 26 849 | 2 875 | 55 648 | 899 | 177 | 18 | 2 093 | 8 | 1 484 |
| 61 | REMAINDER OF COUNTY | 61 | 35 | 6 148 | 5 488 | 549 | 11 210 | 163 | 58 | 4 | 838 | 4 | 346 |
| 62 | JENNINGS COUNTY | 158 | 106 | 16 346 | 15 294 | 1 383 | 28 816 | 478 | 155 | 13 | 1 312 | 5 | 648 |
| 63 | NORTH VERNON | 106 | 82 | 13 325 | 12 923 | 1 188 | 24 998 | 400 | 100 | 11 | (0) | 3 | (0) |
| 64 | REMAINDER OF COUNTY | 52 | 24 | 3 021 | 2 371 | 195 | 3 818 | 78 | 55 | 2 | (0) | 2 | (0) |
| 65 | JOHNSON COUNTY | 380 | 278 | 56 890 | 54 710 | 5 440 | 101 907 | 1 647 | 343 | 31 | 6 418 | 11 | 2 491 |
| 66 | EDINBURG (PART) ³ | 56 | 36 | 4 386 | (0) | (0) | (0) | (0) | (0) | 3 | 221 | 2 | (0) |
| 67 | FRANKLIN | 139 | 109 | 21 979 | 21 167 | 2 145 | 41 043 | 676 | 124 | 12 | 3 424 | 4 | 1 316 |
| 68 | GREENWOOD | 71 | 51 | 19 385 | 18 863 | 1 832 | 32 073 | 436 | 58 | 8 | 1 015 | 1 | (0) |
| 69 | NEW WHITELAND | 4 | - | (0) | (0) | (0) | (0) | (0) | (0) | - | - | - | - |
| 70 | REMAINDER OF COUNTY | 110 | 82 | 11 107 | 10 815 | 1 134 | 22 190 | 402 | 104 | 8 | 1 758 | 4 | 645 |

Standard Notes: - Represents zero. (D) Withheld to avoid disclosure. (NA) Not available. (X) Not applicable.
 *Nonstore retailers, part of SIC major group 53, are shown separately in this table.
¹Edinburg is in Bartholomew and Johnson Counties.
²Dunkirk is in Blackford and Jay Counties.

Inhabitants or More: 1963—Continued

| Kind-of-business group - continued | | | | | | | | | | | | | | | | | | Line number |
|--------------------------------------|--------------------|-----------------------------------|--------------------|--------------------------------------|--------------------|--------------------------------------|--------------------|---|--------------------|--------------------------------------|--------------------|-----------------------------------|--------------------|--------------------------------------|--------------------|--------------------------------------|--------------------|-------------|
| Food stores | | Automotive dealers | | Gasoline service stations | | Apparel, accessory stores | | Furniture, home furnishings, equipment stores | | Eating, drinking places | | Drug stores, proprietary stores | | Other retail stores | | Nonstore retailers * | | |
| Estab- lish- ments (number) | Sales (\$1,000) | Estab- lish- ments (No.) | Sales (\$1,000) | Estab- lish- ments (number) | Sales (\$1,000) | Estab- lish- ments (number) | Sales (\$1,000) | Estab- lish- ments (number) | Sales (\$1,000) | Estab- lish- ments (number) | Sales (\$1,000) | Estab- lish- ments (No.) | Sales (\$1,000) | Estab- lish- ments (number) | Sales (\$1,000) | Estab- lish- ments (number) | Sales (\$1,000) | |
| 89 | 15 136 | 28 | 12 476 | 62 | 5 049 | 21 | 3 705 | 19 | 3 665 | 86 | 3 872 | 14 | 2 203 | 79 | 4 248 | 26 | 532 | 1 |
| 76 | 14 557 | 28 | 12 476 | 46 | 4 326 | 20 | (0) | 19 | 3 665 | 78 | 3 678 | 14 | 2 203 | 66 | 3 710 | 24 | (0) | 2 |
| 13 | 579 | - | - | 16 | 723 | 1 | (0) | - | - | 8 | 194 | - | - | 13 | 538 | 2 | (0) | 3 |
| 52 | 6 434 | 23 | 5 544 | 39 | 2 387 | 10 | 748 | 11 | 809 | 34 | 1 267 | 9 | 853 | 46 | 2 553 | 3 | 175 | 4 |
| 19 | 2 586 | 11 | 3 204 | 10 | 776 | 8 | (0) | 6 | (0) | 15 | 507 | 4 | 549 | 18 | 390 | 1 | (0) | 5 |
| 7 | 2 284 | 4 | (0) | 7 | 375 | 2 | (0) | 1 | (0) | 8 | 315 | 1 | (0) | 9 | 190 | 2 | (0) | 6 |
| 26 | 1 564 | 8 | (0) | 22 | 1 236 | - | (0) | 4 | 220 | 11 | 445 | 4 | (0) | 19 | 1 973 | - | - | 7 |
| 35 | 3 892 | 16 | 3 010 | 15 | 938 | 9 | 379 | 3 | (0) | 26 | 810 | 2 | (0) | 22 | 2 101 | 4 | 80 | 8 |
| 11 | 1 781 | 10 | 2 569 | 5 | 479 | 6 | 347 | 2 | (0) | 15 | 579 | 2 | (0) | 12 | 1 167 | - | - | 9 |
| 24 | 2 111 | 6 | 441 | 10 | 459 | 3 | 32 | 1 | (0) | 11 | 231 | - | (0) | 10 | 934 | 4 | 80 | 10 |
| 33 | 5 212 | 23 | 3 441 | 24 | 2 249 | 14 | 684 | 10 | 321 | 38 | 1 130 | 5 | 570 | 37 | 3 714 | 7 | 534 | 11 |
| 10 | 3 169 | 11 | 2 574 | 14 | 1 522 | 12 | (0) | 3 | 106 | 22 | 751 | 2 | (0) | 23 | 2 020 | 3 | (0) | 12 |
| 23 | 2 043 | 12 | 867 | 10 | 727 | 2 | (0) | 7 | 215 | 16 | 379 | 3 | (0) | 14 | 1 694 | 4 | (0) | 13 |
| 69 | 7 512 | 22 | 5 978 | 57 | 2 651 | 22 | 2 030 | 13 | 1 253 | 64 | 1 942 | 9 | 905 | 47 | 3 765 | 3 | 74 | 14 |
| 11 | 1 164 | 6 | 1 499 | 10 | 518 | 4 | (0) | 3 | 358 | 13 | 294 | 1 | (0) | 9 | 185 | 2 | (0) | 15 |
| 28 | 4 731 | 13 | 4 114 | 17 | 912 | 16 | 1 891 | 6 | 635 | 23 | 996 | 5 | (0) | 21 | 1 515 | 1 | (0) | 16 |
| 30 | 1 617 | 3 | 365 | 30 | 1 221 | 2 | (0) | 4 | 260 | 28 | 652 | 3 | 162 | 17 | 2 065 | - | - | 17 |
| 88 | 22 393 | 49 | 26 295 | 97 | 8 762 | 43 | 6 638 | 52 | 5 485 | 134 | 7 159 | 19 | 5 201 | 97 | 7 383 | 31 | 1 944 | 18 |
| 8 | 921 | 4 | (0) | 4 | 188 | 4 | 66 | 3 | (0) | 3 | 120 | 1 | 891 | 5 | 891 | 2 | (0) | 19 |
| 12 | 1 250 | 3 | (0) | 6 | 640 | 4 | 238 | 3 | (0) | 11 | 341 | 1 | (0) | 10 | 250 | - | - | 20 |
| 52 | 18 625 | 34 | 18 559 | 56 | 6 158 | 32 | 6 215 | 35 | 4 080 | 91 | 5 621 | 14 | 4 421 | 59 | 3 175 | 24 | 1 818 | 21 |
| 16 | 1 597 | 8 | 1 725 | 31 | 1 776 | 3 | 119 | 12 | 1 160 | 29 | 1 077 | 3 | (0) | 23 | 3 067 | 5 | (0) | 22 |
| 67 | 6 899 | 19 | 6 487 | 55 | 3 113 | 24 | 1 378 | 19 | 1 318 | 53 | 1 712 | 7 | 792 | 35 | 1 587 | 5 | 61 | 23 |
| 20 | 2 553 | 8 | 4 343 | 8 | 662 | 15 | 734 | 11 | 853 | 19 | 680 | 2 | (0) | 10 | 316 | - | - | 24 |
| 47 | 4 346 | 11 | 2 144 | 47 | 2 451 | 9 | 644 | 8 | 465 | 34 | 1 032 | 5 | (0) | 25 | 1 271 | 5 | 61 | 25 |
| 46 | 9 137 | 22 | 9 873 | 60 | 4 906 | 23 | 1 648 | 26 | 2 235 | 57 | 2 471 | 11 | 1 433 | 56 | 3 022 | 18 | 787 | 26 |
| 17 | 4 864 | 16 | 8 421 | 19 | 1 767 | 9 | 1 186 | 6 | 826 | 22 | 1 008 | 5 | 840 | 23 | 521 | 4 | 615 | 27 |
| 29 | 4 273 | 6 | 1 452 | 41 | 3 139 | 14 | 462 | 17 | 1 409 | 35 | 1 463 | 6 | 593 | 33 | 2 501 | 14 | 172 | 28 |
| 35 | 6 569 | 17 | 10 774 | 40 | 3 028 | 11 | 851 | 12 | 1 286 | 37 | 1 392 | 8 | 1 197 | 52 | 5 095 | 16 | 150 | 29 |
| 16 | 4 607 | 8 | 5 100 | 15 | 1 361 | 7 | 721 | 10 | (0) | 17 | 958 | 5 | 945 | 23 | 2 019 | - | (0) | 30 |
| 19 | 1 962 | 9 | 5 674 | 25 | 1 667 | 4 | 130 | 2 | (0) | 20 | 434 | 3 | 252 | 29 | 3 076 | 16 | (0) | 31 |
| 28 | 2 856 | 15 | 3 207 | 21 | 1 070 | 5 | 525 | 5 | 768 | 43 | 1 037 | 3 | 407 | 20 | 2 024 | 16 | 234 | 32 |
| 7 | 2 277 | 14 | (0) | 8 | 267 | 4 | (0) | 3 | (0) | 15 | 457 | 3 | 407 | 10 | 1 306 | 6 | 144 | 33 |
| 21 | 579 | 1 | (0) | 13 | 803 | 1 | (0) | 2 | (0) | 28 | 580 | - | - | 10 | 718 | 10 | 90 | 34 |
| 37 | 10 427 | 21 | 9 739 | 44 | 4 211 | 17 | 879 | 16 | 500 | 49 | 1 997 | 13 | 1 734 | 47 | 4 966 | 20 | 122 | 35 |
| 5 | 2 321 | 5 | 3 104 | 9 | 908 | 3 | 109 | 3 | 73 | 6 | 276 | 2 | 691 | 9 | 691 | 2 | (0) | 36 |
| 5 | 2 190 | 6 | 1 791 | 5 | 612 | 4 | (0) | 6 | 233 | 6 | 309 | 3 | (0) | 14 | 1 343 | 4 | 20 | 37 |
| 7 | 4 576 | 5 | 3 418 | 8 | 938 | 8 | 539 | 4 | 44 | 13 | 681 | 4 | 774 | 7 | 176 | 2 | (0) | 38 |
| 20 | 1 340 | 5 | 1 426 | 22 | 1 753 | 2 | (0) | 3 | 150 | 24 | 731 | 4 | (0) | 17 | 2 756 | 12 | 82 | 39 |
| 77 | 13 634 | 46 | 16 144 | 85 | 6 101 | 31 | 2 569 | 30 | 2 666 | 75 | 3 909 | 12 | 1 834 | 73 | 7 732 | 18 | 458 | 40 |
| 41 | 9 832 | 35 | 10 369 | 45 | 3 479 | 23 | 2 106 | 12 | 1 189 | 38 | 2 938 | 8 | 1 402 | 39 | 3 222 | 11 | 345 | 41 |
| 36 | 3 802 | 11 | 5 775 | 40 | 2 622 | 8 | 463 | 18 | 1 477 | 37 | 971 | 4 | 432 | 34 | 4 510 | 7 | 113 | 42 |
| 86 | 20 455 | 62 | 23 714 | 75 | 6 722 | 43 | 6 701 | 53 | 6 297 | 118 | 7 261 | 19 | 4 521 | 111 | 12 193 | 45 | 1 414 | 43 |
| 63 | 14 348 | 53 | 20 964 | 47 | 4 254 | 35 | 4 557 | 41 | 5 273 | 101 | 6 320 | 16 | 4 042 | 78 | 6 129 | 32 | 1 301 | 44 |
| 23 | 6 107 | 9 | 2 750 | 28 | 2 468 | 8 | 2 144 | 12 | 1 024 | 17 | 941 | 3 | 479 | 33 | 6 064 | 13 | 113 | 45 |
| 48 | 9 051 | 25 | 9 315 | 59 | 3 777 | 27 | 1 878 | 22 | 1 721 | 48 | 1 961 | 13 | 1 606 | 62 | 4 820 | 21 | 1 182 | 46 |
| 33 | 7 639 | 16 | 6 507 | 41 | 2 544 | 24 | 1 816 | 15 | 1 477 | 33 | 1 365 | 8 | 1 291 | 34 | 1 719 | 17 | 1 138 | 47 |
| 15 | 1 412 | 9 | 2 808 | 18 | 1 233 | 3 | 62 | 7 | 244 | 15 | 596 | 5 | 315 | 28 | 3 101 | 4 | 44 | 48 |
| 62 | 8 761 | 26 | 7 133 | 48 | 3 607 | 19 | 1 377 | 18 | 1 139 | 47 | 2 045 | 7 | 1 237 | 39 | 6 481 | 9 | 274 | 49 |
| 29 | 6 246 | 15 | 5 000 | 16 | 1 935 | 15 | 1 327 | 12 | 883 | 28 | 1 378 | 4 | (0) | 23 | 4 876 | 7 | (0) | 50 |
| 33 | 2 515 | 11 | 2 133 | 32 | 1 672 | 4 | 50 | 6 | 256 | 19 | 667 | 3 | (0) | 16 | 1 605 | 2 | (0) | 51 |
| 30 | 4 877 | 15 | 4 438 | 26 | 2 093 | 16 | 1 150 | 5 | 801 | 28 | 1 077 | 6 | 696 | 50 | 4 980 | 26 | 481 | 52 |
| 12 | 3 044 | 8 | 2 674 | 11 | 863 | 11 | 1 067 | 3 | (0) | 13 | 650 | 3 | 488 | 23 | 2 400 | 10 | (0) | 53 |
| 18 | 1 833 | 7 | 1 764 | 15 | 1 230 | 5 | 83 | 2 | (0) | 15 | 427 | 3 | 208 | 27 | 2 580 | 16 | (0) | 54 |
| 32 | 6 265 | 16 | 6 286 | 35 | 2 351 | 16 | 1 210 | 17 | 803 | 42 | 1 451 | 6 | 514 | 39 | 3 473 | 10 | 740 | 55 |
| 5 | 1 695 | 5 | 1 917 | 5 | 459 | 6 | 212 | 2 | (0) | 7 | 176 | 2 | 779 | 8 | 779 | - | - | 56 |
| 15 | 3 837 | 10 | (0) | 16 | 976 | 10 | 998 | 13 | 591 | 21 | 926 | 3 | 360 | 24 | 1 037 | 6 | 700 | 57 |
| 12 | 733 | 1 | (0) | 14 | 916 | - | - | 2 | (0) | 14 | 349 | 1 | (0) | 7 | 1 657 | 4 | 40 | 58 |
| 51 | 8 213 | 18 | 7 240 | 35 | 3 073 | 23 | 2 235 | 11 | 1 402 | 32 | 1 620 | 7 | 1 400 | 39 | 2 510 | 5 | 1 179 | 59 |
| 29 | 6 084 | 14 | 5 996 | 26 | 2 480 | 23 | 2 235 | 11 | 1 402 | 24 | 1 335 | 6 | (0) | 32 | 2 104 | 3 | (0) | 60 |
| 22 | 2 129 | 4 | 1 244 | 9 | 593 | - | - | - | - | 8 | 285 | 1 | (0) | 7 | 406 | 2 | (0) | 61 |
| 30 | 3 618 | 6 | 4 635 | 22 | 2 091 | 8 | 653 | 8 | 354 | 28 | 942 | 6 | 376 | 29 | 1 579 | 3 | 138 | 62 |
| 12 | 1 982 | 5 | (0) | 13 | 1 581 | 7 | (0) | 6 | (0) | 21 | 722 | 2 | (0) | 23 | 1 430 | 3 | 138 | 63 |
| 18 | 1 636 | 1 | (0) | 9 | 510 | 1 | (0) | 2 | (0) | 7 | 220 | 4 | (0) | 6 | 149 | - | - | 64 |
| 49 | 13 494 | 26 | 14 700 | 69 | 6 058 | 15 | 1 218 | 30 | 2 488 | 64 | 3 593 | 14 | 2 525 | 47 | 3 661 | 24 | 244 | 65 |
| 7 | 1 326 | 3 | (0) | 12 | 437 | 2 | (0) | 5 | 286 | 12 | (0) | 1 | (0) | 3 | (0) | 6 | (0) | 66 |
| 18 | 5 251 | 14 | 4 786 | 17 | 1 769 | 9 | 893 | 9 | 601 | 27 | 1 282 | 3 | 724 | 22 | 1 815 | 4 | 118 | 67 |
| 6 | 4 285 | 4 | (0) | 18 | 1 754 | 4 | (0) | 7 | 687 | 11 | 901 | 4 | (0) | 7 | 330 | 1 | (0) | 68 |
| - | - | - | - | - | - | - | - | - | - | 2 | (0) | - | - | 2 | (0) | - | - | 69 |
| 18 | 2 632 | 5 | 199 | 22 | 2 098 | - | - | 9 | 914 | 12 | 904 | 6 | 540 | 13 | 1 327 | 13 | 90 | 70 |

TABLE 3. Counties; Cities of 2,500

| Line number | County and city | Total | | | | | | | | Kind-of-business group | | | |
|-------------|--|----------------|--------------|---------------------------|-----------------------------|----------------------|---|--|---|--|-----------|------------------------------------|---------|
| | | Establishments | | Sales | | Payroll, entire year | Payroll, workweek ended nearest Nov. 15 | Paid employees, workweek ended nearest Nov. 15 | Active proprietors of unincorporated businesses | Lumber, building matts., hardware, farm equip. dealers | | General merchandise group stores * | |
| | | Total | With payroll | Total, all establishments | Establishments with payroll | | | | | Establishments | Sales | Establishments | Sales |
| (number) | (number) | (\$1,000) | (\$1,000) | (\$1,000) | (dollars) | (number) | (number) | (number) | (\$1,000) | (number) | (\$1,000) | | |
| 1 | KNOX COUNTY | 524 | 368 | 57 044 | 52 922 | 6 306 | 118 318 | 2 091 | 479 | 30 | 4 968 | 19 | 7 848 |
| 2 | BICKNELL | 73 | 53 | 4 570 | 4 226 | 359 | 6 813 | 145 | 75 | 2 | (D) | 2 | (D) |
| 3 | VINCENNES | 338 | 252 | 45 472 | 43 136 | 5 405 | 102 452 | 1 762 | 291 | 20 | 3 765 | 13 | 7 133 |
| 4 | REMAINDER OF COUNTY | 113 | 63 | 7 002 | 5 560 | 542 | 9 053 | 184 | 113 | 8 | (O) | 4 | (O) |
| 5 | KOSCIUSKO COUNTY | 556 | 388 | 64 888 | 61 774 | 6 499 | 121 908 | 1 988 | 554 | 43 | 8 511 | 17 | 3 203 |
| 6 | NAPPANEE (PART) ³ | - | - | - | - | - | - | - | - | - | - | - | - |
| 7 | WARSAW | 198 | 148 | 34 309 | 33 547 | 3 579 | 67 103 | 1 071 | 171 | 20 | 1 783 | 7 | 2 718 |
| 8 | REMAINDER OF COUNTY | 358 | 240 | 30 579 | 28 227 | 2 920 | 54 805 | 917 | 383 | 23 | 6 728 | 10 | 485 |
| 9 | LAGRANGE COUNTY | 179 | 129 | 18 420 | 17 628 | 1 666 | 31 028 | 550 | 167 | 19 | 2 277 | 12 | 961 |
| 10 | LAKE COUNTY | 3 841 | 2 947 | 693 251 | 670 387 | 79 893 | 1 628 441 | 23 393 | 3 557 | 203 | 33 821 | 91 | 101 469 |
| 11 | CROWN POINT | 150 | 120 | 26 144 | 25 504 | 2 907 | 55 471 | 728 | 147 | 15 | 2 470 | 6 | 632 |
| 12 | DYER | 33 | 29 | 2 899 | 2 665 | 364 | 6 693 | 102 | 34 | 5 | (O) | 1 | (O) |
| 13 | EAST CHICAGO | 494 | 344 | 57 069 | 52 951 | 6 184 | 128 055 | 1 815 | 522 | 20 | 2 643 | 7 | 868 |
| 14 | EAST GARY | 38 | 24 | 5 413 | 5 083 | 503 | 10 611 | 148 | 36 | - | (D) | 1 | (D) |
| 15 | GARY | 1 366 | 1 070 | 258 525 | 250 617 | 31 666 | 646 117 | 9 145 | 1 197 | 58 | 7 678 | 36 | 53 490 |
| 16 | GRIFFITH | 63 | 43 | 9 144 | 8 820 | 896 | 16 731 | 278 | 60 | 6 | 884 | - | - |
| 17 | HAMMOND | 793 | 629 | 177 403 | 172 961 | 21 505 | 444 471 | 6 494 | 669 | 41 | 7 768 | 18 | 31 189 |
| 18 | HIGHLAND | 112 | 92 | 36 764 | 36 420 | 3 364 | 68 985 | 989 | 98 | 6 | 2 000 | 3 | (D) |
| 19 | HOBART | 107 | 83 | 18 887 | 18 391 | 1 709 | 34 101 | 517 | 111 | 5 | 789 | 3 | (D) |
| 20 | MUNSTER | 58 | 42 | 15 683 | 14 997 | 1 555 | 33 196 | 385 | 46 | 2 | (D) | 2 | (D) |
| 21 | SCHERVILLE | 39 | 33 | 7 269 | 7 249 | 940 | 20 670 | 326 | 38 | 2 | (D) | 1 | (D) |
| 22 | WHITING | 159 | 115 | 21 333 | 20 397 | 2 749 | 50 776 | 842 | 157 | 11 | 1 810 | 5 | 421 |
| 23 | REMAINDER OF COUNTY | 429 | 323 | 56 718 | 54 332 | 5 551 | 112 564 | 1 624 | 442 | 32 | 6 048 | 8 | 1 596 |
| 24 | LA PORTE COUNTY | 920 | 680 | 133 190 | 127 662 | 14 602 | 293 010 | 4 442 | 828 | 51 | 9 343 | 30 | 14 161 |
| 25 | LA PORTE | 300 | 232 | 47 275 | 45 247 | 5 123 | 101 748 | 1 494 | 265 | 21 | 3 500 | 10 | 3 715 |
| 26 | MICHIGAN CITY | 398 | 292 | 61 866 | 59 628 | 7 035 | 143 242 | 2 174 | 361 | 15 | 2 126 | 14 | 9 022 |
| 27 | REMAINDER OF COUNTY | 222 | 156 | 24 049 | 22 787 | 2 444 | 48 020 | 774 | 202 | 15 | 3 717 | 6 | 1 424 |
| 28 | LAWRENCE COUNTY | 365 | 259 | 42 953 | 40 779 | 3 825 | 77 537 | 1 368 | 343 | 25 | 2 600 | 17 | 3 435 |
| 29 | BEFORE | 214 | 172 | 32 227 | 31 441 | 3 040 | 61 511 | 1 072 | 180 | 18 | 1 489 | 8 | 2 964 |
| 30 | MITCHELL | 57 | 35 | 5 205 | 4 685 | 484 | 9 959 | 164 | 61 | 2 | (O) | 4 | 244 |
| 31 | REMAINDER OF COUNTY | 94 | 52 | 5 521 | 4 653 | 301 | 6 067 | 132 | 102 | 5 | (O) | 5 | 227 |
| 32 | MAOISON COUNTY | 1 104 | 840 | 182 392 | 176 914 | 19 474 | 386 882 | 5 946 | 964 | 85 | 16 385 | 30 | 18 628 |
| 33 | ALEXANORIA | 108 | 78 | 11 466 | 10 446 | 1 042 | 22 084 | 356 | 110 | 13 | 792 | 2 | (O) |
| 34 | ANDERSON | 515 | 423 | 106 541 | 104 301 | 12 649 | 247 455 | 3 705 | 413 | 36 | 5 929 | 14 | 15 947 |
| 35 | CHESTERFIELO | 22 | 18 | 2 659 | 2 601 | 272 | 6 373 | 100 | 19 | - | - | 3 | (D) |
| 36 | ELWOOD | 167 | 115 | 18 319 | 17 555 | 1 800 | 36 363 | 634 | 142 | 10 | 869 | 5 | 1 816 |
| 37 | REMAINDER OF COUNTY | 292 | 206 | 43 407 | 42 011 | 3 711 | 74 607 | 1 151 | 280 | 26 | 8 795 | 6 | 501 |
| 38 | MARION COUNTY | 4 994 | 4 002 | 1 141 886 | 1 123 500 | 145 533 | 2 945 551 | 44 279 | 4 140 | 265 | 42 569 | 124 | 209 346 |
| 39 | BEECH GROVE | 47 | 29 | 2 514 | 2 270 | 337 | 7 531 | 105 | 47 | 3 | 741 | 2 | (O) |
| 40 | INDIANAPOLIS | 3 905 | 3 159 | 916 535 | 902 213 | 121 125 | 2 460 369 | 36 759 | 3 281 | 188 | 29 210 | 92 | 175 571 |
| 41 | LAWRENCE | 66 | 54 | 14 482 | 14 346 | 1 593 | 29 613 | 498 | 52 | 4 | 452 | 4 | (O) |
| 42 | SPEEDWAY | 75 | 63 | 23 281 | 23 049 | 2 278 | 45 487 | 803 | 51 | 3 | 748 | 4 | (O) |
| 43 | REMAINDER OF COUNTY | 901 | 697 | 185 074 | 181 622 | 20 200 | 402 551 | 6 114 | 709 | 67 | 11 418 | 22 | 23 994 |
| 44 | MARSHALL COUNTY | 389 | 291 | 43 107 | 41 501 | 3 805 | 76 088 | 1 355 | 387 | 46 | 5 008 | 16 | 2 995 |
| 45 | BREMEN | 63 | 45 | 6 525 | 6 177 | 546 | 10 286 | 175 | 62 | 6 | 842 | 4 | 189 |
| 46 | PLYMOUTH | 152 | 122 | 19 520 | 19 202 | 1 987 | 40 735 | 723 | 145 | 12 | 1 328 | 9 | 2 609 |
| 47 | REMAINDER OF COUNTY | 174 | 124 | 17 062 | 16 122 | 1 272 | 25 067 | 457 | 180 | 28 | 2 838 | 3 | 197 |
| 48 | MARTIN COUNTY | 111 | 79 | 11 090 | 10 354 | 1 038 | 20 665 | 360 | 101 | 11 | 760 | 4 | (O) |
| 49 | LOGOOTE | 52 | 44 | 5 298 | 5 212 | 519 | 11 367 | 184 | 50 | 6 | 517 | 2 | (O) |
| 50 | REMAINDER OF COUNTY | 59 | 35 | 5 792 | 5 142 | 519 | 9 298 | 176 | 51 | 5 | 243 | 2 | (O) |
| 51 | MIAMI COUNTY | 353 | 265 | 37 281 | 35 775 | 3 727 | 71 861 | 1 311 | 316 | 24 | 2 174 | 11 | 3 038 |
| 52 | PERU | 230 | 182 | 24 566 | 23 700 | 2 750 | 52 042 | 924 | 204 | 11 | 988 | 7 | 2 871 |
| 53 | REMAINDER OF COUNTY | 123 | 83 | 12 715 | 12 075 | 977 | 19 819 | 387 | 112 | 13 | 1 186 | 4 | 167 |
| 54 | MONROE COUNTY | 464 | 376 | 78 837 | 76 529 | 8 267 | 167 799 | 2 693 | 414 | 36 | 5 716 | 12 | 5 109 |
| 55 | BLOOMINGTON | 349 | 301 | 63 979 | 63 011 | 7 064 | 141 897 | 2 224 | 301 | 21 | 3 919 | 7 | 2 998 |
| 56 | REMAINDER OF COUNTY | 115 | 75 | 14 858 | 13 518 | 1 203 | 25 902 | 469 | 113 | 15 | 1 797 | 5 | 2 111 |
| 57 | MONTGOMERY COUNTY | 365 | 289 | 46 556 | 45 010 | 4 786 | 92 588 | 1 523 | 346 | 43 | 5 934 | 11 | 3 498 |
| 58 | CRAWFORSVILLE | 212 | 180 | 33 445 | 32 813 | 3 637 | 69 726 | 1 113 | 188 | 13 | 1 463 | 7 | 3 412 |
| 59 | REMAINDER OF COUNTY | 153 | 109 | 13 111 | 12 197 | 1 149 | 22 862 | 410 | 158 | 30 | 4 471 | 4 | 86 |
| 60 | MORGAN COUNTY | 320 | 216 | 39 364 | 36 950 | 3 531 | 69 516 | 1 128 | 319 | 25 | 2 637 | 12 | 2 706 |
| 61 | MARTINSVILLE | 154 | 98 | 19 611 | 18 535 | 1 912 | 37 148 | 610 | 148 | 12 | 1 665 | 5 | 1 806 |
| 62 | MOORESVILLE | 63 | 45 | 10 620 | 10 094 | 922 | 18 153 | 276 | 58 | 5 | 381 | 3 | 402 |
| 63 | REMAINDER OF COUNTY | 103 | 73 | 9 133 | 8 321 | 697 | 14 215 | 242 | 113 | 8 | 591 | 4 | 498 |
| 64 | NEWTON COUNTY | 167 | 127 | 18 129 | 17 273 | 1 658 | 33 739 | 547 | 165 | 20 | 3 012 | 8 | 1 295 |
| 65 | NOBLE COUNTY | 335 | 267 | 38 033 | 36 897 | 3 561 | 73 775 | 1 213 | 286 | 32 | 4 575 | 12 | 2 415 |
| 66 | KENOALLVILLE | 121 | 109 | 18 759 | 18 575 | 1 923 | 42 482 | 661 | 90 | 11 | 1 350 | 6 | 1 902 |
| 67 | LIGONIER | 55 | 47 | 5 388 | 5 152 | 508 | 9 828 | 172 | 44 | 5 | 768 | 4 | (O) |
| 68 | REMAINDER OF COUNTY | 159 | 111 | 13 886 | 13 170 | 1 130 | 21 465 | 380 | 152 | 16 | 2 457 | 2 | (O) |
| 69 | OHIO COUNTY | 43 | 27 | 2 932 | 2 442 | 196 | 3 899 | 78 | 47 | 4 | 230 | 3 | 110 |
| 70 | ORANGE COUNTY | 224 | 146 | 18 302 | 17 192 | 1 331 | 27 447 | 494 | 233 | 16 | 1 597 | 6 | 452 |
| 71 | PAOLI | 71 | 49 | 6 981 | 6 737 | 556 | 12 074 | 205 | 71 | 3 | 319 | 2 | (O) |
| 72 | REMAINDER OF COUNTY | 153 | 97 | 11 321 | 10 455 | 775 | 15 373 | 289 | 162 | 13 | 1 278 | 4 | (O) |

Standard Notes: - Represents zero. (D) Withheld to avoid disclosure. (NA) Not available. (X) Not applicable.
²Nonstore retailers, part of SIC major group 53, are shown separately in this table.
³Nappanee is in Elkhart and Kosciusko Counties.

Inhabitants or More: 1963—Continued

| Kind-of-business group — continued | | | | | | | | | | | | | | | | | | Line number | |
|------------------------------------|-----------------|------------------------|-----------------|---------------------------|-----------------|---------------------------|-----------------|---|-----------------|---------------------------|-----------------|---------------------------------|-----------------|---------------------------|-----------------|---------------------------|-----------------|-------------|---|
| Food stores | | Automotive dealers | | Gasoline service stations | | Apparel, accessory stores | | Furniture, home furnishings, equipment stores | | Eating, drinking places | | Drug stores, proprietary stores | | Other retail stores | | Nonstore retailers * | | | |
| Estab-lish-ments (number) | Sales (\$1,000) | Estab-lish-ments (No.) | Sales (\$1,000) | Estab-lish-ments (number) | Sales (\$1,000) | Estab-lish-ments (number) | Sales (\$1,000) | Estab-lish-ments (number) | Sales (\$1,000) | Estab-lish-ments (number) | Sales (\$1,000) | Estab-lish-ments (No.) | Sales (\$1,000) | Estab-lish-ments (number) | Sales (\$1,000) | Estab-lish-ments (number) | Sales (\$1,000) | | |
| 93 | 12 234 | 42 | 10 245 | 69 | 4 140 | 22 | 1 978 | 34 | 2 571 | 94 | 3 788 | 21 | 2 681 | 77 | 5 288 | 23 | 1 303 | 1 | |
| 15 | 1 186 | 5 | 821 | 8 | 375 | 4 | 185 | 5 | 378 | 13 | 288 | 4 | 240 | 13 | 838 | 2 | (0) | 2 | |
| 58 | 9 728 | 33 | 9 308 | 36 | 2 716 | 18 | 1 793 | 23 | 2 073 | 60 | 2 879 | 13 | 2 314 | 51 | 2 542 | 13 | 1 221 | 3 | |
| 20 | 1 320 | 4 | 116 | 25 | 1 049 | - | - | 6 | 120 | 21 | 621 | 4 | 127 | 13 | 1 908 | 8 | (0) | 4 | |
| 65 | 13 536 | 40 | 11 719 | 76 | 6 008 | 28 | 2 432 | 31 | 2 835 | 107 | 4 406 | 14 | 2 176 | 95 | 8 542 | 40 | 1 520 | 5 | |
| - | - | - | - | - | - | - | - | - | - | - | - | - | - | - | - | - | - | - | 6 |
| 19 | 8 376 | 16 | 7 234 | 25 | 2 542 | 15 | 1 794 | 14 | 2 504 | 25 | 1 995 | 4 | 1 015 | 34 | 3 119 | 19 | 1 229 | 7 | |
| 46 | 5 160 | 24 | 4 485 | 51 | 3 466 | 13 | 4 885 | 17 | 3 31 | 82 | 2 411 | 10 | 1 161 | 61 | 5 423 | 21 | 291 | 8 | |
| 26 | 3 599 | 15 | 3 920 | 26 | 1 991 | 5 | 244 | 10 | 460 | 27 | 1 098 | 5 | 301 | 25 | 3 400 | 9 | 169 | 9 | |
| 662 | 184 836 | 194 | 115 758 | 502 | 55 959 | 290 | 39 920 | 197 | 29 509 | 919 | 51 034 | 142 | 23 094 | 510 | 38 048 | 131 | 19 803 | 10 | |
| 19 | 6 205 | 12 | 7 176 | 22 | 2 269 | 11 | 1 101 | 10 | 1 230 | 24 | 1 371 | 2 | (0) | 18 | (0) | 11 | 1 328 | 11 | |
| 8 | 652 | - | - | 5 | 1 067 | - | - | 1 | (0) | 10 | 405 | 2 | (0) | 1 | (0) | - | - | 12 | |
| 119 | 16 579 | 17 | 12 060 | 49 | 3 885 | 38 | 4 948 | 11 | 2 631 | 146 | 5 767 | 15 | 2 555 | 62 | 3 955 | 10 | 1 178 | 13 | |
| 7 | 3 163 | 1 | (0) | 7 | 924 | - | - | - | (0) | 9 | 303 | 2 | (0) | 7 | 272 | 4 | (0) | 14 | |
| 253 | 60 093 | 51 | 36 152 | 162 | 18 459 | 118 | 16 647 | 83 | 11 895 | 326 | 20 064 | 50 | 8 837 | 189 | 16 577 | 40 | 8 633 | 15 | |
| 13 | 5 210 | 2 | (0) | 10 | 1 200 | 6 | (0) | 4 | (0) | 10 | 398 | 2 | (0) | 8 | 597 | 2 | (0) | 16 | |
| 106 | 40 958 | 48 | 34 002 | 102 | 11 806 | 74 | 12 936 | 54 | 10 105 | 183 | 9 749 | 29 | 5 149 | 108 | 8 190 | 30 | 5 551 | 17 | |
| 21 | 11 010 | 13 | 7 775 | 17 | 2 971 | 5 | (0) | 6 | 780 | 19 | 1 411 | 5 | 795 | 13 | 775 | 4 | 409 | 18 | |
| 13 | (0) | 3 | 776 | 21 | 2 593 | 9 | 447 | 5 | (0) | 20 | 1 041 | 4 | 718 | 20 | 1 041 | 4 | 246 | 19 | |
| 7 | 10 298 | 6 | (0) | 6 | 782 | 5 | (0) | 4 | (0) | 12 | 564 | 5 | 827 | 7 | 459 | 2 | (0) | 20 | |
| 1 | (0) | 1 | (0) | 15 | 2 886 | - | - | - | - | 10 | 1 581 | 2 | (0) | 5 | 120 | 2 | (0) | 21 | |
| 29 | 6 932 | 5 | 3 868 | 10 | 769 | 12 | 862 | 7 | 571 | 48 | 4 112 | 10 | 783 | 19 | 1 167 | 3 | 38 | 22 | |
| 66 | 16 172 | 35 | 13 182 | 76 | 6 348 | 12 | 1 084 | 12 | 607 | 102 | 4 268 | 14 | 1 861 | 53 | 3 254 | 19 | 2 298 | 23 | |
| 125 | 29 953 | 61 | 27 919 | 139 | 13 162 | 72 | 8 400 | 60 | 4 849 | 196 | 10 081 | 23 | 3 940 | 113 | 9 849 | 50 | 1 533 | 24 | |
| 32 | 10 741 | 21 | 10 601 | 53 | 3 884 | 28 | 4 026 | 26 | 2 137 | 53 | 2 655 | 8 | 1 445 | 55 | 3 980 | 13 | 591 | 25 | |
| 56 | 16 632 | 22 | 12 581 | 43 | 3 918 | 41 | 4 264 | 37 | 2 180 | 86 | 4 238 | 12 | 2 408 | 35 | 3 799 | 27 | 698 | 26 | |
| 37 | 2 580 | 18 | 4 737 | 43 | 5 360 | 3 | 110 | 7 | 532 | 57 | 3 188 | 3 | 87 | 23 | 2 070 | 10 | 244 | 27 | |
| 74 | 11 700 | 31 | 7 892 | 55 | 4 048 | 22 | 2 127 | 18 | 2 350 | 50 | 2 151 | 10 | 1 420 | 53 | 3 568 | 10 | 1 662 | 28 | |
| 40 | 9 269 | 20 | 5 471 | 27 | 2 372 | 16 | 1 711 | 12 | 1 925 | 27 | 1 349 | 8 | 1 205 | 28 | 3 037 | 10 | 1 435 | 29 | |
| 14 | 1 247 | 3 | 931 | 5 | 452 | 5 | (0) | 3 | 248 | 10 | 275 | 1 | (0) | 10 | 215 | - | (0) | 30 | |
| 20 | 1 184 | 8 | 1 490 | 23 | 1 224 | 1 | (0) | 3 | 177 | 13 | 527 | 1 | (0) | 15 | 316 | - | (0) | 31 | |
| 154 | 44 179 | 76 | 34 078 | 161 | 12 733 | 74 | 8 994 | 106 | 11 398 | 180 | 11 176 | 39 | 7 818 | 165 | 11 729 | 34 | 5 274 | 32 | |
| 19 | (0) | 7 | (0) | 12 | 924 | 6 | (0) | 12 | (0) | 15 | 545 | 4 | (0) | 17 | 843 | 1 | (0) | 33 | |
| 69 | 25 788 | 35 | 20 859 | 65 | 5 316 | 46 | 6 946 | 47 | 6 130 | 86 | 6 354 | 23 | 4 704 | 83 | 5 925 | 11 | 2 643 | 34 | |
| 1 | (0) | 1 | (0) | 7 | 511 | - | (0) | 1 | (0) | 6 | 250 | 1 | (0) | 2 | (0) | - | - | 35 | |
| 30 | 5 385 | 13 | 3 835 | 22 | 1 491 | 12 | 835 | 15 | 836 | 23 | 1 038 | 3 | 712 | 28 | (0) | 6 | (0) | 36 | |
| 35 | 8 120 | 20 | 7 201 | 55 | 4 491 | 10 | 501 | 31 | 3 364 | 50 | 2 989 | 8 | 1 544 | 35 | 3 927 | 16 | 1 974 | 37 | |
| 707 | 222 950 | 236 | 231 111 | 741 | 82 027 | 269 | 41 170 | 322 | 48 458 | 974 | 88 353 | 270 | 53 352 | 750 | 69 298 | 336 | 53 252 | 38 | |
| 5 | 228 | - | - | 4 | 244 | 3 | 112 | 4 | (0) | 9 | 299 | 1 | (0) | 11 | 357 | 5 | 153 | 39 | |
| 566 | 159 113 | 186 | 201 932 | 502 | 56 155 | 220 | 33 648 | 256 | 40 142 | 810 | 72 371 | 221 | 42 142 | 611 | 61 780 | 253 | 44 471 | 40 | |
| 8 | 4 535 | 1 | (0) | 15 | 1 560 | - | - | 2 | (0) | 15 | 1 749 | 3 | (0) | 9 | 466 | 5 | 113 | 41 | |
| 8 | 7 997 | 4 | (0) | 14 | 1 793 | 8 | 1 869 | 4 | (0) | 10 | 751 | 4 | 1 100 | 9 | 570 | 7 | 685 | 42 | |
| 120 | 51 077 | 45 | 26 789 | 206 | 22 275 | 38 | 5 541 | 56 | 7 507 | 130 | 13 183 | 41 | 9 335 | 110 | 6 125 | 66 | 7 830 | 43 | |
| 40 | 9 457 | 28 | 8 140 | 58 | 4 444 | 26 | 1 407 | 27 | 1 435 | 56 | 2 316 | 10 | 999 | 59 | 6 282 | 23 | 624 | 44 | |
| 4 | (0) | 5 | 1 358 | 6 | 734 | 7 | 424 | 7 | 317 | 11 | 419 | 3 | (0) | 8 | 398 | 2 | (0) | 45 | |
| 15 | (0) | 13 | 3 916 | 20 | 1 553 | 11 | 725 | 12 | 849 | 23 | 1 085 | 2 | (0) | 24 | 1 729 | 11 | (0) | 46 | |
| 21 | 2 968 | 10 | 2 866 | 32 | 2 157 | 8 | 258 | 8 | 269 | 22 | 812 | 5 | 390 | 27 | 4 155 | 10 | 152 | 47 | |
| 27 | 2 682 | 6 | 2 093 | 17 | 1 654 | 2 | (0) | 3 | (0) | 23 | 792 | 3 | 201 | 10 | 1 384 | 5 | 590 | 48 | |
| 10 | 1 273 | 3 | (0) | 7 | 704 | 1 | (0) | 3 | (0) | 11 | 354 | 2 | (0) | 5 | 895 | 2 | (0) | 49 | |
| 17 | 1 409 | 3 | (0) | 10 | 950 | 1 | (0) | - | - | 12 | 438 | 1 | (0) | 5 | 489 | 3 | (0) | 50 | |
| 51 | 9 269 | 26 | 6 519 | 53 | 3 694 | 23 | 1 490 | 26 | 1 693 | 62 | 2 888 | 8 | 870 | 54 | 4 927 | 15 | 719 | 51 | |
| 30 | 5 945 | 17 | 4 031 | 34 | 2 299 | 20 | 1 371 | 16 | 1 485 | 41 | 1 910 | 6 | (0) | 37 | 2 172 | 11 | (0) | 52 | |
| 21 | 3 324 | 9 | 2 488 | 19 | 1 395 | 3 | 119 | 10 | 208 | 21 | 978 | 2 | (0) | 17 | 2 755 | 4 | (0) | 53 | |
| 69 | 17 487 | 35 | 17 743 | 67 | 6 095 | 36 | 4 590 | 28 | 3 893 | 84 | 6 098 | 13 | 3 959 | 73 | 5 930 | 11 | 2 217 | 54 | |
| 42 | 12 647 | 28 | 16 719 | 44 | 4 493 | 34 | (0) | 26 | (0) | 65 | 5 285 | 12 | (0) | 60 | 4 351 | 10 | (0) | 55 | |
| 27 | 4 840 | 7 | 1 024 | 23 | 1 602 | 2 | (0) | 2 | (0) | 19 | 813 | 1 | (0) | 13 | 1 579 | 1 | (0) | 56 | |
| 48 | 10 129 | 21 | 9 928 | 50 | 3 744 | 18 | 1 818 | 22 | 2 086 | 53 | 2 516 | 12 | 1 263 | 72 | 4 900 | 15 | 740 | 57 | |
| 25 | 7 913 | 13 | 8 371 | 29 | 2 476 | 18 | 1 818 | 12 | 1 662 | 31 | 1 571 | 6 | 1 025 | 48 | 3 027 | 10 | 707 | 58 | |
| 23 | 2 216 | 8 | 1 557 | 21 | 1 268 | - | - | 10 | 424 | 22 | 945 | 6 | 238 | 24 | 1 873 | 5 | 33 | 59 | |
| 61 | 12 069 | 19 | 8 281 | 47 | 3 191 | 17 | 1 438 | 23 | 1 164 | 48 | 2 249 | 8 | 1 107 | 45 | 4 035 | 15 | 487 | 60 | |
| 27 | 5 475 | 7 | 4 577 | 24 | 1 195 | 12 | 1 238 | 14 | (0) | 24 | 1 023 | 2 | (0) | 21 | 1 066 | 6 | 387 | 61 | |
| 11 | 4 361 | 6 | 2 478 | 9 | 908 | 3 | (0) | 2 | (0) | 7 | 378 | 3 | (0) | 9 | 835 | 5 | 39 | 62 | |
| 23 | 2 233 | 6 | 1 226 | 14 | 1 088 | 2 | (0) | 7 | (0) | 17 | 848 | 3 | 147 | 15 | 2 134 | 4 | 61 | 63 | |
| 26 | 3 179 | 11 | 2 493 | 19 | 2 038 | 7 | 297 | 8 | 335 | 35 | 1 986 | 4 | 369 | 28 | (0) | 1 | (0) | 64 | |
| 46 | 8 280 | 27 | 8 446 | 48 | 4 825 | 18 | 1 552 | 27 | 1 179 | 58 | 2 356 | 12 | 735 | 38 | 3 469 | 17 | 201 | 65 | |
| 13 | 3 997 | 10 | 4 208 | 18 | 2 915 | 10 | 1 140 | 11 | 737 | 21 | 1 089 | 4 | 383 | 12 | 891 | 5 | 147 | 66 | |
| 6 | 1 193 | 4 | (0) | 8 | 246 | 5 | 252 | 4 | 317 | 9 | 307 | 3 | 203 | 7 | 142 | - | - | 67 | |
| 27 | 3 090 | 13 | (0) | 22 | 1 664 | 3 | 160 | 12 | 125 | 28 | 960 | 5 | 149 | 19 | 2 436 | 12 | 54 | 68 | |
| 10 | 1 212 | 3 | 65 | 5 | 293 | 4 | 78 | 2 | (0) | 5 | 200 | 1 | (0) | 6 | 544 | - | - | 69 | |
| 46 | 4 585 | 16 | 5 014 | 28 | 2 002 | 13 | 690 | 11 | 511 | 35 | 1 151 | 6 | 566 | 38 | 1 626 | 9 | 108 | 70 | |
| 12 | 1 796 | 4 | 1 279 | 10 | 1 195 | 4 | 796 | 6 | 297 | 12 | 737 | 2 | (0) | 14 | 630 | 2 | (0) | 71 | |
| 34 | 2 789 | 12 | 3 735 | 18 | 807 | 9 | 330 | 5 | 214 | 23 | 414 | 4 | (0) | 24 | 996 | 7 | (0) | 72 | |

TABLE 3. Counties; Cities of 2,500

| Line number | County and city | Total | | | | | | | | Kind-of-business group | | | |
|-------------|-------------------------------|----------------|--------------|---------------------------|-----------------------------|----------------------|---|--|---|--|-----------|------------------------------------|-----------|
| | | Establishments | | Sales | | Payroll, entire year | Payroll, workweek ended nearest Nov. 15 | Paid employees, workweek ended nearest Nov. 15 | Active proprietors of unincorporated businesses | Lumber, building matls., hardware, farm equip. dealers | | General merchandise group stores * | |
| | | Total | With payroll | Total, all establishments | Establishments with payroll | | | | | Establishments | Sales | Establishments | Sales |
| | | (number) | (number) | (\$1,000) | (\$1,000) | (\$1,000) | (dollars) | (number) | (number) | (number) | (\$1,000) | (number) | (\$1,000) |
| 1 | OWEN COUNTY | 117 | 77 | 10 566 | 9 572 | 766 | 15 646 | 312 | 122 | 9 | 585 | 8 | 479 |
| 2 | SPENCER | 70 | 56 | 8 635 | 8 283 | 691 | 14 209 | 272 | 74 | 8 | (D) | 2 | (D) |
| 3 | REMAINDER OF COUNTY | 47 | 21 | 1 931 | 1 289 | 75 | 1 437 | 40 | 48 | 1 | (D) | 6 | (D) |
| 4 | PARKE COUNTY | 162 | 108 | 13 993 | 12 917 | 1 168 | 24 219 | 412 | 171 | 19 | 3 087 | 7 | 988 |
| 5 | ROCKVILLE | 73 | 53 | 8 362 | 7 964 | 736 | 14 364 | 266 | 77 | 8 | 1 889 | 2 | (D) |
| 6 | REMAINDER OF COUNTY | 89 | 55 | 5 631 | 4 953 | 432 | 9 855 | 146 | 94 | 11 | 1 198 | 5 | (D) |
| 7 | PERRY COUNTY | 205 | 129 | 16 579 | 14 727 | 1 409 | 25 668 | 522 | 198 | 8 | 592 | 9 | 1 033 |
| 8 | TELL CITY | 126 | 96 | 13 649 | 12 839 | 1 249 | 22 408 | 446 | 119 | 4 | 307 | 5 | 898 |
| 9 | REMAINDER OF COUNTY | 79 | 33 | 2 930 | 1 888 | 160 | 3 260 | 76 | 79 | 4 | 285 | 4 | 135 |
| 10 | PIKE COUNTY | 147 | 99 | 12 758 | 11 684 | 966 | 18 519 | 352 | 143 | 9 | 859 | 11 | 723 |
| 11 | PETERSBURG | 76 | 54 | 6 655 | 6 187 | 526 | 10 452 | 205 | 71 | 4 | 422 | 1 | (D) |
| 12 | REMAINDER OF COUNTY | 71 | 45 | 6 103 | 5 497 | 440 | 8 067 | 147 | 72 | 5 | 437 | 10 | (D) |
| 13 | PORTER COUNTY | 544 | 412 | 73 089 | 70 641 | 7 841 | 165 618 | 2 420 | 551 | 45 | 7 215 | 17 | 5 781 |
| 14 | CHESTERTON | 96 | 78 | 12 004 | 11 434 | 989 | 21 875 | 316 | 107 | 10 | 1 301 | 3 | 466 |
| 15 | PORTAGE | 62 | 38 | 5 112 | 4 664 | 600 | 11 715 | 168 | 55 | 8 | 1 322 | - | - |
| 16 | VALPARAISO | 237 | 183 | 40 739 | 39 981 | 4 590 | 97 987 | 1 352 | 239 | 15 | 3 409 | 7 | 3 926 |
| 17 | REMAINDER OF COUNTY | 149 | 113 | 15 234 | 14 562 | 1 662 | 34 041 | 584 | 150 | 12 | 1 183 | 7 | 1 389 |
| 18 | POSEY COUNTY | 213 | 145 | 23 257 | 22 055 | 1 762 | 38 236 | 691 | 214 | 25 | 5 457 | 6 | 651 |
| 19 | MOUNT VERNON | 109 | 85 | 13 946 | 13 390 | 1 147 | 25 434 | 463 | 110 | 14 | 2 515 | 4 | (D) |
| 20 | REMAINDER OF COUNTY | 104 | 60 | 9 311 | 8 665 | 615 | 12 802 | 228 | 104 | 11 | 2 942 | 2 | (D) |
| 21 | PULASKI COUNTY | 163 | 119 | 20 097 | 19 541 | 1 480 | 35 586 | 487 | 164 | 21 | 4 693 | 7 | 415 |
| 22 | PUTNAM COUNTY | 250 | 182 | 29 865 | 28 861 | 2 579 | 52 999 | 939 | 249 | 21 | 3 024 | 13 | 2 923 |
| 23 | GREENCASTLE | 140 | 112 | 23 161 | 22 793 | 2 084 | 42 860 | 713 | 126 | 8 | 1 847 | 5 | 1 954 |
| 24 | REMAINDER OF COUNTY | 110 | 70 | 6 704 | 6 068 | 495 | 10 139 | 226 | 123 | 13 | 1 177 | 8 | 969 |
| 25 | RANDOLPH COUNTY | 340 | 240 | 32 321 | 30 029 | 2 714 | 52 679 | 928 | 331 | 31 | 4 527 | 18 | 1 804 |
| 26 | UNION CITY | 76 | 54 | 8 067 | 7 573 | 783 | 15 466 | 263 | 64 | 7 | 639 | 4 | 624 |
| 27 | WINCHESTER | 125 | 95 | 14 374 | 13 518 | 1 149 | 21 316 | 379 | 121 | 12 | 2 132 | 6 | 630 |
| 28 | REMAINDER OF COUNTY | 139 | 91 | 9 880 | 8 938 | 782 | 15 897 | 286 | 146 | 12 | 1 756 | 8 | 550 |
| 29 | RIPLEY COUNTY | 249 | 185 | 25 585 | 24 407 | 2 193 | 40 992 | 718 | 260 | 28 | 2 199 | 15 | 747 |
| 30 | BATESVILLE | 55 | 51 | 7 112 | 7 080 | 686 | 13 317 | 216 | 50 | 4 | (D) | 2 | (D) |
| 31 | REMAINDER OF COUNTY | 194 | 134 | 18 473 | 17 327 | 1 507 | 27 675 | 502 | 210 | 24 | (D) | 13 | (D) |
| 32 | RUSH COUNTY | 225 | 161 | 27 289 | 26 437 | 2 451 | 49 673 | 805 | 208 | 29 | 3 633 | 9 | 536 |
| 33 | RUSHVILLE | 140 | 104 | 17 594 | 17 072 | 1 639 | 34 139 | 561 | 127 | 13 | 1 558 | 4 | 497 |
| 34 | REMAINDER OF COUNTY | 85 | 57 | 9 695 | 9 365 | 812 | 15 534 | 244 | 81 | 16 | 2 075 | 5 | 39 |
| 35 | ST JOSEPH COUNTY | 2 033 | 1 587 | ¹ 348 570 | ¹ 337 956 | ¹ 41 095 | 799 525 | 12 295 | 1 775 | 125 | 18 774 | 91 | 54 216 |
| 36 | MISHAWAKA | 377 | 295 | 70 496 | 68 372 | 6 855 | 128 975 | 2 077 | 331 | 23 | 3 663 | 13 | 9 774 |
| 37 | SOUTH BEND | 1 243 | 989 | 229 514 | 223 618 | 29 408 | 570 980 | 8 599 | 1 083 | 71 | 9 236 | 59 | 41 210 |
| 38 | REMAINDER OF COUNTY | 413 | 303 | ¹ 48 560 | ¹ 45 966 | ¹ 4 832 | ¹ 95 832 | ¹ 552 | 361 | 31 | 5 875 | 19 | 3 232 |
| 39 | SCOTT COUNTY | 165 | 101 | 15 002 | 13 902 | 1 329 | 26 388 | 486 | 166 | 8 | 1 279 | 6 | 685 |
| 40 | SCOTTSBURG | 101 | 71 | 10 113 | 9 657 | 972 | 19 508 | 356 | 102 | 6 | (D) | 4 | (D) |
| 41 | REMAINDER OF COUNTY | 64 | 30 | 4 889 | 4 245 | 357 | 6 880 | 130 | 64 | 2 | (D) | 2 | (D) |
| 42 | SHELBY COUNTY | 302 | 230 | 43 728 | 42 578 | 4 409 | 87 241 | 1 451 | 259 | 27 | 5 688 | 8 | 3 025 |
| 43 | SHELBYVILLE | 206 | 170 | 34 479 | 33 919 | 3 750 | 73 553 | 1 223 | 166 | 10 | 2 999 | 7 | (D) |
| 44 | REMAINDER OF COUNTY | 96 | 60 | 9 249 | 8 659 | 659 | 13 688 | 228 | 93 | 17 | 2 689 | 1 | (D) |
| 45 | SPENCER COUNTY | 195 | 131 | 15 779 | 14 387 | 1 275 | 27 506 | 508 | 188 | 17 | 1 872 | 5 | 475 |
| 46 | STARKE COUNTY | 214 | 158 | 20 712 | 19 742 | 1 747 | 34 945 | 634 | 236 | 17 | 2 145 | 17 | 3 353 |
| 47 | KNOX | 80 | 58 | 9 789 | 9 409 | 820 | 16 030 | 283 | 92 | 6 | 449 | 7 | 2 089 |
| 48 | REMAINDER OF COUNTY | 134 | 100 | 10 923 | 10 333 | 927 | 18 915 | 351 | 144 | 11 | 1 696 | 10 | 1 264 |
| 49 | STEUEN COUNTY | 291 | 209 | 35 094 | 33 636 | 3 256 | 65 562 | 1 045 | 273 | 36 | 3 730 | 11 | 1 518 |
| 50 | ANGOLA | 120 | 104 | 17 362 | 17 024 | 1 694 | 34 065 | 571 | 109 | 11 | 1 412 | 5 | 1 126 |
| 51 | REMAINDER OF COUNTY | 171 | 105 | 17 732 | 16 612 | 1 562 | 31 497 | 474 | 164 | 25 | 2 318 | 6 | 392 |
| 52 | SULLIVAN COUNTY | 248 | 186 | 20 550 | 19 454 | 1 567 | 32 183 | 623 | 258 | 28 | 2 884 | 14 | 1 214 |
| 53 | SULLIVAN | 101 | 93 | 12 002 | 11 760 | 1 004 | 20 930 | 384 | 96 | 16 | 2 376 | 6 | 852 |
| 54 | REMAINDER OF COUNTY | 147 | 93 | 8 548 | 7 694 | 563 | 11 253 | 239 | 162 | 12 | 508 | 8 | 362 |
| 55 | SWITZERLAND COUNTY | 80 | 42 | 4 417 | 3 667 | 282 | 5 491 | 108 | 84 | 6 | 610 | 6 | 222 |
| 56 | TIPPECANOE COUNTY | 668 | 566 | 140 411 | 139 183 | 17 068 | 339 694 | 5 321 | 501 | 44 | 10 177 | 17 | 26 197 |
| 57 | LAFAYETTE | 428 | 366 | 96 389 | 95 687 | 11 443 | 226 295 | 3 603 | 305 | 23 | 3 546 | 13 | 18 939 |
| 58 | WEST LAFAYETTE | 75 | 65 | 21 242 | 21 128 | 2 834 | 59 243 | 964 | 58 | 3 | 894 | 2 | (D) |
| 59 | REMAINDER OF COUNTY | 165 | 135 | 22 780 | 22 368 | 2 791 | 54 156 | 754 | 138 | 18 | 5 737 | 2 | (D) |
| 60 | TIPTON COUNTY | 139 | 109 | 16 814 | 16 286 | 1 381 | 27 651 | 483 | 141 | 12 | 2 654 | 3 | 913 |
| 61 | TIPTON | 86 | 74 | 11 393 | 11 201 | 1 012 | 19 386 | 346 | 86 | 6 | 1 268 | 3 | 913 |
| 62 | REMAINDER OF COUNTY | 53 | 35 | 5 421 | 5 085 | 369 | 8 265 | 137 | 55 | 6 | 1 386 | - | - |
| 63 | UNION COUNTY | 71 | 57 | 7 134 | 6 972 | 598 | 11 434 | 193 | 71 | 4 | 1 226 | 3 | (D) |
| 64 | VANDERBURGH COUNTY | 1 507 | 1 107 | 231 495 | 223 747 | 27 862 | 568 089 | 9 736 | 1 372 | 69 | 10 257 | 46 | 36 734 |
| 65 | EVANSVILLE | 1 396 | 1 038 | 219 556 | 212 676 | 26 572 | 542 642 | 9 328 | 1 269 | 62 | 9 170 | 44 | (D) |
| 66 | REMAINDER OF COUNTY | 111 | 69 | 11 939 | 11 071 | 1 290 | 25 447 | 408 | 103 | 7 | 1 087 | 2 | (D) |
| 67 | VERMILLION COUNTY | 240 | 142 | 18 584 | 16 784 | 1 615 | 29 194 | 590 | 249 | 18 | 1 930 | 9 | (D) |
| 68 | CLINTON | 138 | 84 | 12 248 | 11 230 | 1 128 | 20 490 | 413 | 149 | 8 | 591 | 7 | 771 |
| 69 | REMAINDER OF COUNTY | 102 | 58 | 6 336 | 5 554 | 487 | 8 704 | 177 | 100 | 10 | 1 339 | 2 | (D) |

Standard Notes: - Represents zero. (D) Withheld to avoid disclosure. (NA) Not available. (X) Not applicable. ¹ Revised.
 *Nonstore retailers, part of SIC major group 53, are shown separately in this table.

Inhabitants or More: 1963—Continued

| Kind-of-business group — continued | | | | | | | | | | | | | | | | | | Line number |
|------------------------------------|--------------------|---------------------------|--------------------|------------------------------|--------------------|------------------------------|--------------------|---|--------------------|------------------------------|--------------------|---------------------------------|--------------------|------------------------------|--------------------|------------------------------|--------------------|-------------|
| Food stores | | Automotive dealers | | Gasoline service stations | | Apparel, accessory stores | | Furniture, home furnishings, equipment stores | | Eating, drinking places | | Drug stores, proprietary stores | | Other retail stores | | Nonstore retailers * | | |
| Estab-lish-ments (number) | Sales (\$1,000) | Estab-lish-ments (No.) | Sales (\$1,000) | Estab-lish-ments (number) | Sales (\$1,000) | Estab-lish-ments (number) | Sales (\$1,000) | Estab-lish-ments (number) | Sales (\$1,000) | Estab-lish-ments (number) | Sales (\$1,000) | Estab-lish-ments (No.) | Sales (\$1,000) | Estab-lish-ments (number) | Sales (\$1,000) | Estab-lish-ments (number) | Sales (\$1,000) | |
| 17 | 2 778 | 14 | 2 536 | 18 | 1 586 | 3 | 111 | 7 | 522 | 24 | 975 | 5 | 319 | 12 | 675 | - | - | 1 |
| 9 | 2 210 | 8 | 2 316 | 12 | 1 263 | 3 | 111 | 7 | 522 | 10 | 489 | 3 | (D) | 8 | 585 | - | - | 2 |
| 8 | 568 | 6 | 220 | 6 | 323 | - | - | - | - | 14 | 486 | 2 | (D) | 4 | 90 | - | - | 3 |
| 29 | 3 225 | 6 | 2 001 | 31 | 1 661 | 3 | 91 | 5 | 182 | 36 | 890 | 3 | (D) | 21 | 1 595 | 2 | (D) | 4 |
| 9 | 1 829 | 5 | (D) | 13 | 732 | 1 | (D) | 2 | (D) | 16 | 569 | 2 | (D) | 15 | 719 | - | - | 5 |
| 20 | 1 396 | 1 | (D) | 18 | 929 | 2 | (D) | 3 | (D) | 20 | 321 | 1 | (D) | 6 | 876 | 2 | (D) | 6 |
| 52 | 5 264 | 17 | 3 789 | 29 | 1 106 | 16 | 935 | 14 | 1 082 | 35 | 1 193 | 3 | 520 | 19 | 778 | 3 | 287 | 7 |
| 28 | 4 431 | 12 | 3 322 | 15 | 733 | 13 | 824 | 12 | (D) | 18 | 774 | 2 | (D) | 16 | (D) | 1 | (D) | 8 |
| 24 | 833 | 5 | 467 | 14 | 373 | 3 | 111 | 2 | (D) | 17 | 419 | 1 | (D) | 3 | (D) | 2 | (D) | 9 |
| 37 | 2 373 | 12 | 3 414 | 23 | 974 | 9 | 272 | 8 | (D) | 16 | 443 | 3 | 211 | 17 | 3 203 | 2 | (D) | 10 |
| 15 | 1 347 | 6 | 1 571 | 10 | 550 | 9 | 272 | 6 | 254 | 11 | 363 | 2 | (D) | 12 | 1 527 | - | - | 11 |
| 22 | 1 026 | 6 | 1 843 | 13 | 424 | - | - | 2 | (D) | 5 | 80 | 1 | (D) | 5 | 1 676 | 2 | (D) | 12 |
| 73 | 15 468 | 38 | 14 672 | 80 | 8 471 | 37 | 2 880 | 31 | 3 923 | 105 | 5 806 | 16 | 2 474 | 76 | 5 099 | 26 | 1 300 | 13 |
| 16 | 3 746 | 5 | 1 666 | 17 | 2 901 | 7 | 280 | 2 | (D) | 18 | 512 | 3 | 327 | 12 | 533 | 3 | (D) | 14 |
| 14 | 1 680 | 4 | 409 | 12 | 796 | 1 | (D) | 4 | 111 | 10 | 355 | 3 | 356 | 4 | 64 | 2 | (D) | 15 |
| 24 | 8 667 | 24 | 10 062 | 32 | 2 656 | 27 | 2 507 | 17 | 2 070 | 35 | 2 032 | 7 | 1 598 | 36 | 3 080 | 13 | 732 | 16 |
| 19 | 1 375 | 5 | 2 535 | 19 | 2 118 | 2 | (D) | 8 | (D) | 42 | 2 907 | 3 | 193 | 24 | 1 422 | 8 | 526 | 17 |
| 40 | 4 604 | 14 | 6 014 | 32 | 1 356 | 7 | 841 | 9 | 357 | 33 | 913 | 6 | 574 | 37 | 2 444 | 4 | 46 | 18 |
| 16 | 3 073 | 8 | 3 661 | 11 | 581 | 7 | 841 | 7 | (D) | 15 | 483 | 3 | 316 | 24 | 1 598 | - | - | 19 |
| 24 | 1 531 | 6 | 2 353 | 21 | 775 | - | - | 2 | (D) | 18 | 430 | 3 | 258 | 13 | 846 | 4 | 46 | 20 |
| 23 | 2 823 | 14 | 4 439 | 17 | 1 175 | 7 | 509 | 6 | 333 | 27 | 767 | 5 | 364 | 26 | 4 527 | 10 | 52 | 21 |
| 29 | 5 089 | 13 | 5 428 | 54 | 3 225 | 12 | 1 192 | 13 | 940 | 37 | 2 265 | 8 | 846 | 43 | 4 702 | 7 | 231 | 22 |
| 19 | 4 441 | 11 | (D) | 25 | 1 817 | 11 | (D) | 9 | 816 | 20 | 1 246 | 4 | 743 | 27 | 3 561 | 1 | (D) | 23 |
| 10 | 648 | 2 | (D) | 29 | 1 408 | 1 | (D) | 4 | 124 | 17 | 1 019 | 4 | 103 | 16 | 1 141 | 6 | (D) | 24 |
| 48 | 6 301 | 27 | 7 169 | 49 | 3 403 | 19 | 1 055 | 27 | 1 477 | 45 | 1 426 | 11 | 880 | 61 | 4 231 | 4 | 48 | 25 |
| 5 | 1 252 | 10 | 1 751 | 9 | 728 | 5 | 342 | 9 | 552 | 9 | 378 | 2 | (D) | 16 | (D) | - | - | 26 |
| 19 | 3 176 | 9 | 4 184 | 12 | 951 | 11 | 558 | 9 | 578 | 17 | 631 | 4 | (D) | 25 | 1 104 | 1 | (D) | 27 |
| 24 | 1 873 | 8 | 1 234 | 28 | 1 724 | 3 | 155 | 9 | 347 | 19 | 417 | 5 | 215 | 20 | (D) | 3 | (D) | 28 |
| 42 | 6 553 | 15 | 5 816 | 29 | 1 821 | 12 | 488 | 10 | 754 | 45 | 1 744 | 7 | 706 | 30 | 4 673 | 16 | 84 | 29 |
| 8 | 2 172 | 5 | 1 483 | 5 | 355 | 4 | 230 | 5 | 529 | 9 | 423 | 2 | (D) | 7 | 991 | 4 | 32 | 30 |
| 34 | 4 381 | 10 | 4 333 | 24 | 1 466 | 8 | 258 | 5 | 225 | 36 | 1 321 | 5 | (D) | 23 | 3 682 | 12 | 52 | 31 |
| 35 | 4 870 | 16 | 6 169 | 27 | 1 552 | 7 | 637 | 8 | 893 | 33 | 1 043 | 3 | 610 | 50 | 6 669 | 8 | 677 | 32 |
| 21 | 4 124 | 11 | 4 229 | 17 | 1 031 | 7 | 637 | 5 | 340 | 25 | 886 | 3 | 610 | 26 | 3 005 | 8 | 677 | 33 |
| 14 | 746 | 5 | 1 940 | 10 | 521 | - | - | 3 | 553 | 8 | 157 | - | - | 24 | 3 664 | - | - | 34 |
| 305 | 172 445 | 96 | 73 270 | 298 | 26 344 | 124 | 21 700 | 112 | 15 915 | 430 | 26 957 | 73 | 13 063 | 275 | 19 166 | 104 | 6 720 | 35 |
| 56 | 15 152 | 19 | 21 315 | 54 | 4 231 | 36 | 4 278 | 23 | 1 686 | 75 | 4 158 | 17 | 2 244 | 46 | 3 241 | 15 | 754 | 36 |
| 184 | 45 046 | 58 | 46 363 | 166 | 14 026 | 78 | 16 160 | 68 | 12 184 | 273 | 18 396 | 46 | 9 728 | 182 | 12 289 | 58 | 4 876 | 37 |
| 65 | 12 247 | 19 | 5 592 | 78 | 8 087 | 10 | 1 262 | 21 | 2 045 | 82 | 4 403 | 10 | 1 091 | 47 | 3 636 | 31 | 1 090 | 38 |
| 37 | 4 588 | 16 | 2 594 | 23 | 1 680 | 9 | 868 | 9 | 629 | 21 | 892 | 3 | 453 | 29 | 1 312 | 4 | 22 | 39 |
| 12 | 2 097 | 12 | 2 156 | 16 | 1 043 | 7 | (D) | 8 | (D) | 16 | 758 | 2 | (D) | 18 | 838 | - | - | 40 |
| 25 | 2 491 | 4 | 438 | 7 | 637 | 2 | (D) | 1 | (D) | 5 | 134 | 1 | (D) | 11 | 474 | 4 | 22 | 41 |
| 46 | 9 514 | 18 | 8 234 | 45 | 3 363 | 16 | 2 178 | 24 | 2 616 | 43 | 2 292 | 8 | 1 352 | 51 | 5 254 | 16 | 212 | 42 |
| 24 | 7 592 | 15 | (D) | 25 | 2 422 | 16 | 2 178 | 20 | 2 417 | 35 | 1 982 | 7 | (D) | 37 | 2 913 | 10 | 184 | 43 |
| 22 | 1 922 | 3 | (D) | 20 | 941 | - | - | 4 | 199 | 8 | 310 | 1 | (D) | 14 | 2 341 | 6 | 28 | 44 |
| 44 | 2 976 | 11 | 3 727 | 34 | 1 912 | 7 | 245 | 7 | 346 | 41 | 1 056 | 5 | 454 | 22 | (D) | 2 | (D) | 45 |
| 25 | 3 820 | 16 | 3 728 | 28 | 2 333 | 13 | 540 | 8 | 251 | 46 | 1 277 | 4 | 280 | 33 | 2 834 | 7 | 151 | 46 |
| 7 | 1 903 | 8 | 2 900 | 9 | 904 | 5 | 279 | 2 | (D) | 15 | 419 | 2 | (D) | 14 | 351 | 5 | (D) | 47 |
| 18 | 1 917 | 8 | 828 | 19 | 1 429 | 8 | 261 | 6 | (D) | 31 | 858 | 2 | (D) | 19 | 2 483 | 2 | (D) | 48 |
| 48 | 7 840 | 24 | 5 695 | 40 | 5 983 | 13 | 776 | 9 | 607 | 49 | 2 960 | 6 | 811 | 49 | 4 441 | 6 | 733 | 49 |
| 13 | 3 759 | 9 | 4 254 | 22 | 1 253 | 12 | (D) | 4 | 327 | 28 | 1 595 | 3 | 597 | 11 | 1 603 | 2 | (D) | 50 |
| 35 | 4 081 | 15 | 1 441 | 18 | 4 730 | 1 | (D) | 5 | 280 | 21 | 1 365 | 3 | 214 | 38 | 2 838 | 4 | (D) | 51 |
| 46 | 4 912 | 12 | 3 178 | 43 | 2 208 | 12 | 776 | 12 | 634 | 42 | 1 150 | 9 | 572 | 30 | 3 022 | - | - | 52 |
| 12 | 2 467 | 6 | 2 353 | 15 | 1 057 | 9 | 744 | 7 | 456 | 15 | 589 | 3 | 270 | 12 | 838 | - | - | 53 |
| 34 | 2 445 | 6 | 825 | 28 | 1 151 | 3 | 32 | 5 | 178 | 27 | 561 | 6 | 302 | 18 | 2 184 | - | - | 54 |
| 17 | 1 148 | 4 | 508 | 8 | 465 | 5 | 191 | 5 | 186 | 7 | 198 | 2 | (D) | 16 | 681 | 4 | (D) | 55 |
| 69 | 28 015 | 40 | 24 757 | 101 | 9 550 | 46 | 6 530 | 49 | 5 856 | 141 | 10 615 | 31 | 6 629 | 102 | 11 008 | 28 | 1 077 | 56 |
| 45 | 21 306 | 29 | 18 389 | 42 | 4 604 | 37 | 6 100 | 37 | 5 153 | 79 | 5 621 | 24 | 5 169 | 74 | 6 873 | 20 | 689 | 57 |
| 5 | 5 036 | 1 | (D) | 16 | 1 781 | 4 | 430 | 4 | 231 | 20 | 1 837 | 4 | (D) | 14 | 2 542 | 2 | (D) | 58 |
| 19 | 1 673 | 10 | (D) | 43 | 3 165 | - | - | 8 | 472 | 42 | 3 157 | 3 | (D) | 14 | 1 593 | 6 | (D) | 59 |
| 18 | 3 760 | 11 | 2 949 | 27 | 1 425 | 6 | 343 | 9 | 540 | 22 | 943 | 2 | (D) | 28 | 2 797 | 1 | (D) | 60 |
| 9 | 3 050 | 9 | (D) | 16 | (D) | 6 | 343 | 6 | 496 | 14 | 744 | 2 | (D) | 14 | 468 | 1 | (D) | 61 |
| 9 | 710 | 2 | (D) | 11 | (D) | - | - | 3 | 44 | 8 | 199 | - | - | 14 | 2 329 | - | - | 62 |
| 11 | 1 491 | 3 | (D) | 12 | 702 | 6 | 217 | 3 | (D) | 12 | 338 | 2 | (D) | 15 | 1 694 | - | - | 63 |
| 231 | 49 600 | 104 | 39 189 | 217 | 18 819 | 83 | 18 681 | 79 | 10 609 | 330 | 18 687 | 49 | 10 495 | 208 | 12 717 | 91 | 5 707 | 64 |
| 215 | 45 325 | 102 | (D) | 201 | 17 674 | 77 | 18 330 | 71 | 9 606 | 300 | 17 163 | 49 | 10 495 | 196 | 10 999 | 79 | 5 517 | 65 |
| 16 | 4 275 | 2 | (D) | 16 | 1 145 | 6 | 351 | 8 | 1 003 | 30 | 1 524 | - | - | 12 | 1 718 | 12 | 190 | 66 |
| 41 | 4 847 | 13 | 5 371 | 34 | 1 508 | 6 | 511 | 6 | (D) | 64 | 1 341 | 6 | 347 | 41 | 1 329 | 2 | (D) | 67 |
| 22 | 3 340 | 10 | 3 967 | 15 | 950 | 6 | 511 | 5 | 555 | 33 | 674 | 3 | 254 | 29 | 635 | - | - | 68 |
| 19 | 1 507 | 3 | 1 404 | 19 | 558 | - | - | 1 | (D) | 31 | 667 | 3 | 93 | 12 | 694 | 2 | (D) | 69 |

TABLE 3. Counties; Cities of 2,500

| Line number | County and city | Total | | | | | | | Kind-of-business group | | | | |
|-------------|-------------------------------|----------------|--------------|---------------------------|-----------------------------|----------------------|---|--|---|--|-----------|------------------------------------|-----------|
| | | Establishments | | Sales | | Payroll, entire year | Payroll, workweek ended nearest Nov. 15 | Paid employees, workweek ended nearest Nov. 15 | Active proprietors of unincorporated businesses | Lumber, building matls., hardware, farm equip. dealers | | General merchandise group stores * | |
| | | Total | With payroll | Total, all establishments | Establishments with payroll | | | | | Establishments | Sales | Establishments | Sales |
| | | (number) | (number) | (\$1,000) | (\$1,000) | (\$1,000) | (dollars) | (number) | (number) | (number) | (\$1,000) | (number) | (\$1,000) |
| 1 | VIGO COUNTY | 1 119 | 769 | 191 699 | 185 345 | 24 261 | 468 173 | 7 006 | 1 005 | 46 | 6 194 | 32 | 27 906 |
| 2 | TERRE HAUTE | 877 | 615 | 176 910 | 172 200 | 22 739 | 434 048 | 6 373 | 768 | 34 | 5 756 | 19 | 27 139 |
| 3 | WEST TERRE HAUTE | 59 | 37 | 3 459 | 3 151 | 296 | 5 852 | 110 | 63 | 3 | 235 | 6 | 274 |
| 4 | REMAINDER OF COUNTY | 183 | 117 | 11 330 | 9 994 | 1 226 | 28 273 | 523 | 174 | 9 | 203 | 7 | 493 |
| 5 | WABASH COUNTY | 360 | 266 | 45 705 | 42 519 | 4 237 | 85 657 | 1 382 | 366 | 33 | 4 534 | 10 | 2 621 |
| 6 | NORTH MANCHESTER | 79 | 61 | 8 468 | 8 202 | 761 | 14 853 | 248 | 85 | 8 | 816 | 3 | (D) |
| 7 | WABASH | 193 | 147 | 25 263 | 24 045 | 2 715 | 55 635 | 886 | 190 | 13 | 1 561 | 4 | 2 019 |
| 8 | REMAINDER OF COUNTY | 88 | 58 | 11 974 | 10 272 | 761 | 15 169 | 248 | 91 | 12 | 2 157 | 3 | (D) |
| 9 | WARREN COUNTY | 62 | 50 | 4 233 | 4 097 | 364 | 9 639 | 165 | 60 | 11 | 1 208 | 2 | (D) |
| 10 | WARRICK COUNTY | 239 | 149 | 20 037 | 18 631 | 1 690 | 34 113 | 633 | 246 | 18 | 2 963 | 8 | 880 |
| 11 | BOONVILLE | 95 | 73 | 11 735 | 11 367 | 1 016 | 20 435 | 364 | 100 | 7 | 948 | 3 | 717 |
| 12 | REMAINDER OF COUNTY | 144 | 76 | 8 302 | 7 264 | 674 | 13 678 | 269 | 146 | 11 | 2 015 | 5 | 163 |
| 13 | WASHINGTON COUNTY | 195 | 121 | 19 374 | 17 520 | 1 671 | 34 581 | 570 | 195 | 17 | 1 790 | 9 | 1 531 |
| 14 | SALEM | 115 | 83 | 15 082 | 14 234 | 1 383 | 28 552 | 456 | 113 | 13 | 1 621 | 5 | 903 |
| 15 | REMAINDER OF COUNTY | 80 | 38 | 4 292 | 3 286 | 288 | 6 029 | 114 | 82 | 4 | 169 | 4 | 628 |
| 16 | WAYNE COUNTY | 765 | 569 | 113 851 | 109 705 | 13 075 | 253 881 | 4 198 | 661 | 50 | 6 976 | 33 | 12 940 |
| 17 | CAMBRIDGE CITY | 64 | 50 | 7 627 | 7 075 | 808 | 14 944 | 244 | 66 | 3 | (D) | 2 | (D) |
| 18 | RICHMONO | 526 | 408 | 89 526 | 87 484 | 10 767 | 208 978 | 3 439 | 413 | 36 | 5 717 | 27 | (D) |
| 19 | REMAINDER OF COUNTY | 175 | 111 | 16 698 | 15 146 | 1 500 | 29 959 | 515 | 182 | 11 | (D) | 4 | (D) |
| 20 | WELLS COUNTY | 212 | 146 | 25 800 | 24 418 | 2 358 | 47 748 | 790 | 191 | 21 | 3 701 | 8 | 1 482 |
| 21 | BLUFFTON | 129 | 95 | 17 830 | 17 256 | 1 735 | 35 911 | 606 | 104 | 13 | 1 907 | 5 | 1 278 |
| 22 | REMAINDER OF COUNTY | 83 | 51 | 7 970 | 7 162 | 623 | 11 837 | 184 | 87 | 8 | 1 794 | 3 | 204 |
| 23 | WHITE COUNTY | 299 | 211 | 29 540 | 27 626 | 2 633 | 51 545 | 888 | 286 | 25 | 4 153 | 11 | 1 431 |
| 24 | MONTICELLO | 111 | 91 | 13 604 | 13 152 | 1 407 | 27 362 | 459 | 110 | 5 | 1 886 | 4 | 1 187 |
| 25 | REMAINDER OF COUNTY | 188 | 120 | 15 936 | 14 474 | 1 226 | 24 183 | 429 | 176 | 20 | 2 267 | 7 | 244 |
| 26 | WHITLEY COUNTY | 250 | 162 | 25 687 | 23 369 | 2 422 | 48 102 | 812 | 251 | 25 | 2 394 | 8 | 1 186 |
| 27 | COLUMBIA CITY | 103 | 89 | 14 595 | 14 371 | 1 548 | 29 731 | 517 | 105 | 6 | 891 | 3 | 1 021 |
| 28 | REMAINDER OF COUNTY | 147 | 73 | 11 092 | 8 998 | 874 | 18 371 | 295 | 146 | 19 | 1 503 | 5 | 165 |

Standard Notes: - Represents zero. (D) Withheld to avoid disclosure. (NA) Not available. (X) Not applicable. †Revised.
 *Nonstore retailers, part of SIC major group 53, are shown separately in this table.

Inhabitants or More: 1963—Continued

| Kind-of-business group — continued | | | | | | | | | | | | | | | | | | Line number |
|--------------------------------------|--------------------|-----------------------------------|--------------------|--------------------------------------|--------------------|--------------------------------------|--------------------|---|--------------------|--------------------------------------|--------------------|-----------------------------------|--------------------|--------------------------------------|--------------------|--------------------------------------|--------------------|-------------|
| Food stores | | Automotive dealers | | Gasoline service stations | | Apparel, accessory stores | | Furniture, home furnishings, equipment stores | | Eating, drinking places | | Drug stores, proprietary stores | | Other retail stores | | Nonstore retailers * | | |
| Estab- lish- ments (number) | Sales (\$1,000) | Estab- lish- ments (No.) | Sales (\$1,000) | Estab- lish- ments (number) | Sales (\$1,000) | Estab- lish- ments (number) | Sales (\$1,000) | Estab- lish- ments (number) | Sales (\$1,000) | Estab- lish- ments (number) | Sales (\$1,000) | Estab- lish- ments (No.) | Sales (\$1,000) | Estab- lish- ments (number) | Sales (\$1,000) | Estab- lish- ments (number) | Sales (\$1,000) | |
| 205 | 33 283 | 76 | 29 914 | 148 | 12 464 | 45 | 6 197 | 53 | 7 016 | 272 | 12 025 | 31 | 6 798 | 169 | 10 517 | 42 | 39 385 | 1 |
| 143 | 29 633 | 61 | 28 676 | 108 | 9 141 | 44 | (D) | 52 | (D) | 213 | 9 682 | 28 | 6 157 | 140 | 9 070 | 35 | 38 889 | 2 |
| 12 | 396 | 3 | 494 | 12 | 1 025 | - | - | - | - | 13 | 340 | 1 | (D) | 7 | 449 | 2 | (D) | 3 |
| 50 | 3 254 | 12 | 744 | 28 | 2 298 | 1 | (D) | 1 | (D) | 46 | 2 003 | 2 | (D) | 22 | 998 | 5 | (D) | 4 |
| 48 | 10 297 | 29 | 7 726 | 45 | 4 054 | 20 | 2 270 | 25 | 1 584 | 57 | 2 664 | 14 | 1 287 | 65 | 8 304 | 14 | 364 | 5 |
| 6 | 1 003 | 11 | 2 531 | 12 | 664 | 4 | (D) | 10 | (D) | 10 | 533 | 2 | (D) | 13 | 1 503 | - | (D) | 6 |
| 22 | 4 828 | 15 | 4 714 | 19 | 1 725 | 14 | 1 665 | 13 | 1 138 | 36 | 1 900 | 6 | (D) | 37 | 4 561 | 14 | (D) | 7 |
| 20 | 4 466 | 3 | 481 | 14 | 1 665 | 2 | (D) | 2 | (D) | 11 | 231 | 6 | 145 | 15 | 2 240 | - | (D) | 8 |
| 10 | 711 | 2 | (D) | 8 | 345 | 1 | (D) | 3 | 134 | 15 | 475 | 1 | (D) | 9 | 1 013 | - | - | 9 |
| 54 | 4 793 | 15 | 4 712 | 34 | 1 991 | 5 | 425 | 13 | 771 | 47 | 1 189 | 4 | 517 | 31 | 1 762 | 10 | 34 | 10 |
| 23 | 3 053 | 8 | 2 788 | 10 | 829 | 4 | (D) | 6 | 718 | 16 | 537 | 2 | (D) | 14 | 1 411 | 2 | (D) | 11 |
| 31 | 1 740 | 7 | 1 924 | 24 | 1 162 | 1 | (D) | 7 | 53 | 31 | 652 | 2 | (D) | 17 | 351 | 8 | (D) | 12 |
| 47 | 3 822 | 12 | 5 592 | 31 | 1 546 | 10 | 599 | 8 | 610 | 24 | 954 | 1 | (D) | 26 | 2 621 | 10 | (D) | 13 |
| 25 | 2 855 | 12 | 5 592 | 15 | 915 | 8 | (D) | 4 | 390 | 15 | 573 | 1 | (D) | 11 | 1 538 | 6 | 24 | 14 |
| 22 | 967 | - | - | 16 | 631 | 2 | (D) | 4 | 220 | 9 | 381 | - | (D) | 15 | 1 083 | 4 | (D) | 15 |
| 105 | 22 391 | 57 | 24 329 | 98 | 10 322 | 49 | 6 267 | 43 | 4 452 | 144 | 9 492 | 25 | 3 649 | 121 | 10 967 | 40 | 2 066 | 16 |
| 11 | 2 474 | 7 | 2 226 | 11 | 924 | 4 | (D) | 2 | (D) | 11 | 428 | 1 | (D) | 10 | 414 | 2 | (D) | 17 |
| 63 | 16 693 | 40 | 18 546 | 57 | 7 244 | 43 | 5 842 | 31 | 3 823 | 95 | 7 119 | 17 | 3 018 | 194 | (D) | 23 | 1 080 | 18 |
| 31 | 3 224 | 10 | 3 557 | 30 | 2 154 | 2 | (D) | 10 | (D) | 38 | 1 945 | 7 | (D) | 17 | (D) | 15 | (D) | 19 |
| 30 | 5 866 | 14 | 5 299 | 25 | 1 984 | 17 | 1 004 | 17 | 1 381 | 22 | 1 484 | 3 | 337 | 37 | 2 433 | 18 | 829 | 20 |
| 12 | 3 149 | 9 | 4 288 | 9 | 1 180 | 17 | 1 004 | 11 | 908 | 14 | 1 214 | 2 | (D) | 25 | 1 834 | 12 | (D) | 21 |
| 18 | 2 717 | 5 | 1 011 | 16 | 804 | - | - | 6 | 473 | 8 | 270 | 1 | (D) | 12 | 599 | 6 | (D) | 22 |
| 34 | 6 714 | 20 | 5 275 | 42 | 3 099 | 14 | 802 | 16 | 814 | 57 | 2 109 | 8 | 822 | 53 | 4 199 | 19 | 122 | 23 |
| 9 | 4 173 | 7 | 1 570 | 18 | 1 081 | 9 | 696 | 10 | 731 | 21 | 875 | 3 | 424 | 20 | 945 | 5 | 36 | 24 |
| 25 | 2 541 | 13 | 3 705 | 24 | 2 018 | 5 | 106 | 6 | 83 | 36 | 1 234 | 5 | 398 | 33 | 3 254 | 14 | 86 | 25 |
| 30 | 5 984 | 22 | 5 664 | 40 | 3 023 | 13 | 1 113 | 16 | 695 | 37 | 1 494 | 7 | 723 | 36 | 2 983 | 16 | 428 | 26 |
| 8 | 3 685 | 12 | 3 735 | 14 | 1 376 | 8 | 950 | 5 | 364 | 21 | 959 | 5 | (D) | 17 | 696 | 4 | (D) | 27 |
| 22 | 2 299 | 10 | 1 929 | 26 | 1 647 | 5 | 163 | 11 | 331 | 16 | 535 | 2 | (D) | 19 | 2 287 | 12 | (D) | 28 |

TABLE 4. Standard Metropolitan Statistical Areas: 1963

| SIC code | Standard metropolitan statistical area and kind of business | Establishments | | Sales | | Payroll, entire year (\$1,000) | Payroll, workweek ended nearest Nov. 15 (dollars) | Paid employees, workweek ended nearest Nov. 15 (number) | Active proprietors of unincorporated businesses (number) |
|-----------|--|---|-----------------------|-------------------------------------|---------------------------------------|--------------------------------|---|---|--|
| | | Total (number) | With payroll (number) | Total, all establishments (\$1,000) | Establishments with payroll (\$1,000) | | | | |
| | CHICAGO, ILL. -NORTHWESTERN INDIANA SCA ¹ | Consists of Chicago, Ill., SMSA and Gary-Hammond-East Chicago, Ind., SMSA | | | | | | | |
| | RETAIL TRADE, TOTAL | 54 189 | 37 055 | 10 655 401 | 10 251 841 | 1 325 041 | 26 849 426 | 378 435 | 48 041 |
| | LUMBER, BUILDING MATERIALS, HARDWARE, FARM EQUIPMENT DEALERS | | | | | | | | |
| 52 | TOTAL | 2 424 | 1 720 | 354 015 | 335 445 | 50 449 | 948 002 | 9 545 | 1 997 |
| 521 | (LUMBER YARDS | 330 | 322 | 152 461 | 152 233 | 23 303 | 427 620 | 3 710 | 105 |
| | (BUILDING MATERIALS DEALERS | 232 | 158 | 36 151 | 34 191 | 5 369 | 105 397 | 948 | 166 |
| 522 | (HEATING, PLUMBING EQUIPMENT DEALERS | 162 | 98 | (D) | (D) | (D) | (D) | (D) | (D) |
| 523 | (PAINT, GLASS, WALLPAPER STORES | 501 | 345 | 34 186 | 29 638 | 4 803 | 91 836 | 1 001 | 393 |
| 524 | (ELECTRICAL SUPPLY STORES | 29 | 11 | (D) | (D) | (D) | (D) | (D) | (D) |
| 5251 | (HARDWARE STORES | 1 067 | 709 | 91 293 | 81 837 | 12 047 | 224 461 | 2 947 | 1 074 |
| 5252 | (FARM EQUIPMENT DEALERS | 103 | 77 | 24 080 | 23 600 | 2 379 | 47 038 | 453 | 103 |
| | GENERAL MERCHANDISE GROUP STORES* | | | | | | | | |
| 53 PART* | TOTAL | 1 460 | 1 146 | 1 434 454 | 1 428 746 | 209 877 | 4 402 913 | 72 624 | 864 |
| 531 | (DEPARTMENT STORES | 167 | 167 | 1 138 857 | 1 138 857 | 165 348 | 3 514 531 | 55 943 | 4 |
| 533 | (LIMITED PRICE VARIETY STORES | 641 | 527 | 138 530 | 135 902 | 23 764 | 446 274 | 10 491 | 353 |
| 539 | (GENERAL MERCHANDISE STORES | 462 | 320 | 145 277 | 142 909 | 18 970 | 408 149 | 5 646 | 331 |
| | (DRY GOODS STORES | 109 | 89 | (D) | (D) | (D) | (D) | (D) | (D) |
| | (SEWING, NEEDLEWORK STORES | 81 | 43 | (D) | (D) | (D) | (D) | (D) | (D) |
| | FOOD STORES | | | | | | | | |
| 54 | TOTAL | 9 474 | 5 720 | 2 342 261 | 2 227 867 | 198 264 | 3 927 353 | 53 855 | 8 698 |
| 541 | (GROCERY STORES, INCLUDING DELICATESSENS | 6 339 | 3 565 | 2 129 980 | 2 039 848 | 166 741 | 3 294 496 | 43 627 | 5 811 |
| 542 | (MEAT MARKETS | 725 | 517 | 72 806 | 63 832 | 6 488 | 128 337 | 1 438 | 794 |
| | (FISH (SEAFOOD) MARKETS | 114 | 76 | 7 227 | 6 469 | 669 | 13 737 | 243 | 120 |
| 543 | (FRUIT STORES, VEGETABLE MARKETS | 193 | 87 | 10 546 | 8 152 | 611 | 12 529 | 244 | 234 |
| 544 | (CANDY, NUT, CONFECTIONERY STORES | 712 | 412 | 28 453 | 22 821 | 3 204 | 59 310 | 1 413 | 443 |
| 545 | (DAIRY PRODUCTS STORES | 136 | 74 | 8 095 | 6 539 | 676 | 13 841 | 305 | 126 |
| 546 | (RETAIL BAKERIES | 973 | 893 | 74 869 | 73 147 | 18 652 | 381 900 | 6 239 | 868 |
| 5462 | (RETAIL BAKERIES, MANUFACTURING | 704 | 674 | 51 275 | 50 815 | 15 169 | 312 269 | 4 953 | 737 |
| 5463 | (RETAIL BAKERIES, NONMANUFACTURING | 269 | 219 | 23 594 | 22 332 | 3 483 | 69 631 | 1 286 | 131 |
| 549 | (EGG AND POULTRY DEALERS | 129 | 51 | (D) | (D) | (D) | (D) | (D) | (D) |
| | (OTHER | 153 | 45 | (D) | (D) | (D) | (D) | (D) | (D) |
| | AUTOMOTIVE DEALERS | | | | | | | | |
| 55 EX-554 | TOTAL | 1 868 | 1 452 | 1 716 251 | 1 702 251 | 149 121 | 2 858 682 | 22 995 | 1 177 |
| 551 | (PASSENGER CAR DEALERS, FRANCHISED | 697 | 693 | 1 548 413 | 1 548 339 | 129 736 | 2 486 227 | 19 302 | 229 |
| | (DOMESTIC CAR DEALERS | 592 | 590 | 1 373 667 | 1 373 641 | 112 894 | 2 166 439 | 16 815 | 188 |
| | (IMPORTED CAR DEALERS | 55 | 55 | (D) | (D) | (D) | (D) | (D) | (D) |
| | (DOMESTIC AND IMPORTED CAR DEALERS | 50 | 48 | (D) | (D) | (D) | (D) | (D) | (D) |
| 552 | (PASSENGER CAR DEALERS, NONFRANCHISED | 527 | 285 | 74 262 | 64 208 | 5 064 | 106 212 | 1 045 | 466 |
| 553 | (TIRE, BATTERY, ACCESSORY DEALERS | 395 | 319 | 65 063 | 63 523 | 11 554 | 217 588 | 2 094 | 292 |
| | (HOME AND AUTO SUPPLY STORES | 20 | 20 | (D) | (D) | (D) | (D) | (D) | (D) |
| 559 | (MISCELLANEOUS AIRCRAFT, MARINE, AUTOMOTIVE DEALERS | 229 | 135 | (D) | (D) | (D) | (D) | (D) | (D) |
| | (AIRCRAFT, BOAT, MOTORCYCLE DEALERS | 135 | 79 | 14 895 | 12 999 | 1 725 | 29 120 | 327 | 105 |
| | (HOUSEHOLD TRAILER DEALERS | 59 | 49 | 10 636 | 10 460 | 748 | 13 653 | 141 | 28 |
| | (OTHER AUTOMOTIVE DEALERS | 35 | 7 | (D) | (D) | (D) | (D) | (D) | (D) |
| | GASOLINE SERVICE STATIONS | | | | | | | | |
| 55PT(554) | TOTAL | 4 983 | 4 221 | 605 508 | 574 594 | 56 371 | 1 172 437 | 16 328 | 5 478 |
| | APPAREL, ACCESSORY STORES | | | | | | | | |
| 56 | TOTAL | 4 740 | 3 812 | 696 309 | 677 867 | 105 127 | 2 145 360 | 30 838 | 3 529 |
| 561,567 | (MEN'S, BOYS' APPAREL STORES, CUSTOM TAILORS | 1 006 | 784 | 136 572 | 132 546 | 21 501 | 462 821 | 5 544 | 791 |
| 561 | (MEN'S, BOYS' CLOTHING AND FURNISHINGS STORES | 793 | 683 | 124 786 | 121 938 | 18 752 | 389 016 | 4 921 | 591 |
| 567 | (CUSTOM TAILORS | 213 | 101 | 11 786 | 10 608 | 2 749 | 73 805 | 623 | 200 |
| 562-3,568 | (WOMEN'S CLOTHING, SPECIALTY STORES | 1 944 | 1 598 | 285 632 | 280 018 | 42 944 | 885 211 | 13 771 | 1 489 |
| 562 | (WOMEN'S READY-TO-WEAR STORES | 1 010 | 872 | 197 611 | 195 393 | 30 532 | 635 226 | 9 896 | 763 |
| 563,568 | (WOMEN'S ACCESSORY, SPECIALTY STORES, FURRIERS | 934 | 726 | 88 021 | 84 625 | 12 412 | 249 985 | 3 875 | 726 |
| 563 | (MILLINERY STORES | 186 | 126 | 5 444 | 5 028 | 845 | 19 732 | 361 | 135 |
| | (CORSET, LINGERIE STORES | 111 | 83 | (D) | (D) | (D) | (D) | (D) | (D) |
| | (HOSIERY STORES | 73 | 65 | (D) | (D) | (D) | (D) | (D) | (D) |
| | (APPAREL, ACCESSORY, OTHER SPECIALTY STORES | 339 | 297 | 47 988 | 47 218 | 6 405 | 124 088 | 2 323 | 276 |
| 568 | (FURRIERS, FUR SHOPS | 225 | 155 | 24 002 | 22 286 | 3 717 | 77 005 | 749 | 194 |
| 565 | (FAMILY CLOTHING STORES | 485 | 317 | 133 442 | 129 748 | 21 334 | 432 278 | 6 288 | 406 |
| 566 | (SHOE STORES | 1 034 | 918 | 121 495 | 118 467 | 17 285 | 322 426 | 4 420 | 574 |
| | (MEN'S SHOE STORES | 131 | 127 | (D) | (D) | (D) | (D) | (D) | (D) |
| | (WOMEN'S SHOE STORES | 161 | 161 | 36 499 | 36 499 | 5 490 | 101 998 | 1 407 | 42 |
| | (CHILDREN'S, JUVENILES' SHOE STORES | 39 | 33 | (D) | (D) | (D) | (D) | (D) | (D) |
| | (FAMILY SHOE STORES | 703 | 597 | 70 212 | 67 344 | 9 692 | 182 502 | 2 520 | 489 |
| 564 | (CHILDREN'S, INFANTS' WEAR STORES | 232 | 188 | 17 219 | 16 131 | 1 930 | 39 874 | 783 | 228 |
| 569 | (MISCELLANEOUS APPAREL, ACCESSORY STORES | 39 | 7 | 1 949 | 957 | 133 | 2 750 | 32 | 41 |

Standard Notes: - Represents zero. (D) Withheld to avoid disclosure. (NA) Not available. (X) Not applicable.
 *Nonstore retailers, part of SIC major group 53, are shown separately in this table.
¹Chicago, Ill.-Northwestern Indiana Standard Consolidated Area.

TABLE 4. Standard Metropolitan Statistical Areas: 1963-Continued

| SIC code | Standard metropolitan statistical area and kind of business | Establishments | | Sales | | Payroll, entire year (\$1,000) | Payroll, workweek ended nearest Nov. 15 (dollars) | Paid employees, workweek ended nearest Nov. 15 (number) | Active proprietors of unincorporated businesses (number) |
|--|---|----------------|-----------------------|-------------------------------------|---------------------------------------|--------------------------------|---|---|--|
| | | Total (number) | With payroll (number) | Total, all establishments (\$1,000) | Establishments with payroll (\$1,000) | | | | |
| CHICAGO, ILL.-NORTHWESTERN INDIANA SCA-Continued | | | | | | | | | |
| FURNITURE, HOME FURNISHINGS, EQUIPMENT STORES | | | | | | | | | |
| 57 | TOTAL | 2 718 | 1 958 | 413 429 | 396 515 | 56 598 | 1 115 273 | 11 443 | 2 066 |
| 571 | FURNITURE, HOME FURNISHINGS STORES | 1 716 | 1 204 | 244 280 | 233 288 | 35 608 | 698 630 | 6 940 | 1 288 |
| 5712 | FURNITURE STORES | 1 017 | 735 | 178 928 | 172 004 | 24 534 | 470 699 | 4 619 | 699 |
| 5713 | FLOOR COVERING STORES | 250 | 200 | 39 307 | 37 641 | 6 387 | 132 568 | 1 053 | 184 |
| 5714 | DRAPERY, CURTAIN, UPHOLSTERY STORES | 278 | 172 | 17 383 | 16 043 | 3 060 | 62 864 | 844 | 254 |
| 5715 | CHINA, GLASSWARE, METALWARE STORES | 50 | 24 | (0) | (0) | (0) | (0) | (0) | (0) |
| 5719 | MISCELLANEOUS HOME FURNISHINGS STORES | 121 | 73 | (0) | (0) | (0) | (0) | (0) | (0) |
| 572 | HOUSEHOLD APPLIANCE STORES | 350 | 258 | 95 384 | 93 422 | 10 789 | 216 972 | 2 266 | 240 |
| 5732 | RADIO, TELEVISION STORES | 302 | 270 | 41 642 | 40 798 | 5 314 | 99 038 | 1 073 | 258 |
| 5733 | MUSIC STORES | 350 | 226 | 32 123 | 29 007 | 4 887 | 100 633 | 1 164 | 280 |
| | RECORD SHOPS | 144 | 88 | 6 897 | 6 067 | 846 | 16 132 | 222 | 126 |
| | MUSICAL INSTRUMENT STORES | 206 | 138 | 25 226 | 22 940 | 4 041 | 84 501 | 942 | 154 |
| EATING, DRINKING PLACES | | | | | | | | | |
| 58 | TOTAL | 13 605 | 9 503 | 917 099 | 832 035 | 195 715 | 4 054 090 | 77 489 | 13 061 |
| 5812 | EATING PLACES | 7 731 | 6 363 | 673 308 | 654 116 | 168 262 | 3 480 659 | 67 887 | 7 029 |
| | RESTAURANTS, LUNCHROOMS | 5 410 | 4 504 | 507 725 | 495 041 | 128 456 | 2 656 936 | 51 559 | 5 104 |
| | CAFETERIAS | 283 | 281 | 39 613 | 39 591 | 11 919 | 245 738 | 4 042 | 83 |
| | REFRESHMENT PLACES | 1 585 | 1 235 | 84 292 | 79 762 | 15 717 | 321 716 | 7 462 | 1 534 |
| 5813 | CATERERS | 453 | 343 | 41 678 | 39 722 | 12 170 | 256 269 | 4 824 | 308 |
| | DRINKING PLACES (ALCOHOLIC BEVERAGES) | 5 874 | 3 140 | 243 791 | 177 919 | 27 453 | 573 431 | 9 602 | 6 032 |
| DRUG STORES, PROPRIETARY STORES | | | | | | | | | |
| 59PT (591) | TOTAL | 2 083 | 1 959 | 422 343 | 418 013 | 57 881 | 1 100 463 | 15 981 | 1 359 |
| 591 | DRUG STORES | 1 996 | 1 896 | 413 446 | 410 176 | 56 683 | 1 077 523 | 15 624 | 1 286 |
| | PROPRIETARY STORES | 87 | 63 | 8 897 | 7 837 | 1 198 | 22 940 | 357 | 73 |
| OTHER RETAIL STORES | | | | | | | | | |
| 59 EX. 591 | TOTAL | 7 921 | 4 851 | 755 424 | 693 548 | 85 997 | 1 684 459 | 21 225 | 7 189 |
| 592 | LIQUOR STORES | 1 594 | 1 206 | 260 067 | 264 871 | 19 147 | 375 787 | 5 111 | 1 433 |
| 593 | ANTIQUARIAN, SECONOHANO STORES | 635 | 303 | 26 353 | 22 655 | 3 996 | 76 866 | 1 037 | 568 |
| 5932 | ANTIQUARIAN STORES | 133 | 27 | 3 729 | (0) | (0) | (0) | (0) | (0) |
| 5933 | SECONOHANO STORES | 502 | 276 | 22 624 | (0) | (0) | (0) | (0) | (0) |
| 594 | BOOK, STATIONERY STORES | 398 | 282 | 35 573 | 33 427 | 5 203 | 104 655 | 1 572 | 355 |
| 5942 | BOOK STORES | 142 | 100 | 17 684 | (0) | (0) | (0) | (0) | (0) |
| 5943 | STATIONERY STORES | 256 | 182 | 17 889 | (0) | (0) | (0) | (0) | (0) |
| 595 | SPORTING GOODS STORES, BICYCLE SHOPS | 405 | 237 | 31 152 | 27 106 | 3 631 | 75 600 | 935 | 362 |
| 5952 | SPORTING GOODS STORES | 312 | 204 | 27 639 | (0) | (0) | (0) | (0) | (0) |
| 5953 | BICYCLE SHOPS | 93 | 33 | 3 513 | (0) | (0) | (0) | (0) | (0) |
| 5962 | HAY, GRAIN, FEED STORES | 76 | 56 | 17 597 | 17 261 | 1 133 | 22 172 | 242 | 64 |
| 5969 | OTHER FARM SUPPLY STORES | 52 | 40 | 8 130 | 7 874 | 929 | 17 758 | 189 | 35 |
| 597 | GARDEN SUPPLY STORES | 142 | 112 | 12 252 | 11 564 | 1 704 | 32 655 | 382 | 118 |
| 597 | JEWELRY STORES | 626 | 428 | 57 748 | 54 014 | 8 854 | 171 706 | 1 990 | 530 |
| 598 | FUEL, ICE DEALERS | 610 | 390 | 110 111 | 104 571 | 15 515 | 295 440 | 2 780 | 512 |
| 5982 | COAL AND WOOD DEALERS | 186 | 136 | 39 772 | 38 926 | 6 567 | 122 482 | 1 316 | 142 |
| | ICE DEALERS | 35 | 7 | 1 173 | 877 | 130 | 2 515 | 25 | 35 |
| 5983 | FUEL OIL DEALERS | 337 | 211 | 62 533 | 58 465 | 7 430 | 144 830 | 1 198 | 303 |
| 5984 | BOTTLED GAS DEALERS | 52 | 36 | 6 633 | 6 303 | 1 388 | 25 613 | 241 | 32 |
| 5992 | FLORISTS | 670 | 426 | 34 651 | 30 457 | 6 032 | 112 808 | 1 558 | 688 |
| 5993 | CIGAR STORES, STANOS | 285 | 165 | 16 337 | 13 415 | 1 540 | 29 607 | 514 | 215 |
| 5994 | NEWS DEALERS, NEWSSTANOS | 411 | 151 | 23 055 | 18 885 | 2 801 | 59 740 | 1 114 | 413 |
| 5996 | CAMERA, PHOTOGRAPHIC SUPPLY STORES | 134 | 108 | 18 388 | 17 526 | 1 968 | 37 035 | 410 | 114 |
| 5997 | GIFT, NOVELTY, SOUVENIR SHOPS | 492 | 176 | 15 907 | 11 555 | 1 707 | 35 552 | 648 | 487 |
| 5998 | OPTICAL GOODS STORES | 444 | 314 | 23 545 | 21 261 | 5 767 | 110 471 | 1 057 | 400 |
| 5999 | TYPEWRITER STORES | 33 | 23 | (0) | (0) | (0) | (0) | (0) | (0) |
| | LUGGAGE, LEATHER GOODS STORES | 48 | 30 | (0) | (0) | (0) | (0) | (0) | (0) |
| | HOBBY, TOY, GAME SHOPS | 188 | 100 | 11 963 | 10 205 | 1 378 | 29 442 | 433 | 175 |
| | RELIGIOUS GOODS STORES | 32 | 16 | (0) | (0) | (0) | (0) | (0) | (0) |
| | PET SHOPS | 134 | 54 | 4 264 | (0) | (0) | (0) | (0) | (0) |
| | OTHER | 512 | 234 | 22 096 | 18 452 | 3 378 | 69 643 | 858 | 484 |
| NONSTORE RETAILERS* | | | | | | | | | |
| 53 PART* | TOTAL | 2 913 | 713 | 998 308 | 964 960 | 159 641 | 3 440 394 | 46 112 | 2 623 |
| 532 | MAIL-ORDER HOUSES | 204 | 134 | 734 215 | 733 375 | 114 593 | 2 555 660 | 35 886 | 114 |
| 534 | MERCHANDISE VENDING MACHINE OPERATORS | 409 | 197 | 84 008 | 80 038 | 11 967 | 234 122 | 2 977 | 319 |
| 535 | DIRECT SELLING (HOUSE-TO-HOUSE) ORGANIZATIONS | 2 300 | 382 | 180 085 | 151 547 | 33 081 | 650 612 | 7 249 | 2 190 |

Standard Notes: - Represents zero. (D) Withheld to avoid disclosure. (NA) Not available. (X) Not applicable.
 *Nonstore retailers, part of SIC major group 53, are shown separately in this table.

TABLE 4. Standard Metropolitan Statistical Areas: 1963-Continued

| SIC code | Standard metropolitan statistical area and kind of business | Establishments | | Sales | | Payroll, entire year (\$1,000) | Payroll, workweek ended nearest Nov. 15 (dollars) | Paid employees, workweek ended nearest Nov. 15 (number) | Active proprietors of unincorporated businesses (number) |
|------------|--|--|-----------------------|-------------------------------------|---------------------------------------|--------------------------------|---|---|--|
| | | Total (number) | With payroll (number) | Total, all establishments (\$1,000) | Establishments with payroll (\$1,000) | | | | |
| | CINCINNATI, OHIO-KY.-IND., SMSA | Data for this Standard Metropolitan Statistical Area will be presented in Volume II, Part 3, Chapter 37. | | | | | | | |
| | EVANSVILLE, IND.-KY., SMSA | Consists of Vanderburgh and Warrick Counties, Ind., and Henderson County, Ky. | | | | | | | |
| | RETAIL TRADE, TOTAL | 2 144 | 1 512 | 290 783 | 278 685 | 33 163 | 670 540 | 11 578 | 2 022 |
| | LUMBER, BUILDING MATERIALS, HARDWARE, FARM EQUIPMENT DEALERS | | | | | | | | |
| | TOTAL | 119 | 103 | 18 593 | 18 371 | 2 496 | 45 916 | 587 | 96 |
| S2 | LUMBER YARDS | 24 | 24 | 5 250 | 5 250 | 741 | 14 536 | 197 | 12 |
| S21 | BUILDING MATERIALS DEALERS | 16 | 16 | 3 004 | 3 004 | 489 | 9 437 | 93 | 12 |
| S22 | HEATING, PLUMBING EQUIPMENT DEALERS | 11 | 9 | 1 017 | 1 009 | 204 | 4 459 | 45 | 10 |
| S23 | PAINT, GLASS, WALLPAPER STORES | 14 | 14 | 931 | 931 | 174 | 3 382 | 42 | 6 |
| S24 | ELECTRICAL SUPPLY STORES | 1 | 1 | (D) | (D) | (D) | (D) | (D) | (D) |
| S251 | HARDWARE STORES | 38 | 24 | 3 336 | 3 122 | 451 | 6 258 | 110 | 41 |
| S252 | FARM EQUIPMENT DEALERS | 15 | 15 | (D) | (D) | (D) | (D) | (D) | (D) |
| | GENERAL MERCHANDISE GROUP STORES* | | | | | | | | |
| | TOTAL | 68 | 54 | 39 141 | 39 001 | 5 071 | 117 694 | 2 092 | 59 |
| S3 PART* | DEPARTMENT STORES | 7 | 7 | 29 251 | 29 251 | 3 670 | 91 203 | 1 522 | - |
| S33 | LIMITED PRICE VARIETY STORES | 20 | 20 | 5 886 | 5 886 | 963 | 18 152 | 404 | 12 |
| S39 | GENERAL MERCHANDISE STORES | 26 | 20 | 3 652 | 3 594 | 412 | 7 856 | 146 | 25 |
| | DRY GOODS STORES | 14 | 6 | (D) | (D) | (D) | (D) | (D) | (D) |
| | SEWING, NEEDLEWORK STORES | 1 | 1 | (D) | (D) | (D) | (D) | (D) | (D) |
| | FOOD STORES | | | | | | | | |
| | TOTAL | 364 | 214 | 64 921 | 61 333 | 4 711 | 96 512 | 1 586 | 365 |
| S41 | GROCERY STORES, INCLUDING DELICATESSENS | 298 | 180 | 61 858 | 58 694 | 4 178 | 86 448 | 1 412 | 306 |
| S42 | MEAT MARKETS | 4 | 4 | (D) | (D) | (D) | (D) | (D) | (D) |
| | FISH (SEAFOOD) MARKETS | 2 | - | 24 | - | - | - | - | 2 |
| S43 | FRUIT STORES, VEGETABLE MARKETS | 6 | 2 | (D) | (D) | (D) | (D) | (D) | (D) |
| S44 | CANDY, NUT, CONFECTIONERY STORES | 22 | 12 | 546 | 448 | 104 | 1 955 | 42 | 17 |
| S45 | DAIRY PRODUCTS STORES | 4 | 2 | 40 | (D) | (D) | (D) | (D) | (D) |
| S46 | RETAIL BAKERIES | 19 | 11 | 1 021 | 879 | 262 | 4 998 | 86 | 19 |
| S462 | RETAIL BAKERIES, MANUFACTURING | 9 | 9 | 806 | (D) | (D) | (D) | (D) | (D) |
| S463 | RETAIL BAKERIES, NONMANUFACTURING | 10 | 2 | 215 | (D) | (D) | (D) | (D) | (D) |
| S49 | EGG AND POULTRY DEALERS | 3 | 1 | 61 | (D) | (D) | (D) | (D) | (D) |
| | OTHER | 6 | 2 | 384 | (D) | (D) | (D) | (D) | (D) |
| | AUTOMOTIVE DEALERS | | | | | | | | |
| | TOTAL | 143 | 91 | 51 325 | 49 727 | 4 654 | 88 321 | 1 009 | 128 |
| S51 | PASSENGER CAR DEALERS, FRANCHISED | 25 | 25 | 39 492 | 39 492 | 3 512 | 67 261 | 750 | 11 |
| | DOMESTIC CAR DEALERS | 21 | 21 | 35 611 | 35 611 | 3 220 | 60 052 | 645 | 11 |
| | IMPORTED CAR DEALERS | 2 | 2 | (D) | (D) | (D) | (D) | (D) | (D) |
| | DOMESTIC AND IMPORTED CAR DEALERS | 2 | 2 | (D) | (D) | (D) | (D) | (D) | (D) |
| S52 | PASSENGER CAR DEALERS, NONFRANCHISED | 63 | 21 | 4 892 | 3 760 | 224 | 4 139 | 56 | 68 |
| S53 | TIRE, BATTERY, ACCESSORY DEALERS | 27 | 25 | 3 647 | 3 495 | 609 | 11 458 | 129 | 18 |
| | HOME AND AUTO SUPPLY STORES | 7 | 7 | 1 829 | 1 829 | 229 | 4 169 | 52 | 7 |
| S59 | MISCELLANEOUS AIRCRAFT, MARINE, AUTOMOTIVE DEALERS | 21 | 13 | 1 465 | 1 151 | 80 | 1 294 | 22 | 24 |
| | AIRCRAFT, BOAT, MOTORCYCLE DEALERS | 12 | 8 | 618 | 424 | 42 | 829 | 15 | 13 |
| | HOUSEHOLD TRAILER DEALERS | 6 | 4 | 812 | (D) | (D) | (D) | (D) | (D) |
| | OTHER AUTOMOTIVE DEALERS | 3 | 1 | 35 | (D) | (D) | (D) | (D) | (D) |
| | GASOLINE SERVICE STATIONS | | | | | | | | |
| S54 | TOTAL | 322 | 246 | 24 992 | 22 832 | 2 121 | 43 589 | 793 | 310 |
| | APPAREL, ACCESSORY STORES | | | | | | | | |
| | TOTAL | 111 | 95 | 21 434 | 21 206 | 3 434 | 66 467 | 1 272 | 65 |
| S61, S67 | MEN'S, BOYS' APPAREL STORES, CUSTOM TAILORS | 19 | 13 | 3 807 | 3 687 | 670 | 12 155 | 215 | 15 |
| S61 | MEN'S, BOYS' CLOTHING AND FURNISHINGS STORES | 19 | 13 | 3 807 | 3 687 | 670 | 12 155 | 215 | 15 |
| S67 | CUSTOM TAILORS | - | - | - | - | - | - | - | - |
| S62-S, S68 | WOMEN'S CLOTHING, SPECIALTY STORES | 46 | 44 | 10 009 | 9 979 | 1 678 | 31 818 | 621 | 15 |
| S62 | WOMEN'S READY-TO-WEAR STORES | 30 | 28 | 8 931 | 8 901 | 1 514 | 28 637 | 560 | 10 |
| S63, S68 | WOMEN'S ACCESSORY, SPECIALTY STORES, FURRIERS | 16 | 16 | 1 078 | 1 078 | 164 | 3 181 | 61 | 5 |
| S63 | MILLINERY STORES | 11 | 11 | 448 | 448 | 79 | 1 510 | 31 | 3 |
| | CORSET, LINGERIE STORES | 2 | 2 | (D) | (D) | (D) | (D) | (D) | (D) |
| | HOSIERY STORES | - | - | - | - | - | - | - | - |
| | APPAREL, ACCESSORY, OTHER SPECIALTY STORES | 3 | 3 | (D) | (D) | (D) | (D) | (D) | (D) |
| S68 | FURRIERS, FUR SHOPS | - | - | - | - | - | - | - | - |
| S65 | FAMILY CLOTHING STORES | 14 | 10 | 2 682 | 2 640 | 402 | 7 705 | 179 | 16 |
| S66 | SHOE STORES | 26 | 22 | 3 581 | 3 545 | 480 | 9 723 | 157 | 14 |
| | MEN'S SHOE STORES | 3 | 3 | 205 | (D) | (D) | (D) | (D) | (D) |
| | WOMEN'S SHOE STORES | 3 | 3 | 625 | (D) | (D) | (D) | (D) | (D) |
| | CHILDREN'S, JUVENILES' SHOE STORES | - | - | - | - | - | - | - | - |
| | FAMILY SHOE STORES | 18 | 16 | 2 751 | 2 725 | 371 | 7 693 | 125 | 11 |
| S64 | CHILDREN'S, INFANTS' WEAR STORES | 5 | 5 | (D) | (D) | (D) | (D) | (D) | (D) |
| S69 | MISCELLANEOUS APPAREL, ACCESSORY STORES | 1 | 1 | (D) | (D) | (D) | (D) | (D) | (D) |

Standard Notes: - Represents zero. (D) Withheld to avoid disclosure. (NA) Not available. (X) Not applicable.
 *Nonstore retailers, part of SIC major group 53, are shown separately in this table.

TABLE 4. Standard Metropolitan Statistical Areas: 1963—Continued

| SIC code | Standard metropolitan statistical area and kind of business | Establishments | | Sales | | Payroll, entire year (\$1,000) | Payroll, workweek ended nearest Nov. 15 (dollars) | Paid employees, workweek ended nearest Nov. 15 (number) | Active proprietors of unincorporated businesses (number) |
|---|---|----------------|-----------------------|-------------------------------------|---------------------------------------|--------------------------------|---|---|--|
| | | Total (number) | With payroll (number) | Total, all establishments (\$1,000) | Establishments with payroll (\$1,000) | | | | |
| EVANSVILLE, IND.-KY., SMSA—Continued | | | | | | | | | |
| FURNITURE, HOME FURNISHINGS, EQUIPMENT STORES | | | | | | | | | |
| | TOTAL | 105 | 75 | 12 833 | 12 385 | 1 933 | 37 713 | 481 | 80 |
| 57 | FURNITURE, HOME FURNISHINGS STORES | 62 | 42 | 7 974 | 7 738 | 1 210 | 24 052 | 302 | 49 |
| 5712 | FURNITURE STORES | 36 | 24 | 6 472 | 6 290 | 992 | 20 371 | 244 | 28 |
| 5713 | FLOOR COVERING STORES | 8 | 8 | 749 | 749 | 159 | 2 460 | 28 | 4 |
| 5714 | DRAPERY, CURTAIN, UPHOLSTERY STORES | 14 | 8 | 683 | 651 | 54 | 1 133 | 28 | 13 |
| 5715 | CHINA, GLASSWARE, METALWARE STORES | 3 | 1 | (0) | (0) | (D) | (D) | (D) | (D) |
| 5719 | MISCELLANEOUS HOME FURNISHINGS STORES | 1 | 1 | (D) | (D) | (D) | (D) | (D) | (D) |
| 572 | HOUSEHOLD APPLIANCE STORES | 22 | 18 | 2 713 | 2 677 | 347 | 7 101 | 82 | 15 |
| 5732 | RADIO, TELEVISION STORES | 11 | 9 | 1 045 | 975 | 171 | 2 757 | 39 | 10 |
| 5733 | MUSIC STORES | 10 | 6 | 1 101 | 995 | 205 | 3 803 | 58 | 6 |
| | RECORD SHOPS | 1 | 1 | (D) | (D) | (D) | (D) | (D) | (D) |
| | MUSICAL INSTRUMENT STORES | 9 | 5 | (0) | (D) | (0) | (D) | (D) | (D) |
| EATING, DRINKING PLACES | | | | | | | | | |
| 58 | TOTAL | 437 | 375 | 21 733 | 20 877 | 4 131 | 85 279 | 2 243 | 476 |
| 5812 | EATING PLACES | 286 | 244 | 14 177 | 13 711 | 3 268 | 67 364 | 1 801 | 295 |
| | RESTAURANTS, LUNCHROOMS | 213 | 177 | 12 001 | 11 635 | 2 839 | 57 831 | 1 510 | 220 |
| | CAFETERIAS | 9 | 9 | 471 | 471 | 99 | 1 907 | 51 | 11 |
| | REFRESHMENT PLACES | 56 | 52 | 1 338 | 1 246 | 231 | 5 538 | 176 | 59 |
| | CATERERS | 8 | 6 | 367 | 359 | 99 | 2 088 | 64 | 5 |
| 5813 | DRINKING PLACES (ALCOHOLIC BEVERAGES) | 151 | 131 | 7 556 | 7 166 | 863 | 17 915 | 442 | 181 |
| DRUG STORES, PROPRIETARY STORES | | | | | | | | | |
| 59PT(591) | TOTAL | 63 | 59 | 12 149 | 12 097 | 1 778 | 33 226 | 670 | 46 |
| 591 | DRUG STORES | 56 | 54 | 11 819 | 11 795 | 1 746 | 32 477 | 655 | 40 |
| | PROPRIETARY STORES | 7 | 5 | 330 | 302 | 32 | 749 | 15 | 6 |
| OTHER RETAIL STORES | | | | | | | | | |
| 59 EX.591 | TOTAL | 305 | 175 | 17 864 | 15 766 | 2 063 | 38 726 | 636 | 301 |
| 592 | LIQUOR STORES | 64 | 36 | 3 181 | 2 273 | 154 | 2 953 | 80 | 72 |
| 593 | ANTIQUARIAN STORES, SECONDHAND STORES | 23 | 13 | 976 | 852 | 185 | 3 032 | 60 | 18 |
| 5932 | ANTIQUARIAN STORES | - | - | - | - | - | - | - | - |
| 5933 | SECONDHAND STORES | 23 | 13 | 976 | 852 | 185 | 3 032 | 60 | 18 |
| 594 | BOOK, STATIONERY STORES | 7 | 3 | 201 | 109 | 7 | 116 | 4 | 7 |
| 5942 | BOOK STORES | - | - | - | - | - | - | - | - |
| 5943 | STATIONERY STORES | 7 | 3 | 201 | 109 | 7 | 116 | 4 | 7 |
| 595 | SPORTING GOODS STORES, BICYCLE SHOPS | 27 | 15 | 1 835 | 1 623 | 252 | 4 668 | 71 | 23 |
| 5952 | SPORTING GOODS STORES | 22 | 12 | 1 642 | 1 442 | 238 | 4 433 | 66 | 17 |
| 5953 | BICYCLE SHOPS | 5 | 3 | 193 | 181 | 14 | 235 | 5 | 6 |
| 5962 | HAY, GRAIN, FEED STORES | 18 | 8 | 1 756 | 1 618 | 110 | 1 916 | 28 | 18 |
| 5969 | OTHER FARM SUPPLY STORES | 5 | 3 | 1 772 | (D) | (D) | (D) | (0) | (D) |
| | GARDEN SUPPLY STORES | 4 | 4 | 577 | 577 | 94 | 1 810 | 28 | 1 |
| 597 | JEWELRY STORES | 34 | 18 | 2 659 | 2 463 | 341 | 6 505 | 93 | 36 |
| 598 | FUEL, ICE DEALERS | 18 | 14 | 1 403 | 1 365 | 231 | 4 608 | 61 | 11 |
| 5982 | COAL AND WOOD DEALERS | 8 | 6 | 568 | 536 | 75 | 1 337 | 26 | 7 |
| | ICE DEALERS | - | - | 6 | 6 | 1 | 31 | 1 | - |
| 5983 | FUEL OIL DEALERS | 2 | 2 | (0) | (D) | (D) | (D) | (D) | (D) |
| 5984 | BOTTLED GAS DEALERS | 8 | 6 | (D) | (0) | (0) | (0) | (0) | (0) |
| 5992 | FLORISTS | 29 | 19 | 931 | 809 | 186 | 3 617 | 65 | 30 |
| 5993 | CIGAR STORES, STANOS | 2 | 2 | (0) | (D) | (D) | (D) | (D) | (D) |
| 5994 | NEWS DEALERS, NEWSSTANOS | 3 | 3 | 191 | 191 | 12 | 206 | 7 | 4 |
| 5996 | CAMERA, PHOTOGRAPHIC SUPPLY STORES | 2 | 2 | (D) | (D) | (0) | (D) | (D) | (D) |
| 5997 | GIFT, NOVELTY, SOUVENIR SHOPS | 13 | 5 | 177 | 101 | 13 | 197 | 6 | 16 |
| 5998 | OPTICAL GOODS STORES | 21 | 17 | 868 | 846 | 122 | 2 118 | 34 | 25 |
| 5999 | TYPEWRITER STORES | 2 | 2 | (D) | (0) | (D) | (D) | (D) | (D) |
| | LUGGAGE, LEATHER GOODS STORES | 3 | 1 | 292 | (0) | (D) | (D) | (D) | (D) |
| | HOBBY, TOY, GAME SHOPS | 2 | 2 | (D) | (D) | (D) | (D) | (D) | (D) |
| | RELIGIOUS GOODS STORES | 2 | 2 | (D) | (0) | (D) | (D) | (D) | (D) |
| | PET SHOPS | 2 | - | 17 | 9 | 1 | 45 | 1 | 2 |
| | OTHER | 24 | 6 | 309 | 179 | 37 | 742 | 12 | 23 |
| NONSTORE RETAILERS* | | | | | | | | | |
| 53 PART* | TOTAL | 107 | 25 | 5 798 | 5 090 | 771 | 17 097 | 209 | 96 |
| 532 | MAIL-ORDER HOUSES | 5 | 3 | 601 | (D) | (D) | (D) | (D) | (D) |
| 534 | MERCHANDISE VENDING MACHINE OPERATORS | 12 | 8 | 3 112 | (D) | (D) | (D) | (D) | (0) |
| 535 | DIRECT SELLING (HOUSE-TO-HOUSE) ORGANIZATIONS | 90 | 14 | 2 085 | 1 443 | 396 | 7 898 | 110 | 84 |

Standard Notes: - Represents zero. (D) Withheld to avoid disclosure. (NA) Not available. (X) Not applicable.
 *Nonstore retailers, part of SIC major group 53, are shown separately in this table.

TABLE 4. Standard Metropolitan Statistical Areas: 1963-Continued

| SIC code | Standard metropolitan statistical area and kind of business | Establishments | | Sales | | Payroll, entire year (\$1,000) | Payroll, workweek ended nearest Nov. 15 (dollars) | Paid employees, workweek ended nearest Nov. 15 (number) | Active proprietors of unincorporated businesses (number) |
|-----------|--|-------------------------------------|-----------------------|-------------------------------------|---------------------------------------|--------------------------------|---|---|--|
| | | Total (number) | With payroll (number) | Total, all establishments (\$1,000) | Establishments with payroll (\$1,000) | | | | |
| | FORT WAYNE SMSA | Coextensive with Allen County, Ind. | | | | | | | |
| | RETAIL TRADE, TOTAL | 1 802 | 1 388 | 2367 942 | 2360 698 | 244 761 | 2875 848 | 213 698 | 1 449 |
| | LUMBER, BUILDING MATERIALS, HARDWARE, FARM EQUIPMENT DEALERS | | | | | | | | |
| 52 | TOTAL | 120 | 94 | 19 044 | 18 530 | 2 526 | 49 952 | 500 | 85 |
| 521 | LUMBER YARDS | 24 | 24 | 9 915 | 9 915 | 1 368 | 27 436 | 240 | 8 |
| | BUILDING MATERIALS DEALERS | 13 | 13 | 2 415 | 2 415 | 356 | 6 152 | 54 | 5 |
| 522 | HEATING, PLUMBING EQUIPMENT DEALERS | 23 | 15 | 1 130 | 1 002 | 183 | 3 892 | 45 | 18 |
| 523 | PAINT, GLASS, WALLPAPER STORES | 9 | 7 | (D) | (D) | (D) | (D) | (D) | (D) |
| 524 | ELECTRICAL SUPPLY STORES | 1 | 1 | (D) | (D) | (D) | (D) | (D) | (D) |
| 5251 | HARDWARE STORES | 35 | 23 | 2 329 | 2 021 | 219 | 4 723 | 76 | 38 |
| 5252 | FARM EQUIPMENT DEALERS | 15 | 11 | 2 516 | 2 484 | 231 | 4 185 | 50 | 10 |
| | GENERAL MERCHANDISE GROUP STORES* | | | | | | | | |
| 53 PART* | TOTAL | 49 | 43 | 56 392 | 56 356 | 8 596 | 171 937 | 2 978 | 26 |
| 531 | DEPARTMENT STORES | 8 | 8 | 47 257 | 47 257 | 7 088 | 143 959 | 2 319 | - |
| 533 | LIMITED PRICE VARIETY STORES | 22 | 20 | 6 982 | 6 976 | 1 256 | 22 931 | 560 | 14 |
| 539 | GENERAL MERCHANDISE STORES | 10 | 8 | 849 | 829 | 119 | 2 404 | 42 | 6 |
| | DRY GOODS STORES | 5 | 3 | (D) | (D) | (D) | (D) | (D) | (D) |
| | SEWING, NEEDLEWORK STORES | 4 | 4 | (D) | (D) | (D) | (D) | (D) | (D) |
| | FOOD STORES | | | | | | | | |
| 54 | TOTAL | 195 | 159 | 276 681 | 275 575 | 25 828 | 2114 835 | 21 864 | 142 |
| 541 | GROCERY STORES, INCLUDING DELICATESSENS | 133 | 109 | 271 790 | 270 790 | 25 116 | 298 158 | 21 575 | 107 |
| 542 | MEAT MARKETS | 4 | 4 | 1 332 | 1 332 | 122 | 2 522 | 33 | 1 |
| | FISH (SEAFOOD) MARKETS | - | - | - | - | - | - | - | - |
| 543 | FRUIT STORES, VEGETABLE MARKETS | 6 | 2 | 219 | (D) | (D) | (D) | (D) | (D) |
| 544 | CANDY, NUT, CONFECTIONERY STORES | 8 | 6 | 258 | 230 | 31 | 642 | 14 | 4 |
| 545 | DAIRY PRODUCTS STORES | 10 | 10 | (D) | (D) | (D) | (D) | (D) | (D) |
| 546 | RETAIL BAKERIES | 25 | 25 | 1 732 | 1 732 | 259 | 6 401 | 124 | 12 |
| 5462 | RETAIL BAKERIES, MANUFACTURING | 10 | 10 | 1 049 | 1 049 | 164 | 4 522 | 82 | 8 |
| 5463 | RETAIL BAKERIES, NONMANUFACTURING | 15 | 15 | 683 | 683 | 95 | 1 879 | 42 | 4 |
| 549 | EGG AND POULTRY DEALERS | 1 | 1 | (D) | (D) | (D) | (D) | (D) | (D) |
| | OTHER | 8 | 2 | 572 | (D) | (D) | (D) | (D) | (D) |
| | AUTOMOTIVE DEALERS | | | | | | | | |
| 55 EX-554 | TOTAL | 131 | 73 | 75 508 | 74 068 | 6 515 | 119 689 | 1 207 | 106 |
| 551 | PASSENGER CAR DEALERS, FRANCHISED | 29 | 29 | 66 919 | 66 919 | 5 513 | 98 967 | 965 | 10 |
| | DOMESTIC CAR DEALERS | 25 | 25 | 62 882 | 62 882 | 5 029 | 90 233 | 889 | 8 |
| | IMPORTED CAR DEALERS | 3 | 3 | (D) | (D) | (D) | (D) | (D) | (D) |
| | DOMESTIC AND IMPORTED CAR DEALERS | 1 | 1 | (D) | (D) | (D) | (D) | (D) | (D) |
| 552 | PASSENGER CAR DEALERS, NONFRANCHISED | 52 | 14 | 2 955 | 1 825 | 156 | 2 949 | 40 | 61 |
| 553 | TIRE, BATTERY, ACCESSORY DEALERS | 24 | 16 | 3 363 | 3 317 | 605 | 13 046 | 142 | 17 |
| | HOME AND AUTO SUPPLY STORES | 4 | 4 | (D) | (D) | (D) | (D) | (D) | (D) |
| 559 | MISCELLANEOUS AIRCRAFT, MARINE, AUTOMOTIVE DEALERS | 22 | 10 | (D) | (D) | (D) | (D) | (D) | (D) |
| | AIRCRAFT, BOAT, MOTORCYCLE DEALERS | 10 | 4 | 652 | 420 | 71 | 1 550 | 17 | 9 |
| | HOUSEHOLD TRAILER DEALERS | 7 | 5 | 1 006 | 996 | 99 | 1 731 | 21 | 5 |
| | OTHER AUTOMOTIVE DEALERS | 5 | 1 | (D) | (D) | (D) | (D) | (D) | (D) |
| | GASOLINE SERVICE STATIONS | | | | | | | | |
| 55PT(554) | TOTAL | 261 | 221 | 26 978 | 25 888 | 2 379 | 48 721 | 798 | 246 |
| | APPAREL, ACCESSORY STORES | | | | | | | | |
| 56 | TOTAL | 114 | 106 | 23 656 | 23 528 | 3 459 | 63 930 | 1 220 | 52 |
| 561,567 | MEN'S, BOYS' APPAREL STORES, CUSTOM TAILORS | 14 | 14 | 3 484 | 3 484 | 564 | 10 261 | 204 | 7 |
| 561 | MEN'S, BOYS' CLOTHING AND FURNISHINGS STORES | 12 | 12 | (D) | (D) | (D) | (D) | (D) | (D) |
| 567 | CUSTOM TAILORS | 2 | 2 | (D) | (D) | (D) | (D) | (D) | (D) |
| 562-3,568 | WOMEN'S CLOTHING, SPECIALTY STORES | 42 | 40 | 12 798 | 12 792 | 1 829 | 32 221 | 667 | 14 |
| 562 | WOMEN'S READY-TO-WEAR STORES | 26 | 26 | 11 871 | 11 871 | 1 683 | 29 382 | 613 | 5 |
| 563,568 | WOMEN'S ACCESSORY, SPECIALTY STORES, FURRIERS | 16 | 14 | 927 | 921 | 146 | 2 839 | 54 | 9 |
| 563 | MILLINERY STORES | 5 | 5 | 205 | 205 | 36 | 697 | 17 | 1 |
| | CORSET, LINGERIE STORES | 3 | 1 | 91 | (D) | (D) | (D) | (D) | (D) |
| | HOSIERY STORES | 1 | 1 | (D) | (D) | (D) | (D) | (D) | (D) |
| | APPAREL, ACCESSORY, OTHER SPECIALTY STORES | 4 | 4 | 237 | 237 | 28 | 554 | 13 | 3 |
| 568 | FURRIERS, FUR SHOPS | 3 | 3 | (D) | (D) | (D) | (D) | (D) | (D) |
| 565 | FAMILY CLOTHING STORES | 8 | 8 | 2 834 | 2 834 | 479 | 9 505 | 161 | 3 |
| 566 | SHOE STORES | 44 | 38 | 4 149 | 4 027 | 549 | 10 942 | 166 | 25 |
| | MEN'S SHOE STORES | 3 | 3 | 283 | 283 | 33 | 611 | 9 | - |
| | WOMEN'S SHOE STORES | 12 | 12 | 1 140 | 1 140 | 180 | 3 292 | 53 | 10 |
| | CHILDREN'S, JUVENILES' SHOE STORES | - | - | - | - | - | - | - | - |
| | FAMILY SHOE STORES | 29 | 23 | 2 726 | 2 604 | 336 | 7 039 | 104 | 15 |
| 564 | CHILDREN'S, INFANTS' WEAR STORES | 6 | 6 | 391 | 391 | 38 | 1 001 | 22 | 3 |
| 569 | MISCELLANEOUS APPAREL, ACCESSORY STORES | - | - | - | - | - | - | - | - |

Standard Notes: - Represents zero. (D) Withheld to avoid disclosure. (NA) Not available. (X) Not applicable.
 *Nonstore retailers, part of SIC major group 53, are shown separately in this table.

TABLE 4. Standard Metropolitan Statistical Areas: 1963—Continued

| SIC code | Standard metropolitan statistical area and kind of business | Establishments | | Sales | | Payroll, entire year (\$1,000) | Payroll, workweek ended nearest Nov. 15 (dollars) | Paid employees, workweek ended nearest Nov. 15 (number) | Active proprietors of unincorporated businesses (number) |
|---|---|----------------|--------------|---------------------------|-----------------------------|--------------------------------|---|---|--|
| | | Total | With payroll | Total, all establishments | Establishments with payroll | | | | |
| | | (number) | (number) | (\$1,000) | (\$1,000) | | | | |
| FORT WAYNE SMSA—Continued | | | | | | | | | |
| FURNITURE, HOME FURNISHINGS, EQUIPMENT STORES | | | | | | | | | |
| | TOTAL | 125 | 93 | 15 960 | 15 284 | 2 385 | 45 804 | 495 | 96 |
| 57 | FURNITURE, HOME FURNISHINGS STORES | 73 | 51 | 10 245 | 9 703 | 1 484 | 29 959 | 313 | 61 |
| 5712 | FURNITURE STORES | 50 | 30 | 7 822 | 7 318 | 1 134 | 22 821 | 239 | 42 |
| 5713 | FLOOR COVERING STORES | 13 | 13 | 1 932 | 1 932 | 272 | 5 692 | 48 | 9 |
| 5714 | DRAPERY, CURTAIN, UPHOLSTERY STORES | 8 | 8 | 414 | 414 | 72 | 1 296 | 24 | 8 |
| 5715 | CHINA, GLASSWARE, METALWARE STORES | 2 | - | 38 | - | - | - | - | 2 |
| 5719 | MISCELLANEOUS HOME FURNISHINGS STORES | - | - | 39 | 39 | 6 | 150 | 2 | - |
| 572 | HOUSEHOLD APPLIANCE STORES | 18 | 16 | 3 142 | 3 130 | 557 | 8 869 | 103 | 9 |
| 5732 | RADIO, TELEVISION STORES | 14 | 12 | 1 066 | 1 048 | 159 | 3 158 | 34 | 11 |
| 5733 | MUSIC STORES | 20 | 14 | 1 507 | 1 403 | 185 | 3 818 | 45 | 15 |
| | RECORD SHOPS | 4 | 2 | 344 | (D) | (D) | (D) | (D) | (D) |
| | MUSICAL INSTRUMENT STORES | 16 | 12 | 1 163 | (D) | (D) | (D) | (D) | (D) |
| EATING, DRINKING PLACES | | | | | | | | | |
| | TOTAL | 351 | 317 | 27 594 | 27 106 | 5 959 | 120 657 | 2 719 | 331 |
| 58 | EATING PLACES | 218 | 200 | 18 977 | 18 805 | 4 798 | 96 312 | 2 260 | 193 |
| 5812 | RESTAURANTS, LUNCHROOMS | 151 | 147 | 16 294 | 16 258 | 4 222 | 85 056 | 1 951 | 131 |
| | CAFETERIAS | 5 | 5 | 189 | 189 | 57 | 1 171 | 25 | 4 |
| | REFRESHMENT PLACES | 52 | 38 | 1 402 | 1 402 | 243 | 5 006 | 140 | 56 |
| | CATERERS | 10 | 10 | 956 | 956 | 276 | 5 079 | 144 | 2 |
| 5813 | DRINKING PLACES (ALCOHOLIC BEVERAGES) | 133 | 117 | 8 617 | 8 301 | 1 161 | 24 345 | 459 | 138 |
| DRUG STORES, PROPRIETARY STORES | | | | | | | | | |
| | TOTAL | 75 | 73 | 13 464 | 13 378 | 1 835 | 36 557 | 636 | 52 |
| 59PT(591) | DRUG STORES | 73 | 71 | (D) | (D) | (D) | (D) | (D) | (D) |
| 591 | PROPRIETARY STORES | 2 | 2 | (D) | (D) | (D) | (D) | (D) | (D) |
| OTHER RETAIL STORES | | | | | | | | | |
| | TOTAL | 261 | 187 | 23 926 | 22 934 | 3 220 | 64 726 | 909 | 209 |
| 59 EX.591 | LIQUOR STORES | 37 | 35 | 3 959 | 3 887 | 282 | 6 197 | 118 | 30 |
| 592 | ANTIQUARIAN STORES, SECONDHAND STORES | 21 | 13 | 1 529 | 1 477 | 317 | 4 873 | 93 | 16 |
| 5932 | ANTIQUARIAN STORES | 4 | - | 32 | - | - | - | - | 4 |
| 5933 | SECONDHAND STORES | 17 | 13 | 1 497 | 1 477 | 317 | 4 873 | 93 | 12 |
| 594 | BOOK, STATIONERY STORES | 12 | 8 | 1 624 | 1 610 | 215 | 3 982 | 67 | 6 |
| 5942 | BOOK STORES | 7 | 3 | 130 | 116 | 14 | 264 | 5 | 5 |
| 5943 | STATIONERY STORES | 5 | 5 | 1 494 | 1 494 | 201 | 3 718 | 62 | 1 |
| 595 | SPORTING GOODS STORES, BICYCLE SHOPS | 17 | 13 | 1 672 | 1 618 | 223 | 6 028 | 51 | 19 |
| 5952 | SPORTING GOODS STORES | 15 | 11 | (D) | (D) | (D) | (D) | (D) | (D) |
| 5953 | BICYCLE SHOPS | 2 | 2 | (D) | (D) | (D) | (D) | (D) | (D) |
| 5962 | HAY, GRAIN, FEED STORES | 10 | 6 | 1 919 | 1 855 | 128 | 2 744 | 32 | 9 |
| 5969 | OTHER FARM SUPPLY STORES | 10 | 8 | 2 188 | 2 174 | 226 | 5 854 | 67 | 4 |
| | GARDEN SUPPLY STORES | 12 | 8 | 850 | 782 | 74 | 1 657 | 18 | 12 |
| 597 | JEWELRY STORES | 23 | 11 | 1 720 | 1 576 | 324 | 4 873 | 70 | 19 |
| 598 | FUEL, ICE DEALERS | 27 | 23 | 2 853 | 2 819 | 401 | 8 428 | 81 | 18 |
| 5982 | COAL AND WOOD DEALERS | 12 | 12 | 1 111 | 1 111 | 134 | 2 364 | 33 | 11 |
| | ICE DEALERS | 2 | - | 24 | - | - | - | - | 2 |
| 5983 | FUEL OIL DEALERS | 10 | 8 | 1 226 | 1 216 | 151 | 3 599 | 29 | 5 |
| 5984 | BOTTLED GAS DEALERS | 3 | 3 | 492 | 492 | 116 | 2 465 | 19 | - |
| 5992 | FLORISTS | 25 | 15 | 1 121 | 1 011 | 211 | 4 479 | 87 | 23 |
| 5993 | CIGAR STORES, STANDS | 4 | 4 | 412 | 412 | 84 | 1 428 | 27 | 1 |
| 5994 | NEWS DEALERS, NEWSSTANDS | 1 | 1 | (D) | (D) | (D) | (D) | (D) | (D) |
| 5996 | CAMERA, PHOTOGRAPHIC SUPPLY STORES | 2 | 2 | (D) | (D) | (D) | (D) | (D) | (D) |
| 5997 | GIFT, NOVELTY, SOUVENIR SHOPS | 4 | 4 | 191 | 191 | 35 | 693 | 17 | 3 |
| 5998 | OPTICAL GOODS STORES | 14 | 14 | 1 213 | 1 213 | 287 | 5 679 | 58 | 10 |
| 5999 | TYPEWRITER STORES | 3 | 3 | (D) | (D) | (D) | (D) | (D) | (D) |
| | LUGGAGE, LEATHER GOODS STORES | 2 | 2 | (D) | (D) | (D) | (D) | (D) | (D) |
| | Hobby, Toy, Game Shops | 9 | 7 | 534 | 522 | 77 | 1 578 | 27 | 7 |
| | RELIGIOUS GOODS STORES | - | - | - | - | - | - | - | - |
| | PET SHOPS | 1 | 1 | (D) | (D) | (D) | (D) | (D) | (D) |
| | OTHER | 27 | 9 | 1 324 | 970 | 165 | 3 039 | 45 | 28 |
| NONSTORE RETAILERS* | | | | | | | | | |
| 53 PART* | TOTAL | 120 | 22 | 8 739 | 8 051 | 2 059 | 39 040 | 372 | 104 |
| 532 | MAIL-ORDER HOUSES | 4 | 4 | (D) | (D) | (D) | (D) | (D) | (D) |
| 534 | MERCHANDISE VENDING MACHINE OPERATORS | 6 | 6 | (D) | (D) | (D) | (D) | (D) | (D) |
| 535 | DIRECT SELLING (HOUSE-TO-HOUSE) ORGANIZATIONS | 110 | 12 | 4 731 | 4 043 | 1 472 | 27 296 | 276 | 101 |

Standard Notes: - Represents zero. (D) Withheld to avoid disclosure. (NA) Not available. (X) Not applicable.
 *Nonstore retailers, part of SIC major group 53, are shown separately in this table.

TABLE 4. Standard Metropolitan Statistical Areas: 1963-Continued

| SIC code | Standard metropolitan statistical area and kind of business | Establishments | | Sales | | Payroll, entire year (\$1,000) | Payroll, workweek ended nearest Nov. 15 (dollars) | Paid employees, workweek ended nearest Nov. 15 (number) | Active proprietors of unincorporated businesses (number) |
|---------------------------------------|--|--|-----------------------|-------------------------------------|---------------------------------------|--------------------------------|---|---|--|
| | | Total (number) | With payroll (number) | Total, all establishments (\$1,000) | Establishments with payroll (\$1,000) | | | | |
| <u>GARY-HAMMOND-EAST CHICAGO SMSA</u> | | Consists of Lake and Porter Counties, Ind. | | | | | | | |
| | RETAIL TRADE, TOTAL | 4 385 | 3 359 | 766 340 | 741 028 | 87 734 | 1 794 059 | 25 813 | 4 108 |
| | LUMBER, BUILDING MATERIALS, HARWARE, FARM EQUIPMENT DEALERS | | | | | | | | |
| | TOTAL | 248 | 202 | 41 036 | 39 938 | 6 358 | 117 049 | 1 225 | 182 |
| 52 | LUMBER YARDS | 60 | 60 | 22 414 | 22 414 | 3 863 | 69 893 | 649 | 18 |
| 521 | BUILDING MATERIALS DEALERS | 19 | 17 | 3 205 | 2 979 | 534 | 9 623 | 98 | 11 |
| 522 | HEATING, PLUMBING EQUIPMENT DEALERS | 16 | 12 | (D) | (D) | (D) | (D) | (D) | (D) |
| 523 | PAINT, GLASS, WALLPAPER STORES | 41 | 31 | 1 596 | 1 500 | 240 | 5 257 | 68 | 32 |
| 524 | ELECTRICAL SUPPLY STORES | 1 | 1 | (D) | (D) | (D) | (D) | (D) | (D) |
| 5251 | HARWARE STORES | 94 | 70 | 7 541 | 6 929 | 1 014 | 17 772 | 254 | 93 |
| 5252 | FARM EQUIPMENT DEALERS | 17 | 11 | 4 100 | 4 024 | 321 | 6 540 | 69 | 17 |
| | GENERAL MERCHANDISE GROUP STORES* | | | | | | | | |
| | TOTAL | 108 | 96 | 107 250 | 106 994 | 14 013 | 298 246 | 4 832 | 59 |
| 53 PART* | DEPARTMENT STORES | 16 | 16 | 81 349 | 81 349 | 10 446 | 218 308 | 3 347 | 2 |
| 533 | LIMITED PRICE VARIETY STORES | 43 | 43 | 10 852 | 10 852 | 1 780 | 33 732 | 817 | 19 |
| 539 | GENERAL MERCHANDISE STORES | 41 | 31 | 14 793 | 14 547 | 1 747 | 45 522 | 652 | 29 |
| | DRY GOODS STORES | 5 | 5 | (D) | (D) | (D) | (D) | (D) | (D) |
| | SEWING, NEEDLEWORK STORES | 3 | 1 | (D) | (D) | (D) | (D) | (D) | (D) |
| | FOOD STORES | | | | | | | | |
| | TOTAL | 735 | 469 | 200 304 | 192 212 | 16 226 | 342 832 | 4 659 | 709 |
| 54 | GROCERY STORES, INCLUDING DELICATESSENS | 550 | 340 | 185 609 | 179 061 | 14 219 | 300 080 | 3 926 | 529 |
| 541 | MEAT MARKETS | 24 | 20 | 4 416 | 4 158 | 350 | 8 288 | 110 | 22 |
| 542 | FISH (SEAFOOD) MARKETS | 6 | 4 | 335 | 297 | 31 | 514 | 14 | 7 |
| 543 | FRUIT STORES, VEGETABLE MARKETS | 19 | 13 | 2 117 | 1 891 | 135 | 3 221 | 66 | 23 |
| 544 | CANDY, NUT, CONFECTIONERY STORES | 45 | 27 | 1 761 | 1 293 | 143 | 2 562 | 73 | 38 |
| 545 | DAIRY PRODUCTS STORES | 17 | 11 | 1 304 | 1 034 | 85 | 1 606 | 25 | 19 |
| 546 | RETAIL BAKERIES | 54 | 50 | 4 068 | 4 000 | 1 204 | 25 795 | 420 | 53 |
| 5462 | RETAIL BAKERIES, MANUFACTURING | 45 | 43 | 3 630 | 3 608 | 1 113 | 24 050 | 387 | 44 |
| 5463 | RETAIL BAKERIES, NONMANUFACTURING | 9 | 7 | 438 | 392 | 91 | 1 745 | 33 | 9 |
| 549 | EGG AND POULTRY DEALERS | 11 | 3 | 641 | (D) | (D) | (D) | (D) | (D) |
| | OTHER | 9 | 1 | 53 | (D) | (D) | (D) | (D) | (D) |
| | AUTOMOTIVE DEALERS | | | | | | | | |
| | TOTAL | 232 | 176 | 130 430 | 128 984 | 11 340 | 221 820 | 1 972 | 166 |
| 55 EX.554 | PASSENGER CAR DEALERS, FRANCHISED | 78 | 78 | 109 675 | 109 675 | 9 401 | 184 678 | 1 596 | 34 |
| 551 | DOMESTIC CAR DEALERS | 69 | 69 | 97 770 | 97 770 | 8 487 | 167 346 | 1 457 | 30 |
| | IMPORTED CAR DEALERS | 5 | 5 | (D) | (D) | (D) | (D) | (D) | (D) |
| | DOMESTIC AND IMPORTED CAR DEALERS | 4 | 4 | (D) | (D) | (D) | (D) | (D) | (D) |
| 552 | PASSENGER CAR DEALERS, NONFRANCHISED | 72 | 34 | 10 158 | 9 016 | 662 | 12 282 | 114 | 65 |
| 553 | TIRE, BATTERY, ACCESSORY DEALERS | 46 | 42 | 6 710 | 6 646 | 981 | 19 322 | 191 | 33 |
| | HOME AND AUTO SUPPLY STORES | 1 | 1 | (D) | (D) | (D) | (D) | (D) | (D) |
| 559 | MISCELLANEOUS AIRCRAFT, MARINE, AUTOMOTIVE DEALERS | 35 | 21 | (D) | (D) | (D) | (D) | (D) | (D) |
| | AIRCRAFT, BOAT, MOTORCYCLE DEALERS | 12 | 8 | 1 005 | 943 | 114 | 2 040 | 29 | 9 |
| | HOUSEHOLD TRAILER DEALERS | 13 | 11 | 2 307 | 2 269 | 140 | 2 684 | 32 | 8 |
| | OTHER AUTOMOTIVE DEALERS | 10 | 2 | (D) | (D) | (D) | (D) | (D) | (D) |
| | GASOLINE SERVICE STATIONS | | | | | | | | |
| 55PT(554) | TOTAL | 582 | 492 | 64 430 | 60 590 | 5 454 | 114 567 | 1 704 | 643 |
| | APPAREL, ACCESSORY STORES | | | | | | | | |
| | TOTAL | 327 | 285 | 42 800 | 41 950 | 5 933 | 118 373 | 1 911 | 241 |
| 561,567 | MEN'S, BOYS' APPAREL STORES, CUSTOM TAILORS | 60 | 56 | 7 777 | 7 705 | 1 064 | 22 025 | 345 | 55 |
| 561 | MEN'S, BOYS' CLOTHING AND FURNISHINGS STORES | 54 | 52 | 7 251 | 7 215 | 993 | 20 639 | 328 | 50 |
| 567 | CUSTOM TAILORS | 6 | 4 | 526 | 490 | 71 | 1 386 | 17 | 5 |
| 562-3,568 | WOMEN'S CLOTHING, SPECIALTY STORES | 116 | 102 | 15 814 | 15 506 | 2 317 | 45 325 | 800 | 84 |
| 562 | WOMEN'S READY-TO-WEAR STORES | 67 | 59 | 11 339 | 11 235 | 1 735 | 34 462 | 601 | 52 |
| 563,568 | WOMEN'S ACCESSORY, SPECIALTY STORES, FURRIERS | 49 | 43 | 4 475 | 4 271 | 582 | 10 863 | 199 | 32 |
| 563 | MILLINERY STORES | 14 | 12 | 498 | 490 | 79 | 1 565 | 33 | 7 |
| | CORSET, LINGERIE STORES | 2 | 2 | (D) | (D) | (D) | (D) | (D) | (D) |
| | HOSIERY STORES | 3 | 3 | (D) | (D) | (D) | (D) | (D) | (D) |
| | APPAREL, ACCESSORY, OTHER SPECIALTY STORES | 23 | 19 | 3 336 | 3 140 | 398 | 7 132 | 133 | 20 |
| 568 | FURRIERS, FUR SHOPS | 7 | 7 | 393 | 393 | 66 | 1 322 | 21 | 3 |
| 565 | FAMILY CLOTHING STORES | 35 | 25 | 8 467 | 8 351 | 1 165 | 24 352 | 369 | 25 |
| 566 | SHOE STORES | 92 | 80 | 9 062 | 8 750 | 1 180 | 22 405 | 320 | 54 |
| | MEN'S SHOE STORES | 7 | 7 | (D) | (D) | (D) | (D) | (D) | (D) |
| | WOMEN'S SHOE STORES | 11 | 11 | 1 905 | 1 905 | 291 | 4 987 | 64 | - |
| | CHILDREN'S, JUVENILES' SHOE STORES | 3 | 3 | (D) | (D) | (D) | (D) | (D) | (D) |
| | FAMILY SHOE STORES | 71 | 59 | 6 379 | 6 067 | 784 | 15 294 | 230 | 51 |
| 564 | CHILDREN'S, INFANTS' WEAR STORES | 24 | 22 | 1 680 | 1 638 | 207 | 4 266 | 77 | 23 |
| 569 | MISCELLANEOUS APPAREL, ACCESSORY STORES | - | - | - | - | - | - | - | - |

Standard Notes: - Represents zero. (D) Withheld to avoid disclosure. (NA) Not available. (X) Not applicable.
 *Nonstore retailers, part of SIC major group 53, are shown separately in this table.

TABLE 4. Standard Metropolitan Statistical Areas: 1963—Continued

| SIC code | Standard metropolitan statistical area and kind of business | Establishments | | Sales | | Payroll, entire year (\$1,000) | Payroll, workweek ended nearest Nov. 15 (dollars) | Paid employees, workweek ended nearest Nov. 15 (number) | Active proprietors of unincorporated businesses (number) |
|---|---|----------------|-----------------------|-------------------------------------|---------------------------------------|--------------------------------|---|---|--|
| | | Total (number) | With payroll (number) | Total, all establishments (\$1,000) | Establishments with payroll (\$1,000) | | | | |
| GARY-HAMMOND-EAST CHICAGO SMSA—Continued | | | | | | | | | |
| FURNITURE, HOME FURNISHINGS, EQUIPMENT STORES | | | | | | | | | |
| | TOTAL | 228 | 188 | 33 432 | 32 648 | 4 993 | 98 887 | 1 052 | 163 |
| 57 | FURNITURE, HOME FURNISHINGS STORES | 135 | 113 | 19 932 | 19 412 | 3 213 | 62 553 | 682 | 90 |
| 5712 | FURNITURE STORES | 97 | 81 | 16 023 | 15 611 | 2 508 | 49 021 | 509 | 58 |
| 5713 | FLOOR COVERING STORES | 13 | 11 | 2 324 | 2 304 | 455 | 8 120 | 81 | 6 |
| 5714 | DRAPERY, CURTAIN, UPHOLSTERY STORES | 17 | 15 | 1 333 | 1 313 | 206 | 4 442 | 74 | 18 |
| 5715 | CHINA, GLASSWARE, METALWARE STORES | 2 | 2 | (0) | (0) | (0) | (0) | (0) | (0) |
| 5719 | MISCELLANEOUS HOME FURNISHINGS STORES | 6 | 4 | (0) | (0) | (0) | (0) | (0) | (0) |
| 572 | HOUSEHOLD APPLIANCE STORES | 39 | 31 | 7 739 | 7 637 | 983 | 20 072 | 207 | 30 |
| 5732 | RADIO, TELEVISION STORES | 33 | 33 | 4 244 | 4 244 | 643 | 12 325 | 128 | 22 |
| 5733 | MUSIC STORES | 21 | 11 | 1 517 | 1 355 | 154 | 3 937 | 35 | 21 |
| | RECORD SHOPS | 7 | 3 | 180 | 132 | 16 | 442 | 7 | 6 |
| | MUSICAL INSTRUMENT STORES | 14 | 8 | 1 337 | 1 223 | 138 | 3 495 | 28 | 15 |
| EATING, DRINKING PLACES | | | | | | | | | |
| | TOTAL | 1 024 | 876 | 56 840 | 53 566 | 11 138 | 229 921 | 5 237 | 1 115 |
| 58 | EATING PLACES | 625 | 559 | 38 112 | 37 024 | 8 994 | 185 596 | 4 362 | 638 |
| 5812 | RESTAURANTS, LUNCHROOMS | 417 | 379 | 28 137 | 27 391 | 6 623 | 135 438 | 3 215 | 455 |
| | CAFETERIAS | 9 | 9 | 497 | 485 | 140 | 2 891 | 72 | 5 |
| | REFRESHMENT PLACES | 163 | 137 | 6 187 | 5 865 | 1 143 | 24 773 | 687 | 166 |
| | CATERERS | 36 | 34 | 3 291 | 3 283 | 1 088 | 22 494 | 388 | 12 |
| 5813 | DRINKING PLACES (ALCOHOLIC BEVERAGES) | 399 | 317 | 18 728 | 16 542 | 2 144 | 44 325 | 875 | 477 |
| DRUG STORES, PROPRIETARY STORES | | | | | | | | | |
| 59PT(591) | TOTAL | 158 | 154 | 25 568 | 25 460 | 3 529 | 70 973 | 1 127 | 131 |
| 591 | DRUG STORES | 146 | 146 | 23 975 | 23 975 | 3 375 | 67 569 | 1 078 | 122 |
| | PROPRIETARY STORES | 12 | 8 | 1 593 | 1 485 | 154 | 3 404 | 49 | 9 |
| OTHER RETAIL STORES | | | | | | | | | |
| 59 EX.591 | TOTAL | 586 | 368 | 43 147 | 38 521 | 5 383 | 110 745 | 1 411 | 577 |
| 592 | LIQUOR STORES | 107 | 59 | 7 019 | 5 345 | 344 | 6 635 | 138 | 122 |
| 593 | ANTIQUARIAN, SECONOHANO STORES | 55 | 35 | 2 187 | 2 003 | 392 | 8 626 | 146 | 53 |
| 5932 | ANTIQUARIAN STORES | 5 | 1 | 61 | (0) | (0) | (0) | (0) | (0) |
| 5933 | SECONOHANO STORES | 50 | 34 | 2 126 | (0) | (0) | (0) | (0) | (0) |
| 594 | BOOK, STATIONERY STORES | 17 | 11 | 1 212 | 1 084 | 165 | 5 177 | 47 | 15 |
| 5942 | BOOK STORES | 9 | 5 | 331 | (0) | (0) | (0) | (0) | (0) |
| 5943 | STATIONERY STORES | 8 | 6 | 881 | (0) | (0) | (0) | (0) | (0) |
| 595 | SPORTING GOODS STORES, BICYCLE SHOPS | 26 | 20 | 2 364 | 2 268 | 345 | 7 117 | 97 | 25 |
| 5952 | SPORTING GOODS STORES | 23 | 19 | 2 247 | (0) | (0) | (0) | (0) | (0) |
| 5953 | BICYCLE SHOPS | 3 | 1 | 117 | (0) | (0) | (0) | (0) | (0) |
| 5962 | HAY, GRAIN, FEED STORES | 10 | 8 | 1 732 | 1 712 | 122 | 2 381 | 26 | 9 |
| 5969 | OTHER FARM SUPPLY STORES | 14 | 12 | 3 564 | 3 396 | 294 | 5 591 | 61 | 7 |
| | GARDEN SUPPLY STORES | 17 | 13 | 1 220 | 1 160 | 197 | 3 632 | 38 | 17 |
| 597 | JEWELRY STORES | 54 | 44 | 4 268 | 4 154 | 758 | 14 302 | 181 | 42 |
| 598 | FUEL, ICE DEALERS | 78 | 50 | 8 333 | 7 961 | 1 400 | 28 326 | 247 | 71 |
| 5982 | COAL AND WOOD DEALERS | 14 | 14 | 1 019 | 1 019 | 157 | 3 242 | 40 | 12 |
| | ICE DEALERS | 6 | 3 | 34 | - | - | - | - | 8 |
| 5983 | FUEL OIL DEALERS | 50 | 30 | 6 571 | 6 245 | 1 077 | 22 091 | 179 | 45 |
| 5984 | BOTTLE GAS DEALERS | 8 | 6 | 709 | 697 | 166 | 2 993 | 28 | 6 |
| 5992 | FLORISTS | 50 | 30 | 2 010 | 1 614 | 243 | 4 649 | 82 | 58 |
| 5993 | CIGAR STORES, STANOS | 5 | 5 | 552 | 552 | 48 | 868 | 10 | 4 |
| 5994 | NEWS DEALERS, NEWSSTANOS | 15 | 11 | 2 512 | 2 360 | 324 | 8 046 | 121 | 8 |
| 5996 | CAMERA, PHOTOGRAPHIC SUPPLY STORES | 12 | 6 | 1 300 | 1 030 | 106 | 2 199 | 29 | 12 |
| 5997 | GIFT, NOVELTY, SOUVENIR SHOPS | 21 | 5 | 476 | 334 | 34 | 798 | 19 | 25 |
| 5998 | OPTICAL GOODS STORES | 39 | 33 | 1 686 | 1 548 | 291 | 5 365 | 85 | 38 |
| 5999 | TYPEWRITER STORES | 1 | 1 | (0) | (0) | (0) | (0) | (0) | (0) |
| | LUGGAGE, LEATHER GOODS STORES | 1 | 1 | (0) | (0) | (0) | (0) | (0) | (0) |
| | HOBBY, TOY, GAME SHOPS | 13 | 7 | 883 | 675 | 66 | 1 483 | 19 | 13 |
| | RELIGIOUS GOODS STORES | 1 | 1 | (0) | (0) | (0) | (0) | (0) | (0) |
| | PET SHOPS | 3 | 1 | 100 | (0) | (0) | (0) | (0) | (0) |
| | OTHER | 47 | 15 | 1 488 | 1 020 | 183 | 4 315 | 49 | 53 |
| NONSTORE RETAILERS* | | | | | | | | | |
| 53 PART* | TOTAL | 157 | 53 | 21 103 | 20 165 | 3 367 | 70 646 | 683 | 122 |
| 532 | MAIL-ORDER HOUSES | 6 | 6 | 5 167 | 5 167 | 345 | 8 164 | 144 | - |
| 534 | MERCHANDISE VENDING MACHINE OPERATORS | 33 | 19 | 3 878 | 3 780 | 619 | 17 137 | 182 | 26 |
| 535 | DIRECT SELLING (HOUSE-TO-HOUSE) ORGANIZATIONS | 118 | 28 | 12 058 | 11 218 | 2 403 | 45 345 | 357 | 96 |

Standard Notes: - Represents zero. (D) Withheld to avoid disclosure. (NA) Not available. (X) Not applicable.
 *Nonstore retailers, part of SIC major group 53, are shown separately in this table.

TABLE 4. Standard Metropolitan Statistical Areas: 1963-Continued

| SIC code | Standard metropolitan statistical area and kind of business | Establishments | | Sales | | Payroll, entire year (\$1,000) | Payroll, workweek ended nearest Nov. 15 (dollars) | Paid employees, workweek ended nearest Nov. 15 (number) | Active proprietors of unincorporated businesses (number) |
|--------------------------|--|--|-----------------------|-------------------------------------|---------------------------------------|--------------------------------|---|---|--|
| | | Total (number) | With payroll (number) | Total, all establishments (\$1,000) | Establishments with payroll (\$1,000) | | | | |
| INDIANAPOLIS SMSA | | Consists of Hamilton, Hancock, Hendricks, Johnson, Marion, Morgan, and Shelby Counties, Ind. | | | | | | | |
| | RETAIL TRADE, TOTAL | 6 944 | 5 418 | 1 401 038 | 1 372 888 | 169 934 | 3 419 433 | 52 008 | 5 987 |
| | LUMBER, BUILDING MATERIALS, HARDWARE, FARM EQUIPMENT DEALERS | | | | | | | | |
| 52 | TOTAL | 453 | 345 | 71 136 | 69 096 | 9 034 | 173 417 | 2 019 | 332 |
| 521 | LUMBER YARDS | 65 | 65 | 28 204 | 28 204 | 3 932 | 77 084 | 732 | 20 |
| | BUILDING MATERIALS DEALERS | 63 | 45 | 10 544 | 10 406 | 1 309 | 25 103 | 269 | 33 |
| 522 | HEATING, PLUMBING EQUIPMENT DEALERS | 41 | 21 | 2 984 | 2 638 | 629 | 12 818 | 165 | 42 |
| 523 | PAINT, GLASS, WALLPAPER STORES | 51 | 43 | 2 943 | 2 811 | 484 | 8 596 | 108 | 27 |
| 524 | ELECTRICAL SUPPLY STORES | - | - | 7 | 7 | 1 | - | - | - |
| 5251 | HARDWARE STORES | 164 | 118 | 12 164 | 11 164 | 1 485 | 27 658 | 457 | 153 |
| 5252 | FARM EQUIPMENT DEALERS | 69 | 53 | 14 290 | 13 866 | 1 194 | 22 158 | 288 | 57 |
| | GENERAL MERCHANDISE GROUP STORES* | | | | | | | | |
| 53 PART* | TOTAL | 187 | 157 | 222 485 | 221 863 | 37 088 | 754 411 | 12 509 | 104 |
| 531 | DEPARTMENT STORES | 20 | 20 | 169 784 | 169 784 | 29 331 | 608 051 | 9 443 | - |
| 533 | LIMITED PRICE VARIETY STORES | 102 | 82 | 28 805 | 28 473 | 4 961 | 94 131 | 2 195 | 56 |
| 539 | GENERAL MERCHANDISE STORES | 54 | 48 | 23 426 | 23 158 | 2 744 | 51 167 | 845 | 38 |
| | DRY GOODS STORES | 10 | 6 | (D) | (D) | (D) | (D) | (D) | (D) |
| | SEWING, NEEDLEWORK STORES | 1 | 1 | (D) | (D) | (D) | (D) | (D) | (D) |
| | FOOD STORES | | | | | | | | |
| 54 | TOTAL | 981 | 725 | 284 160 | 277 810 | 21 111 | 407 489 | 6 553 | 902 |
| 541 | GROCERY STORES, INCLUDING DELICATESSENS | 736 | 554 | 268 819 | 263 557 | 18 912 | 364 497 | 5 791 | 692 |
| 542 | MEAT MARKETS | 33 | 21 | 4 004 | 3 748 | 332 | 7 500 | 103 | 43 |
| | FISH (SEAFOOD) MARKETS | 6 | 6 | 245 | 245 | 21 | 353 | 8 | 8 |
| 543 | FRUIT STORES, VEGETABLE MARKETS | 34 | 16 | 1 009 | 729 | 48 | 1 168 | 26 | 38 |
| 544 | CANDY, NUT, CONFECTIONERY STORES | 36 | 28 | 1 884 | 1 762 | 210 | 4 391 | 104 | 24 |
| 545 | DAIRY PRODUCTS STORES | 27 | 23 | 1 892 | 1 808 | 257 | 3 501 | 78 | 14 |
| 546 | RETAIL BAKERIES | 73 | 67 | 5 003 | 4 943 | 1 149 | 22 663 | 388 | 50 |
| 5462 | RETAIL BAKERIES, MANUFACTURING | 45 | 43 | 2 837 | 2 817 | 748 | 14 770 | 274 | 43 |
| 5463 | RETAIL BAKERIES, NONMANUFACTURING | 28 | 24 | 2 166 | 2 126 | 401 | 7 893 | 114 | 7 |
| 549 | EGG AND POULTRY DEALERS | 18 | 4 | 339 | 159 | 14 | 303 | 8 | 18 |
| | OTHER | 18 | 6 | 965 | 859 | 168 | 3 113 | 47 | 15 |
| | AUTOMOTIVE DEALERS | | | | | | | | |
| 55 EX.554 | TOTAL | 359 | 301 | 292 712 | 291 378 | 25 789 | 509 928 | 4 704 | 215 |
| 551 | PASSENGER CAR DEALERS, FRANCHISED | 118 | 118 | 245 773 | 245 773 | 21 005 | 419 575 | 3 693 | 34 |
| | DOMESTIC CAR DEALERS | 108 | 108 | 227 917 | 227 917 | 19 176 | 384 816 | 3 359 | 33 |
| | IMPORTED CAR DEALERS | 7 | 7 | (D) | (D) | (D) | (D) | (D) | (D) |
| | DOMESTIC AND IMPORTED CAR DEALERS | 3 | 3 | (D) | (D) | (D) | (D) | (D) | (D) |
| 552 | PASSENGER CAR DEALERS, NONFRANCHISED | 100 | 62 | 19 969 | 19 057 | 1 529 | 28 483 | 288 | 87 |
| 553 | TIRE, BATTERY, ACCESSORY DEALERS | 88 | 80 | 14 131 | 13 969 | 2 102 | 42 612 | 500 | 58 |
| | HOME AND AUTO SUPPLY STORES | 13 | 13 | 1 863 | 1 863 | 220 | 4 263 | 64 | 7 |
| 559 | MISCELLANEOUS AIRCRAFT, MARINE, AUTOMOTIVE DEALERS | 40 | 28 | 10 976 | 10 716 | 933 | 14 995 | 159 | 29 |
| | AIRCRAFT, BOAT, MOTORCYCLE DEALERS | 18 | 14 | 2 367 | 2 329 | 356 | 6 009 | 72 | 14 |
| | HOUSEHOLD TRAILER DEALERS | 14 | 12 | 7 899 | (D) | (D) | (D) | (D) | (D) |
| | OTHER AUTOMOTIVE DEALERS | 8 | 2 | 710 | (D) | (D) | (D) | (D) | (D) |
| | GASOLINE SERVICE STATIONS | | | | | | | | |
| 55PT(554) | TOTAL | 1 046 | 934 | 106 784 | 103 258 | 10 268 | 220 282 | 3 489 | 987 |
| | APPAREL, ACCESSORY STORES | | | | | | | | |
| 56 | TOTAL | 368 | 322 | 49 382 | 48 636 | 6 601 | 121 561 | 2 266 | 237 |
| 561,567 | MEN'S, BOYS' APPAREL STORES, CUSTOM TAILORS | 72 | 60 | 9 001 | 8 913 | 1 242 | 22 097 | 440 | 55 |
| 561 | MEN'S, BOYS' CLOTHING AND FURNISHINGS STORES | 59 | 55 | 8 339 | (D) | (D) | (D) | (D) | (D) |
| 567 | CUSTOM TAILORS | 13 | 5 | 662 | (D) | (D) | (D) | (D) | (D) |
| 562-3,568 | WOMEN'S CLOTHING, SPECIALTY STORES | 118 | 104 | 14 939 | 14 753 | 1 920 | 37 332 | 775 | 84 |
| 562 | WOMEN'S READY-TO-WEAR STORES | 78 | 66 | 10 717 | 10 559 | 1 493 | 29 244 | 584 | 65 |
| 563,568 | WOMEN'S ACCESSORY, SPECIALTY STORES, FURRIERS | 40 | 38 | 4 222 | 4 194 | 427 | 8 088 | 191 | 19 |
| 563 | MILLINERY STORES | 13 | 13 | 469 | 469 | 80 | 1 492 | 35 | 4 |
| | CORSET, LINGERIE STORES | 2 | 2 | (D) | (D) | (D) | (D) | (D) | (D) |
| | HOSIERY STORES | 5 | 3 | 311 | (D) | (D) | (D) | (D) | (D) |
| | APPAREL, ACCESSORY, OTHER SPECIALTY STORES | 19 | 19 | 2 772 | 2 772 | 219 | 4 500 | 127 | 9 |
| 568 | FURRIERS, FUR SHOPS | 1 | 1 | (D) | (D) | (D) | (D) | (D) | (D) |
| 565 | FAMILY CLOTHING STORES | 59 | 49 | 12 129 | 11 851 | 1 688 | 26 714 | 511 | 50 |
| 566 | SHOE STORES | 106 | 100 | 12 541 | 12 425 | 1 668 | 33 616 | 508 | 37 |
| | MEN'S SHOE STORES | 9 | 9 | 939 | 939 | 115 | 1 970 | 28 | - |
| | WOMEN'S SHOE STORES | 16 | 16 | 2 822 | 2 822 | 384 | 7 635 | 114 | 8 |
| | CHILDREN'S, JUVENILES' SHOE STORES | 3 | 3 | 185 | 185 | 24 | 554 | 8 | 1 |
| | FAMILY SHOE STORES | 78 | 72 | 8 595 | 8 479 | 1 145 | 23 457 | 358 | 28 |
| 564 | CHILDREN'S, INFANTS' WEAR STORES | 8 | 8 | (D) | (D) | (D) | (D) | (D) | (D) |
| 569 | MISCELLANEOUS APPAREL, ACCESSORY STORES | 5 | 1 | (D) | (D) | (D) | (D) | (D) | (D) |

Standard Notes: - Represents zero. (D) Withheld to avoid disclosure. (NA) Not available. (X) Not applicable.
 *Nonstore retailers, part of SIC major group 53, are shown separately in this table.

TABLE 4. Standard Metropolitan Statistical Areas: 1963-Continued

| SIC code | Standard metropolitan statistical area and kind of business | Establishments | | Sales | | Payroll, entire year (\$1,000) | Payroll, workweek ended nearest Nov. 15 (dollars) | Paid employees, workweek ended nearest Nov. 15 (number) | Active proprietors of unincorporated businesses (number) |
|---|---|----------------|-----------------------|-------------------------------------|---------------------------------------|--------------------------------|---|---|--|
| | | Total (number) | With payroll (number) | Total, all establishments (\$1,000) | Establishments with payroll (\$1,000) | | | | |
| INDIANAPOLIS SMSA-Continued | | | | | | | | | |
| FURNITURE, HOME FURNISHINGS, EQUIPMENT STORES | | | | | | | | | |
| | TOTAL | 453 | 321 | 58 747 | 55 311 | 8 225 | 160 425 | 1 775 | 367 |
| S7 | FURNITURE, HOME FURNISHINGS STORES | 253 | 181 | 34 614 | 32 662 | 4 763 | 91 569 | 1 045 | 193 |
| S712 | FURNITURE STORES | 186 | 132 | 27 138 | 25 556 | 3 640 | 69 161 | 798 | 142 |
| S713 | FLOOR COVERING STORES | 35 | 29 | 5 374 | 5 236 | 836 | 17 124 | 168 | 24 |
| S714 | DRAPERY, CURTAIN, UPHOLSTERY STORES | 16 | 10 | 1 005 | 877 | 133 | 3 006 | 41 | 14 |
| S715 | CHINA, GLASSWARE, METALWARE STORES | 5 | 5 | (D) | (D) | (D) | (D) | (D) | (D) |
| S719 | MISCELLANEOUS HOME FURNISHINGS STORES | 11 | 5 | (D) | (D) | (D) | (D) | (D) | (D) |
| S72 | HOUSEHOLD APPLIANCE STORES | 86 | 64 | 13 537 | 12 953 | 1 978 | 38 990 | 384 | 61 |
| S732 | RADIO, TELEVISION STORES | 58 | 46 | 4 887 | 4 737 | 639 | 14 067 | 167 | 62 |
| S733 | MUSIC STORES | 56 | 30 | 5 709 | 4 959 | 845 | 15 799 | 179 | 51 |
| | RECORD SHOPS | 23 | 11 | 648 | 552 | 56 | 1 067 | 26 | 21 |
| | MUSICAL INSTRUMENT STORES | 33 | 19 | 5 061 | 4 407 | 789 | 14 732 | 153 | 30 |
| EATING, DRINKING PLACES | | | | | | | | | |
| S8 | TOTAL | 1 272 | 1 162 | 102 347 | 100 445 | 23 334 | 488 645 | 10 277 | 1 218 |
| S812 | EATING PLACES | 932 | 842 | 75 347 | 74 099 | 19 370 | 403 507 | 8 662 | 846 |
| | RESTAURANTS, LUNCHROOMS | 584 | 530 | 50 389 | 49 643 | 12 922 | 272 860 | 5 897 | 549 |
| | CAFETERIAS | 87 | 83 | 9 824 | 9 738 | 2 795 | 56 925 | 1 180 | 71 |
| | REFRESHMENT PLACES | 196 | 168 | 8 636 | 8 278 | 1 647 | 35 012 | 896 | 192 |
| S813 | CATERERS | 65 | 61 | 6 498 | 6 440 | 2 006 | 38 710 | 689 | 34 |
| | DRINKING PLACES (ALCOHOLIC BEVERAGES) | 340 | 320 | 27 000 | 26 346 | 3 964 | 85 138 | 1 615 | 372 |
| DRUG STORES, PROPRIETARY STORES | | | | | | | | | |
| S9PT(S91) | TOTAL | 332 | 318 | 62 700 | 62 228 | 7 947 | 161 342 | 2 728 | 259 |
| S91 | DRUG STORES | 320 | 306 | 61 610 | 61 138 | 7 817 | 158 126 | 2 666 | 249 |
| | PROPRIETARY STORES | 12 | 12 | 1 090 | 1 090 | 130 | 3 216 | 62 | 10 |
| OTHER RETAIL STORES | | | | | | | | | |
| S9 Ex.S91 | TOTAL | 1 048 | 722 | 95 331 | 90 445 | 11 778 | 243 420 | 3 293 | 976 |
| S92 | LIQUOR STORES | 147 | 135 | 12 453 | 11 731 | 898 | 17 711 | 354 | 161 |
| S93 | ANTIQUE STORES, SECONDHAND STORES | 149 | 61 | 3 784 | 2 768 | 524 | 10 858 | 200 | 146 |
| S932 | ANTIQUE STORES | 28 | 4 | 242 | (D) | (D) | (D) | (D) | (D) |
| S933 | SECONDHAND STORES | 121 | 57 | 3 542 | (D) | (D) | (D) | (D) | (D) |
| S94 | BOOK, STATIONERY STORES | 32 | 14 | 978 | 750 | 92 | 1 927 | 40 | 28 |
| S942 | BOOK STORES | 19 | 7 | 571 | 443 | 46 | 1 011 | 19 | 18 |
| S943 | STATIONERY STORES | 13 | 7 | 407 | 307 | 46 | 916 | 21 | 10 |
| S95 | SPORTING GOODS STORES, BICYCLE SHOPS | 56 | 30 | 1 925 | 1 543 | 150 | 2 924 | 49 | 63 |
| S952 | SPORTING GOODS STORES | 46 | 24 | 1 561 | 1 259 | 124 | 2 403 | 40 | 51 |
| S953 | BICYCLE SHOPS | 10 | 6 | 364 | 284 | 26 | 521 | 9 | 12 |
| S962 | HAY, GRAIN, FEED STORES | 48 | 42 | 13 352 | 13 176 | 775 | 13 751 | 185 | 38 |
| S969 | OTHER FARM SUPPLY STORES | 27 | 23 | 7 602 | 7 552 | 494 | 8 680 | 121 | 12 |
| | GARDEN SUPPLY STORES | 17 | 15 | 918 | 908 | 142 | 2 099 | 28 | 17 |
| S97 | JEWELRY STORES | 80 | 58 | 9 046 | 8 692 | 1 395 | 27 180 | 358 | 69 |
| S98 | FUEL, ICE DEALERS | 118 | 94 | 26 177 | 25 689 | 3 925 | 90 671 | 963 | 75 |
| S982 | COAL AND WOOD DEALERS | 39 | 35 | 4 994 | 4 756 | 671 | 12 226 | 201 | 30 |
| | ICE DEALERS | 6 | 4 | 303 | (D) | (D) | (D) | (D) | (D) |
| S983 | FUEL OIL DEALERS | 50 | 36 | 16 968 | 16 782 | 2 409 | 61 413 | 593 | 30 |
| S984 | BOTTLED GAS DEALERS | 23 | 19 | 3 912 | (D) | (D) | (D) | (D) | (D) |
| S992 | FLORISTS | 82 | 66 | 4 960 | 4 712 | 922 | 17 851 | 318 | 91 |
| S993 | CIGAR STORES, STANDS | 14 | 6 | 762 | 604 | 58 | 1 100 | 21 | 15 |
| S994 | NEWS DEALERS, NEWSSTANDS | 7 | 3 | 240 | 228 | 48 | 1 100 | 19 | 7 |
| S996 | CAMERA, PHOTOGRAPHIC SUPPLY STORES | 9 | 9 | 1 307 | 1 307 | 190 | 3 452 | 44 | 2 |
| S997 | GIFT, NOVELTY, SOUVENIR SHOPS | 47 | 25 | 1 669 | 1 359 | 170 | 4 026 | 84 | 48 |
| S998 | OPTICAL GOODS STORES | 69 | 69 | 3 858 | 3 858 | 818 | 16 814 | 185 | 59 |
| S999 | TYPEWRITER STORES | 4 | 4 | 666 | 666 | 150 | 2 656 | 34 | 4 |
| | LUGGAGE, LEATHER GOODS STORES | 6 | 6 | 348 | 348 | 63 | 1 575 | 16 | 6 |
| | HOBBY, TOY, GAME STORES | 26 | 14 | 943 | 865 | 115 | 2 579 | 66 | 32 |
| | RELIGIOUS GOODS STORES | 3 | 3 | (D) | (D) | (D) | (D) | (D) | (D) |
| | PET SHOPS | 14 | 8 | 367 | 285 | 36 | 657 | 18 | 10 |
| | OTHER | 93 | 37 | (D) | (D) | (D) | (D) | (D) | (D) |
| NONSTORE RETAILERS* | | | | | | | | | |
| S3 PART* | TOTAL | 445 | 111 | 55 254 | 52 418 | 8 759 | 178 513 | 2 395 | 390 |
| S32 | MAIL-ORDER HOUSES | 11 | 11 | (D) | (D) | (D) | (D) | (D) | (D) |
| S34 | MERCHANDISE VENDING MACHINE OPERATORS | 56 | 34 | (D) | (D) | (D) | (D) | (D) | (D) |
| S35 | DIRECT SELLING (HOUSE-TO-HOUSE) ORGANIZATIONS | 378 | 66 | 20 030 | 17 474 | 4 666 | 96 595 | 1 197 | 346 |

Standard Notes: - Represents zero. (D) Withheld to avoid disclosure. (NA) Not available. (X) Not applicable.
 *Nonstore retailers, part of SIC major group 53, are shown separately in this table.

TABLE 4. Standard Metropolitan Statistical Areas: 1963-Continued

| SIC code | Standard metropolitan statistical area and kind of business | Establishments | | Sales | | Payroll, entire year (\$1,000) | Payroll, workweek ended nearest Nov. 15 (dollars) | Paid employees, workweek ended nearest Nov. 15 (number) | Active proprietors of unincorporated businesses (number) |
|-----------|--|---|-----------------------|-------------------------------------|---------------------------------------|--------------------------------|---|---|--|
| | | Total (number) | With payroll (number) | Total, all establishments (\$1,000) | Establishments with payroll (\$1,000) | | | | |
| | <u>LOUISVILLE, KY.-IND., SMSA</u> | Consists of Jefferson County, Ky., and Clark and Floyd Counties, Ind. | | | | | | | |
| | RETAIL TRADE, TOTAL | 6 001 | 4 475 | 977 470 | 944 792 | 114 051 | 2 240 009 | 36 462 | 5 294 |
| | LUMBER, BUILDING MATERIALS, HARDWARE, FARM EQUIPMENT DEALERS | | | | | | | | |
| 52 | TOTAL | 287 | 197 | 37 539 | 35 619 | 4 898 | 92 416 | 1 049 | 245 |
| 521 | LUMBER YARDS | 32 | 28 | 13 674 | 13 506 | 1 651 | 30 963 | 280 | 18 |
| | BUILDING MATERIALS DEALERS | 36 | 24 | 4 697 | 4 379 | 790 | 15 092 | 163 | 29 |
| 522 | HEATING, PLUMBING EQUIPMENT DEALERS | 21 | 9 | 1 573 | (D) | (D) | (D) | (D) | (D) |
| 523 | PAINT, GLASS, WALLPAPER STORES | 47 | 37 | 3 470 | 3 294 | 704 | 13 867 | 152 | 26 |
| 524 | ELECTRICAL SUPPLY STORES | 9 | 1 | 707 | (D) | (D) | (D) | (D) | (D) |
| 5251 | HARDWARE STORES | 120 | 84 | 8 122 | 7 294 | 839 | 15 968 | 259 | 125 |
| 5252 | FARM EQUIPMENT DEALERS | 22 | 14 | 5 296 | 5 138 | 506 | 9 019 | 110 | 17 |
| | GENERAL MERCHANDISE GROUP STORES* | | | | | | | | |
| 53 PART* | TOTAL | 189 | 159 | 145 241 | 144 851 | 21 352 | 423 975 | 7 799 | 94 |
| 531 | DEPARTMENT STORES | 24 | 24 | 111 076 | 111 076 | 15 931 | 317 653 | 5 668 | 2 |
| 533 | LIMITED PRICE VARIETY STORES | 93 | 77 | 22 074 | 21 852 | 3 583 | 66 156 | 1 542 | 47 |
| 539 | GENERAL MERCHANDISE STORES | 54 | 42 | 10 816 | 10 654 | 1 634 | 37 212 | 524 | 36 |
| | DRY GOODS STORES | 12 | 12 | (D) | (D) | (D) | (D) | (D) | (D) |
| | SEWING, NEEDLEWORK STORES | 6 | 4 | (D) | (D) | (D) | (D) | (D) | (D) |
| | FOOD STORES | | | | | | | | |
| 54 | TOTAL | 1 013 | 669 | 224 805 | 214 009 | 15 830 | 308 646 | 4 956 | 951 |
| 541 | GROCERY STORES, INCLUDING DELICATESSENS | 794 | 508 | 213 015 | 203 479 | 14 159 | 275 144 | 4 261 | 756 |
| 542 | MEAT MARKETS | 21 | 21 | 2 339 | 2 339 | 166 | 3 871 | 71 | 24 |
| | FISH (SEAFOOD) MARKETS | 11 | 11 | 932 | 932 | 89 | 1 898 | 55 | 7 |
| 543 | FRUIT STORES, VEGETABLE MARKETS | 36 | 14 | 1 425 | 651 | 116 | 2 343 | 57 | 27 |
| 544 | CANDY, NUT, CONFECTIONERY STORES | 32 | 16 | 819 | 621 | 56 | 1 380 | 30 | 39 |
| 545 | DAIRY PRODUCTS STORES | 34 | 28 | 1 966 | 1 904 | 235 | 4 752 | 115 | 12 |
| 546 | RETAIL BAKERIES | 74 | 64 | 3 702 | 3 528 | 949 | 18 216 | 348 | 78 |
| 5462 | RETAIL BAKERIES, MANUFACTURING | 56 | 54 | 3 039 | 3 019 | 825 | 15 898 | 305 | 65 |
| 5463 | RETAIL BAKERIES, NONMANUFACTURING | 18 | 10 | 663 | 509 | 124 | 2 318 | 43 | 13 |
| 549 | EGG AND POULTRY DEALERS | 5 | 3 | 421 | 375 | 32 | 473 | 10 | 5 |
| | OTHER | 6 | 4 | 186 | 180 | 28 | 569 | 9 | 3 |
| | AUTOMOTIVE DEALERS | | | | | | | | |
| 55 EX-554 | TOTAL | 356 | 226 | 192 226 | 187 968 | 17 694 | 346 698 | 3 189 | 250 |
| 551 | PASSENGER CAR DEALERS, FRANCHISED | 53 | 53 | 147 989 | 147 989 | 13 277 | 263 242 | 2 286 | 10 |
| | DOMESTIC CAR DEALERS | 41 | 41 | 128 911 | 128 911 | 11 298 | 225 504 | 1 913 | 10 |
| | IMPORTED CAR DEALERS | 4 | 4 | (D) | (D) | (D) | (D) | (D) | - |
| | DOMESTIC AND IMPORTED CAR DEALERS | 8 | 8 | (D) | (D) | (D) | (D) | (D) | - |
| 552 | PASSENGER CAR DEALERS, NONFRANCHISED | 156 | 58 | 20 438 | 17 328 | 1 435 | 24 065 | 269 | 145 |
| 553 | TIRE, BATTERY, ACCESSORY DEALERS | 86 | 68 | 12 307 | 11 815 | 1 917 | 38 230 | 376 | 61 |
| | HOME AND AUTO SUPPLY STORES | 24 | 24 | 5 538 | 5 538 | 683 | 13 513 | 176 | 3 |
| 559 | MISCELLANEOUS AIRCRAFT, MARINE, AUTOMOTIVE DEALERS | 37 | 23 | 5 954 | 5 298 | 382 | 7 648 | 82 | 31 |
| | AIRCRAFT, BOAT, MOTORCYCLE DEALERS | 15 | 11 | 1 790 | 1 762 | 186 | 4 080 | 39 | 12 |
| | HOUSEHOLD TRAILER DEALERS | 18 | 12 | 4 054 | 3 506 | 193 | 3 568 | 43 | 15 |
| | OTHER AUTOMOTIVE DEALERS | 4 | - | 110 | 30 | 3 | - | - | 4 |
| | GASOLINE SERVICE STATIONS | | | | | | | | |
| 55PT(554) | TOTAL | 769 | 673 | 71 480 | 68 434 | 6 533 | 137 193 | 2 243 | 710 |
| | APPAREL, ACCESSORY STORES | | | | | | | | |
| 56 | TOTAL | 361 | 321 | 51 223 | 50 543 | 7 904 | 146 717 | 2 932 | 256 |
| 561,567 | MEN'S, BOYS' APPAREL STORES, CUSTOM TAILORS | 60 | 52 | 13 503 | 13 175 | 2 325 | 43 165 | 801 | 45 |
| 561 | MEN'S, BOYS' CLOTHING AND FURNISHINGS STORES | 50 | 48 | 13 044 | 12 782 | 2 224 | 41 428 | 765 | 35 |
| 567 | CUSTOM TAILORS | 10 | 4 | 459 | 393 | 101 | 1 737 | 36 | 10 |
| 562-3,568 | WOMEN'S CLOTHING, SPECIALTY STORES | 130 | 114 | 19 917 | 19 795 | 3 106 | 56 927 | 1 223 | 98 |
| 562 | WOMEN'S READY-TO-WEAR STORES | 84 | 78 | 16 304 | 16 252 | 2 613 | 48 038 | 1 008 | 55 |
| 563,568 | WOMEN'S ACCESSORY, SPECIALTY STORES, FURRIERS | 46 | 36 | 3 613 | 3 543 | 493 | 8 889 | 215 | 43 |
| 563 | MILLINERY STORES | 6 | 6 | 296 | 296 | 44 | 922 | 26 | 5 |
| | CORSET, LINGERIE STORES | 2 | - | 19 | (D) | (D) | - | - | 2 |
| | HOSIERY STORES | 3 | 1 | (D) | (D) | (D) | (D) | (D) | (D) |
| | APPAREL, ACCESSORY, OTHER SPECIALTY STORES | 21 | 21 | (D) | (D) | (D) | (D) | (D) | 18 |
| 568 | FURRIERS, FUR SHOPS | 14 | 8 | 554 | 510 | 85 | 1 472 | 26 | 14 |
| 565 | FAMILY CLOTHING STORES | 55 | 45 | 8 486 | 8 310 | 1 121 | 21 479 | 462 | 51 |
| 566 | SHOE STORES | 107 | 101 | 8 469 | 8 415 | 1 232 | 23 154 | 402 | 57 |
| | MEN'S SHOE STORES | 14 | 14 | (D) | (D) | (D) | (D) | (D) | (D) |
| | WOMEN'S SHOE STORES | 32 | 32 | 3 060 | 3 060 | 468 | 8 852 | 149 | 18 |
| | CHILDREN'S, JUVENILES' SHOE STORES | 2 | 2 | (D) | (D) | (D) | (D) | (D) | (D) |
| | FAMILY SHOE STORES | 59 | 53 | 4 287 | 4 233 | 609 | 11 542 | 213 | 34 |
| 564 | CHILDREN'S, INFANTS' WEAR STORES | 8 | 8 | (D) | (D) | (D) | (D) | (D) | (D) |
| 569 | MISCELLANEOUS APPAREL, ACCESSORY STORES | 1 | 1 | (D) | (D) | (D) | (D) | (D) | (D) |

Standard Notes: - Represents zero. (D) Withheld to avoid disclosure. (NA) Not available. (X) Not applicable.
 *Nonstore retailers, part of SIC major group 53, are shown separately in this table.

TABLE 4. Standard Metropolitan Statistical Areas: 1963-Continued

| SIC code | Standard metropolitan statistical area and kind of business | Establishments | | Sales | | Payroll, entire year (\$1,000) | Payroll, workweek ended nearest Nov. 15 (dollars) | Paid employees, workweek ended nearest Nov. 15 (number) | Active proprietors of unincorporated businesses (number) |
|---|---|----------------|--------------|---------------------------|-----------------------------|--------------------------------|---|---|--|
| | | Total | With payroll | Total, all establishments | Establishments with payroll | | | | |
| | | (number) | (number) | (\$1,000) | (\$1,000) | | | | |
| LOUISVILLE, KY.-IND., SMSA-Continued | | | | | | | | | |
| FURNITURE, HOME FURNISHINGS, EQUIPMENT STORES | | | | | | | | | |
| 57 | TOTAL | 278 | 218 | 43 609 | 42 507 | 6 979 | 128 497 | 1 493 | 194 |
| 571 | FURNITURE, HOME FURNISHINGS STORES | 168 | 124 | 27 569 | 26 711 | 4 750 | 86 889 | 975 | 114 |
| 5712 | FURNITURE STORES | 120 | 92 | 22 746 | 22 192 | 3 764 | 68 622 | 746 | 79 |
| 5713 | FLOOR COVERING STORES | 26 | 18 | 3 148 | 2 920 | 571 | 10 671 | 110 | 20 |
| 5714 | DRAPERY, CURTAIN, UPHOLSTERY STORES | 11 | 5 | 742 | 714 | 126 | 2 225 | 30 | 8 |
| 5715 | CHINA, GLASSWARE, METALWARE STORES | 6 | 6 | 715 | 715 | 244 | 4 565 | 77 | 3 |
| 5719 | MISCELLANEOUS HOME FURNISHINGS STORES | 5 | 3 | 218 | 170 | 45 | 806 | 12 | 4 |
| 572 | HOUSEHOLD APPLIANCE STORES | 61 | 55 | 10 275 | 10 145 | 1 210 | 21 923 | 260 | 41 |
| 5732 | RADIO, TELEVISION STORES | 23 | 21 | 2 560 | 2 534 | 346 | 7 016 | 91 | 21 |
| 5733 | MUSIC STORES | 26 | 18 | 3 205 | 3 117 | 673 | 12 669 | 167 | 18 |
| | RECORD SHOPS | 8 | 6 | 285 | 273 | 27 | 628 | 15 | 9 |
| | MUSICAL INSTRUMENT STORES | 18 | 12 | 2 920 | 2 844 | 646 | 12 041 | 152 | 9 |
| EATING, DRINKING PLACES | | | | | | | | | |
| 58 | TOTAL | 1 275 | 1 039 | 78 895 | 75 317 | 16 402 | 341 324 | 7 838 | 1 271 |
| 5812 | EATING PLACES | 792 | 662 | 56 274 | 54 638 | 13 393 | 278 887 | 6 493 | 730 |
| | RESTAURANTS, LUNCHROOMS | 552 | 468 | 38 725 | 37 693 | 9 412 | 186 320 | 4 430 | 498 |
| | CAFETERIAS | 52 | 52 | 7 046 | 7 046 | 1 931 | 38 589 | 907 | 48 |
| | REFRESHMENT PLACES | 140 | 108 | 6 372 | 6 018 | 1 105 | 32 556 | 794 | 137 |
| | CATERERS | 48 | 34 | 4 131 | 3 881 | 945 | 21 422 | 362 | 47 |
| 5813 | DRINKING PLACES (ALCOHOLIC BEVERAGES) | 483 | 377 | 22 621 | 20 679 | 3 009 | 62 437 | 1 345 | 541 |
| DRUG STORES, PROPRIETARY STORES | | | | | | | | | |
| 59PT(591) | TOTAL | 256 | 242 | 44 127 | 43 737 | 6 019 | 109 885 | 1 994 | 188 |
| 591 | DRUG STORES | 245 | 233 | 42 981 | 42 605 | 5 918 | 108 074 | 1 960 | 179 |
| | PROPRIETARY STORES | 11 | 9 | 1 146 | 1 132 | 101 | 1 811 | 34 | 9 |
| OTHER RETAIL STORES | | | | | | | | | |
| 59 EX.591 | TOTAL | 907 | 661 | 64 296 | 60 084 | 7 135 | 138 392 | 2 161 | 864 |
| 592 | LIQUOR STORES | 263 | 239 | 26 158 | 25 092 | 1 593 | 32 263 | 612 | 299 |
| 593 | ANTIQUARIAN STORES, SECONOHANO STORES | 140 | 80 | 4 642 | 4 056 | 685 | 13 427 | 203 | 148 |
| 5932 | ANTIQUARIAN STORES | 24 | 6 | 680 | 496 | 144 | 3 035 | 37 | 26 |
| 5933 | SECONOHANO STORES | 116 | 74 | 3 962 | 3 560 | 541 | 10 392 | 166 | 122 |
| 594 | BOOK, STATIONERY STORES | 17 | 15 | 1 122 | 1 104 | 223 | 4 420 | 86 | 15 |
| 5942 | BOOK STORES | 5 | 3 | (0) | (0) | (0) | (0) | (0) | (0) |
| 5943 | STATIONERY STORES | 12 | 12 | (0) | (0) | (0) | (0) | (0) | (0) |
| 595 | SPORTING GOODS STORES, BICYCLE SHOPS | 37 | 25 | 2 646 | 2 398 | 299 | 6 536 | 118 | 27 |
| 5952 | SPORTING GOODS STORES | 29 | 19 | 2 229 | 2 017 | 245 | 5 678 | 104 | 22 |
| 5953 | BICYCLE SHOPS | 8 | 6 | 417 | 381 | 54 | 858 | 14 | 5 |
| 5962 | HAY, GRAIN, FEED STORES | 27 | 23 | 3 888 | 3 750 | 259 | 4 829 | 71 | 21 |
| 5969 | OTHER FARM SUPPLY STORES | 5 | 5 | 620 | 620 | 63 | 1 078 | 17 | 4 |
| | GARDEN SUPPLY STORES | 6 | 6 | 737 | 737 | 177 | 2 612 | 37 | 3 |
| 597 | JEWELRY STORES | 69 | 43 | 5 725 | 5 335 | 904 | 16 663 | 235 | 59 |
| 598 | FUEL, ICE DEALERS | 67 | 37 | 5 004 | 4 622 | 669 | 13 696 | 177 | 56 |
| 5982 | COAL AND WOOD DEALERS | 22 | 14 | 2 210 | 2 092 | 276 | 5 508 | 79 | 19 |
| | ICE DEALERS | 14 | 4 | 391 | (0) | (0) | (0) | (0) | (0) |
| 5983 | FUEL OIL DEALERS | 15 | 7 | 619 | (0) | (0) | (0) | (0) | (0) |
| 5984 | BOTTLED GAS DEALERS | 16 | 12 | 1 784 | 1 766 | 309 | 6 111 | 70 | 6 |
| 5992 | FLORISTS | 72 | 50 | 2 967 | 2 681 | 409 | 7 257 | 138 | 76 |
| 5993 | CIGAR STORES, STANOS | 13 | 7 | 583 | 487 | 53 | 862 | 19 | 11 |
| 5994 | NEWS DEALERS, NEWSSTANOS | 9 | 3 | 404 | 192 | 19 | 351 | 7 | 10 |
| 5996 | CAMERA, PHOTOGRAPHIC SUPPLY STORES | 8 | 8 | 1 197 | 1 197 | 149 | 3 268 | 31 | 3 |
| 5997 | GIFT, NOVELTY, SOUVENIR SHOPS | 22 | 14 | 728 | 706 | 94 | 2 119 | 46 | 19 |
| 5998 | OPTICAL GOODS STORES | 66 | 64 | 3 280 | 3 230 | 864 | 17 566 | 197 | 40 |
| 5999 | TYPEWRITER STORES | 3 | 3 | (0) | (0) | (0) | (0) | (0) | (0) |
| | LUGGAGE, LEATHER GOODS STORES | 4 | 4 | 506 | 500 | 90 | 1 445 | 19 | - |
| | HOBBY, TOY, GAME SHOPS | 17 | 11 | 787 | 761 | 102 | 1 952 | 36 | 13 |
| | RELIGIOUS GOODS STORES | - | - | 20 | - | - | - | - | - |
| | PET SHOPS | 13 | 3 | (0) | (0) | (0) | (0) | (0) | (0) |
| | OTHER | 49 | 21 | 2 307 | 1 933 | 350 | 5 986 | 82 | 42 |
| NONSTORE RETAILERS* | | | | | | | | | |
| 53 PART* | TOTAL | 310 | 70 | 24 029 | 21 723 | 3 305 | 66 266 | 808 | 271 |
| 532 | MAIL-ORDER HOUSES | 6 | 4 | 733 | 725 | 101 | 2 760 | 43 | 3 |
| 534 | MERCHANDISE VENDING MACHINE OPERATORS | 54 | 28 | 12 947 | 12 615 | 1 357 | 25 187 | 261 | 39 |
| 535 | DIRECT SELLING (HOUSE-TO-HOUSE) ORGANIZATIONS | 250 | 38 | 10 349 | 8 383 | 1 847 | 38 319 | 504 | 229 |

Standard Notes: - Represents zero. (D) Withheld to avoid disclosure. (NA) Not available. (X) Not applicable.
 *Nonstore retailers, part of SIC major group 53, are shown separately in this table.

TABLE 4. Standard Metropolitan Statistical Areas: 1963-Continued

| SIC code | Standard metropolitan statistical area and kind of business | Establishments | | Sales | | Payroll, entire year (\$1,000) | Payroll, workweek ended nearest Nov. 15 (dollars) | Paid employees, workweek ended nearest Nov. 15 (number) | Active proprietors of unincorporated businesses (number) |
|--------------------|--|--|-----------------------|-------------------------------------|---------------------------------------|--------------------------------|---|---|--|
| | | Total (number) | With payroll (number) | Total, all establishments (\$1,000) | Establishments with payroll (\$1,000) | | | | |
| MUNCIE SMSA | | Coextensive with Delaware County, Ind. | | | | | | | |
| | RETAIL TRADE, TOTAL | 1 003 | 793 | 153 291 | 148 473 | 17 688 | 351 789 | 5 603 | 870 |
| | LUMBER, BUILDING MATERIALS, HARDWARE, FARM EQUIPMENT DEALERS | | | | | | | | |
| 52 | TOTAL | 74 | 58 | 9 392 | 9 076 | 1 235 | 23 754 | 274 | 55 |
| 521 | LUMBER YARDS | 14 | 14 | 3 996 | 3 996 | 491 | 9 505 | 100 | 3 |
| | BUILDING MATERIALS DEALERS | 7 | 7 | 1 253 | 1 253 | 162 | 2 935 | 36 | 4 |
| 522 | HEATING, PLUMBING EQUIPMENT DEALERS | 8 | 4 | 439 | 355 | 93 | 1 825 | 19 | 5 |
| 523 | PAINT, GLASS, WALLPAPER STORES | 14 | 12 | 1 336 | 1 266 | 266 | 5 298 | 54 | 8 |
| 524 | ELECTRICAL SUPPLY STORES | - | - | - | - | - | - | - | - |
| 5251 | HARDWARE STORES | 22 | 12 | 794 | 632 | 107 | 2 065 | 38 | 25 |
| 5252 | FARM EQUIPMENT DEALERS | 9 | 9 | 1 574 | 1 574 | 116 | 2 126 | 27 | 10 |
| | GENERAL MERCHANDISE GROUP STORES* | | | | | | | | |
| 53 PART* | TOTAL | 34 | 28 | 19 933 | 19 809 | 2 258 | 43 899 | 872 | 22 |
| 531 | DEPARTMENT STORES | 5 | 5 | 15 411 | 15 411 | 1 481 | 29 614 | 550 | - |
| 533 | LIMITED PRICE VARIETY STORES | 21 | 15 | 2 900 | 2 776 | 475 | 8 812 | 204 | 14 |
| 539 | GENERAL MERCHANDISE STORES | 7 | 7 | (D) | (D) | (D) | (D) | (D) | (D) |
| | DRY GOODS STORES | - | - | - | - | - | - | - | - |
| | SEWING, NEEDLEWORK STORES | 1 | 1 | (D) | (D) | (D) | (D) | (D) | (D) |
| | FOOD STORES | | | | | | | | |
| 54 | TOTAL | 118 | 84 | 30 577 | 29 965 | 2 273 | 43 767 | 799 | 118 |
| 541 | GROCERY STORES, INCLUDING DELICATESSENS | 97 | 65 | 28 792 | 28 200 | 2 061 | 39 838 | 718 | 94 |
| 542 | MEAT MARKETS | 4 | 2 | (D) | (D) | (D) | (D) | (D) | (D) |
| | FISH (SEAFOOD) MARKETS | - | - | - | - | - | - | - | - |
| 543 | FRUIT STORES, VEGETABLE MARKETS | 3 | 3 | 1 094 | 1 094 | 76 | 1 022 | 17 | 5 |
| 544 | CANDY, NUT, CONFECTIONERY STORES | 7 | 7 | 132 | 132 | 21 | 568 | 19 | 8 |
| 545 | DAIRY PRODUCTS STORES | - | - | - | - | - | - | - | - |
| 546 | RETAIL BAKERIES | 6 | 6 | 246 | 246 | 79 | 1 603 | 33 | 5 |
| 5462 | RETAIL BAKERIES, MANUFACTURING | 4 | 4 | (D) | (D) | (D) | (D) | (D) | (D) |
| 5463 | RETAIL BAKERIES, NONMANUFACTURING | 2 | 2 | (D) | (D) | (D) | (D) | (D) | (D) |
| 549 | EGG AND POULTRY DEALERS | 1 | 1 | (D) | (D) | (D) | (D) | (D) | (D) |
| | OTHER | - | - | - | - | - | - | - | - |
| | AUTOMOTIVE DEALERS | | | | | | | | |
| 55 EX. 554 | TOTAL | 78 | 60 | 29 171 | 28 437 | 2 846 | 56 706 | 594 | 65 |
| 551 | PASSENGER CAR DEALERS, FRANCHISED | 15 | 15 | 20 166 | 20 166 | 1 761 | 35 869 | 345 | 5 |
| | DOMESTIC CAR DEALERS | 13 | 13 | (D) | (D) | (D) | (D) | (D) | (D) |
| | IMPORTED CAR DEALERS | 1 | 1 | (D) | (D) | (D) | (D) | (D) | (D) |
| | DOMESTIC AND IMPORTED CAR DEALERS | 1 | 1 | (D) | (D) | (D) | (D) | (D) | (D) |
| 552 | PASSENGER CAR DEALERS, NONFRANCHISED | 34 | 20 | 4 375 | 4 053 | 454 | 8 166 | 98 | 36 |
| 553 | TIRE, BATTERY, ACCESSORY DEALERS | 16 | 14 | 2 288 | 2 270 | 417 | 8 486 | 95 | 10 |
| | HOME AND AUTO SUPPLY STORES | 3 | 3 | 910 | 910 | 148 | 3 165 | 42 | - |
| 559 | MISCELLANEOUS AIRCRAFT, MARINE, AUTOMOTIVE DEALERS | 10 | 8 | 1 432 | 1 038 | 66 | 1 020 | 14 | 14 |
| | AIRCRAFT, BOAT, MOTORCYCLE DEALERS | 4 | 4 | (D) | (D) | (D) | (D) | (D) | (D) |
| | HOUSEHOLD TRAILER DEALERS | 6 | 4 | (D) | (D) | (D) | (D) | (D) | (D) |
| | OTHER AUTOMOTIVE DEALERS | - | - | - | - | - | - | - | - |
| | GASOLINE SERVICE STATIONS | | | | | | | | |
| 55PT(554) | TOTAL | 138 | 120 | 11 112 | 10 502 | 942 | 20 454 | 338 | 136 |
| | APPAREL, ACCESSORY STORES | | | | | | | | |
| 56 | TOTAL | 77 | 73 | 8 708 | 8 678 | 1 062 | 19 489 | 364 | 47 |
| 561, 567 | MEN'S, BOYS' APPAREL STORES, CUSTOM TAILORS | 18 | 16 | 1 533 | 1 519 | 227 | 3 647 | 70 | 16 |
| 561 | MEN'S, BOYS' CLOTHING AND FURNISHINGS STORES | 15 | 15 | (D) | (D) | (D) | (D) | (D) | (D) |
| 567 | CUSTOM TAILORS | 3 | 1 | (D) | (D) | (D) | (D) | (D) | (D) |
| 562-3, 568 | WOMEN'S CLOTHING, SPECIALTY STORES | 29 | 29 | 4 154 | 4 154 | 400 | 7 628 | 154 | 16 |
| 562 | WOMEN'S READY-TO-WEAR STORES | 18 | 18 | 3 608 | 3 608 | 330 | 6 156 | 122 | 11 |
| 563, 568 | WOMEN'S ACCESSORY, SPECIALTY STORES, FURRIERS | 11 | 11 | 546 | 546 | 70 | 1 472 | 32 | 5 |
| 563 | MILLINERY STORES | 3 | 3 | (D) | (D) | (D) | (D) | (D) | (D) |
| | CORSET, LINGERIE STORES | - | - | - | - | - | - | - | - |
| | HOSIERY STORES | 1 | 1 | (D) | (D) | (D) | (D) | (D) | (D) |
| | APPAREL, ACCESSORY, OTHER SPECIALTY STORES | 6 | 6 | 320 | 320 | 41 | 808 | 18 | 4 |
| 568 | FURRIERS, FUR SHOPS | 1 | 1 | (D) | (D) | (D) | (D) | (D) | (D) |
| 565 | FAMILY CLOTHING STORES | 5 | 5 | 634 | 634 | 84 | 1 967 | 36 | 3 |
| 566 | SHOE STORES | 21 | 19 | 2 128 | 2 112 | 325 | 5 731 | 90 | 7 |
| | MEN'S SHOE STORES | 1 | 1 | (D) | (D) | (D) | (D) | (D) | (D) |
| | WOMEN'S SHOE STORES | 4 | 4 | (D) | (D) | (D) | (D) | (D) | (D) |
| | CHILDREN'S, JUVENILE'S SHOE STORES | 1 | 1 | (D) | (D) | (D) | (D) | (D) | (D) |
| | FAMILY SHOE STORES | 15 | 13 | 1 680 | 1 664 | 255 | 4 201 | 68 | 3 |
| 564 | CHILDREN'S, INFANTS' WEAR STORES | 4 | 4 | 259 | 259 | 26 | 516 | 14 | 5 |
| 569 | MISCELLANEOUS APPAREL, ACCESSORY STORES | - | - | - | - | - | - | - | - |

Standard Notes: - Represents zero. (D) Withheld to avoid disclosure. (NA) Not available. (X) Not applicable.
 *Nonstore retailers, part of SIC major group 53, are shown separately in this table.

TABLE 4. Standard Metropolitan Statistical Areas: 1963-Continued

| SIC code | Standard metropolitan statistical area and kind of business | Establishments | | Sales | | Payroll, entire year (\$1,000) | Payroll, workweek ended nearest Nov. 15 (dollars) | Paid employees, workweek ended nearest Nov. 15 (number) | Active proprietors of unincorporated businesses (number) |
|--|---|----------------|-----------------------|-------------------------------------|---------------------------------------|--------------------------------|---|---|--|
| | | Total (number) | With payroll (number) | Total, all establishments (\$1,000) | Establishments with payroll (\$1,000) | | | | |
| MUNCIE SMSA-Continued | | | | | | | | | |
| FURNITURE, HOME FURNISHINGS, EQUIPMENT STORES | | | | | | | | | |
| S7 | TOTAL | 68 | 58 | 9 172 | 9 038 | 1 570 | 32 493 | 380 | 46 |
| S71 | FURNITURE, HOME FURNISHINGS STORES | 28 | 26 | 4 950 | 4 940 | 1 020 | 21 666 | 250 | 18 |
| S712 | FURNITURE STORES | 20 | 18 | 3 983 | 3 973 | 829 | 16 840 | 201 | 12 |
| S713 | FLOOR COVERING STORES | 4 | 4 | 763 | 763 | 145 | 4 066 | 34 | 1 |
| S714 | DRAPERY, CURTAIN, UPHOLSTERY STORES | 3 | 3 | (D) | (D) | (D) | (D) | (D) | (D) |
| S715 | CHINA, GLASSWARE, METALWARE STORES | - | - | - | - | - | - | - | - |
| S719 | MISCELLANEOUS HOME FURNISHINGS STORES | 1 | 1 | (D) | (D) | (D) | (D) | (D) | (D) |
| S72 | HOUSEHOLD APPLIANCE STORES | 23 | 19 | 2 236 | 2 186 | 324 | 6 211 | 79 | 15 |
| S732 | RADIO, TELEVISION STORES | 9 | 7 | 1 061 | 1 035 | 124 | 2 605 | 28 | 8 |
| S733 | MUSIC STORES | 8 | 6 | 925 | 877 | 102 | 2 011 | 23 | 5 |
| | RECORD SHOPS | 5 | 3 | (D) | (D) | (D) | (D) | (D) | (D) |
| | MUSICAL INSTRUMENT STORES | 3 | 3 | (D) | (D) | (D) | (D) | (D) | (D) |
| EATING, DRINKING PLACES | | | | | | | | | |
| S8 | TOTAL | 185 | 157 | 11 583 | 11 171 | 2 496 | 52 942 | 1 189 | 185 |
| S812 | EATING PLACES | 143 | 117 | 8 228 | 7 882 | 2 002 | 41 991 | 972 | 148 |
| | RESTAURANTS, LUNCHROOMS | 82 | 64 | 5 498 | 5 338 | 1 347 | 28 643 | 655 | 87 |
| | CAFETERIAS | 7 | 7 | 675 | 675 | 201 | 3 799 | 80 | 5 |
| | REFRESHMENT PLACES | 48 | 40 | 1 897 | 1 711 | 400 | 8 499 | 212 | 52 |
| | CATERERS | 6 | 6 | 158 | 158 | 54 | 1 050 | 25 | 4 |
| S813 | DRINKING PLACES (ALCOHOLIC BEVERAGES) | 42 | 40 | 3 355 | 3 289 | 494 | 10 951 | 217 | 37 |
| DRUG STORES, PROPRIETARY STORES | | | | | | | | | |
| S9PT(S91) | TOTAL | 25 | 25 | 6 058 | 6 058 | 692 | 16 082 | 241 | 16 |
| S91 | DRUG STORES | 21 | 21 | 5 292 | 5 292 | 621 | 14 533 | 211 | 13 |
| | PROPRIETARY STORES | 4 | 4 | 766 | 766 | 71 | 1 549 | 30 | 3 |
| OTHER RETAIL STORES | | | | | | | | | |
| S9 EX+S91 | TOTAL | 157 | 121 | 14 618 | 13 058 | 1 990 | 35 491 | 477 | 138 |
| S92 | LIQUOR STORES | 21 | 19 | 1 713 | 1 659 | 115 | 2 291 | 43 | 16 |
| S93 | ANTIQUES, SECONDHAND STORES | 21 | 11 | 1 135 | 417 | 33 | 961 | 19 | 22 |
| S932 | ANTIQUARIAN STORES | 3 | 1 | 38 | (D) | (D) | (D) | (D) | (D) |
| S933 | SECONDHAND STORES | 18 | 10 | 1 097 | (D) | (D) | (D) | (D) | (D) |
| S94 | BOOK, STATIONERY STORES | 4 | 4 | 242 | 242 | 41 | 956 | 18 | 2 |
| S942 | BOOK STORES | 2 | 2 | (D) | (D) | (D) | (D) | (D) | (D) |
| S943 | STATIONERY STORES | 2 | 2 | (D) | (D) | (D) | (D) | (D) | (D) |
| S95 | SPORTING GOODS STORES, BICYCLE SHOPS | 8 | 6 | 398 | 384 | 32 | 635 | 10 | 9 |
| S952 | SPORTING GOODS STORES | 6 | 6 | 384 | 384 | 32 | 635 | 10 | 7 |
| S953 | BICYCLE SHOPS | 2 | - | 14 | - | - | - | - | 2 |
| S962 | HAY, GRAIN, FEED STORES | 12 | 10 | 2 012 | 1 534 | 105 | 2 451 | 31 | 10 |
| S969 | OTHER FARM SUPPLY STORES | 10 | 4 | 754 | 662 | 48 | 859 | 12 | 7 |
| | GARDEN SUPPLY STORES | 4 | 4 | 480 | 480 | 39 | 1 598 | 23 | 7 |
| S97 | JEWELRY STORES | 12 | 12 | 2 106 | 2 106 | 448 | 8 407 | 89 | 6 |
| S98 | FUEL, ICE DEALERS | 19 | 13 | 2 310 | 2 152 | 357 | 7 274 | 89 | 12 |
| S982 | COAL AND WOOD DEALERS | 4 | 2 | 499 | (D) | (D) | (D) | (D) | (D) |
| | ICE DEALERS | - | - | - | - | - | - | - | - |
| S983 | FUEL OIL DEALERS | 11 | 7 | 1 374 | (D) | (D) | (D) | (D) | (D) |
| S984 | BOTTLED GAS DEALERS | 4 | 4 | 437 | 437 | 87 | 1 661 | 13 | 1 |
| S992 | FLORISTS | 9 | 9 | 520 | 520 | 83 | 1 586 | 25 | 11 |
| S993 | CIGAR STORES, STANOS | 6 | 6 | 264 | 264 | 30 | 472 | 10 | 7 |
| S994 | NEWS DEALERS, NEWSSTANDS | - | - | - | - | - | - | - | - |
| S996 | CAMERA, PHOTOGRAPHIC SUPPLY STORES | 2 | 2 | (D) | (D) | (D) | (D) | (D) | (D) |
| S997 | GIFT, NOVELTY, SOUVENIR SHOPS | 2 | 2 | (D) | (D) | (D) | (D) | (D) | (D) |
| S998 | OPTICAL GOODS STORES | 8 | 8 | 398 | 398 | 61 | 1 427 | 16 | 8 |
| S999 | TYPEWRITER STORES | 1 | 1 | (D) | (D) | (D) | (D) | (D) | (D) |
| | LUGGAGE, LEATHER GOODS STORES | 2 | 2 | (D) | (D) | (D) | (D) | (D) | (D) |
| | HOBBY, TOY, GAME SHOPS | - | - | - | - | - | - | - | - |
| | RELIGIOUS GOODS STORES | - | - | - | - | - | - | - | - |
| | PET SHOPS | - | - | - | - | - | - | - | - |
| | OTHER | 16 | 8 | 1 881 | 1 835 | 539 | 5 449 | 73 | 18 |
| NONSTORE RETAILERS* | | | | | | | | | |
| S3 PART* | TOTAL | 49 | 9 | 2 967 | 2 681 | 324 | 6 712 | 75 | 42 |
| S32 | MAIL-ORDER HOUSES | 1 | 1 | (D) | (D) | (D) | (D) | (D) | (D) |
| S34 | MERCHANDISE VENDING MACHINE OPERATORS | 9 | 5 | 1 905 | 1 881 | 208 | 3 849 | 43 | 5 |
| S35 | DIRECT SELLING (HOUSE-TO-HOUSE) ORGANIZATIONS | 39 | 3 | (D) | (D) | (D) | (D) | (D) | (D) |

Standard Notes: - Represents zero. (D) Withheld to avoid disclosure. (NA) Not available. (X) Not applicable.
 *Nonstore retailers, part of SIC major group 53, are shown separately in this table.

TABLE 4. Standard Metropolitan Statistical Areas: 1963-Continued

| SIC code | Standard metropolitan statistical area and kind of business | Establishments | | Sales | | Payroll, entire year (\$1,000) | Payroll, workweek ended nearest Nov. 15 (dollars) | Paid employees, workweek ended nearest Nov. 15 (number) | Active proprietors of unincorporated businesses (number) |
|------------------------|--|--|--------------------------|--|--|-----------------------------------|--|--|---|
| | | Total (number) | With payroll (number) | Total, all establishments (\$1,000) | Establishments with payroll (\$1,000) | | | | |
| SOUTH BEND SMSA | | Consists of St. Joseph and Marshall Counties, Ind. | | | | | | | |
| | RETAIL TRADE, TOTAL | 2 422 | 1 878 | 391 677 | 379 457 | 44 9DD | 871 875 | 13 583 | 2 162 |
| | LUMBER, BUILDING MATERIALS, HARDWARE, FARM EQUIPMENT DEALERS | | | | | | | | |
| 52 | TOTAL | 171 | 145 | 23 782 | 23 248 | 3 33D | 6D D18 | 7D7 | 126 |
| 521 | LUMBER YARDS | 27 | 27 | 8 223 | 8 223 | 1 352 | 22 885 | 241 | 10 |
| | BUILDING MATERIALS DEALERS | 19 | 19 | 3 695 | 3 695 | 483 | 9 D53 | 93 | 9 |
| 522 | HEATING, PLUMBING EQUIPMENT DEALERS | 19 | 15 | 1 425 | 1 4D9 | 296 | 6 1D3 | 59 | 18 |
| 523 | PAINT, GLASS, WALLPAPER STORES | 28 | 24 | 1 793 | 1 749 | 248 | 5 311 | 75 | 19 |
| 524 | ELECTRICAL SUPPLY STORES | 1 | 1 | (D) | (D) | (D) | (D) | (D) | (D) |
| 5251 | HARDWARE STORES | 53 | 39 | 3 978 | 3 554 | 548 | 9 313 | 145 | 45 |
| 5252 | FARM EQUIPMENT DEALERS | 24 | 2D | (D) | (D) | (D) | (D) | (D) | (D) |
| | GENERAL MERCHANDISE GROUP STORES* | | | | | | | | |
| 53 PART* | TOTAL | 107 | 87 | 57 211 | 56 815 | 8 012 | 165 338 | 2 610 | 49 |
| 531 | DEPARTMENT STORES | 9 | 9 | 42 699 | 42 699 | 6 190 | 129 979 | 1 884 | - |
| 533 | LIMITED PRICE VARIETY STORES | 65 | 57 | 8 291 | 8 163 | 1 251 | 23 128 | 538 | 26 |
| 539 | GENERAL MERCHANDISE STORES | 22 | 14 | 5 762 | 5 514 | 529 | 11 360 | 162 | 13 |
| | DRY GOODS STORES | 7 | 5 | 414 | (D) | (D) | (D) | (D) | (D) |
| | SEWING, NEEDLEWORK STORES | 4 | 2 | 45 | (D) | (D) | (D) | (D) | (D) |
| | FOOD STORES | | | | | | | | |
| 54 | TOTAL | 345 | 245 | 81 9D2 | 78 8D8 | 5 616 | 108 9D0 | 1 866 | 332 |
| 541 | GRDCERY STORES, INCLUDING DELICATESSENS | 252 | 176 | 75 27D | 72 554 | 4 751 | 92 185 | 1 578 | 250 |
| 542 | MEAT MARKETS | 17 | 15 | 1 832 | 1 744 | 155 | 2 778 | 49 | 17 |
| | FISH (SEAFOOD) MARKETS | 3 | 3 | 62 | 62 | 5 | 130 | 5 | 2 |
| 543 | FRUIT STORES, VEGETABLE MARKETS | 7 | 5 | 372 | 336 | 25 | 481 | 8 | 9 |
| 544 | CANDY, NUT, CONFECTIONERY STORES | 14 | 10 | 381 | 355 | 43 | 1 284 | 28 | 11 |
| 545 | DAIRY PRODUCTS STORES | 19 | 13 | 636 | 450 | 52 | 753 | 26 | 8 |
| 546 | RETAIL BAKERIES | 23 | 19 | 1 355 | 1 343 | 391 | 7 226 | 128 | 27 |
| 5462 | RETAIL BAKERIES, MANUFACTURING | 21 | 19 | 1 351 | 1 343 | 391 | 7 226 | 128 | 23 |
| 5463 | RETAIL BAKERIES, NONMANUFACTURING | 2 | - | 4 | - | - | - | - | 4 |
| 549 | EGG AND POULTRY DEALERS | 1 | 1 | (D) | (D) | (D) | (D) | (D) | (D) |
| | OTHER | 9 | 3 | (D) | (D) | (D) | (D) | (D) | (D) |
| | AUTOMOTIVE DEALERS | | | | | | | | |
| 55 EX-554 | TOTAL | 124 | 1D0 | 81 410 | 80 7D4 | 7 224 | 124 458 | 1 256 | 91 |
| 551 | PASSENGER CAR DEALERS, FRANCHISED | 41 | 41 | 72 550 | 72 550 | 6 387 | 1D9 340 | 1 D67 | 16 |
| | DOMESTIC CAR DEALERS | 35 | 35 | 60 121 | 60 121 | 4 767 | 82 513 | 812 | 16 |
| | IMPORTED CAR DEALERS | 2 | 2 | (D) | (D) | (D) | (D) | (D) | (D) |
| | DOMESTIC AND IMPORTED CAR DEALERS | 4 | 4 | (D) | (D) | (D) | (D) | (D) | (D) |
| 552 | PASSENGER CAR DEALERS, NONFRANCHISED | 39 | 23 | 3 417 | 2 879 | 151 | 2 718 | 46 | 45 |
| 553 | TIRE, BATTERY, ACCESSORY DEALERS | 27 | 23 | 3 400 | 3 306 | 508 | 9 291 | 101 | 18 |
| | HOME AND AUTO SUPPLY STORES | 5 | 5 | 634 | 634 | 83 | 1 446 | 20 | 1 |
| 559 | MISCELLANEOUS AIRCRAFT, MARINE, AUTDMOTIVE DEALERS | 12 | 8 | 1 409 | 1 335 | 95 | 1 663 | 22 | 11 |
| | AIRCRAFT, BOAT, MOTORCYCLE DEALERS | 8 | 4 | 547 | 473 | 48 | 818 | 10 | 8 |
| | HOUSEHOLD TRAILER DEALERS | 3 | 3 | (D) | (D) | (D) | (D) | (D) | (D) |
| | OTHER AUTOMOTIVE DEALERS | 1 | 1 | (D) | (D) | (D) | (D) | (D) | (D) |
| | GASOLINE SERVICE STATIONS | | | | | | | | |
| 55PT(554) | TOTAL | 356 | 296 | 30 788 | 28 930 | 2 594 | 54 083 | 874 | 361 |
| | APPAREL, ACCESSORY STORES | | | | | | | | |
| 56 | TOTAL | 150 | 128 | 23 107 | 22 777 | 3 717 | 72 313 | 1 185 | 91 |
| 561+567 | MEN'S, BOYS' APPAREL STORES, CUSTOM TAILORS | 23 | 21 | 8 012 | 7 996 | 1 4D6 | 26 668 | 371 | 9 |
| 561 | MEN'S, BOYS' CLOTHING AND FURNISHINGS STORES | 19 | 19 | 7 871 | (D) | (D) | (D) | (D) | (D) |
| 567 | CUSTOM TAILORS | 4 | 2 | 141 | (D) | (D) | (D) | (D) | (D) |
| 562-3, 568 | WOMEN'S CLOTHING, SPECIALTY STORES | 59 | 51 | 8 485 | 8 431 | 1 393 | 26 969 | 501 | 39 |
| 562 | WOMEN'S READY-TO-WEAR STORES | 31 | 25 | 6 455 | 6 409 | 1 139 | 21 392 | 397 | 16 |
| 563+568 | WOMEN'S ACCESSORY, SPECIALTY STORES, FURRIERS | 28 | 26 | 2 030 | 2 022 | 254 | 5 577 | 104 | 23 |
| 563 | MILLINERY STORES | 5 | 5 | 296 | 296 | 43 | 906 | 15 | 2 |
| | CORSET, LINGERIE STORES | 2 | 2 | (D) | (D) | (D) | (D) | (D) | (D) |
| | HOSIERY STORES | 3 | 3 | (D) | (D) | (D) | (D) | (D) | (D) |
| | APPAREL, ACCESSORY, OTHER SPECIALTY STORES | 11 | 11 | 1 019 | 1 019 | 94 | 2 D35 | 44 | 11 |
| 568 | FURRIERS, FUR SHOPS | 7 | 5 | 499 | 491 | 88 | 2 D8D | 3D | 5 |
| 565 | FAMILY CLOTHING STORES | 18 | 12 | 2 554 | 2 424 | 336 | 7 852 | 138 | 15 |
| 566 | SHOE STORES | 41 | 35 | 3 512 | 3 382 | 516 | 9 532 | 140 | 19 |
| | MEN'S SHOE STORES | 3 | 3 | 196 | 196 | 26 | 5D3 | 6 | - |
| | WOMEN'S SHOE STORES | 5 | 5 | 729 | 729 | 106 | 1 797 | 31 | 2 |
| | CHILDREN'S, JUVENILES' SHOE STORES | 3 | 3 | 294 | 294 | 70 | 1 276 | 14 | 1 |
| | FAMILY SHOE STORES | 30 | 24 | 2 293 | 2 163 | 314 | 5 956 | 89 | 16 |
| 564 | CHILDREN'S, INFANTS' WEAR STORES | 8 | 8 | (D) | (D) | (D) | (D) | (D) | (D) |
| 569 | MISCELLANEOUS APPAREL, ACCESSDRY STORES | 1 | 1 | (D) | (D) | (D) | (D) | (D) | (D) |

Standard Notes: - Represents zero. (D) Withheld to avoid disclosure. (NA) Not available. (X) Not applicable. ^z Revised.
 *Nonstore retailers, part of SIC major group 53, are shown separately in this table.

TABLE 4. Standard Metropolitan Statistical Areas: 1963-Continued

| SIC code | Standard metropolitan statistical area and kind of business | Establishments | | Sales | | Payroll, entire year (\$1,000) | Payroll, workweek ended nearest Nov. 15 (dollars) | Paid employees, workweek ended nearest Nov. 15 (number) | Active proprietors of unincorporated businesses (number) |
|---|---|----------------|--------------|---------------------------|-----------------------------|--------------------------------|---|---|--|
| | | Total | With payroll | Total, all establishments | Establishments with payroll | | | | |
| | | (number) | (number) | (\$1,000) | (\$1,000) | | | | |
| SOUTH BEND SMSA-Continued | | | | | | | | | |
| FURNITURE, HOME FURNISHINGS, EQUIPMENT STORES | | | | | | | | | |
| 57 | TOTAL | 139 | 107 | 17 350 | 16 858 | 2 721 | 51 733 | 578 | 119 |
| 571 | FURNITURE, HOME FURNISHINGS STORES | 72 | 54 | 11 108 | 10 850 | 1 854 | 36 808 | 380 | 56 |
| 5712 | FURNITURE STORES | 48 | 38 | 8 748 | 8 566 | 1 529 | 30 112 | 289 | 33 |
| 5713 | FLOOR COVERING STORES | 8 | 8 | 1 259 | 1 259 | 209 | 4 117 | 43 | 8 |
| 5714 | DRAPERY, CURTAIN, UPHOLSTERY STORES | 9 | 5 | 270 | 250 | 30 | 679 | 14 | 8 |
| 5715 | CHINA, GLASSWARE, METALWARE STORES | 4 | 2 | 751 | (0) | (0) | (0) | (0) | (D) |
| 5719 | MISCELLANEOUS HOME FURNISHINGS STORES | 3 | 1 | 80 | (0) | (0) | (0) | (0) | (0) |
| 572 | HOUSEHOLD APPLIANCE STORES | 30 | 22 | 3 102 | 2 932 | 466 | 7 490 | 108 | 30 |
| 5732 | RADIO, TELEVISION STORES | 21 | 19 | 1 906 | 1 904 | 267 | 5 337 | 58 | 21 |
| 5733 | MUSIC STORES | 16 | 12 | 1 234 | 1 172 | 134 | 2 098 | 32 | 12 |
| | RECORD SHOPS | 2 | 2 | (0) | (0) | (0) | (D) | (0) | (D) |
| | MUSICAL INSTRUMENT STORES | 14 | 10 | (D) | (D) | (D) | (D) | (D) | (D) |
| EATING, DRINKING PLACES | | | | | | | | | |
| 58 | TOTAL | 486 | 426 | 29 273 | 27 551 | 5 861 | 118 869 | 2 815 | 499 |
| 5812 | EATING PLACES | 303 | 283 | 20 765 | 20 471 | 4 936 | 98 344 | 2 408 | 301 |
| | RESTAURANTS, LUNCHROOMS | 208 | 194 | 14 625 | 14 409 | 3 491 | 68 892 | 1 696 | 220 |
| | CAFETERIAS | 13 | 13 | 1 678 | 1 678 | 492 | 10 048 | 214 | 7 |
| | REFRESHMENT PLACES | 69 | 65 | 2 849 | 2 775 | 629 | 13 055 | 362 | 64 |
| | CATERERS | 13 | 11 | 1 613 | 1 609 | 324 | 6 349 | 136 | 10 |
| 5813 | DRINKING PLACES (ALCOHOLIC BEVERAGES) | 183 | 143 | 8 508 | 7 080 | 925 | 20 525 | 407 | 198 |
| DRUG STORES, PROPRIETARY STORES | | | | | | | | | |
| S9PT(591) | TOTAL | 83 | 79 | 14 062 | 13 816 | 1 749 | 37 285 | 565 | 74 |
| 591 | DRUG STORES | 70 | 68 | 13 479 | 13 383 | 1 716 | 36 638 | 544 | 60 |
| | PROPRIETARY STORES | 13 | 11 | 583 | 433 | 33 | 647 | 21 | 14 |
| OTHER RETAIL STORES | | | | | | | | | |
| S9 EX.S91 | TOTAL | 334 | 226 | 25 448 | 23 308 | 2 869 | 56 002 | 845 | 315 |
| S92 | LIQUOR STORES | 53 | 31 | 3 366 | 2 620 | 217 | 4 085 | 98 | 58 |
| S93 | ANTIQUES STORES, SECONOHAND STORES | 40 | 12 | 1 399 | 977 | 236 | 4 799 | 84 | 38 |
| S932 | ANTIQUA STORES | 13 | 1 | 71 | (0) | (0) | (0) | (0) | (0) |
| S933 | SECONOHAND STORES | 27 | 11 | 1 328 | (0) | (D) | (D) | (D) | (D) |
| S94 | BOOK, STATIONERY STORES | 8 | 6 | 567 | 517 | 100 | 1 951 | 31 | 4 |
| S942 | BOOK STORES | 4 | 2 | 210 | (D) | (0) | (0) | (0) | (0) |
| S943 | STATIONERY STORES | 4 | 4 | 357 | (D) | (0) | (0) | (0) | (D) |
| S95 | SPORTING GOODS STORES, BICYCLE SHOPS | 25 | 15 | 1 395 | 1 163 | 135 | 2 284 | 41 | 29 |
| S952 | SPORTING GOODS STORES | 20 | 12 | 1 116 | 928 | 101 | 1 693 | 30 | 24 |
| S953 | BICYCLE SHOPS | 5 | 3 | 279 | 235 | 34 | 591 | 11 | 5 |
| S962 | HAY, GRAIN, FEED STORES | 12 | 10 | 5 213 | 5 077 | 268 | 4 772 | 59 | 4 |
| S969 | OTHER FARM SUPPLY STORES | 16 | 12 | 1 804 | 1 710 | 131 | 2 379 | 36 | 10 |
| | GARDEN SUPPLY STORES | 5 | 5 | 376 | 376 | 38 | 1 032 | 13 | 4 |
| S97 | JEWELRY STORES | 27 | 19 | 1 620 | 1 558 | 304 | 5 844 | 82 | 24 |
| S98 | FUEL, ICE DEALERS | 38 | 32 | 4 508 | 4 402 | 597 | 11 333 | 131 | 29 |
| S982 | COAL AND WOOD DEALERS | 18 | 18 | 1 517 | 1 517 | 190 | 3 562 | 54 | 18 |
| | ICE DEALERS | 4 | - | 16 | - | - | - | - | 4 |
| S983 | FUEL OIL DEALERS | 11 | 9 | 2 419 | 2 329 | 306 | 5 673 | 53 | 6 |
| S984 | BOTTLED GAS DEALERS | 5 | 5 | 556 | 556 | 101 | 2 098 | 24 | 1 |
| S992 | FLORISTS | 23 | 21 | 1 065 | 1 033 | 168 | 3 365 | 61 | 26 |
| S993 | CIGAR STORES, STANOS | 7 | 5 | 176 | 156 | 14 | 293 | 8 | 6 |
| S994 | NEWS DEALERS, NEWSSTANOS | 9 | 7 | 678 | 616 | 95 | 1 819 | 43 | 9 |
| S996 | CAMERA, PHOTOGRAPHIC SUPPLY STORES | 7 | 7 | 635 | 635 | 75 | 1 437 | 24 | 8 |
| S997 | GIFT, NOVELTY, SOUVENIR SHOPS | 7 | 3 | 177 | 155 | 18 | 321 | 7 | 7 |
| S998 | OPTICAL GOODS STORES | 22 | 22 | 992 | 992 | 213 | 4 916 | 52 | 22 |
| S999 | TYPEWRITER STORES | 3 | 3 | 435 | 435 | 78 | 1 512 | 22 | 2 |
| | LUGGAGE, LEATHER GOODS STORES | 1 | 1 | (D) | (D) | (D) | (0) | (0) | (0) |
| | HOBBY, TOY, GAME SHOPS | 1 | 1 | (D) | (D) | (0) | (0) | (0) | (0) |
| | RELIGIOUS GOODS STORES | 4 | - | 40 | - | - | - | - | 4 |
| | PET SHOPS | 4 | 2 | (0) | (0) | (D) | (0) | (D) | (0) |
| | OTHER | 22 | 12 | 725 | 645 | 136 | 2 840 | 37 | 25 |
| NONSTORE RETAILERS* | | | | | | | | | |
| 53 PART* | TOTAL | 127 | 39 | 7 344 | 6 642 | 1 207 | 22 876 | 282 | 105 |
| 532 | MAIL-ORDER HOUSES | 2 | 2 | (0) | (0) | (0) | (0) | (0) | (D) |
| 534 | MERCHANDISE VENDING MACHINE OPERATORS | 16 | 12 | (D) | (D) | (D) | (D) | (D) | (D) |
| 535 | DIRECT SELLING (HOUSE-TO-HOUSE) ORGANIZATIONS | 109 | 25 | 3 892 | 3 262 | 857 | 15 937 | 211 | 95 |

Standard Notes: - Represents zero. (D) Withheld to avoid disclosure. (NA) Not available. (X) Not applicable.
 *Nonstore retailers, part of SIC major group 53, are shown separately in this table.

TABLE 4. Standard Metropolitan Statistical Areas: 1963-Continued

| SIC code | Standard metropolitan statistical area and kind of business | Establishments | | Sales | | Payroll, entire year (\$1,000) | Payroll, workweek ended nearest Nov. 15 (dollars) | Paid employees, workweek ended nearest Nov. 15 (number) | Active proprietors of unincorporated businesses (number) |
|-------------------------|---|---|--------------------------|--|--|-----------------------------------|--|--|---|
| | | Total (number) | With payroll (number) | Total, all establishments (\$1,000) | Establishments with payroll (\$1,000) | | | | |
| TERRE HAUTE SMSA | | Consists of Clay, Sullivan, Vermillion, and Vigo Counties, Ind. | | | | | | | |
| | RETAIL TRADE, TOTAL | 1 897 | 1 299 | 256 693 | 245 823 | 29 527 | 569 925 | 9 007 | 1 813 |
| | LUMBER, BUILDING MATERIALS, HARDWARE, FARM EQUIPMENT DEALERS | | | | | | | | |
| | TOTAL | 116 | 102 | 13 492 | 13 248 | 1 469 | 29 940 | 404 | 108 |
| 52 | LUMBER YARDS | 20 | 20 | 3 566 | 3 566 | 527 | 10 299 | 118 | 8 |
| | BUILDING MATERIALS DEALERS | 15 | 11 | 1 181 | 1 167 | 184 | 3 328 | 41 | 13 |
| 522 | HEATING, PLUMBING EQUIPMENT DEALERS | 8 | 6 | 230 | 138 | 23 | 436 | 7 | 13 |
| 523 | PAINT, GLASS, WALLPAPER STORES | 12 | 12 | 683 | 663 | 149 | 3 366 | 38 | 7 |
| 524 | ELECTRICAL SUPPLY STORES | 1 | 1 | (D) | (D) | (D) | (D) | (D) | (D) |
| 5251 | HARDWARE STORES | 29 | 23 | 1 932 | 1 878 | 240 | 5 203 | 91 | 32 |
| 5252 | FARM EQUIPMENT DEALERS | 31 | 29 | (0) | (0) | (0) | (0) | (0) | (0) |
| | GENERAL MERCHANDISE GROUP STORES* | | | | | | | | |
| | TOTAL | 69 | 51 | 32 065 | 31 543 | 4 708 | 85 346 | 1 549 | 58 |
| 53 PART* | DEPARTMENT STORES | 6 | 6 | 16 658 | 16 658 | 2 583 | 46 524 | 804 | 26 |
| 533 | LIMITED PRICE VARIETY STORES | 30 | 26 | 5 180 | 5 138 | 843 | 15 596 | 377 | 26 |
| 539 | GENERAL MERCHANDISE STORES | 32 | 18 | (0) | (D) | (D) | (D) | (D) | (D) |
| | DRY GOODS STORES | 1 | 1 | (D) | (D) | (D) | (D) | (D) | (D) |
| | SEWING, NEEDLEWORK STORES | - | - | - | - | - | - | - | - |
| | FOOD STORES | | | | | | | | |
| | TOTAL | 356 | 178 | 49 015 | 45 077 | 3 151 | 63 596 | 1 040 | 345 |
| 541 | GROCERY STORES, INCLUDING DELICATESSENS | 317 | 159 | 47 882 | 44 248 | 3 011 | 60 674 | 972 | 310 |
| 542 | MEAT MARKETS | 1 | 1 | (0) | (D) | (D) | (D) | (D) | (D) |
| | FISH (SEAFOOD) MARKETS | 1 | 1 | (0) | (0) | (D) | (D) | (D) | (D) |
| 543 | FRUIT STORES, VEGETABLE MARKETS | 6 | - | 54 | - | - | - | - | 6 |
| 544 | CANON, NUT, CONFECTIONERY STORES | 6 | 6 | 319 | 319 | 36 | 613 | 16 | 3 |
| 545 | DAIRY PRODUCTS STORES | 3 | 1 | 28 | (0) | (0) | (D) | (0) | (0) |
| 546 | RETAIL BAKERIES | 13 | 7 | 367 | 305 | 87 | 1 993 | 40 | 12 |
| 5462 | RETAIL BAKERIES, MANUFACTURING | 10 | 6 | 339 | (0) | (0) | (D) | (0) | (0) |
| 5463 | RETAIL BAKERIES, NONMANUFACTURING | 3 | 1 | 28 | (0) | (0) | (D) | (D) | (D) |
| 549 | EGG AND POULTRY DEALERS | 4 | 2 | 197 | (D) | (D) | (D) | (0) | (0) |
| | OTHER | 5 | 1 | (0) | (D) | (D) | (0) | (0) | (0) |
| | AUTOMOTIVE DEALERS | | | | | | | | |
| | TOTAL | 114 | 82 | 44 959 | 44 415 | 4 256 | 76 874 | 894 | 105 |
| 55 EX*554 | PASSENGER CAR DEALERS, FRANCHISED | 36 | 36 | 35 109 | 35 109 | 3 352 | 58 520 | 672 | 26 |
| 551 | DOMESTIC CAR DEALERS | 32 | 32 | 31 511 | 31 511 | 2 965 | 52 718 | 599 | 25 |
| | IMPORTED CAR DEALERS | 1 | 1 | (D) | (D) | (D) | (D) | (D) | (D) |
| | DOMESTIC AND IMPORTED CAR DEALERS | 3 | 3 | (0) | (D) | (D) | (D) | (D) | (D) |
| 552 | PASSENGER CAR DEALERS, NONFRANCHISED | 39 | 15 | 4 808 | 4 344 | 327 | 6 016 | 70 | 45 |
| 553 | TIRE, BATTERY, ACCESSORY DEALERS | 21 | 19 | 2 589 | 2 589 | 397 | 7 771 | 98 | 19 |
| | HOME AND AUTO SUPPLY STORES | 6 | 6 | 950 | 950 | 104 | 2 976 | 35 | 6 |
| 559 | MISCELLANEOUS AIRCRAFT, MARINE, AUTOMOTIVE DEALERS | 12 | 6 | 1 503 | 1 431 | 76 | 1 591 | 19 | 9 |
| | AIRCRAFT, BOAT, MOTORCYCLE DEALERS | 7 | 3 | 205 | 145 | 10 | 145 | 3 | 6 |
| | HOUSEHOLD TRAILER DEALERS | 3 | 3 | 1 286 | 1 286 | 66 | 1 446 | 16 | 1 |
| | OTHER AUTOMOTIVE DEALERS | 2 | - | 12 | - | - | - | - | 2 |
| | GASOLINE SERVICE STATIONS | | | | | | | | |
| 55PT(554) | TOTAL | 259 | 197 | 18 280 | 16 778 | 1 604 | 33 382 | 575 | 254 |
| | APPAREL, ACCESSORY STORES | | | | | | | | |
| | TOTAL | 76 | 64 | 8 240 | 8 144 | 1 152 | 21 813 | 411 | 49 |
| 561,567 | MEN'S, BOYS' APPAREL STORES, CUSTOM TAILORS | 18 | 16 | 1 499 | 1 481 | 243 | 4 398 | 65 | 11 |
| 561 | MEN'S, BOYS' CLOTHING AND FURNISHINGS STORES | 15 | 15 | 1 414 | (0) | (D) | (D) | (D) | (D) |
| 567 | CUSTOM TAILORS | 3 | 1 | 85 | (D) | (D) | (D) | (D) | (D) |
| 562-3,568 | WOMEN'S CLOTHING, SPECIALTY STORES | 28 | 22 | 1 734 | 1 704 | 224 | 4 404 | 95 | 21 |
| 562 | WOMEN'S READY-TO-WEAR STORES | 23 | 17 | 1 495 | 1 465 | 186 | 3 557 | 81 | 19 |
| 563,568 | WOMEN'S ACCESSORY, SPECIALTY STORES, FURRIERS | 5 | 5 | 239 | 239 | 38 | 847 | 14 | 2 |
| 563 | MILLINERY STORES | 2 | 2 | (D) | (0) | (D) | (D) | (D) | (D) |
| | CORSET, LINGERIE STORES | - | - | - | - | - | - | - | - |
| | HOSIERY STORES | - | - | - | - | - | - | - | - |
| | APPAREL, ACCESSORY, OTHER SPECIALTY STORES | 2 | 2 | (D) | (D) | (0) | (D) | (D) | (D) |
| 568 | FURRIERS, FUR SHOPS | 1 | 1 | (D) | (D) | (0) | (D) | (D) | (D) |
| 565 | FAMILY CLOTHING STORES | 6 | 6 | (D) | (D) | (0) | (D) | (D) | (D) |
| 566 | SHOE STORES | 22 | 18 | 2 446 | 2 418 | 341 | 5 730 | 93 | 14 |
| | MEN'S SHOE STORES | 1 | 1 | (D) | (D) | (D) | (D) | (D) | (D) |
| | WOMEN'S SHOE STORES | 4 | 4 | (D) | (D) | (0) | (D) | (D) | (D) |
| | CHILDREN'S, JUVENILES' SHOE STORES | - | - | - | - | - | - | - | - |
| | FAMILY SHOE STORES | 17 | 13 | 1 731 | 1 703 | 264 | 3 938 | 65 | 12 |
| 564 | CHILDREN'S, INFANTS' WEAR STORES | 2 | 2 | (D) | (D) | (0) | (D) | (D) | (D) |
| 569 | MISCELLANEOUS APPAREL, ACCESSORY STORES | - | - | - | - | - | - | - | - |

Standard Notes: - Represents zero. (D) Withheld to avoid disclosure. (NA) Not available. (X) Not applicable.
 *Nonstore retailers, part of SIC major group 53, are shown separately in this table.

TABLE 4. Standard Metropolitan Statistical Areas: 1963-Continued

| SIC code | Standard metropolitan statistical area and kind of business | Establishments | | Sales | | Payroll, entire year (\$1,000) | Payroll, workweek ended nearest Nov. 15 (dollars) | Paid employees, workweek ended nearest Nov. 15 (number) | Active proprietors of unincorporated businesses (number) |
|--|---|----------------|-----------------------|-------------------------------------|---------------------------------------|--------------------------------|---|---|--|
| | | Total (number) | With payroll (number) | Total, all establishments (\$1,000) | Establishments with payroll (\$1,000) | | | | |
| TERRE HAUTE SMSA-Continued | | | | | | | | | |
| FURNITURE, HOME FURNISHINGS, EQUIPMENT STORES | | | | | | | | | |
| 57 | TOTAL | 86 | 60 | 8 838 | 8 592 | 1 445 | 24 595 | 308 | 79 |
| S71 | FURNITURE, HOME FURNISHINGS STORES | 47 | 31 | 4 480 | 4 336 | 874 | 12 588 | 161 | 42 |
| S712 | FURNITURE STORES | 36 | 24 | 3 912 | 3 786 | 803 | 11 305 | 144 | 30 |
| S713 | FLOOR COVERING STORES | 2 | 1 | (D) | (D) | (D) | (D) | (D) | (D) |
| S714 | DRAPERY, CURTAIN, UPHOLSTERY STORES | 5 | 3 | 8 | - | - | - | - | 2 |
| S715 | CHINA, GLASSWARE, METALWARE STORES | 3 | 1 | 25 | (D) | (D) | (D) | (D) | (D) |
| S719 | MISCELLANEOUS HOME FURNISHINGS STORES | 1 | 1 | (D) | (D) | (D) | (D) | (D) | (D) |
| S72 | HOUSEHOLD APPLIANCE STORES | 29 | 19 | 3 242 | 3 140 | 414 | 8 919 | 103 | 27 |
| S732 | RADIO, TELEVISION STORES | 4 | 4 | 371 | 371 | 39 | 849 | 13 | 4 |
| S733 | MUSIC STORES | 6 | 6 | 745 | 745 | 118 | 2 239 | 31 | 6 |
| | RECORD SHOPS | 1 | 1 | (D) | (D) | (D) | (D) | (D) | (D) |
| | MUSICAL INSTRUMENT STORES | 5 | 5 | (D) | (D) | (D) | (D) | (D) | (D) |
| EATING, DRINKING PLACES | | | | | | | | | |
| 58 | TOTAL | 416 | 316 | 15 953 | 14 533 | 2 951 | 58 376 | 1 472 | 446 |
| S812 | EATING PLACES | 244 | 202 | 9 875 | 9 467 | 2 368 | 45 018 | 1 168 | 254 |
| | RESTAURANTS, LUNCHROOMS | 184 | 148 | 6 843 | 6 479 | 1 754 | 32 146 | 857 | 194 |
| | CAFETERIAS | 4 | 4 | (D) | (D) | (D) | (D) | (D) | (D) |
| | REFRESHMENT PLACES | 49 | 43 | 1 812 | 1 768 | 297 | 5 883 | 166 | 53 |
| | CATERERS | 7 | 7 | (D) | (D) | (D) | (D) | (D) | (D) |
| S813 | DRINKING PLACES (ALCOHOLIC BEVERAGES) | 172 | 114 | 6 078 | 5 066 | 583 | 13 358 | 304 | 192 |
| DRUG STORES, PROPRIETARY STORES | | | | | | | | | |
| S9PT(591) | TOTAL | 57 | 51 | 8 727 | 8 631 | 1 002 | 20 156 | 403 | 57 |
| S91 | DRUG STORES | 48 | 42 | 8 465 | 8 369 | 966 | 19 534 | 381 | 47 |
| | PROPRIETARY STORES | 9 | 9 | 262 | 262 | 36 | 622 | 22 | 10 |
| OTHER RETAIL STORES | | | | | | | | | |
| S9 EX.591 | TOTAL | 291 | 187 | 17 668 | (D) | (D) | (D) | (D) | (D) |
| S92 | LIQUOR STORES | 44 | 24 | 1 599 | 1 143 | 63 | 1 244 | 36 | 46 |
| S93 | ANTIQUARIAN, SECONDHAND STORES | 34 | 16 | 671 | 501 | 136 | 2 656 | 68 | 28 |
| S932 | ANTIQUARIAN STORES | 3 | 1 | 55 | (D) | (D) | (D) | (D) | (D) |
| S933 | SECONDHAND STORES | 31 | 15 | 616 | (D) | (D) | (D) | (D) | (D) |
| S94 | BOOK, STATIONERY STORES | 3 | 3 | 277 | 277 | 43 | 982 | 16 | 1 |
| S942 | BOOK STORES | - | - | - | - | - | - | - | - |
| S943 | STATIONERY STORES | 3 | 3 | 277 | 277 | 43 | 982 | 16 | 1 |
| S95 | SPORTING GOODS STORES, BICYCLE SHOPS | 22 | 6 | 836 | 418 | 49 | 985 | 13 | 22 |
| S952 | SPORTING GOODS STORES | 17 | 5 | 718 | (D) | (D) | (D) | (D) | (D) |
| S953 | BICYCLE SHOPS | 5 | 1 | 118 | (D) | (D) | (D) | (D) | (D) |
| S962 | HAY, GRAIN, FEED STORES | 30 | 24 | 3 754 | 3 666 | 338 | 5 629 | 95 | 27 |
| S969 | OTHER FARM SUPPLY STORES | 20 | 16 | 2 399 | 2 291 | 165 | 4 395 | 57 | 12 |
| | GARDEN SUPPLY STORES | 3 | 1 | 126 | (D) | (D) | (D) | (D) | (D) |
| S97 | JEWELRY STORES | 19 | 13 | 2 006 | 1 946 | 389 | 7 019 | 77 | 16 |
| S98 | FUEL, ICE DEALERS | 34 | 26 | 2 733 | 2 579 | 359 | 7 813 | 106 | 30 |
| S982 | COAL AND WOOD DEALERS | 16 | 14 | 1 517 | 1 437 | 214 | 4 774 | 64 | 16 |
| | ICE DEALERS | - | - | - | - | - | - | - | - |
| S983 | FUEL DEALERS | 6 | 6 | 603 | 603 | 45 | 845 | 15 | 3 |
| S984 | BOTTLED GAS DEALERS | 12 | 6 | 613 | 539 | 100 | 2 194 | 27 | 11 |
| S992 | FLORISTS | 18 | 14 | 632 | 538 | 79 | 1 554 | 30 | 22 |
| S993 | CIGAR STORES, STANDS | 3 | 3 | 99 | 99 | 14 | 313 | 6 | 2 |
| S994 | NEWS DEALERS, NEWSSTANDS | 4 | 4 | 294 | 294 | 31 | 761 | 18 | 2 |
| S996 | CAMERA, PHOTOGRAPHIC SUPPLY STORES | 2 | 2 | (D) | (D) | (D) | (D) | (D) | (D) |
| S997 | GIFT, NOVELTY, SOUVENIR SHOPS | 3 | 1 | 58 | (D) | (D) | (D) | (D) | (D) |
| S998 | OPTICAL GOODS STORES | 15 | 15 | 437 | 437 | 54 | 727 | 19 | 14 |
| S999 | TYPEWRITER STORES | - | - | - | - | - | - | - | - |
| | LUGGAGE, LEATHER GOODS STORES | 1 | 1 | (D) | (D) | (D) | (D) | (D) | (D) |
| | HOBBY, TOY, GAME SHOPS | 1 | 1 | (D) | (D) | (D) | (D) | (D) | (D) |
| | RELIGIOUS GOODS STORES | 1 | 1 | (D) | (D) | (D) | (D) | (D) | (D) |
| | PET SHOPS | 3 | 1 | 60 | (D) | (D) | (D) | (D) | (D) |
| | OTHER | 31 | 15 | 1 085 | 703 | 178 | 3 229 | 47 | 27 |
| NONSTORE RETAILERS* | | | | | | | | | |
| 53 PART* | TOTAL | 57 | 11 | 39 456 | (D) | (D) | (D) | (D) | (D) |
| S32 | MAIL-DROER HOUSES | 3 | 3 | (D) | (D) | (D) | (D) | (D) | (D) |
| S34 | MERCHANDISE VENDING MACHINE OPERATORS | 6 | 2 | (D) | (D) | (D) | (D) | (D) | (D) |
| S35 | DIRECT SELLING (HOUSE-TO-HOUSE) ORGANIZATIONS | 48 | 6 | 3 926 | 3 658 | 422 | 9 067 | 117 | 43 |

Standard Notes: - Represents zero. (D) Withheld to avoid disclosure. (NA) Not available. (X) Not applicable.
 *Nonstore retailers, part of SIC major group 53, are shown separately in this table.

TABLE 5. Counties With 500 Establishments or More: 1963

| SIC code | County and kind of business | Establishments | | Sales | | Payroll, entire year (\$1,000) | Payroll, workweek ended nearest Nov. 15 (dollars) | Paid employees, workweek ended nearest Nov. 15 (number) | Active proprietors of unincorporated businesses (number) |
|-----------|--|----------------|-----------------------|-------------------------------------|---------------------------------------|--------------------------------|---|---|--|
| | | Total (number) | With payroll (number) | Total, all establishments (\$1,000) | Establishments with payroll (\$1,000) | | | | |
| | <u>ALLEN COUNTY</u> (COEXTENSIVE WITH FORT WAYNE SMSA, SEE TABLE 4) | | | | | | | | |
| | <u>BARTHOLOMEW COUNTY</u> | | | | | | | | |
| | RETAIL TRADE, TOTAL | 507 | 381 | 73 993 | 71 427 | 7 638 | 153 266 | 2 508 | 449 |
| | LUMBER, BUILDING MATERIALS, HARDWARE, FARM EQUIPMENT DEALERS | | | | | | | | |
| | TOTAL | 33 | 27 | 6 438 | 6 014 | 776 | 15 334 | 221 | 23 |
| 52 | LUMBER AND OTHER BUILDING MATERIALS DEALERS | 12 | 12 | 3 016 | 3 016 | 407 | 7 969 | 111 | 8 |
| 522-524 | HEATING, PLUMBING, PAINT, ELECTRICAL STORES | 6 | 4 | 356 | 242 | 44 | 772 | 8 | 4 |
| 5251 | HARDWARE STORES | 7 | 5 | 1 321 | 1 031 | 184 | 3 842 | 71 | 5 |
| 5252 | FARM EQUIPMENT DEALERS | 8 | 6 | 1 745 | 1 725 | 141 | 2 751 | 31 | 6 |
| | GENERAL MERCHANDISE GROUP STORES* | | | | | | | | |
| | TOTAL | 21 | 19 | 6 787 | 6 751 | 934 | 17 842 | 335 | 16 |
| 53 PART* | DEPARTMENT STORES | 3 | 3 | 3 698 | 3 698 | 531 | 10 596 | 180 | 2 |
| 533 | LIMITED PRICE VARIETY STORES | 5 | 5 | 1 549 | 1 549 | 215 | 3 843 | 90 | 2 |
| 539 | MISCELLANEOUS GENERAL MERCHANDISE STORES | 13 | 11 | 1 540 | 1 504 | 188 | 3 403 | 65 | 12 |
| | FOOD STORES | | | | | | | | |
| | TOTAL | 81 | 51 | 16 235 | 15 231 | 1 040 | 22 509 | 402 | 79 |
| 541 | GROCERY STORES, INCLUDING DELICATESSENS | 72 | 46 | 15 556 | 14 718 | 955 | 20 919 | 366 | 70 |
| 542 | MEAT MARKETS, FISH (SEAFOOD) MARKETS | 2 | - | 104 | - | - | - | - | 4 |
| 543 | FRUIT STORES, VEGETABLE MARKETS | 1 | 1 | (0) | (0) | (0) | (0) | (0) | (0) |
| 544 | CANDY, NUT, CONFECTIONERY STORES | 1 | 1 | (0) | (0) | (0) | (0) | (0) | (0) |
| 545-549 | OTHER FOOD STORES | 5 | 3 | (0) | (0) | (0) | (0) | (0) | (0) |
| | AUTOMOTIVE DEALERS | | | | | | | | |
| 55 EX.554 | TOTAL | 34 | 26 | 17 961 | 17 923 | 1 268 | 24 865 | 276 | 24 |
| | GASOLINE SERVICE STATIONS | | | | | | | | |
| 55PT(554) | TOTAL | 70 | 56 | 5 014 | 4 778 | 457 | 9 298 | 139 | 60 |
| | APPAREL, ACCESSORY STORES | | | | | | | | |
| | TOTAL | 42 | 34 | 4 124 | 4 028 | 549 | 10 323 | 197 | 23 |
| 561,567 | MEN'S, BOYS' APPAREL STORES, CUSTOM TAILORS | 6 | 6 | 748 | 748 | 110 | 1 747 | 32 | 3 |
| 562-3,568 | WOMEN'S CLOTHING, SPECIALTY STORES | 21 | 17 | 1 700 | 1 630 | 208 | 3 995 | 91 | 11 |
| 562 | WOMEN'S READY-TO-WEAR STORES | 13 | 11 | 1 040 | 990 | 105 | 2 049 | 49 | 6 |
| 563,568 | WOMEN'S ACCESSORY, SPECIALTY STORES, FURRIERS | 8 | 6 | 660 | 640 | 103 | 1 946 | 42 | 5 |
| 565 | FAMILY CLOTHING STORES | 7 | 3 | (0) | (0) | (0) | (0) | (0) | (0) |
| 566 | SHOE STORES | 6 | 6 | 771 | 771 | 88 | 2 246 | 31 | 2 |
| 564,569 | OTHER APPAREL, ACCESSORY STORES | 2 | 2 | (0) | (0) | (0) | (0) | (0) | (0) |
| | FURNITURE, HOME FURNISHINGS, EQUIPMENT STORES | | | | | | | | |
| | TOTAL | 28 | 24 | 3 424 | 3 398 | 477 | 8 483 | 103 | 25 |
| 571 | FURNITURE, HOME FURNISHINGS STORES | 14 | 10 | 2 023 | 1 997 | 314 | 5 151 | 60 | 11 |
| 572,573 | HOUSEHOLD APPLIANCE, RADIO, TELEVISION, MUSIC STORES | 14 | 14 | 1 401 | 1 401 | 163 | 3 332 | 43 | 14 |
| | EATING, DRINKING PLACES | | | | | | | | |
| | TOTAL | 88 | 80 | 5 384 | 5 338 | 1 165 | 25 494 | 584 | 90 |
| 5812 | EATING PLACES | 75 | 67 | 4 328 | 4 282 | 1 030 | 21 337 | 524 | 76 |
| 5813 | DRINKING PLACES (ALCOHOLIC BEVERAGES) | 13 | 13 | 1 056 | 1 056 | 135 | 4 157 | 60 | 14 |
| | DRUG STORES, PROPRIETARY STORES | | | | | | | | |
| | TOTAL | 13 | 13 | 2 757 | 2 757 | 386 | 8 352 | 110 | 9 |
| 59PT(591) | DRUG STORES | 10 | 10 | (D) | (D) | (D) | (D) | (D) | (D) |
| 591 | PROPRIETARY STORES | 3 | 3 | (D) | (D) | (D) | (D) | (D) | (D) |
| | OTHER RETAIL STORES | | | | | | | | |
| | TOTAL | 62 | 42 | 3 983 | 3 545 | 380 | 7 096 | 102 | 67 |
| 592 | LIQUOR STORES | 5 | 5 | 528 | 528 | 27 | 560 | 13 | 7 |
| 593 | ANTIQUA STORES, SECONOHAND STORES | 8 | 4 | 327 | 251 | 39 | 741 | 12 | 8 |
| 594 | BOOK, STATIONERY STORES | 4 | 2 | 433 | (D) | (D) | (D) | (D) | (D) |
| 595 | SPORTING GOODS STORES, BICYCLE SHOPS | 6 | 4 | 355 | 313 | 27 | 562 | 7 | 7 |
| 596 | FARM, GARDEN SUPPLY STORES, INCLUDING FEED STORES | 4 | 2 | 370 | (D) | (D) | (D) | (D) | (D) |
| 597 | JEWELRY STORES | 5 | 5 | 519 | 519 | 61 | 1 107 | 16 | 6 |
| 598 | FUEL, ICE DEALERS | 9 | 7 | 867 | 851 | 77 | 1 364 | 16 | 10 |
| 599 | OTHER STORES | 21 | 13 | 584 | 512 | 67 | 1 045 | 22 | 22 |
| | NONSTORE RETAILERS* | | | | | | | | |
| 53 PART* | TOTAL | 35 | 9 | 1 886 | 1 664 | 206 | 3 670 | 39 | 33 |

Standard Notes: - Represents zero. (D) Withheld to avoid disclosure. (NA) Not available. (X) Not applicable.
*Nonstore retailers, part of SIC major group 53, are shown separately in this table.

TABLE 5. Counties With 500 Establishments or More: 1963-Continued

| SIC code | County and kind of business | Establishments | | Sales | | Payroll, entire year (\$1,000) | Payroll, workweek ended nearest Nov. 15 (dollars) | Paid employees, workweek ended nearest Nov. 15 (number) | Active proprietors of unincorporated businesses (number) |
|-----------|---|----------------|--------------|---------------------------|-----------------------------|-----------------------------------|--|--|---|
| | | Total | With payroll | Total, all establishments | Establishments with payroll | | | | |
| | | (number) | (number) | (\$1,000) | (\$1,000) | | | | |
| | <u>DELAWARE COUNTY</u> (COEXTENSIVE WITH MUNCIE SMSA; SEE TABLE 4) | | | | | | | | |
| | <u>ELKHART COUNTY</u> | | | | | | | | |
| | RETAIL TRADE, TOTAL | 1 049 | 796 | 163 219 | 155 679 | 17 266 | 332 174 | 5 222 | 908 |
| | LUMBER, BUILDING MATERIALS, HARDWARE, FARM EQUIPMENT DEALERS | | | | | | | | |
| | TOTAL | 78 | 66 | 9 560 | 9 376 | 1 223 | 22 944 | 284 | 51 |
| 52 | LUMBER AND OTHER BUILDING MATERIALS DEALERS | 22 | 20 | 3 506 | 3 488 | 429 | 7 876 | 92 | 14 |
| 522-524 | HEATING, PLUMBING, PAINT, ELECTRICAL STORES | 22 | 16 | 1 067 | 1 001 | 182 | 3 742 | 49 | 13 |
| 5251 | HARDWARE STORES | 20 | 16 | 1 661 | 1 561 | 296 | 5 401 | 72 | 15 |
| 5252 | FARM EQUIPMENT DEALERS | 14 | 14 | 3 326 | 3 326 | 316 | 5 925 | 71 | 9 |
| | GENERAL MERCHANDISE GROUP STORES* | | | | | | | | |
| 53 PART* | TOTAL | 38 | 32 | 17 694 | 17 636 | 2 312 | 42 148 | 774 | 20 |
| 531 | DEPARTMENT STORES | 4 | 4 | 8 827 | 8 827 | 1 028 | 18 059 | 309 | - |
| 533 | LIMITED PRICE VARIETY STORES | 18 | 16 | 3 844 | 3 830 | 619 | 10 868 | 280 | 9 |
| 539 | MISCELLANEOUS GENERAL MERCHANDISE STORES | 16 | 12 | 5 023 | 4 979 | 665 | 13 221 | 185 | 11 |
| | FOOD STORES | | | | | | | | |
| | TOTAL | 119 | 92 | 35 592 | 34 389 | 2 434 | 47 438 | 854 | 115 |
| 54 | GROCERY STORES, INCLUDING DELICATESSENS | 88 | 69 | 33 893 | 32 932 | 2 248 | 43 666 | 782 | 84 |
| 542 | MEAT MARKETS, FISH (SEAFOOD) MARKETS | 2 | 2 | (D) | (D) | (D) | (D) | (D) | (D) |
| 543 | FRUIT STORES, VEGETABLE MARKETS | 1 | 1 | (D) | (D) | (D) | (D) | (D) | (D) |
| 544 | CANDY, NUT, CONFECTIONERY STORES | 7 | 5 | 95 | 87 | 11 | 208 | 7 | 6 |
| 545-549 | OTHER FOOD STORES | 21 | 15 | 1 154 | 920 | 132 | 2 710 | 53 | 22 |
| | AUTOMDTIVE DEALERS | | | | | | | | |
| 55 EX.554 | TOTAL | 104 | 69 | 39 513 | 37 093 | 3 712 | 67 075 | 663 | 69 |
| | GASOLINE SERVICE STATIONS | | | | | | | | |
| 55PT(554) | TOTAL | 137 | 117 | 12 681 | 11 619 | 1 150 | 23 319 | 381 | 145 |
| | APPAREL, ACCESSORY STORES | | | | | | | | |
| 56 | TOTAL | 58 | 54 | 7 283 | 7 247 | 1 019 | 19 086 | 350 | 41 |
| 561,567 | MEN'S, BOYS' APPAREL STORES, CUSTOM TAILORS | 10 | 10 | 1 578 | 1 578 | 253 | 4 126 | 53 | 8 |
| 562-3,568 | WOMEN'S CLOTHING, SPECIALTY STORES | 20 | 18 | 1 733 | 1 701 | 220 | 3 99D | 91 | 10 |
| 562 | WOMEN'S READY-TO-WEAR STORES | 17 | 15 | 1 616 | 1 584 | 204 | 3 575 | 85 | 9 |
| 563,568 | WOMEN'S ACCESSORY, SPECIALTY STORES, FURRIERS | 3 | 3 | 117 | 117 | 16 | 415 | 6 | 1 |
| 565 | FAMILY CLOTHING STORES | 6 | 6 | 2 388 | 2 388 | 334 | 6 510 | 132 | 4 |
| 566 | SHOE STORES | 17 | 15 | 1 297 | 1 293 | 191 | 4 000 | 62 | 12 |
| 564,569 | OTHER APPAREL, ACCESSORY STORES | 5 | 5 | 287 | 287 | 21 | 46D | 12 | 7 |
| | FURNITURE, HOME FURNISHINGS, EQUIPMENT STORES | | | | | | | | |
| 57 | TOTAL | 93 | 65 | 6 902 | 6 145 | 737 | 16 565 | 195 | 82 |
| 571 | FURNITURE, HOME FURNISHINGS STORES | 41 | 29 | 2 761 | 2 546 | 318 | 5 758 | 76 | 40 |
| 572,573 | HOUSEHOLD APPLIANCE, RADID, TELEVISION, MUSIC STORES | 52 | 36 | 4 141 | 3 599 | 419 | 10 807 | 119 | 42 |
| | EATING, DRINKING PLACES | | | | | | | | |
| 58 | TOTAL | 156 | 140 | 9 339 | 8 963 | 1 731 | 37 357 | 856 | 152 |
| 5812 | EATING PLACES | 118 | 108 | 6 983 | 6 859 | 1 415 | 30 646 | 730 | 121 |
| 5813 | DRINKING PLACES (ALCOHOLIC BEVERAGES) | 38 | 32 | 2 356 | 2 104 | 316 | 6 711 | 126 | 31 |
| | DRUG STORES, PROPRIETARY STORES | | | | | | | | |
| 59PT(591) | TOTAL | 31 | 29 | 6 235 | 5 977 | 805 | 16 005 | 277 | 21 |
| 591 | DRUG STORES | 31 | 29 | 6 224 | 5 966 | 803 | 15 966 | 276 | 21 |
| | PROPRIETARY STORES | - | - | 11 | 11 | 2 | 39 | 1 | - |
| | OTHER RETAIL STORES | | | | | | | | |
| 59 EX.591 | TOTAL | 158 | 117 | 16 312 | 15 650 | 1 845 | 34 162 | 496 | 143 |
| 592 | LIQUOR STORES | 17 | 15 | 1 242 | 1 180 | 95 | 1 983 | 39 | 18 |
| 593 | ANTIQUA STORES, SECONDHAND STORES | 11 | 5 | 261 | 213 | 28 | 609 | 13 | 1D |
| 594 | BOOK, STATIONERY STORES | 4 | 4 | 587 | 587 | 108 | 2 188 | 31 | 2 |
| 595 | SPORTING GOODS STORES, BICYCLE SHOPS | 19 | 11 | 685 | 573 | 59 | 982 | 16 | 19 |
| 596 | FARM, GARDEN SUPPLY STORES, INCLUDING FEED STORES | 32 | 24 | 7 445 | 7 295 | 614 | 11 671 | 162 | 22 |
| 597 | JEWELRY STORES | 15 | 15 | 967 | 967 | 140 | 2 913 | 45 | 14 |
| 598 | FUEL, ICE DEALERS | 18 | 16 | 3 085 | 3 057 | 485 | 8 070 | 103 | 11 |
| 599 | OTHER STORES | 42 | 27 | 2 040 | 1 778 | 316 | 5 746 | 87 | 47 |
| | NONSTORE RETAILERS* | | | | | | | | |
| 53 PART* | TOTAL | 77 | 15 | 2 108 | 1 584 | 298 | 6 075 | 92 | 69 |

Standard Notes: - Represents zero. (D) Withheld to avoid disclosure. (NA) Not available. (X) Not applicable.
 *Nonstore retailers, part of SIC major group 53, are shown separately in this table.

TABLE 5. Counties With 500 Establishments or More: 1963—Continued

| SIC code | County and kind of business | Establishments | | Sales | | Payroll, entire year (\$1,000) | Payroll, workweek ended nearest Nov. 15 (dollars) | Paid employees, workweek ended nearest Nov. 15 (number) | Active proprietors of unincorporated businesses (number) |
|-----------|--|----------------|-----------------------|-------------------------------------|---------------------------------------|--------------------------------|---|---|--|
| | | Total (number) | With payroll (number) | Total, all establishments (\$1,000) | Establishments with payroll (\$1,000) | | | | |
| | <u>GRANT COUNTY</u> | | | | | | | | |
| | RETAIL TRADE, TOTAL | 687 | 523 | 108 228 | 104 534 | 11 399 | 227 525 | 3 535 | 600 |
| | LUMBER, BUILDING MATERIALS, HARDWARE, FARM EQUIPMENT DEALERS | | | | | | | | |
| 52 | TOTAL | 55 | 43 | 8 069 | 7 863 | 963 | 17 365 | 220 | 52 |
| 521 | LUMBER AND OTHER BUILDING MATERIALS DEALERS | 14 | 14 | 3 361 | 3 361 | 504 | 9 138 | 105 | 8 |
| 522-524 | HEATING, PLUMBING, PAINT, ELECTRICAL STORES | 14 | 8 | 524 | 472 | 90 | 1 699 | 21 | 10 |
| 5251 | HARDWARE STORES | 13 | 9 | 1 174 | 1 022 | 172 | 2 748 | 46 | 17 |
| 5252 | FARM EQUIPMENT DEALERS | 14 | 12 | 3 010 | 3 008 | 197 | 3 780 | 48 | 17 |
| | GENERAL MERCHANDISE GROUP STORES* | | | | | | | | |
| 53 PART* | TOTAL | 22 | 22 | 8 899 | 8 899 | 1 304 | 25 596 | 483 | 15 |
| 531 | DEPARTMENT STORES | 3 | 3 | 5 288 | 5 288 | 818 | 16 445 | 286 | - |
| 533 | LIMITED PRICE VARIETY STORES | 14 | 14 | 3 386 | 3 386 | 466 | 8 765 | 184 | 8 |
| 539 | MISCELLANEOUS GENERAL MERCHANDISE STORES | 5 | 5 | 225 | 225 | 20 | 386 | 13 | 7 |
| | FOOD STORES | | | | | | | | |
| 54 | TOTAL | 88 | 56 | 22 393 | 21 273 | 1 568 | 29 127 | 515 | 85 |
| 541 | GROCERY STORES, INCLUDING DELICATESSENS | 76 | 48 | 21 767 | 20 675 | 1 432 | 26 490 | 459 | 71 |
| 542 | MEAT MARKETS, FISH (SEAFOOD) MARKETS | - | - | - | - | - | - | - | - |
| 543 | FRUIT STORES, VEGETABLE MARKETS | 1 | 1 | (0) | (0) | (0) | (0) | (0) | (0) |
| 544 | CANDY, NUT, CONFECTIONERY STORES | 1 | 1 | (0) | (0) | (0) | (0) | (0) | (0) |
| 545-549 | OTHER FOOD STORES | 10 | 6 | 458 | 430 | 122 | 2 334 | 49 | 10 |
| | AUTOMOTIVE DEALERS | | | | | | | | |
| 55 EX.554 | TOTAL | 49 | 39 | 26 295 | 26 211 | 2 258 | 46 843 | 404 | 32 |
| | GASOLINE SERVICE STATIONS | | | | | | | | |
| 55PT(554) | TOTAL | 97 | 81 | 8 762 | 8 120 | 731 | 15 155 | 267 | 104 |
| | APPAREL, ACCESSORY STORES | | | | | | | | |
| 56 | TOTAL | 43 | 39 | 6 638 | 6 558 | 911 | 17 178 | 313 | 22 |
| 561,567 | MEN'S, BOYS' APPAREL STORES, CUSTOM TAILORS | 10 | 8 | 1 358 | 1 350 | 230 | 4 242 | 63 | 5 |
| 562-3,568 | WOMEN'S CLOTHING, SPECIALTY STORES | 18 | 18 | 2 772 | 2 772 | 352 | 6 510 | 154 | 11 |
| 562 | WOMEN'S READY-TO-WEAR STORES | 14 | 14 | 1 920 | 1 920 | 293 | 5 547 | 133 | 10 |
| 563,568 | WOMEN'S ACCESSORY, SPECIALTY STORES, FURRIERS | 4 | 4 | 852 | 852 | 59 | 963 | 21 | 1 |
| 565 | FAMILY CLOTHING STORES | 3 | 1 | (0) | (0) | (0) | (0) | (0) | (0) |
| 566 | SHOE STORES | 10 | 10 | 1 232 | 1 232 | 195 | 3 816 | 50 | 3 |
| 564,569 | OTHER APPAREL, ACCESSORY STORES | 2 | 2 | (0) | (0) | (0) | (0) | (0) | (0) |
| | FURNITURE, HOME FURNISHINGS, EQUIPMENT STORES | | | | | | | | |
| 57 | TOTAL | 52 | 40 | 5 485 | 5 379 | 763 | 15 355 | 182 | 41 |
| 571 | FURNITURE, HOME FURNISHINGS STORES | 22 | 16 | 2 537 | 2 513 | 359 | 6 867 | 76 | 14 |
| 572,573 | HOUSEHOLD APPLIANCE, RADIO, TELEVISION, MUSIC STORES | 30 | 24 | 2 948 | 2 866 | 404 | 8 488 | 106 | 27 |
| | EATING, DRINKING PLACES | | | | | | | | |
| 58 | TOTAL | 134 | 118 | 7 159 | 6 719 | 1 472 | 31 622 | 716 | 127 |
| 5812 | EATING PLACES | 92 | 82 | 4 963 | 4 749 | 1 182 | 25 863 | 598 | 91 |
| 5813 | DRINKING PLACES (ALCOHOLIC BEVERAGES) | 42 | 36 | 2 196 | 1 970 | 290 | 5 759 | 118 | 36 |
| | DRUG STORES, PROPRIETARY STORES | | | | | | | | |
| 59PT(591) | TOTAL | 19 | 19 | 5 201 | 5 137 | 592 | 11 792 | 183 | 8 |
| 591 (| DRUG STORES | 19 | 19 | 5 201 | 5 137 | 592 | 11 792 | 183 | 8 |
| (| PROPRIETARY STORES | - | - | - | - | - | - | - | - |
| | OTHER RETAIL STORES | | | | | | | | |
| 59 EX.591 | TOTAL | 97 | 59 | 7 383 | 6 833 | 678 | 14 346 | 205 | 89 |
| 592 | LIQUOR STORES | 10 | 6 | 592 | 378 | 28 | 680 | 13 | 14 |
| 593 | ANTIQUA STORES, SECONOHANO STORES | 4 | 4 | 232 | 232 | 22 | 445 | 8 | 4 |
| 594 | BOOK, STATIONERY STORES | 3 | 1 | 51 | (0) | (0) | (0) | (0) | (0) |
| 595 | SPORTING GOODS STORES, BICYCLE SHOPS | 7 | 3 | 203 | (0) | (0) | (0) | (0) | (0) |
| 596 | FARM, GARDEN SUPPLY STORES, INCLUDING FEED STORES | 13 | 7 | 3 195 | 3 145 | 133 | 2 772 | 32 | 12 |
| 597 | JEWELRY STORES | 11 | 7 | 993 | 969 | 156 | 3 588 | 53 | 6 |
| 598 | FUEL, ICE DEALERS | 13 | 9 | 1 134 | 1 108 | 187 | 3 745 | 39 | 8 |
| 599 | OTHER STORES | 36 | 22 | 983 | 809 | 127 | 2 492 | 45 | 34 |
| | NONSTORE RETAILERS* | | | | | | | | |
| 53 PART* | TOTAL | 31 | 7 | 1 944 | 1 542 | 159 | 3 146 | 47 | 25 |

Standard Notes: - Represents zero. (D) Withheld to avoid disclosure. (NA) Not available. (X) Not applicable.
 *Nonstore retailers, part of SIC major group 53, are shown separately in this table.

TABLE 5. Counties With 500 Establishments or More: 1963-Continued

| SIC code | County and kind of business | Establishments | | Sales | | Payroll, entire year (\$1,000) | Payroll, workweek ended nearest Nov. 15 (dollars) | Paid employees, workweek ended nearest Nov. 15 (number) | Active proprietors of unincorporated businesses (number) |
|---------------------|--|----------------|-----------------------|-------------------------------------|---------------------------------------|--------------------------------|---|---|--|
| | | Total (number) | With payroll (number) | Total, all establishments (\$1,000) | Establishments with payroll (\$1,000) | | | | |
| HENRY COUNTY | | | | | | | | | |
| | RETAIL TRADE, TOTAL | 502 | 374 | 65 004 | 61 886 | 5 900 | 115 314 | 2 025 | 477 |
| | LUMBER, BUILDING MATERIALS, HARWARE, FARM EQUIPMENT DEALERS | | | | | | | | |
| | TOTAL | 38 | 30 | 5 044 | 4 756 | 513 | 10 259 | 131 | 36 |
| S21 | LUMBER AND OTHER BUILDING MATERIALS DEALERS | 10 | 10 | 2 132 | 2 132 | 284 | 5 938 | 69 | 6 |
| S22-S24 | HEATING, PLUMBING, PAINT, ELECTRICAL STORES | 8 | 8 | 473 | 473 | 51 | 963 | 14 | 11 |
| S251 | HARWARE STORES | 11 | 5 | 457 | 205 | 16 | 281 | 8 | 11 |
| S252 | FARM EQUIPMENT DEALERS | 9 | 7 | 1 982 | 1 946 | 162 | 3 077 | 40 | 8 |
| | GENERAL MERCHANOISE GROUP STORES* | | | | | | | | |
| | TOTAL | 17 | 15 | 4 913 | 4 899 | 660 | 12 612 | 243 | 10 |
| S3 PART* | DEPARTMENT STORES | 1 | 1 | (0) | (0) | (0) | (0) | (0) | (0) |
| S33 | LIMITED PRICE VARIETY STORES | 8 | 8 | 1 287 | 1 287 | 183 | 3 561 | 91 | 3 |
| S39 | MISCELLANEOUS GENERAL MERCHANOISE STORES | 8 | 6 | (0) | (0) | (0) | (0) | (0) | (0) |
| | FOOD STORES | | | | | | | | |
| | TOTAL | 77 | 45 | 13 634 | 12 842 | 868 | 17 468 | 287 | 78 |
| S4 | GROCERY STORES, INCLUDING DELICATESSENS | 67 | 41 | 13 428 | 12 698 | 847 | 16 759 | 272 | 68 |
| S42 | MEAT MARKETS, FISH (SEAFOOD) MARKETS | 1 | 1 | (0) | (0) | (0) | (0) | (0) | (0) |
| S43 | FRUIT STORES, VEGETABLE MARKETS | 2 | - | 50 | - | - | - | - | 2 |
| S44 | CANDY, NUT, CONFECTIONERY STORES | 4 | 2 | 59 | (0) | (0) | (0) | (0) | (0) |
| S45-S49 | OTHER FOOD STORES | 3 | 1 | (0) | (0) | (0) | (0) | (0) | (0) |
| | AUTOMOTIVE DEALERS | | | | | | | | |
| SS EX.SS4 | TOTAL | 46 | 34 | 16 144 | 15 940 | 1 238 | 23 648 | 273 | 34 |
| | GASOLINE SERVICE STATIONS | | | | | | | | |
| S5PT(SS4) | TOTAL | 85 | 67 | 6 101 | 5 519 | 448 | 9 461 | 173 | 95 |
| | APPAREL, ACCESSORY STORES | | | | | | | | |
| | TOTAL | 31 | 25 | 2 569 | (0) | (0) | (0) | (0) | (0) |
| S61,S67 | MEN'S, BOYS' APPAREL STORES, CUSTOM TAILORS | 4 | 4 | 503 | 503 | 100 | 1 232 | 23 | 2 |
| S62-3,S68 | WOMEN'S CLOTHING, SPECIALTY STORES | 13 | 11 | 942 | 908 | 127 | 2 416 | 68 | 8 |
| S62 | WOMEN'S READY-TO-WEAR STORES | 8 | 8 | 575 | 575 | 72 | 1 416 | 41 | 4 |
| S63,S68 | WOMEN'S ACCESSORY, SPECIALTY STORES, FURRIERS | 5 | 3 | 367 | 333 | 55 | 1 000 | 27 | 4 |
| S65 | FAMILY CLOTHING STORES | 2 | 2 | (0) | (0) | (0) | (0) | (0) | (0) |
| S66 | SHOE STORES | 11 | 7 | 689 | 571 | 59 | 1 010 | 20 | 8 |
| S64,S69 | OTHER APPAREL, ACCESSORY STORES | 1 | 1 | (0) | (0) | (0) | (0) | (0) | (0) |
| | FURNITURE, HOME FURNISHINGS, EQUIPMENT STORES | | | | | | | | |
| | TOTAL | 30 | 22 | 2 666 | 2 500 | 322 | 6 147 | 86 | 29 |
| S71 | FURNITURE, HOME FURNISHINGS STORES | 20 | 14 | 1 571 | 1 421 | 215 | 3 768 | 59 | 21 |
| S72,S73 | HOUSEHOLD APPLIANCE, RADIO, TELEVISION, MUSIC STORES | 10 | 8 | 1 095 | 1 079 | 107 | 2 379 | 27 | 8 |
| | EATING, DRINKING PLACES | | | | | | | | |
| | TOTAL | 75 | 69 | 3 909 | 3 471 | 656 | 13 738 | 410 | 81 |
| S812 | EATING PLACES | 63 | 57 | 3 077 | 2 639 | 551 | 11 817 | 369 | 66 |
| S813 | DRINKING PLACES (ALCOHOLIC BEVERAGES) | 12 | 12 | 832 | 832 | 105 | 1 921 | 41 | 15 |
| | DRUG STORES, PROPRIETARY STORES | | | | | | | | |
| | TOTAL | 12 | 12 | 1 834 | 1 834 | 219 | 4 509 | 81 | 11 |
| S9PT(S91) | DRUG STORES | 8 | 8 | 1 481 | 1 481 | 193 | 4 023 | 71 | 8 |
| S91 | PROPRIETARY STORES | 4 | 4 | 353 | 353 | 26 | 486 | 10 | 3 |
| | OTHER RETAIL STORES | | | | | | | | |
| S9 EX.S91 | TOTAL | 73 | 53 | 7 732 | 7 408 | 619 | 11 470 | 197 | 67 |
| S92 | LIQUOR STORES | 10 | 6 | 1 085 | 951 | 57 | 1 088 | 23 | 10 |
| S93 | ANTIQUE STORES, SECONDHAND STORES | 10 | 4 | 359 | 333 | 43 | 708 | 17 | 10 |
| S94 | BOOK, STATIONERY STORES | 1 | 1 | (0) | (0) | (0) | (0) | (0) | (0) |
| S95 | SPORTING GOODS STORES, BICYCLE SHOPS | - | - | - | - | - | - | - | - |
| S96 | FARM, GARDEN SUPPLY STORES, INCLUDING FEEO STORES | 13 | 13 | 4 336 | 4 336 | 241 | 4 619 | 62 | 11 |
| S97 | JEWELRY STORES | 7 | 5 | 392 | 368 | 34 | 572 | 11 | 6 |
| S98 | FUEL, ICE DEALERS | 13 | 7 | 860 | 726 | 139 | 2 441 | 35 | 11 |
| S99 | OTHER STORES | 19 | 17 | (0) | (0) | (0) | (0) | (0) | (0) |
| | NONSTORE RETAILERS* | | | | | | | | |
| S3 PART* | TOTAL | 18 | 2 | 458 | (0) | (0) | (0) | (0) | (0) |

Standard Notes: - Represents zero. (D) Withheld to avoid disclosure. (NA) Not available. (X) Not applicable.
 *Nonstore retailers, part of SIC major group 53, are shown separately in this table.

TABLE 5. Counties With 500 Establishments or More: 1963-Continued

| SIC code | County and kind of business | Establishments | | Sales | | Payroll, entire year (\$1,000) | Payroll, workweek ended nearest Nov. 15 (dollars) | Paid employees, workweek ended nearest Nov. 15 (number) | Active proprietors of unincorporated businesses (number) |
|------------|---|----------------|-----------------------|-------------------------------------|---------------------------------------|--------------------------------|---|---|--|
| | | Total (number) | With payroll (number) | Total, all establishments (\$1,000) | Establishments with payroll (\$1,000) | | | | |
| | <u>HOWARD COUNTY</u> | | | | | | | | |
| | RETAIL TRADE, TOTAL. | 675 | 493 | 115 328 | 111 796 | 13 187 | 262 855 | 4 086 | 629 |
| | LUMBER, BUILDING MATERIALS, HARDWARE, FARM EQUIPMENT DEALERS | | | | | | | | |
| 52 | TOTAL. | 40 | 32 | 9 453 | 9 339 | 1 356 | 21 411 | 264 | 27 |
| 521 | LUMBER AND OTHER BUILDING MATERIALS DEALERS. | 11 | 11 | 5 012 | 5 012 | 763 | 10 425 | 125 | 2 |
| 522-524 | HEATING, PLUMBING, PAINT, ELECTRICAL STORES. | 13 | 9 | 1 162 | 1 104 | 205 | 3 460 | 48 | 9 |
| 5251 | HARDWARE STORES. | 10 | 6 | 1 595 | 1 539 | 304 | 5 801 | 66 | 6 |
| 5252 | FARM EQUIPMENT DEALERS. | 6 | 6 | 1 684 | 1 684 | 84 | 1 725 | 25 | 10 |
| | GENERAL MERCHANDISE GROUP STORES* | | | | | | | | |
| 53 PART* | TOTAL. | 23 | 21 | 16 597 | 16 577 | 2 412 | 56 693 | 959 | 15 |
| 531 | DEPARTMENT STORES. | 5 | 5 | 12 851 | 12 851 | 1 796 | 46 004 | 730 | - |
| 533 | LIMITED PRICE VARIETY STORES. | 9 | 9 | 2 693 | 2 693 | 462 | 8 321 | 183 | 3 |
| 539 | MISCELLANEOUS GENERAL MERCHANDISE STORES. | 9 | 7 | 1 053 | 1 033 | 154 | 2 368 | 46 | 12 |
| | FOOD STORES | | | | | | | | |
| 54 | TOTAL. | 86 | 58 | 20 455 | 19 677 | 1 352 | 29 709 | 508 | 87 |
| 541 | GROCERY STORES, INCLUDING DELICATESSENS. | 62 | 42 | 19 568 | 18 916 | 1 269 | 28 137 | 466 | 59 |
| 542 | MEAT MARKETS, FISH (SEAFOOD) MARKETS. | 3 | 3 | 183 | 183 | 15 | 303 | 6 | 4 |
| 543 | FRUIT STORES, VEGETABLE MARKETS. | 6 | - | 36 | - | - | - | - | 6 |
| 544 | CANDY, NUT, CONFECTIONERY STORES. | 3 | 3 | 59 | 59 | 6 | 148 | 5 | 3 |
| 545-549 | OTHER FOOD STORES. | 12 | 10 | 609 | 519 | 62 | 1 121 | 31 | 15 |
| | AUTOMOTIVE DEALERS | | | | | | | | |
| 55 EX.554 | TOTAL. | 62 | 38 | 23 714 | 23 066 | 2 314 | 40 312 | 418 | 51 |
| | GASOLINE SERVICE STATIONS | | | | | | | | |
| 55PT (554) | TOTAL. | 75 | 57 | 6 722 | 5 804 | 470 | 10 418 | 182 | 80 |
| | APPAREL, ACCESSORY STORES | | | | | | | | |
| 56 | TOTAL. | 43 | 43 | 6 701 | 6 701 | 812 | 14 943 | 290 | 25 |
| 561,567 | MEN'S, BOYS' APPAREL STORES, CUSTOM TAILORS. | 10 | 10 | 1 711 | 1 711 | 195 | 3 644 | 79 | 5 |
| 562-3,568 | WOMEN'S CLOTHING, SPECIALTY STORES. | 18 | 18 | 2 970 | 2 970 | 312 | 6 299 | 121 | 10 |
| 562 | WOMEN'S READY-TO-WEAR STORES. | 11 | 11 | 2 143 | 2 143 | 252 | 5 319 | 98 | 8 |
| 563,568 | WOMEN'S ACCESSORY, SPECIALTY STORES, FURRIERS. | 7 | 7 | 827 | 827 | 60 | 980 | 23 | 2 |
| 565 | FAMILY CLOTHING STORES. | 3 | 3 | (D) | (D) | (D) | (D) | (D) | (D) |
| 566 | SHOE STORES. | 10 | 10 | 1 017 | 1 017 | 157 | 2 906 | 45 | 6 |
| 564,569 | OTHER APPAREL, ACCESSORY STORES. | 2 | 2 | (D) | (D) | (D) | (D) | (D) | (D) |
| | FURNITURE, HOME FURNISHINGS, EQUIPMENT STORES | | | | | | | | |
| 57 | TOTAL. | 53 | 37 | 6 297 | 6 147 | 855 | 15 619 | 198 | 54 |
| 571 | FURNITURE, HOME FURNISHINGS STORES. | 31 | 23 | 3 925 | 3 853 | 591 | 10 574 | 136 | 31 |
| 572,573 | HOUSEHOLD APPLIANCE, RADIO, TELEVISION, MUSIC STORES. | 22 | 14 | 2 372 | 2 294 | 264 | 5 045 | 62 | 23 |
| | EATING, DRINKING PLACES | | | | | | | | |
| 58 | TOTAL. | 118 | 106 | 7 261 | 7 011 | 1 478 | 33 671 | 723 | 135 |
| 5812 | EATING PLACES. | 78 | 72 | 4 952 | 4 838 | 1 112 | 24 800 | 558 | 86 |
| 5813 | DRINKING PLACES (ALCOHOLIC BEVERAGES). | 40 | 34 | 2 309 | 2 173 | 366 | 8 871 | 165 | 49 |
| | DRUG STORES, PROPRIETARY STORES | | | | | | | | |
| 59PT (591) | TOTAL. | 19 | 19 | 4 521 | 4 521 | 674 | 12 523 | 202 | 10 |
| 591 (| DRUG STORES. | 16 | 16 | 4 421 | 4 421 | 663 | 12 225 | 188 | 7 |
| (| PROPRIETARY STORES. | 3 | 3 | 100 | 100 | 11 | 298 | 14 | 3 |
| | OTHER RETAIL STORES | | | | | | | | |
| 59 EX.591 | TOTAL. | 111 | 75 | 12 193 | 11 729 | 1 263 | 23 868 | 301 | 105 |
| 592 | LIQUOR STORES. | 13 | 11 | 1 023 | 925 | 68 | 1 119 | 20 | 15 |
| 593 | ANTIQUO STORES, SECONDHAND STORES. | 12 | 6 | 455 | 427 | 55 | 1 013 | 13 | 11 |
| 594 | BOOK, STATIONERY STORES. | 3 | 1 | 97 | (D) | (D) | (D) | (D) | (D) |
| 595 | SPORTING GOODS STORES, BICYCLE SHOPS. | 10 | 6 | 622 | 526 | 88 | 1 539 | 23 | 12 |
| 596 | FARM, GARDEN SUPPLY STORES, INCLUDING FEED STORES. | 16 | 14 | 5 749 | 5 723 | 255 | 4 985 | 63 | 7 |
| 597 | JEWELRY STORES. | 9 | 5 | 936 | 892 | 167 | 4 219 | 42 | (D) |
| 598 | FUEL, ICE DEALERS. | 10 | 6 | 2 049 | (D) | (D) | (D) | (D) | (D) |
| 599 | OTHER STORES. | 38 | 26 | 1 262 | 1 130 | 179 | 3 663 | 82 | 41 |
| | NONSTORE RETAILERS* | | | | | | | | |
| 53 PART* | TOTAL. | 45 | 7 | 1 414 | 1 224 | 201 | 3 688 | 41 | 40 |

Standard Notes: - Represents zero. (D) Withheld to avoid disclosure. (NA) Not available. (X) Not applicable.
 *Nonstore retailers, part of SIC major group 53, are shown separately in this table.

TABLE 5. Counties With 500 Establishments or More: 1963-Continued

| SIC code | County and kind of business | Establishments | | Sales | | Payroll, entire year (\$1,000) | Payroll, workweek ended nearest Nov. 15 (dollars) | Paid employees, workweek ended nearest Nov. 15 (number) | Active proprietors of unincorporated businesses (number) |
|-----------|--|----------------|-----------------------|-------------------------------------|---------------------------------------|--------------------------------|---|---|--|
| | | Total (number) | With payroll (number) | Total, all establishments (\$1,000) | Establishments with payroll (\$1,000) | | | | |
| | KNOX COUNTY | | | | | | | | |
| | RETAIL TRADE, TOTAL | 524 | 368 | 57 044 | 52 922 | 6 306 | 118 318 | 2 091 | 479 |
| | LUMBER, BUILDING MATERIALS, HARDWARE, FARM EQUIPMENT DEALERS | | | | | | | | |
| 52 | TOTAL | 30 | 28 | 4 968 | 4 952 | 633 | 12 486 | 152 | 17 |
| 521 | LUMBER AND OTHER BUILDING MATERIALS DEALERS | 10 | 10 | 1 992 | 1 992 | 352 | 7 403 | 77 | 5 |
| 522-524 | HEATING, PLUMBING, PAINT, ELECTRICAL STORES | 5 | 5 | 311 | 311 | 62 | 1 154 | 14 | 3 |
| 5251 | HARDWARE STORES | 7 | 5 | 399 | 383 | 69 | 1 297 | 22 | 6 |
| 5252 | FARM EQUIPMENT DEALERS | 8 | 8 | 2 266 | 2 266 | 150 | 2 632 | 39 | 3 |
| | GENERAL MERCHANDISE GROUP STORES* | | | | | | | | |
| 53 PART* | TOTAL | 19 | 15 | 7 848 | 7 612 | 1 100 | 21 030 | 412 | 15 |
| 531 | DEPARTMENT STORES | 5 | 5 | 5 865 | 5 865 | 888 | 16 514 | 309 | - |
| 533 | LIMITED PRICE VARIETY STORES | 6 | 6 | (D) | (D) | (0) | (0) | (0) | (0) |
| 539 | MISCELLANEOUS GENERAL MERCHANDISE STORES | 8 | 4 | (0) | (0) | (0) | (0) | (0) | (0) |
| | FOOD STORES | | | | | | | | |
| 54 | TOTAL | 93 | 49 | 12 234 | 11 064 | 824 | 15 183 | 262 | 86 |
| 541 | GROCERY STORES, INCLUDING DELICATESSENS | 80 | 42 | 11 853 | 10 805 | 799 | 14 594 | 249 | 70 |
| 542 | MEAT MARKETS, FISH (SEAFOOD) MARKETS | 2 | 2 | (0) | (0) | (0) | (0) | (0) | (0) |
| 543 | FRUIT STORES, VEGETABLE MARKETS | 1 | 1 | (0) | (0) | (0) | (0) | (0) | (0) |
| 544 | CANDY, NUT, CONFECTIONERY STORES | 4 | 2 | 115 | (0) | (0) | (0) | (0) | (0) |
| 545-549 | OTHER FOOD STORES | 6 | 2 | 66 | (D) | (0) | (0) | (0) | (0) |
| | AUTOMOTIVE DEALERS | | | | | | | | |
| 55 EX.554 | TOTAL | 42 | 26 | 10 245 | 9 595 | 1 059 | 19 648 | 223 | 32 |
| | GASOLINE SERVICE STATIONS | | | | | | | | |
| 55PT(554) | TOTAL | 69 | 49 | 4 140 | 3 452 | 301 | 6 071 | 126 | 70 |
| | APPAREL, ACCESSORY STORES | | | | | | | | |
| 56 | TOTAL | 22 | 22 | 1 978 | (0) | (0) | (0) | (0) | (0) |
| 561,567 | MEN'S, BOYS' APPAREL STORES, CUSTOM TAILORS | 2 | 2 | (0) | (0) | (D) | (0) | (0) | (0) |
| 562-3,568 | WOMEN'S CLOTHING, SPECIALTY STORES | 10 | 10 | 736 | 736 | 72 | 1 269 | 47 | 8 |
| 562 | WOMEN'S READY-TO-WEAR STORES | 9 | 9 | 707 | 707 | 67 | 1 188 | 44 | 8 |
| 563,568 | WOMEN'S ACCESSORY, SPECIALTY STORES, FURRIERS | 1 | 1 | (0) | (0) | (0) | (0) | (0) | (0) |
| 565 | FAMILY CLOTHING STORES | 1 | 1 | (0) | (0) | (0) | (0) | (0) | (0) |
| 566 | SHOE STORES | 8 | 8 | 788 | 788 | 85 | 1 808 | 30 | 7 |
| 564,569 | OTHER APPAREL, ACCESSORY STORES | 1 | 1 | (D) | (D) | (0) | (0) | (0) | (0) |
| | FURNITURE, HOME FURNISHINGS, EQUIPMENT STORES | | | | | | | | |
| 57 | TOTAL | 34 | 24 | 2 571 | 2 433 | 390 | 7 143 | 112 | 28 |
| 571 | FURNITURE, HOME FURNISHINGS STORES | 18 | 10 | 1 418 | 1 286 | 226 | 4 397 | 59 | 16 |
| 572,573 | HOUSEHOLD APPLIANCE, RADIO, TELEVISION, MUSIC STORES | 16 | 14 | 1 153 | 1 147 | 164 | 2 746 | 53 | 12 |
| | EATING, DRINKING PLACES | | | | | | | | |
| 58 | TOTAL | 94 | 86 | 3 788 | 3 600 | 732 | 14 586 | 426 | 100 |
| 5812 | EATING PLACES | 55 | 53 | 2 428 | 2 396 | 557 | 11 112 | 340 | 59 |
| 5813 | DRINKING PLACES (ALCOHOLIC BEVERAGES) | 39 | 33 | 1 360 | 1 204 | 175 | 3 474 | 86 | 41 |
| | DRUG STORES, PROPRIETARY STORES | | | | | | | | |
| 59PT(591) | TOTAL | 21 | 17 | 2 681 | 2 575 | 409 | 6 777 | 106 | 16 |
| 591 | DRUG STORES | 16 | 14 | 2 555 | 2 483 | 402 | 6 641 | 99 | 10 |
| | PROPRIETARY STORES | 5 | 3 | 126 | 92 | 7 | 136 | 7 | 6 |
| | OTHER RETAIL STORES | | | | | | | | |
| 59 EX.591 | TOTAL | 77 | 49 | 5 288 | 4 566 | 530 | 8 944 | 142 | 74 |
| 592 | LIQUOR STORES | 12 | 2 | 431 | (D) | (0) | (0) | (0) | (0) |
| 593 | ANTIQUA STORES, SECONOHANO STORES | 5 | 1 | 123 | (D) | (0) | (0) | (0) | (0) |
| 594 | BOOK, STATIONERY STORES | 1 | 1 | (0) | (0) | (0) | (0) | (0) | (0) |
| 595 | SPORTING GOODS STORES, BICYCLE SHOPS | 2 | 2 | (D) | (0) | (0) | (0) | (0) | (0) |
| 596 | FARM, GARDEN SUPPLY STORES, INCLUDING FEED STORES | 17 | 15 | 2 929 | 2 891 | 263 | 4 024 | 54 | 15 |
| 597 | JEWELRY STORES | 7 | 7 | 484 | 484 | 79 | 1 483 | 26 | 6 |
| 598 | FUEL, ICE DEALERS | 6 | 4 | (0) | (D) | (0) | (0) | (0) | (0) |
| 599 | OTHER STORES | 27 | 17 | 630 | 482 | 72 | 1 451 | 31 | 30 |
| | NONSTORE RETAILERS* | | | | | | | | |
| 53 PART* | TOTAL | 23 | 3 | 1 303 | (D) | (D) | (D) | (0) | (D) |

Standard Notes: - Represents zero. (D) Withheld to avoid disclosure. (NA) Not available. (X) Not applicable.
 *Nonstore retailers, part of SIC major group 53, are shown separately in this table.

TABLE 5. Counties With 500 Establishments or More: 1963-Continued

| SIC code | County and kind of business | Establishments | | Sales | | Payroll, entire year (\$1,000) | Payroll, workweek ended nearest Nov. 15 (dollars) | Paid employees, workweek ended nearest Nov. 15 (number) | Active proprietors of unincorporated businesses (number) |
|-------------------------|--|----------------|-----------------------|-------------------------------------|---------------------------------------|--------------------------------|---|---|--|
| | | Total (number) | With payroll (number) | Total, all establishments (\$1,000) | Establishments with payroll (\$1,000) | | | | |
| KOSCIUSKO COUNTY | | | | | | | | | |
| | RETAIL TRADE, TOTAL | 556 | 388 | 64 888 | 61 774 | 6 499 | 121 908 | 1 988 | 554 |
| | LUMBER, BUILDING MATERIALS, HARDWARE, FARM EQUIPMENT DEALERS | | | | | | | | |
| | TOTAL | 43 | 35 | 8 511 | 8 375 | 1 028 | 17 121 | 198 | 37 |
| 52 | LUMBER AND OTHER BUILDING MATERIALS DEALERS | 13 | 11 | 3 266 | 3 260 | 399 | 6 094 | 75 | 8 |
| 522-524 | HEATING, PLUMBING, PAINT, ELECTRICAL STORES | 9 | 5 | 269 | 203 | 40 | 759 | 11 | 7 |
| 5251 | HARDWARE STORES | 12 | 10 | 2 093 | 2 029 | 229 | 4 549 | 56 | 12 |
| 5252 | FARM EQUIPMENT DEALERS | 9 | 9 | 2 883 | 2 883 | 360 | 5 719 | 56 | 10 |
| | GENERAL MERCHANDISE GROUP STORES* | | | | | | | | |
| | TOTAL | 17 | 17 | 3 203 | 3 203 | 444 | 8 449 | 157 | 11 |
| 53 PART* | DEPARTMENT STORES | - | - | - | - | - | - | - | - |
| 531 | LIMITED PRICE VARIETY STORES | 8 | 8 | 777 | 777 | 92 | 1 763 | 48 | 5 |
| 533 | MISCELLANEOUS GENERAL MERCHANDISE STORES | 9 | 9 | 2 426 | 2 426 | 352 | 6 686 | 109 | 6 |
| 539 | | | | | | | | | |
| | FOOD STORES | | | | | | | | |
| | TOTAL | 65 | 39 | 13 536 | 12 520 | 854 | 15 151 | 257 | 68 |
| 54 | GROCERY STORES, INCLUDING DELICATESSENS | 56 | 32 | 12 786 | 12 064 | 789 | 13 603 | 231 | 59 |
| 541 | MEAT MARKETS, FISH (SEAFOOD) MARKETS | 2 | 2 | (0) | (0) | (0) | (0) | (0) | (0) |
| 542 | FRUIT STORES, VEGETABLE MARKETS | - | - | - | - | - | - | - | - |
| 543 | CANDY, NUT, CONFECTIONERY STORES | - | - | - | - | - | - | - | - |
| 544 | OTHER FOOD STORES | 7 | 5 | (0) | (0) | (0) | (0) | (0) | (0) |
| 545-549 | | | | | | | | | |
| | AUTOMOTIVE DEALERS | | | | | | | | |
| | TOTAL | 40 | 34 | 11 719 | 11 661 | 808 | 15 945 | 201 | 37 |
| 55 EX.554 | | | | | | | | | |
| | GASOLINE SERVICE STATIONS | | | | | | | | |
| | TOTAL | 76 | 58 | 6 008 | 5 198 | 462 | 9 548 | 176 | 83 |
| 55PT(554) | | | | | | | | | |
| | APPAREL, ACCESSORY STORES | | | | | | | | |
| | TOTAL | 28 | 26 | 2 432 | 2 418 | 264 | 4 974 | 104 | 30 |
| 56 | MEN'S, BOYS' APPAREL STORES, CUSTOM TAILORS | 4 | 4 | 533 | 533 | 59 | 1 037 | 18 | 7 |
| 561-567 | WOMEN'S CLOTHING, SPECIALTY STORES | 8 | 8 | 579 | 579 | 58 | 1 040 | 25 | 7 |
| 562-3,568 | WOMEN'S READY-TO-WEAR STORES | 5 | 5 | (0) | (0) | (0) | (0) | (0) | (0) |
| 562 | WOMEN'S ACCESSORY, SPECIALTY STORES, FURRIERS | 3 | 3 | (0) | (0) | (0) | (0) | (0) | (0) |
| 563-568 | FAMILY CLOTHING STORES | 5 | 5 | 840 | 840 | 89 | 1 822 | 33 | 4 |
| 565 | SHOE STORES | 9 | 7 | (0) | (0) | (0) | (0) | (0) | (0) |
| 566 | OTHER APPAREL, ACCESSORY STORES | 2 | 2 | (0) | (0) | (0) | (0) | (0) | (0) |
| 564-569 | | | | | | | | | |
| | FURNITURE, HOME FURNISHINGS, EQUIPMENT STORES | | | | | | | | |
| | TOTAL | 31 | 17 | 2 835 | 2 733 | 360 | 7 272 | 96 | 39 |
| 57 | FURNITURE, HOME FURNISHINGS STORES | 21 | 9 | 1 889 | 1 801 | 242 | 4 355 | 59 | 29 |
| 571 | HOUSEHOLD APPLIANCE, RADIO, TELEVISION, MUSIC STORES | 10 | 8 | 946 | 932 | 118 | 2 917 | 37 | 10 |
| 572-573 | | | | | | | | | |
| | EATING, DRINKING PLACES | | | | | | | | |
| | TOTAL | 107 | 79 | 4 406 | 4 076 | 930 | 17 265 | 411 | 122 |
| 58 | EATING PLACES | 91 | 67 | 3 591 | 3 321 | 804 | 14 948 | 371 | 108 |
| 5812 | DRINKING PLACES (ALCOHOLIC BEVERAGES) | 16 | 12 | 815 | 755 | 126 | 2 317 | 40 | 14 |
| 5813 | | | | | | | | | |
| | DRUG STORES, PROPRIETARY STORES | | | | | | | | |
| | TOTAL | 14 | 14 | 2 176 | 2 176 | 280 | 5 014 | 100 | 12 |
| 59PT(591) | DRUG STORES | 13 | 13 | (0) | (0) | (0) | (0) | (0) | (0) |
| 591 | PROPRIETARY STORES | 1 | 1 | (0) | (0) | (0) | (0) | (0) | (0) |
| | OTHER RETAIL STORES | | | | | | | | |
| | TOTAL | 95 | 63 | 8 542 | 8 088 | 838 | 16 484 | 239 | 80 |
| 59 EX.591 | LIQUOR STORES | 9 | 7 | 491 | 421 | 37 | 799 | 13 | 11 |
| 592 | ANTIQUE STORES, SECONDHAND STORES | 8 | 4 | (0) | (0) | (0) | (0) | (0) | (0) |
| 593 | BOOK, STATIONERY STORES | 2 | 2 | (0) | (0) | (0) | (0) | (0) | (0) |
| 594 | SPORTING GOODS STORES, BICYCLE SHOPS | 8 | 6 | 250 | 210 | 28 | 441 | 7 | 7 |
| 595 | FARM, GARDEN SUPPLY STORES, INCLUDING FEEO STORES | 22 | 16 | 4 226 | 4 048 | 308 | 6 685 | 86 | 17 |
| 596 | JEWELRY STORES | 9 | 5 | 346 | 298 | 50 | 949 | 14 | 8 |
| 597 | FUEL, ICE DEALERS | 10 | 10 | 1 972 | 1 972 | 253 | 4 655 | 66 | 4 |
| 598 | OTHER STORES | 27 | 13 | 775 | 675 | 105 | 1 939 | 30 | 26 |
| 599 | | | | | | | | | |
| | NONSTORE RETAILERS* | | | | | | | | |
| 53 PART* | TOTAL | 40 | 6 | 1 520 | 1 326 | 231 | 4 685 | 49 | 35 |

Standard Notes: - Represents zero. (D) Withheld to avoid disclosure. (NA) Not available. (X) Not applicable.
 *Nonstore retailers, part of SIC major group 53, are shown separately in this table.

TABLE 5. Counties With 500 Establishments or More: 1963-Continued

| SIC code | County and kind of business | Establishments | | Sales | | Payroll, entire year | Payroll, workweek ended nearest Nov. 15 | Paid employees, workweek ended nearest Nov. 15 | Active proprietors of unincorporated businesses |
|------------|--|----------------|--------------|---------------------------|-----------------------------|----------------------|---|--|---|
| | | Total | With payroll | Total, all establishments | Establishments with payroll | | | | |
| | | (number) | (number) | (\$1,000) | (\$1,000) | (\$1,000) | (dollars) | (number) | (number) |
| | <u>LAKE COUNTY</u> | | | | | | | | |
| | RETAIL TRADE, TOTAL | 3 841 | 2 947 | 693 251 | 670 387 | 79 893 | 1 628 441 | 23 393 | 3 557 |
| | LUMBER, BUILDING MATERIALS, HARDWARE, FARM EQUIPMENT DEALERS | | | | | | | | |
| 52 | TOTAL | 203 | 163 | 33 821 | 32 823 | 5 363 | 98 821 | 1 048 | 143 |
| 521 | LUMBER YARDS | 49 | 49 | 19 776 | 19 776 | 3 408 | 61 062 | 572 | 8 |
| | BUILDING MATERIALS DEALERS | 13 | 11 | 2 145 | 1 919 | 341 | 6 650 | 74 | 8 |
| 522 | HEATING, PLUMBING EQUIPMENT DEALERS | 16 | 12 | (D) | (D) | (D) | (D) | (D) | (D) |
| 523 | PAINT, GLASS, WALLPAPER STORES | 36 | 26 | 1 388 | 1 292 | 212 | 4 578 | 60 | 31 |
| 524 | ELECTRICAL SUPPLY STORES | 1 | 1 | (D) | (D) | (D) | (D) | (D) | (D) |
| 5251 | HARDWARE STORES | 81 | 61 | 6 642 | 6 124 | 880 | 15 517 | 224 | 76 |
| 5252 | FARM EQUIPMENT DEALERS | 7 | 3 | 1 690 | 1 620 | 136 | 3 050 | 31 | 9 |
| | GENERAL MERCHANDISE GROUP STORES* | | | | | | | | |
| 53 PART* | TOTAL | 91 | 79 | 101 469 | 101 213 | 13 101 | 282 477 | 4 529 | 44 |
| 531 | DEPARTMENT STORES | 14 | 14 | (D) | (D) | (D) | (D) | (D) | (D) |
| 533 | LIMITED PRICE VARIETY STORES | 36 | 36 | 9 302 | 9 302 | 1 533 | 29 265 | 721 | 16 |
| 539 | GENERAL MERCHANDISE STORES | 35 | 25 | 13 061 | 12 815 | 1 466 | 40 204 | 572 | 22 |
| | DRY GOODS STORES | 4 | 4 | (D) | (D) | (D) | (D) | (D) | (D) |
| | SEWING, NEEDLEWORK STORES | 2 | - | 10 | - | - | - | - | 2 |
| | FOOD STORES | | | | | | | | |
| 54 | TOTAL | 662 | 430 | 184 836 | 177 724 | 15 083 | 313 962 | 4 285 | 634 |
| 541 | GROCERY STORES, INCLUDING DELICATESSENS | 489 | 309 | 170 939 | 165 301 | 13 217 | 274 660 | 3 611 | 465 |
| 542 | MEAT MARKETS | 23 | 19 | 4 293 | (D) | (D) | (D) | (D) | (D) |
| | FISH (SEAFOOD) MARKETS | 6 | 4 | 335 | 297 | 31 | 514 | 14 | 7 |
| 543 | FRUIT STORES, VEGETABLE MARKETS | 17 | 13 | 2 069 | 1 891 | 135 | 3 221 | 66 | 21 |
| 544 | CANDY, NUT, CONFECTIONERY STORES | 44 | 26 | 1 687 | (D) | (D) | (D) | (D) | (D) |
| 545 | DAIRY PRODUCTS STORES | 15 | 9 | 1 140 | (D) | (D) | (D) | (D) | (D) |
| 546 | RETAIL BAKERIES | 48 | 46 | 3 679 | 3 633 | 1 086 | 22 845 | 369 | 48 |
| 5462 | RETAIL BAKERIES, MANUFACTURING | 39 | 39 | 3 253 | 3 253 | 997 | 21 178 | 337 | 39 |
| 5463 | RETAIL BAKERIES, NONMANUFACTURING | 9 | 7 | 426 | 380 | 89 | 1 667 | 32 | 9 |
| 549 | EGG AND POULTRY DEALERS | 11 | 3 | 641 | (D) | (D) | (D) | (D) | (D) |
| | OTHER | 9 | 1 | 53 | (D) | (D) | (D) | (D) | (D) |
| | AUTOMOTIVE DEALERS | | | | | | | | |
| 55 EX. 554 | TOTAL | 194 | 144 | 115 758 | 114 372 | 10 043 | 194 264 | 1 713 | 137 |
| 551 | PASSENGER CAR DEALERS, FRANCHISED | 60 | 60 | 97 165 | 97 165 | 8 335 | 161 967 | 1 390 | 24 |
| | DOMESTIC CAR DEALERS | 52 | 52 | 85 521 | 85 521 | 7 438 | 145 005 | 1 256 | 21 |
| | IMPORTED CAR DEALERS | 5 | 5 | (D) | (D) | (D) | (D) | (D) | (D) |
| | DOMESTIC AND IMPORTED CAR DEALERS | 3 | 3 | (D) | (D) | (D) | (D) | (D) | (D) |
| 552 | PASSENGER CAR DEALERS, NONFRANCHISED | 69 | 33 | 10 064 | (D) | (D) | (D) | (D) | (D) |
| 553 | TIRE, BATTERY, ACCESSORY DEALERS | 38 | 34 | 5 535 | 5 471 | 857 | 16 278 | 159 | 24 |
| | HOME AND AUTO SUPPLY STORES | - | - | - | - | - | - | - | - |
| 559 | MISCELLANEOUS AIRCRAFT, MARINE, AUTOMOTIVE DEALERS | 27 | 17 | 2 994 | (D) | (D) | (D) | (D) | (D) |
| | AIRCRAFT, BOAT, MOTORCYCLE DEALERS | 8 | 6 | 701 | (D) | (D) | (D) | (D) | (D) |
| | HOUSEHOLD TRAILER DEALERS | 12 | 10 | 2 181 | (D) | (D) | (D) | (D) | (D) |
| | OTHER AUTOMOTIVE DEALERS | 7 | 1 | 112 | (D) | (D) | (D) | (D) | (D) |
| | GASLINE SERVICE STATIONS | | | | | | | | |
| 55PT(554) | TOTAL | 502 | 426 | 55 959 | 52 439 | 4 828 | 101 140 | 1 502 | 557 |
| | APPAREL, ACCESSORY STORES | | | | | | | | |
| 56 | TOTAL | 290 | 252 | 39 920 | 39 138 | 5 655 | 112 815 | 1 799 | 199 |
| 561,567 | MEN'S, BOYS' APPAREL STORES, CUSTOM TAILORS | 52 | 48 | 6 982 | 6 910 | 1 009 | 20 695 | 323 | 44 |
| 561 | MEN'S, BOYS' CLOTHING AND FURNISHINGS STORES | 46 | 44 | 6 456 | 6 420 | 938 | 19 309 | 306 | 39 |
| 567 | CUSTOM TAILORS | 6 | 4 | 526 | 490 | 71 | 1 386 | 17 | 5 |
| 562-3,568 | WOMEN'S CLOTHING, SPECIALTY STORES | 98 | 88 | 15 002 | 14 762 | 2 238 | 43 836 | 762 | 65 |
| 562 | WOMEN'S READY-TO-WEAR STORES | 56 | 50 | 10 833 | 10 795 | 1 690 | 33 586 | 574 | 40 |
| 563,568 | WOMEN'S ACCESSORY, SPECIALTY STORES, FURRIERS | 42 | 38 | 4 169 | 3 967 | 548 | 10 250 | 188 | 25 |
| 563 | MILLINERY STORES | 12 | 10 | (D) | (D) | (D) | (D) | (D) | (D) |
| | CORSET, LINGERIE STORES | 1 | 1 | (D) | (D) | (D) | (D) | (D) | (D) |
| | HOSIERY STORES | 3 | 3 | (D) | (D) | (D) | (D) | (D) | (D) |
| | APPAREL, ACCESSORY, OTHER SPECIALTY STORES | 19 | 17 | 3 117 | (D) | (D) | (D) | (D) | (D) |
| 568 | FURRIERS, FUR SHOPS | 7 | 7 | 393 | 393 | 66 | 1 322 | 21 | 3 |
| 565 | FAMILY CLOTHING STORES | 34 | 24 | 7 753 | (D) | (D) | (D) | (D) | (D) |
| 566 | SHOE STORES | 85 | 73 | 8 605 | 8 293 | 1 119 | 21 204 | 302 | 46 |
| | MEN'S SHOE STORES | 7 | 7 | (D) | (D) | (D) | (D) | (D) | (D) |
| | WOMEN'S SHOE STORES | 11 | 11 | 1 905 | 1 905 | 291 | 4 987 | 64 | - |
| | CHILDREN'S, JUVENILES' SHOE STORES | 3 | 3 | (D) | (D) | (D) | (D) | (D) | (D) |
| | FAMILY SHOE STORES | 64 | 52 | 5 922 | 5 610 | 723 | 14 093 | 212 | 43 |
| 564 | CHILDREN'S, INFANTS' WEAR STORES | 21 | 19 | (D) | (D) | (D) | (D) | (D) | (D) |
| 569 | MISCELLANEOUS APPAREL, ACCESSORY STORES | - | - | - | - | - | - | - | - |

Standard Notes: - Represents zero. (D) Withheld to avoid disclosure. (NA) Not available. (X) Not applicable.
 *Nonstore retailers, part of SIC major group 53, are shown separately in this table.

TABLE 5. Counties With 500 Establishments or More: 1963-Continued

| SIC code | County and kind of business | Establishments | | Sales | | Payroll, entire year (\$1,000) | Payroll, workweek ended nearest Nov. 15 (dollars) | Paid employees, workweek ended nearest Nov. 15 (number) | Active proprietors of unincorporated businesses (number) |
|---|---|----------------|-----------------------|-------------------------------------|---------------------------------------|--------------------------------|---|---|--|
| | | Total (number) | With payroll (number) | Total, all establishments (\$1,000) | Establishments with payroll (\$1,000) | | | | |
| LAKE COUNTY--CONTINUED | | | | | | | | | |
| FURNITURE, HOME FURNISHINGS, EQUIPMENT STORES | | | | | | | | | |
| 57 | TOTAL | 197 | 165 | 29 509 | 28 781 | 4 475 | 86 494 | 940 | 136 |
| 571 | FURNITURE, HOME FURNISHINGS STORES | 119 | 101 | 18 459 | 17 965 | 3 023 | 57 431 | 628 | 75 |
| 5712 | FURNITURE STORES | 85 | 71 | 14 634 | 14 228 | 2 333 | 44 249 | 461 | 46 |
| 5713 | FLOOR COVERING STORES | 10 | 10 | (0) | (0) | (0) | (0) | (0) | (0) |
| 5714 | DRAPERY, CURTAIN, UPHOLSTERY STORES | 17 | 15 | 1 333 | 1 313 | 206 | 4 442 | 74 | 19 |
| 5715 | CHINA, GLASSWARE, METALWARE STORES | 1 | 1 | (0) | (0) | (0) | (0) | (0) | (0) |
| 5719 | MISCELLANEOUS HOME FURNISHINGS STORES | 6 | 4 | (0) | (0) | (0) | (0) | (0) | (0) |
| 572 | HOUSEHOLD APPLIANCE STORES | 30 | 24 | (0) | (0) | (0) | (0) | (0) | (0) |
| 5732 | RADIO, TELEVISION STORES | 32 | 32 | (0) | (0) | (0) | (0) | (0) | (0) |
| 5733 | MUSIC STORES | 16 | 8 | 1 131 | 983 | 110 | 2 719 | 26 | 16 |
| | RECORD SHOPS | 7 | 3 | 180 | 132 | 16 | 442 | 7 | 6 |
| | MUSICAL INSTRUMENT STORES | 9 | 5 | 951 | 851 | 94 | 2 277 | 19 | 10 |
| EATING, DRINKING PLACES | | | | | | | | | |
| 58 | TOTAL | 919 | 777 | 51 034 | 47 942 | 10 006 | 206 165 | 4 649 | 998 |
| 5812 | EATING PLACES | 548 | 484 | 33 871 | 32 791 | 8 043 | 166 001 | 3 854 | 552 |
| | RESTAURANTS, LUNCHROOMS | 360 | 324 | 24 500 | 23 762 | 5 777 | 118 049 | 2 770 | 392 |
| | CAFETERIAS | 7 | 7 | (0) | (0) | (0) | (0) | (0) | (0) |
| | REFRESHMENT PLACES | 147 | 121 | 5 656 | 5 334 | 1 054 | 22 993 | 636 | 144 |
| | CATERERS | 34 | 32 | (0) | (0) | (0) | (0) | (0) | (0) |
| 5813 | DRINKING PLACES (ALCOHOLIC BEVERAGES) | 371 | 293 | 17 163 | 15 151 | 1 963 | 40 164 | 795 | 446 |
| DRUG STORES, PROPRIETARY STORES | | | | | | | | | |
| 59PT (591) | TOTAL | 142 | 138 | 23 094 | 22 986 | 3 232 | 65 051 | 987 | 118 |
| 591 | DRUG STORES | 132 | 132 | 21 613 | (0) | (0) | (0) | (0) | (0) |
| | PROPRIETARY STORES | 10 | 6 | 1 481 | (0) | (0) | (0) | (0) | (0) |
| OTHER RETAIL STORES | | | | | | | | | |
| 59 EX. 591 | TOTAL | 510 | 326 | 38 048 | 33 886 | 4 919 | 100 049 | 1 297 | 490 |
| 592 | LIQUOR STORES | 100 | 54 | 6 569 | 4 977 | 323 | 6 215 | 131 | 114 |
| 593 | ANTIQUA STORES, SECONOHANO STORES | 47 | 33 | 2 104 | (0) | (0) | (0) | (0) | (0) |
| 5932 | ANTIQUA STORES | 2 | - | 18 | - | - | - | - | 2 |
| 5933 | SECONOHANO STORES | 45 | 33 | 2 086 | (0) | (0) | (0) | (0) | (0) |
| 594 | BOOK, STATIONERY STORES | 12 | 10 | 826 | (0) | (0) | (0) | (0) | (0) |
| 5942 | BOOK STORES | 5 | 5 | 305 | (0) | (0) | (0) | (0) | (0) |
| 5943 | STATIONERY STORES | 7 | 5 | 521 | (0) | (0) | (0) | (0) | (0) |
| 595 | SPORTING GOODS STORES, BICYCLE SHOPS | 20 | 16 | 2 167 | 2 129 | 336 | 6 944 | 93 | 17 |
| 5952 | SPORTING GOODS STORES | 19 | 15 | (0) | (0) | (0) | (0) | (0) | (0) |
| 5953 | BICYCLE SHOPS | 1 | 1 | (0) | (0) | (0) | (0) | (0) | (0) |
| 5962 | HAY, GRAIN, FEED STORES | 7 | 5 | 1 538 | 1 518 | 111 | 2 162 | 23 | 5 |
| 5969 | OTHER FARM SUPPLY STORES | 8 | 6 | 1 087 | 919 | 73 | 1 324 | 19 | 6 |
| | GARDEN SUPPLY STORES | 15 | 11 | 1 117 | (0) | (0) | (0) | (0) | (0) |
| 597 | JEWELRY STORES | 49 | 41 | 4 092 | 4 022 | 746 | 14 047 | 177 | 35 |
| 598 | FUEL, ICE DEALERS | 70 | 44 | 7 958 | 7 598 | 1 362 | 27 454 | 235 | 58 |
| 5982 | COAL AND WOOD DEALERS | 12 | 12 | (0) | (0) | (0) | (0) | (0) | (0) |
| | ICE DEALERS | 4 | - | 22 | - | - | - | - | 4 |
| 5983 | FUEL OIL DEALERS | 48 | 28 | 6 440 | (0) | (0) | (0) | (0) | (0) |
| 5984 | BOTTLED GAS DEALERS | 6 | 4 | (0) | (0) | (0) | (0) | (0) | (0) |
| 5992 | FLORISTS | 44 | 26 | 1 776 | 1 394 | 216 | 4 050 | 69 | 50 |
| 5993 | CIGAR STORES, STANOS | 5 | 5 | 552 | 552 | 48 | 868 | 10 | 4 |
| 5994 | NEWS DEALERS, NEWSSTANOS | 15 | 11 | 2 512 | 2 360 | 324 | 8 046 | 121 | 8 |
| 5996 | CAMERA, PHOTOGRAPHIC SUPPLY STORES | 11 | 5 | 1 168 | (0) | (0) | (0) | (0) | (0) |
| 5997 | GIFT, NOVELTY, SOUVENIR SHOPS | 13 | 5 | 388 | 334 | 34 | 798 | 19 | 15 |
| 5998 | OPTICAL GOODS STORES | 33 | 29 | 1 563 | 1 461 | 278 | 5 150 | 81 | 32 |
| 5999 | TYPEWRITER STORES | 1 | 1 | (0) | (0) | (0) | (0) | (0) | (0) |
| | LUGGAGE, LEATHER GOODS STORES | 1 | 1 | (0) | (0) | (0) | (0) | (0) | (0) |
| | HOBBY, TOY, GAME SHOPS | 13 | 7 | 883 | 675 | 66 | 1 483 | 19 | 13 |
| | RELIGIOUS GOODS STORES | 1 | 1 | (0) | (0) | (0) | (0) | (0) | (0) |
| | PET SHOPS | 3 | 1 | 100 | (0) | (0) | (0) | (0) | (0) |
| | OTHER | 42 | 14 | 1 407 | (0) | (0) | (0) | (0) | (0) |
| NONSTORE RETAILERS* | | | | | | | | | |
| 53 PART* | TOTAL | 131 | 47 | 19 803 | 19 083 | 3 188 | 67 203 | 644 | 101 |
| 532 | MAIL-ORDER HOUSES | 5 | 5 | (0) | (0) | (0) | (0) | (0) | (0) |
| 534 | MERCHANDISE VENDING MACHINE OPERATORS | 31 | 17 | (0) | (0) | (0) | (0) | (0) | (0) |
| 535 | DIRECT SELLING (HOUSE-TO-HOUSE) ORGANIZATIONS | 95 | 25 | 11 458 | 10 836 | 2 309 | 43 484 | 342 | 76 |

Standard Notes: - Represents zero. (D) Withheld to avoid disclosure. (NA) Not available. (X) Not applicable.
 *Nonstore retailers, part of SIC major group 53, are shown separately in this table.

TABLE 5. Counties With 500 Establishments or More: 1963-Continued

| SIC code | County and kind of business | Establishments | | Sales | | Payroll, entire year (\$1,000) | Payroll, workweek ended nearest Nov. 15 (dollars) | Paid employees, workweek ended nearest Nov. 15 (number) | Active proprietors of unincorporated businesses (number) |
|----------|--|----------------|-----------------------|-------------------------------------|---------------------------------------|--------------------------------|---|---|--|
| | | Total (number) | With payroll (number) | Total, all establishments (\$1,000) | Establishments with payroll (\$1,000) | | | | |
| | <u>LA PORTE COUNTY</u> | | | | | | | | |
| | RETAIL TRADE, TOTAL | 920 | 680 | 133 190 | 127 662 | 14 602 | 293 010 | 4 442 | 828 |
| | LUMBER, BUILDING MATERIALS, HARDWARE, FARM EQUIPMENT DEALERS | | | | | | | | |
| | TOTAL | 51 | 39 | 9 343 | 8 965 | 1 111 | 24 203 | 252 | 34 |
| 521 | LUMBER AND OTHER BUILDING MATERIALS DEALERS | 19 | 15 | 5 936 | 5 796 | 801 | 17 209 | 168 | 8 |
| 522-524 | HEATING, PLUMBING, PAINT, ELECTRICAL STORES | 14 | 10 | 892 | 744 | 121 | 2 660 | 29 | 12 |
| 5251 | HARDWARE STORES | 9 | 5 | 505 | 415 | 51 | 982 | 18 | 8 |
| 5252 | FARM EQUIPMENT DEALERS | 9 | 9 | 2 010 | 2 010 | 138 | 3 352 | 37 | 6 |
| | GENERAL MERCHANDISE GROUP STORES* | | | | | | | | |
| | TOTAL | 30 | 30 | 14 161 | 14 161 | 2 126 | 43 986 | 747 | 10 |
| 531 | DEPARTMENT STORES | 6 | 6 | 9 015 | 9 015 | 1 416 | 29 109 | 464 | - |
| 533 | LIMITED PRICE VARIETY STORES | 15 | 15 | 2 500 | 2 500 | 383 | 8 052 | 177 | 2 |
| 539 | MISCELLANEOUS GENERAL MERCHANDISE STORES | 9 | 9 | 2 646 | 2 646 | 327 | 6 825 | 106 | 8 |
| | FOOD STORES | | | | | | | | |
| | TOTAL | 125 | 87 | 29 953 | 28 975 | 2 181 | 44 097 | 690 | 122 |
| 541 | GROCERY STORES, INCLUDING DELICATESSENS | 97 | 65 | 28 591 | 27 709 | 1 978 | 40 365 | 605 | 91 |
| 542 | MEAT MARKETS, FISH (SEAFOOD) MARKETS | 3 | 3 | 157 | 157 | 11 | 191 | 6 | 3 |
| 543 | FRUIT STORES, VEGETABLE MARKETS | 3 | 3 | 215 | 207 | 11 | 175 | 4 | 3 |
| 544 | CANDY, NUT, CONFECTIONERY STORES | 10 | 4 | 312 | 224 | 20 | 310 | 14 | 8 |
| 545-549 | OTHER FOOD STORES | 12 | 12 | 678 | 678 | 161 | 3 056 | 61 | 17 |
| | AUTOMOTIVE DEALERS | | | | | | | | |
| | TOTAL | 61 | 49 | 27 919 | 27 285 | 2 449 | 47 156 | 472 | 40 |
| | GASOLINE SERVICE STATIONS | | | | | | | | |
| | TOTAL | 139 | 103 | 13 162 | 11 960 | 1 220 | 25 851 | 373 | 145 |
| | APPAREL, ACCESSORY STORES | | | | | | | | |
| | TOTAL | 72 | 56 | 8 400 | 8 120 | 1 147 | 21 552 | 402 | 58 |
| 561,567 | MEN'S, BOYS' APPAREL STORES, CUSTOM TAILORS | 8 | 8 | 1 419 | 1 419 | 238 | 4 002 | 48 | 4 |
| 562-568 | WOMEN'S CLOTHING, SPECIALTY STORES | 35 | 27 | 3 324 | 3 188 | 492 | 9 242 | 189 | 29 |
| 562 | WOMEN'S READY-TO-WEAR STORES | 15 | 15 | 2 242 | 2 242 | 351 | 6 435 | 125 | 13 |
| 563,568 | WOMEN'S ACCESSORY, SPECIALTY STORES, FURRIERS | 20 | 12 | 1 082 | 946 | 141 | 2 807 | 64 | 16 |
| 565 | FAMILY CLOTHING STORES | 8 | 2 | 1 812 | (0) | (0) | (0) | (0) | (0) |
| 566 | SHOE STORES | 15 | 13 | 1 373 | (0) | (0) | (0) | (0) | (0) |
| 564,569 | OTHER APPAREL, ACCESSORY STORES | 6 | 6 | 472 | 472 | 64 | 1 374 | 33 | 8 |
| | FURNITURE, HOME FURNISHINGS, EQUIPMENT STORES | | | | | | | | |
| | TOTAL | 60 | 44 | 4 849 | 4 307 | 635 | 13 184 | 152 | 56 |
| 571 | FURNITURE, HOME FURNISHINGS STORES | 30 | 20 | 2 649 | 2 381 | 356 | 7 178 | 84 | 28 |
| 572,573 | HOUSEHOLD APPLIANCE, RADIO, TELEVISION, MUSIC STORES | 30 | 24 | 2 200 | 1 926 | 279 | 6 006 | 68 | 28 |
| | EATING, DRINKING PLACES | | | | | | | | |
| | TOTAL | 196 | 162 | 10 081 | 9 371 | 1 850 | 35 951 | 824 | 200 |
| 5812 | EATING PLACES | 108 | 90 | 6 110 | 5 776 | 1 319 | 26 213 | 626 | 112 |
| 5813 | DRINKING PLACES (ALCOHOLIC BEVERAGES) | 88 | 72 | 3 971 | 3 595 | 531 | 9 738 | 198 | 88 |
| | DRUG STORES, PROPRIETARY STORES | | | | | | | | |
| | TOTAL | 23 | 19 | 3 940 | 3 846 | 473 | 10 019 | 167 | 15 |
| 591 | DRUG STORES | 20 | 18 | 3 859 | (0) | (0) | (0) | (0) | (0) |
| (| PROPRIETARY STORES | 3 | 1 | 81 | (0) | (0) | (0) | (0) | (0) |
| | OTHER RETAIL STORES | | | | | | | | |
| | TOTAL | 113 | 79 | 9 849 | 9 287 | 1 156 | 21 797 | 306 | 105 |
| 592 | LIQUOR STORES | 18 | 12 | 1 154 | 890 | 35 | 717 | 16 | 15 |
| 593 | ANTIQUE STORES, SECONDHAND STORES | 9 | 3 | 173 | (0) | (0) | (0) | (0) | (0) |
| 594 | BOOK, STATIONERY STORES | 4 | 2 | 176 | (0) | (0) | (0) | (0) | (0) |
| 595 | SPORTING GOODS STORES, BICYCLE SHOPS | 4 | 2 | 169 | (0) | (0) | (0) | (0) | (0) |
| 596 | FARM, GARDEN SUPPLY STORES, INCLUDING FEED STORES | 17 | 13 | 2 877 | 2 831 | 242 | 4 407 | 54 | 12 |
| 597 | JEWELRY STORES | 10 | 8 | 898 | 850 | 108 | 2 418 | 31 | 11 |
| 598 | FUEL, ICE DEALERS | 9 | 9 | 2 372 | 2 372 | 385 | 6 934 | 72 | 1 |
| 599 | OTHER STORES | 42 | 30 | 2 030 | 1 908 | 334 | 6 376 | 117 | 50 |
| | NONSTORE RETAILERS* | | | | | | | | |
| 53 PART* | TOTAL | 50 | 12 | 1 533 | 1 385 | 254 | 5 214 | 57 | 43 |

Standard Notes: - Represents zero. (D) Withheld to avoid disclosure. (NA) Not available. (X) Not applicable.
 *Nonstore retailers, part of SIC major group 53, are shown separately in this table.

TABLE 5. Counties With 500 Establishments or More: 1963-Continued

| SIC code | County and kind of business | Establishments | | Sales | | Payroll, entire year (\$1,000) | Payroll, workweek ended nearest Nov. 15 (dollars) | Paid employees, workweek ended nearest Nov. 15 (number) | Active proprietors of unincorporated businesses (number) |
|-----------------------|---|----------------|-----------------------|-------------------------------------|---------------------------------------|--------------------------------|---|---|--|
| | | Total (number) | With payroll (number) | Total, all establishments (\$1,000) | Establishments with payroll (\$1,000) | | | | |
| MADISON COUNTY | | | | | | | | | |
| | RETAIL TRADE, TDOTAL. | 1 104 | 840 | 182 392 | 176 914 | 19 474 | 386 882 | 5 946 | 964 |
| | LUMBER, BUILDING MATERIALS, HARDWARE, FARM EQUIPMENT DEALERS | | | | | | | | |
| | TOTAL. | 85 | 61 | 16 385 | 16 089 | 1 490 | 26 500 | 322 | 71 |
| 52 | LUMBER AND OTHER BUILDING MATERIALS DEALERS. | 30 | 26 | 12 050 | 12 024 | 993 | 17 070 | 193 | 20 |
| 522-524 | HEATING, PLUMBING, PAINT, ELECTRICAL STDRES. | 23 | 13 | 1 046 | 898 | 146 | 2 740 | 35 | 17 |
| 5251 | HARDWARE STDRES. | 18 | 14 | 1 236 | 1 164 | 152 | 3 233 | 47 | 20 |
| 5252 | FARM EQUIPMENT DEALERS. | 14 | 8 | 2 053 | 2 003 | 199 | 3 457 | 47 | 14 |
| | GENERAL MERCHANDISE GRDUP STDRES* | | | | | | | | |
| | TOTAL. | 30 | 26 | 18 628 | 18 582 | 2 601 | 55 489 | 903 | 12 |
| 53 PART* | DEPARTMENT STORES. | 5 | 5 | 12 985 | 12 985 | 1 788 | 39 768 | 566 | - |
| 533 | LIMITED PRICE VARIETY STDRES. | 16 | 14 | 3 614 | 3 600 | 546 | 10 624 | 252 | 6 |
| 539 | MISCELLANEDUS GENERAL MERCHANDISE STORES. | 9 | 7 | 2 029 | 1 997 | 267 | 5 097 | 85 | 6 |
| | FOOD STDRES | | | | | | | | |
| | TOTAL. | 154 | 84 | 44 179 | 41 583 | 3 126 | 59 499 | 984 | 140 |
| 54 | GRDCERY STDRES, INCLUDING DELICATESSENS. | 117 | 71 | 42 035 | 40 553 | 2 989 | 57 036 | 929 | 97 |
| 542 | MEAT MARKETS, FISH (SEAFODD) MARKETS. | 5 | 3 | 443 | 387 | 51 | 701 | 12 | 6 |
| 543 | FRUIT STDRES, VEGETABLE MARKETS. | 3 | 1 | 82 | (D) | (D) | (D) | (D) | (D) |
| 544 | CANDY, NUT, CONFECTIONERY STDRES. | 8 | 2 | 118 | (D) | (D) | (D) | (D) | (D) |
| 545-549 | OTHER FOOD STORES. | 21 | 7 | 1 501 | 555 | 75 | 1 518 | 37 | 26 |
| | AUTDMOTIVE DEALERS | | | | | | | | |
| | TOTAL. | 76 | 60 | 34 078 | 33 656 | 2 705 | 54 560 | 525 | 66 |
| | GASDLNE SERVICE STATIONS | | | | | | | | |
| | TOTAL. | 161 | 137 | 12 733 | 12 113 | 1 195 | 26 215 | 419 | 164 |
| | APPAREL, ACCESSDRY STDRES | | | | | | | | |
| | TOTAL. | 74 | 68 | 8 994 | 8 826 | 1 238 | 24 920 | 480 | 46 |
| 56 | MEN'S, BDYS' APPAREL STDRES, CUSTOM TAILORS. | 17 | 15 | 1 478 | 1 364 | 187 | 3 848 | 77 | 15 |
| 561,567 | WDMEN'S CLDTHING, SPECIALTY STORES. | 27 | 27 | 3 898 | 3 898 | 601 | 12 518 | 240 | 12 |
| 562-3,568 | WDMEN'S READY-TO-WEAR STDRES. | 19 | 19 | 3 345 | 3 345 | 529 | 11 240 | 210 | 10 |
| 562 | WDMEN'S ACCESSDRY, SPECIALTY STDRES, FURRIERS. | 8 | 8 | 553 | 553 | 72 | 1 278 | 30 | 2 |
| 563,568 | FAMILY CLDTHING STDRES. | 11 | 9 | 2 095 | 2 087 | 264 | 4 902 | 94 | 7 |
| 565 | SHDE STDRES. | 17 | 15 | (D) | (D) | (D) | (D) | (D) | (D) |
| 566 | OTHER APPAREL, ACCESSDRY STORES. | 2 | 2 | (D) | (D) | (D) | (D) | (D) | (D) |
| 564,569 | | | | | | | | | |
| | FURNITURE, HOME FURNISHINGS, EQUIPMENT STORES | | | | | | | | |
| | TOTAL. | 106 | 70 | 11 398 | 11 072 | 1 865 | 36 077 | 390 | 80 |
| 57 | FURNITURE, HOME FURNISHINGS STORES. | 64 | 40 | 7 289 | 7 081 | 1 202 | 24 269 | 264 | 51 |
| 571 | HDUSEHOLD APPLIANCE, RADID, TELEVISION, MUSIC STDRES. | 42 | 30 | 4 109 | 3 991 | 663 | 11 808 | 126 | 29 |
| 572,573 | | | | | | | | | |
| | EATING, DRINKING PLACES | | | | | | | | |
| | TOTAL. | 180 | 168 | 11 176 | 11 056 | 2 256 | 46 200 | 1 039 | 189 |
| 58 | EATING PLACES. | 126 | 118 | 7 609 | 7 539 | 1 804 | 37 358 | 872 | 130 |
| 5812 | DRINKING PLACES (ALCOHOLIC BEVERAGES). | 54 | 50 | 3 567 | 3 517 | 452 | 8 842 | 167 | 59 |
| | DRUG STORES, PROPRIETARY STDRES | | | | | | | | |
| | TOTAL. | 39 | 39 | 7 818 | 7 818 | 1 192 | 21 384 | 354 | 17 |
| 59PT(591) | DRUG STORES. | 37 | 37 | (D) | (D) | (D) | (D) | (D) | (D) |
| 591 | PROPRIETARY STORES. | 2 | 2 | (D) | (D) | (D) | (D) | (D) | (D) |
| | OTHER RETAIL STORES | | | | | | | | |
| | TOTAL. | 165 | 119 | 11 729 | 11 057 | 1 129 | 23 012 | 360 | 150 |
| 59 EX.591 | LIQUOR STORES. | 21 | 15 | 1 258 | 1 088 | 97 | 1 887 | 37 | 28 |
| 592 | ANTIQU STORES, SECONDHAND STORES. | 13 | 5 | 858 | 818 | 58 | 1 093 | 23 | 14 |
| 593 | BOOK, STATIONERY STORES. | 6 | 6 | 185 | 185 | 22 | 429 | 11 | 6 |
| 594 | SPORTING GDODS STORES, BICYCLE SHOPS. | 17 | 9 | 480 | 358 | 38 | 759 | 13 | 16 |
| 595 | FARM, GARDEN SUPPLY STORES, INCLUDING FEED STORES. | 21 | 17 | 4 357 | 4 303 | 219 | 4 391 | 53 | 13 |
| 596 | JEWELRY STORES. | 15 | 15 | 1 410 | 1 410 | 245 | 4 912 | 81 | 7 |
| 597 | FUEL, ICE DEALERS. | 14 | 12 | 1 271 | 1 257 | 197 | 3 783 | 47 | 8 |
| 598 | OTHER STORES. | 58 | 40 | 1 910 | 1 638 | 253 | 5 758 | 95 | 58 |
| 599 | | | | | | | | | |
| | NONSTORE RETAILERS* | | | | | | | | |
| | TOTAL. | 34 | 8 | 5 274 | 5 062 | 677 | 13 026 | 170 | 29 |

Standard Notes: - Represents zero. (D) Withheld to avoid disclosure. (NA) Not available. (X) Not applicable.
 *Nonstore retailers, part of SIC major group 53, are shown separately in this table.

TABLE 5. Counties With 500 Establishments or More: 1963-Continued

| SIC code | County and kind of business | Establishments | | Sales | | Payroll, entire year (\$1,000) | Payroll, workweek ended nearest Nov. 15 (dollars) | Paid employees, workweek ended nearest Nov. 15 (number) | Active proprietors of unincorporated businesses (number) |
|----------------------|--|----------------|-----------------------|-------------------------------------|---------------------------------------|--------------------------------|---|---|--|
| | | Total (number) | With payroll (number) | Total, all establishments (\$1,000) | Establishments with payroll (\$1,000) | | | | |
| MARION COUNTY | | | | | | | | | |
| | RETAIL TRADE, TOTAL | 4 994 | 4 002 | 1 141 886 | 1 123 500 | 145 533 | 2 945 551 | 44 279 | 4 140 |
| | LUMBER, BUILDING MATERIALS, HARDWARE, FARM EQUIPMENT DEALERS | | | | | | | | |
| | TOTAL | 265 | 199 | 42 569 | 41 513 | 5 907 | 114 986 | 1 264 | 184 |
| 52 | LUMBER YARDS | 33 | 33 | 19 887 | 19 887 | 2 819 | 55 081 | 488 | 10 |
| | BUILDING MATERIALS DEALERS | 40 | 28 | 7 285 | 7 179 | 846 | 16 774 | 169 | 22 |
| 522 | HEATING, PLUMBING EQUIPMENT DEALERS | 30 | 14 | 2 404 | 2 126 | 516 | 10 728 | 137 | 27 |
| 523 | PAINT, GLASS, WALLPAPER STORES | 37 | 31 | 2 176 | 2 134 | 366 | 6 466 | 83 | 21 |
| 524 | ELECTRICAL SUPPLY STORES | - | - | 7 | 7 | - | - | - | - |
| 5251 | HARDWARE STORES | 117 | 87 | 8 910 | 8 304 | 1 120 | 21 815 | 340 | 102 |
| 5252 | FARM EQUIPMENT DEALERS | 8 | 6 | 1 900 | 1 876 | 239 | 4 122 | 47 | 2 |
| | GENERAL MERCHANDISE GROUP STORES* | | | | | | | | |
| | TOTAL | 124 | 100 | 209 346 | 208 782 | 35 477 | 723 782 | 11 831 | 58 |
| 53 PART* | DEPARTMENT STORES | 20 | 20 | 169 784 | 169 784 | 29 331 | 608 051 | 9 443 | - |
| 533 | LIMITED PRICE VARIETY STORES | 69 | 51 | 22 258 | 21 962 | 4 116 | 78 583 | 1 788 | 36 |
| 539 | GENERAL MERCHANDISE STORES | 31 | 25 | 17 055 | 16 787 | 1 994 | 36 347 | 580 | 20 |
| | DRY GOODS STORES | 3 | 3 | (0) | (0) | (0) | (0) | (0) | (0) |
| | SEWING, NEEDLEWORK STORES | 1 | 1 | (0) | (0) | (0) | (0) | (0) | (0) |
| | FOOD STORES | | | | | | | | |
| | TOTAL | 707 | 541 | 222 950 | 218 978 | 17 094 | 328 255 | 5 180 | 613 |
| 54 | GROCERY STORES, INCLUDING DELICATESSENS | 500 | 396 | 209 695 | 206 713 | 15 202 | 291 954 | 4 537 | 444 |
| 542 | MEAT MARKETS | 26 | 18 | 3 137 | 2 915 | 259 | 5 587 | 76 | 34 |
| | FISH (SEAFOOD) MARKETS | 6 | 6 | 245 | 245 | 21 | 353 | 8 | 8 |
| 543 | FRUIT STORES, VEGETABLE MARKETS | 29 | 11 | 783 | 511 | 38 | 787 | 17 | 32 |
| 544 | CANDY, NUT, CONFECTIONERY STORES | 32 | 26 | 1 815 | (0) | (0) | (0) | (0) | (0) |
| 545 | DAIRY PRODUCTS STORES | 22 | 20 | 1 717 | (0) | (0) | (0) | (0) | (0) |
| 546 | RETAIL BAKERIES | 61 | 55 | 4 333 | 4 273 | 978 | 19 338 | 326 | 41 |
| 5462 | RETAIL BAKERIES, MANUFACTURING | 36 | 34 | 2 348 | 2 328 | 618 | 12 245 | 222 | 34 |
| 5463 | RETAIL BAKERIES, NONMANUFACTURING | 25 | 21 | 1 985 | 1 945 | 360 | 7 093 | 104 | 7 |
| 549 | EGG AND POULTRY DEALERS | 13 | 3 | 260 | (0) | (0) | (0) | (0) | (0) |
| | OTHER | 18 | 6 | 965 | 859 | 168 | 3 113 | 47 | 15 |
| | AUTOMOTIVE DEALERS | | | | | | | | |
| | TOTAL | 236 | 198 | 231 111 | 230 217 | 20 790 | 416 784 | 3 656 | 127 |
| 55 EX.554 | PASSENGER CAR DEALERS, FRANCHISED | 57 | 57 | 189 349 | 189 349 | 16 475 | 336 961 | 2 785 | 8 |
| 551 | DOMESTIC CAR DEALERS | 48 | 48 | 172 162 | 172 162 | 14 715 | 303 504 | 2 464 | 7 |
| | IMPORTED CAR DEALERS | 7 | 7 | (0) | (0) | (0) | (0) | (0) | (0) |
| | DOMESTIC AND IMPORTED CAR DEALERS | 2 | 2 | (0) | (0) | (0) | (0) | (0) | (0) |
| 552 | PASSENGER CAR DEALERS, NONFRANCHISED | 77 | 53 | 18 544 | 18 010 | 1 457 | 26 880 | 266 | 59 |
| 553 | TIRE, BATTERY, ACCESSORY DEALERS | 66 | 60 | 12 415 | 12 261 | 1 900 | 37 845 | 442 | 36 |
| | HOME AND AUTO SUPPLY STORES | 5 | 5 | 682 | 682 | 107 | 1 859 | 27 | 2 |
| 559 | MISCELLANEOUS AIRCRAFT, MARINE, AUTOMOTIVE DEALERS | 31 | 23 | 10 121 | 9 915 | 851 | 13 239 | 136 | 22 |
| | AIRCRAFT, BOAT, MOTORCYCLE DEALERS | 14 | 10 | 1 716 | 1 678 | 286 | 4 517 | 52 | 11 |
| | HOUSEHOLD TRAILER DEALERS | 11 | 11 | (0) | (0) | (0) | (0) | (0) | (0) |
| | OTHER AUTOMOTIVE DEALERS | 6 | 2 | (0) | (0) | (0) | (0) | (0) | (0) |
| | GASOLINE SERVICE STATIONS | | | | | | | | |
| 55PT(554) | TOTAL | 741 | 687 | 82 027 | 80 001 | 8 209 | 177 103 | 2 743 | 680 |
| | APPAREL, ACCESSORY STORES | | | | | | | | |
| | TOTAL | 269 | 245 | 41 170 | 40 758 | 5 683 | 104 436 | 1 899 | 147 |
| 561,567 | MEN'S, BOYS' APPAREL STORES, CUSTOM TAILORS | 49 | 41 | 7 133 | 7 081 | 1 042 | 18 198 | 366 | 30 |
| 561 | MEN'S, BOYS' CLOTHING AND FURNISHINGS STORES | 36 | 36 | (0) | (0) | (0) | (0) | (0) | (0) |
| 567 | CUSTOM TAILORS | 13 | 5 | (0) | (0) | (0) | (0) | (0) | (0) |
| 562-3,568 | WOMEN'S CLOTHING, SPECIALTY STORES | 88 | 82 | 12 731 | 12 637 | 1 646 | 32 413 | 646 | 56 |
| 562 | WOMEN'S READY-TO-WEAR STORES | 54 | 50 | 9 068 | 9 002 | 1 269 | 25 199 | 489 | 41 |
| 563,568 | WOMEN'S ACCESSORY, SPECIALTY STORES, FURRIERS | 34 | 32 | 3 663 | 3 635 | 377 | 7 214 | 157 | 15 |
| 563 | MILLINERY STORES | 12 | 12 | (0) | (0) | (0) | (0) | (0) | (0) |
| | CORSET, LINGERIE STORES | 2 | 2 | (0) | (0) | (0) | (0) | (0) | (0) |
| | HOSIERY STORES | 5 | 3 | 311 | (0) | (0) | (0) | (0) | (0) |
| | APPAREL, ACCESSORY, OTHER SPECIALTY STORES | 14 | 14 | 2 222 | 2 222 | 170 | 3 646 | 94 | 6 |
| 568 | FURRIERS, FUR SHOPS | 1 | 1 | (0) | (0) | (0) | (0) | (0) | (0) |
| 565 | FAMILY CLOTHING STORES | 37 | 33 | 9 346 | 9 224 | 1 418 | 21 682 | 402 | 29 |
| 566 | SHOE STORES | 86 | 84 | 11 288 | 11 222 | 1 503 | 30 488 | 458 | 25 |
| | MEN'S SHOE STORES | 9 | 9 | 939 | 939 | 115 | 1 970 | 28 | - |
| | WOMEN'S SHOE STORES | 15 | 15 | (0) | (0) | (0) | (0) | (0) | (0) |
| | CHILDREN'S, JUVENILES' SHOE STORES | 3 | 3 | 185 | 185 | 24 | 554 | 8 | 1 |
| | FAMILY SHOE STORES | 59 | 57 | (0) | (0) | (0) | (0) | (0) | (0) |
| 564 | CHILDREN'S, INFANTS' WEAR STORES | 4 | 4 | (0) | (0) | (0) | (0) | (0) | (0) |
| 569 | MISCELLANEOUS APPAREL, ACCESSORY STORES | 5 | 1 | (0) | (0) | (0) | (0) | (0) | (0) |

Standard Notes: - Represents zero. (D) Withheld to avoid disclosure. (NA) Not available. (X) Not applicable.
 *Nonstore retailers, part of SIC major group 53, are shown separately in this table.

TABLE 5. Counties With 500 Establishments or More: 1963-Continued

| SIC code | County and kind of business | Establishments | | Sales | | Payroll, entire year (\$1,000) | Payroll, workweek ended nearest Nov. 15 (dollars) | Paid employees, workweek ended nearest Nov. 15 (number) | Active proprietors of unincorporated businesses (number) |
|---|---|----------------|--------------|---------------------------|-----------------------------|--------------------------------|---|---|--|
| | | Total | With payroll | Total, all establishments | Establishments with payroll | | | | |
| | | (number) | (number) | (\$1,000) | (\$1,000) | | | | |
| MARION COUNTY--CONTINUED | | | | | | | | | |
| FURNITURE; HOME FURNISHINGS; EQUIPMENT STORES | | | | | | | | | |
| | TOTAL | 322 | 230 | 48 458 | 46 260 | 7 042 | 137 199 | 1 486 | 253 |
| 571 | FURNITURE; HOME FURNISHINGS STORES | 191 | 135 | 28 705 | 27 231 | 4 011 | 76 218 | 858 | 142 |
| 5712 | FURNITURE STORES | 134 | 94 | 22 025 | 20 907 | 3 049 | 57 323 | 640 | 98 |
| 5713 | FLOOR COVERING STORES | 28 | 22 | 4 599 | 4 461 | 676 | 13 637 | 140 | 20 |
| 5714 | DRAPERY; CURTAIN; UPHOLSTERY STORES | 16 | 10 | 1 005 | 877 | 133 | 3 006 | 41 | 14 |
| 5715 | CHINA; GLASSWARE; METALWARE STORES | 4 | 4 | (0) | (0) | (0) | (0) | (0) | (0) |
| 5719 | MISCELLANEOUS HOME FURNISHINGS STORES | 9 | 5 | (0) | (0) | (0) | (0) | (0) | (0) |
| 572 | HOUSEHOLD APPLIANCE STORES | 49 | 39 | 11 303 | 11 053 | 1 719 | 34 502 | 325 | 30 |
| 5732 | RADIO; TELEVISION STORES | 35 | 29 | 3 695 | 3 679 | 534 | 11 896 | 133 | 37 |
| 5733 | MUSIC STORES | 47 | 27 | 4 755 | 4 297 | 778 | 14 583 | 170 | 44 |
| | RECORD SHOPS | 23 | 11 | 648 | 552 | 56 | 1 067 | 26 | 21 |
| | MUSICAL INSTRUMENT STORES | 24 | 16 | 4 107 | 3 745 | 722 | 13 516 | 144 | 23 |
| EATING; DRINKING PLACES | | | | | | | | | |
| | TOTAL | 974 | 906 | 88 353 | 87 193 | 20 521 | 429 412 | 8 847 | 893 |
| 5812 | EATING PLACES | 685 | 635 | 65 204 | 64 522 | 17 083 | 354 530 | 7 427 | 567 |
| | RESTAURANTS; LUNCHROOMS | 412 | 388 | 42 835 | 42 503 | 11 124 | 233 470 | 4 956 | 350 |
| | CAFETERIAS | 81 | 77 | 9 559 | 9 473 | 2 729 | 55 522 | 1 143 | 64 |
| | REFRESHMENT PLACES | 134 | 116 | 6 712 | 6 506 | 1 318 | 28 511 | 688 | 124 |
| | CATERERS | 58 | 54 | 6 098 | 6 040 | 1 912 | 37 027 | 640 | 29 |
| 5813 | DRINKING PLACES (ALCOHOLIC BEVERAGES) | 289 | 271 | 23 149 | 22 661 | 3 438 | 74 882 | 1 420 | 326 |
| DRUG STORES; PROPRIETARY STORES | | | | | | | | | |
| 59PT(591) | TOTAL | 270 | 260 | 53 352 | 53 000 | 6 724 | 137 794 | 2 328 | 215 |
| 591 | DRUG STORES | 262 | 252 | 52 478 | 52 126 | 6 616 | 134 889 | 2 275 | 210 |
| | PROPRIETARY STORES | 8 | 8 | 874 | 874 | 108 | 2 905 | 53 | 5 |
| OTHER RETAIL STORES | | | | | | | | | |
| 59 EX.591 | TOTAL | 750 | 536 | 69 298 | 65 476 | 9 549 | 201 899 | 2 705 | 683 |
| 592 | LIQUOR STORES | 127 | 117 | 11 105 | 10 401 | 767 | 15 155 | 305 | 139 |
| 593 | ANTIQUA STORES; SECONOHANO STORES | 103 | 53 | 3 365 | 2 591 | 486 | 10 178 | 189 | 92 |
| 5932 | ANTIQUA STORES | 16 | 4 | 128 | (0) | (0) | (0) | (0) | (0) |
| 5933 | SECONOHANO STORES | 87 | 49 | 3 237 | (0) | (0) | (0) | (0) | (0) |
| 594 | BOOK; STATIONERY STORES | 24 | 12 | 909 | (0) | (0) | (0) | (0) | (0) |
| 5942 | BOOK STORES | 14 | 6 | 516 | (0) | (0) | (0) | (0) | (0) |
| 5943 | STATIONERY STORES | 10 | 6 | 393 | (0) | (0) | (0) | (0) | (0) |
| 595 | SPORTING GOODS STORES; BICYCLE SHOPS | 39 | 21 | 1 511 | 1 233 | 122 | 2 417 | 40 | 43 |
| 5952 | SPORTING GOODS STORES | 32 | 16 | 1 185 | (0) | (0) | (0) | (0) | (0) |
| 5953 | BICYCLE SHOPS | 7 | 5 | 326 | (0) | (0) | (0) | (0) | (0) |
| 5962 | HAY; GRAIN; FEED STORES | 10 | 8 | 1 748 | 1 702 | 127 | 2 143 | 31 | 9 |
| 5969 | OTHER FARM SUPPLY STORES | 8 | 4 | 3 212 | 3 162 | 109 | 2 045 | 22 | 7 |
| | GARDEN SUPPLY STORES | 14 | 12 | 828 | 818 | 128 | 1 791 | 25 | 14 |
| 597 | JEWELRY STORES | 60 | 44 | 8 254 | 7 998 | 1 325 | 25 784 | 329 | 47 |
| 598 | FUEL; ICE DEALERS | 81 | 63 | 21 633 | 21 197 | 3 310 | 78 739 | 828 | 49 |
| 5982 | COAL AND WOOD DEALERS | 30 | 26 | 4 368 | 4 144 | 610 | 11 140 | 181 | 21 |
| | ICE DEALERS | 4 | 2 | (0) | (0) | (0) | (0) | (0) | (0) |
| 5983 | FUEL OIL DEALERS | 39 | 27 | 15 220 | 15 052 | 2 236 | 57 959 | 555 | 23 |
| 5984 | BOTTLED GAS DEALERS | 8 | 8 | (0) | (0) | (0) | (0) | (0) | (0) |
| 5992 | FLORISTS | 57 | 49 | 4 193 | 4 059 | 816 | 16 098 | 284 | 61 |
| 5993 | CIGAR STORES; STANOS | 13 | 5 | (0) | (0) | (0) | (0) | (0) | (0) |
| 5994 | NEWS DEALERS; NEWSSTANOS | 7 | 3 | 229 | 217 | 47 | 1 100 | 19 | 7 |
| 5996 | CAMERA; PHOTOGRAPHIC SUPPLY STORES | 7 | 7 | (0) | (0) | (0) | (0) | (0) | (0) |
| 5997 | GIFT; NOVELTY; SOUVENIR SHOPS | 33 | 19 | 1 078 | 922 | 107 | 2 398 | 61 | 35 |
| 5998 | OPTICAL GOODS STORES | 54 | 54 | 3 401 | 3 401 | 758 | 15 741 | 167 | 43 |
| 5999 | TYPEWRITER STORES | 4 | 4 | 666 | 666 | 150 | 2 656 | 34 | 4 |
| | LUGGAGE; LEATHER GOODS STORES | 6 | 6 | 348 | 348 | 63 | 1 575 | 16 | 6 |
| | HOBBY; TOY; GAME SHOPS | 18 | 14 | 907 | 865 | 115 | 2 579 | 66 | 18 |
| | RELIGIOUS GOODS STORES | 2 | 2 | (0) | (0) | (0) | (0) | (0) | (0) |
| | PET SHOPS | 14 | 8 | 367 | 285 | 36 | 657 | 18 | 10 |
| | OTHER | 69 | 31 | 3 340 | 2 854 | 726 | 13 906 | 163 | 64 |
| NONSTORE RETAILERS* | | | | | | | | | |
| 53 PART* | TOTAL | 336 | 100 | 53 252 | 51 332 | 8 537 | 173 901 | 2 340 | 287 |
| 532 | MAIL-ORDER HOUSES | 9 | 9 | (0) | (0) | (0) | (0) | (0) | (0) |
| 534 | MERCHANTISE VENDING MACHINE OPERATORS | 51 | 33 | (0) | (0) | (0) | (0) | (0) | (0) |
| 535 | DIRECT SELLING (HOUSE-TO-HOUSE) ORGANIZATIONS | 276 | 58 | 18 654 | 16 962 | 4 535 | 93 935 | 1 169 | 248 |

Standard Notes: - Represents zero. (D) Withheld to avoid disclosure. (NA) Not available. (X) Not applicable.
 *Nonstore retailers, part of SIC major group 53, are shown separately in this table.

TABLE 5. Counties With 500 Establishments or More: 1963-Continued

| SIC code | County and kind of business | Establishments | | Sales | | Payroll, entire year (\$1,000) | Payroll, workweek ended nearest Nov. 15 (dollars) | Paid employees, workweek ended nearest Nov. 15 (number) | Active proprietors of unincorporated businesses (number) |
|-----------|--|----------------|-----------------------|-------------------------------------|---------------------------------------|--------------------------------|---|---|--|
| | | Total (number) | With payroll (number) | Total, all establishments (\$1,000) | Establishments with payroll (\$1,000) | | | | |
| | <u>PORTER COUNTY</u> | | | | | | | | |
| | RETAIL TRADE, TOTAL | 544 | 412 | 73 089 | 70 641 | 7 841 | 165 618 | 2 420 | 551 |
| | LUMBER, BUILDING MATERIALS, HARDWARE, FARM EQUIPMENT DEALERS | | | | | | | | |
| S2 | TOTAL | 45 | 39 | 7 215 | 7 115 | 995 | 18 228 | 177 | 39 |
| S21 | LUMBER AND OTHER BUILDING MATERIALS DEALERS | 17 | 17 | 3 698 | 3 698 | 648 | 11 804 | 101 | 13 |
| S22-S24 | HEATING, PLUMBING, PAINT, ELECTRICAL STORES | 5 | 5 | 208 | 208 | 28 | 679 | 8 | 1 |
| S251 | HARDWARE STORES | 13 | 9 | 899 | 805 | 134 | 2 255 | 30 | 17 |
| S252 | FARM EQUIPMENT DEALERS | 10 | 8 | 2 410 | 2 404 | 185 | 3 490 | 38 | 8 |
| | GENERAL MERCHANDISE GROUP STORES* | | | | | | | | |
| S3 PART* | TOTAL | 17 | 17 | 5 781 | 5 781 | 912 | 15 769 | 303 | 15 |
| S31 | DEPARTMENT STORES | 2 | 2 | (D) | (D) | (D) | (D) | (D) | (D) |
| S33 | LIMITED PRICE VARIETY STORES | 7 | 7 | 1 550 | 1 550 | 247 | 4 467 | 96 | 3 |
| S39 | MISCELLANEOUS GENERAL MERCHANDISE STORES | 8 | 8 | (D) | (D) | (D) | (D) | (D) | (D) |
| | FOOD STORES | | | | | | | | |
| S4 | TOTAL | 73 | 39 | 15 468 | 14 488 | 1 143 | 28 870 | 374 | 75 |
| S41 | GROCERY STORES, INCLUDING DELICATESSENS | 61 | 31 | 14 670 | 13 760 | 1 002 | 25 420 | 315 | 64 |
| S42 | MEAT MARKETS, FISH (SEAFOOD) MARKETS | 1 | 1 | (D) | (D) | (D) | (D) | (D) | (D) |
| S43 | FRUIT STORES, VEGETABLE MARKETS | 2 | - | 48 | - | - | - | - | 2 |
| S44 | CANDY, NUT, CONFECTIONERY STORES | 1 | 1 | (D) | (D) | (D) | (D) | (D) | (D) |
| S45-S49 | OTHER FOOD STORES | 8 | 6 | (D) | (D) | (D) | (D) | (D) | (D) |
| | AUTOMOTIVE DEALERS | | | | | | | | |
| SS EX,SS4 | TOTAL | 38 | 32 | 14 672 | 14 612 | 1 297 | 27 556 | 259 | 29 |
| | GASOLINE SERVICE STATIONS | | | | | | | | |
| S5PT(SS4) | TOTAL | 80 | 66 | 8 471 | 8 151 | 626 | 13 427 | 202 | 86 |
| | APPAREL, ACCESSORY STORES | | | | | | | | |
| S6 | TOTAL | 37 | 33 | 2 880 | 2 812 | 278 | 5 558 | 112 | 42 |
| S61,S67 | MEN'S, BOYS' APPAREL STORES, CUSTOM TAILORS | 8 | 8 | 795 | 795 | 55 | 1 330 | 22 | 11 |
| S62-3,S68 | WOMEN'S CLOTHING, SPECIALTY STORES | 18 | 14 | 812 | 744 | 79 | 1 489 | 38 | 19 |
| S62 | WOMEN'S READY-TO-WEAR STORES | 11 | 9 | 506 | 440 | 45 | 876 | 27 | 12 |
| S63,S68 | WOMEN'S ACCESSORY, SPECIALTY STORES, FURRIERS | 7 | 5 | 306 | 304 | 34 | 613 | 11 | 7 |
| S65 | FAMILY CLOTHING STORES | 1 | 1 | (D) | (D) | (D) | (D) | (D) | (D) |
| S66 | SHOE STORES | 7 | 7 | 457 | 457 | 61 | 1 201 | 18 | 8 |
| S64,S69 | OTHER APPAREL, ACCESSORY STORES | 3 | 3 | (D) | (D) | (D) | (D) | (D) | (D) |
| | FURNITURE, HOME FURNISHINGS, EQUIPMENT STORES | | | | | | | | |
| S7 | TOTAL | 31 | 23 | 3 923 | 3 867 | 518 | 12 393 | 112 | 27 |
| S71 | FURNITURE, HOME FURNISHINGS STORES | 16 | 12 | 1 473 | 1 447 | 190 | 5 122 | 54 | 15 |
| S72,S73 | HOUSEHOLD APPLIANCE, RADIO, TELEVISION, MUSIC STORES | 15 | 11 | 2 450 | 2 420 | 328 | 7 271 | 58 | 12 |
| | EATING, DRINKING PLACES | | | | | | | | |
| S8 | TOTAL | 105 | 99 | 5 806 | 5 624 | 1 132 | 23 756 | 588 | 117 |
| S812 | EATING PLACES | 77 | 75 | 4 241 | 4 233 | 951 | 19 595 | 508 | 86 |
| S813 | DRINKING PLACES (ALCOHOLIC BEVERAGES) | 28 | 24 | 1 565 | 1 391 | 181 | 4 161 | 80 | 31 |
| | DRUG STORES, PROPRIETARY STORES | | | | | | | | |
| S9PT(S91) | TOTAL | 16 | 16 | 2 474 | 2 474 | 297 | 5 922 | 140 | 13 |
| S91 | DRUG STORES | 14 | 14 | (D) | (D) | (D) | (D) | (D) | (D) |
| (| PROPRIETARY STORES | 2 | 2 | (D) | (D) | (D) | (D) | (D) | (D) |
| | OTHER RETAIL STORES | | | | | | | | |
| S9 EX,S91 | TOTAL | 76 | 42 | 5 099 | 4 635 | 464 | 10 696 | 114 | 87 |
| S92 | LIQUOR STORES | 7 | 5 | 450 | 368 | 21 | 420 | 7 | 8 |
| S93 | ANTIQUA STORES, SECONOHANO STORES | 8 | 2 | 83 | (D) | (D) | (D) | (D) | (D) |
| S94 | BOOK, STATIONERY STORES | 5 | 1 | 386 | (D) | (D) | (D) | (D) | (D) |
| S95 | SPORTING GOODS STORES, BICYCLE SHOPS | 6 | 4 | 197 | (D) | (D) | (D) | (D) | (D) |
| S96 | FARM, GARDEN SUPPLY STORES, INCLUDING FEEO STORES | 11 | 11 | 2 774 | 2 774 | 243 | 4 693 | 47 | 7 |
| S97 | JEWELRY STORES | 5 | 3 | 176 | 132 | 12 | 255 | 4 | 7 |
| S98 | FUEL, ICE DEALERS | 8 | 6 | 375 | 363 | 38 | 872 | 12 | 13 |
| S99 | OTHER STORES | 26 | 10 | 658 | 446 | 55 | 1 123 | 22 | 30 |
| | NONSTORE RETAILERS* | | | | | | | | |
| S3 PART* | TOTAL | 26 | 6 | 1 300 | 1 082 | 179 | 3 443 | 39 | 21 |

Standard Notes: - Represents zero. (D) Withheld to avoid disclosure. (NA) Not available. (X) Not applicable.
 *Nonstore retailers, part of SIC major group 53, are shown separately in this table.

TABLE 5. Counties With 500 Establishments or More: 1963-Continued

| SIC code | County and kind of business | Establishments | | Sales | | Payroll, entire year (\$1,000) | Payroll, workweek ended nearest Nov. 15 (dollars) | Paid employees, workweek ended nearest Nov. 15 (number) | Active proprietors of unincorporated businesses (number) |
|-------------------------|--|----------------|--------------|---------------------------|-----------------------------|--------------------------------|---|---|--|
| | | Total | With payroll | Total, all establishments | Establishments with payroll | | | | |
| | | (number) | (number) | (\$1,000) | (\$1,000) | | | | |
| ST JOSEPH COUNTY | | | | | | | | | |
| | RETAIL TRADE, TOTAL | 2 033 | 1 587 | 1348 570 | 1337 956 | 141 095 | 799 525 | 12 295 | 1 775 |
| | LUMBER, BUILDING MATERIALS, HARDWARE, FARM EQUIPMENT DEALERS | | | | | | | | |
| 52 | TOTAL | 125 | 105 | 18 774 | 18 336 | 2 799 | 49 919 | 571 | 79 |
| 521 | LUMBER AND OTHER BUILDING MATERIALS DEALERS | 34 | 34 | (D) | (D) | (D) | (D) | (D) | (D) |
| 522-524 | HEATING, PLUMBING, PAINT, ELECTRICAL STORES | 42 | 34 | 2 982 | 2 922 | 518 | 10 790 | 126 | 32 |
| 5251 | HARDWARE STORES | 41 | 29 | 3 189 | 2 811 | 472 | 7 995 | 125 | 29 |
| 5252 | FARM EQUIPMENT DEALERS | 8 | 8 | (D) | (D) | (D) | (D) | (D) | (D) |
| | GENERAL MERCHANDISE GROUP STORES* | | | | | | | | |
| 53 PART* | TOTAL | 91 | 73 | 54 216 | 53 864 | 7 600 | 157 698 | 2 444 | 40 |
| 531 | DEPARTMENT STORES | 7 | 7 | (D) | (D) | (D) | (D) | (D) | (D) |
| 533 | LIMITED PRICE VARIETY STORES | 57 | 49 | 7 499 | 7 371 | 1 143 | 21 234 | 483 | 23 |
| 539 | MISCELLANEOUS GENERAL MERCHANDISE STORES | 27 | 17 | (D) | (D) | (D) | (D) | (D) | (D) |
| | FOOD STORES | | | | | | | | |
| 54 | TOTAL | 305 | 211 | 172 445 | 169 577 | 15 059 | 196 355 | 1 607 | 285 |
| 541 | GROCERY STORES, INCLUDING DELICATESSENS | 217 | 147 | 165 967 | 163 477 | 14 224 | 180 188 | 1 336 | 212 |
| 542 | MEAT MARKETS, FISH (SEAFOOD) MARKETS | 20 | 18 | 1 894 | 1 806 | 160 | 2 908 | 54 | 19 |
| 543 | FRUIT STORES, VEGETABLE MARKETS | 7 | 5 | 372 | 336 | 25 | 481 | 8 | 9 |
| 544 | CANDY, NUT, CONFECTIONERY STORES | 13 | 9 | (D) | (D) | (D) | (D) | (D) | (D) |
| 545-549 | OTHER FOOD STORES | 48 | 32 | (D) | (D) | (D) | (D) | (D) | (D) |
| | AUTOMOTIVE DEALERS | | | | | | | | |
| 55 EX.554 | TOTAL | 96 | 76 | 73 270 | 72 648 | 6 669 | 113 639 | 1 128 | 68 |
| | GASOLINE SERVICE STATIONS | | | | | | | | |
| 55PT(554) | TOTAL | 298 | 254 | 26 344 | 24 906 | 2 314 | 48 365 | 776 | 294 |
| | APPAREL, ACCESSORY STORES | | | | | | | | |
| 56 | TOTAL | 124 | 110 | 21 700 | 21 464 | 3 549 | 69 376 | 1 127 | 66 |
| 561,567 | MEN'S, BOYS' APPAREL STORES, CUSTOM TAILORS | 21 | 19 | (D) | (D) | (D) | (D) | (D) | (D) |
| 562-3,568 | WOMEN'S CLOTHING, SPECIALTY STORES | 49 | 45 | 8 118 | 8 100 | 1 367 | 26 410 | 484 | 28 |
| 562 | WOMEN'S READY-TO-WEAR STORES | 23 | 21 | (D) | (D) | (D) | (D) | (D) | (D) |
| 563,568 | WOMEN'S ACCESSORY, SPECIALTY STORES, FURRIERS | 26 | 24 | (D) | (D) | (D) | (D) | (D) | (D) |
| 565 | FAMILY CLOTHING STORES | 12 | 8 | 2 220 | 2 116 | 289 | 6 917 | 124 | 10 |
| 566 | SHOE STORES | 35 | 31 | 3 252 | 3 154 | 490 | 9 031 | 129 | 14 |
| 564,569 | OTHER APPAREL, ACCESSORY STORES | 7 | 7 | (D) | (D) | (D) | (D) | (D) | (D) |
| | FURNITURE, HOME FURNISHINGS, EQUIPMENT STORES | | | | | | | | |
| 57 | TOTAL | 112 | 90 | 15 915 | 15 551 | 2 542 | 48 399 | 535 | 91 |
| 571 | FURNITURE, HOME FURNISHINGS STORES | 56 | 44 | 10 183 | 9 983 | 1 737 | 34 514 | 355 | 39 |
| 572,573 | HOUSEHOLD APPLIANCE, RADIO, TELEVISION, MUSIC STORES | 56 | 46 | 5 732 | 5 568 | 805 | 13 885 | 180 | 52 |
| | EATING, DRINKING PLACES | | | | | | | | |
| 58 | TOTAL | 430 | 374 | 26 957 | 25 259 | 5 384 | 108 768 | 2 546 | 439 |
| 5812 | EATING PLACES | 259 | 243 | 19 084 | 18 814 | 4 566 | 90 769 | 2 183 | 250 |
| 5813 | DRINKING PLACES (ALCOHOLIC BEVERAGES) | 171 | 131 | 7 873 | 6 445 | 818 | 17 999 | 363 | 189 |
| | DRUG STORES, PROPRIETARY STORES | | | | | | | | |
| 59PT(591) | TOTAL | 73 | 69 | 13 063 | 12 817 | 1 631 | 34 331 | 517 | 62 |
| 591 | DRUG STORES | 62 | 60 | (D) | (D) | (D) | (D) | (D) | (D) |
| | PROPRIETARY STORES | 11 | 9 | (D) | (D) | (D) | (D) | (D) | (D) |
| | OTHER RETAIL STORES | | | | | | | | |
| 59 EX.591 | TOTAL | 275 | 191 | 19 166 | 17 416 | 2 396 | 47 389 | 712 | 266 |
| 592 | LIQUOR STORES | 51 | 29 | (D) | (D) | (D) | (D) | (D) | (D) |
| 593 | ANTIQUA STORES, SECONDHAND STORES | 31 | 9 | 1 227 | 829 | 216 | 4 439 | 76 | 29 |
| 594 | BOOK, STATIONERY STORES | 8 | 6 | 567 | 517 | 100 | 1 951 | 31 | 4 |
| 595 | SPORTING GOODS STORES, BICYCLE SHOPS | 23 | 13 | (D) | (D) | (D) | (D) | (D) | (D) |
| 596 | FARM, GARDEN SUPPLY STORES, INCLUDING FEED STORES | 14 | 14 | 2 643 | 2 643 | 166 | 3 499 | 47 | 9 |
| 597 | JEWELRY STORES | 22 | 16 | 1 452 | 1 404 | 276 | 5 257 | 69 | 17 |
| 598 | FUEL, ICE DEALERS | 32 | 28 | 4 078 | 3 980 | 514 | 9 650 | 113 | 26 |
| 599 | OTHER STORES | 94 | 76 | 4 689 | 4 511 | 798 | 16 705 | 248 | 98 |
| | NONSTORE RETAILERS* | | | | | | | | |
| 53 PART* | TOTAL | 104 | 34 | 6 720 | 6 118 | 1 152 | 21 548 | 265 | 85 |

Standard Notes: - Represents zero. (D) Withheld to avoid disclosure. (NA) Not available. (X) Not applicable. †Revised.
 *Nonstore retailers, part of SIC major group 53, are shown separately in this table.

TABLE 5. Counties With 500 Establishments or More: 1963-Continued

| SIC code | County and kind of business | Establishments | | Sales | | Payroll, entire year (\$1,000) | Payroll, workweek ended nearest Nov. 15 (dollars) | Paid employees, workweek ended nearest Nov. 15 (number) | Active proprietors of unincorporated businesses (number) |
|-----------|--|----------------|-----------------------|-------------------------------------|---------------------------------------|--------------------------------|---|---|--|
| | | Total (number) | With payroll (number) | Total, all establishments (\$1,000) | Establishments with payroll (\$1,000) | | | | |
| | <u>TIPPECANOE COUNTY</u> | | | | | | | | |
| | RETAIL TRADE, TOTAL | 668 | 566 | 140 411 | 139 183 | 17 068 | 339 694 | 5 321 | 501 |
| | LUMBER, BUILDING MATERIALS, HARDWARE, FARM EQUIPMENT DEALERS | | | | | | | | |
| | TOTAL | 44 | 40 | 10 177 | 10 125 | 1 489 | 26 707 | 273 | 25 |
| 52 | LUMBER AND OTHER BUILDING MATERIALS DEALERS | 19 | 19 | 5 998 | 5 998 | 919 | 16 314 | 148 | 4 |
| 522-524 | HEATING, PLUMBING, PAINT, ELECTRICAL STORES | 10 | 10 | 749 | 749 | 147 | 2 911 | 30 | 10 |
| 5251 | HARDWARE STORES | 9 | 5 | 653 | 601 | 68 | 893 | 25 | 7 |
| 5252 | FARM EQUIPMENT DEALERS | 6 | 6 | 2 777 | 2 777 | 355 | 6 589 | 70 | 4 |
| | GENERAL MERCHANDISE GROUP STORES* | | | | | | | | |
| | TOTAL | 17 | 17 | 26 197 | 26 197 | 3 716 | 71 135 | 1 249 | 2 |
| 53 PART* | DEPARTMENT STORES | 6 | 6 | 23 087 | 23 087 | 3 221 | 62 120 | 1 065 | - |
| 533 | LIMITED PRICE VARIETY STORES | 7 | 7 | 2 037 | 2 037 | 343 | 6 228 | 137 | - |
| 539 | MISCELLANEOUS GENERAL MERCHANDISE STORES | 4 | 4 | 1 073 | 1 073 | 152 | 2 787 | 47 | 2 |
| | FOOD STORES | | | | | | | | |
| | TOTAL | 69 | 51 | 28 015 | 27 841 | 2 004 | 42 222 | 662 | 50 |
| 54 | GROCERY STORES, INCLUDING DELICATESSENS | 47 | 37 | 26 865 | 26 725 | 1 772 | 37 071 | 586 | 35 |
| 541 | MEAT MARKETS, FISH (SEAFOOD) MARKETS | 3 | 3 | (0) | (0) | (0) | (0) | (0) | (0) |
| 542 | FRUIT STORES, VEGETABLE MARKETS | 7 | 3 | 175 | 149 | 37 | 669 | 13 | 6 |
| 543 | CANDY, NUT, CONFECTIONERY STORES | 2 | 2 | (0) | (0) | (0) | (0) | (0) | (0) |
| 544 | OTHER FOOD STORES | 10 | 6 | 483 | 475 | 143 | 3 523 | 41 | 5 |
| 545-549 | | | | | | | | | |
| | AUTOMOTIVE DEALERS | | | | | | | | |
| | TOTAL | 40 | 34 | 24 757 | 24 639 | 2 243 | 42 175 | 441 | 24 |
| | GASOLINE SERVICE STATIONS | | | | | | | | |
| | TOTAL | 101 | 95 | 9 550 | 9 358 | 916 | 18 047 | 325 | 89 |
| | APPAREL, ACCESSORY STORES | | | | | | | | |
| | TOTAL | 46 | 44 | 6 530 | 6 492 | 965 | 17 828 | 345 | 17 |
| 56 | MEN'S, BOYS' APPAREL STORES, CUSTOM TAILORS | 15 | 13 | 2 060 | 2 022 | 282 | 5 356 | 115 | 8 |
| 561,567 | WOMEN'S CLOTHING, SPECIALTY STORES | 15 | 15 | 2 878 | 2 878 | 431 | 7 453 | 152 | 4 |
| 562-3,568 | WOMEN'S READY-TO-WEAR STORES | 8 | 8 | 2 407 | 2 407 | 367 | 6 095 | 125 | 1 |
| 562 | WOMEN'S ACCESSORY, SPECIALTY STORES, FURRIERS | 7 | 7 | 471 | 471 | 64 | 1 358 | 27 | 3 |
| 563,568 | FAMILY CLOTHING STORES | 2 | 2 | (0) | (0) | (0) | (0) | (0) | (0) |
| 565 | SHOE STORES | 11 | 11 | 1 036 | 1 036 | 179 | 3 788 | 53 | 2 |
| 566 | OTHER APPAREL, ACCESSORY STORES | 3 | 3 | (0) | (0) | (0) | (0) | (0) | (0) |
| 564,569 | | | | | | | | | |
| | FURNITURE, HOME FURNISHINGS, EQUIPMENT STORES | | | | | | | | |
| | TOTAL | 49 | 35 | 5 856 | 5 712 | 993 | 22 325 | 238 | 44 |
| 57 | FURNITURE, HOME FURNISHINGS STORES | 25 | 19 | 3 772 | 3 698 | 661 | 14 182 | 160 | 24 |
| 571 | HOUSEHOLD APPLIANCE, RADIO, TELEVISION, MUSIC STORES | 24 | 16 | 2 084 | 2 014 | 332 | 8 143 | 78 | 20 |
| 572,573 | | | | | | | | | |
| | EATING, DRINKING PLACES | | | | | | | | |
| | TOTAL | 141 | 131 | 10 615 | 10 565 | 2 316 | 50 771 | 964 | 130 |
| 58 | EATING PLACES | 104 | 94 | 7 515 | 7 465 | 1 820 | 40 262 | 781 | 94 |
| 5812 | DRINKING PLACES (ALCOHOLIC BEVERAGES) | 37 | 37 | 3 100 | 3 100 | 496 | 10 509 | 183 | 36 |
| 5813 | | | | | | | | | |
| | DRUG STORES, PROPRIETARY STORES | | | | | | | | |
| | TOTAL | 31 | 31 | 6 629 | 6 629 | 1 030 | 20 544 | 419 | 15 |
| 59PT(591) | DRUG STORES | 31 | 31 | 6 629 | 6 629 | 1 030 | 20 544 | 419 | 15 |
| 591 | PROPRIETARY STORES | - | - | - | - | - | - | - | - |
| | OTHER RETAIL STORES | | | | | | | | |
| | TOTAL | 102 | 80 | 11 008 | 10 754 | 1 106 | 22 488 | 333 | 80 |
| 59 EX,591 | LIQUOR STORES | 12 | 10 | 1 015 | 919 | 46 | 923 | 21 | 13 |
| 592 | ANTIQUA STORES, SECONOHANO STORES | 6 | 2 | 44 | (0) | (0) | (0) | (0) | (0) |
| 593 | BOOK, STATIONERY STORES | 6 | 4 | 2 135 | 2 091 | 215 | 3 703 | 85 | 5 |
| 594 | SPORTING GOODS STORES, BICYCLE SHOPS | 4 | 2 | 407 | (0) | (0) | (0) | (0) | (0) |
| 595 | FARM, GARDEN SUPPLY STORES, INCLUDING FEEO STORES | 18 | 14 | 3 636 | 3 596 | 221 | 4 115 | 44 | 8 |
| 596 | JEWELRY STORES | 8 | 8 | 545 | 545 | 80 | 1 686 | 26 | 3 |
| 597 | FUEL, ICE DEALERS | 8 | 8 | 1 140 | 1 140 | 152 | 3 265 | 38 | 7 |
| 598 | OTHER STORES | 40 | 32 | 2 086 | 2 032 | 329 | 7 274 | 107 | 36 |
| 599 | | | | | | | | | |
| | NONSTORE RETAILERS* | | | | | | | | |
| | TOTAL | 28 | 8 | 1 077 | 871 | 290 | 5 452 | 72 | 25 |
| 53 PART* | | | | | | | | | |

Standard Notes: - Represents zero. (D) Withheld to avoid disclosure. (NA) Not available. (X) Not applicable.
 *Nonstore retailers, part of SIC major group 53, are shown separately in this table.

TABLE 5. Counties With 500 Establishments or More: 1963-Continued

| SIC code | County and kind of business | Establishments | | Sales | | Payroll, entire year | Payroll, workweek ended nearest Nov. 15 | Paid employees, workweek ended nearest Nov. 15 | Active proprietors of unincorporated businesses |
|-------------|--|----------------|--------------|---------------------------|-----------------------------|----------------------|---|--|---|
| | | Total | With payroll | Total, all establishments | Establishments with payroll | | | | |
| | | (number) | (number) | (\$1,000) | (\$1,000) | (\$1,000) | (dollars) | (number) | (number) |
| | <u>VANDERBURGH COUNTY</u> | | | | | | | | |
| | RETAIL TRADE, TOTAL | 1 507 | 1 107 | 231 495 | 223 747 | 27 862 | 568 089 | 9 736 | 1 372 |
| | LUMBER, BUILDING MATERIALS, HARDWARE, FARM EQUIPMENT DEALERS | | | | | | | | |
| | TOTAL | 69 | 59 | 10 257 | 10 137 | 1 528 | 27 838 | 332 | 49 |
| 52 | LUMBER AND OTHER BUILDING MATERIALS DEALERS | 21 | 21 | 4 376 | 4 376 | 695 | 13 786 | 149 | 9 |
| 522-524 | HEATING, PLUMBING, PAINT, ELECTRICAL STORES | 20 | 18 | 1 664 | 1 656 | 319 | 6 723 | 73 | 13 |
| 5251 | HARDWARE STORES | 22 | 14 | 2 454 | 2 342 | 351 | 4 513 | 76 | 23 |
| 5252 | FARM EQUIPMENT DEALERS | 6 | 6 | 1 763 | 1 763 | 163 | 2 816 | 34 | 4 |
| | GENERAL MERCHANDISE GROUP STORES* | | | | | | | | |
| | TOTAL | 46 | 38 | 36 734 | 36 688 | 4 753 | 111 870 | 1 950 | 35 |
| 53 PART* | DEPARTMENT STORES | 7 | 7 | 29 251 | 29 251 | 3 670 | 91 203 | 1 522 | - |
| 533 | LIMITED PRICE VARIETY STORES | 13 | 13 | 4 536 | 4 536 | 755 | 14 246 | 312 | 9 |
| 539 | MISCELLANEOUS GENERAL MERCHANDISE STORES | 26 | 18 | 2 947 | 2 901 | 328 | 6 421 | 116 | 26 |
| | FOOD STORES | | | | | | | | |
| | TOTAL | 231 | 151 | 49 600 | 47 592 | 3 798 | 78 316 | 1 237 | 226 |
| 54 | GROCERY STORES, INCLUDING DELICATESSENS | 176 | 122 | 47 044 | 45 412 | 3 307 | 68 921 | 1 076 | 181 |
| 542 | MEAT MARKETS, FISH (SEAFOOD) MARKETS | 2 | 2 | (D) | (D) | (D) | (D) | (D) | (D) |
| 543 | FRUIT STORES, VEGETABLE MARKETS | 6 | 2 | (D) | (D) | (D) | (D) | (D) | (D) |
| 544 | CANDY, NUT, CONFECTIONERY STORES | 18 | 12 | 522 | 448 | 104 | 1 955 | 42 | 13 |
| 545-549 | OTHER FOOD STORES | 29 | 13 | 1 411 | 1 199 | 349 | 6 699 | 105 | 25 |
| | AUTOMOTIVE DEALERS | | | | | | | | |
| | TOTAL | 104 | 64 | 39 189 | 37 985 | 3 560 | 66 251 | 761 | 92 |
| | GASOLINE SERVICE STATIONS | | | | | | | | |
| | TOTAL | 217 | 179 | 18 819 | 17 701 | 1 715 | 35 738 | 626 | 209 |
| | APPAREL, ACCESSORY STORES | | | | | | | | |
| | TOTAL | 83 | 71 | 18 681 | 18 515 | 3 145 | 61 665 | 1 147 | 40 |
| 56 | MEN'S, BOYS' APPAREL STORES, CUSTOM TAILORS | 14 | 10 | 3 538 | 3 442 | 648 | 11 818 | 207 | 9 |
| 562-3,568 | WOMEN'S CLOTHING, SPECIALTY STORES | 39 | 37 | 9 418 | 9 388 | 1 597 | 30 493 | 580 | 11 |
| 562 | WOMEN'S READY-TO-WEAR STORES | 24 | 22 | (D) | (D) | (D) | (D) | (D) | (D) |
| 563,568 | WOMEN'S ACCESSORY, SPECIALTY STORES, FURRIERS | 15 | 15 | (D) | (D) | (D) | (D) | (D) | (D) |
| 565 | FAMILY CLOTHING STORES | 9 | 5 | (D) | (D) | (D) | (D) | (D) | (D) |
| 566 | SHOE STORES | 18 | 16 | 3 130 | 3 120 | 442 | 9 062 | 141 | 7 |
| 564,569 | OTHER APPAREL, ACCESSORY STORES | 3 | 3 | (D) | (D) | (D) | (D) | (D) | (D) |
| | FURNITURE, HOME FURNISHINGS, EQUIPMENT STORES | | | | | | | | |
| | TOTAL | 79 | 55 | 10 609 | 10 213 | 1 749 | 33 818 | 425 | 52 |
| 571 | FURNITURE, HOME FURNISHINGS STORES | 49 | 33 | 6 704 | 6 492 | 1 115 | 21 818 | 271 | 32 |
| 572,573 | HOUSEHOLD APPLIANCE, RADIO, TELEVISION, MUSIC STORES | 30 | 22 | 3 905 | 3 721 | 634 | 12 000 | 154 | 20 |
| | EATING, DRINKING PLACES | | | | | | | | |
| | TOTAL | 330 | 294 | 18 687 | 18 143 | 3 659 | 76 087 | 1 966 | 358 |
| 5812 | EATING PLACES | 207 | 181 | 12 200 | 11 898 | 2 885 | 59 837 | 1 568 | 210 |
| 5813 | DRINKING PLACES (ALCOHOLIC BEVERAGES) | 123 | 113 | 6 487 | 6 245 | 774 | 16 250 | 398 | 148 |
| | DRUG STORES, PROPRIETARY STORES | | | | | | | | |
| | TOTAL | 49 | 45 | 10 495 | 10 443 | 1 594 | 29 720 | 595 | 28 |
| 59 PT (591) | DRUG STORES | 44 | 42 | 10 295 | (D) | (D) | (D) | (D) | (D) |
| (| PROPRIETARY STORES | 5 | 3 | 200 | (D) | (D) | (D) | (D) | (D) |
| | OTHER RETAIL STORES | | | | | | | | |
| | TOTAL | 208 | 128 | (D) | (D) | (D) | (D) | (D) | (D) |
| 59 EX,591 | LIQUOR STORES | 49 | 27 | 2 270 | 1 484 | 98 | 1 887 | 53 | 57 |
| 593 | ANTIQUA STORES, SECONDHAND STORES | 18 | 10 | 887 | 815 | 178 | 2 894 | 56 | 13 |
| 594 | BOOK, STATIONERY STORES | 4 | 2 | (D) | (D) | (D) | (D) | (D) | (D) |
| 595 | SPORTING GOODS STORES, BICYCLE SHOPS | 23 | 13 | (D) | (D) | (D) | (D) | (D) | (D) |
| 596 | FARM, GARDEN SUPPLY STORES, INCLUDING FEED STORES | 11 | 9 | 1 894 | 1 862 | 202 | 4 007 | 55 | 8 |
| 597 | JEWELRY STORES | 25 | 13 | 2 460 | 2 302 | 322 | 6 165 | 86 | 25 |
| 598 | FUEL, ICE DEALERS | 9 | 7 | 494 | 462 | 68 | 1 476 | 20 | 5 |
| 599 | OTHER STORES | 69 | 47 | 2 908 | 2 742 | 479 | 8 798 | 149 | 71 |
| | NONSTORE RETAILERS* | | | | | | | | |
| 53 PART* | TOTAL | 91 | 23 | (D) | (D) | (D) | (D) | (D) | (D) |

Standard Notes: - Represents zero. (D) Withheld to avoid disclosure. (NA) Not available. (X) Not applicable.
 *Nonstore retailers, part of SIC major group 53, are shown separately in this table.

TABLE 5. Counties With 500 Establishments or More: 1963-Continued

| SIC code | County and kind of business | Establishments | | Sales | | Payroll, entire year (\$1,000) | Payroll, workweek ended nearest Nov. 15 (dollars) | Paid employees, workweek ended nearest Nov. 15 (number) | Active proprietors of unincorporated businesses (number) |
|--------------------|---|----------------|-----------------------|-------------------------------------|---------------------------------------|--------------------------------|---|---|--|
| | | Total (number) | With payroll (number) | Total, all establishments (\$1,000) | Establishments with payroll (\$1,000) | | | | |
| VIGO COUNTY | | | | | | | | | |
| | RETAIL TRADE, TOTAL, | 1 119 | 769 | 191 699 | 185 345 | 24 261 | 468 173 | 7 006 | 1 005 |
| | LUMBER, BUILDING MATERIALS, HARDWARE, FARM EQUIPMENT DEALERS | | | | | | | | |
| 52 | TOTAL, | 46 | 40 | 6 194 | 6 152 | 860 | 16 985 | 206 | 36 |
| 521 | LUMBER AND OTHER BUILDING MATERIALS DEALERS, | 19 | 15 | 3 254 | 3 240 | 488 | 8 687 | 97 | 13 |
| 522-524 | HEATING, PLUMBING, PAINT, ELECTRICAL STORES, | 8 | 8 | 528 | 508 | 126 | 2 814 | 28 | 5 |
| 5251 | HARDWARE STORES, | 12 | 10 | 1 250 | 1 242 | 161 | 3 784 | 56 | 11 |
| 5252 | FARM EQUIPMENT DEALERS, | 7 | 7 | 1 162 | 1 162 | 85 | 1 700 | 25 | 7 |
| | GENERAL MERCHANDISE GROUP STORES* | | | | | | | | |
| 53 PART* | TOTAL, | 32 | 24 | 27 906 | 27 658 | 4 249 | 76 787 | 1 337 | 25 |
| 531 | DEPARTMENT STORES, | 6 | 6 | 16 658 | 16 658 | 2 583 | 46 524 | 804 | - |
| 533 | LIMITED PRICE VARIETY STORES, | 14 | 12 | 3 751 | (D) | (D) | (D) | (D) | (D) |
| 539 | MISCELLANEOUS GENERAL MERCHANDISE STORES, | 12 | 6 | 7 497 | (D) | (D) | (D) | (D) | (D) |
| | FOOD STORES | | | | | | | | |
| 54 | TOTAL, | 205 | 101 | 33 283 | 30 809 | 2 234 | 46 407 | 683 | 188 |
| 541 | GROCERY STORES, INCLUDING DELICATESSENS, | 179 | 85 | 32 506 | 30 110 | 2 102 | 43 790 | 625 | 166 |
| 542 | MEAT MARKETS, FISH (SEAFOOD) MARKETS, | 1 | 1 | (D) | (D) | (D) | (D) | (D) | (D) |
| 543 | FRUIT STORES, VEGETABLE MARKETS, | 4 | - | 40 | - | - | - | - | 4 |
| 544 | CANDY, NUT, CONFECTIONERY STORES, | 6 | 6 | 319 | 319 | 36 | 613 | 16 | 3 |
| 545-549 | OTHER FOOD STORES, | 15 | 9 | (D) | (D) | (D) | (D) | (D) | (D) |
| | AUTOMOTIVE DEALERS | | | | | | | | |
| 55 EX,554 | TOTAL, | 76 | 46 | 29 914 | 29 376 | 3 167 | 57 584 | 636 | 65 |
| | GASOLINE SERVICE STATIONS | | | | | | | | |
| 55PT(554) | TOTAL, | 148 | 124 | 12 464 | 11 932 | 1 218 | 25 558 | 425 | 133 |
| | APPAREL, ACCESSORY STORES | | | | | | | | |
| 56 | TOTAL, | 45 | 37 | 6 197 | 6 129 | 879 | 17 170 | 320 | 22 |
| 561,567 | MEN'S, BOYS' APPAREL STORES, CUSTOM TAILORS, | 11 | 9 | 880 | 862 | 149 | 2 731 | 40 | 6 |
| 562-3,568 | WOMEN'S CLOTHING, SPECIALTY STORES, | 16 | 10 | 1 008 | 978 | 132 | 3 044 | 59 | 9 |
| 562 | WOMEN'S READY-TO-WEAR STORES, | 13 | 7 | (D) | (D) | (D) | (D) | (D) | (D) |
| 563,568 | WOMEN'S ACCESSORY, SPECIALTY STORES, FURRIERS, | 3 | 3 | (D) | (D) | (D) | (D) | (D) | (D) |
| 565 | FAMILY CLOTHING STORES, | 5 | 5 | (D) | (D) | (D) | (D) | (D) | (D) |
| 566 | SHOE STORES, | 12 | 12 | 2 064 | 2 064 | 291 | 4 897 | 78 | 6 |
| 564,569 | OTHER APPAREL, ACCESSORY STORES, | 1 | 1 | (D) | (D) | (D) | (D) | (D) | (D) |
| | FURNITURE, HOME FURNISHINGS, EQUIPMENT STORES | | | | | | | | |
| 57 | TOTAL, | 53 | 37 | 7 016 | 6 840 | 1 274 | 21 130 | 251 | 41 |
| 571 | FURNITURE, HOME FURNISHINGS STORES, | 33 | 21 | 3 532 | 3 406 | 784 | 10 949 | 133 | 26 |
| 572,573 | HOUSEHOLD APPLIANCE, RADIO, TELEVISION, MUSIC STORES, | 20 | 16 | 3 484 | 3 434 | 490 | 10 181 | 118 | 15 |
| | EATING, DRINKING PLACES | | | | | | | | |
| 58 | TOTAL, | 272 | 210 | 12 025 | 11 035 | 2 321 | 46 631 | 1 097 | 293 |
| 5812 | EATING PLACES, | 156 | 134 | 7 522 | 7 294 | 1 882 | 36 443 | 861 | 160 |
| 5813 | DRINKING PLACES (ALCOHOLIC BEVERAGES), | 116 | 76 | 4 503 | 3 741 | 439 | 10 188 | 236 | 133 |
| | DRUG STORES, PROPRIETARY STORES | | | | | | | | |
| 59PT(591) | TOTAL, | 31 | 29 | 6 798 | 6 750 | 776 | 15 573 | 297 | 29 |
| 591 (| DRUG STORES, | 29 | 27 | (D) | (D) | (D) | (D) | (D) | (D) |
| (| PROPRIETARY STORES, | 2 | 2 | (D) | (D) | (D) | (D) | (D) | (D) |
| | OTHER RETAIL STORES | | | | | | | | |
| 59 EX,591 | TOTAL, | 169 | 111 | 10 517 | (D) | (D) | (D) | (D) | (D) |
| 592 | LIQUOR STORES, | 29 | 17 | 1 208 | 872 | 46 | 964 | 27 | 30 |
| 593 | ANTIQUA STORES, SECONDHAND STORES, | 18 | 8 | 543 | 407 | 109 | 2 176 | 54 | 14 |
| 594 | BOOK, STATIONERY STORES, | 3 | 3 | 277 | 277 | 43 | 982 | 16 | 1 |
| 595 | SPORTING GOODS STORES, BICYCLE SHOPS, | 13 | 5 | 499 | (D) | (D) | (D) | (D) | (D) |
| 596 | FARM, GARDEN SUPPLY STORES, INCLUDING FEED STORES, | 18 | 16 | 1 922 | 1 920 | 268 | 4 200 | 62 | 13 |
| 597 | JEWELRY STORES, | 10 | 6 | 1 753 | 1 707 | 357 | 6 368 | 62 | 6 |
| 598 | FUEL, ICE DEALERS, | 25 | 19 | 1 959 | 1 885 | 261 | 5 551 | 81 | 18 |
| 599 | OTHER STORES, | 53 | 37 | 2 356 | 2 076 | 390 | 7 161 | 122 | 42 |
| | NONSTORE RETAILERS* | | | | | | | | |
| 53 PART* | TOTAL, | 42 | 10 | 39 385 | (D) | (D) | (D) | (D) | (D) |

Standard Notes: - Represents zero. (D) Withheld to avoid disclosure. (NA) Not available. (X) Not applicable.
 *Nonstore retailers, part of SIC major group 53, are shown separately in this table.

TABLE 5. Counties With 500 Establishments or More: 1963-Continued

| SIC code | County and kind of business | Establishments | | Sales | | Payroll, entire year (\$1,000) | Payroll, workweek ended nearest Nov. 15 (dollars) | Paid employees, workweek ended nearest Nov. 15 (number) | Active proprietors of unincorporated businesses (number) |
|---------------------|--|----------------|-----------------------|-------------------------------------|---------------------------------------|--------------------------------|---|---|--|
| | | Total (number) | With payroll (number) | Total, all establishments (\$1,000) | Establishments with payroll (\$1,000) | | | | |
| <u>WAYNE COUNTY</u> | | | | | | | | | |
| | RETAIL TRADE, TOTAL | 765 | 569 | 113 851 | 109 705 | 13 075 | 253 881 | 4 198 | 661 |
| | LUMBER, BUILDING MATERIALS, HARWARE, FARM EQUIPMENT DEALERS | | | | | | | | |
| 52 | TOTAL | 50 | 44 | 6 976 | 6 862 | 1 080 | 21 754 | 269 | 30 |
| 521 | LUMBER AND OTHER BUILDING MATERIALS DEALERS | 14 | 14 | 3 431 | 3 431 | 452 | 8 716 | 93 | 7 |
| 522-524 | HEATING, PLUMBING, PAINT, ELECTRICAL STORES | 18 | 14 | 1 264 | 1 234 | 311 | 6 993 | 95 | 10 |
| 5251 | HARDWARE STORES | 8 | 6 | 378 | 294 | 35 | 726 | 14 | 7 |
| 5252 | FARM EQUIPMENT DEALERS | 10 | 10 | 1 903 | 1 903 | 282 | 5 319 | 67 | 6 |
| | GENERAL MERCHANDISE GROUP STORES* | | | | | | | | |
| 53 PART* | TOTAL | 33 | 31 | 12 940 | 12 874 | 1 702 | 33 903 | 653 | 25 |
| 531 | DEPARTMENT STORES | 4 | 4 | 6 576 | 6 576 | 839 | 15 422 | 317 | - |
| 533 | LIMITED PRICE VARIETY STORES | 14 | 14 | 2 754 | 2 754 | 455 | 8 301 | 183 | 8 |
| 539 | MISCELLANEOUS GENERAL MERCHANDISE STORES | 15 | 13 | 3 610 | 3 544 | 408 | 10 180 | 153 | 17 |
| | FOOD STORES | | | | | | | | |
| 54 | TOTAL | 105 | 63 | 22 391 | 21 503 | 1 724 | 32 294 | 576 | 101 |
| 541 | GROCERY STORES, INCLUDING DELICATESSENS | 74 | 42 | 19 989 | 19 193 | 1 288 | 24 273 | 449 | 67 |
| 542 | MEAT MARKETS, FISH (SEAFOOD) MARKETS | - | - | 8 | - | - | - | - | - |
| 543 | FRUIT STORES, VEGETABLE MARKETS | 5 | 3 | 122 | 110 | 5 | 120 | 5 | 6 |
| 544 | CANDY, NUT, CONFECTIONERY STORES | 6 | 6 | 243 | 243 | 44 | 754 | 22 | 7 |
| 545-549 | OTHER FOOD STORES | 20 | 12 | 2 029 | 1 957 | 387 | 7 147 | 100 | 21 |
| | AUTOMOTIVE DEALERS | | | | | | | | |
| 55 EX-554 | TOTAL | 57 | 45 | 24 329 | 24 015 | 1 995 | 41 228 | 437 | 39 |
| | GASOLINE SERVICE STATIONS | | | | | | | | |
| 55PT(554) | TOTAL | 98 | 84 | 10 322 | 9 592 | 980 | 18 257 | 302 | 95 |
| | APPAREL, ACCESSORY STORES | | | | | | | | |
| 56 | TOTAL | 49 | 45 | 6 267 | 6 227 | 853 | 16 146 | 354 | 29 |
| 561,567 | MEN'S, BOYS' APPAREL STORES, CUSTOM TAILORS | 7 | 7 | 729 | 729 | 84 | 1 651 | 57 | 4 |
| 562-3,568 | WOMEN'S CLOTHING, SPECIALTY STORES | 20 | 18 | 2 126 | 2 106 | 328 | 5 962 | 134 | 10 |
| 562 | WOMEN'S READY-TO-WEAR STORES | 15 | 13 | 1 732 | 1 712 | 284 | 4 995 | 112 | 9 |
| 563,568 | WOMEN'S ACCESSORY, SPECIALTY STORES, FURRIERS | 5 | 5 | 394 | 394 | 44 | 967 | 22 | 1 |
| 565 | FAMILY CLOTHING STORES | 5 | 5 | (D) | (D) | (D) | (D) | (D) | (D) |
| 566 | SHOE STORES | 14 | 12 | 1 180 | 1 160 | 172 | 3 336 | 55 | 9 |
| 564,569 | OTHER APPAREL, ACCESSORY STORES | 3 | 3 | (D) | (D) | (D) | (D) | (D) | (D) |
| | FURNITURE, HOME FURNISHINGS, EQUIPMENT STORES | | | | | | | | |
| 57 | TOTAL | 43 | 35 | 4 452 | 4 158 | 685 | 11 582 | 151 | 32 |
| 571 | FURNITURE, HOME FURNISHINGS STORES | 26 | 20 | 3 216 | 2 936 | 565 | 9 199 | 111 | 16 |
| 572,573 | HOUSEHOLD APPLIANCE, RADIO, TELEVISION, MUSIC STORES | 17 | 15 | 1 236 | 1 222 | 120 | 2 383 | 40 | 16 |
| | EATING, DRINKING PLACES | | | | | | | | |
| 58 | TOTAL | 144 | 122 | 9 492 | 9 008 | 1 949 | 39 582 | 904 | 146 |
| 5812 | EATING PLACES | 107 | 91 | 6 954 | 6 648 | 1 579 | 31 701 | 756 | 109 |
| 5813 | DRINKING PLACES (ALCOHOLIC BEVERAGES) | 37 | 31 | 2 538 | 2 360 | 370 | 7 881 | 148 | 37 |
| | DRUG STORES, PROPRIETARY STORES | | | | | | | | |
| 59PT(591) | TOTAL | 25 | 17 | 3 649 | 3 467 | 637 | 12 209 | 178 | 16 |
| 591 (| DRUG STORES | 18 | 16 | 3 460 | (D) | (D) | (D) | (D) | (D) |
| (| PROPRIETARY STORES | 7 | 1 | 189 | (D) | (D) | (D) | (D) | (D) |
| | OTHER RETAIL STORES | | | | | | | | |
| 59 EX-591 | TOTAL | 121 | 77 | 10 967 | 10 261 | 1 225 | 22 875 | 333 | 110 |
| 592 | LIQUOR STORES | 20 | 12 | 1 083 | 809 | 57 | 1 178 | 25 | 21 |
| 593 | ANTIQUES STORES, SECONDHAND STORES | 7 | 3 | 93 | (D) | (D) | (D) | (D) | (D) |
| 594 | BOOK, STATINERY STORES | 3 | 3 | (D) | (D) | (D) | (D) | (D) | (D) |
| 595 | SPORTING GOODS STORES, BICYCLE SHOPS | 6 | 4 | 272 | 234 | 24 | 453 | 6 | 6 |
| 596 | FARM, GARDEN SUPPLY STORES, INCLUDING FEED STORES | 15 | 9 | 3 363 | 3 189 | 330 | 6 427 | 89 | 11 |
| 597 | JEWELRY STORES | 11 | 9 | 756 | 722 | 126 | 2 451 | 40 | 10 |
| 598 | FUEL, ICE DEALERS | 14 | 12 | 3 112 | 3 108 | 407 | 6 630 | 85 | 7 |
| 599 | OTHER STORES | 45 | 25 | 1 909 | 1 727 | 199 | 4 136 | 68 | 49 |
| | NONSTORE RETAILERS* | | | | | | | | |
| 53 PART* | TOTAL | 40 | 6 | 2 066 | 1 738 | 245 | 4 051 | 41 | 38 |

Standard Notes: - Represents zero. (D) Withheld to avoid disclosure. (NA) Not available. (X) Not applicable.
 *Nonstore retailers, part of SIC major group 53, are shown separately in this table.

TABLE 6. Cities With 500 Establishments or More: 1963

| SIC code | City and kind of business | Establishments | | Sales | | Payroll, entire year | Payroll, workweek ended nearest Nov. 15 | Paid employees, workweek ended nearest Nov. 15 | Active proprietors of unincorporated businesses |
|-----------|--|----------------|-----------------------|-------------------------------------|---------------------------------------|----------------------|---|--|---|
| | | Total (number) | With payroll (number) | Total, all establishments (\$1,000) | Establishments with payroll (\$1,000) | | | | |
| | <u>ANDERSON</u> | | | | | | | | |
| | RETAIL TRADE, TOTAL | 515 | 423 | 106 541 | 104 301 | 12 649 | 247 455 | 3 705 | 413 |
| | LUMBER, BUILDING MATERIALS, HARWARE, FARM EQUIPMENT DEALERS | | | | | | | | |
| 52 | TOTAL | 36 | 30 | 5 929 | 5 793 | 860 | 15 158 | 182 | 26 |
| 521 | LUMBER AND OTHER BUILDING MATERIALS DEALERS | 14 | 14 | 3 453 | 3 453 | 535 | 9 346 | 108 | 8 |
| 522-524 | HEATING, PLUMBING, PAINT, ELECTRICAL STORES | 14 | 8 | 733 | 597 | 108 | 1 910 | 25 | 10 |
| 5251 | HARDWARE STORES | 6 | 6 | (D) | (D) | (D) | (D) | (D) | (D) |
| 5252 | FARM EQUIPMENT DEALERS | 2 | 2 | (D) | (D) | (D) | (D) | (D) | (D) |
| | GENERAL MERCHANDISE GROUP STORES* | | | | | | | | |
| 53 PART* | TOTAL | 14 | 12 | 15 947 | 15 915 | 2 231 | 47 745 | 735 | 2 |
| 531 | DEPARTMENT STORES | 4 | 4 | 12 100 | 12 100 | 1 646 | 37 307 | 521 | - |
| 533 | LIMITED PRICE VARIETY STORES | 6 | 6 | 2 438 | (D) | (D) | (D) | (D) | (D) |
| 539 | MISCELLANEOUS GENERAL MERCHANDISE STORES | 4 | 2 | 1 409 | (D) | (D) | (D) | (D) | (D) |
| | FOOD STORES | | | | | | | | |
| 54 | TOTAL | 69 | 35 | 25 788 | 24 800 | 1 923 | 35 067 | 556 | 61 |
| 541 | GROCERY STORES, INCLUDING DELICATESSENS | 47 | 27 | 25 017 | 24 279 | 1 831 | 33 509 | 525 | 36 |
| 542 | MEAT MARKETS, FISH (SEAFOOD) MARKETS | 1 | 1 | (D) | (D) | (D) | (D) | (D) | (D) |
| 543 | FRUIT STORES, VEGETABLE MARKETS | 3 | 1 | (D) | (D) | (D) | (D) | (D) | (D) |
| 544 | CANOE, NUT, CONFECTIONERY STORES | 7 | 1 | 105 | (D) | (D) | (D) | (D) | (D) |
| 545-549 | OTHER FOOD STORES | 11 | 5 | 356 | 218 | 54 | 1 117 | 25 | 12 |
| | AUTOMOTIVE DEALERS | | | | | | | | |
| 55 EX.554 | TOTAL | 35 | 31 | 20 859 | 20 649 | 1 760 | 35 903 | 324 | 28 |
| | GASOLINE SERVICE STATIONS | | | | | | | | |
| 55PT(554) | TOTAL | 65 | 61 | 5 316 | 5 188 | 601 | 13 312 | 198 | 57 |
| | APPAREL, ACCESSORY STORES | | | | | | | | |
| 56 | TOTAL | 46 | 42 | 6 946 | 6 786 | 1 021 | 19 312 | 383 | 28 |
| 561,567 | MEN'S, BOYS' APPAREL STORES, CUSTOM TAILORS | 11 | 9 | 1 158 | 1 044 | 149 | 3 196 | 64 | 11 |
| 562-3,568 | WOMEN'S CLOTHING, SPECIALTY STORES | 18 | 18 | 3 039 | 3 039 | 513 | 9 457 | 194 | 8 |
| 562 | WOMEN'S READY-TO-WEAR STORES | 14 | 14 | 2 878 | 2 878 | 481 | 8 883 | 184 | 8 |
| 563,568 | WOMEN'S ACCESSORY, SPECIALTY STORES, FURRIERS | 4 | 4 | 161 | 161 | 32 | 574 | 10 | - |
| 565 | FAMILY CLOTHING STORES | 4 | 4 | (D) | (D) | (D) | (D) | (D) | (D) |
| 566 | SHOE STORES | 12 | 10 | 1 020 | 974 | 138 | 2 620 | 50 | 5 |
| 564,569 | OTHER APPAREL, ACCESSORY STORES | 1 | 1 | (D) | (D) | (D) | (D) | (D) | (D) |
| | FURNITURE, HOME FURNISHINGS, EQUIPMENT STORES | | | | | | | | |
| 57 | TOTAL | 47 | 39 | 6 130 | 6 066 | 1 088 | 19 787 | 221 | 35 |
| 571 | FURNITURE, HOME FURNISHINGS STORES | 26 | 20 | 3 677 | 3 625 | 704 | 13 358 | 151 | 21 |
| 572,573 | HOUSEHOLD APPLIANCE, RADIO, TELEVISION, MUSIC STORES | 21 | 19 | 2 453 | 2 441 | 384 | 6 429 | 70 | 14 |
| | EATING, DRINKING PLACES | | | | | | | | |
| 58 | TOTAL | 86 | 82 | 6 354 | 6 296 | 1 241 | 25 298 | 546 | 83 |
| 5812 | EATING PLACES | 56 | 54 | 4 125 | 4 101 | 952 | 19 382 | 439 | 50 |
| 5813 | DRINKING PLACES (ALCOHOLIC BEVERAGES) | 30 | 28 | 2 229 | 2 195 | 289 | 5 916 | 107 | 33 |
| | DRUG STORES, PROPRIETARY STORES | | | | | | | | |
| 59PT(591) | TOTAL | 23 | 23 | 4 704 | 4 704 | 782 | 13 051 | 207 | 9 |
| 591 (| DRUG STORES | 23 | 23 | 4 704 | 4 704 | 782 | 13 051 | 207 | 9 |
| (| PROPRIETARY STORES | - | - | - | - | - | - | - | - |
| | OTHER RETAIL STORES | | | | | | | | |
| 59 EX.591 | TOTAL | 83 | 65 | 5 925 | 5 563 | 728 | 14 929 | 240 | 76 |
| 592 | LIQUOR STORES | 15 | 9 | 953 | 783 | 62 | 1 237 | 26 | 22 |
| 593 | ANTIQUA STORES, SECONDHAND STORES | 8 | 4 | 730 | 710 | 49 | 908 | 20 | 9 |
| 594 | BOOK, STATIONERY STORES | 2 | 2 | (D) | (D) | (D) | (D) | (D) | (D) |
| 595 | SPORTING GOODS STORES, BICYCLE SHOPS | 8 | 4 | 285 | 231 | 29 | 570 | 8 | 7 |
| 596 | FARM, GARDEN SUPPLY STORES, INCLUDING FEED STORES | 1 | 1 | (D) | (D) | (D) | (D) | (D) | (D) |
| 597 | JEWELRY STORES | 9 | 9 | 1 129 | 1 129 | 198 | 3 957 | 64 | 3 |
| 598 | FUEL, ICE DEALERS | 9 | 7 | 903 | 889 | 138 | 2 700 | 35 | 4 |
| 599 | OTHER STORES | 31 | 29 | 1 467 | 1 363 | 212 | 4 781 | 75 | 30 |
| | NONSTORE RETAILERS* | | | | | | | | |
| 53 PART* | TOTAL | 11 | 3 | 2 643 | 2 541 | 414 | 7 893 | 113 | 8 |

Standard Notes: - Represents zero. (D) Withheld to avoid disclosure. (NA) Not available. (X) Not applicable.
 *Nonstore retailers, part of SIC major group 53, are shown separately in this table.

TABLE 6. Cities With 500 Establishments or More: 1963-Continued

| SIC code | City and kind of business | Establishments | | Sales | | Payroll, entire year (\$1,000) | Payroll, workweek ended nearest Nov. 15 (dollars) | Paid employees, workweek ended nearest Nov. 15 (number) | Active proprietors of unincorporated businesses (number) |
|-------------------|--|----------------|-----------------------|-------------------------------------|---------------------------------------|--------------------------------|---|---|--|
| | | Total (number) | With payroll (number) | Total, all establishments (\$1,000) | Establishments with payroll (\$1,000) | | | | |
| <u>EVANSVILLE</u> | | | | | | | | | |
| | RETAIL TRADE, TOTAL | 1 396 | 1 038 | 219 556 | 212 676 | 26 572 | 542 642 | 9 328 | 1 269 |
| | LUMBER, BUILDING MATERIALS, HARDWARE, FARM EQUIPMENT DEALERS | | | | | | | | |
| 52 | TOTAL | 62 | 52 | 9 170 | 9 050 | 1 336 | 23 814 | 298 | 45 |
| 521 | LUMBER AND OTHER BUILDING MATERIALS DEALERS | 17 | 17 | 3 649 | 3 649 | 566 | 10 803 | 128 | 8 |
| 522-524 | HEATING, PLUMBING, PAINT, ELECTRICAL STORES | 18 | 16 | (D) | (D) | (D) | (D) | (D) | (D) |
| 5251 | HARDWARE STORES | 21 | 13 | (D) | (D) | (D) | (D) | (D) | (D) |
| 5252 | FARM EQUIPMENT DEALERS | 6 | 6 | 1 763 | 1 763 | 163 | 2 816 | 34 | 4 |
| | GENERAL MERCHANDISE GROUP STORES* | | | | | | | | |
| 53 PART* | TOTAL | 44 | 36 | (D) | (D) | (D) | (D) | (D) | (D) |
| 531 | DEPARTMENT STORES | 7 | 7 | 29 251 | 29 251 | 3 670 | 91 203 | 1 522 | - |
| 533 | LIMITED PRICE VARIETY STORES | 12 | 12 | (D) | (D) | (D) | (D) | (D) | (D) |
| 539 | MISCELLANEOUS GENERAL MERCHANDISE STORES | 25 | 17 | (D) | (D) | (D) | (D) | (D) | (D) |
| | FOOD STORES | | | | | | | | |
| 54 | TOTAL | 215 | 145 | 45 325 | 43 677 | 3 507 | 72 739 | 1 158 | 209 |
| 541 | GROCERY STORES, INCLUDING DELICATESSENS | 160 | 116 | 42 769 | 41 497 | 3 016 | 63 344 | 997 | 164 |
| 542 | MEAT MARKETS, FISH (SEAFOOD) MARKETS | 2 | 2 | (D) | (D) | (D) | (D) | (D) | (D) |
| 543 | FRUIT STORES, VEGETABLE MARKETS | 6 | 2 | (D) | (D) | (D) | (D) | (D) | (D) |
| 544 | CANDY, NUT, CONFECTIONERY STORES | 18 | 12 | 522 | 448 | 104 | 1 955 | 42 | 13 |
| 545-549 | OTHER FOOD STORES | 29 | 13 | 1 411 | 1 199 | 349 | 6 699 | 105 | 25 |
| | AUTOMOTIVE DEALERS | | | | | | | | |
| 55 EX.554 | TOTAL | 102 | 64 | 39 181 | 37 985 | 3 560 | 66 251 | 761 | 90 |
| | GASOLINE SERVICE STATIONS | | | | | | | | |
| 55PT(554) | TOTAL | 201 | 169 | 17 674 | 16 684 | 1 633 | 34 051 | 599 | 194 |
| | APPAREL, ACCESSORY STORES | | | | | | | | |
| 56 | TOTAL | 77 | 67 | 18 330 | 18 210 | 3 115 | 60 803 | 1 132 | 38 |
| 561,567 | MEN'S, BOYS' APPAREL STORES, CUSTOM TAILORS | 12 | 10 | 3 492 | 3 442 | 648 | 11 818 | 207 | 7 |
| 562-3,568 | WOMEN'S CLOTHING, SPECIALTY STORES | 37 | 35 | (D) | (D) | (D) | (D) | (D) | (D) |
| 562 | WOMEN'S READY-TO-WEAR STORES | 22 | 20 | 8 205 | 8 175 | 1 418 | 26 758 | 511 | 8 |
| 563,568 | WOMEN'S ACCESSORY, SPECIALTY STORES, FURRIERS | 15 | 15 | (D) | (D) | (D) | (D) | (D) | (D) |
| 565 | FAMILY CLOTHING STORES | 9 | 5 | (D) | (D) | (D) | (D) | (D) | (D) |
| 566 | SHOE STORES | 17 | 15 | (D) | (D) | (D) | (D) | (D) | (D) |
| 564,569 | OTHER APPAREL, ACCESSORY STORES | 2 | 2 | (D) | (D) | (D) | (D) | (D) | (D) |
| | FURNITURE, HOME FURNISHINGS, EQUIPMENT STORES | | | | | | | | |
| 57 | TOTAL | 71 | 51 | 9 606 | 9 226 | 1 584 | 30 892 | 390 | 45 |
| 571 | FURNITURE, HOME FURNISHINGS STORES | 42 | 30 | (D) | (D) | (D) | (D) | (D) | (D) |
| 572,573 | HOUSEHOLD APPLIANCE, RADIO, TELEVISION, MUSIC STORES | 29 | 21 | (D) | (D) | (D) | (D) | (D) | (D) |
| | EATING, DRINKING PLACES | | | | | | | | |
| 58 | TOTAL | 300 | 266 | 17 163 | 16 627 | 3 410 | 70 955 | 1 835 | 327 |
| 5812 | EATING PLACES | 189 | 165 | 11 458 | 11 164 | 2 725 | 56 475 | 1 483 | 192 |
| 5813 | DRINKING PLACES (ALCOHOLIC BEVERAGES) | 111 | 101 | 5 705 | 5 463 | 685 | 14 480 | 352 | 135 |
| | DRUG STORES, PROPRIETARY STORES | | | | | | | | |
| 59PT(591) | TOTAL | 49 | 45 | 10 495 | 10 443 | 1 594 | 29 720 | 595 | 28 |
| 591 | DRUG STORES | 44 | 42 | 10 295 | (D) | (D) | (D) | (D) | (D) |
| | PROPRIETARY STORES | 5 | 3 | 200 | (D) | (D) | (D) | (D) | (D) |
| | OTHER RETAIL STORES | | | | | | | | |
| 59 EX.591 | TOTAL | 196 | 120 | 10 999 | 9 671 | 1 396 | 26 068 | 436 | 190 |
| 592 | LIQUOR STORES | 47 | 27 | 2 190 | 1 484 | 98 | 1 887 | 53 | 55 |
| 593 | ANTIQUA STORES, SECONOHANO STORES | 18 | 10 | 887 | 815 | 178 | 2 894 | 56 | 13 |
| 594 | BOOK, STATIONERY STORES | 4 | 2 | (D) | (D) | (D) | (D) | (D) | (D) |
| 595 | SPORTING GOODS STORES, BICYCLE SHOPS | 21 | 11 | (D) | (D) | (D) | (D) | (D) | (D) |
| 596 | FARM, GARDEN SUPPLY STORES, INCLUDING FEEO STORES | 6 | 6 | 747 | 747 | 102 | 1 899 | 30 | 2 |
| 597 | JEWELRY STORES | 25 | 13 | 2 460 | 2 302 | 322 | 6 165 | 86 | 25 |
| 598 | FUEL, ICE DEALERS | 9 | 7 | 494 | 462 | 68 | 1 476 | 20 | 5 |
| 599 | OTHER STORES | 66 | 44 | 2 850 | 2 684 | 465 | 8 527 | 144 | 68 |
| | NONSTORE RETAILERS* | | | | | | | | |
| 53 PART* | TOTAL | 79 | 23 | (D) | (D) | (D) | (D) | (D) | (D) |

Standard Notes: - Represents zero. (D) Withheld to avoid disclosure. (NA) Not available. (X) Not applicable.
 *Nonstore retailers, part of SIC major group 53, are shown separately in this table.

TABLE 6. Cities With 500 Establishments or More: 1963-Continued

| SIC code | City and kind of business | Establishments | | Sales | | Payroll, entire year (\$1,000) | Payroll, workweek ended nearest Nov. 15 (dollars) | Paid employees, workweek ended nearest Nov. 15 (number) | Active proprietors of unincorporated businesses (number) |
|-----------|---|----------------|--------------|---------------------------|-----------------------------|-----------------------------------|--|--|---|
| | | Total | With payroll | Total, all establishments | Establishments with payroll | | | | |
| | | (number) | (number) | (\$1,000) | (\$1,000) | | | | |
| | <u>FORT WAYNE</u> | | | | | | | | |
| | RETAIL TRADE, TOTAL | 1 397 | 1 109 | 1314 611 | 1309 731 | 138 562 | 1753 504 | 11 954 | 1 072 |
| | LUMBER, BUILDING MATERIALS, HARDWARE, FARM EQUIPMENT DEALERS | | | | | | | | |
| 52 | TOTAL | 70 | 56 | 10 643 | 10 381 | 1 543 | 31 007 | 311 | 47 |
| 521 | LUMBER AND OTHER BUILDING MATERIALS DEALERS | 17 | 17 | 6 676 | 6 676 | 1 020 | 20 001 | 171 | 2 |
| 522-524 | HEATING, PLUMBING, PAINT, ELECTRICAL STORES | 26 | 20 | 1 569 | 1 465 | 284 | 6 026 | 66 | 17 |
| 5251 | HARDWARE STORES | 24 | 16 | (D) | (D) | (D) | (D) | (D) | (D) |
| 5252 | FARM EQUIPMENT DEALERS | 3 | 3 | (D) | (D) | (D) | (D) | (D) | (D) |
| | GENERAL MERCHANDISE GROUP STORES* | | | | | | | | |
| 53 PART* | TOTAL | 36 | 30 | 55 295 | 55 259 | 8 463 | 169 696 | 2 917 | 13 |
| 531 | DEPARTMENT STORES | 8 | 8 | 47 257 | 47 257 | 7 088 | 143 959 | 2 319 | - |
| 533 | LIMITED PRICE VARIETY STORES | 15 | 13 | 6 434 | 6 428 | 1 188 | 21 695 | 522 | 6 |
| 539 | MISCELLANEOUS GENERAL MERCHANDISE STORES | 13 | 9 | 1 604 | 1 574 | 187 | 4 042 | 76 | 7 |
| | FOOD STORES | | | | | | | | |
| 54 | TOTAL | 165 | 131 | 167 025 | 166 099 | 15 167 | 1102 446 | 1 650 | 117 |
| 541 | GROCERY STORES, INCLUDING DELICATESSENS | 108 | 86 | 162 365 | 161 517 | 14 489 | 106 518 | 1 374 | 85 |
| 542 | MEAT MARKETS, FISH (SEAFOOD) MARKETS | 4 | 4 | 1 332 | 1 332 | 122 | 2 522 | 33 | 1 |
| 543 | FRUIT STORES, VEGETABLE MARKETS | 6 | 2 | 191 | (D) | (D) | (D) | (D) | (D) |
| 544 | CANDY, NUT, CONFECTIONERY STORES | 8 | 6 | 258 | 230 | 31 | 642 | 14 | 4 |
| 545-549 | OTHER FOOD STORES | 39 | 33 | 2 879 | (D) | (D) | (D) | (D) | (D) |
| | AUTOMOTIVE DEALERS | | | | | | | | |
| 55 EX.554 | TOTAL | 98 | 54 | 67 610 | 66 658 | 5 886 | 107 109 | 1 073 | 80 |
| | GASOLINE SERVICE STATIONS | | | | | | | | |
| 55PT(554) | TOTAL | 177 | 157 | 18 728 | 18 256 | 1 787 | 36 629 | 606 | 154 |
| | APPAREL, ACCESSORY STORES | | | | | | | | |
| 56 | TOTAL | 105 | 97 | 22 097 | 21 969 | 3 298 | 60 304 | 1 147 | 46 |
| 561,567 | MEN'S, BOYS' APPAREL STORES, CUSTOM TAILORS | 13 | 13 | (D) | (D) | (D) | (D) | (D) | (D) |
| 562-3,568 | WOMEN'S CLOTHING, SPECIALTY STORES | 40 | 38 | (D) | (D) | (D) | (D) | (D) | (D) |
| 562 | WOMEN'S READY-TO-WEAR STORES | 24 | 24 | (D) | (D) | (D) | (D) | (D) | (D) |
| 563,568 | WOMEN'S ACCESSORY, SPECIALTY STORES, FURRIERS | 16 | 14 | 927 | 921 | 146 | 2 839 | 54 | 9 |
| 565 | FAMILY CLOTHING STORES | 6 | 6 | (D) | (D) | (D) | (D) | (D) | (D) |
| 566 | SHOE STORES | 41 | 35 | 3 763 | 3 641 | 504 | 9 975 | 150 | 23 |
| 564,569 | OTHER APPAREL, ACCESSORY STORES | 5 | 5 | (D) | (D) | (D) | (D) | (D) | (D) |
| | FURNITURE, HOME FURNISHINGS, EQUIPMENT STORES | | | | | | | | |
| 57 | TOTAL | 106 | 78 | 13 158 | 12 606 | 1 954 | 37 220 | 402 | 77 |
| 571 | FURNITURE, HOME FURNISHINGS STORES | 59 | 41 | 7 963 | 7 545 | 1 110 | 22 498 | 233 | 47 |
| 572,573 | HOUSEHOLD APPLIANCE, RADIO, TELEVISION, MUSIC STORES | 47 | 37 | 5 195 | 5 061 | 844 | 14 722 | 169 | 30 |
| | EATING, DRINKING PLACES | | | | | | | | |
| 58 | TOTAL | 285 | 265 | 23 755 | 23 489 | 5 142 | 104 287 | 2 343 | 266 |
| 5812 | EATING PLACES | 175 | 163 | 16 414 | 16 312 | 4 162 | 83 550 | 1 947 | 149 |
| 5813 | DRINKING PLACES (ALCOHOLIC BEVERAGES) | 110 | 102 | 7 341 | 7 177 | 980 | 20 737 | 396 | 117 |
| | DRUG STORES, PROPRIETARY STORES | | | | | | | | |
| 59PT(591) | TOTAL | 64 | 64 | 12 197 | 12 155 | 1 684 | 33 782 | 570 | 40 |
| 591 | DRUG STORES | 62 | 62 | (D) | (D) | (D) | (D) | (D) | (D) |
| (| PROPRIETARY STORES | 2 | 2 | (D) | (D) | (D) | (D) | (D) | (D) |
| | OTHER RETAIL STORES | | | | | | | | |
| 59 EX.591 | TOTAL | 213 | 157 | 18 885 | (D) | (D) | (D) | (D) | (D) |
| 592 | LIQUOR STORES | 36 | 34 | (D) | (D) | (D) | (D) | (D) | (D) |
| 593 | ANTIQUA STORES, SECONDHAND STORES | 14 | 8 | 1 170 | 1 126 | 257 | 4 098 | 80 | 10 |
| 594 | BOOK, STATIONERY STORES | 12 | 8 | 1 624 | 1 610 | 215 | 3 982 | 67 | 6 |
| 595 | SPORTING GOODS STORES, BICYCLE SHOPS | 14 | 10 | 1 433 | 1 379 | 205 | 5 635 | 46 | 17 |
| 596 | FARM, GARDEN SUPPLY STORES, INCLUDING FEED STORES | 13 | 9 | 1 124 | 1 094 | 118 | 2 553 | 27 | 9 |
| 597 | JEWELRY STORES | 21 | 11 | 1 698 | 1 576 | 324 | 4 873 | 70 | 17 |
| 598 | FUEL, ICE DEALERS | 23 | 19 | 2 557 | 2 523 | 350 | 7 516 | 72 | 17 |
| 599 | OTHER STORES | 80 | 58 | (D) | 4 959 | 1 004 | 19 552 | 302 | 63 |
| | NONSTORE RETAILERS* | | | | | | | | |
| 53 PART* | TOTAL | 78 | 20 | 5 218 | (D) | (D) | (D) | (D) | (D) |

Standard Notes: - Represents zero. (D) Withheld to avoid disclosure. (NA) Not available. (X) Not applicable. *Revised.
*Nonstore retailers, part of SIC major group 53, are shown separately in this table.

TABLE 6. Cities With 500 Establishments or More: 1963-Continued

| SIC code | City and kind of business | Establishments | | Sales | | Payroll, entire year (\$1,000) | Payroll, workweek ended nearest Nov. 15 (dollars) | Paid employees, workweek ended nearest Nov. 15 (number) | Active proprietors of unincorporated businesses (number) |
|-------------|--|----------------|-----------------------|-------------------------------------|---------------------------------------|--------------------------------|---|---|--|
| | | Total (number) | With payroll (number) | Total, all establishments (\$1,000) | Establishments with payroll (\$1,000) | | | | |
| <u>GARY</u> | | | | | | | | | |
| | RETAIL TRADE, TOTAL | 1 366 | 1 070 | 258 525 | 250 617 | 31 666 | 646 117 | 9 145 | 1 197 |
| | LUMBER, BUILDING MATERIALS, HARDWARE, FARM EQUIPMENT DEALERS | | | | | | | | |
| 52 | TOTAL | 58 | 46 | 7 678 | 7 354 | 1 237 | 23 896 | 250 | 38 |
| 521 | LUMBER AND OTHER BUILDING MATERIALS DEALERS | 13 | 11 | 4 900 | 4 674 | 828 | 14 911 | 147 | 5 |
| 522-524 | HEATING, PLUMBING, PAINT, ELECTRICAL STORES | 25 | 17 | 1 739 | 1 667 | 297 | 6 842 | 73 | 18 |
| 5251 | HARDWARE STORES | 20 | 18 | 1 039 | 1 013 | 112 | 2 143 | 30 | 15 |
| 5252 | FARM EQUIPMENT DEALERS | - | - | - | - | - | - | - | - |
| | GENERAL MERCHANDISE GROUP STORES* | | | | | | | | |
| 53 PART* | TOTAL | 36 | 32 | 53 490 | 53 340 | 7 315 | 147 528 | 2 255 | 13 |
| 531 | DEPARTMENT STORES | 6 | 6 | 41 116 | 41 116 | 5 401 | 111 364 | 1 602 | - |
| 533 | LIMITED PRICE VARIETY STORES | 14 | 14 | 8 156 | 8 156 | 1 446 | 27 206 | 497 | 3 |
| 539 | MISCELLANEOUS GENERAL MERCHANDISE STORES | 16 | 12 | 4 218 | 4 068 | 468 | 8 958 | 156 | 10 |
| | FOOD STORES | | | | | | | | |
| 54 | TOTAL | 253 | 163 | 60 093 | 57 529 | 4 933 | 107 258 | 1 357 | 240 |
| 541 | GROCERY STORES, INCLUDING DELICATESSENS | 188 | 118 | 55 147 | 53 123 | 4 330 | 94 850 | 1 114 | 170 |
| 542 | MEAT MARKETS, FISH (SEAFOOD) MARKETS | 17 | 11 | 2 348 | 2 052 | 131 | 2 441 | 51 | 18 |
| 543 | FRUIT STORES, VEGETABLE MARKETS | 4 | 4 | 433 | 433 | 36 | 713 | 17 | 6 |
| 544 | CANOE, NUT, CONFECTIONERY STORES | 19 | 11 | 454 | 344 | 45 | 752 | 23 | 18 |
| 545-549 | OTHER FOOD STORES | 25 | 19 | 1 711 | 1 577 | 391 | 8 502 | 152 | 28 |
| | AUTOMOTIVE DEALERS | | | | | | | | |
| 55 EX.554 | TOTAL | 51 | 41 | 36 152 | 35 738 | 3 220 | 62 968 | 518 | 34 |
| | GASOLINE SERVICE STATIONS | | | | | | | | |
| 55PT(554) | TOTAL | 162 | 138 | 18 459 | 17 293 | 1 607 | 35 815 | 517 | 171 |
| | APPAREL, ACCESSORY STORES | | | | | | | | |
| 56 | TOTAL | 118 | 102 | 16 647 | 16 431 | 2 433 | 48 576 | 691 | 70 |
| 561,567 | MEN'S, BOYS' APPAREL STORES, CUSTOM TAILORS | 18 | 18 | 2 142 | 2 142 | 358 | 8 029 | 94 | 11 |
| 562-3,568 | WOMEN'S CLOTHING, SPECIALTY STORES | 45 | 41 | 5 824 | 5 810 | 879 | 16 889 | 277 | 33 |
| 562 | WOMEN'S READY-TO-WEAR STORES | 23 | 21 | 4 572 | 4 566 | 693 | 13 306 | 209 | 19 |
| 563,568 | WOMEN'S ACCESSORY, SPECIALTY STORES, FURRIERS | 22 | 20 | 1 252 | 1 244 | 186 | 3 583 | 68 | 14 |
| 565 | FAMILY CLOTHING STORES | 15 | 11 | 4 678 | 4 628 | 673 | 14 044 | 193 | 6 |
| 566 | SHOE STORES | 35 | 29 | 3 590 | 3 480 | 473 | 8 722 | 111 | 17 |
| 564,569 | OTHER APPAREL, ACCESSORY STORES | 5 | 3 | 413 | 371 | 50 | 892 | 16 | 3 |
| | FURNITURE, HOME FURNISHINGS, EQUIPMENT STORES | | | | | | | | |
| 57 | TOTAL | 83 | 69 | 11 895 | 11 553 | 1 880 | 37 462 | 394 | 52 |
| 571 | FURNITURE, HOME FURNISHINGS STORES | 50 | 44 | 8 333 | 8 097 | 1 354 | 26 742 | 282 | 28 |
| 572,573 | HOUSEHOLD APPLIANCE, RADIO, TELEVISION, MUSIC STORES | 33 | 25 | 3 562 | 3 456 | 526 | 10 720 | 112 | 24 |
| | EATING, DRINKING PLACES | | | | | | | | |
| 58 | TOTAL | 326 | 288 | 20 064 | 19 336 | 3 991 | 83 420 | 1 938 | 325 |
| 5812 | EATING PLACES | 198 | 176 | 13 001 | 12 755 | 3 064 | 65 219 | 1 573 | 172 |
| 5813 | DRINKING PLACES (ALCOHOLIC BEVERAGES) | 128 | 112 | 7 063 | 6 581 | 927 | 18 201 | 365 | 153 |
| | DRUG STORES, PROPRIETARY STORES | | | | | | | | |
| 59PT(591) | TOTAL | 50 | 50 | 8 837 | 8 837 | 1 213 | 23 400 | 385 | 45 |
| 591 (| DRUG STORES | 49 | 49 | (0) | (0) | (0) | (0) | (0) | (0) |
| (| PROPRIETARY STORES | 1 | 1 | (0) | (0) | (0) | (0) | (0) | (0) |
| | OTHER RETAIL STORES | | | | | | | | |
| 59 EX.591 | TOTAL | 189 | 125 | 16 577 | 14 687 | 2 292 | 45 592 | 588 | 179 |
| 592 | LIQUOR STORES | 61 | 35 | 4 483 | 3 415 | 231 | 4 034 | 89 | 67 |
| 593 | ANTIQUES STORES, SECONHAND STORES | 18 | 16 | 1 435 | 1 391 | 280 | 6 287 | 109 | 15 |
| 594 | BOOK, STATIONERY STORES | 4 | 4 | (0) | (0) | (0) | (0) | (0) | (0) |
| 595 | SPORTING GOODS STORES, BICYCLE SHOPS | 7 | 5 | 441 | 429 | 78 | 2 014 | 26 | 8 |
| 596 | FARM, GARDEN SUPPLY STORES, INCLUDING FEEO STORES | 2 | 2 | (0) | (0) | (0) | (0) | (0) | (0) |
| 597 | JEWELRY STORES | 17 | 13 | 1 759 | 1 735 | 328 | 5 961 | 75 | 8 |
| 598 | FUEL, ICE DEALERS | 21 | 15 | 4 089 | 4 029 | 815 | 16 631 | 129 | 14 |
| 599 | OTHER STORES | 59 | 35 | 4 049 | 3 367 | 504 | 9 043 | 143 | 62 |
| | NONSTORE RETAILERS* | | | | | | | | |
| 53 PART* | TOTAL | 40 | 16 | 8 633 | 8 519 | 1 545 | 30 202 | 252 | 30 |

Standard Notes: - Represents zero. (D) Withheld to avoid disclosure. (NA) Not available. (X) Not applicable.
 *Nonstore retailers, part of SIC major group 53, are shown separately in this table.

TABLE 6. Cities With 500 Establishments or More: 1963-Continued

| SIC code | City and kind of business | Establishments | | Sales | | Payroll, entire year | Payroll, workweek ended nearest Nov. 15 | Paid employees, workweek ended nearest Nov. 15 | Active proprietors of unincorporated businesses |
|----------------|--|----------------|-----------------------|-------------------------------------|---------------------------------------|----------------------|---|--|---|
| | | Total (number) | With payroll (number) | Total, all establishments (\$1,000) | Establishments with payroll (\$1,000) | | | | |
| HAMMONO | | | | | | | | | |
| | RETAIL TRADE, TOTAL | 793 | 629 | 177 403 | 172 961 | 21 505 | 444 471 | 6 494 | 669 |
| | LUMBER, BUILDING MATERIALS, HARDWARE, FARM EQUIPMENT DEALERS | | | | | | | | |
| S2 | TOTAL | 41 | 33 | 7 768 | 7 624 | 1 330 | 22 301 | 274 | 31 |
| S21 | LUMBER AND OTHER BUILDING MATERIALS DEALERS | 11 | 11 | 4 660 | 4 660 | 871 | 13 881 | 150 | 3 |
| S22-S24 | HEATING, PLUMBING, PAINT, ELECTRICAL STORES | 11 | 9 | 576 | 562 | 125 | 2 580 | 37 | 6 |
| S251 | HARDWARE STORES | 19 | 13 | 2 532 | 2 402 | 334 | 5 840 | 87 | 22 |
| S252 | FARM EQUIPMENT DEALERS | - | - | - | - | - | - | - | - |
| | GENERAL MERCHANDISE GROUP STORES* | | | | | | | | |
| S3 PART* | TOTAL | 18 | 18 | 31 189 | 31 189 | 4 375 | 101 795 | 1 696 | 4 |
| S31 | DEPARTMENT STORES | 4 | 4 | 22 772 | 22 772 | 3 275 | 71 264 | 1 182 | - |
| S33 | LIMITED PRICE VARIETY STORES | 7 | 7 | 2 070 | 2 070 | 403 | 7 499 | 180 | 3 |
| S39 | MISCELLANEOUS GENERAL MERCHANDISE STORES | 7 | 7 | 6 347 | 6 347 | 697 | 23 032 | 334 | 1 |
| | FOOD STORES | | | | | | | | |
| S4 | TOTAL | 106 | 82 | 40 958 | 40 262 | 3 715 | 78 792 | 1 084 | 90 |
| S41 | GROCERY STORES, INCLUDING DELICATESSENS | 76 | 56 | 38 635 | 37 987 | 3 302 | 69 886 | 922 | 62 |
| S42 | MEAT MARKETS, FISH (SEAFOOD) MARKETS | 3 | 3 | (0) | (0) | (0) | (0) | (0) | (0) |
| S43 | FRUIT STORES, VEGETABLE MARKETS | 3 | 3 | (0) | (0) | (0) | (0) | (0) | (0) |
| S44 | CANDY, NUT, CONFECTIONERY STORES | 7 | 7 | 280 | 280 | 42 | 737 | 25 | 4 |
| S45-S49 | OTHER FOOD STORES | 17 | 13 | 1 196 | 1 148 | 317 | 6 824 | 114 | 16 |
| | AUTOMOTIVE DEALERS | | | | | | | | |
| SS EX-S54 | TOTAL | 48 | 36 | 34 002 | 33 630 | 3 121 | 59 578 | 525 | 27 |
| | GASOLINE SERVICE STATIONS | | | | | | | | |
| 5SPT(S54) | TOTAL | 102 | 88 | 11 806 | 10 882 | 1 123 | 22 653 | 375 | 115 |
| | APPAREL, ACCESSORY STORES | | | | | | | | |
| S6 | TOTAL | 74 | 66 | 12 936 | 12 698 | 1 948 | 39 337 | 692 | 36 |
| S61-S67 | MEN'S, BOYS' APPAREL STORES, CUSTOM TAILORS | 11 | 9 | 2 789 | 2 753 | 404 | 8 290 | 170 | 5 |
| S62-3, S68 | WOMEN'S CLOTHING, SPECIALTY STORES | 25 | 25 | 5 539 | 5 539 | 943 | 18 971 | 339 | 8 |
| S62 | WOMEN'S READY-TO-WEAR STORES | 15 | 15 | 4 893 | 4 893 | 854 | 17 174 | 306 | 5 |
| S63-S68 | WOMEN'S ACCESSORY, SPECIALTY STORES, FURRIERS | 10 | 10 | 646 | 646 | 89 | 1 797 | 33 | 3 |
| S65 | FAMILY CLOTHING STORES | 4 | 4 | (0) | (0) | (0) | (0) | (0) | (0) |
| S66 | SHOE STORES | 30 | 24 | 3 490 | 3 288 | 449 | 8 774 | 124 | 13 |
| S64-S69 | OTHER APPAREL, ACCESSORY STORES | 4 | 4 | (0) | (0) | (0) | (0) | (0) | (0) |
| | FURNITURE, HOME FURNISHINGS, EQUIPMENT STORES | | | | | | | | |
| S7 | TOTAL | 54 | 46 | 10 105 | 9 867 | 1 481 | 27 908 | 302 | 36 |
| S71 | FURNITURE, HOME FURNISHINGS STORES | 37 | 31 | 5 230 | 5 030 | 839 | 15 456 | 174 | 23 |
| S72-S73 | HOUSEHOLD APPLIANCE, RADIO, TELEVISION, MUSIC STORES | 17 | 15 | 4 875 | 4 837 | 642 | 12 452 | 128 | 13 |
| | EATING, DRINKING PLACES | | | | | | | | |
| S8 | TOTAL | 183 | 143 | 9 749 | 8 715 | 1 785 | 38 132 | 836 | 198 |
| S812 | EATING PLACES | 116 | 96 | 6 886 | 6 340 | 1 521 | 32 618 | 738 | 122 |
| S813 | DRINKING PLACES (ALCOHOLIC BEVERAGES) | 67 | 47 | 2 863 | 2 375 | 264 | 5 514 | 98 | 76 |
| | DRUG STORES, PROPRIETARY STORES | | | | | | | | |
| S9PT(S91) | TOTAL | 29 | 29 | 5 149 | 5 149 | 721 | 13 919 | 209 | 20 |
| S91 | DRUG STORES | 26 | 26 | (0) | (0) | (0) | (0) | (0) | (0) |
| (| PROPRIETARY STORES | 3 | 3 | (0) | (0) | (0) | (0) | (0) | (0) |
| | OTHER RETAIL STORES | | | | | | | | |
| S9 EX-S91 | TOTAL | 108 | 78 | 8 190 | 7 602 | 1 296 | 27 496 | 321 | 89 |
| S92 | LIQUOR STORES | 3 | 3 | 292 | 292 | 14 | 263 | 6 | 5 |
| S93 | ANTIQUARIAN STORES, SECONHAND STORES | 14 | 6 | 273 | 231 | 32 | 667 | 13 | 14 |
| S94 | BOOK, STATIONERY STORES | 5 | 3 | 559 | 457 | 52 | 992 | 14 | 5 |
| S95 | SPORTING GOODS STORES, BICYCLE SHOPS | 5 | 5 | (0) | (0) | (0) | (0) | (0) | (0) |
| S96 | FARM, GARDEN SUPPLY STORES, INCLUDING FEEO STORES | 2 | 2 | (0) | (0) | (0) | (0) | (0) | (0) |
| S97 | JEWELRY STORES | 13 | 13 | 1 166 | 1 166 | 269 | 5 563 | 62 | 7 |
| S98 | FUEL, ICE DEALERS | 15 | 11 | 1 754 | 1 664 | 276 | 5 413 | 45 | 8 |
| S99 | OTHER STORES | 51 | 35 | 3 059 | 2 705 | 434 | 10 408 | 126 | 46 |
| | NONSTORE RETAILERS* | | | | | | | | |
| 53 PART* | TOTAL | 30 | 10 | 5 551 | 5 343 | 610 | 12 560 | 180 | 23 |

Standard Notes: - Represents zero. (D) Withheld to avoid disclosure. (NA) Not available. (X) Not applicable.
 *Nonstore retailers, part of SIC major group 53, are shown separately in this table.

TABLE 6. Cities With 500 Establishments or More: 1963-Continued

| SIC code | City and kind of business | Establishments | | Sales | | Payroll, entire year (\$1,000) | Payroll, workweek ended nearest Nov. 15 (dollars) | Paid employees, workweek ended nearest Nov. 15 (number) | Active proprietors of unincorporated businesses (number) |
|---------------------|---|----------------|-----------------------|-------------------------------------|---------------------------------------|--------------------------------|---|---|--|
| | | Total (number) | With payroll (number) | Total, all establishments (\$1,000) | Establishments with payroll (\$1,000) | | | | |
| <u>INDIANAPOLIS</u> | | | | | | | | | |
| | RETAIL TRADE, TOTAL | 3 905 | 3 159 | 916 535 | 902 213 | 121 125 | 2 460 369 | 36 759 | 3 281 |
| | LUMBER, BUILDING MATERIALS, HARDWARE, FARM EQUIPMENT DEALERS | | | | | | | | |
| | TOTAL | 188 | 144 | 29 210 | 28 486 | 4 002 | 76 851 | 865 | 135 |
| 52 | LUMBER YARDS | 17 | 17 | 11 486 | 11 486 | 1 586 | 29 220 | 262 | 3 |
| 521 | BUILDING MATERIALS DEALERS | 30 | 22 | 6 531 | 6 443 | 711 | 14 294 | 146 | 17 |
| 522 | HEATING, PLUMBING EQUIPMENT DEALERS | 22 | 12 | (D) | (D) | (D) | (D) | (D) | (D) |
| 523 | PAINT, GLASS, WALLPAPER STORES | 29 | 23 | 1 507 | 1 465 | 260 | 4 648 | 59 | 20 |
| 524 | ELECTRICAL SUPPLY STORES | - | - | - | - | - | - | - | - |
| 5251 | HARDWARE STORES | 85 | 65 | 5 933 | 5 557 | 762 | 15 118 | 232 | 76 |
| 5252 | FARM EQUIPMENT DEALERS | 5 | 5 | (D) | (D) | (D) | (D) | (D) | (D) |
| | GENERAL MERCHANDISE GROUP STORES* | | | | | | | | |
| | TOTAL | 92 | 74 | 175 571 | 175 085 | 32 403 | 662 226 | 10 661 | 43 |
| 53 PART* | DEPARTMENT STORES | 14 | 14 | 148 439 | 148 439 | 27 569 | 570 674 | 8 732 | - |
| 531 | LIMITED PRICE VARIETY STORES | 52 | 38 | 17 759 | 17 501 | 3 419 | 65 212 | 1 481 | 26 |
| 533 | GENERAL MERCHANDISE STORES | 23 | 19 | 9 179 | 8 951 | 1 387 | 25 707 | 432 | 15 |
| 539 | DRY GOODS STORES | 2 | 2 | (D) | (D) | (D) | (D) | (D) | (D) |
| | SEWING, NEEDLEWORK STORES | 1 | 1 | (D) | (D) | (D) | (D) | (D) | (D) |
| | FOOD STORES | | | | | | | | |
| | TOTAL | 566 | 430 | 159 113 | 155 855 | 12 562 | 243 667 | 3 872 | 499 |
| 54 | GROCERY STORES, INCLUDING DELICATESSENS | 305 | 311 | 148 162 | 145 684 | 10 941 | 212 644 | 3 329 | 358 |
| 541 | MEAT MARKETS | 21 | 13 | 2 288 | 2 066 | 196 | 4 152 | 56 | 29 |
| 542 | FISH (SEAFOOD) MARKETS | 6 | 6 | 245 | 245 | 21 | 353 | 8 | 8 |
| 543 | FRUIT STORES, VEGETABLE MARKETS | 25 | 9 | 575 | (D) | (D) | (D) | (D) | (D) |
| 544 | CANDY, NUT, CONFECTIONERY STORES | 29 | 23 | 1 729 | 1 619 | 179 | 3 816 | 83 | 18 |
| 545 | DAIRY PRODUCTS STORES | 18 | 16 | 1 355 | (D) | (D) | (D) | (D) | (D) |
| 546 | RETAIL BAKERIES | 45 | 43 | 3 602 | 3 566 | 837 | 16 466 | 273 | 26 |
| 5462 | RETAIL BAKERIES, MANUFACTURING | 24 | 24 | 1 762 | (D) | (D) | (D) | (D) | (D) |
| 5463 | RETAIL BAKERIES, NONMANUFACTURING | 21 | 19 | 1 840 | (D) | (D) | (D) | (D) | (D) |
| 549 | EGG AND POULTRY DEALERS | 13 | 3 | 242 | 106 | 9 | 226 | 7 | 13 |
| | OTHER | 14 | 6 | 915 | 859 | 168 | 3 113 | 47 | 11 |
| | AUTOMOTIVE DEALERS | | | | | | | | |
| | TOTAL | 186 | 158 | 201 932 | 201 282 | 18 287 | 374 142 | 3 222 | 92 |
| 55 EX.554 | PASSENGER CAR DEALERS, FRANCHISED | 51 | 51 | 171 872 | 171 872 | 14 974 | 311 066 | 2 552 | 8 |
| 551 | DOMESTIC CAR DEALERS | 43 | 43 | 156 433 | 156 433 | 13 412 | 281 720 | 2 271 | 7 |
| | IMPORTED CAR DEALERS | 6 | 6 | (D) | (D) | (D) | (D) | (D) | (D) |
| | DOMESTIC AND IMPORTED CAR DEALERS | 2 | 2 | (D) | (D) | (D) | (D) | (D) | (D) |
| 552 | PASSENGER CAR DEALERS, NONFRANCHISED | 65 | 47 | 17 700 | 17 274 | 1 395 | 25 947 | 254 | 45 |
| 553 | TIRE, BATTERY, ACCESSORY DEALERS | 54 | 50 | 10 772 | 10 736 | 1 733 | 34 237 | 375 | 27 |
| | RUBBER AND AUTO SUPPLY STORES | 3 | 3 | (D) | (D) | (D) | (D) | (D) | (D) |
| 559 | MISCELLANEOUS AIRCRAFT, MARINE, AUTOMOTIVE DEALERS | 13 | 7 | (D) | (D) | (D) | (D) | (D) | (D) |
| | AIRCRAFT, BOAT, MOTORCYCLE DEALERS | 8 | 6 | 720 | 700 | 96 | 1 238 | 17 | 6 |
| | HOUSEHOLD TRAILER DEALERS | 1 | 1 | (D) | (D) | (D) | (D) | (D) | (D) |
| | OTHER AUTOMOTIVE DEALERS | 4 | - | 168 | - | - | - | - | 4 |
| | GASOLINE SERVICE STATIONS | | | | | | | | |
| 55PT(554) | TOTAL | 502 | 466 | 56 155 | 54 851 | 5 799 | 124 261 | 1 935 | 460 |
| | APPAREL, ACCESSORY STORES | | | | | | | | |
| | TOTAL | 220 | 200 | 33 648 | 33 252 | 4 774 | 87 597 | 1 576 | 133 |
| 56 | MEN'S, BOYS' APPAREL STORES, CUSTOM TAILORS | 39 | 35 | 6 202 | 6 166 | 909 | 15 764 | 324 | 25 |
| 561 | MEN'S, BOYS' CLOTHING AND FURNISHINGS STORES | 30 | 30 | 5 556 | (D) | (D) | (D) | (D) | (D) |
| 567 | CUSTOM TAILORS | 9 | 5 | 646 | (D) | (D) | (D) | (D) | (D) |
| 562-3,568 | WOMEN'S CLOTHING, SPECIALTY STORES | 73 | 67 | 9 317 | 9 223 | 1 285 | 25 762 | 500 | 51 |
| 562 | WOMEN'S READY-TO-WEAR STORES | 43 | 39 | 6 547 | 6 481 | 971 | 19 598 | 374 | 36 |
| 563,568 | WOMEN'S ACCESSORY, SPECIALTY STORES, FURRIERS | 30 | 28 | 2 770 | 2 742 | 314 | 6 164 | 126 | 15 |
| 563 | MILLINERY STORES | 10 | 10 | 346 | 346 | 59 | 1 104 | 28 | 3 |
| | CORSET, LINGERIE STORES | 2 | 2 | (D) | (D) | (D) | (D) | (D) | (D) |
| | HOSIERY STORES | 5 | 3 | 311 | (D) | (D) | (D) | (D) | (D) |
| | APPAREL, ACCESSORY, OTHER SPECIALTY STORES | 12 | 12 | (D) | (D) | (D) | (D) | (D) | (D) |
| 568 | FURRIERS, FUR SHOPS | 1 | 1 | (D) | (D) | (D) | (D) | (D) | (D) |
| 565 | FAMILY CLOTHING STORES | 34 | 30 | 9 121 | 8 999 | 1 390 | 21 203 | 388 | 29 |
| 566 | SHOE STORES | 66 | 64 | 8 427 | 8 361 | 1 127 | 23 529 | 342 | 21 |
| | MEN'S SHOE STORES | 7 | 7 | (D) | (D) | (D) | (D) | (D) | (D) |
| | WOMEN'S SHOE STORES | 14 | 14 | (D) | (D) | (D) | (D) | (D) | (D) |
| | CHILDREN'S, JUVENILES' SHOE STORES | 3 | 3 | 185 | 185 | 24 | 554 | 8 | 1 |
| | FAMILY SHOE STORES | 42 | 40 | 5 113 | 5 047 | 706 | 15 403 | 219 | 12 |
| 564 | CHILDREN'S, INFANTS' WEAR STORES | 3 | 3 | (D) | (D) | (D) | (D) | (D) | (D) |
| 569 | MISCELLANEOUS APPAREL, ACCESSORY STORES | 5 | 1 | (D) | (D) | (D) | (D) | (D) | (D) |

Standard Notes: - Represents zero. (D) Withheld to avoid disclosure. (NA) Not available. (X) Not applicable
 *Nonstore retailers, part of SIC major group 53, are shown separately in this table.

TABLE 6. Cities With 500 Establishments or More: 1963-Continued

| SIC code | City and kind of business | Establishments | | Sales | | Payroll, entire year (\$1,000) | Payroll, workweek ended nearest Nov. 15 (dollars) | Paid employees, workweek ended nearest Nov. 15 (number) | Active proprietors of unincorporated businesses (number) |
|---|---|----------------|-----------------------|-------------------------------------|---------------------------------------|--------------------------------|---|---|--|
| | | Total (number) | With payroll (number) | Total, all establishments (\$1,000) | Establishments with payroll (\$1,000) | | | | |
| INDIANAPOLIS--CONTINUED | | | | | | | | | |
| FURNITURE, HOME FURNISHINGS, EQUIPMENT STORES | | | | | | | | | |
| 57 | TOTAL | 256 | 184 | 40 142 | 38 374 | 6 023 | 116 744 | 1 265 | 208 |
| 571 | FURNITURE, HOME FURNISHINGS STORES | 147 | 107 | 23 903 | 22 811 | 3 415 | 64 572 | 729 | 112 |
| 5712 | FURNITURE STORES | 101 | 71 | 18 819 | 17 963 | 2 723 | 50 507 | 567 | 75 |
| 5713 | FLOOR COVERING STORES | 23 | 19 | 3 740 | 3 642 | 497 | 9 712 | 101 | 18 |
| 5714 | DRAPERY, CURTAIN, UPHOLSTERY STORES | 14 | 10 | 937 | 877 | 133 | 3 006 | 41 | 12 |
| 5715 | CHINA, GLASSWARE, METALWARE STORES | 2 | 2 | (0) | (0) | (0) | (0) | (0) | (0) |
| 5719 | MISCELLANEOUS HOME FURNISHINGS STORES | 7 | 5 | (0) | (0) | (0) | (0) | (0) | (0) |
| 572 | HOUSEHOLD APPLIANCE STORES | 36 | 30 | 8 948 | 8 746 | 1 428 | 28 473 | 267 | 23 |
| 5732 | RADIO, TELEVISION STORES | 29 | 23 | 2 677 | 2 661 | 420 | 9 386 | 106 | 32 |
| 5733 | MUSIC STORES | 44 | 24 | 4 614 | 4 156 | 760 | 14 313 | 163 | 41 |
| | RECORD SHOPS | 21 | 9 | (0) | (0) | (0) | (0) | (0) | (0) |
| | MUSICAL INSTRUMENT STORES | 23 | 15 | (0) | (0) | (0) | (0) | (0) | (0) |
| EATING, DRINKING PLACES | | | | | | | | | |
| 58 | TOTAL | 810 | 750 | 72 371 | 71 373 | 16 329 | 340 802 | 7 062 | 763 |
| 5812 | EATING PLACES | 544 | 502 | 51 836 | 51 326 | 13 319 | 274 150 | 5 787 | 458 |
| | RESTAURANTS, LUNCHROOMS | 345 | 323 | 36 573 | 36 305 | 9 523 | 198 187 | 4 150 | 289 |
| | CAFETERIAS | 60 | 58 | 6 686 | 6 664 | 1 874 | 38 358 | 809 | 51 |
| | REFRESHMENT PLACES | 97 | 83 | 4 787 | 4 625 | 909 | 17 447 | 460 | 94 |
| | CATERERS | 42 | 38 | 3 790 | 3 732 | 1 013 | 20 158 | 368 | 24 |
| 5813 | DRINKING PLACES (ALCOHOLIC BEVERAGES) | 266 | 248 | 20 535 | 20 047 | 3 010 | 66 652 | 1 275 | 305 |
| DRUG STORES, PROPRIETARY STORES | | | | | | | | | |
| 59PT(591) | TOTAL | 221 | 211 | 42 142 | 41 790 | 5 352 | 108 031 | 1 845 | 177 |
| 591 | DRUG STORES | 214 | 204 | (0) | (0) | (0) | (0) | (0) | (0) |
| | PROPRIETARY STORES | 7 | 7 | (0) | (0) | (0) | (0) | (0) | (0) |
| OTHER RETAIL STORES | | | | | | | | | |
| 59 Ex. 591 | TOTAL | 611 | 461 | 61 780 | 58 782 | 8 536 | 182 100 | 2 453 | 557 |
| 592 | LIQUOR STORES | 117 | 107 | 10 173 | 9 469 | 714 | 14 136 | 284 | 125 |
| 593 | ANTIQUARIAN STORES, SECONOHANO STORES | 87 | 49 | 2 905 | 2 251 | 428 | 9 016 | 170 | 76 |
| 5932 | ANTIQUARIAN STORES | 9 | 3 | 78 | (0) | (0) | (0) | (0) | (0) |
| 5933 | SECONOHANO STORES | 78 | 46 | 2 827 | (0) | (0) | (0) | (0) | (0) |
| 594 | BOOK, STATIONERY STORES | 21 | 11 | 887 | 699 | 87 | 1 814 | 35 | 16 |
| 5942 | BOOK STORES | 12 | 6 | (0) | (0) | (0) | (0) | (0) | (0) |
| 5943 | STATIONERY STORES | 9 | 5 | (0) | (0) | (0) | (0) | (0) | (0) |
| 595 | SPORTING GOODS STORES, BICYCLE SHOPS | 32 | 16 | 1 242 | 972 | 91 | 1 700 | 28 | 35 |
| 5952 | SPORTING GOODS STORES | 26 | 12 | 956 | (0) | (0) | (0) | (0) | (0) |
| 5953 | BICYCLE SHOPS | 6 | 4 | 286 | (0) | (0) | (0) | (0) | (0) |
| 5962 | HAY, GRAIN, FEED STORES | 5 | 3 | 1 185 | (0) | (0) | (0) | (0) | (0) |
| 5969 | OTHER FARM SUPPLY STORES | 6 | 4 | 3 174 | 3 162 | 109 | 2 045 | 22 | 5 |
| | GARDEN SUPPLY STORES | 8 | 8 | 727 | 727 | 116 | 1 660 | 21 | 9 |
| 597 | JEWELRY STORES | 53 | 39 | 7 301 | 7 109 | 1 208 | 22 839 | 295 | 42 |
| 598 | FUEL, ICE DEALERS | 55 | 49 | 19 067 | 18 829 | 2 869 | 70 244 | 747 | 32 |
| 5982 | COAL AND WOOD DEALERS | 28 | 24 | (0) | (0) | (0) | (0) | (0) | (0) |
| | ICE DEALERS | 2 | 2 | (0) | (0) | (0) | (0) | (0) | (0) |
| 5983 | FUEL OIL DEALERS | 23 | 21 | 14 231 | 14 221 | 2 136 | 56 116 | 535 | 11 |
| 5984 | BOTTLED GAS DEALERS | 2 | 2 | (0) | (0) | (0) | (0) | (0) | (0) |
| 5992 | FLORISTS | 42 | 40 | 3 732 | 3 658 | 759 | 14 965 | 263 | 46 |
| 5993 | CIGAR STORES, STANOS | 9 | 5 | 652 | (0) | (0) | (0) | (0) | (0) |
| 5994 | NEWS DEALERS, NEWSSTANOS | 7 | 3 | 229 | 217 | 47 | 1 100 | 19 | 7 |
| 5996 | CAMERA, PHOTOGRAPHIC SUPPLY STORES | 7 | 7 | (0) | (0) | (0) | (0) | (0) | (0) |
| 5997 | GIFT, NOVELTY, SOUVENIR SHOPS | 26 | 16 | 957 | 833 | 95 | 2 130 | 53 | 29 |
| 5998 | OPTICAL GOODS STORES | 48 | 48 | 3 173 | 3 173 | 709 | 14 863 | 158 | 37 |
| 5999 | TYPEWRITER STORES | 4 | 4 | 666 | 666 | 150 | 2 656 | 34 | 4 |
| | LUGGAGE, LEATHER GOODS STORES | 6 | 6 | 348 | 348 | 63 | 1 575 | 16 | 6 |
| | HOBBY, TOY, GAME SHOPS | 14 | 10 | 740 | 698 | 94 | 2 252 | 54 | 16 |
| | RELIGIOUS GOODS STORES | 2 | 2 | (0) | (0) | (0) | (0) | (0) | (0) |
| | PET SHOPS | 10 | 8 | 283 | 285 | 36 | 657 | 18 | 6 |
| | OTHER | 52 | 26 | 2 899 | 2 501 | 624 | 12 103 | 147 | 49 |
| NONSTORE RETAILERS* | | | | | | | | | |
| 53 PART* | TOTAL | 253 | 81 | 44 471 | 43 083 | 7 058 | 143 948 | 2 003 | 214 |
| 532 | MAIL-ORDER HOUSES | 8 | 8 | (0) | (0) | (0) | (0) | (0) | (0) |
| 534 | MERCHANTISE VENDING MACHINE OPERATORS | 38 | 22 | (0) | (0) | (0) | (0) | (0) | (0) |
| 535 | DIRECT SELLING (HOUSE-TO-HOUSE) ORGANIZATIONS | 207 | 51 | 16 682 | 15 474 | 4 109 | 85 818 | 1 050 | 182 |

Standard Notes: - Represents zero. (D) Withheld to avoid disclosure. (NA) Not available. (X) Not applicable.
 *Nonstore retailers, part of SIC major group 53, are shown separately in this table.

TABLE 6. Cities With 500 Establishments or More: 1963—Continued

| SIC code | City and kind of business | Establishments | | Sales | | Payroll, entire year (\$1,000) | Payroll, workweek ended nearest Nov. 15 (dollars) | Paid employees, workweek ended nearest Nov. 15 (number) | Active proprietors of unincorporated businesses (number) |
|-----------|--|----------------|-----------------------|-------------------------------------|---------------------------------------|--------------------------------|---|---|--|
| | | Total (number) | With payroll (number) | Total, all establishments (\$1,000) | Establishments with payroll (\$1,000) | | | | |
| | <u>KOKOMO</u> | | | | | | | | |
| | RETAIL TRADE, TOTAL | 510 | 378 | 88 303 | 85 373 | 10 724 | 212 562 | 3 277 | 488 |
| | LUMBER, BUILDING MATERIALS, HARDWARE, FARM EQUIPMENT DEALERS | | | | | | | | |
| | TOTAL | 28 | 22 | 7 298 | 7 218 | 1 144 | 17 163 | 207 | 18 |
| 52 | LUMBER AND OTHER BUILDING MATERIALS DEALERS | 7 | 7 | 3 831 | 3 831 | 626 | 7 609 | 91 | 2 |
| 522-524 | HEATING, PLUMBING, PAINT, ELECTRICAL STORES | 10 | 8 | 1 114 | 1 090 | 204 | 3 440 | 47 | 5 |
| 5251 | HARDWARE STORES | 8 | 4 | 1 462 | (0) | (0) | (0) | (0) | (0) |
| 5252 | FARM EQUIPMENT DEALERS | 3 | 3 | 891 | (0) | (0) | (0) | (0) | (0) |
| | GENERAL MERCHANDISE GROUP STORES* | | | | | | | | |
| | TOTAL | 16 | 16 | 13 817 | 13 817 | 1 877 | 46 222 | 777 | 9 |
| 53 PART* | DEPARTMENT STORES | 4 | 4 | 11 258 | 11 258 | 1 445 | 39 004 | 623 | - |
| 533 | LIMITED PRICE VARIETY STORES | 6 | 6 | 1 551 | 1 551 | 280 | 4 870 | 109 | 2 |
| 539 | MISCELLANEOUS GENERAL MERCHANDISE STORES | 6 | 6 | 1 008 | 1 008 | 152 | 2 348 | 45 | 7 |
| | FOOD STORES | | | | | | | | |
| | TOTAL | 63 | 43 | 14 348 | 13 842 | 982 | 20 546 | 361 | 65 |
| 54 | GROCERY STORES, INCLUDING DELICATESSENS | 43 | 31 | 13 610 | 13 230 | 920 | 19 452 | 329 | 40 |
| 541 | MEAT MARKETS, FISH (SEAFOOD) MARKETS | 2 | 2 | (0) | (0) | (0) | (0) | (0) | (0) |
| 542 | FRUIT STORES, VEGETABLE MARKETS | 6 | - | 36 | - | - | - | - | 6 |
| 543 | CANDY, NUT, CONFECTIONERY STORES | 2 | 2 | (0) | (0) | (0) | (0) | (0) | (0) |
| 544 | OTHER FOOD STORES | 10 | 8 | 565 | 475 | 55 | 992 | 27 | 14 |
| | AUTOMOTIVE DEALERS | | | | | | | | |
| | TOTAL | 53 | 31 | 20 964 | 20 322 | 2 062 | 36 159 | 372 | 46 |
| | GASOLINE SERVICE STATIONS | | | | | | | | |
| | TOTAL | 47 | 35 | 4 254 | 3 450 | 273 | 6 082 | 107 | 51 |
| | APPAREL, ACCESSORY STORES | | | | | | | | |
| | TOTAL | 35 | 35 | 4 557 | 4 557 | 619 | 11 686 | 221 | 22 |
| 56 | MEN'S, BOYS' APPAREL STORES, CUSTOM TAILORS | 9 | 9 | 1 531 | 1 531 | 181 | 3 408 | 73 | 5 |
| 561,567 | WOMEN'S CLOTHING, SPECIALTY STORES | 15 | 15 | 1 968 | 1 968 | 274 | 5 343 | 101 | 9 |
| 562-3,568 | WOMEN'S READY-TO-WEAR STORES | 9 | 9 | 1 756 | 1 756 | 244 | 4 753 | 89 | 7 |
| 562 | WOMEN'S ACCESSORY, SPECIALTY STORES, FURRIERS | 6 | 6 | 212 | 212 | 30 | 590 | 12 | 2 |
| 563,568 | FAMILY CLOTHING STORES | 1 | 1 | (0) | (0) | (0) | (0) | (0) | (0) |
| 565 | SHOE STORES | 8 | 8 | 768 | 768 | 125 | 2 212 | 33 | 6 |
| 566 | OTHER APPAREL, ACCESSORY STORES | 2 | 2 | (0) | (0) | (0) | (0) | (0) | (0) |
| 564,569 | FURNITURE, HOME FURNISHINGS, EQUIPMENT STORES | | | | | | | | |
| | TOTAL | 41 | 29 | 5 273 | 5 143 | 742 | 13 383 | 164 | 40 |
| 57 | FURNITURE, HOME FURNISHINGS STORES | 22 | 16 | 3 367 | 3 309 | 526 | 9 388 | 115 | 21 |
| 571 | HOUSEHOLD APPLIANCE, RADIO, TELEVISION, MUSIC STORES | 19 | 13 | 1 906 | 1 834 | 216 | 3 995 | 49 | 19 |
| 572,573 | EATING, DRINKING PLACES | | | | | | | | |
| | TOTAL | 101 | 91 | 6 320 | 6 084 | 1 256 | 28 894 | 625 | 119 |
| 58 | EATING PLACES | 63 | 59 | 4 173 | 4 073 | 917 | 20 657 | 472 | 71 |
| 5812 | DRINKING PLACES (ALCOHOLIC BEVERAGES) | 38 | 32 | 2 147 | 2 011 | 339 | 8 237 | 153 | 48 |
| 5813 | DRUG STORES, PROPRIETARY STORES | | | | | | | | |
| | TOTAL | 16 | 16 | 4 042 | 4 042 | 619 | 11 330 | 176 | 8 |
| 59PT(591) | DRUG STORES | 15 | 15 | (0) | (0) | (0) | (0) | (0) | (0) |
| 591 | PROPRIETARY STORES | 1 | 1 | (0) | (0) | (0) | (0) | (0) | (0) |
| | OTHER RETAIL STORES | | | | | | | | |
| | TOTAL | 78 | 54 | 6 129 | 5 745 | 956 | 17 955 | 229 | 82 |
| 59 EX*591 | LIQUOR STORES | 11 | 9 | 832 | 734 | 58 | 928 | 17 | 13 |
| 592 | ANTIQUA STORES, SECONOHAND STORES | 6 | 6 | 427 | 427 | 55 | 1 013 | 13 | 5 |
| 593 | BOOK, STATIONERY STORES | 3 | 1 | 97 | (0) | (0) | (0) | (0) | (0) |
| 594 | SPORTING GOODS STORES, BICYCLE SHOPS | 8 | 4 | 499 | 403 | 74 | 1 286 | 19 | 10 |
| 595 | FARM, GARDEN SUPPLY STORES, INCLUDING FEEO STORES | 3 | 3 | 438 | 438 | 29 | 636 | 15 | 2 |
| 596 | JEWELRY STORES | 9 | 5 | 936 | 892 | 167 | 4 219 | 42 | 7 |
| 597 | FUEL, ICE DEALERS | 6 | 4 | 1 831 | (0) | (0) | (0) | (0) | (0) |
| 598 | OTHER STORES | 32 | 22 | 1 069 | 947 | 152 | 3 165 | 72 | 36 |
| 599 | NONSTORE RETAILERS* | | | | | | | | |
| | TOTAL | 32 | 6 | 1 301 | 1 153 | 194 | 3 142 | 38 | 28 |

Standard Notes: - Represents zero. (D) Withheld to avoid disclosure. (NA) Not available. (X) Not applicable.
 *Nonstore retailers, part of SIC major group 53, are shown separately in this table.

TABLE 6. Cities With 500 Establishments or More: 1963-Continued

| SIC code | City and kind of business | Establishments | | Sales | | Payroll, entire year (\$1,000) | Payroll, workweek ended nearest Nov. 15 (dollars) | Paid employees, workweek ended nearest Nov. 15 (number) | Active proprietors of unincorporated businesses (number) |
|-----------|--|----------------|-----------------------|-------------------------------------|---------------------------------------|--------------------------------|---|---|--|
| | | Total (number) | With payroll (number) | Total, all establishments (\$1,000) | Establishments with payroll (\$1,000) | | | | |
| | <u>MUNCIE</u> | | | | | | | | |
| | RETAIL TRADE, TOTAL | 704 | 576 | 122 103 | 118 499 | 14 383 | 289 854 | 4 612 | 593 |
| | LUMBER, BUILDING MATERIALS, HARDWARE, FARM EQUIPMENT DEALERS | | | | | | | | |
| | TOTAL | 42 | 34 | 6 301 | 6 123 | 858 | 16 142 | 182 | 32 |
| 52 | LUMBER AND OTHER BUILDING MATERIALS DEALERS | 13 | 13 | 4 350 | 4 350 | 496 | 9 302 | 102 | 5 |
| 522-524 | HEATING, PLUMBING, PAINT, ELECTRICAL STORES | 18 | 14 | (0) | (0) | (0) | (0) | (0) | (0) |
| 5251 | HARDWARE STORES | 10 | 6 | 509 | 407 | 79 | 1 477 | 28 | 14 |
| 5252 | FARM EQUIPMENT DEALERS | 1 | 1 | (0) | (0) | (0) | (0) | (0) | (0) |
| | GENERAL MERCHANDISE GROUP STORES* | | | | | | | | |
| | TOTAL | 27 | 23 | 19 368 | 19 268 | 2 180 | 42 404 | 834 | 16 |
| 53 PART* | DEPARTMENT STORES | 5 | 5 | 15 411 | 15 411 | 1 481 | 29 614 | 550 | - |
| 533 | LIMITED PRICE VARIETY STORES | 16 | 12 | (0) | (0) | (0) | (0) | (0) | (0) |
| 539 | MISCELLANEOUS GENERAL MERCHANDISE STORES | 6 | 6 | (0) | (0) | (0) | (0) | (0) | (0) |
| | FOOD STORES | | | | | | | | |
| | TOTAL | 84 | 58 | 26 456 | 25 976 | 2 019 | 39 131 | 700 | 80 |
| 54 | GROCERY STORES, INCLUDING DELICATESSENS | 67 | 43 | 24 838 | 24 378 | 1 823 | 35 522 | 626 | 60 |
| 541 | MEAT MARKETS, FISH (SEAFOOD) MARKETS | 3 | 1 | 256 | (0) | (0) | (0) | (0) | (0) |
| 542 | FRUIT STORES, VEGETABLE MARKETS | 2 | 2 | (0) | (0) | (0) | (0) | (0) | (0) |
| 543 | CANDY, NUT, CONFECTIONERY STORES | 6 | 6 | (0) | (0) | (0) | (0) | (0) | (0) |
| 544 | OTHER FOOD STORES | 6 | 6 | (0) | (0) | (0) | (0) | (0) | (0) |
| 545-549 | | | | | | | | | |
| | AUTOMOTIVE DEALERS | | | | | | | | |
| | TOTAL | 55 | 41 | 20 571 | 19 879 | 2 195 | 44 547 | 464 | 43 |
| | GASOLINE SERVICE STATIONS | | | | | | | | |
| | TOTAL | 96 | 80 | 7 533 | 6 981 | 671 | 14 357 | 237 | 92 |
| | APPAREL, ACCESSORY STORES | | | | | | | | |
| | TOTAL | 66 | 64 | 7 773 | 7 757 | 954 | 17 076 | 320 | 39 |
| 56 | MEN'S, BOYS' APPAREL STORES, CUSTOM TAILORS | 15 | 15 | (0) | (0) | (0) | (0) | (0) | (0) |
| 561,567 | WOMEN'S CLOTHING, SPECIALTY STORES | 26 | 26 | 4 018 | 4 018 | 389 | 7 381 | 148 | 13 |
| 562-3,568 | WOMEN'S READY-TO-WEAR STORES | 16 | 16 | (0) | (0) | (0) | (0) | (0) | (0) |
| 562 | WOMEN'S ACCESSORY, SPECIALTY STORES, FURRIERS | 10 | 10 | (0) | (0) | (0) | (0) | (0) | (0) |
| 563,568 | FAMILY CLOTHING STORES | 3 | 3 | (0) | (0) | (0) | (0) | (0) | (0) |
| 565 | SHOE STORES | 18 | 16 | 1 872 | 1 856 | 291 | 5 117 | 81 | 7 |
| 566 | OTHER APPAREL, ACCESSORY STORES | 4 | 4 | 259 | 259 | 26 | 516 | 14 | 5 |
| 564,569 | | | | | | | | | |
| | FURNITURE, HOME FURNISHINGS, EQUIPMENT STORES | | | | | | | | |
| | TOTAL | 50 | 46 | 8 054 | 7 980 | 1 437 | 29 380 | 341 | 33 |
| 57 | FURNITURE, HOME FURNISHINGS STORES | 20 | 20 | 4 242 | 4 242 | 938 | 19 511 | 224 | 13 |
| 571 | HOUSEHOLD APPLIANCE, RADIO, TELEVISION, MUSIC STORES | 30 | 26 | 3 812 | 3 738 | 499 | 9 869 | 117 | 20 |
| 572,573 | | | | | | | | | |
| | EATING, DRINKING PLACES | | | | | | | | |
| | TOTAL | 136 | 116 | 9 187 | 8 825 | 1 999 | 42 367 | 941 | 134 |
| 58 | EATING PLACES | 99 | 81 | 6 064 | 5 768 | 1 537 | 32 062 | 736 | 99 |
| 5812 | DRINKING PLACES (ALCOHOLIC BEVERAGES) | 37 | 35 | 3 123 | 3 057 | 462 | 10 305 | 205 | 35 |
| 5813 | | | | | | | | | |
| | DRUG STORES, PROPRIETARY STORES | | | | | | | | |
| | TOTAL | 20 | 20 | 5 269 | 5 269 | 645 | 14 373 | 207 | 12 |
| 59PT(591) | DRUG STORES | 17 | 17 | (0) | (0) | (0) | (0) | (0) | (0) |
| 591 | PROPRIETARY STORES | 3 | 3 | (0) | (0) | (0) | (0) | (0) | (0) |
| | OTHER RETAIL STORES | | | | | | | | |
| | TOTAL | 109 | 87 | 9 398 | (0) | (0) | (0) | (0) | (0) |
| 59 EX,591 | LIQUOR STORES | 20 | 18 | (0) | (0) | (0) | (0) | (0) | (0) |
| 592 | ANTIQUA STORES, SECONHAND STORES | 13 | 7 | 509 | (0) | (0) | (0) | (0) | (0) |
| 593 | BOOK, STATIONERY STORES | 4 | 4 | 242 | 242 | 41 | 956 | 18 | 2 |
| 594 | SPORTING GOODS STORES, BICYCLE SHOPS | 6 | 4 | (0) | (0) | (0) | (0) | (0) | (0) |
| 595 | FARM, GARDEN SUPPLY STORES, INCLUDING FEED STORES | 8 | 6 | 1 632 | 1 154 | 77 | 2 406 | 29 | 11 |
| 596 | JEWELRY STORES | 11 | 11 | (0) | (0) | (0) | (0) | (0) | (0) |
| 597 | FUEL, ICE DEALERS | 12 | 8 | 1 564 | 1 416 | 217 | 4 225 | 56 | 7 |
| 598 | OTHER STORES | 35 | 29 | 1 394 | 1 374 | 207 | 4 880 | 65 | 35 |
| 599 | | | | | | | | | |
| | NONSTORE RETAILERS* | | | | | | | | |
| | TOTAL | 19 | 7 | 2 193 | (0) | (0) | (0) | (0) | (0) |
| 53 PART* | | | | | | | | | |

Standard Notes: - Represents zero. (D) Withheld to avoid disclosure. (NA) Not available. (X) Not applicable.
 *Nonstore retailers, part of SIC major group 53, are shown separately in this table.

TABLE 6. Cities With 500 Establishments or More: 1963-Continued

| SIC code | City and kind of business | Establishments | | Sales | | Payroll, entire year (\$1,000) | Payroll, workweek ended nearest Nov. 15 (dollars) | Paid employees, workweek ended nearest Nov. 15 (number) | Active proprietors of unincorporated businesses (number) |
|-----------------|--|----------------|-----------------------|-------------------------------------|---------------------------------------|--------------------------------|---|---|--|
| | | Total (number) | With payroll (number) | Total, all establishments (\$1,000) | Establishments with payroll (\$1,000) | | | | |
| <u>RICHMONO</u> | | | | | | | | | |
| | RETAIL TRADE, TOTAL | 1,526 | 1,408 | 1,89,526 | 1,87,484 | 110,767 | 1208,978 | 13,439 | 413 |
| | LUMBER, BUILDING MATERIALS, HARDWARE, FARM EQUIPMENT DEALERS | | | | | | | | |
| 52 | TOTAL | 36 | 30 | 5,717 | 5,603 | 902 | 18,433 | 226 | 22 |
| 521 | LUMBER AND OTHER BUILDING MATERIALS DEALERS | 9 | 9 | 2,670 | 2,670 | 358 | 6,968 | 73 | 6 |
| 522-524 | HEATING, PLUMBING, PAINT, ELECTRICAL STORES | 17 | 13 | 1,189 | 1,159 | 284 | 6,523 | 90 | 10 |
| 5251 | HARDWARE STORES | 5 | 3 | 268 | 184 | 17 | 355 | 7 | 4 |
| 5252 | FARM EQUIPMENT DEALERS | 5 | 5 | 1,590 | 1,590 | 243 | 4,587 | 56 | 2 |
| | GENERAL MERCHANDISE GROUP STORES* | | | | | | | | |
| 53 PART* | TOTAL | 127 | 125 | (0) | (0) | (0) | (0) | (0) | 19 |
| 531 | DEPARTMENT STORES | 14 | 14 | (0) | (0) | (0) | (0) | (0) | - |
| 533 | LIMITED PRICE VARIETY STORES | 12 | 12 | 2,467 | 2,467 | 425 | 7,734 | 170 | 7 |
| 539 | MISCELLANEOUS GENERAL MERCHANDISE STORES | 11 | 9 | 3,487 | 3,421 | 398 | 10,046 | 148 | 12 |
| | FOOD STORES | | | | | | | | |
| 54 | TOTAL | 163 | 139 | 16,693 | 16,149 | 1,116 | 21,379 | 387 | 65 |
| 541 | GROCERY STORES, INCLUDING DELICATESSENS | 43 | 27 | 15,932 | 15,668 | 1,050 | 20,039 | 347 | 38 |
| 542 | MEAT MARKETS, FISH (SEAFOOD) MARKETS | - | - | 8 | - | - | - | - | - |
| 543 | FRUIT STORES, VEGETABLE MARKETS | 5 | 3 | 122 | 110 | 5 | 120 | 5 | 6 |
| 544 | CANDY, NUT, CONFECTIONERY STORES | 3 | 3 | 51 | 51 | 6 | 136 | 6 | 5 |
| 545-549 | OTHER FOOD STORES | 12 | 6 | 380 | 320 | 55 | 1,084 | 19 | 16 |
| | AUTOMOTIVE DEALERS | | | | | | | | |
| 55 EX-554 | TOTAL | 40 | 30 | 18,546 | 18,240 | 1,505 | 31,708 | 334 | 26 |
| | GASOLINE SERVICE STATIONS | | | | | | | | |
| 55PT(554) | TOTAL | 57 | 57 | 7,244 | 7,244 | 807 | 14,737 | 232 | 46 |
| | APPAREL, ACCESSORY STORES | | | | | | | | |
| 56 | TOTAL | 43 | 39 | 5,842 | 5,802 | 812 | 15,427 | 330 | 20 |
| 561-567 | MEN'S, BOYS' APPAREL STORES, CUSTOM TAILORS | 7 | 7 | 729 | 729 | 84 | 1,651 | 57 | 4 |
| 562-3,568 | WOMEN'S CLOTHING, SPECIALTY STORES | 17 | 15 | 1,990 | 1,970 | 314 | 5,667 | 125 | 5 |
| 562 | WOMEN'S READY-TO-WEAR STORES | 12 | 10 | 1,596 | 1,576 | 270 | 4,700 | 103 | 4 |
| 563,568 | WOMEN'S ACCESSORY, SPECIALTY STORES, FURRIERS | 5 | 5 | 394 | 394 | 44 | 967 | 22 | 1 |
| 565 | FAMILY CLOTHING STORES | 3 | 3 | (0) | (0) | (0) | (0) | (0) | (0) |
| 566 | SHOE STORES | 13 | 11 | 1,146 | 1,126 | 171 | 3,311 | 54 | 8 |
| 564,569 | OTHER APPAREL, ACCESSORY STORES | 3 | 3 | (0) | (0) | (0) | (0) | (0) | (0) |
| | FURNITURE, HOME FURNISHINGS, EQUIPMENT STORES | | | | | | | | |
| 57 | TOTAL | 31 | 29 | 3,823 | 3,713 | 648 | 10,888 | 140 | 19 |
| 571 | FURNITURE, HOME FURNISHINGS STORES | 17 | 15 | 2,702 | 2,592 | 531 | 8,555 | 102 | 7 |
| 572,573 | HOUSEHOLD APPLIANCE, RADIO, TELEVISION, MUSIC STORES | 14 | 14 | 1,121 | 1,121 | 117 | 2,333 | 38 | 12 |
| | EATING, DRINKING PLACES | | | | | | | | |
| 58 | TOTAL | 95 | 81 | 7,119 | 6,909 | 1,532 | 30,566 | 696 | 83 |
| 5812 | EATING PLACES | 64 | 54 | 4,857 | 4,769 | 1,186 | 23,183 | 557 | 52 |
| 5813 | DRINKING PLACES (ALCOHOLIC BEVERAGES) | 31 | 27 | 2,262 | 2,140 | 346 | 7,383 | 139 | 31 |
| | DRUG STORES, PROPRIETARY STORES | | | | | | | | |
| 59PT(591) | TOTAL | 17 | 13 | 3,018 | 2,898 | 567 | 10,827 | 154 | 8 |
| 591 | DRUG STORES | 14 | 12 | 2,891 | (0) | (0) | (0) | (0) | (0) |
| | PROPRIETARY STORES | 3 | 1 | 127 | (0) | (0) | (0) | (0) | (0) |
| | OTHER RETAIL STORES | | | | | | | | |
| 59 EX-591 | TOTAL | 194 | 160 | (0) | (0) | (0) | (0) | (0) | 83 |
| 592 | LIQUOR STORES | 15 | 9 | 768 | 592 | 33 | 647 | 15 | 14 |
| 593 | ANTIQUA STORES, SECONDHAND STORES | 7 | 3 | (0) | (0) | (0) | (0) | (0) | (0) |
| 594 | BOOK, STATIONERY STORES | 3 | 3 | (0) | (0) | (0) | (0) | (0) | (0) |
| 595 | SPORTING GOODS STORES, BICYCLE SHOPS | 5 | 3 | 227 | (0) | (0) | (0) | (0) | (0) |
| 596 | FARM, GARDEN SUPPLY STORES, INCLUDING FEED STORES | 7 | 5 | 2,002 | 1,994 | 263 | 4,794 | 70 | 4 |
| 597 | JEWELRY STORES | 7 | 7 | 666 | 666 | 121 | 2,365 | 36 | 6 |
| 598 | FUEL, ICE DEALERS | 11 | 9 | 2,095 | 2,091 | 335 | 5,499 | 73 | 5 |
| 599 | OTHER STORES | 39 | 21 | 1,665 | 1,499 | 183 | 3,730 | 60 | 42 |
| | NONSTORE RETAILERS* | | | | | | | | |
| 53 PART* | TOTAL | 23 | 5 | 1,080 | 960 | 182 | 2,847 | 28 | 22 |

Standard Notes: - Represents zero. (D) Withheld to avoid disclosure. (NA) Not available. (X) Not applicable. † Revised.
 *Nonstore retailers, part of SIC major group 53, are shown separately in this table.

TABLE 6. Cities With 500 Establishments or More: 1963-Continued

| SIC code | City and kind of business | Establishments | | Sales | | Payroll, entire year (\$1,000) | Payroll, workweek ended nearest Nov. 15 (dollars) | Paid employees, workweek ended nearest Nov. 15 (number) | Active proprietors of unincorporated businesses (number) |
|-------------------|--|----------------|-----------------------|-------------------------------------|---------------------------------------|--------------------------------|---|---|--|
| | | Total (number) | With payroll (number) | Total, all establishments (\$1,000) | Establishments with payroll (\$1,000) | | | | |
| SOUTH BEND | | | | | | | | | |
| | RETAIL TRADE, TOTAL | 1 243 | 989 | 229 514 | 223 618 | 29 408 | 570 980 | 8 599 | 1 083 |
| | LUMBER, BUILDING MATERIALS, HARDWARE, FARM EQUIPMENT DEALERS | | | | | | | | |
| 52 | TOTAL | 71 | 53 | 9 236 | 8 826 | 1 389 | 26 360 | 299 | 47 |
| 521 | LUMBER AND OTHER BUILDING MATERIALS DEALERS | 14 | 14 | 4 759 | 4 759 | 652 | 12 465 | 123 | 4 |
| 522-524 | HEATING, PLUMBING, PAINT, ELECTRICAL STORES | 29 | 23 | 2 131 | 2 099 | 385 | 8 080 | 92 | 23 |
| 5251 | HARDWARE STORES | 27 | 15 | (D) | (D) | (D) | (D) | (D) | (D) |
| 5252 | FARM EQUIPMENT DEALERS | 1 | 1 | (D) | (D) | (D) | (D) | (D) | (D) |
| | GENERAL MERCHANDISE GROUP STORES* | | | | | | | | |
| 53 PART* | TOTAL | 59 | 55 | 41 210 | 41 146 | 6 375 | 131 768 | 1 954 | 19 |
| 531 | DEPARTMENT STORES | 5 | 5 | 33 911 | 33 911 | 5 338 | 112 995 | 1 571 | - |
| 533 | LIMITED PRICE VARIETY STORES | 41 | 39 | 4 563 | 4 523 | 746 | 13 141 | 285 | 13 |
| 539 | MISCELLANEOUS GENERAL MERCHANDISE STORES | 13 | 11 | 2 736 | 2 712 | 291 | 5 632 | 98 | 6 |
| | FOOD STORES | | | | | | | | |
| 54 | TOTAL | 184 | 136 | 45 046 | 43 558 | 3 360 | 62 797 | 1 028 | 172 |
| 541 | GROCERY STORES, INCLUDING DELICATESSENS | 123 | 91 | 40 278 | 39 036 | 2 696 | 49 849 | 819 | 121 |
| 542 | MEAT MARKETS, FISH (SEAFOOD) MARKETS | 16 | 14 | 1 081 | 993 | 96 | 1 759 | 38 | 16 |
| 543 | FRUIT STORES, VEGETABLE MARKETS | 3 | 1 | 1 05 | (D) | (D) | (D) | (D) | (D) |
| 544 | CANDY, NUT, CONFECTIONERY STORES | 10 | 6 | 240 | 214 | 24 | 446 | 14 | 8 |
| 545-549 | OTHER FOOD STORES | 32 | 24 | 3 342 | (D) | (D) | (D) | (D) | (D) |
| | AUTOMOTIVE DEALERS | | | | | | | | |
| 55 EX-554 | TOTAL | 58 | 42 | 46 363 | 45 985 | 4 559 | 76 814 | 770 | 43 |
| | GASOLINE SERVICE STATIONS | | | | | | | | |
| 55PT(554) | TOTAL | 166 | 140 | 14 026 | 13 310 | 1 220 | 25 845 | 423 | 167 |
| | APPAREL, ACCESSORY STORES | | | | | | | | |
| 56 | TOTAL | 78 | 72 | 16 160 | 16 038 | 2 803 | 53 786 | 841 | 38 |
| 561-567 | MEN'S, BOYS' APPAREL STORES, CUSTOM TAILORS | 15 | 13 | 6 643 | 6 627 | 1 194 | 22 872 | 304 | 7 |
| 562-3-568 | WOMEN'S CLOTHING, SPECIALTY STORES | 30 | 28 | 6 334 | 6 326 | 1 122 | 21 028 | 389 | 13 |
| 562 | WOMEN'S READY-TO-WEAR STORES | 14 | 14 | 5 239 | 5 239 | 961 | 17 709 | 328 | 3 |
| 563-568 | WOMEN'S ACCESSORY, SPECIALTY STORES, FURRIERS | 16 | 14 | 1 095 | 1 087 | 161 | 3 319 | 61 | 10 |
| 565 | FAMILY CLOTHING STORES | 6 | 4 | 795 | 697 | 103 | 2 757 | 40 | 6 |
| 566 | SHOE STORES | 22 | 22 | 2 079 | 2 079 | 342 | 6 268 | 87 | 7 |
| 564-569 | OTHER APPAREL, ACCESSORY STORES | 5 | 5 | 309 | 309 | 42 | 861 | 21 | 5 |
| | FURNITURE, HOME FURNISHINGS, EQUIPMENT STORES | | | | | | | | |
| 57 | TOTAL | 68 | 60 | 12 184 | 12 030 | 2 026 | 38 726 | 431 | 53 |
| 571 | FURNITURE, HOME FURNISHINGS STORES | 34 | 30 | 7 994 | 7 938 | 1 422 | 28 601 | 296 | 24 |
| 572-573 | HOUSEHOLD APPLIANCE, RADIO, TELEVISION, MUSIC STORES | 34 | 30 | 4 190 | 4 092 | 604 | 10 125 | 135 | 29 |
| | EATING, DRINKING PLACES | | | | | | | | |
| 58 | TOTAL | 273 | 237 | 18 396 | 17 378 | 3 787 | 76 832 | 1 746 | 287 |
| 5812 | EATING PLACES | 162 | 152 | 13 135 | 12 983 | 3 211 | 64 251 | 1 495 | 159 |
| 5813 | DRINKING PLACES (ALCOHOLIC BEVERAGES) | 111 | 85 | 5 261 | 4 395 | 576 | 12 581 | 251 | 128 |
| | DRUG STORES, PROPRIETARY STORES | | | | | | | | |
| 59PT(591) | TOTAL | 46 | 44 | 9 728 | 9 632 | 1 241 | 26 450 | 373 | 37 |
| 591 | DRUG STORES | 43 | 41 | 9 619 | 9 523 | 1 232 | 26 311 | 368 | 34 |
| | PROPRIETARY STORES | 3 | 3 | 109 | 109 | 9 | 139 | 5 | 3 |
| | OTHER RETAIL STORES | | | | | | | | |
| 59 EX-591 | TOTAL | 182 | 128 | 12 289 | 11 143 | 1 741 | 34 603 | 519 | 175 |
| 592 | LIQUOR STORES | 43 | 23 | 2 866 | 2 196 | 178 | 3 428 | 85 | 47 |
| 593 | ANTIQUA STORES, SECONDHAND STORES | 14 | 6 | 654 | 620 | 166 | 3 498 | 63 | 13 |
| 594 | BOOK, STATIONERY STORES | 6 | 4 | (D) | (D) | (D) | (D) | (D) | (D) |
| 595 | SPORTING GOODS STORES, BICYCLE SHOPS | 14 | 8 | 610 | 426 | 73 | 1 194 | 21 | 15 |
| 596 | FARM, GARDEN SUPPLY STORES, INCLUDING FEEO STORES | 4 | 4 | 522 | 522 | 54 | 1 125 | 14 | 2 |
| 597 | JEWELRY STORES | 16 | 12 | 1 144 | 1 120 | 238 | 4 489 | 54 | 12 |
| 598 | FUEL, ICE DEALERS | 19 | 17 | 2 566 | 2 500 | 310 | 5 823 | 70 | 15 |
| 599 | OTHER STORES | 66 | 54 | (D) | (D) | (D) | (D) | (D) | (D) |
| | NONSTORE RETAILERS* | | | | | | | | |
| 53 PART* | TOTAL | 58 | 22 | 4 876 | 4 572 | 907 | 16 999 | 215 | 45 |

Standard Notes: - Represents zero. (D) Withheld to avoid disclosure. (NA) Not available. (X) Not applicable.
*Nonstore retailers, part of SIC major group 53, are shown separately in this table.

TABLE 6. Cities With 500 Establishments or More: 1963-Continued

| SIC code | City and kind of business | Establishments | | Sales | | Payroll, entire year (\$1,000) | Payroll, workweek ended nearest Nov. 15 (dollars) | Paid employees, workweek ended nearest Nov. 15 (number) | Active proprietors of unincorporated businesses (number) |
|--------------------|--|----------------|-----------------------|-------------------------------------|---------------------------------------|--------------------------------|---|---|--|
| | | Total (number) | With payroll (number) | Total, all establishments (\$1,000) | Establishments with payroll (\$1,000) | | | | |
| <u>TERRE HAUTE</u> | | | | | | | | | |
| | RETAIL TRADE, TOTAL | 877 | 615 | 176 910 | 172 200 | 22 739 | 434 048 | 6 373 | 768 |
| | LUMBER, BUILDING MATERIALS, HARDWARE, FARM EQUIPMENT DEALERS | | | | | | | | |
| | TOTAL | 34 | 32 | 5 756 | 5 728 | 822 | 16 289 | 192 | 22 |
| 52 | LUMBER AND OTHER BUILDING MATERIALS DEALERS | 15 | 13 | (D) | (D) | (D) | (D) | (D) | (D) |
| 521 | HEATING, PLUMBING, PAINT, ELECTRICAL STORES | 7 | 7 | (D) | (D) | (D) | (D) | (D) | (D) |
| 522-524 | HARDWARE STORES | 7 | 7 | 1 054 | 1 054 | 149 | 3 528 | 49 | 5 |
| 5251 | FARM EQUIPMENT DEALERS | 5 | 5 | (D) | (D) | (D) | (D) | (D) | (D) |
| 5252 | | | | | | | | | |
| | GENERAL MERCHANDISE GROUP STORES* | | | | | | | | |
| | TOTAL | 19 | 17 | 27 139 | 27 099 | 4 223 | 76 322 | 1 326 | 9 |
| 53 PART* | DEPARTMENT STORES | 6 | 6 | 16 658 | 16 658 | 2 583 | 46 524 | 804 | - |
| 531 | LIMITED PRICE VARIETY STORES | 7 | 7 | (D) | (D) | (D) | (D) | (D) | (D) |
| 533 | MISCELLANEOUS GENERAL MERCHANDISE STORES | 6 | 4 | (D) | (D) | (D) | (D) | (D) | (D) |
| 539 | | | | | | | | | |
| | FOOD STORES | | | | | | | | |
| | TOTAL | 143 | 75 | 29 633 | 28 063 | 2 064 | 39 508 | 614 | 125 |
| 54 | GROCERY STORES, INCLUDING DELICATESSENS | 122 | 62 | 29 010 | 27 508 | 1 947 | 37 178 | 562 | 107 |
| 541 | MEAT MARKETS, FISH (SEAFOOD) MARKETS | 1 | 1 | (D) | (D) | (D) | (D) | (D) | (D) |
| 542 | FRUIT STORES, VEGETABLE MARKETS | 2 | - | 30 | - | - | - | - | 2 |
| 543 | CANDY, NUT, CONFECTIONERY STORES | 5 | 5 | (D) | (D) | (D) | (D) | (D) | (D) |
| 544 | OTHER FOOD STORES | 13 | 7 | 373 | 335 | 89 | 1 873 | 37 | 12 |
| 545-549 | | | | | | | | | |
| | AUTOMOTIVE DEALERS | | | | | | | | |
| | TOTAL | 61 | 39 | 28 676 | 28 238 | 3 088 | 55 779 | 616 | 51 |
| 55 EX.554 | GASOLINE SERVICE STATIONS | | | | | | | | |
| | TOTAL | 108 | 92 | 9 141 | 8 739 | 902 | 19 478 | 305 | 94 |
| 55PT(554) | | | | | | | | | |
| | APPAREL, ACCESSORY STORES | | | | | | | | |
| | TOTAL | 44 | 36 | (D) | (D) | (D) | (D) | (D) | (D) |
| 56 | MEN'S, BOYS' APPAREL STORES, CUSTOM TAILORS | 11 | 9 | 880 | 862 | 149 | 2 731 | 40 | 6 |
| 561,567 | WOMEN'S CLOTHING, SPECIALTY STORES | 16 | 10 | 1 008 | 978 | 132 | 3 044 | 59 | 9 |
| 562-3,568 | WOMEN'S READY-TO-WEAR STORES | 13 | 7 | (D) | (D) | (D) | (D) | (D) | (D) |
| 562 | WOMEN'S ACCESSORY, SPECIALTY STORES, FURRIERS | 3 | 3 | (D) | (D) | (D) | (D) | (D) | (D) |
| 563,568 | FAMILY CLOTHING STORES | 4 | 4 | (D) | (D) | (D) | (D) | (D) | (D) |
| 565 | SHOE STORES | 12 | 12 | 2 064 | 2 064 | 291 | 4 897 | 78 | 6 |
| 566 | OTHER APPAREL, ACCESSORY STORES | 1 | 1 | (D) | (D) | (D) | (D) | (D) | (D) |
| 564,569 | | | | | | | | | |
| | FURNITURE, HOME FURNISHINGS, EQUIPMENT STORES | | | | | | | | |
| | TOTAL | 52 | 36 | (D) | (D) | (D) | (D) | (D) | (D) |
| 57 | FURNITURE, HOME FURNISHINGS STORES | 32 | 20 | (D) | (D) | (D) | (D) | (D) | (D) |
| 571 | HOUSEHOLD APPLIANCE, RADIO, TELEVISION, MUSIC STORES | 20 | 16 | 3 484 | 3 434 | 490 | 10 181 | 118 | 15 |
| 572,573 | | | | | | | | | |
| | EATING, DRINKING PLACES | | | | | | | | |
| | TOTAL | 213 | 165 | 9 682 | 8 914 | 1 903 | 37 415 | 842 | 238 |
| 58 | EATING PLACES | 115 | 101 | 5 768 | 5 628 | 1 518 | 28 341 | 639 | 122 |
| 5812 | DRINKING PLACES (ALCOHOLIC BEVERAGES) | 98 | 64 | 3 914 | 3 286 | 385 | 9 074 | 203 | 116 |
| 5813 | | | | | | | | | |
| | DRUG STORES, PROPRIETARY STORES | | | | | | | | |
| | TOTAL | 28 | 26 | 6 157 | 6 109 | 692 | 14 095 | 270 | 26 |
| 59PT(591) | DRUG STORES | 26 | 24 | (D) | (D) | (D) | (D) | (D) | (D) |
| 591 | PROPRIETARY STORES | 2 | 2 | (D) | (D) | (D) | (D) | (D) | (D) |
| | OTHER RETAIL STORES | | | | | | | | |
| | TOTAL | 140 | 88 | 9 070 | 8 092 | 1 358 | 24 894 | 379 | 111 |
| 59 EX.591 | LIQUOR STORES | 27 | 15 | (D) | (D) | (D) | (D) | (D) | (D) |
| 592 | ANTIQUA STORES, SECONDHAND STORES | 16 | 8 | 537 | 407 | 109 | 2 176 | 54 | 12 |
| 593 | BOOK, STATIONERY STORES | 3 | 3 | 277 | 277 | 43 | 982 | 16 | 1 |
| 594 | SPORTING GOODS STORES, BICYCLE SHOPS | 12 | 4 | (D) | (D) | (D) | (D) | (D) | (D) |
| 595 | FARM, GARDEN SUPPLY STORES, INCLUDING FEEO STORES | 6 | 4 | 1 150 | (D) | (D) | (D) | (D) | (D) |
| 596 | JEWELRY STORES | 10 | 6 | 1 753 | 1 707 | 357 | 6 368 | 62 | 6 |
| 597 | FUEL, ICE DEALERS | 16 | 12 | 1 450 | 1 384 | 205 | 4 190 | 56 | 10 |
| 598 | OTHER STORES | 50 | 36 | (D) | (D) | (D) | (D) | (D) | (D) |
| 599 | | | | | | | | | |
| | NONSTORE RETAILERS* | | | | | | | | |
| 53 PART* | TOTAL | 35 | 9 | (D) | (D) | (D) | (D) | (D) | (D) |

Standard Notes: - Represents zero. (D) Withheld to avoid disclosure. (NA) Not available. (X) Not applicable.
 *Nonstore retailers, part of SIC major group 53, are shown separately in this table.

TABLE 7. In-Plant Food Contractors: 1963

| SIC code | Standard metropolitan statistical area and kind of business | Establishments | | Sales | | Payroll, entire year (\$1,000) | Payroll, workweek ended nearest Nov. 15 (dollars) | Paid employees, workweek ended nearest Nov. 15 (number) | Active proprietors of unincorporated businesses (number) |
|-----------------------------------|---|----------------|--------------|---------------------------|-----------------------------|--------------------------------|---|---|--|
| | | Total | With payroll | Total, all establishments | Establishments with payroll | | | | |
| | | (number) | (number) | (\$1,000) | (\$1,000) | | | | |
| <u>INDIANA</u> | | | | | | | | | |
| 5812 PART | IN-PLANT FOOD CONTRACTORS, TOTAL | 102 | 98 | 10 291 | 10 203 | 2 697 | 57 087 | 1 139 | 54 |
| | RESTAURANTS, LUNCHROOMS | 32 | 28 | 3 624 | 3 536 | 923 | 19 819 | 451 | 14 |
| | CAFETERIAS | 63 | 63 | 6 423 | 6 423 | 1 714 | 35 881 | 649 | 35 |
| | REFRESHMENT PLACES | 7 | 7 | 244 | 244 | 60 | 1 387 | 39 | 5 |
| <u>EVANSVILLE, IND.-KY., SMSA</u> | | | | | | | | | |
| 5812 PART | IN-PLANT FOOD CONTRACTORS, TOTAL | 5 | 5 | 226 | 226 | 32 | 612 | 18 | 5 |
| | CAFETERIAS | 3 | 3 | (D) | (D) | (D) | (D) | (D) | (D) |
| | REFRESHMENT PLACES | 2 | 2 | (D) | (D) | (D) | (D) | (D) | (D) |
| <u>FT. WAYNE SMSA</u> | | | | | | | | | |
| 5812 PART | IN-PLANT FOOD CONTRACTORS, TOTAL | 4 | 4 | 616 | 616 | 203 | 3 899 | 54 | 3 |
| | RESTAURANTS, LUNCHROOMS | 3 | 3 | (D) | (D) | (D) | (D) | (D) | (D) |
| | CAFETERIAS | 1 | 1 | (D) | (D) | (D) | (D) | (D) | (D) |
| <u>GARY SMSA</u> | | | | | | | | | |
| 5812 PART | IN-PLANT FOOD CONTRACTORS, TOTAL | 10 | 10 | 1 275 | 1 275 | 260 | 6 470 | 250 | 1 |
| | RESTAURANTS, LUNCHROOMS | 6 | 6 | 1 077 | 1 077 | 197 | 5 220 | 224 | - |
| | CAFETERIAS | 4 | 4 | 198 | 198 | 63 | 1 250 | 26 | 1 |
| <u>INDIANAPOLIS SMSA</u> | | | | | | | | | |
| 5812 PART | IN-PLANT FOOD CONTRACTORS, TOTAL | 31 | 31 | 4 296 | 4 296 | 1 195 | 24 618 | 402 | 10 |
| | RESTAURANTS, LUNCHROOMS | 10 | 10 | 1 156 | 1 156 | 318 | 6 410 | 96 | 4 |
| | CAFETERIAS | 21 | 21 | 3 140 | 3 140 | 877 | 18 208 | 306 | 6 |
| <u>LOUISVILLE, KY.-IND., SMSA</u> | | | | | | | | | |
| 5812 PART | IN-PLANT FOOD CONTRACTORS, TOTAL | 36 | 36 | 2 459 | 2 459 | 650 | 15 865 | 300 | 23 |
| | RESTAURANTS, LUNCHROOMS | 8 | 8 | 893 | 893 | 258 | 6 537 | 105 | 6 |
| | CAFETERIAS | 16 | 16 | 1 258 | 1 258 | 330 | 8 151 | 180 | 12 |
| | REFRESHMENT PLACES | 12 | 12 | 308 | 308 | 62 | 1 177 | 15 | 5 |
| <u>MUNCIE SMSA</u> | | | | | | | | | |
| 5812 PART | IN-PLANT FOOD CONTRACTORS, TOTAL | 3 | 3 | 390 | 390 | 138 | 2 532 | 53 | 1 |
| | CAFETERIAS | 2 | 2 | (D) | (D) | (D) | (D) | (D) | (D) |
| | REFRESHMENT PLACES | 1 | 1 | (D) | (D) | (D) | (D) | (D) | (D) |
| <u>SDUTH BEND SMSA</u> | | | | | | | | | |
| 5812 PART | IN-PLANT FOOD CONTRACTORS, TOTAL | 9 | 7 | 772 | 700 | 200 | 4 255 | 75 | 4 |
| | RESTAURANTS, LUNCHROOMS | 2 | - | (D) | (D) | (D) | (D) | (D) | (D) |
| | CAFETERIAS | 7 | 7 | (D) | (D) | (D) | (D) | (D) | (D) |
| <u>TERRE HAUTE SMSA</u> | | | | | | | | | |
| 5812 PART | IN-PLANT FOOD CONTRACTORS, TOTAL | 3 | 1 | 35 | (D) | (D) | (D) | (D) | (D) |
| | RESTAURANTS, LUNCHROOMS | 2 | - | (D) | (D) | (D) | (D) | (D) | (D) |
| | CAFETERIAS | 1 | 1 | (D) | (D) | (D) | (D) | (D) | (D) |

Standard Notes: - Represents zero. (D) Withheld to avoid disclosure. (NA) Not available. (X) Not applicable.

TABLE 8. Commissaries, Exchanges, and Eating and Drinking Places Operated for Military Personnel by the U.S. Department of Defense: 1963

[These data were collected by the Department of Defense and are not included in any of the tabulations of the 1963 Census of Business]

| County | Sales | Civilian payroll, entire year | Civilian employees, workweek ended nearest Nov. 15 | Civilian payroll, workweek ended nearest Nov. 15 | Sales | Civilian payroll, entire year | Civilian employees, workweek ended nearest Nov. 15 | Civilian payroll, workweek ended nearest Nov. 15 |
|--------------------------|-----------|-------------------------------|--|--|----------------------------|-------------------------------|--|--|
| | (\$1,000) | (\$1,000) | (number) | (dollars) | (\$1,000) | (\$1,000) | (number) | (dollars) |
| | TOTAL | | | | COMMISSARIES | | | |
| INDIANA: TOTAL | 6 934 | 794 | 246 | 15 079 | 3 473 | 217 | 39 | 4 098 |
| GREENE | 300 | 20 | 13 | 436 | 152 | 11 | 2 | 231 |
| MARION | 1 916 | 252 | 71 | 3 708 | 1 528 | 125 | 18 | 2 292 |
| MARTIN | 71 | 26 | 9 | 560 | - | - | - | - |
| MIAMI | 4 647 | 496 | 153 | 10 375 | 1 793 | 81 | 19 | 1 575 |
| | EXCHANGES | | | | EATING AND DRINKING PLACES | | | |
| INDIANA: TOTAL | 2 608 | 346 | 111 | 7 304 | 853 | 231 | 96 | 3 677 |
| GREENE | 117 | 1 | - | - | 31 | 8 | 11 | 205 |
| MARION | - | - | - | - | 388 | 127 | 53 | 1 416 |
| MARTIN | - | - | - | - | 71 | 26 | 9 | 560 |
| MIAMI | 2 491 | 345 | 111 | 7 304 | 363 | 70 | 23 | 1 496 |

Standard Notes: - Represents zero. (D) Withheld to avoid disclosure. (NA) Not available. (X) Not applicable.

TABLE 9. Counties; Cities of 2,500 Inhabitants or More: 1958

| County and city | Establishments | | Sales | | Payroll, entire year (\$1,000) | County and city | Establishments | | Sales | | Payroll, entire year (\$1,000) |
|--|----------------|-----------------------|-------------------------------------|---------------------------------------|--------------------------------|--|----------------|-----------------------|-------------------------------------|---------------------------------------|--------------------------------|
| | Total (number) | With payroll (number) | Total, all establishments (\$1,000) | Establishments with payroll (\$1,000) | | | Total (number) | With payroll (number) | Total, all establishments (\$1,000) | Establishments with payroll (\$1,000) | |
| INDIANA TOTAL | 45 904 | 32 408 | 5 176 591 | 4 905 869 | 565 692 | FRANKLIN COUNTY | 167 | 101 | 11 653 | 9 837 | 814 |
| ADAMS COUNTY | 287 | 191 | 23 985 | 22 061 | 2 294 | BROOKVILLE | 77 | 53 | 7 048 | 6 286 | 560 |
| DECATUR | 142 | 112 | 14 675 | 14 195 | 1 472 | REMAINDER OF COUNTY | 90 | 48 | 4 605 | 3 551 | 254 |
| REMAINDER OF COUNTY | 145 | 79 | 9 310 | 7 866 | 822 | FULTON COUNTY | 232 | 162 | 17 569 | 16 141 | 1 483 |
| ALLEN COUNTY | 1 783 | 1 333 | 298 949 | 290 295 | 37 053 | ROCHESTER | 126 | 98 | 11 521 | 10 837 | 1 019 |
| FORT WAYNE | 1 415 | 1 113 | 258 942 | 253 176 | 33 424 | REMAINDER OF COUNTY | 106 | 64 | 6 048 | 5 304 | 464 |
| NEW HAVEN | 48 | 34 | 6 916 | 6 646 | 597 | GIBSON COUNTY | 439 | 277 | 30 643 | 27 489 | 2 773 |
| REMAINDER OF COUNTY | 320 | 186 | 33 091 | 30 473 | 3 032 | OAKLAND CITY | 73 | 45 | 4 289 | 3 779 | 377 |
| BARTHOLOMEW COUNTY | 507 | 357 | 55 496 | 52 408 | 5 953 | PRINCETON | 161 | 117 | 15 433 | 14 135 | 1 519 |
| COLUMBUS | 371 | 287 | 49 413 | 47 805 | 5 616 | REMAINDER OF COUNTY | 205 | 115 | 10 921 | 9 575 | 877 |
| EOINBURG (PART) ¹ | 6 | 2 | 260 | (D) | (D) | GRANT COUNTY | 754 | 510 | 79 166 | 74 692 | 8 482 |
| REMAINDER OF COUNTY | 130 | 68 | 5 823 | (D) | (D) | FAIRMOUNT | 48 | 28 | 3 516 | 3 332 | 260 |
| BENTON COUNTY | 171 | 125 | 14 693 | 13 861 | 1 179 | GAS CITY | 56 | 44 | 4 637 | 4 427 | 439 |
| BLACKFORD COUNTY | 192 | 130 | 15 757 | 14 251 | 1 524 | MARION | 466 | 350 | 61 435 | 59 319 | 6 995 |
| DUNKIRK (PART) ² | 1 | 1 | (D) | (D) | (D) | REMAINOER OF COUNTY | 184 | 88 | 9 578 | 7 614 | 788 |
| HARTFORD CITY | 142 | 100 | 12 150 | 11 360 | 1 274 | GREENE COUNTY | 382 | 256 | 25 003 | 21 953 | 2 027 |
| REMAINDER OF COUNTY | 49 | 29 | (D) | (D) | (D) | JASONVILLE | 53 | 39 | 3 470 | 3 024 | 243 |
| BOONE COUNTY | 309 | 213 | 31 838 | 29 908 | 2 950 | LINTON | 114 | 82 | 9 749 | 9 059 | 910 |
| LEBANON | 160 | 122 | 21 736 | 21 042 | 2 069 | REMAINDER OF COUNTY | 215 | 135 | 11 784 | 9 870 | 874 |
| REMAINDER OF COUNTY | 149 | 91 | 10 102 | 8 866 | 881 | HAMILTON COUNTY | 367 | 245 | 30 327 | 28 457 | 2 962 |
| BROWN COUNTY | 71 | 39 | 3 034 | 2 448 | 210 | NOBLESVILLE | 119 | 101 | 13 881 | 13 615 | 1 450 |
| CARROLL COUNTY | 180 | 136 | 19 202 | 18 572 | 1 560 | REMAINDER OF COUNTY | 248 | 144 | 16 446 | 14 842 | 1 532 |
| DELPHI | 54 | 50 | 8 809 | 8 699 | 740 | HANCOCK COUNTY | 288 | 196 | 26 999 | 25 555 | 2 551 |
| REMAINDER OF COUNTY | 126 | 86 | 10 393 | 9 873 | 820 | GREENFIELD | 126 | 98 | 15 851 | 15 337 | 1 769 |
| CASS COUNTY | 451 | 341 | 48 358 | 46 096 | 5 140 | REMAINOER OF COUNTY | 162 | 98 | 11 148 | 10 218 | 782 |
| LOGANSPORT | 325 | 261 | 38 009 | 36 633 | 4 432 | HARRISON COUNTY | 177 | 97 | 12 244 | 10 658 | 960 |
| REMAINDER OF COUNTY | 126 | 80 | 10 349 | 9 463 | 708 | HENRICKS COUNTY | 321 | 217 | 28 323 | 26 559 | 2 202 |
| CLARK COUNTY | 520 | 362 | 54 105 | 50 811 | 4 946 | BROWNSBURG | 39 | 29 | 4 348 | 3 922 | 317 |
| CHARLESTOWN | 65 | 47 | 3 624 | 3 376 | 300 | QANVILLE | 52 | 42 | 6 616 | 6 438 | 519 |
| CLARKSVILLE | 38 | 22 | 2 373 | 1 895 | 170 | PLAINFIELD | 56 | 42 | 7 854 | 7 622 | 675 |
| JEFFERSONVILLE | 238 | 188 | 34 128 | 33 128 | 3 457 | REMAINDER OF COUNTY | 174 | 104 | 9 505 | 8 577 | 691 |
| SELLERSBURG | 33 | 27 | 3 671 | 3 483 | 316 | HENRY COUNTY | 517 | 363 | 52 103 | 49 127 | 5 065 |
| REMAINDER OF COUNTY | 146 | 78 | 10 309 | 8 929 | 703 | NEW CASTLE | 262 | 208 | 35 822 | 34 768 | 3 807 |
| CLAY COUNTY | 337 | 211 | 21 814 | 19 564 | 1 842 | REMAINDER OF COUNTY | 255 | 155 | 16 281 | 14 359 | 1 258 |
| BRAZIL | 204 | 140 | 16 697 | 15 339 | 1 514 | HOWARD COUNTY | 615 | 443 | 69 969 | 65 449 | 7 700 |
| REMAINDER OF COUNTY | 133 | 71 | 5 117 | 4 225 | 328 | KOKOMO | 486 | 376 | 62 159 | 59 349 | 7 108 |
| CLINTON COUNTY | 330 | 254 | 33 743 | 32 569 | 3 432 | REMAINDER OF COUNTY | 129 | 67 | 7 810 | 6 100 | 592 |
| FRANKFORT | 202 | 172 | 26 021 | 25 637 | 2 801 | HUNTINGTON COUNTY | 422 | 294 | 34 640 | 31 158 | 3 450 |
| REMAINDER OF COUNTY | 128 | 82 | 7 722 | 6 932 | 631 | HUNTINGTON | 233 | 181 | 24 621 | 23 193 | 2 715 |
| CRAWFORD COUNTY | 132 | 54 | 6 211 | 4 249 | 260 | REMAINDER OF COUNTY | 189 | 113 | 10 019 | 7 965 | 735 |
| DAVISS COUNTY | 330 | 216 | 23 646 | 21 912 | 2 348 | JACKSON COUNTY | 358 | 246 | 29 985 | 27 691 | 3 015 |
| WASHINGTON | 199 | 147 | 17 861 | 17 023 | 1 984 | SEYMOUR | 173 | 143 | 21 204 | 20 682 | 2 462 |
| REMAINDER OF COUNTY | 131 | 69 | 5 785 | 4 889 | 364 | REMAINDER OF COUNTY | 185 | 103 | 8 781 | 7 009 | 553 |
| DEARBORN COUNTY | 307 | 217 | 25 742 | 23 806 | 2 293 | JASPER COUNTY | 261 | 159 | 21 400 | 19 586 | 1 929 |
| AURORA | 89 | 65 | 7 868 | 7 544 | 690 | RENSSELAER | 100 | 86 | 11 054 | 10 902 | 1 186 |
| GREENDALE | 2 | 2 | (D) | (D) | (D) | REMAINDER OF COUNTY | 161 | 73 | 10 346 | 8 684 | 743 |
| LAWRENCEBURG | 111 | 85 | 10 268 | 9 662 | 896 | JAY COUNTY | 263 | 189 | 19 904 | 18 672 | 1 750 |
| REMAINOER OF COUNTY | 105 | 65 | (D) | (D) | (D) | DUNKIRK (PART) ² | 47 | 33 | 3 418 | 3 204 | 264 |
| DECATUR COUNTY | 245 | 163 | 24 401 | 22 901 | 2 312 | PORTLAND | 131 | 103 | 11 933 | 11 447 | 1 156 |
| GREENSBURG | 144 | 116 | 19 353 | 18 745 | 1 945 | REMAINDER OF COUNTY | 85 | 53 | 4 553 | 4 021 | 330 |
| REMAINDER OF COUNTY | 101 | 47 | 5 048 | 4 156 | 367 | JEFFERSON COUNTY | 264 | 180 | 25 473 | 23 689 | 2 446 |
| DE KALB COUNTY | 336 | 260 | 30 283 | 29 007 | 2 848 | MADISON | 202 | 146 | 22 205 | 20 979 | 2 207 |
| AUBURN | 112 | 98 | 13 613 | 13 349 | 1 320 | REMAINDER OF COUNTY | 62 | 34 | 3 268 | 2 710 | 239 |
| GARRETT | 65 | 53 | 4 086 | 3 878 | 350 | JENNINGS COUNTY | 152 | 106 | 12 884 | 11 882 | 1 134 |
| REMAINOER OF COUNTY | 159 | 109 | 12 584 | 11 780 | 1 178 | NORTH VERNON | 98 | 76 | 9 898 | 9 424 | 937 |
| DELAWARE COUNTY | 1 038 | 756 | 115 790 | 111 236 | 13 323 | REMAINOER OF COUNTY | 54 | 30 | 2 986 | 2 458 | 197 |
| MUNCIE | 764 | 576 | 96 493 | 93 407 | 11 341 | JOHNSON COUNTY | 358 | 248 | 35 853 | 33 519 | 3 337 |
| REMAINDER OF COUNTY | 274 | 180 | 19 297 | 17 829 | 1 982 | EDINBURG (PART) ¹ | 51 | 35 | 3 076 | 2 742 | 292 |
| DUBOIS COUNTY | 327 | 221 | 28 825 | 26 865 | 2 615 | FRANKLIN | 128 | 94 | 16 758 | 15 856 | 1 631 |
| HUNTINGBURG | 76 | 58 | 5 360 | 5 130 | 452 | GREENWOOD | 50 | 38 | 6 920 | 6 724 | 718 |
| JASPER | 114 | 98 | 12 478 | 12 176 | 1 519 | REMAINOER OF COUNTY | 129 | 81 | 9 099 | 8 197 | 696 |
| REMAINOER OF COUNTY | 137 | 65 | 10 987 | 9 559 | 644 | KNOX COUNTY | 566 | 380 | 47 946 | 43 678 | 4 960 |
| ELKHART COUNTY | 1 081 | 779 | 128 070 | 121 588 | 13 808 | BICKNELL | 86 | 58 | 3 853 | 3 279 | 296 |
| ELKHART | 516 | 374 | 67 607 | 64 461 | 7 902 | VINCENNES | 319 | 235 | 36 831 | 34 685 | 4 086 |
| GOSHEN | 196 | 154 | 27 298 | 26 682 | 2 842 | REMAINDER OF COUNTY | 161 | 87 | 7 262 | 5 714 | 578 |
| NAPPANEE | 68 | 54 | 8 661 | 8 405 | 778 | KOSCIUSKO COUNTY | 539 | 367 | 54 792 | 51 152 | 4 961 |
| REMAINOER OF COUNTY | 301 | 197 | 24 504 | 22 040 | 2 286 | WARSAW | 178 | 136 | 24 710 | 23 790 | 2 394 |
| FAYETTE COUNTY | 244 | 192 | 24 509 | 23 253 | 2 345 | REMAINOER OF COUNTY | 361 | 231 | 30 082 | 27 362 | 2 567 |
| CONNERSVILLE | 219 | 175 | 22 766 | 21 758 | 2 237 | LAGRANGE COUNTY | 194 | 122 | 16 376 | 15 238 | 1 453 |
| REMAINOER OF COUNTY | 25 | 17 | 1 743 | 1 495 | 108 | LAKE COUNTY | 4 133 | 2 995 | 581 514 | 554 584 | 66 628 |
| FLOYO COUNTY | 485 | 343 | 48 820 | 46 084 | 5 384 | CROWN POINT | 105 | 85 | 18 476 | 18 006 | 1 936 |
| NEW ALBANY | 409 | 311 | 45 598 | 43 670 | 5 203 | OYER | 33 | 27 | 3 710 | 3 642 | 504 |
| REMAINOER OF COUNTY | 76 | 32 | 3 222 | 2 414 | 181 | EAST CHICAGO | 594 | 402 | 64 935 | 60 205 | 7 130 |
| FOUNTAIN COUNTY | 306 | 206 | 21 397 | 19 423 | 1 696 | EAST GARY | 68 | 44 | 9 137 | 8 201 | 786 |
| ATTICA | 102 | 82 | 8 107 | 7 607 | 750 | GARY | 1 539 | 1 143 | 214 990 | 206 114 | 26 142 |
| COVINGTON | 57 | 45 | 5 803 | 5 653 | 454 | GRIFFITH | 57 | 47 | 8 755 | 8 467 | 970 |
| REMAINOER OF COUNTY | 147 | 79 | 7 487 | 6 163 | 492 | HAMMOND | 850 | 638 | 161 123 | 155 313 | 19 622 |
| | | | | | | HIGHLAND | 88 | 66 | 13 182 | 12 704 | 1 255 |
| | | | | | | HOBART | 136 | 100 | 12 821 | 12 019 | 1 308 |

Standard Notes: - Represents zero. (D) Withheld to avoid disclosure. (NA) Not available. (X) Not applicable.
¹Edinburg is in Bartholomew and Johnson Counties. ²Dunkirk is in Blackford and Jay Counties.

TABLE 9. Counties; Cities of 2,500 Inhabitants or More: 1958—Continued

| County and city | Establishments | | Sales | | Payroll, entire year (\$1,000) | County and city | Establishments | | Sales | | Payroll, entire year (\$1,000) |
|-------------------------------|----------------|-----------------------|-------------------------------------|---------------------------------------|--------------------------------|-------------------------------|----------------|-----------------------|-------------------------------------|---------------------------------------|--------------------------------|
| | Total (number) | With payroll (number) | Total, all establishments (\$1,000) | Establishments with payroll (\$1,000) | | | Total (number) | With payroll (number) | Total, all establishments (\$1,000) | Establishments with payroll (\$1,000) | |
| LAKE COUNTY—CONTINUED | | | | | | RANDOLPH COUNTY | 353 | 235 | 28 658 | 26 512 | 2 468 |
| MUNSTER | 40 | 30 | 8 150 | 7 802 | 779 | UNION CITY | 76 | 56 | 6 157 | 5 813 | 670 |
| WHITING | 175 | 111 | 17 718 | 16 528 | 1 785 | WINCHESTER | 113 | 85 | 13 185 | 12 577 | 1 088 |
| REMAINDER OF COUNTY | 448 | 302 | 48 517 | 45 583 | 4 411 | REMAINDER OF COUNTY | 164 | 94 | 9 316 | 8 122 | 710 |
| LA PORTE COUNTY | 987 | 691 | 106 593 | 100 437 | 10 905 | RIPLEY COUNTY | 280 | 174 | 22 889 | 20 915 | 1 686 |
| LAKELAND | 5 | 5 | 689 | 689 | 61 | BATESVILLE | 45 | 41 | 4 500 | 4 414 | 346 |
| LA PORTE | 312 | 236 | 36 698 | 34 918 | 3 774 | REMAINDER OF COUNTY | 235 | 133 | 18 389 | 16 501 | 1 340 |
| MICHIGAN CITY | 426 | 312 | 49 440 | 46 822 | 5 534 | RUSH COUNTY | 240 | 162 | 22 198 | 20 552 | 1 926 |
| REMAINDER OF COUNTY | 244 | 138 | 19 766 | 18 008 | 1 536 | RUSHVILLE | 141 | 111 | 15 806 | 15 146 | 1 512 |
| LAWRENCE COUNTY | 409 | 275 | 34 529 | 31 573 | 3 273 | REMAINDER OF COUNTY | 99 | 51 | 6 392 | 5 406 | 414 |
| BEAUFORT | 219 | 171 | 23 971 | 22 785 | 2 453 | ST JOSEPH COUNTY | 2 080 | 1 542 | 273 610 | 262 472 | 33 564 |
| MITCHELL | 62 | 50 | 5 757 | 5 513 | 544 | MISHAWAKA | 349 | 267 | 42 433 | 40 511 | 4 400 |
| REMAINDER OF COUNTY | 128 | 54 | 4 801 | 3 275 | 276 | SOUTH BEND | 1 377 | 1 017 | 201 869 | 194 445 | 26 330 |
| MAISON COUNTY | 1 211 | 841 | 134 934 | 128 404 | 14 117 | REMAINDER OF COUNTY | 354 | 258 | 29 308 | 27 516 | 2 834 |
| ALEXANDRIA | 112 | 80 | 8 729 | 8 033 | 761 | SCOTT COUNTY | 158 | 102 | 12 682 | 11 354 | 1 131 |
| ANDERSON | 624 | 470 | 85 560 | 82 904 | 9 843 | SCOTTSBURG | 89 | 67 | 7 773 | 7 245 | 781 |
| ELWOOD | 154 | 114 | 14 822 | 14 152 | 1 571 | REMAINDER OF COUNTY | 69 | 35 | 4 909 | 4 109 | 350 |
| PENLETON | 30 | 24 | 2 817 | 2 755 | 284 | SHELBY COUNTY | 334 | 234 | 36 467 | 34 295 | 3 660 |
| REMAINDER OF COUNTY | 291 | 153 | 23 006 | 20 560 | 1 658 | SHELBYVILLE | 188 | 172 | 29 112 | 28 804 | 3 081 |
| MARION COUNTY | 5 794 | 4 288 | 943 202 | 914 104 | 121 007 | REMAINDER OF COUNTY | 146 | 62 | 7 355 | 5 491 | 579 |
| BEECH GROVE | 56 | 48 | 5 253 | 5 215 | 600 | SPENCER COUNTY | 204 | 138 | 11 795 | 10 443 | 886 |
| INDIANAPOLIS | 5 159 | 3 805 | 865 918 | 839 500 | 112 028 | STARKE COUNTY | 237 | 159 | 18 145 | 16 603 | 1 437 |
| LAWRENCE | 18 | 16 | 3 769 | (D) | 392 | KNOX | 79 | 63 | 8 622 | 8 238 | 724 |
| SPEEDWAY | 40 | 38 | 4 823 | (D) | 603 | REMAINDER OF COUNTY | 158 | 96 | 9 523 | 8 365 | 713 |
| REMAINDER OF COUNTY | 521 | 381 | 63 439 | 60 885 | 7 384 | STEUEN COUNTY | 332 | 232 | 28 282 | 25 942 | 2 518 |
| MARSHALL COUNTY | 465 | 311 | 37 721 | 34 995 | 3 310 | ANGOLA | 134 | 114 | 12 486 | 12 188 | 1 270 |
| BREMEN | 59 | 45 | 5 000 | 4 760 | 416 | REMAINDER OF COUNTY | 198 | 118 | 15 796 | 13 754 | 1 248 |
| PLYMOUTH | 171 | 135 | 17 815 | 17 063 | 1 784 | SULLIVAN COUNTY | 291 | 197 | 17 726 | 16 090 | 1 324 |
| REMAINDER OF COUNTY | 235 | 131 | 14 906 | 13 172 | 1 110 | SULLIVAN | 108 | 94 | 9 539 | 9 207 | 870 |
| MARTIN COUNTY | 111 | 83 | 9 147 | 8 501 | 812 | REMAINDER OF COUNTY | 183 | 103 | 8 187 | 6 883 | 454 |
| LOGSBOO | 60 | 48 | 4 936 | 4 584 | 421 | SWITZERLAND COUNTY | 94 | 48 | 3 974 | 3 046 | 228 |
| REMAINDER OF COUNTY | 51 | 35 | 4 211 | 3 917 | 391 | TIPPECANOE COUNTY | 692 | 564 | 103 630 | 101 120 | 12 779 |
| MIAMI COUNTY | 384 | 262 | 37 322 | 35 230 | 3 617 | LAFAYETTE | 470 | 396 | 76 637 | 75 175 | 9 471 |
| PERU | 232 | 172 | 27 369 | 26 353 | 2 810 | WEST LAFAYETTE | 72 | 62 | 15 094 | 14 758 | 2 155 |
| REMAINDER OF COUNTY | 152 | 90 | 9 953 | 8 877 | 807 | REMAINDER OF COUNTY | 150 | 106 | 11 899 | 11 187 | 1 153 |
| MONROE COUNTY | 448 | 352 | 55 899 | 52 961 | 6 164 | TIPTON COUNTY | 167 | 115 | 12 285 | 11 755 | 1 141 |
| BLOOMINGTON | 349 | 291 | 48 829 | 46 915 | 5 657 | TIPTON | 96 | 84 | 9 251 | 9 111 | 919 |
| REMAINDER OF COUNTY | 99 | 61 | 7 070 | 6 046 | 507 | REMAINDER OF COUNTY | 71 | 31 | 3 034 | 2 644 | 222 |
| MONTGOMERY COUNTY | 395 | 301 | 37 080 | 35 512 | 3 805 | UNION COUNTY | 63 | 53 | 5 811 | 5 587 | 537 |
| CRAWFORDSVILLE | 200 | 176 | 27 156 | 26 774 | 2 966 | VANOE BURGH COUNTY | 1 634 | 1 182 | 204 280 | 196 374 | 24 103 |
| REMAINDER OF COUNTY | 195 | 125 | 9 924 | 8 738 | 839 | EVANSVILLE | 1 502 | 1 112 | 197 484 | 190 390 | 23 374 |
| MORGAN COUNTY | 311 | 211 | 26 517 | 24 645 | 2 375 | REMAINDER OF COUNTY | 132 | 70 | 6 796 | 5 984 | 729 |
| MARTINSVILLE | 130 | 92 | 13 211 | 12 425 | 1 299 | VERMILLION COUNTY | 274 | 162 | 16 952 | 15 092 | 1 439 |
| REMAINDER OF COUNTY | 181 | 119 | 13 306 | 12 220 | 1 076 | CLINTON | 143 | 87 | 10 645 | 9 921 | 980 |
| NEWTON COUNTY | 204 | 144 | 14 328 | 13 152 | 1 299 | REMAINDER OF COUNTY | 131 | 75 | 6 307 | 5 171 | 459 |
| NOBLE COUNTY | 360 | 258 | 32 765 | 30 401 | 3 089 | VIGO COUNTY | 1 183 | 803 | 137 263 | 129 937 | 16 150 |
| KENOSVILLE | 121 | 99 | 13 189 | 12 911 | 1 469 | TERRE HAUTE | 963 | 677 | 126 011 | 120 533 | 15 269 |
| REMAINDER OF COUNTY | 239 | 159 | 19 576 | 17 490 | 1 620 | WEST TERRE HAUTE | 58 | 42 | 3 648 | 3 464 | 257 |
| OHIO COUNTY | 53 | 31 | 3 211 | 2 557 | 203 | REMAINDER OF COUNTY | 162 | 84 | 7 604 | 5 940 | 624 |
| ORANGE COUNTY | 227 | 149 | 13 759 | 12 205 | 1 031 | WABASH COUNTY | 355 | 247 | 36 735 | 34 495 | 3 355 |
| PAOLI | 54 | 44 | 4 596 | 4 374 | 375 | NORTH MANCHESTER | 81 | 59 | 8 190 | 7 700 | 728 |
| REMAINDER OF COUNTY | 173 | 105 | 9 163 | 7 831 | 656 | WABASH | 171 | 133 | 21 747 | 20 849 | 2 248 |
| OWEN COUNTY | 133 | 89 | 8 256 | 7 522 | 641 | REMAINDER OF COUNTY | 103 | 55 | 6 798 | 5 946 | 379 |
| PARKE COUNTY | 185 | 115 | 11 850 | 10 656 | 936 | WARREN COUNTY | 69 | 47 | 3 718 | 3 088 | 258 |
| PERRY COUNTY | 232 | 114 | 12 594 | 10 698 | 1 049 | WARRICK COUNTY | 237 | 147 | 16 893 | 14 743 | 1 434 |
| TELL CITY | 116 | 78 | 8 551 | 7 869 | 841 | BOONVILLE | 101 | 73 | 10 945 | 10 097 | 977 |
| REMAINDER OF COUNTY | 116 | 36 | 4 043 | 2 829 | 208 | REMAINDER OF COUNTY | 136 | 74 | 5 948 | 4 646 | 457 |
| PIKE COUNTY | 179 | 95 | 9 806 | 7 950 | 699 | WASHINGTON COUNTY | 188 | 114 | 12 868 | 11 142 | 975 |
| PETERSBURG | 60 | 50 | 4 804 | 4 502 | 432 | SALEM | 109 | 81 | 9 168 | 8 426 | 808 |
| REMAINDER OF COUNTY | 119 | 45 | 5 002 | 3 448 | 267 | REMAINDER OF COUNTY | 79 | 33 | 3 700 | 2 716 | 167 |
| PORTER COUNTY | 452 | 342 | 51 722 | 49 604 | 5 469 | WAYNE COUNTY | 743 | 557 | 83 745 | 79 679 | 9 003 |
| CHESTERTON | 81 | 57 | 6 844 | 6 332 | 566 | CAMBRIDGE CITY | 57 | 47 | 5 572 | 5 384 | 472 |
| VALPARAISO | 184 | 160 | 28 331 | 28 019 | 3 209 | RICHMOND | 499 | 397 | 67 461 | 65 299 | 7 774 |
| REMAINDER OF COUNTY | 187 | 125 | 16 547 | 15 253 | 1 694 | REMAINDER OF COUNTY | 187 | 113 | 10 712 | 8 996 | 757 |
| PODSEY COUNTY | 213 | 151 | 15 223 | 14 171 | 1 287 | WELLS COUNTY | 228 | 152 | 20 817 | 19 385 | 2 006 |
| MDUNT VERNDN | 105 | 79 | 8 476 | 7 988 | 777 | BLUFFTON | 122 | 88 | 12 459 | 11 937 | 1 353 |
| REMAINDER OF COUNTY | 108 | 72 | 6 747 | 6 183 | 510 | REMAINDER OF COUNTY | 106 | 64 | 8 358 | 7 448 | 653 |
| PULASKI COUNTY | 172 | 124 | 15 100 | 14 392 | 1 193 | WHITE COUNTY | 280 | 220 | 25 707 | 24 667 | 2 176 |
| PUTNAM COUNTY | 287 | 175 | 24 161 | 22 163 | 1 989 | MONTICELLO | 99 | 89 | 11 950 | 11 690 | 1 123 |
| GREENCASTLE | 123 | 103 | 15 574 | 15 230 | 1 410 | REMAINDER OF COUNTY | 181 | 131 | 13 757 | 12 977 | 1 053 |
| REMAINDER OF COUNTY | 164 | 72 | 8 587 | 6 933 | 579 | WHITLEY COUNTY | 238 | 168 | 20 308 | 18 814 | 1 841 |
| | | | | | | COLUMBIA CITY | 96 | 82 | 11 259 | 10 879 | 1 103 |
| | | | | | | REMAINDER OF COUNTY | 142 | 86 | 9 049 | 7 935 | 738 |

Standard Notes: - Represents zero. (D) Withheld to avoid disclosure. (NA) Not available. (X) Not applicable.

TABLE 10. Standard Metropolitan Statistical Areas: 1958

[Data are based on 1964 SMSA definitions]

| SIC code | Kind of business | Establishments | | Sales | | Establishments | | Sales | |
|-------------------------------|---|---|--------------|---------------------------|-----------------------------|--------------------------------|--------------|---------------------------|-----------------------------|
| | | Total | With payroll | Total, all establishments | Establishments with payroll | Total | With payroll | Total, all establishments | Establishments with payroll |
| | | (number) | (number) | (\$1,000) | (\$1,000) | (number) | (number) | (\$1,000) | (\$1,000) |
| | | CHICAGO, ILL.—NORTHWESTERN INDIANA SCA ¹ | | | | EVANSVILLE, INO.-KY., SMSA | | | |
| RETAIL TRADE, TOTAL | | 59 672 | 38 682 | 9 030 795 | 8 552 817 | 2 278 | 1 590 | 255 491 | 242 323 |
| S2 | LUMBER, BLDG MATLS, HOWE, FARM EQUIP. DEALERS | 2 899 | 1 873 | 410 982 | 386 000 | 145 | 103 | 15 322 | 14 698 |
| S3 PART* | GENERAL MERCHANDISE GROUP STORES* | 1 676 | 1 012 | 1 013 044 | 998 588 | 69 | 43 | 26 034 | 25 428 |
| S4 | FOOD STORES | 11 741 | 6 589 | 2 083 092 | 1 934 102 | 439 | 247 | 63 256 | 58 316 |
| S5 EX.S54 | AUTOMOTIVE DEALERS. | 1 899 | 1 505 | 1 162 615 | 1 152 775 | 108 | 88 | 41 531 | 41 139 |
| S5PT(S54) | GASOLINE SERVICE STATIONS | 4 980 | 3 996 | 530 867 | 495 337 | 292 | 222 | 19 377 | 17 711 |
| S6 | APPAREL, ACCESSORY STORES | 5 280 | 4 184 | 658 246 | 637 310 | 140 | 126 | 23 597 | 23 291 |
| S7 | FURNITURE, HOME FURNISHINGS, EQUIPMENT STORES | 3 246 | 2 280 | 448 755 | 430 035 | 137 | 95 | 14 151 | 13 391 |
| S8 | EATING, DRINKING PLACES | 14 320 | 9 466 | 810 419 | 712 127 | 492 | 394 | 20 224 | 18 808 |
| S9PT(S91) | DRUG STORES, PROPRIETARY STORES | 2 115 | 1 937 | 322 104 | 317 204 | 72 | 64 | 10 315 | 10 175 |
| S9 EX.S91 | OTHER RETAIL STORES | 8 618 | 5 114 | 796 465 | 727 227 | 277 | 167 | 13 116 | (D) |
| S3 PART* | NONSTORE RETAILERS* | 2 898 | 726 | 794 206 | 762 112 | 107 | 41 | 8 568 | (D) |
| | | FORT WAYNE SMSA | | | | GARY-HAMMOND-EAST CHICAGO SMSA | | | |
| RETAIL TRADE, TOTAL | | 1 783 | 1 333 | 298 949 | 290 295 | 4 585 | 3 337 | 633 236 | 604 188 |
| S2 | LUMBER, BLDG MATLS, HOWE, FARM EQUIP. DEALERS | 109 | 85 | 16 374 | 16 096 | 274 | 216 | 41 062 | 39 972 |
| S3 PART* | GENERAL MERCHANDISE GROUP STORES* | 74 | 46 | 44 852 | 44 226 | 131 | 83 | 72 553 | 71 865 |
| S4 | FOOD STORES | 187 | 147 | 63 525 | 62 339 | 889 | 515 | 178 013 | 166 785 |
| S5 EX.S54 | AUTOMOTIVE DEALERS. | 110 | 68 | 52 342 | 50 790 | 225 | 177 | 85 748 | 84 952 |
| S5PT(S54) | GASOLINE SERVICE STATIONS | 247 | 195 | 20 849 | 19 217 | 551 | 455 | 51 844 | 48 484 |
| S6 | APPAREL, ACCESSORY STORES | 108 | 94 | 16 555 | 16 209 | 374 | 330 | 43 913 | 42 915 |
| S7 | FURNITURE, HOME FURNISHINGS, EQUIPMENT STORES | 143 | 95 | 13 302 | 12 420 | 250 | 196 | 31 010 | 31 030 |
| S8 | EATING, DRINKING PLACES | 374 | 328 | 23 462 | 22 784 | 1 037 | 829 | 50 807 | 46 481 |
| S9PT(S91) | DRUG STORES, PROPRIETARY STORES | 75 | 69 | 9 242 | 9 138 | 133 | 127 | 20 998 | 20 952 |
| S9 EX.S91 | OTHER RETAIL STORES | 253 | 177 | 24 391 | 23 547 | 586 | 356 | 42 435 | 37 665 |
| S3 PART* | NONSTORE RETAILERS* | 103 | 29 | 14 055 | 13 529 | 135 | 53 | 13 953 | 13 087 |
| | | INDIANAPOLIS SMSA | | | | LOUISVILLE, KY.-INO., SMSA | | | |
| RETAIL TRADE, TOTAL | | 7 773 | 5 639 | 1 127 688 | 1 087 134 | 6 431 | 4 473 | 819 752 | 781 328 |
| S2 | LUMBER, BLDG MATLS, HOWE, FARM EQUIP. DEALERS | 558 | 374 | 68 200 | 64 696 | 346 | 228 | 42 742 | 40 224 |
| S3 PART* | GENERAL MERCHANDISE GROUP STORES* | 226 | 148 | 163 354 | 161 848 | 221 | 141 | 98 119 | 96 907 |
| S4 | FOOD STORES | 1 303 | 891 | 244 118 | 233 190 | 1 263 | 769 | 196 465 | 183 637 |
| S5 EX.S54 | AUTOMOTIVE DEALERS. | 431 | 327 | 193 022 | 190 320 | 315 | 211 | 146 538 | 144 068 |
| S5PT(S54) | GASOLINE SERVICE STATIONS | 986 | 818 | 78 478 | 73 744 | 743 | 593 | 59 153 | 54 775 |
| S6 | APPAREL, ACCESSORY STORES | 431 | 363 | 46 062 | 44 956 | 400 | 340 | 52 546 | 51 542 |
| S7 | FURNITURE, HOME FURNISHINGS, EQUIPMENT STORES | 520 | 352 | 58 709 | 56 229 | 307 | 223 | 40 051 | 38 857 |
| S8 | EATING, DRINKING PLACES | 1 435 | 1 213 | 85 302 | 81 662 | 1 303 | 1 011 | 68 665 | 63 801 |
| S9PT(S91) | DRUG STORES, PROPRIETARY STORES | 361 | 345 | 53 341 | 52 899 | 251 | 245 | 36 129 | 35 921 |
| S9 EX.S91 | OTHER RETAIL STORES | 1 058 | 680 | 95 954 | 90 084 | 948 | 638 | 61 972 | 56 634 |
| S3 PART* | NONSTORE RETAILERS* | 464 | 128 | 41 148 | 37 506 | 334 | 74 | 17 372 | 14 962 |
| | | MUNCIE SMSA | | | | SOUTH BEND SMSA | | | |
| RETAIL TRADE, TOTAL | | 1 038 | 756 | 115 790 | 111 236 | 2 545 | 1 853 | 311 331 | 297 467 |
| S2 | LUMBER, BLDG MATLS, HOWE, FARM EQUIP. DEALERS | 82 | 62 | 8 528 | 8 202 | 213 | 155 | 25 857 | 24 303 |
| S3 PART* | GENERAL MERCHANDISE GROUP STORES* | 40 | 22 | 12 674 | 12 528 | 77 | 57 | 38 135 | 37 801 |
| S4 | FOOD STORES | 137 | 99 | 30 690 | 29 666 | 395 | 265 | 69 101 | 65 579 |
| S5 EX.S54 | AUTOMOTIVE DEALERS. | 73 | 45 | 19 438 | 19 060 | 137 | 97 | 52 138 | 51 140 |
| S5PT(S54) | GASOLINE SERVICE STATIONS | 146 | 98 | 8 764 | 7 666 | 357 | 289 | 24 247 | 22 571 |
| S6 | APPAREL, ACCESSORY STORES | 78 | 72 | 5 556 | 5 402 | 142 | 120 | 19 974 | 19 680 |
| S7 | FURNITURE, HOME FURNISHINGS, EQUIPMENT STORES | 75 | 51 | 6 257 | 5 769 | 175 | 113 | 18 509 | 17 347 |
| S8 | EATING, DRINKING PLACES | 181 | 165 | 8 231 | 8 081 | 485 | 421 | 22 509 | 21 485 |
| S9PT(S91) | DRUG STORES, PROPRIETARY STORES | 25 | 25 | 4 177 | 4 177 | 83 | 77 | 11 018 | 10 794 |
| S9 EX.S91 | OTHER RETAIL STORES | 157 | 101 | 9 622 | 9 052 | 369 | 229 | 24 352 | 22 222 |
| S3 PART* | NONSTORE RETAILERS* | 44 | 16 | 1 853 | 1 633 | 112 | 30 | 5 491 | 4 545 |
| | | TERRE HAUTE SMSA | | | | | | | |
| RETAIL TRADE, TOTAL | | 2 085 | 1 373 | 193 755 | 180 683 | | | | |
| S2 | LUMBER, BLDG MATLS, HOWE, FARM EQUIP. DEALERS | 141 | 115 | 14 646 | 14 176 | | | | |
| S3 PART* | GENERAL MERCHANDISE GROUP STORES* | 83 | 55 | 27 034 | 26 454 | | | | |
| S4 | FOOD STORES | 409 | 193 | 43 305 | 38 343 | | | | |
| S5 EX.S54 | AUTOMOTIVE DEALERS. | 130 | 96 | 37 693 | 36 859 | | | | |
| S5PT(S54) | GASOLINE SERVICE STATIONS | 277 | 193 | 15 548 | 13 522 | | | | |
| S6 | APPAREL, ACCESSORY STORES | 87 | 71 | 6 600 | 6 376 | | | | |
| S7 | FURNITURE, HOME FURNISHINGS, EQUIPMENT STORES | 114 | 76 | 9 883 | 9 369 | | | | |
| S8 | EATING, DRINKING PLACES | 461 | 341 | 14 360 | 12 598 | | | | |
| S9PT(S91) | DRUG STORES, PROPRIETARY STORES | 62 | 60 | 7 160 | 7 146 | | | | |
| S9 EX.S91 | OTHER RETAIL STORES | 261 | 159 | (D) | 13 411 | | | | |
| S3 PART* | NONSTORE RETAILERS | 60 | 13 | (D) | 2 382 | | | | |

Standard Notes: - Represents zero. (D) Withheld to avoid disclosure. (NA) Not available. (X) Not applicable.
 *Nonstore retailers, part of SIC major group 53, are shown separately in this table.
¹Chicago, Ill.-Northwestern Indiana Standard Consolidated Area.

TABLE 11. Counties With 500 Establishments or More: 1958

| SIC code | Kind of business | Establishments | | Sales | | Establishments | | Sales | |
|-----------|---|----------------|-----------------------|-------------------------------------|---------------------------------------|----------------|-----------------------|-------------------------------------|---------------------------------------|
| | | Total (number) | With payroll (number) | Total, all establishments (\$1,000) | Establishments with payroll (\$1,000) | Total (number) | With payroll (number) | Total, all establishments (\$1,000) | Establishments with payroll (\$1,000) |
| | RETAIL TRADE, TOTAL | 507 | 357 | 55 496 | 52 408 | 520 | 362 | 54 105 | 50 811 |
| | BARTHOLOMEW COUNTY | | | | | | | | |
| | CLARK COUNTY | | | | | | | | |
| 52 | LUMBER, BLDG MATLS, HDWE, FARM EQUIP. DEALERS | 40 | 30 | 7 948 | 7 782 | 32 | 26 | 3 533 | 3 383 |
| 53 PART* | GENERAL MERCHANDISE GROUP STORES* | 25 | 17 | 5 347 | 5 183 | 9 | 7 | 2 559 | (D) |
| 54 | FOOD STORES | 90 | 56 | 12 814 | 11 844 | 107 | 59 | 16 503 | 15 247 |
| 55 EX.554 | AUTOMOTIVE DEALERS | 41 | 29 | 8 234 | 7 918 | 27 | 25 | 10 312 | (D) |
| 55PT(554) | GASOLINE SERVICE STATIONS | 71 | 47 | 4 514 | 3 936 | 106 | 80 | 8 519 | 7 855 |
| 56 | APPAREL, ACCESSORY STORES | 21 | 19 | 1 999 | (D) | 22 | 20 | 1 617 | (D) |
| 57 | FURNITURE, HOME FURNISHINGS, EQUIPMENT STORES | 38 | 26 | 2 840 | 2 644 | 19 | 11 | 1 006 | 850 |
| 58 | EATING, DRINKING PLACES | 94 | 80 | 4 351 | 4 131 | 92 | 74 | 3 646 | 3 384 |
| 59PT(591) | DRUG STORES, PROPRIETARY STORES | 12 | 12 | 1 945 | 1 945 | 16 | 16 | 1 841 | 1 841 |
| 59 EX.591 | OTHER RETAIL STORES | 58 | 36 | 4 580 | 4 294 | 69 | 41 | 4 257 | 3 801 |
| 53 PART* | NONSTORE RETAILERS* | 17 | 5 | 924 | (D) | 21 | 3 | 312 | (D) |
| | ELKHART COUNTY | | | | | | | | |
| | GRANT COUNTY | | | | | | | | |
| | RETAIL TRADE, TOTAL | 1 081 | 779 | 128 070 | 121 588 | 754 | 510 | 79 166 | 74 692 |
| 52 | LUMBER, BLDG MATLS, HDWE, FARM EQUIP. DEALERS | 100 | 72 | 10 865 | 10 331 | 55 | 43 | 7 175 | 7 041 |
| 53 PART* | GENERAL MERCHANDISE GROUP STORES* | 46 | 32 | 12 308 | 11 898 | 39 | 19 | 7 353 | 6 859 |
| 54 | FOOD STORES | 151 | 103 | 27 614 | 26 206 | 126 | 72 | 19 717 | 18 335 |
| 55 EX.554 | AUTOMOTIVE DEALERS | 92 | 60 | 25 194 | 24 466 | 56 | 38 | 13 538 | 13 278 |
| 55PT(554) | GASOLINE SERVICE STATIONS | 132 | 94 | 10 366 | 9 114 | 99 | 73 | 7 162 | 6 592 |
| 56 | APPAREL, ACCESSORY STORES | 71 | 59 | 6 475 | 6 241 | 46 | 42 | 5 226 | 5 110 |
| 57 | FURNITURE, HOME FURNISHINGS, EQUIPMENT STORES | 83 | 59 | 5 398 | 5 090 | 54 | 38 | 4 268 | 4 126 |
| 58 | EATING, DRINKING PLACES | 167 | 143 | 7 305 | 6 993 | 146 | 116 | 5 732 | 5 336 |
| 59PT(591) | DRUG STORES, PROPRIETARY STORES | 31 | 31 | 4 381 | 4 381 | 20 | 18 | 3 864 | (D) |
| 59 EX.591 | OTHER RETAIL STORES | 159 | 117 | 16 605 | 15 787 | 92 | 48 | 4 851 | 4 087 |
| 53 PART* | NONSTORE RETAILERS* | 49 | 9 | 1 559 | 1 081 | 21 | 3 | 280 | (D) |
| | HENRY COUNTY | | | | | | | | |
| | HOWARD COUNTY | | | | | | | | |
| | RETAIL TRADE, TOTAL | 517 | 363 | 52 103 | 49 127 | 615 | 443 | 69 969 | 65 449 |
| 52 | LUMBER, BLDG MATLS, HDWE, FARM EQUIP. DEALERS | 56 | 36 | 5 862 | 5 528 | 54 | 36 | 6 175 | 5 679 |
| 53 PART* | GENERAL MERCHANDISE GROUP STORES* | 14 | 12 | 3 447 | (D) | 17 | 15 | 8 537 | (D) |
| 54 | FOOD STORES | 89 | 55 | 12 943 | 11 899 | 86 | 52 | 16 740 | 15 680 |
| 55 EX.554 | AUTOMOTIVE DEALERS | 39 | 33 | 10 551 | 10 529 | 42 | 22 | 10 512 | 9 858 |
| 55PT(554) | GASOLINE SERVICE STATIONS | 82 | 52 | 4 218 | 3 528 | 78 | 58 | 5 118 | 4 148 |
| 56 | APPAREL, ACCESSORY STORES | 28 | 26 | 2 240 | (D) | 51 | 45 | 3 973 | 3 865 |
| 57 | FURNITURE, HOME FURNISHINGS, EQUIPMENT STORES | 45 | 27 | 2 637 | 2 319 | 44 | 32 | 3 884 | 3 666 |
| 58 | EATING, DRINKING PLACES | 64 | 60 | 2 410 | 2 368 | 115 | 101 | 4 664 | 4 378 |
| 59PT(591) | DRUG STORES, PROPRIETARY STORES | 13 | 13 | 1 456 | 1 456 | 15 | 15 | 2 864 | 2 864 |
| 59 EX.591 | OTHER RETAIL STORES | 74 | 44 | 5 628 | 5 210 | 93 | 61 | 6 722 | 6 228 |
| 53 PART* | NONSTORE RETAILERS* | 13 | 5 | 711 | (D) | 20 | 6 | 780 | (D) |
| | KNOX COUNTY | | | | | | | | |
| | KOSCIUSKO COUNTY | | | | | | | | |
| | RETAIL TRADE, TOTAL | 566 | 380 | 47 946 | 43 678 | 539 | 367 | 54 792 | 51 152 |
| 52 | LUMBER, BLDG MATLS, HDWE, FARM EQUIP. DEALERS | 42 | 34 | 5 289 | 5 071 | 60 | 38 | 8 224 | 7 804 |
| 53 PART* | GENERAL MERCHANDISE GROUP STORES* | 27 | 17 | 6 923 | 6 795 | 31 | 21 | 3 842 | 3 600 |
| 54 | FOOD STORES | 107 | 49 | 11 493 | 9 771 | 74 | 42 | 10 188 | 9 176 |
| 55 EX.554 | AUTOMOTIVE DEALERS | 26 | 20 | 7 262 | 6 872 | 34 | 28 | 9 066 | 8 990 |
| 55PT(554) | GASOLINE SERVICE STATIONS | 90 | 54 | 4 400 | 3 560 | 64 | 44 | 4 533 | 3 843 |
| 56 | APPAREL, ACCESSORY STORES | 25 | 25 | 1 629 | 1 629 | 27 | 23 | 1 896 | 1 850 |
| 57 | FURNITURE, HOME FURNISHINGS, EQUIPMENT STORES | 32 | 28 | 2 585 | 2 565 | 31 | 23 | 1 715 | 1 553 |
| 58 | EATING, DRINKING PLACES | 104 | 80 | 2 759 | 2 493 | 85 | 69 | 3 049 | 2 767 |
| 59PT(591) | DRUG STORES, PROPRIETARY STORES | 21 | 17 | 1 453 | 1 401 | 13 | 13 | 1 450 | 1 450 |
| 59 EX.591 | OTHER RETAIL STORES | 78 | 52 | 3 308 | (D) | 81 | 53 | 9 581 | 9 197 |
| 53 PART* | NONSTORE RETAILERS* | 14 | 4 | 845 | (D) | 39 | 13 | 1 248 | 922 |
| | LAKE COUNTY | | | | | | | | |
| | LA PORTE COUNTY | | | | | | | | |
| | RETAIL TRADE, TOTAL | 4 133 | 2 995 | 581 514 | 554 584 | 987 | 691 | 106 593 | 100 437 |
| 52 | LUMBER, BLDG MATLS, HDWE, FARM EQUIP. DEALERS | 235 | 181 | 35 329 | 34 423 | 73 | 49 | 7 092 | 6 602 |
| 53 PART* | GENERAL MERCHANDISE GROUP STORES* | 112 | 70 | 68 319 | 67 687 | 35 | 25 | 8 794 | 8 522 |
| 54 | FOOD STORES | 826 | 476 | 165 346 | 154 670 | 172 | 118 | 27 345 | 26 031 |
| 55 EX.554 | AUTOMOTIVE DEALERS | 190 | 150 | 77 084 | 76 386 | 53 | 49 | 15 586 | 15 384 |
| 55PT(554) | GASOLINE SERVICE STATIONS | 492 | 408 | 45 259 | 42 319 | 150 | 96 | 11 764 | 10 612 |
| 56 | APPAREL, ACCESSORY STORES | 345 | 305 | 42 265 | 41 323 | 60 | 58 | 6 706 | (D) |
| 57 | FURNITURE, HOME FURNISHINGS, EQUIPMENT STORES | 231 | 179 | 30 331 | 29 473 | 62 | 34 | 3 480 | 2 860 |
| 58 | EATING, DRINKING PLACES | 943 | 745 | 46 372 | 42 196 | 224 | 164 | 9 210 | 8 114 |
| 59PT(591) | DRUG STORES, PROPRIETARY STORES | 120 | 116 | 19 384 | 19 354 | 18 | 18 | 3 354 | 3 354 |
| 59 EX.591 | OTHER RETAIL STORES | 520 | 318 | 38 518 | 34 258 | 108 | 72 | 11 877 | 11 173 |
| 53 PART* | NONSTORE RETAILERS* | 119 | 47 | 13 307 | 12 495 | 32 | 8 | 1 385 | (D) |

Standard Notes: - Represents zero. (D) Withheld to avoid disclosure. (NA) Not available. (X) Not applicable.
 *Nonstore retailers, part of SIC major group 53, are shown separately in this table.

ALLEN COUNTY coextensive with Fort Wayne SMSA, see Table 10.
 DELAWARE COUNTY coextensive with Muncie SMSA, see Table 10.

TABLE 11. Counties With 500 Establishments or More: 1958-Continued

| SIC code | Kind of business | Establishments | | Sales | | Establishments | | Sales | |
|--------------------|---|----------------|-----------------------|-------------------------------------|---------------------------------------|----------------|-----------------------|-------------------------------------|---------------------------------------|
| | | Total (number) | With payroll (number) | Total, all establishments (\$1,000) | Establishments with payroll (\$1,000) | Total (number) | With payroll (number) | Total, all establishments (\$1,000) | Establishments with payroll (\$1,000) |
| MADISON COUNTY | | | | | | | | | |
| | RETAIL TRADE, TOTAL | 1 211 | 841 | 134 934 | 128 404 | 5 794 | 4 288 | 943 202 | 914 104 |
| 52 | LUMBER, BLOG MATLS, HOWE, FARM EQUIP. DEALERS | 108 | 80 | 13 026 | 12 674 | 349 | 229 | 47 107 | 44 637 |
| 53 PART* | GENERAL MERCHANOISE GROUP STORES* | 35 | 29 | 12 647 | 12 433 | 146 | 96 | 153 885 | 152 909 |
| 54 | FOOD STORES | 170 | 96 | 37 863 | 35 943 | 967 | 685 | 198 565 | 191 313 |
| 55 EX.554 | AUTOMOTIVE DEALERS | 71 | 57 | 20 157 | 20 005 | 312 | 234 | 158 642 | 156 384 |
| 55PT(554) | GASOLINE SERVICE STATIONS | 168 | 122 | 9 178 | 8 026 | 700 | 606 | 60 432 | 57 584 |
| 56 | APPAREL, ACCESSORY STORES | 79 | 63 | 6 604 | 6 210 | 323 | 283 | 38 983 | 38 339 |
| 57 | FURNITURE, HOME FURNISHINGS, EQUIPMENT STORES | 102 | 62 | 6 770 | 6 048 | 374 | 258 | 50 201 | 48 349 |
| 58 | EATING, DRINKING PLACES | 219 | 187 | 8 986 | 8 536 | 1 150 | 968 | 74 865 | 71 769 |
| 59PT(591) | DRUG STORES, PROPRIETARY STORES | 36 | 36 | 5 733 | 5 733 | 297 | 287 | 46 400 | 46 012 |
| 59 EX.591 | OTHER RETAIL STORES | 166 | 98 | 11 080 | 10 402 | 814 | 530 | 74 892 | 70 364 |
| 53 PART* | NONSTORE RETAILERS* | 57 | 11 | 2 890 | 2 394 | 362 | 112 | 39 230 | 36 444 |
| MARION COUNTY | | | | | | | | | |
| | RETAIL TRADE, TOTAL | 2 080 | 1 542 | 273 610 | 262 472 | 692 | 564 | 103 630 | 101 120 |
| 52 | LUMBER, BLOG MATLS, HOWE, FARM EQUIP. DEALERS | 158 | 112 | 20 970 | 19 662 | 45 | 41 | 7 707 | 7 573 |
| 53 PART* | GENERAL MERCHANOISE GROUP STORES* | 55 | 43 | 35 602 | 35 458 | 23 | 15 | 16 820 | 16 738 |
| 54 | FOOD STORES | 343 | 231 | 61 175 | 58 045 | 73 | 63 | 22 964 | 22 584 |
| 55 EX.554 | AUTOMOTIVE DEALERS | 105 | 71 | 46 059 | 45 151 | 38 | 28 | 13 075 | 12 691 |
| 55PT(554) | GASOLINE SERVICE STATIONS | 289 | 243 | 20 342 | 19 254 | 105 | 87 | 8 563 | 8 011 |
| 56 | APPAREL, ACCESSORY STORES | 123 | 103 | 18 546 | 18 286 | 55 | 51 | 6 377 | 6 181 |
| 57 | FURNITURE, HOME FURNISHINGS, EQUIPMENT STORES | 151 | 93 | 17 139 | 16 065 | 48 | 30 | 5 726 | 5 570 |
| 58 | EATING, DRINKING PLACES | 409 | 361 | 20 105 | 19 307 | 146 | 136 | 8 621 | 8 563 |
| 59PT(591) | DRUG STORES, PROPRIETARY STORES | 73 | 67 | 10 124 | 9 900 | 28 | 28 | 5 096 | 5 088 |
| 59 EX.591 | OTHER RETAIL STORES | 299 | 191 | 18 556 | 16 874 | 104 | 74 | 6 720 | 6 220 |
| 53 PART* | NONSTORE RETAILERS* | 75 | 27 | 4 992 | 4 470 | 27 | 11 | 1 961 | 1 801 |
| ST. JOSEPH COUNTY | | | | | | | | | |
| TIPPECANOE COUNTY | | | | | | | | | |
| VANDERBURGH COUNTY | | | | | | | | | |
| VIGO COUNTY | | | | | | | | | |
| | RETAIL TRADE, TOTAL | 1 634 | 1 182 | 204 280 | 196 374 | 1 183 | 803 | 137 263 | 129 937 |
| 52 | LUMBER, BLOG MATLS, HOWE, FARM EQUIP. DEALERS | 87 | 61 | 8 516 | 8 170 | 60 | 48 | 8 130 | 7 846 |
| 53 PART* | GENERAL MERCHANOISE GROUP STORES* | 39 | 29 | 23 231 | 23 075 | 36 | 28 | 22 811 | 22 671 |
| 54 | FOOD STORES | 289 | 179 | 48 168 | 45 526 | 229 | 107 | 28 303 | 25 355 |
| 55 EX.554 | AUTOMOTIVE DEALERS | 76 | 60 | 32 162 | 31 786 | 63 | 43 | 25 168 | 24 852 |
| 55PT(554) | GASOLINE SERVICE STATIONS | 211 | 169 | 15 385 | 14 361 | 151 | 117 | 10 840 | 9 740 |
| 56 | APPAREL, ACCESSORY STORES | 114 | 102 | 21 493 | 21 261 | 49 | 41 | 4 801 | 4 669 |
| 57 | FURNITURE, HOME FURNISHINGS, EQUIPMENT STORES | 101 | 71 | 11 975 | 11 667 | 65 | 49 | 7 635 | 7 373 |
| 58 | EATING, DRINKING PLACES | 373 | 305 | 16 472 | 15 524 | 291 | 213 | 10 467 | 9 257 |
| 59PT(591) | DRUG STORES, PROPRIETARY STORES | 50 | 48 | 8 889 | (0) | 40 | 38 | 5 627 | (0) |
| 59 EX.591 | OTHER RETAIL STORES | 199 | 121 | 9 984 | 8 940 | 159 | 107 | 10 869 | 10 185 |
| 53 PART* | NONSTORE RETAILERS* | 95 | 37 | 8 005 | (0) | 40 | 12 | 2 612 | (0) |
| WAYNE COUNTY | | | | | | | | | |
| | RETAIL TRADE, TOTAL | 743 | 557 | 83 745 | 79 679 | | | | |
| 52 | LUMBER, BLOG MATLS, HOWE, FARM EQUIP. DEALERS | 52 | 42 | 6 123 | 5 983 | | | | |
| 53 PART* | GENERAL MERCHANOISE GROUP STORES* | 30 | 20 | 6 105 | 5 959 | | | | |
| 54 | FOOD STORES | 118 | 76 | 20 029 | 18 895 | | | | |
| 55 EX.554 | AUTOMOTIVE DEALERS | 52 | 32 | 15 482 | 14 954 | | | | |
| 55PT(554) | GASOLINE SERVICE STATIONS | 100 | 88 | 7 093 | 6 715 | | | | |
| 56 | APPAREL, ACCESSORY STORES | 45 | 45 | 5 320 | 5 320 | | | | |
| 57 | FURNITURE, HOME FURNISHINGS, EQUIPMENT STORES | 46 | 36 | 4 273 | 4 007 | | | | |
| 58 | EATING, DRINKING PLACES | 125 | 113 | 5 989 | 5 735 | | | | |
| 59PT(591) | DRUG STORES, PROPRIETARY STORES | 20 | 16 | 2 383 | 2 243 | | | | |
| 59 EX.591 | OTHER RETAIL STORES | 123 | 81 | 9 207 | 8 497 | | | | |
| 53 PART* | NONSTORE RETAILERS* | 32 | 8 | 1 741 | 1 371 | | | | |

Standard Notes: - Represents zero. (D) Withheld to avoid disclosure. (NA) Not available. (X) Not applicable.
 *Nonstore retailers, part of SIC major group 53, are shown separately in this table.

TABLE 12. Cities With 500 Establishments or More: 1958


| SIC code | Kind of business | Establishments | | Sales | | Establishments | | Sales | |
|-----------|---|----------------|-----------------------|-------------------------------------|---------------------------------------|----------------|-----------------------|-------------------------------------|---------------------------------------|
| | | Total (number) | With payroll (number) | Total, all establishments (\$1,000) | Establishments with payroll (\$1,000) | Total (number) | With payroll (number) | Total, all establishments (\$1,000) | Establishments with payroll (\$1,000) |
| | | ANDERSON | | | | EAST CHICAGO | | | |
| | RETAIL TRADE, TOTAL | 624 | 470 | 85 560 | 82 904 | 594 | 402 | 64 935 | 60 205 |
| 52 | LUMBER, BLOG MATLS, HOWE, FARM EQUIP. DEALERS | 55 | 37 | 4 852 | 4 662 | 16 | 14 | 3 341 | (D) |
| 53 PART* | GENERAL MERCHANDISE GROUP STORES* | 17 | 15 | 10 014 | (D) | 14 | 6 | 1 680 | 1 636 |
| 54 | FOOD STORES | 82 | 50 | 26 116 | 25 332 | 147 | 63 | 17 435 | 15 443 |
| 55 EX.554 | AUTOMOTIVE DEALERS | 38 | 34 | 14 096 | 13 998 | 19 | 19 | 9 691 | 9 691 |
| 55PT(554) | GASOLINE SERVICE STATIONS | 79 | 67 | 4 834 | 4 464 | 43 | 33 | 3 610 | 3 144 |
| 56 | APPAREL, ACCESSORY STORES | 44 | 40 | 4 898 | 4 764 | 56 | 52 | 6 139 | 6 029 |
| 57 | FURNITURE, HOME FURNISHINGS, EQUIPMENT STORES | 61 | 37 | 4 527 | 4 071 | 22 | 14 | 3 153 | 3 055 |
| 58 | EATING, DRINKING PLACES | 111 | 99 | 5 619 | 5 491 | 182 | 134 | 9 206 | 8 046 |
| 59PT(591) | DRUG STORES, PROPRIETARY STORES | 26 | 26 | 4 078 | 4 078 | 18 | 16 | 2 254 | (D) |
| 59 EX.591 | OTHER RETAIL STORES | 90 | 60 | 4 466 | 4 106 | 70 | 44 | 6 555 | 5 729 |
| 53 PART* | NONSTORE RETAILERS* | 21 | 5 | 2 060 | (D) | 7 | 7 | 1 871 | 1 871 |
| | | ELKHART | | | | EVANSVILLE | | | |
| | RETAIL TRADE, TOTAL | 516 | 374 | 67 607 | 64 461 | 1 502 | 1 112 | 197 484 | 190 390 |
| 52 | LUMBER, BLOG MATLS, HOWE, FARM EQUIP. DEALERS | 32 | 22 | 3 323 | 3 183 | 78 | 58 | 8 079 | 7 787 |
| 53 PART* | GENERAL MERCHANDISE GROUP STORES* | 21 | 13 | 8 807 | 8 765 | 34 | 24 | 22 533 | 22 377 |
| 54 | FOOD STORES | 67 | 49 | 15 622 | 14 962 | 268 | 170 | 46 172 | 43 790 |
| 55 EX.554 | AUTOMOTIVE DEALERS | 54 | 32 | 14 351 | 13 713 | 72 | 58 | (D) | (D) |
| 55PT(554) | GASOLINE SERVICE STATIONS | 65 | 39 | 5 651 | 4 755 | 191 | 157 | 14 551 | 13 655 |
| 56 | APPAREL, ACCESSORY STORES | 47 | 31 | 3 610 | 3 516 | 111 | 101 | (D) | (D) |
| 57 | FURNITURE, HOME FURNISHINGS, EQUIPMENT STORES | 32 | 30 | 2 477 | 2 309 | 94 | 66 | 11 695 | 11 399 |
| 58 | EATING, DRINKING PLACES | 88 | 76 | 3 710 | 3 586 | 335 | 281 | 15 015 | 14 281 |
| 59PT(591) | DRUG STORES, PROPRIETARY STORES | 18 | 18 | 2 939 | 2 939 | 50 | 48 | 8 889 | (D) |
| 59 EX.591 | OTHER RETAIL STORES | 74 | 58 | 6 149 | 5 865 | 188 | 114 | 9 576 | 8 564 |
| 53 PART* | NONSTORE RETAILERS* | 18 | 6 | 968 | 868 | 81 | 35 | (D) | 7 075 |
| | | FORT WAYNE | | | | GARY | | | |
| | RETAIL TRADE, TOTAL | 1 415 | 1 113 | 258 942 | 253 176 | 1 539 | 1 143 | 214 990 | 206 114 |
| 52 | LUMBER, BLOG MATLS, HOWE, FARM EQUIP. DEALERS | 72 | 52 | 10 760 | 10 520 | 82 | 62 | 9 882 | 9 562 |
| 53 PART* | GENERAL MERCHANDISE GROUP STORES* | 39 | 35 | 43 418 | 43 306 | 39 | 25 | 29 680 | 29 412 |
| 54 | FOOD STORES | 148 | 126 | 53 807 | 53 193 | 334 | 184 | 55 670 | 51 660 |
| 55 EX.554 | AUTOMOTIVE DEALERS | 87 | 51 | 47 282 | 45 926 | 68 | 52 | 27 690 | 27 438 |
| 55PT(554) | GASOLINE SERVICE STATIONS | 176 | 146 | 14 582 | 13 654 | 172 | 144 | 14 977 | 14 245 |
| 56 | APPAREL, ACCESSORY STORES | 95 | 87 | 16 052 | 15 786 | 139 | 125 | 18 580 | 18 292 |
| 57 | FURNITURE, HOME FURNISHINGS, EQUIPMENT STORES | 122 | 84 | 11 736 | 11 158 | 97 | 81 | 12 888 | 12 580 |
| 58 | EATING, DRINKING PLACES | 324 | 288 | 21 141 | 20 607 | 321 | 275 | 16 266 | 15 242 |
| 59PT(591) | DRUG STORES, PROPRIETARY STORES | 67 | 61 | 8 171 | (D) | 45 | 45 | 7 589 | 7 589 |
| 59 EX.591 | OTHER RETAIL STORES | 220 | 156 | 18 304 | 17 544 | 200 | 132 | 15 759 | 14 285 |
| 53 PART* | NONSTORE RETAILERS* | 65 | 27 | 13 689 | (D) | 42 | 18 | 6 009 | 5 809 |
| | | HAMMOND | | | | INDIANAPOLIS | | | |
| | RETAIL TRADE, TOTAL | 850 | 638 | 161 123 | 155 313 | 5 159 | 3 805 | 865 918 | 839 500 |
| 52 | LUMBER, BLOG MATLS, HOWE, FARM EQUIP. DEALERS | 51 | 39 | 7 890 | 7 572 | 295 | 189 | 38 759 | 36 533 |
| 53 PART* | GENERAL MERCHANDISE GROUP STORES* | 27 | 17 | 29 337 | 29 249 | 133 | 87 | 153 096 | 152 182 |
| 54 | FOOD STORES | 144 | 92 | 42 212 | 40 182 | 860 | 604 | 174 572 | 167 884 |
| 55 EX.554 | AUTOMOTIVE DEALERS | 50 | 38 | 21 972 | 21 692 | 286 | 212 | 150 223 | 148 175 |
| 55PT(554) | GASOLINE SERVICE STATIONS | 94 | 80 | 9 215 | 8 423 | 586 | 502 | 50 009 | 47 573 |
| 56 | APPAREL, ACCESSORY STORES | 83 | 77 | 13 227 | 13 003 | 308 | 270 | 37 741 | 37 109 |
| 57 | FURNITURE, HOME FURNISHINGS, EQUIPMENT STORES | 59 | 47 | 10 755 | 10 567 | 335 | 239 | 47 666 | 45 996 |
| 58 | EATING, DRINKING PLACES | 181 | 143 | 10 569 | 9 657 | 1 027 | 855 | 65 891 | 63 001 |
| 59PT(591) | DRUG STORES, PROPRIETARY STORES | 27 | 27 | 5 204 | 5 204 | 258 | 248 | 39 608 | 39 220 |
| 59 EX.591 | OTHER RETAIL STORES | 104 | 68 | 7 144 | 6 488 | 759 | 497 | 70 823 | 66 603 |
| 53 PART* | NONSTORE RETAILERS* | 30 | 10 | 3 598 | 3 276 | 312 | 102 | 37 530 | 35 224 |
| | | MUNCIE | | | | SOUTH BEND | | | |
| | RETAIL TRADE, TOTAL | 764 | 576 | 96 493 | 93 407 | 1 377 | 1 017 | 201 869 | 194 445 |
| 52 | LUMBER, BLOG MATLS, HOWE, FARM EQUIP. DEALERS | 44 | 34 | 5 388 | 5 160 | 87 | 61 | 12 325 | 11 269 |
| 53 PART* | GENERAL MERCHANDISE GROUP STORES* | 28 | 16 | 12 230 | 12 152 | 40 | 28 | 34 185 | 34 041 |
| 54 | FOOD STORES | 99 | 73 | 27 684 | 26 994 | 228 | 150 | 42 783 | 40 931 |
| 55 EX.554 | AUTOMOTIVE DEALERS | 61 | 35 | 16 115 | 15 759 | 66 | 40 | 30 251 | 29 531 |
| 55PT(554) | GASOLINE SERVICE STATIONS | 104 | 78 | 6 744 | 6 212 | 170 | 144 | 12 255 | 11 749 |
| 56 | APPAREL, ACCESSORY STORES | 72 | 66 | 5 423 | 5 269 | 95 | 79 | 16 183 | 15 947 |
| 57 | FURNITURE, HOME FURNISHINGS, EQUIPMENT STORES | 56 | 38 | 4 475 | 4 111 | 103 | 67 | 14 929 | 14 337 |
| 58 | EATING, DRINKING PLACES | 141 | 129 | 6 720 | 6 598 | 273 | 241 | 14 006 | 13 396 |
| 59PT(591) | DRUG STORES, PROPRIETARY STORES | 18 | 18 | 3 635 | 3 635 | 47 | 45 | 8 006 | (D) |
| 59 EX.591 | OTHER RETAIL STORES | 118 | 78 | 6 819 | 6 383 | 216 | 144 | 12 812 | 11 576 |
| 53 PART* | NONSTORE RETAILERS* | 23 | 11 | 1 260 | 1 134 | 52 | 18 | 4 134 | (D) |

Standard Notes: - Represents zero. (D) Withheld to avoid disclosure. (NA) Not available. (X) Not applicable.
 *Nonstore retailers, part of SIC major group 53, are shown separately in this table.

TABLE 12. Cities With 500 Establishments or More: 1958

| SIC code | Kind of business | Establishments | | Sales | |
|-------------|---|-------------------|-----------------------------|--|--|
| | | Total (number) | With payroll (number) | Total, all establish- ments (\$1,000) | Establish- ments with payroll (\$1,000) |
| TERRE HAUTE | | | | | |
| | RETAIL TRADE, TOTAL | 963 | 677 | 126 011 | 120 533 |
| 52 | LUMBER, BLDG MATLS, HOWE, FARM EQUIP, DEALERS | 48 | 38 | 6 683 | 6 455 |
| 53 PART* | GENERAL MERCHANOISE GROUP STORES* | 23 | 19 | 22 020 | 21 970 |
| 54 | FOOD STORES | 176 | 88 | 26 012 | 24 000 |
| 55 EX,554 | AUTOMDTIVE DEALERS. | 55 | 39 | 24 207 | 23 909 |
| 55PT(554) | GASOLINE SERVICE STATIONS | 110 | 90 | 8 328 | 7 638 |
| 56 | APPAREL, ACCESSORY STORES | 49 | 41 | 4 801 | 4 669 |
| 57 | FURNITURE, HOME FURNISHINGS, EQUIPMENT STORES | 57 | 47 | 7 392 | (0) |
| 58 | EATING, DRINKING PLACES | 244 | 174 | 8 936 | 7 808 |
| 59PT(591) | DRUG STORES, PROPRIETARY STORES | 38 | 36 | (0) | (0) |
| 59 EX,591 | OTHER RETAIL STORES | 132 | 94 | 9 700 | 9 166 |
| 53 PART* | NONSTORE RETAILERS* | 31 | 11 | (0) | (0) |

Standard Notes: - Represents zero. (D) Withheld to avoid disclosure. (NA) Not available. (X) Not applicable.
 *Nonstore retailers, part of SIC major group 53, are shown separately in this table.



Iowa

CONTENTS

[Page numbers listed here omit the State prefix, 17-, which appears as part of number for each page.]

| | page |
|---|----------|
| State Map | 3 |
| Chart on Retail Sales: 1958 and 1963 | 4 |
| TABLE 1 The State: 1963 and 1958 | 5 |
| 2 The State: 1963 | 6 |
| 3 Counties; Cities of 2,500 Inhabitants or More: 1963 | 8 |
| 4 Standard Metropolitan Statistical Areas: 1963 | 16 |
| 5 Counties With 500 Establishments or More: 1963 | 30 |
| 6 Cities With 500 Establishments or More: 1963 | 36 |
| 7 In-Plant Food Contractors: 1963 | 42 |
| 8 Commissaries, Exchanges, and Eating and Drinking Places Operated for Military Personnel by the U.S. Department of Defense: 1963 | 42 |
| 9 Counties; Cities of 2,500 Inhabitants or More: 1958 | 43 |
| 10 Standard Metropolitan Statistical Areas: 1958 | 45 |
| 11 Counties With 500 Establishments or More: 1958 | 46 |
| 12 Cities With 500 Establishments or More: 1958 | 47 |

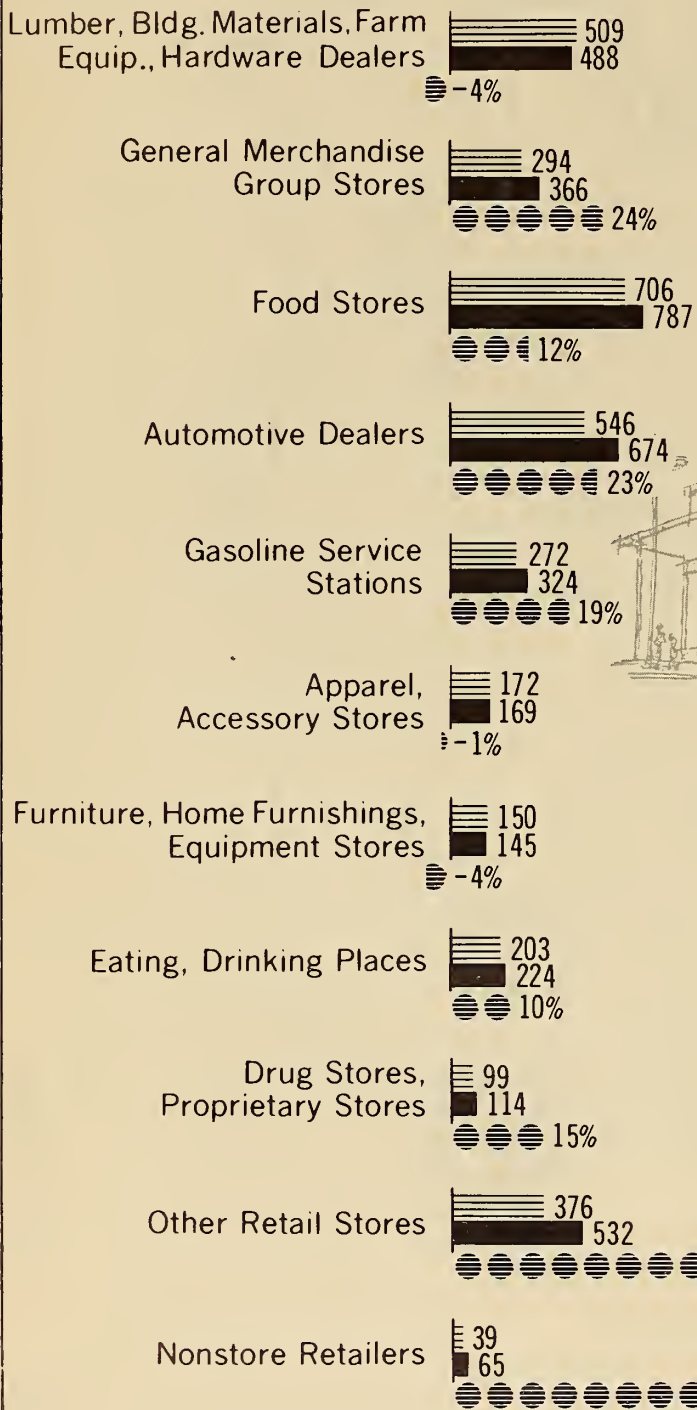
1875

...



EACH SYMBOL = 5% CHANGE

IOWA Retail Trade: 1958 and 1963 SALES IN MILLIONS OF DOLLARS



1958 1963

1963 CENSUS OF BUSINESS, U. S. Department of Commerce, Bureau of the Census

TABLE 1. The State: 1963 and 1958

| SIC code | Kind of business | 1963 | | | | 1958 | | | |
|-----------|---|-------------------|--------------------------|--|--|-------------------|--------------------------|--|--|
| | | Establishments | | Sales | | Establishments | | Sales | |
| | | Total (number) | With payroll (number) | Total, all establishments (\$1,000) | Establishments with payroll (\$1,000) | Total (number) | With payroll (number) | Total, all establishments (\$1,000) | Establishments with payroll (\$1,000) |
| | RETAIL TRADE, TOTAL | 30 915 | 23 123 | 3 887 599 | 3 720 937 | 33 498 | 23 994 | 3 366 964 | 3 185 062 |
| | LUMBER, BUILDING MATERIALS, HARDWARE, FARM EQUIPMENT DEALERS | | | | | | | | |
| 52 | TOTAL | 3 469 | 2 969 | 488 482 | 475 144 | 4 111 | 3 389 | 509 487 | 493 409 |
| 521 | LUMBER AND OTHER BUILDING MATERIALS DEALERS | 968 | 922 | 169 120 | 167 582 | 1 140 | 1 038 | 177 465 | 175 147 |
| 522-524 | HEATING, PLUMBING, PAINT, ELECTRICAL STORES | 479 | 355 | 28 861 | 26 549 | 552 | 396 | 25 848 | 23 166 |
| 5251 | HARDWARE STORES | 922 | 726 | 64 557 | 59 821 | 1 156 | 830 | 72 446 | 65 106 |
| 5252 | FARM EQUIPMENT DEALERS | 1 100 | 966 | 225 944 | 221 192 | 1 263 | 1 125 | 233 728 | 229 990 |
| | GENERAL MERCHANDISE GROUP STORES* | | | | | | | | |
| 53 PART* | TOTAL | 1 115 | 989 | 365 559 | 362 431 | 1 360 | 1 002 | 293 814 | 285 792 |
| 531 | DEPARTMENT STORES | 79 | 79 | 227 300 | 227 300 | 65 | 65 | 159 034 | 159 034 |
| 533 | LIMITED PRICE VARIETY STORES | 484 | 438 | 62 261 | 61 477 | 446 | 392 | 54 175 | 53 281 |
| 539 | MISCELLANEOUS GENERAL MERCHANDISE STORES | 552 | 472 | 75 998 | 73 654 | 849 | 545 | 80 605 | 73 477 |
| | FOOD STORES | | | | | | | | |
| 54 | TOTAL | 3 812 | 2 704 | 787 463 | 750 579 | 4 633 | 3 165 | 706 174 | 667 908 |
| 541 | GROCERY STORES, INCLUDING DELICATESSENS | 3 071 | 2 219 | 746 594 | 715 850 | 3 603 | 2 549 | 654 208 | 624 234 |
| 542 | MEAT MARKETS, FISH (SEAFOOD) MARKETS | 135 | 75 | 10 630 | (0) | (1) | (1) | (1) | (1) |
| 543 | FRUIT STORES, VEGETABLE MARKETS | 88 | 28 | 5 120 | 2 664 | 123 | 37 | 4 892 | 3 124 |
| 544 | CANDY, NUT, CONFECTIONERY STORES | 104 | 64 | 3 488 | 2 218 | 121 | 65 | 2 697 | 1 897 |
| 545-549 | OTHER FOOD STORES | 414 | 318 | 21 631 | (0) | 567 | 377 | 27 299 | 23 699 |
| | AUTOMOTIVE DEALERS | | | | | | | | |
| 55 Ex-554 | TOTAL | 1 765 | 1 529 | 673 764 | 664 864 | 1 803 | 1 589 | 546 150 | 540 506 |
| | GASOLINE SERVICE STATIONS | | | | | | | | |
| 55PT(554) | TOTAL | 4 438 | 3 306 | 324 364 | 289 310 | 4 447 | 3 143 | 272 067 | 238 727 |
| | APPAREL, ACCESSORY STORES | | | | | | | | |
| 56 | TOTAL | 1 689 | 1 453 | 169 235 | 164 331 | 1 819 | 1 531 | 171 556 | 165 588 |
| 561,567 | MEN'S, BOYS' APPAREL STORES, CUSTOM TAILORS | 413 | 387 | 43 687 | 43 217 | 470 | 432 | 44 242 | 43 284 |
| 562-3,568 | WOMEN'S CLOTHING, SPECIALTY STORES | 581 | 535 | 58 172 | 57 584 | 577 | 515 | 55 791 | 54 675 |
| 562 | WOMEN'S READY-TO-WEAR STORES | 462 | 424 | 50 284 | 49 756 | ** | 441 | ** | 50 691 |
| 563,568 | WOMEN'S ACCESSORY, SPECIALTY STORES, FURRIERS | 119 | 111 | 7 888 | 7 828 | ** | 74 | ** | 3 984 |
| 565 | FAMILY CLOTHING STORES | 189 | 123 | 29 955 | 28 301 | ** | 151 | ** | 33 497 |
| 566 | SHOE STORES | 418 | 340 | 33 342 | 31 398 | 429 | 345 | 30 383 | 28 913 |
| 564,569 | OTHER APPAREL, ACCESSORY STORES | 88 | 68 | 4 079 | 3 831 | 112 | 88 | 5 779 | 5 219 |
| | FURNITURE, HOME FURNISHINGS, EQUIPMENT STORES | | | | | | | | |
| 57 | TOTAL | 1 626 | 1 274 | 144 535 | 137 927 | 2 051 | 1 443 | 150 349 | 140 877 |
| 571 | FURNITURE, HOME FURNISHINGS STORES | 841 | 627 | 85 480 | 81 592 | 834 | 632 | 79 150 | 75 544 |
| 572,573 | HOUSEHOLD APPLIANCE, RADIO, TELEVISION, MUSIC STORES | 785 | 647 | 59 055 | 56 335 | 1 217 | 811 | 71 199 | 65 333 |
| | EATING, DRINKING PLACES | | | | | | | | |
| 58 | TOTAL | 5 813 | 4 591 | 223 644 | 203 186 | 6 429 | 4 811 | 203 235 | 177 451 |
| 5812 | EATING PLACES | 3 908 | 3 358 | 169 287 | 161 657 | 4 210 | 3 408 | 144 844 | 133 490 |
| 5813 | DRINKING PLACES (ALCOHOLIC BEVERAGES) | 1 905 | 1 233 | 54 357 | 41 529 | 2 219 | 1 403 | 58 391 | 43 961 |
| | DRUG STORES, PROPRIETARY STORES | | | | | | | | |
| 59PT(591) | TOTAL | 899 | 809 | 113 780 | 112 300 | 976 | 870 | 99 244 | 97 044 |
| 591 | DRUG STORES | 770 | 718 | 109 486 | 108 534 | 844 | 758 | 94 620 | 92 756 |
| | PROPRIETARY STORES | 129 | 91 | 4 294 | 3 766 | 132 | 112 | 4 624 | 4 288 |
| | OTHER RETAIL STORES | | | | | | | | |
| 59 Ex-591 | TOTAL | 4 704 | 3 256 | 532 195 | 509 637 | 4 441 | 2 843 | 375 528 | 350 998 |
| 592 | LIQUOR STORES | 384 | 370 | 54 059 | 53 833 | 272 | 268 | 41 861 | 41 803 |
| 593 | ANTIQUA STORES, SECONOHANO STORES | 308 | 144 | 7 842 | 6 222 | 242 | 122 | 5 851 | 4 547 |
| 594 | BOOK, STATIONERY STORES | 73 | 61 | 8 216 | 7 842 | 86 | 68 | 9 154 | 8 662 |
| 595 | SPORTING GOODS STORES, BICYCLE SHOPS | 175 | 107 | 8 626 | 7 828 | 172 | 96 | 7 788 | 6 720 |
| 596 | FARM, GARDEN SUPPLY STORES, INCLUDING FEEO STORES | 1 714 | 1 248 | 353 213 | 342 855 | 1 604 | 1 084 | 206 814 | 198 020 |
| 597 | JEWELRY STORES | 377 | 259 | 19 229 | 17 423 | 443 | 293 | 19 279 | 16 869 |
| 598 | FUEL, ICE DEALERS | 468 | 314 | 38 665 | 36 493 | 512 | 324 | 47 119 | 44 219 |
| 599 | OTHER STORES | 1 205 | 753 | 42 345 | 37 141 | 1 110 | 588 | 37 662 | 30 158 |
| | NONSTORE RETAILERS* | | | | | | | | |
| 53 PART* | TOTAL | 1 585 | 243 | 64 578 | 51 228 | 1 428 | 208 | 39 360 | 26 762 |

Standard Notes: - Represents zero. (D) Withheld to avoid disclosure. (NA) Not available. (X) Not applicable.
 *Nonstore retailers, part of SIC major group 53, are shown separately in this table.
 **Data not provided because establishments with no payroll are classified only at the next broader kind-of-business level.
 †Comparable data not available because of change in kind-of-business definition.

TABLE 2. The State: 1963

| SIC code | Kind of business | Establishments | | Sales | | Payroll, entire year (\$1,000) | Payroll, workweek ended nearest Nov. 15 (dollars) | Paid employees, workweek ended nearest Nov. 15 (number) | Active proprietors of unincorporated businesses (number) |
|-----------|--|----------------|-----------------------|-------------------------------------|---------------------------------------|--------------------------------|---|---|--|
| | | Total (number) | With payroll (number) | Total, all establishments (\$1,000) | Establishments with payroll (\$1,000) | | | | |
| | RETAIL TRADE, TOTAL | 30 915 | 23 123 | 3 887 599 | 3 720 937 | 387 807 | 7 599 117 | 128 026 | 29 634 |
| | LUMBER, BUILDING MATERIALS, HARDWARE, FARM EQUIPMENT DEALERS | | | | | | | | |
| 52 | TOTAL | 3 469 | 2 969 | 488 482 | 475 144 | 50 409 | 956 659 | 12 164 | 3 055 |
| 521 | LUMBER YARDS | 775 | 749 | 143 149 | 141 863 | 17 808 | 334 074 | 3 991 | 373 |
| | BUILDING MATERIALS DEALERS | 193 | 173 | 25 971 | 25 719 | 3 299 | 62 538 | 738 | 124 |
| 522 | HEATING, PLUMBING EQUIPMENT DEALERS | 179 | 143 | 9 564 | 9 168 | 1 752 | 34 695 | 430 | 204 |
| 523 | PAINT, GLASS, WALLPAPER STORES | 247 | 185 | 16 219 | 14 893 | 2 178 | 43 294 | 558 | 200 |
| 524 | ELECTRICAL SUPPLY STORES | 53 | 27 | 3 078 | 2 488 | 408 | 6 894 | 87 | 60 |
| 5251 | HARDWARE STORES | 922 | 726 | 64 557 | 59 821 | 6 588 | 124 355 | 2 024 | 1 002 |
| 5252 | FARM EQUIPMENT DEALERS | 1 100 | 966 | 225 944 | 221 192 | 18 376 | 350 809 | 4 336 | 1 092 |
| | GENERAL MERCHANDISE GROUP STORES* | | | | | | | | |
| 53 PART | TOTAL | 1 115 | 989 | 365 559 | 362 431 | 51 059 | 1 006 398 | 19 192 | 875 |
| 531 | DEPARTMENT STORES | 79 | 79 | 227 300 | 227 300 | 33 959 | 681 361 | 11 813 | - |
| 533 | LIMITED PRICE VARIETY STORES | 484 | 438 | 62 261 | 61 477 | 9 150 | 167 864 | 4 130 | 376 |
| 539 | GENERAL MERCHANDISE STORES | 484 | 420 | 72 859 | 70 599 | 7 695 | 152 018 | 3 097 | 425 |
| | DRY GOODS STORES | 44 | 38 | 2 322 | 2 284 | 191 | 3 760 | 114 | 51 |
| | SEWING, NEEDLEWORK STORES | 24 | 14 | 817 | 771 | 64 | 1 395 | 38 | 23 |
| | FOOD STORES | | | | | | | | |
| 54 | TOTAL | 3 812 | 2 704 | 787 463 | 750 579 | 53 711 | 1 064 360 | 19 921 | 3 778 |
| 541 | GROCERY STORES, INCLUDING DELICATESSENS | 3 071 | 2 219 | 746 594 | 715 850 | 48 876 | 970 542 | 17 986 | 3 011 |
| 542 | MEAT MARKETS | 119 | 73 | 10 341 | 9 311 | 944 | 18 096 | 281 | 121 |
| | FISH (SEAFOOD) MARKETS | 16 | 2 | 289 | (D) | (D) | (D) | (D) | (D) |
| 543 | FRUIT STORES, VEGETABLE MARKETS | 88 | 28 | 5 120 | 2 664 | 221 | 3 750 | 61 | 98 |
| 544 | CANDY, NUT, CONFECTIONERY STORES | 104 | 64 | 3 488 | 2 218 | 291 | 5 544 | 171 | 93 |
| 545 | DAIRY PRODUCTS STORES | 80 | 52 | 4 072 | 3 514 | 398 | 8 060 | 155 | 75 |
| 546 | RETAIL BAKERIES | 246 | 202 | 8 941 | 8 603 | 2 412 | 47 071 | 1 040 | 271 |
| 5462 | RETAIL BAKERIES, MANUFACTURING | 217 | 189 | 8 029 | 7 817 | 2 144 | 41 331 | 965 | 244 |
| 5463 | RETAIL BAKERIES, NONMANUFACTURING | 29 | 13 | 912 | 786 | 268 | 5 740 | 75 | 27 |
| 549 | EGG AND POULTRY DEALERS | 68 | 52 | 7 326 | 7 110 | 379 | 7 638 | 170 | 71 |
| | OTHER | 20 | 12 | 1 292 | (D) | (D) | (D) | (D) | (D) |
| | AUTOMOTIVE DEALERS | | | | | | | | |
| 55 EX-554 | TOTAL | 1 765 | 1 529 | 673 764 | 664 864 | 58 721 | 1 123 053 | 12 885 | 1 578 |
| 551 | PASSENGER CAR DEALERS, FRANCHISED | 940 | 932 | 574 391 | 573 657 | 49 175 | 942 343 | 10 638 | 788 |
| | DOMESTIC CAR DEALERS | 882 | 876 | 528 930 | 528 366 | 44 465 | 855 895 | 9 707 | 756 |
| | IMPORTED CAR DEALERS | 22 | 22 | 11 553 | 11 553 | 1 280 | 23 725 | 252 | 11 |
| | DOMESTIC AND IMPORTED CAR DEALERS | 36 | 34 | 33 908 | 33 738 | 3 430 | 62 723 | 679 | 21 |
| 552 | PASSENGER CAR DEALERS, NONFRANCHISED | 244 | 146 | 31 205 | 27 469 | 1 751 | 36 184 | 450 | 256 |
| 553 | TIRE, BATTERY, ACCESSORY DEALERS | 332 | 278 | 41 504 | 39 750 | 5 431 | 101 877 | 1 193 | 283 |
| | HOME AND AUTO SUPPLY STORES | 91 | 91 | 12 942 | 12 942 | 1 477 | 26 903 | 414 | 85 |
| 559 | MISCELLANEOUS AIRCRAFT, MARINE, AUTOMOTIVE DEALERS | 158 | 82 | 13 722 | 11 046 | 887 | 15 746 | 190 | 166 |
| | AIRCRAFT, BOAT, MOTORCYCLE DEALERS | 90 | 40 | 5 148 | (D) | (D) | (D) | (D) | (D) |
| | HOUSEHOLD TRAILER DEALERS | 59 | 39 | 7 727 | 6 425 | 377 | 6 521 | 85 | 61 |
| | OTHER AUTOMOTIVE DEALERS | 9 | 3 | 847 | (D) | (D) | (D) | (D) | (D) |
| | GASOLINE SERVICE STATIONS | | | | | | | | |
| 55PT(554) | TOTAL | 4 438 | 3 306 | 324 364 | 289 310 | 24 103 | 489 999 | 8 839 | 4 575 |
| | APPAREL, ACCESSORY STORES | | | | | | | | |
| 56 | TOTAL | 1 689 | 1 453 | 169 235 | 164 331 | 21 446 | 402 102 | 7 855 | 1 569 |
| 561,567 | MEN'S, BOYS' APPAREL STORES, CUSTOM TAILORS | 413 | 387 | 43 687 | 43 217 | 5 391 | 100 831 | 1 692 | 440 |
| 561 | MEN'S, BOYS' CLOTHING AND FURNISHINGS STORES | 398 | 382 | 43 363 | 43 023 | 5 351 | 100 179 | 1 680 | 427 |
| 567 | CUSTOM TAILORS | 15 | 5 | 324 | 194 | 40 | 652 | 12 | 13 |
| 562-3,568 | WOMEN'S CLOTHING, SPECIALTY STORES | 581 | 535 | 58 172 | 57 584 | 8 281 | 155 980 | 3 356 | 526 |
| 562 | WOMEN'S READY-TO-WEAR STORES | 462 | 424 | 50 284 | 49 756 | 7 034 | 132 028 | 2 882 | 440 |
| 563,568 | WOMEN'S ACCESSORY, SPECIALTY STORES, FURRIERS | 119 | 111 | 7 888 | 7 828 | 1 247 | 23 952 | 474 | 86 |
| 563 | MILLINERY STORES | 44 | 42 | 1 753 | 1 735 | 291 | 5 787 | 120 | 20 |
| | CORSET, LINGERIE STORES | 3 | 3 | (D) | (D) | (D) | (D) | (D) | (D) |
| | HOSIERY STORES | 4 | 2 | (D) | (D) | (D) | (D) | (D) | (D) |
| | APPAREL, ACCESSORY, OTHER SPECIALTY STORES | 52 | 52 | 4 291 | 4 291 | 483 | 8 914 | 232 | 56 |
| 568 | FURRIERS, FUR SHOPS | 16 | 12 | 1 541 | 1 519 | 434 | 8 182 | 109 | 6 |
| 565 | FAMILY CLOTHING STORES | 189 | 123 | 29 955 | 28 301 | 3 356 | 62 993 | 1 303 | 150 |
| 566 | SHOE STORES | 418 | 340 | 33 342 | 31 398 | 4 066 | 75 331 | 1 310 | 359 |
| | MEN'S SHOE STORES | 16 | 14 | (D) | (D) | (D) | (D) | (D) | (D) |
| | WOMEN'S SHOE STORES | 27 | 27 | 3 990 | 3 990 | 558 | 11 447 | 176 | 7 |
| | CHILDREN'S, JUVENILES' SHOE STORES | 2 | 2 | (D) | (D) | (D) | (D) | (D) | (D) |
| | FAMILY SHOE STORES | 375 | 297 | 27 868 | 25 984 | 3 354 | 61 014 | 1 088 | 342 |
| 564 | CHILDREN'S, INFANTS' WEAR STORES | 76 | 66 | 3 899 | (D) | (D) | (D) | (D) | (D) |
| 569 | MISCELLANEOUS APPAREL, ACCESSORY STORES | 12 | 2 | 180 | (D) | (D) | (D) | (D) | (D) |

Standard Notes: - Represents zero. (D) Withheld to avoid disclosure. (NA) Not available. (X) Not applicable.
 *Nonstore retailers, part of SIC major group 53, are shown separately in this table.

TABLE 2. The State: 1963-Continued

| SIC code | Kind of business | Establishments | | Sales | | Payroll, entire year (\$1,000) | Payroll, workweek ended nearest Nov. 15 (dollars) | Paid employees, workweek ended nearest Nov. 15 (number) | Active proprietors of unincorporated businesses (number) |
|---|---|----------------|--------------|---------------------------|-----------------------------|--------------------------------|---|---|--|
| | | Total | With payroll | Total, all establishments | Establishments with payroll | | | | |
| | | (number) | (number) | (\$1,000) | (\$1,000) | | | | |
| FURNITURE, HOME FURNISHINGS, EQUIPMENT STORES | | | | | | | | | |
| 57 | TOTAL | 1 626 | 1 274 | 144 535 | 137 927 | 20 585 | 400 366 | 5 188 | 1 511 |
| 571 | FURNITURE, HOME FURNISHINGS STORES | 841 | 627 | 85 480 | 81 592 | 12 350 | 233 321 | 2 925 | 852 |
| 5712 | FURNITURE STORES | 598 | 456 | 67 654 | 64 928 | 9 479 | 174 702 | 2 267 | 615 |
| 5713 | FLOOR COVERING STORES | 145 | 113 | 14 393 | 13 503 | 2 297 | 46 687 | 455 | 135 |
| 5714 | DRAPERY, CURTAIN, UPHOLSTERY STORES | 43 | 33 | 1 274 | 1 194 | 211 | 4 316 | 97 | 43 |
| 5715 | CHINA, GLASSWARE, METALWARE STORES | 42 | 16 | 1 737 | 1 573 | 281 | 6 150 | 83 | 46 |
| 5719 | MISCELLANEOUS HOME FURNISHINGS STORES | 13 | 9 | 422 | 394 | 82 | 1 466 | 23 | 13 |
| 572 | HOUSEHOLD APPLIANCE STORES | 463 | 365 | 34 190 | 32 206 | 4 930 | 98 740 | 1 279 | 347 |
| 5732 | RADIO, TELEVISION STORES | 204 | 184 | 13 161 | 12 875 | 1 598 | 31 022 | 462 | 212 |
| 5733 | MUSIC STORES | 118 | 98 | 11 704 | 11 254 | 1 707 | 37 283 | 522 | 100 |
| | RECORD SHOPS | 21 | 15 | 796 | 668 | 61 | 1 195 | 36 | 18 |
| | MUSICAL INSTRUMENT STORES | 97 | 83 | 10 908 | 10 586 | 1 646 | 36 088 | 486 | 82 |
| EATING, DRINKING PLACES | | | | | | | | | |
| 58 | TOTAL | 5 813 | 4 591 | 223 644 | 203 186 | 42 176 | 859 313 | 22 548 | 6 285 |
| 5812 | EATING PLACES | 3 908 | 3 358 | 169 287 | 161 657 | 37 266 | 751 474 | 19 999 | 4 276 |
| | RESTAURANTS, LUNCHROOMS | 2 904 | 2 466 | 124 591 | 118 373 | 27 649 | 560 603 | 14 745 | 3 229 |
| | CAFETERIAS | 88 | 82 | 11 278 | 11 240 | 3 579 | 65 636 | 1 618 | 61 |
| | REFRESHMENT PLACES | 839 | 737 | 28 634 | 27 274 | 5 072 | 103 734 | 3 104 | 910 |
| | CATERERS | 77 | 73 | 4 784 | 4 770 | 966 | 21 501 | 532 | 76 |
| 5813 | DRINKING PLACES (ALCOHOLIC BEVERAGES) | 1 905 | 1 233 | 54 357 | 41 529 | 4 910 | 107 839 | 2 549 | 2 009 |
| DRUG STORES, PROPRIETARY STORES | | | | | | | | | |
| 59PT(591) | TOTAL | 899 | 809 | 113 780 | 112 300 | 13 688 | 257 093 | 4 647 | 884 |
| 591 | DRUG STORES | 770 | 718 | 109 486 | 108 534 | 13 381 | 251 285 | 4 444 | 744 |
| | PROPRIETARY STORES | 129 | 91 | 4 294 | 3 766 | 307 | 5 808 | 203 | 140 |
| OTHER RETAIL STORES | | | | | | | | | |
| 59 EX.591 | TOTAL | 4 704 | 3 256 | 532 195 | 509 637 | 41 698 | 792 462 | 11 319 | 4 008 |
| 592 | LIQUOR STORES | 384 | 370 | 54 059 | 53 833 | 2 880 | 58 982 | 940 | 208 |
| 593 | ANTIQUA STORES, SECONDHAND STORES | 308 | 144 | 7 842 | 6 222 | 875 | 19 529 | 343 | 304 |
| 5932 | ANTIQUA STORES | 67 | 3 | 488 | (0) | (0) | (0) | (0) | (0) |
| 5933 | SECONDHAND STORES | 241 | 141 | 7 354 | (0) | (0) | (0) | (0) | (0) |
| 594 | BOOK, STATIONERY STORES | 73 | 61 | 8 216 | 7 842 | 1 289 | 24 612 | 402 | 63 |
| 5942 | BOOK STORES | 28 | 24 | 4 051 | 3 943 | 517 | 9 051 | 168 | 23 |
| 5943 | STATIONERY STORES | 45 | 37 | 4 165 | 3 899 | 772 | 15 561 | 234 | 40 |
| 595 | SPORTING GOODS STORES, BICYCLE SHOPS | 175 | 107 | 8 626 | 7 828 | 868 | 16 724 | 256 | 176 |
| 5952 | SPORTING GOODS STORES | 145 | 93 | 7 650 | 7 024 | 795 | 15 318 | 229 | 143 |
| 5953 | BICYCLE SHOPS | 30 | 14 | 976 | 804 | 73 | 1 406 | 27 | 33 |
| 5962 | HAY, GRAIN, FEED STORES | 1 171 | 847 | 273 674 | 265 548 | 15 484 | 287 743 | 3 796 | 903 |
| 5969 | OTHER FARM SUPPLY STORES | 501 | 361 | 75 699 | 73 587 | 5 883 | 106 376 | 1 398 | 326 |
| | GARDEN SUPPLY STORES | 42 | 40 | 3 840 | 3 720 | 374 | 9 990 | 129 | 34 |
| 597 | JEWELRY STORES | 377 | 259 | 19 229 | 17 423 | 2 675 | 49 694 | 788 | 364 |
| 598 | FUEL, ICE DEALERS | 468 | 314 | 38 665 | 36 493 | 5 672 | 109 482 | 1 323 | 348 |
| 5982 | COAL AND WOOD DEALERS | 87 | 63 | 6 537 | 6 093 | 720 | 14 584 | 205 | 86 |
| | ICE DEALERS | 10 | 4 | 276 | 250 | 69 | 981 | 14 | 13 |
| 5983 | FUEL OIL DEALERS | 100 | 54 | 8 216 | 7 316 | 906 | 16 180 | 227 | 87 |
| 5984 | BOTTLED GAS DEALERS | 271 | 193 | 23 636 | 22 834 | 3 977 | 77 737 | 877 | 162 |
| 5992 | FLORISTS | 244 | 170 | 9 590 | 8 618 | 1 657 | 32 650 | 575 | 277 |
| 5993 | CIGAR STORES, STANOS | 61 | 41 | 2 306 | 1 774 | 189 | 4 281 | 111 | 64 |
| 5994 | NEWS DEALERS, NEWSSTANDS | 50 | 42 | 2 227 | 2 159 | 270 | 5 429 | 98 | 51 |
| 5996 | CAMERA, PHOTOGRAPHIC SUPPLY STORES | 45 | 37 | 2 927 | 2 777 | 352 | 6 919 | 112 | 38 |
| 5997 | GIFT, NOVELTY, SOUVENIR SHOPS | 147 | 73 | 2 988 | 2 490 | 310 | 6 447 | 165 | 165 |
| 5998 | OPTICAL GOODS STORES | 223 | 209 | 9 487 | 9 245 | 1 374 | 25 934 | 399 | 221 |
| 5999 | TYPEWRITER STORES | 31 | 25 | 1 683 | 1 501 | 207 | 4 125 | 57 | 35 |
| | LUGGAGE, LEATHER GOODS STORES | 22 | 12 | 1 106 | 976 | 119 | 2 117 | 45 | 24 |
| | HOBBY, TOY, GAME SHOPS | 59 | 37 | 2 548 | 2 388 | 386 | 6 169 | 129 | 55 |
| | RELIGIOUS GOODS STORES | 22 | 16 | 750 | 718 | 78 | 1 885 | 35 | 21 |
| | PET SHOPS | 22 | 2 | 145 | (0) | (0) | (0) | (0) | (0) |
| | OTHER | 279 | 89 | 6 588 | (0) | (0) | (0) | (0) | (0) |
| NONSTORE RETAILERS* | | | | | | | | | |
| 53 PART* | TOTAL | 1 585 | 243 | 64 578 | 51 228 | 10 211 | 247 312 | 3 468 | 1 516 |
| 532 | MAIL-ORDER HOUSES | 65 | 57 | 24 867 | 24 815 | 5 711 | 159 098 | 2 304 | 17 |
| 534 | MERCHANDISE VENDING MACHINE OPERATORS | 112 | 40 | 6 399 | 5 261 | 601 | 13 507 | 163 | 121 |
| 535 | DIRECT SELLING (HOUSE-TO-HOUSE) ORGANIZATIONS | 1 408 | 146 | 33 312 | 21 152 | 3 899 | 74 707 | 1 001 | 1 378 |

Standard Notes: - Represents zero. (D) Withheld to avoid disclosure. (NA) Not available. (X) Not applicable.
 *Nonstore retailers, part of SIC major group 53, are shown separately in this table.

TABLE 3. Counties; Cities of 2,500

| Line number | County and city | Total | | | | | | | Kind-of-business group | | | | |
|-------------|------------------------------|----------------|--------------|---------------------------|-----------------------------|----------------------|---|--|---|--|-----------|-----------------------------------|---------|
| | | Establishments | | Sales | | Payroll, entire year | Payroll, workweek ended nearest Nov. 15 | Paid employees, workweek ended nearest Nov. 15 | Active proprietors of unincorporated businesses | Lumber, building matls., hardware, farm equip. dealers | | General merchandise group stores* | |
| | | Total | With payroll | Total, all establishments | Establishments with payroll | | | | | Establishments | Sales | Establishments | Sales |
| (number) | (number) | (\$1,000) | (\$1,000) | (\$1,000) | (dollars) | (number) | (number) | (number) | (\$1,000) | (number) | (\$1,000) | | |
| 1 | IOWA, TDTAL. | 30 915 | 23 123 | 3 887 599 | 3 720 937 | 387 807 | 7 599 117 | 128 026 | 29 634 | 3 469 | 488 482 | 1 115 | 365 559 |
| 2 | ADAIR COUNTY | 127 | 99 | 11 775 | 11 145 | 852 | 16 540 | 309 | 132 | 22 | 2 516 | 9 | 519 |
| 3 | AOAMS COUNTY | 92 | 64 | 7 477 | 6 989 | 587 | 10 843 | 211 | 98 | 12 | 932 | 5 | 365 |
| 4 | ALLAMAKEE COUNTY | 227 | 161 | 20 079 | 18 935 | 1 661 | 32 082 | 584 | 225 | 29 | 3 343 | 11 | 1 462 |
| 5 | WAUKON | 91 | 75 | 9 869 | 9 659 | 909 | 18 059 | 317 | 88 | 13 | 1 487 | 4 | 702 |
| 6 | REMAINDER OF COUNTY. | 136 | 86 | 10 210 | 9 276 | 752 | 14 023 | 267 | 137 | 16 | 1 856 | 7 | 760 |
| 7 | APPANODSE COUNTY | 204 | 128 | 16 397 | 14 769 | 1 353 | 26 672 | 487 | 209 | 24 | 2 077 | 6 | 803 |
| 8 | CENTERVILLE | 124 | 100 | 13 200 | 12 572 | 1 169 | 23 602 | 419 | 124 | 14 | 1 296 | 5 | (0) |
| 9 | REMAINDER OF COUNTY. | 80 | 28 | 3 197 | 2 197 | 184 | 3 070 | 68 | 85 | 10 | 781 | 1 | (0) |
| 10 | AUDUBON COUNTY | 141 | 113 | 13 760 | 13 138 | 1 060 | 20 887 | 418 | 149 | 16 | 2 602 | 2 | (0) |
| 11 | AUDUBON | 75 | 63 | 8 065 | 7 879 | 645 | 12 782 | 262 | 81 | 8 | 1 214 | 1 | (0) |
| 12 | REMAINDER OF COUNTY. | 66 | 50 | 5 695 | 5 259 | 415 | 8 105 | 156 | 68 | 8 | 1 388 | 1 | (0) |
| 13 | BENTON COUNTY | 295 | 213 | 30 326 | 28 700 | 2 468 | 47 473 | 826 | 290 | 38 | 6 377 | 9 | 1 102 |
| 14 | BELLE PLAINE | 72 | 48 | 6 233 | 5 763 | 492 | 9 465 | 170 | 71 | 3 | 792 | 4 | 415 |
| 15 | VINTDN | 92 | 78 | 11 397 | 11 133 | 1 045 | 19 382 | 349 | 91 | 12 | 1 781 | 5 | 687 |
| 16 | REMAINDER OF COUNTY. | 131 | 87 | 12 696 | 11 804 | 931 | 18 626 | 307 | 128 | 23 | 3 804 | - | - |
| 17 | BLACK HAWK COUNTY. | 1 105 | 843 | 165 621 | 161 457 | 18 599 | 370 771 | 6 094 | 1 005 | 75 | 10 208 | 41 | 21 820 |
| 18 | CEDAR FALLS | 231 | 165 | 30 222 | 29 128 | 2 994 | 62 139 | 1 025 | 204 | 17 | 2 079 | 9 | 1 564 |
| 19 | EVANSDALE | 37 | 29 | 3 875 | 3 677 | 326 | 7 611 | 124 | 34 | 2 | (0) | 2 | (0) |
| 20 | WATERLOO | 686 | 542 | 114 155 | 112 237 | 13 985 | 276 552 | 4 510 | 605 | 36 | 5 257 | 27 | 19 908 |
| 21 | REMAINDER OF COUNTY. | 151 | 107 | 17 369 | 16 415 | 1 294 | 24 469 | 435 | 162 | 20 | (0) | 3 | (0) |
| 22 | BOONE COUNTY | 283 | 225 | 33 167 | 31 915 | 2 980 | 53 539 | 949 | 270 | 33 | 4 322 | 7 | 844 |
| 23 | BOONE | 172 | 150 | 22 873 | 22 419 | 2 308 | 39 771 | 699 | 158 | 17 | 2 645 | 6 | (0) |
| 24 | REMAINDER OF COUNTY. | 111 | 75 | 10 294 | 9 496 | 672 | 13 768 | 250 | 112 | 16 | 1 677 | 1 | (0) |
| 25 | BREMER COUNTY. | 251 | 175 | 28 994 | 27 542 | 2 467 | 47 714 | 825 | 257 | 37 | 5 450 | 7 | 1 266 |
| 26 | WAVERLY | 95 | 71 | 13 443 | 12 969 | 1 261 | 24 737 | 435 | 92 | 13 | 2 374 | 3 | 777 |
| 27 | REMAINDER OF COUNTY. | 156 | 104 | 15 551 | 14 573 | 1 206 | 22 977 | 390 | 165 | 24 | 3 076 | 4 | 489 |
| 28 | BUCHANAN COUNTY. | 266 | 174 | 25 038 | 23 242 | 1 848 | 36 629 | 657 | 262 | 39 | 4 110 | 7 | 712 |
| 29 | INDEPENDENCE | 105 | 87 | 13 474 | 13 216 | 1 086 | 20 919 | 392 | 99 | 11 | 1 846 | 5 | (0) |
| 30 | REMAINDER OF COUNTY. | 161 | 87 | 11 564 | 10 026 | 762 | 15 710 | 265 | 163 | 28 | 2 264 | 2 | (0) |
| 31 | BUENA VISTA COUNTY | 315 | 243 | 32 922 | 31 454 | 2 931 | 58 691 | 1 005 | 302 | 44 | 4 808 | 14 | 1 564 |
| 32 | STORM LAKE | 151 | 129 | 21 812 | 21 406 | 2 104 | 41 609 | 696 | 138 | 20 | 2 574 | 7 | 1 349 |
| 33 | REMAINDER OF COUNTY. | 164 | 114 | 11 110 | 10 048 | 827 | 17 082 | 309 | 164 | 24 | 2 234 | 7 | 215 |
| 34 | BUTLER COUNTY. | 233 | 171 | 23 656 | 21 548 | 1 597 | 30 728 | 574 | 240 | 44 | 5 105 | 11 | 1 526 |
| 35 | CALHDUN COUNTY | 236 | 182 | 20 549 | 19 603 | 1 473 | 27 068 | 546 | 226 | 44 | 4 887 | 12 | 555 |
| 36 | CARROLL COUNTY | 357 | 275 | 38 748 | 36 924 | 3 539 | 67 767 | 1 166 | 355 | 47 | 6 022 | 15 | 1 553 |
| 37 | CARROLL | 169 | 135 | 21 212 | 20 372 | 2 160 | 41 991 | 705 | 163 | 12 | 1 934 | 7 | 887 |
| 38 | REMAINDER OF COUNTY. | 188 | 140 | 17 536 | 16 552 | 1 379 | 25 776 | 461 | 192 | 35 | 4 088 | 8 | 666 |
| 39 | CASS COUNTY. | 299 | 223 | 31 177 | 30 089 | 2 876 | 54 813 | 984 | 299 | 38 | 4 555 | 15 | 2 427 |
| 40 | ATLANTIC | 149 | 117 | 19 822 | 19 504 | 2 000 | 37 814 | 658 | 135 | 16 | 1 879 | 7 | 2 147 |
| 41 | REMAINDER OF COUNTY. | 150 | 106 | 11 355 | 10 585 | 876 | 16 999 | 326 | 164 | 22 | 2 676 | 8 | 280 |
| 42 | CEDAR COUNTY | 269 | 187 | 27 054 | 25 022 | 2 062 | 39 242 | 680 | 277 | 40 | 5 481 | 8 | 699 |
| 43 | TIPTON | 80 | 62 | 8 229 | 7 809 | 685 | 13 202 | 252 | 85 | 14 | 2 313 | 3 | (0) |
| 44 | REMAINDER OF COUNTY. | 189 | 125 | 18 825 | 17 213 | 1 377 | 26 040 | 428 | 192 | 26 | 3 168 | 5 | (0) |
| 45 | CERRO GORDO COUNTY | 578 | 438 | 83 694 | 80 500 | 9 077 | 166 958 | 2 822 | 478 | 49 | 7 520 | 17 | 9 975 |
| 46 | CLEAR LAKE | 105 | 77 | 8 289 | 7 893 | 821 | 15 475 | 321 | 97 | 9 | 474 | 3 | 234 |
| 47 | MASON CITY | 352 | 274 | 61 999 | 59 671 | 7 128 | 128 662 | 2 128 | 283 | 24 | 4 377 | 11 | 9 517 |
| 48 | REMAINDER OF COUNTY. | 121 | 87 | 13 406 | 12 936 | 1 128 | 22 821 | 373 | 98 | 16 | 2 669 | 3 | 224 |
| 49 | CHERDKEE COUNTY. | 206 | 160 | 25 830 | 24 846 | 2 448 | 45 916 | 726 | 198 | 25 | 3 134 | 5 | 448 |
| 50 | CHERDKEE | 113 | 93 | 18 498 | 18 040 | 1 837 | 34 635 | 534 | 103 | 12 | 2 239 | 2 | (0) |
| 51 | REMAINDER OF COUNTY. | 93 | 67 | 7 332 | 6 806 | 611 | 11 281 | 192 | 95 | 13 | 895 | 3 | (0) |
| 52 | CHICKASAW COUNTY | 212 | 146 | 18 605 | 17 433 | 1 561 | 33 289 | 570 | 213 | 36 | 4 618 | 8 | 674 |
| 53 | NEW HAMPTON | 83 | 67 | 9 204 | 9 094 | 912 | 19 027 | 316 | 85 | 12 | 1 862 | 3 | 420 |
| 54 | REMAINDER OF COUNTY. | 129 | 79 | 9 401 | 8 339 | 649 | 14 262 | 254 | 128 | 24 | 2 756 | 5 | 254 |
| 55 | CLARKE COUNTY. | 116 | 80 | 10 174 | 9 590 | 902 | 16 254 | 331 | 114 | 12 | 1 266 | 2 | (0) |
| 56 | OSCEOLA | 81 | 63 | 8 477 | 8 237 | 795 | 14 165 | 295 | 77 | 7 | 719 | 1 | (0) |
| 57 | REMAINDER OF COUNTY. | 35 | 17 | 1 697 | 1 353 | 107 | 2 089 | 36 | 37 | 5 | 547 | 1 | (0) |
| 58 | CLAY COUNTY. | 264 | 190 | 35 671 | 33 883 | 3 341 | 65 819 | 1 245 | 240 | 36 | 5 744 | 11 | 3 042 |
| 59 | SPENCER | 180 | 144 | 29 184 | 28 346 | 2 815 | 55 288 | 1 096 | 160 | 19 | 3 375 | 10 | (0) |
| 60 | REMAINDER OF COUNTY. | 84 | 46 | 6 487 | 5 537 | 526 | 10 531 | 149 | 80 | 17 | 2 369 | 1 | (0) |
| 61 | CLAYTON COUNTY | 321 | 215 | 23 171 | 21 137 | 1 725 | 31 450 | 656 | 345 | 42 | 4 567 | 20 | 954 |
| 62 | CLINTON COUNTY | 615 | 465 | 85 924 | 82 912 | 8 673 | 171 122 | 2 818 | 550 | 44 | 6 474 | 21 | 8 977 |
| 63 | CLINTON | 347 | 283 | 60 140 | 58 852 | 6 585 | 132 642 | 2 163 | 299 | 19 | 3 276 | 13 | 8 308 |
| 64 | DE WITT | 87 | 69 | 9 910 | 9 394 | 857 | 14 683 | 243 | 79 | 10 | 1 148 | 3 | 373 |
| 65 | REMAINDER OF COUNTY. | 181 | 113 | 15 874 | 14 666 | 1 231 | 23 797 | 412 | 172 | 15 | 2 050 | 5 | 296 |
| 66 | CRAWFORD COUNTY. | 272 | 200 | 25 537 | 23 669 | 2 201 | 42 644 | 817 | 258 | 32 | 3 926 | 13 | 2 456 |
| 67 | DENISON | 121 | 97 | 16 287 | 15 315 | 1 437 | 27 942 | 502 | 116 | 11 | 1 816 | 6 | 2 017 |
| 68 | REMAINDER OF COUNTY. | 151 | 103 | 9 250 | 8 354 | 764 | 14 702 | 315 | 142 | 21 | 2 110 | 7 | 439 |
| 69 | DALLAS COUNTY. | 328 | 242 | 31 923 | 30 219 | 2 904 | 58 787 | 1 001 | 334 | 48 | 5 283 | 17 | 1 622 |
| 70 | PERRY | 125 | 97 | 14 755 | 14 083 | 1 570 | 32 815 | 536 | 112 | 18 | 1 784 | 6 | 1 172 |
| 71 | REMAINDER OF COUNTY. | 203 | 145 | 17 168 | 16 136 | 1 334 | 25 972 | 465 | 222 | 30 | 3 499 | 11 | 450 |

Standard Notes: - Represents zero. (D) Withheld to avoid disclosure. (NA) Not available. (X) Not applicable. *Nonstore retailers, part of SIC major group 53, are shown separately in this table.

Inhabitants or More: 1963

| Kind-of-business group - continued | | | | | | | | | | | | | | | | | | | | | | | | | | | | | | | | | | | |
|------------------------------------|-----------------|------------------------|-----------------|---------------------------|-----------------|---------------------------|-----------------|---|-----------------|---------------------------|-----------------|---------------------------------|-----------------|---------------------------|-----------------|---------------------------|-----------------|-------------|-----|-----|-----|-----|-----|-----|-----|-----|----|-----|-----|-----|---|-----|----|-----|---|
| Food stores | | Automotive dealers | | Gasoline service stations | | Apparel, accessory stores | | Furniture, home furnishings, equipment stores | | Eating, drinking places | | Drug stores, proprietary stores | | Other retail stores | | Nonstore retailers * | | Line number | | | | | | | | | | | | | | | | | |
| Estab-lish-ments (number) | Sales (\$1,000) | Estab-lish-ments (No.) | Sales (\$1,000) | Estab-lish-ments (number) | Sales (\$1,000) | Estab-lish-ments (number) | Sales (\$1,000) | Estab-lish-ments (number) | Sales (\$1,000) | Estab-lish-ments (number) | Sales (\$1,000) | Estab-lish-ments (No.) | Sales (\$1,000) | Estab-lish-ments (number) | Sales (\$1,000) | Estab-lish-ments (number) | Sales (\$1,000) | | | | | | | | | | | | | | | | | | |
| 3 | 812 | 787 | 463 | 1 | 765 | 673 | 764 | 4 | 438 | 324 | 364 | 1 | 689 | 169 | 235 | 1 | 626 | 144 | 535 | 5 | 813 | 223 | 644 | 899 | 113 | 780 | 4 | 704 | 532 | 195 | 1 | 585 | 64 | 578 | 1 |
| 18 | 2 | 529 | 5 | 1 | 972 | 19 | 1 | 103 | 2 | (0) | 6 | 371 | 22 | 655 | 6 | 295 | 14 | 1 | 633 | 4 | (0) | 2 | | | | | | | | | | | | | |
| 8 | 1 | 387 | 4 | 1 | 048 | 11 | 757 | 11 | 257 | 2 | (0) | 12 | 407 | 5 | 175 | 14 | 1 | 942 | 8 | (0) | 3 | | | | | | | | | | | | | | |
| 28 | 4 | 161 | 15 | 3 | 868 | 31 | 1 | 580 | 15 | 716 | 6 | 422 | 39 | 1 | 025 | 5 | 303 | 34 | 3 | 123 | 14 | 76 | 4 | | | | | | | | | | | | |
| 8 | 2 | 426 | 9 | 1 | 653 | 12 | 601 | 5 | 364 | 4 | (0) | 14 | 396 | 3 | 10 | 15 | 1 | 845 | 4 | 18 | 5 | | | | | | | | | | | | | | |
| 20 | 1 | 735 | 6 | 2 | 215 | 19 | 979 | 10 | 352 | 2 | (0) | 25 | 629 | 2 | (0) | 19 | 1 | 278 | 10 | 58 | 6 | | | | | | | | | | | | | | |
| 31 | 3 | 911 | 8 | 2 | 181 | 39 | 1 | 559 | 19 | 1 | 293 | 9 | 819 | 29 | 729 | 4 | 479 | 27 | 1 | 949 | 8 | 597 | 7 | | | | | | | | | | | | |
| 12 | 3 | 143 | 6 | (0) | (0) | 20 | 1 | 087 | 15 | 1 | 263 | 7 | (0) | 17 | 466 | 4 | 479 | 18 | 1 | 389 | 6 | (0) | 8 | | | | | | | | | | | | |
| 19 | 768 | 2 | (0) | 19 | 472 | 4 | 30 | 2 | (0) | 12 | 263 | - | - | 9 | 560 | 2 | (0) | 2 | (0) | 9 | | | | | | | | | | | | | | | |
| 15 | 2 | 530 | 14 | 2 | 071 | 21 | 2 | 028 | 10 | 449 | 7 | (0) | 30 | 613 | 4 | 345 | 16 | 2 | 546 | 6 | 131 | 10 | | | | | | | | | | | | | |
| 7 | 1 | 625 | 7 | 1 | 189 | 10 | 966 | 9 | (0) | 5 | 203 | 14 | 327 | 2 | (0) | 9 | 1 | 655 | 3 | 108 | 11 | | | | | | | | | | | | | | |
| 8 | 905 | 7 | 882 | 11 | 1 | 062 | 1 | (0) | 2 | (0) | 16 | 286 | 2 | (0) | 7 | 891 | 3 | 23 | 12 | | | | | | | | | | | | | | | | |
| 36 | 6 | 661 | 18 | 4 | 902 | 42 | 2 | 347 | 12 | 592 | 11 | 1 | 002 | 53 | 1 | 480 | 6 | 529 | 49 | 5 | 074 | 21 | 260 | 13 | | | | | | | | | | | |
| 4 | 1 | 225 | 5 | 1 | 180 | 8 | 525 | 7 | 323 | 4 | 394 | 12 | 322 | 2 | (0) | 15 | 762 | 8 | (0) | 14 | | | | | | | | | | | | | | | |
| 9 | 2 | 448 | 5 | 2 | 398 | 14 | 826 | 5 | 269 | 7 | 608 | 12 | 387 | 2 | (0) | 18 | 1 | 587 | 3 | (0) | 15 | | | | | | | | | | | | | | |
| 23 | 2 | 988 | 8 | 1 | 324 | 20 | 996 | - | - | - | - | 29 | 771 | 2 | (0) | 16 | 2 | 725 | 10 | (0) | 16 | | | | | | | | | | | | | | |
| 129 | 33 | 950 | 77 | 34 | 427 | 152 | 13 | 411 | 73 | 8 | 596 | 56 | 8 | 363 | 201 | 9 | 726 | 37 | 6 | 432 | 184 | 15 | 637 | 80 | 3 | 051 | 17 | | | | | | | | |
| 28 | 7 | 778 | 23 | 8 | 456 | 36 | 2 | 848 | 15 | 1 | 213 | 7 | 1 | 190 | 35 | 1 | 556 | 7 | 1 | 177 | 39 | 2 | 220 | 15 | 141 | 18 | | | | | | | | | |
| 5 | 2 | 019 | 3 | 122 | 7 | 382 | 1 | (0) | 1 | (0) | 9 | 381 | 1 | (0) | 6 | 385 | - | - | 19 | | | | | | | | | | | | | | | | |
| 81 | 21 | 752 | 46 | 24 | 209 | 84 | 8 | 476 | 53 | 7 | 153 | 40 | 6 | 190 | 127 | 6 | 887 | 27 | 5 | 132 | 113 | 7 | 114 | 52 | 2 | 077 | 20 | | | | | | | | |
| 15 | 2 | 401 | 5 | 1 | 640 | 25 | 1 | 705 | 4 | (0) | 8 | (0) | 30 | 902 | 2 | (0) | 26 | 5 | 918 | 13 | 833 | 21 | | | | | | | | | | | | | |
| 35 | 8 | 001 | 14 | 5 | 781 | 52 | 3 | 089 | 19 | 1 | 851 | 15 | 1 | 106 | 48 | 1 | 764 | 7 | 1 | 198 | 41 | 4 | 880 | 12 | 331 | 22 | | | | | | | | | |
| 21 | 5 | 575 | 8 | 4 | 344 | 26 | 1 | 918 | 17 | (0) | 13 | (0) | 28 | 1 | 165 | 4 | 952 | 22 | 2 | 453 | 10 | (0) | 23 | | | | | | | | | | | | |
| 14 | 2 | 426 | 6 | 1 | 437 | 26 | 1 | 171 | 2 | (0) | 2 | (0) | 20 | 599 | 3 | 246 | 19 | 2 | 427 | 2 | (0) | 24 | | | | | | | | | | | | | |
| 17 | 5 | 111 | 18 | 4 | 996 | 32 | 2 | 455 | 16 | 768 | 12 | 518 | 43 | 1 | 764 | 5 | (0) | 38 | 5 | 505 | 26 | (0) | 25 | | | | | | | | | | | | |
| 7 | 2 | 918 | 7 | 2 | 227 | 11 | 1 | 044 | 10 | 605 | 5 | 280 | 12 | 823 | 3 | (0) | 13 | 1 | 490 | 11 | (0) | 26 | | | | | | | | | | | | | |
| 10 | 2 | 193 | 11 | 2 | 769 | 21 | 1 | 411 | 6 | 163 | 7 | 238 | 31 | 941 | 2 | (0) | 25 | 4 | 015 | 15 | (0) | 27 | | | | | | | | | | | | | |
| 34 | 5 | 736 | 12 | 4 | 295 | 50 | 2 | 416 | 8 | 417 | 13 | 547 | 56 | 1 | 112 | 6 | 359 | 35 | 5 | 284 | 6 | 50 | 28 | | | | | | | | | | | | |
| 8 | 3 | 834 | 7 | 2 | 701 | 26 | 1 | 365 | 6 | (0) | 6 | 244 | 19 | 598 | 2 | (0) | 13 | 1 | 612 | 2 | (0) | 29 | | | | | | | | | | | | | |
| 26 | 1 | 902 | 5 | 1 | 594 | 24 | 1 | 051 | 2 | (0) | 7 | 303 | 37 | 514 | 4 | (0) | 22 | 3 | 672 | 4 | (0) | 30 | | | | | | | | | | | | | |
| 21 | 5 | 391 | 11 | 5 | 546 | 53 | 3 | 216 | 16 | 1 | 476 | 24 | 1 | 513 | 51 | 1 | 894 | 9 | 937 | 56 | 5 | 718 | 16 | 859 | 31 | | | | | | | | | | |
| 10 | 3 | 725 | 6 | 5 | 137 | 24 | 2 | 052 | 10 | 1 | 282 | 14 | 1 | 000 | 20 | 1 | 181 | 4 | 714 | 27 | 2 | 251 | 9 | 547 | 32 | | | | | | | | | | |
| 11 | 1 | 666 | 5 | 4 | 09 | 29 | 1 | 164 | 6 | 194 | 10 | 513 | 31 | 713 | 5 | 223 | 29 | 3 | 467 | 7 | 312 | 33 | | | | | | | | | | | | | |
| 35 | 3 | 971 | 14 | 3 | 273 | 29 | 1 | 514 | 5 | 260 | 10 | 282 | 36 | 1 | 289 | 4 | 405 | 34 | 5 | 875 | 11 | 156 | 34 | | | | | | | | | | | | |
| 28 | 4 | 070 | 11 | 2 | 616 | 27 | 1 | 475 | 9 | 446 | 17 | 668 | 38 | 930 | 6 | 490 | 33 | 4 | 123 | 11 | 289 | 35 | | | | | | | | | | | | | |
| 38 | 6 | 294 | 16 | 6 | 012 | 40 | 3 | 465 | 18 | 2 | 221 | 14 | 1 | 163 | 69 | 2 | 561 | 7 | 580 | 68 | 7 | 512 | 25 | 1 | 365 | 36 | | | | | | | | | |
| 14 | 3 | 797 | 11 | 4 | 656 | 20 | 1 | 985 | 12 | 2 | 100 | 9 | 908 | 34 | 1 | 536 | 4 | 413 | 30 | 2 | 127 | 16 | 869 | 37 | | | | | | | | | | | |
| 24 | 2 | 497 | 5 | 1 | 356 | 20 | 1 | 480 | 6 | 121 | 5 | 255 | 35 | 1 | 025 | 3 | 167 | 38 | 5 | 385 | 9 | 496 | 38 | | | | | | | | | | | | |
| 31 | 5 | 875 | 19 | 4 | 583 | 42 | 3 | 324 | 14 | 1 | 257 | 14 | 1 | 038 | 42 | 1 | 520 | 10 | 877 | 56 | 5 | 304 | 18 | 417 | 39 | | | | | | | | | | |
| 12 | 3 | 688 | 13 | 3 | 595 | 19 | 1 | 676 | 11 | 1 | 156 | 10 | 557 | 19 | 860 | 4 | 738 | 31 | 3 | 310 | 7 | 216 | 40 | | | | | | | | | | | | |
| 19 | 2 | 187 | 6 | 988 | 23 | 1 | 648 | 3 | 101 | 4 | 481 | 23 | 660 | 6 | 139 | 25 | 1 | 994 | 11 | 201 | 41 | | | | | | | | | | | | | | |
| 22 | 3 | 640 | 20 | 4 | 757 | 35 | 2 | 508 | 8 | 390 | 9 | 348 | 41 | 1 | 088 | 9 | 291 | 59 | 7 | 568 | 18 | 284 | 42 | | | | | | | | | | | | |
| 4 | 1 | 617 | 6 | 770 | 8 | 812 | 6 | (0) | 3 | (0) | 6 | 225 | 7 | 312 | 4 | 187 | 20 | 1 | 150 | 5 | 210 | 43 | | | | | | | | | | | | | |
| 18 | 2 | 023 | 14 | 3 | 987 | 27 | 1 | 696 | 2 | (0) | 6 | 123 | 34 | 776 | 5 | 104 | 39 | 6 | 418 | 13 | 74 | 44 | | | | | | | | | | | | | |
| 78 | 15 | 661 | 31 | 15 | 487 | 75 | 5 | 347 | 36 | 6 | 166 | 34 | 3 | 471 | 116 | 4 | 690 | 12 | 3 | 102 | 90 | 11 | 273 | 40 | 1 | 002 | 45 | | | | | | | | |
| 11 | 2 | 408 | 5 | 1 | 031 | 15 | 1 | 074 | 9 | (0) | 4 | (0) | 27 | 1 | 033 | 1 | (0) | 12 | 1 | 093 | 9 | 194 | 46 | | | | | | | | | | | | |
| 46 | 10 | 233 | 20 | 13 | 579 | 42 | 3 | 760 | 26 | 5 | 759 | 29 | 3 | 244 | 65 | 2 | 774 | 8 | 2 | 509 | 54 | 5 | 455 | 27 | 792 | 47 | | | | | | | | | |
| 21 | 3 | 020 | 6 | 877 | 18 | 513 | 1 | (0) | 1 | (0) | 1 | (0) | 24 | 883 | 3 | (0) | 24 | 4 | 725 | 4 | 16 | 48 | | | | | | | | | | | | | |
| 18 | 5 | 826 | 16 | 4 | 926 | 30 | 1 | 853 | 21 | 2 | 121 | 14 | 938 | 32 | 1 | 148 | 6 | 890 | 30 | 4 | 187 | 9 | 359 | 49 | | | | | | | | | | | |
| 9 | 4 | 545 | 9 | 4 | 511 | 12 | 956 | 17 | 1 | 721 | 11 | 820 | 17 | 830 | 4 | (0) | 15 | 1 | 517 | 5 | 337 | 50 | | | | | | | | | | | | | |
| 9 | 1 | 281 | 7 | 415 | 18 | 897 | 4 | (0) | 3 | 118 | 15 | 318 | 15 | 318 | 2 | (0) | 15 | 2 | 670 | 4 | 22 | 51 | | | | | | | | | | | | | |
| 25 | 2 | 530 | 9 | 2 | 160 | 25 | 1 | 452 | 10 | 681 | 7 | 322 | 46 | 1 | 227 | 3 | 403 | 33 | 4 | 430 | 10 | 108 | 52 | | | | | | | | | | | | |
| 5 | 1 | 172 | 6 | 1 | 703 | 7 | 510 | 9 | (0) | 5 | (0) | 19 | 607 | 2 | (0) | 12 | 1 | 676 | 3 | 15 | 53 | | | | | | | | | | | | | | |
| 20 | 1 | 358 | 3 | 457 | 18 | 942 | 1 | (0) | 2 | (0) | 2 | (0) | 27 | 620 | 1 | (0) | 21 | 2 | 754 | 7 | 93 | 54 | | | | | | | | | | | | | |
| 13 | 2 | 363 | 7 | 1 | 626 | 19 | 1 | 905 | 7 | 414 | 8 | 278 | 16 | 349 | 3 | (0) | 26 | 1 | 307 | 3 | 33 | 55 | | | | | | | | | | | | | |
| 7 | 2 | 133 | 6 | (0) | (0) | 12 | 1 | 744 | 7 | 414 | 4 | 228 | 12 | 286 | 3 | (0) | 20 | 1 | 086 | 2 | (0) | 56 | | | | | | | | | | | | | |
| 6 | 230 | 1 | (0) | 7 | 161 | - | - | - | - | - | 4 | 50 | 4 | 63 | - | - | 6 | 221 | 1 | (0) | 57 | | | | | | | | | | | | | | |
| 26 | 6 | 323 | 14 | 5 | 877 | 45 | 3 | 531 | 17 | 2 | 435 | 15 | 1 | 210 | 38 | 1 | 321 | 7 | 785 | 40 | 4 | 742 | 15 | 661 | 58 | | | | | | | | | | |
| 13 | 5 | 545 | 14 | 5 | 877 | 24 | 2 | 349 | 17 | 2 | 435 | 14 | (0) | 24 | 1 | 061 | 3 | 706 | 29 | 2 | 967 | 13 | (0) | 59 | | | | | | | | | | | |
| 13 | 778 | - | - | 21 | 1 | 182 | - | - | - | - | 1 | (0) | 14 | 260 | 4 | 79 | 11 | 1 | 775 | 2 | (0) | 60 | | | | | | | | | | | | | |
| 36 | 3 | 896 | 20 | 3 | 431 | 33 | 1 | 787 | 18 | 837 | 14 | 408 | 67 | 1 | 733 | 7 | 467 | 54 | 5 | 031 | 10 | 60 | 61 | | | | | | | | | | | | |
| 74 | 17 | 956 | 31 | 16 | 113 | 89 | 6 | 428 | 31 | 3 | 615 | 41 | 3 | 799 | 128 | 5 | 083 | 15 | 2 | 499 | 118 | 13 | 197 | 23 | 1 | 783 | 62 | | | | | | | | |
| 39 | 13 | 855 | 18 | 12 | 613 | 44 | 3 | 591 | 25 | 3 | 488 | 27 | 3 | 080 | 74 | 3 | 231 | 10 | 2 | 248 | 63 | 4 | 705 | 15 | 1 | 745 | 63 | | | | | | | | |
| 6 | 1 | 116 | 8 | 2 | 741 | 19 | 1 | 463 | 4 | (0) | 8 | 340 | 10 | 411 | 2 | (0) | 13 | 2 | 064 | 4 | 12 | 64 | | | | | | | | | | | | | |
| 29 | 2 | 985 | 5 | 759 | 26 | 1 | 374 | 2 | (0) | 6 | 379 | 44 | 1 | 441 | 3 | (0) | 42 | 6 | 428 | 4 | 26 | 65 | | | | | | | | | | | | | |
| 33 | 4 | 341 | 13 | 3 | 465 | 46 | 3 | 754 | 9 | 508 | 17 | 725 | 52 | 1 | 537 | 9 | 563 | 41 | 4 | 165 | 7 | 97 | 66 | | | | | | | | | | | | |
| 12 | 2 | 938 | 8 | 2 | 885 | 20 | 2 | 267 | 7 | (0) | 10 | 566 | 25 | 920 | 3 | (0) | 18 | 1 | 983 | 1 | (0) | 67 | | | | | | | | | | | | | |
| 21 | 1 | 403 | 5 | 580 | 26 | 1 | 487 | 2 | (0) | 7 | 159 | 27 | 617 | 6 | (0) | 23 | 2 | 182 | 6 | (0) | 68 | | | | | | | | | | | | | | |
| 34 | 6 | 661 | 20 | 5 | 618 | 49 | 3 | 401 | 16 | 1 | 219 | 12 | 743 | 58 | 1 | 669 | 11 | 954 | 47 | 4 | 385 | 16 | 368 | 69 | | | | | | | | | | | |
| 10</ | | | | | | | | | | | | | | | | | | | | | | | | | | | | | | | | | | | |

TABLE 3. Counties; Cities of 2,500

| Line number | County and city | Total | | | | | | | Kind-of-business group | | | | |
|-------------|--|----------------|--------------|---------------------------|-----------------------------|----------------------|---|--|---|--|-----------|------------------------------------|-----------|
| | | Establishments | | Sales | | Payroll, entire year | Payroll, workweek ended nearest Nov. 15 | Paid employees, workweek ended nearest Nov. 15 | Active proprietors of unincorporated businesses | Lumber, building matls., hardware, farm equip. dealers | | General merchandise group stores * | |
| | | Total | With payroll | Total, all establishments | Establishments with payroll | | | | | Estab-lish-ments | Sales | Estab-lish-ments | Sales |
| | | (number) | (number) | (\$1,000) | (\$1,000) | (\$1,000) | (dollars) | (number) | (number) | (number) | (\$1,000) | (number) | (\$1,000) |
| 1 | OAVIS COUNTY | 108 | 76 | 8 435 | 7 761 | 713 | 14 364 | 269 | 110 | 14 | 1 050 | 9 | 423 |
| 2 | BLOOMFIELD | 74 | 60 | 6 670 | 6 552 | 606 | 12 316 | 233 | 76 | 10 | 832 | 6 | 248 |
| 3 | REMAINDER OF COUNTY | 34 | 16 | 1 765 | 1 209 | 107 | 2 048 | 36 | 34 | 4 | 218 | 3 | 175 |
| 4 | OECATUR COUNTY | 132 | 94 | 11 896 | 11 222 | 801 | 15 139 | 313 | 124 | 16 | 1 520 | 8 | 393 |
| 5 | DELAWARE COUNTY | 223 | 145 | 20 353 | 18 647 | 1 598 | 32 738 | 539 | 224 | 25 | 3 287 | 9 | 779 |
| 6 | OYERSVILLE (PART) ¹ | - | - | - | - | - | - | - | - | - | - | - | - |
| 7 | MANCHESTER | 96 | 78 | 12 387 | 12 153 | 1 159 | 24 407 | 387 | 100 | 10 | 2 300 | 4 | 561 |
| 8 | REMAINDER OF COUNTY | 127 | 67 | 7 966 | 6 494 | 439 | 8 331 | 152 | 124 | 15 | 987 | 5 | 218 |
| 9 | DES MOINES COUNTY | 431 | 331 | 65 706 | 63 606 | 7 183 | 146 673 | 2 477 | 380 | 26 | 4 416 | 14 | 10 854 |
| 10 | BURLINGTON | 339 | 267 | 55 761 | 54 349 | 6 300 | 129 417 | 2 186 | 298 | 15 | 2 789 | 11 | (D) |
| 11 | WEST BURLINGTON | 13 | 13 | 1 186 | 1 186 | 129 | 2 379 | 39 | 11 | 1 | (O) | - | - |
| 12 | REMAINDER OF COUNTY | 79 | 51 | 8 759 | 8 071 | 754 | 14 877 | 252 | 71 | 10 | (D) | 3 | (O) |
| 13 | DICKINSON COUNTY | 244 | 180 | 18 518 | 17 528 | 1 752 | 34 528 | 629 | 240 | 28 | 3 706 | 11 | 409 |
| 14 | SPIRIT LAKE | 78 | 62 | 8 033 | 7 785 | 803 | 15 787 | 277 | 70 | 9 | 1 424 | 2 | (D) |
| 15 | REMAINDER OF COUNTY | 166 | 118 | 10 485 | 9 743 | 949 | 18 741 | 352 | 170 | 19 | 2 282 | 9 | (O) |
| 16 | OUBUQUE COUNTY | 810 | 586 | 111 780 | 107 528 | 13 055 | 258 312 | 4 184 | 770 | 60 | 10 118 | 22 | 20 444 |
| 17 | DUBUQUE | 544 | 414 | 86 750 | 84 884 | 11 181 | 222 457 | 3 574 | 492 | 21 | 4 751 | 9 | 19 183 |
| 18 | OYERSVILLE (PART) ¹ | 76 | 60 | 9 789 | 9 499 | 786 | 16 028 | 259 | 85 | 11 | 2 540 | 2 | (D) |
| 19 | REMAINDER OF COUNTY | 190 | 112 | 15 241 | 13 145 | 1 088 | 19 827 | 351 | 193 | 28 | 2 827 | 11 | (O) |
| 20 | EMMET COUNTY | 184 | 142 | 22 379 | 21 307 | 2 054 | 41 024 | 675 | 170 | 25 | 3 913 | 8 | 1 597 |
| 21 | ESTHERVILLE | 112 | 94 | 16 708 | 16 236 | 1 646 | 33 907 | 544 | 101 | 15 | 2 620 | 6 | (D) |
| 22 | REMAINDER OF COUNTY | 72 | 48 | 5 671 | 5 071 | 408 | 7 117 | 131 | 69 | 10 | 1 293 | 2 | (O) |
| 23 | FAYETTE COUNTY | 337 | 265 | 36 426 | 35 040 | 3 120 | 61 746 | 1 106 | 326 | 44 | 5 748 | 15 | 2 145 |
| 24 | OELWEIN | 108 | 96 | 15 666 | 15 468 | 1 634 | 34 051 | 550 | 98 | 10 | 2 153 | 5 | 1 687 |
| 25 | WEST UNION | 58 | 48 | 6 841 | 6 673 | 555 | 9 776 | 189 | 55 | 8 | 944 | 4 | 283 |
| 26 | REMAINDER OF COUNTY | 171 | 121 | 13 919 | 12 899 | 931 | 17 919 | 367 | 173 | 26 | 2 651 | 6 | 175 |
| 27 | FLOYO COUNTY | 246 | 186 | 27 806 | 26 550 | 2 517 | 47 204 | 824 | 236 | 26 | 3 555 | 7 | 705 |
| 28 | CHARLES CITY | 150 | 126 | 22 453 | 21 809 | 2 169 | 40 978 | 680 | 137 | 14 | 2 099 | 5 | (D) |
| 29 | REMAINDER OF COUNTY | 96 | 60 | 5 353 | 4 741 | 348 | 6 226 | 144 | 99 | 12 | 1 456 | 2 | (D) |
| 30 | FRANKLIN COUNTY | 188 | 144 | 24 977 | 24 433 | 2 145 | 40 226 | 679 | 177 | 23 | 4 671 | 7 | 523 |
| 31 | HAMPTON | 103 | 87 | 15 633 | 15 515 | 1 447 | 27 682 | 447 | 96 | 13 | 3 246 | 4 | 469 |
| 32 | REMAINDER OF COUNTY | 85 | 57 | 9 344 | 8 918 | 698 | 12 544 | 232 | 81 | 10 | 1 425 | 3 | 54 |
| 33 | FREMONT COUNTY | 150 | 94 | 10 896 | 9 740 | 686 | 14 037 | 248 | 169 | 22 | 3 352 | 6 | 350 |
| 34 | GREENE COUNTY | 190 | 142 | 18 667 | 17 283 | 1 565 | 28 910 | 484 | 206 | 34 | 3 712 | 8 | 693 |
| 35 | JEFFERSON | 95 | 79 | 10 719 | 10 225 | 1 013 | 18 186 | 310 | 104 | 17 | 1 730 | 3 | (O) |
| 36 | REMAINDER OF COUNTY | 95 | 63 | 7 948 | 7 058 | 552 | 10 724 | 174 | 102 | 17 | 1 982 | 5 | (D) |
| 37 | GRUNOY COUNTY | 174 | 130 | 20 032 | 18 960 | 1 415 | 26 489 | 444 | 186 | 26 | 4 269 | 4 | 237 |
| 38 | GUTHRIE COUNTY | 207 | 141 | 15 713 | 13 979 | 1 054 | 21 445 | 414 | 221 | 33 | 3 313 | 8 | 358 |
| 39 | HAMILTON COUNTY | 246 | 202 | 30 549 | 29 549 | 2 812 | 53 940 | 921 | 236 | 36 | 5 362 | 10 | 1 316 |
| 40 | WEBSTER CITY | 127 | 115 | 18 040 | 17 796 | 1 886 | 35 635 | 607 | 127 | 15 | 2 432 | 7 | 1 175 |
| 41 | REMAINDER OF COUNTY | 119 | 87 | 12 509 | 11 753 | 926 | 18 305 | 314 | 109 | 21 | 2 930 | 3 | 141 |
| 42 | HANCOCK COUNTY | 181 | 141 | 21 992 | 20 686 | 1 468 | 27 720 | 481 | 176 | 32 | 4 479 | 8 | 397 |
| 43 | HARJOIN COUNTY | 350 | 264 | 40 411 | 38 873 | 3 326 | 62 450 | 1 075 | 339 | 49 | 7 385 | 16 | 1 753 |
| 44 | ELOORA | 62 | 50 | 6 560 | 6 378 | 578 | 12 196 | 223 | 61 | 9 | 1 296 | 4 | 335 |
| 45 | IOWA FALLS | 115 | 91 | 15 858 | 15 386 | 1 497 | 27 420 | 475 | 105 | 10 | 1 766 | 6 | 921 |
| 46 | REMAINDER OF COUNTY | 173 | 123 | 17 993 | 17 109 | 1 251 | 22 834 | 377 | 173 | 30 | 4 323 | 6 | 497 |
| 47 | HARRISON COUNTY | 228 | 176 | 20 449 | 19 131 | 1 678 | 31 767 | 649 | 248 | 27 | 2 973 | 9 | 683 |
| 48 | MISSOURI VALLEY | 70 | 56 | 7 391 | 7 029 | 642 | 12 040 | 253 | 76 | 7 | 980 | 3 | 188 |
| 49 | REMAINDER OF COUNTY | 158 | 120 | 13 058 | 12 102 | 1 036 | 19 727 | 396 | 172 | 20 | 1 993 | 6 | 495 |
| 50 | HENRY COUNTY | 245 | 183 | 29 744 | 28 690 | 2 552 | 46 870 | 761 | 223 | 43 | 5 486 | 18 | 1 306 |
| 51 | MOUNT PLEASANT | 118 | 94 | 14 724 | 14 402 | 1 490 | 26 921 | 463 | 106 | 16 | 1 492 | 8 | 856 |
| 52 | REMAINDER OF COUNTY | 127 | 89 | 15 020 | 14 288 | 1 062 | 19 949 | 298 | 117 | 27 | 3 994 | 10 | 450 |
| 53 | HOWARD COUNTY | 188 | 136 | 15 086 | 14 252 | 1 198 | 23 265 | 441 | 183 | 23 | 2 918 | 11 | 996 |
| 54 | CRESCO | 96 | 74 | 9 312 | 9 014 | 805 | 15 815 | 294 | 97 | 12 | 1 839 | 7 | 811 |
| 55 | REMAINDER OF COUNTY | 92 | 62 | 5 774 | 5 238 | 393 | 7 450 | 147 | 86 | 11 | 1 079 | 4 | 185 |
| 56 | HUMBOLOT COUNTY | 198 | 150 | 20 683 | 19 989 | 1 730 | 33 529 | 533 | 203 | 39 | 5 478 | 8 | 656 |
| 57 | HUMBOLOT | 88 | 76 | 11 183 | 10 919 | 971 | 20 904 | 329 | 90 | 14 | 2 526 | 4 | 480 |
| 58 | REMAINDER OF COUNTY | 110 | 74 | 9 500 | 9 070 | 759 | 12 625 | 204 | 113 | 25 | 2 952 | 4 | 176 |
| 59 | IOA COUNTY | 145 | 115 | 14 066 | 13 346 | 1 158 | 20 611 | 366 | 144 | 20 | 3 300 | 8 | 483 |
| 60 | IOWA COUNTY | 229 | 177 | 26 125 | 24 593 | 2 334 | 45 972 | 865 | 216 | 30 | 4 358 | 13 | 1 029 |
| 61 | JACKSON COUNTY | 277 | 203 | 26 866 | 25 100 | 2 286 | 44 479 | 766 | 296 | 27 | 4 088 | 8 | 761 |
| 62 | MAQUOKETA | 140 | 108 | 16 695 | 16 223 | 1 527 | 28 490 | 498 | 153 | 12 | 2 345 | 3 | 526 |
| 63 | REMAINDER OF COUNTY | 137 | 95 | 10 171 | 8 877 | 759 | 15 989 | 268 | 143 | 15 | 1 743 | 5 | 235 |
| 64 | JASPER COUNTY | 370 | 260 | 46 477 | 43 811 | 4 480 | 81 370 | 1 345 | 377 | 41 | 6 428 | 12 | 3 131 |
| 65 | NEWTON | 169 | 145 | 30 737 | 30 179 | 3 406 | 62 440 | 983 | 149 | 11 | 3 195 | 6 | 2 434 |
| 66 | REMAINDER OF COUNTY | 201 | 115 | 15 740 | 13 632 | 1 074 | 18 930 | 362 | 228 | 30 | 3 233 | 6 | 697 |
| 67 | JEFFERSON COUNTY | 178 | 146 | 24 132 | 23 698 | 2 269 | 42 697 | 704 | 167 | 23 | 3 112 | 8 | 821 |
| 68 | FAIRFIELD | 132 | 114 | 17 962 | 17 794 | 1 783 | 33 550 | 570 | 125 | 12 | 1 874 | 7 | (D) |
| 69 | REMAINDER OF COUNTY | 46 | 32 | 6 170 | 5 904 | 486 | 9 147 | 134 | 42 | 11 | 1 238 | 1 | (O) |

Standard Notes: - Represents zero. (D) Withheld to avoid disclosure. (NA) Not available. (X) Not applicable. *Nonstore retailers, part of SIC major group 53, are shown separately in this table.
¹Dyersville is in Delaware and Dubuque Counties.

Inhabitants or More: 1963 - Continued

| Kind-of-business group -- continued | | | | | | | | | | | | | | | | | | Line number |
|-------------------------------------|-----------------|----------------------|-----------------|---------------------------|-----------------|---------------------------|-----------------|---|-----------------|-------------------------|-----------------|---------------------------------|-----------------|-------------------------|-----------------|-------------------------|-----------------|-------------|
| Food stores | | Automotive dealers | | Gasoline service stations | | Apparel, accessory stores | | Furniture, home furnishings, equipment stores | | Eating, drinking places | | Drug stores, proprietary stores | | Other retail stores | | Nonstore retailers * | | |
| Establishments (number) | Sales (\$1,000) | Establishments (No.) | Sales (\$1,000) | Establishments (number) | Sales (\$1,000) | Establishments (number) | Sales (\$1,000) | Establishments (number) | Sales (\$1,000) | Establishments (number) | Sales (\$1,000) | Establishments (No.) | Sales (\$1,000) | Establishments (number) | Sales (\$1,000) | Establishments (number) | Sales (\$1,000) | |
| 15 | 1 599 | 7 | 2 141 | 21 | 1 166 | 5 | 290 | 5 | (0) | 13 | 338 | 1 | (0) | 14 | 1 084 | 4 | 20 | 1 |
| 7 | 1 254 | 7 | 2 141 | 14 | 829 | 5 | 290 | 5 | (0) | 9 | 275 | 1 | (0) | 6 | 457 | 4 | 20 | 2 |
| 8 | 345 | - | - | 7 | 337 | - | - | - | - | 4 | 63 | - | - | 8 | 627 | - | - | 3 |
| 14 | 2 223 | 6 | 1 495 | 26 | 1 335 | 7 | 400 | 3 | 94 | 25 | 457 | 3 | 344 | 21 | 3 510 | 3 | 125 | 4 |
| 32 | 3 959 | 12 | 4 086 | 39 | 1 839 | 11 | 692 | 5 | 359 | 36 | 949 | 5 | 428 | 44 | 3 913 | 5 | 62 | 5 |
| 8 | 2 414 | 5 | 3 272 | 15 | 928 | 11 | 692 | 4 | (0) | 16 | 500 | 3 | (0) | 18 | 1 047 | 2 | (0) | 7 |
| 24 | 1 545 | 7 | 814 | 24 | 911 | - | - | 1 | (0) | 20 | 449 | 2 | (0) | 26 | 2 866 | 3 | (0) | 8 |
| 57 | 15 106 | 29 | 10 732 | 57 | 5 057 | 21 | 2 114 | 33 | 4 274 | 91 | 3 730 | 12 | 2 047 | 67 | 6 835 | 24 | 541 | 9 |
| 45 | 13 069 | 25 | 10 064 | 42 | 4 000 | 19 | (0) | 27 | 3 790 | 74 | 3 170 | 11 | (D) | 54 | 3 695 | 16 | 445 | 10 |
| 2 | (0) | 1 | (0) | 2 | (0) | - | - | - | - | 5 | 189 | - | - | 2 | (0) | - | - | 11 |
| 10 | (0) | 3 | (0) | 13 | (0) | 2 | (0) | 6 | 484 | 12 | 371 | 1 | (0) | 11 | (0) | 8 | 96 | 12 |
| 28 | 3 137 | 15 | 2 981 | 38 | 2 157 | 10 | 612 | 9 | 700 | 56 | 1 744 | 6 | 632 | 31 | 2 312 | 12 | 128 | 13 |
| 5 | 1 548 | 7 | 1 253 | 15 | 937 | 6 | 450 | 7 | (0) | 12 | 304 | 3 | 429 | 10 | 910 | 2 | (0) | 14 |
| 23 | 1 589 | 8 | 1 728 | 23 | 1 220 | 4 | 162 | 2 | (0) | 44 | 1 440 | 3 | 203 | 21 | 1 402 | 10 | (0) | 15 |
| 100 | 23 894 | 45 | 17 120 | 107 | 8 159 | 37 | 3 728 | 32 | 4 434 | 222 | 8 039 | 14 | 3 616 | 129 | 10 756 | 42 | 1 472 | 16 |
| 79 | 20 573 | 31 | 13 668 | 73 | 5 971 | 31 | 3 267 | 26 | 3 313 | 143 | 5 809 | 10 | 3 140 | 89 | 6 113 | 32 | 962 | 17 |
| 7 | 2 084 | 6 | 1 472 | 11 | 795 | 3 | 439 | 2 | (0) | 20 | 465 | 2 | (0) | 10 | 1 113 | 2 | (0) | 18 |
| 14 | 1 237 | 8 | 1 980 | 23 | 1 393 | 3 | 22 | 4 | (0) | 59 | 1 765 | 2 | (0) | 30 | 3 530 | 8 | (0) | 19 |
| 23 | 5 184 | 9 | 3 389 | 26 | 1 985 | 12 | 970 | 9 | 549 | 29 | 945 | 4 | 614 | 30 | 2 849 | 9 | 384 | 20 |
| 11 | 4 039 | 8 | (0) | 16 | 1 530 | 8 | 883 | 5 | 419 | 19 | 728 | 2 | (0) | 19 | 942 | 3 | 219 | 21 |
| 12 | 1 145 | 1 | (0) | 10 | 455 | 4 | 87 | 4 | 130 | 10 | 217 | 2 | (0) | 11 | 1 907 | 6 | 165 | 22 |
| 42 | 7 293 | 15 | 6 274 | 50 | 3 201 | 28 | 1 999 | 15 | 1 086 | 55 | 1 583 | 11 | 771 | 53 | 5 940 | 9 | 386 | 23 |
| 8 | 2 972 | 6 | 3 250 | 19 | 1 245 | 18 | 1 636 | 7 | 461 | 15 | 543 | 3 | (0) | 16 | 1 046 | 1 | (0) | 24 |
| 4 | 1 444 | 2 | (0) | 8 | 749 | 7 | 249 | 3 | (0) | 9 | 260 | 2 | (0) | 11 | 832 | - | - | 25 |
| 30 | 2 877 | 7 | (0) | 23 | 1 207 | 3 | 114 | 5 | (0) | 31 | 780 | 6 | 207 | 26 | 4 062 | 8 | (0) | 26 |
| 34 | 6 730 | 15 | 5 690 | 35 | 2 537 | 14 | 1 226 | 12 | 791 | 36 | 1 460 | 7 | 330 | 42 | 3 824 | 18 | 958 | 27 |
| 20 | 5 807 | 11 | 4 974 | 19 | 1 869 | 13 | (0) | 7 | 664 | 27 | 1 241 | 3 | 262 | 25 | 2 968 | 6 | 763 | 28 |
| 14 | 923 | 4 | 716 | 16 | 668 | 1 | (0) | 5 | 127 | 9 | 219 | 4 | 68 | 17 | 856 | 12 | 195 | 29 |
| 17 | 4 254 | 9 | 3 020 | 18 | 1 396 | 7 | 647 | 16 | 562 | 38 | 1 197 | 2 | (0) | 35 | 7 259 | 16 | (0) | 30 |
| 4 | 2 694 | 6 | 2 116 | 8 | 738 | 7 | 647 | 8 | 443 | 20 | 575 | 1 | (0) | 22 | 3 319 | 10 | (0) | 31 |
| 13 | 1 560 | 3 | 904 | 10 | 658 | - | - | 8 | 119 | 18 | 622 | 1 | (0) | 13 | 3 940 | 6 | (0) | 32 |
| 21 | 1 855 | 6 | 1 373 | 26 | 1 224 | 12 | 315 | 3 | (0) | 33 | 755 | 4 | 368 | 13 | (0) | 4 | (0) | 33 |
| 17 | 3 659 | 8 | 3 343 | 31 | 2 373 | 14 | 770 | 6 | 306 | 30 | 801 | 8 | 416 | 30 | 2 478 | 4 | 116 | 34 |
| 6 | 2 450 | 4 | 2 425 | 13 | 864 | 11 | 663 | 6 | 306 | 15 | 550 | 5 | (0) | 17 | 825 | - | (0) | 35 |
| 11 | 1 209 | 4 | 918 | 18 | 1 509 | 3 | 107 | - | - | 15 | 251 | 5 | (0) | 13 | 1 653 | 4 | (0) | 36 |
| 18 | 4 099 | 16 | 3 410 | 26 | 1 709 | 8 | 579 | 6 | 381 | 26 | 628 | 6 | 560 | 28 | 4 116 | 10 | 44 | 37 |
| 34 | 3 705 | 6 | 3 179 | 29 | 1 441 | 9 | 363 | 14 | 327 | 38 | 733 | 6 | 289 | 26 | 1 983 | 4 | 22 | 38 |
| 27 | 5 163 | 15 | 4 874 | 38 | 2 917 | 18 | 1 665 | 9 | 1 180 | 46 | 1 673 | 7 | 643 | 30 | 4 703 | 10 | 1 053 | 39 |
| 13 | 3 308 | 11 | 4 182 | 15 | 1 097 | 14 | 1 563 | 8 | (0) | 24 | 822 | 4 | 544 | 13 | 1 738 | 3 | (0) | 40 |
| 14 | 1 855 | 4 | 692 | 23 | 1 820 | 4 | 102 | 1 | (0) | 22 | 851 | 3 | 99 | 17 | 2 965 | 7 | (0) | 41 |
| 30 | 3 611 | 8 | 2 077 | 31 | 1 482 | 4 | 349 | 8 | 576 | 26 | 658 | 5 | 418 | 26 | 7 712 | 3 | 233 | 42 |
| 37 | 5 888 | 23 | 8 112 | 46 | 2 811 | 17 | 1 049 | 17 | 840 | 48 | 1 382 | 16 | 989 | 52 | 9 605 | 29 | 597 | 43 |
| 8 | 1 333 | 2 | (0) | 8 | 636 | 3 | (0) | 3 | 175 | 7 | 209 | 4 | 317 | 8 | 772 | 6 | 76 | 44 |
| 8 | 2 687 | 11 | 5 281 | 17 | 1 242 | 12 | 736 | 7 | 338 | 11 | 613 | 4 | 390 | 14 | 1 489 | 15 | 395 | 45 |
| 21 | 1 868 | 10 | (0) | 21 | 933 | 2 | (0) | 7 | 327 | 30 | 560 | 8 | 282 | 30 | 7 344 | 8 | 126 | 46 |
| 26 | 4 288 | 13 | 3 709 | 34 | 2 286 | 8 | 642 | 8 | 439 | 45 | 1 748 | 9 | 673 | 35 | 2 495 | 14 | 513 | 47 |
| 6 | 1 489 | 3 | 1 280 | 11 | 725 | 4 | 427 | 3 | (0) | 15 | 966 | 3 | (0) | 13 | 767 | 2 | (0) | 48 |
| 20 | 2 799 | 10 | 2 429 | 23 | 1 561 | 4 | 215 | 5 | (0) | 30 | 782 | 6 | (0) | 22 | 1 728 | 12 | (0) | 49 |
| 25 | 3 789 | 14 | 5 501 | 38 | 2 741 | 7 | 803 | 11 | 498 | 38 | 1 189 | 7 | 798 | 34 | 7 209 | 10 | 424 | 50 |
| 8 | 2 219 | 9 | 4 283 | 17 | 1 196 | 7 | 803 | 6 | 467 | 19 | 805 | 3 | 660 | 17 | (0) | 8 | (0) | 51 |
| 17 | 1 570 | 5 | 1 218 | 21 | 1 545 | - | - | 5 | 31 | 19 | 384 | 4 | 138 | 17 | (0) | 2 | (0) | 52 |
| 21 | 2 973 | 8 | 2 549 | 23 | 1 260 | 8 | 337 | 9 | 417 | 37 | 785 | 4 | (0) | 35 | 2 383 | 9 | (0) | 53 |
| 7 | 1 994 | 4 | 2 029 | 9 | 487 | 5 | 314 | 8 | (0) | 16 | 442 | 3 | (0) | 18 | 603 | 7 | 68 | 54 |
| 14 | 979 | 4 | 520 | 14 | 773 | 3 | 23 | 1 | (0) | 21 | 343 | 1 | (0) | 17 | 1 780 | 2 | (0) | 55 |
| 16 | 3 272 | 10 | 2 506 | 36 | 1 627 | 8 | 610 | 15 | 695 | 24 | 769 | 5 | 382 | 25 | 4 628 | 12 | 60 | 56 |
| 5 | 2 348 | 6 | 2 055 | 16 | 1 112 | 6 | (0) | 13 | (0) | 12 | 523 | 2 | (0) | 8 | 619 | 2 | (0) | 57 |
| 11 | 924 | 4 | 451 | 20 | 515 | 2 | (0) | 2 | (0) | 12 | 246 | 3 | (0) | 17 | 4 009 | 10 | (0) | 58 |
| 16 | 2 398 | 8 | 2 249 | 21 | 1 131 | 7 | 204 | 11 | 350 | 21 | 850 | 5 | (0) | 26 | 2 790 | 2 | (0) | 59 |
| 33 | 4 564 | 17 | 4 061 | 26 | 2 577 | 9 | 599 | 14 | 887 | 37 | 2 302 | 8 | 647 | 37 | 5 007 | 5 | 94 | 60 |
| 41 | 6 459 | 12 | 4 760 | 36 | 2 312 | 16 | 1 086 | 16 | 760 | 64 | 1 861 | 8 | 637 | 41 | 4 062 | 8 | 80 | 61 |
| 13 | 4 266 | 8 | 3 739 | 19 | 1 257 | 12 | 938 | 10 | (0) | 29 | 999 | 4 | 404 | 24 | 1 657 | 6 | (0) | 62 |
| 28 | 2 193 | 4 | 1 021 | 17 | 1 055 | 4 | 148 | 6 | (0) | 35 | 862 | 4 | 233 | 17 | 2 405 | 2 | (0) | 63 |
| 45 | 9 798 | 13 | 7 962 | 57 | 4 199 | 20 | 2 212 | 28 | 1 642 | 64 | 1 917 | 12 | 1 234 | 64 | 7 402 | 14 | 552 | 64 |
| 13 | 7 266 | 10 | (0) | 20 | 2 067 | 18 | (0) | 23 | 1 504 | 31 | 1 183 | 5 | 922 | 22 | 2 105 | 10 | 534 | 65 |
| 32 | 2 532 | 3 | (0) | 37 | 2 132 | 2 | (0) | 5 | 138 | 33 | 734 | 7 | 312 | 42 | 5 297 | 4 | 18 | 66 |
| 19 | 4 576 | 11 | 5 177 | 27 | 2 383 | 11 | 1 518 | 5 | 600 | 26 | 999 | 6 | 874 | 32 | 3 932 | 10 | 140 | 67 |
| 14 | 2 613 | 10 | (0) | 20 | 1 538 | 11 | 1 518 | 5 | 600 | 19 | 899 | 4 | (0) | 24 | 2 034 | 6 | 118 | 68 |
| 5 | 1 963 | 1 | (0) | 7 | 845 | - | - | - | - | 7 | 100 | 2 | (0) | 8 | 1 898 | 4 | 22 | 69 |

TABLE 3. Counties; Cities of 2,500

| Line number | County and city | Total | | | | | | | | Kind-of-business group | | | |
|-------------|-------------------------------|----------------|--------------|---------------------------|-----------------------------|----------------------|---|--|---|--|-----------|------------------------------------|-----------|
| | | Establishments | | Sales | | Payroll, entire year | Payroll, workweek ended nearest Nov. 15 | Paid employees, workweek ended nearest Nov. 15 | Active proprietors of unincorporated businesses | Lumber, building matts., hardware, farm equip. dealers | | General merchandise group stores * | |
| | | Total | With payroll | Total, all establishments | Establishments with payroll | | | | | Establishments | Sales | Establishments | Sales |
| | | (number) | (number) | (\$1,000) | (\$1,000) | (\$1,000) | (dollars) | (number) | (number) | (number) | (\$1,000) | (number) | (\$1,000) |
| 1 | JOHNSON COUNTY | 415 | 359 | 71 366 | 69 480 | 8 421 | 160 498 | 2 675 | 365 | 36 | 6 235 | 13 | 8 076 |
| 2 | IOWA CITY | 278 | 250 | 57 775 | 56 841 | 7 201 | 137 093 | 2 259 | 234 | 21 | 4 396 | 8 | 7 806 |
| 3 | REMAINDER OF COUNTY | 137 | 109 | 13 591 | 12 639 | 1 220 | 23 405 | 416 | 131 | 15 | 1 839 | 5 | 270 |
| 4 | JONES COUNTY | 272 | 192 | 27 226 | 24 780 | 2 166 | 37 598 | 696 | 267 | 41 | 5 568 | 7 | 1 054 |
| 5 | ANAMOSA | 76 | 60 | 7 532 | 6 692 | 617 | 10 847 | 219 | 77 | 10 | 1 358 | 3 | 412 |
| 6 | MONTICELLO | 80 | 66 | 11 371 | 11 097 | 942 | 16 750 | 303 | 78 | 13 | 2 851 | 3 | (0) |
| 7 | REMAINDER OF COUNTY | 116 | 66 | 8 323 | 6 991 | 607 | 10 001 | 174 | 112 | 18 | 1 359 | 1 | (0) |
| 8 | KEOKUK COUNTY | 245 | 165 | 19 359 | 17 469 | 1 347 | 25 619 | 489 | 251 | 40 | 3 782 | 9 | 861 |
| 9 | KOSSUTH COUNTY | 292 | 234 | 34 787 | 33 715 | 2 916 | 55 535 | 907 | 281 | 49 | 7 213 | 10 | 782 |
| 10 | ALGONA | 100 | 92 | 16 602 | 16 448 | 1 639 | 32 231 | 501 | 101 | 15 | 3 068 | 2 | (0) |
| 11 | REMAINDER OF COUNTY | 192 | 142 | 18 185 | 17 267 | 1 277 | 23 304 | 406 | 180 | 34 | 4 145 | 8 | (0) |
| 12 | LEE COUNTY | 449 | 373 | 55 640 | 53 270 | 5 435 | 101 121 | 1 836 | 418 | 43 | 6 023 | 15 | 3 912 |
| 13 | FORT MADISON | 178 | 140 | 20 463 | 19 773 | 2 042 | 39 360 | 702 | 160 | 14 | 935 | 4 | 579 |
| 14 | KEOKUK | 158 | 156 | 23 563 | 23 497 | 2 655 | 48 403 | 897 | 130 | 13 | 1 328 | 7 | 3 109 |
| 15 | REMAINDER OF COUNTY | 113 | 77 | 11 614 | 10 000 | 738 | 13 358 | 237 | 128 | 16 | 3 760 | 4 | 224 |
| 16 | LINN COUNTY | 1 181 | 871 | 214 112 | 207 544 | 25 839 | 504 720 | 8 020 | 1 028 | 79 | 15 413 | 34 | 37 266 |
| 17 | CEDAR RAPIDS | 824 | 622 | 174 429 | 170 225 | 22 362 | 429 789 | 6 743 | 683 | 37 | 9 677 | 24 | 34 339 |
| 18 | MARION | 101 | 77 | 12 577 | 12 303 | 1 285 | 28 490 | 424 | 96 | 13 | 1 888 | 4 | 201 |
| 19 | MOUNT VERNON | 36 | 28 | 4 383 | 4 141 | 373 | 9 049 | 152 | 33 | 4 | 506 | 1 | (0) |
| 20 | REMAINDER OF COUNTY | 220 | 144 | 22 723 | 20 875 | 1 819 | 37 392 | 701 | 216 | 25 | 3 342 | 5 | (0) |
| 21 | LOUISA COUNTY | 151 | 101 | 16 332 | 15 340 | 1 134 | 20 022 | 366 | 146 | 21 | 3 646 | 5 | 366 |
| 22 | LUCAS COUNTY | 156 | 106 | 13 772 | 12 588 | 1 174 | 20 470 | 423 | 158 | 10 | 1 386 | 7 | 1 311 |
| 23 | CHARITON | 114 | 86 | 11 653 | 10 879 | 1 047 | 18 449 | 376 | 112 | 8 | (0) | 6 | (0) |
| 24 | REMAINDER OF COUNTY | 42 | 20 | 2 119 | 1 709 | 127 | 2 021 | 47 | 46 | 2 | (0) | 1 | (0) |
| 25 | LYON COUNTY | 167 | 123 | 16 998 | 15 900 | 1 209 | 23 658 | 427 | 175 | 30 | 3 621 | 8 | 368 |
| 26 | ROCK RAPIDS | 59 | 55 | 8 134 | 7 980 | 699 | 13 456 | 241 | 61 | 10 | 1 571 | 1 | (0) |
| 27 | REMAINDER OF COUNTY | 108 | 68 | 8 864 | 7 920 | 510 | 10 202 | 186 | 114 | 20 | 2 050 | 7 | (0) |
| 28 | MADISON COUNTY | 137 | 105 | 17 136 | 16 518 | 1 584 | 29 796 | 504 | 129 | 15 | 1 789 | 4 | 378 |
| 29 | WINTERSSET | 92 | 76 | 12 429 | 12 023 | 1 153 | 22 739 | 398 | 93 | 9 | 772 | 3 | (0) |
| 30 | REMAINDER OF COUNTY | 45 | 29 | 4 707 | 4 495 | 431 | 7 057 | 106 | 36 | 6 | 1 017 | 1 | (0) |
| 31 | MAHASKA COUNTY | 254 | 208 | 33 173 | 32 559 | 3 213 | 60 863 | 1 106 | 235 | 31 | 5 104 | 7 | 2 135 |
| 32 | OSKALOOSA | 176 | 156 | 27 347 | 27 049 | 2 796 | 52 460 | 954 | 153 | 18 | 3 562 | 6 | (0) |
| 33 | REMAINDER OF COUNTY | 78 | 52 | 5 826 | 5 510 | 417 | 8 403 | 152 | 82 | 13 | 1 542 | 1 | (0) |
| 34 | MARION COUNTY | 285 | 213 | 29 399 | 28 275 | 2 620 | 50 162 | 893 | 297 | 35 | 5 078 | 8 | 881 |
| 35 | KNOXVILLE | 112 | 98 | 13 989 | 13 793 | 1 330 | 25 230 | 431 | 114 | 15 | 2 587 | 4 | 611 |
| 36 | PELLA | 88 | 66 | 10 793 | 10 387 | 991 | 18 961 | 332 | 98 | 13 | 1 571 | 2 | (0) |
| 37 | REMAINDER OF COUNTY | 85 | 49 | 4 617 | 4 095 | 299 | 5 971 | 130 | 85 | 7 | 920 | 2 | (0) |
| 38 | MARSHALL COUNTY | 441 | 309 | 54 129 | 51 665 | 6 082 | 117 581 | 1 883 | 382 | 38 | 5 599 | 16 | 6 022 |
| 39 | MARSHALLTOWN | 302 | 226 | 44 457 | 42 781 | 5 223 | 100 494 | 1 620 | 243 | 21 | 3 870 | 9 | 5 841 |
| 40 | REMAINDER OF COUNTY | 139 | 83 | 9 672 | 8 884 | 859 | 17 087 | 263 | 139 | 17 | 1 729 | 7 | 181 |
| 41 | MILLS COUNTY | 149 | 101 | 13 684 | 12 420 | 1 060 | 19 344 | 351 | 163 | 21 | 2 165 | 6 | 291 |
| 42 | GLENWOOD | 60 | 48 | 7 369 | 6 893 | 610 | 11 040 | 210 | 71 | 10 | 1 092 | 3 | 229 |
| 43 | REMAINDER OF COUNTY | 89 | 53 | 6 315 | 5 527 | 450 | 8 304 | 141 | 92 | 11 | 1 073 | 3 | 62 |
| 44 | MITCHELL COUNTY | 199 | 141 | 20 497 | 19 329 | 1 557 | 29 850 | 506 | 206 | 30 | 4 844 | 10 | 586 |
| 45 | OSAGE | 87 | 71 | 13 042 | 12 732 | 1 043 | 20 707 | 310 | 85 | 10 | 2 414 | 4 | 366 |
| 46 | REMAINDER OF COUNTY | 112 | 70 | 7 455 | 6 597 | 514 | 9 143 | 196 | 121 | 20 | 2 430 | 6 | 220 |
| 47 | MONONA COUNTY | 185 | 141 | 19 045 | 17 995 | 1 575 | 28 991 | 475 | 185 | 27 | 3 969 | 8 | 484 |
| 48 | ONAWA | 66 | 50 | 8 249 | 7 561 | 694 | 14 464 | 214 | 61 | 11 | 1 410 | 4 | 229 |
| 49 | REMAINDER OF COUNTY | 119 | 91 | 10 796 | 10 434 | 881 | 14 527 | 261 | 124 | 16 | 2 559 | 4 | 255 |
| 50 | MONROE COUNTY | 118 | 82 | 12 040 | 10 916 | 942 | 17 652 | 345 | 116 | 12 | 1 552 | 7 | 525 |
| 51 | ALBIA | 94 | 72 | 10 994 | 10 362 | 910 | 17 108 | 327 | 90 | 11 | (0) | 4 | 461 |
| 52 | REMAINDER OF COUNTY | 24 | 10 | 1 046 | 554 | 32 | 544 | 18 | 26 | 1 | (0) | 3 | 64 |
| 53 | MONTGOMERY COUNTY | 195 | 143 | 21 444 | 20 318 | 1 981 | 38 916 | 666 | 198 | 27 | 3 325 | 8 | 736 |
| 54 | RED OAK | 112 | 92 | 15 655 | 15 135 | 1 551 | 30 765 | 509 | 107 | 13 | 1 893 | 5 | 657 |
| 55 | REMAINDER OF COUNTY | 83 | 51 | 5 789 | 5 183 | 430 | 8 151 | 157 | 91 | 14 | 1 432 | 3 | 79 |
| 56 | MUSCATINE COUNTY | 410 | 312 | 48 877 | 46 139 | 4 690 | 89 475 | 1 585 | 403 | 39 | 6 626 | 11 | 2 858 |
| 57 | MUSCATINE | 267 | 223 | 36 308 | 35 298 | 3 780 | 70 812 | 1 270 | 259 | 22 | 3 194 | 9 | (0) |
| 58 | REMAINDER OF COUNTY | 143 | 89 | 12 569 | 10 841 | 910 | 18 663 | 315 | 144 | 17 | 3 432 | 2 | (0) |
| 59 | O'BRIEN COUNTY | 294 | 218 | 31 102 | 29 354 | 2 412 | 46 860 | 785 | 288 | 48 | 5 687 | 13 | 1 633 |
| 60 | SHELOON | 95 | 79 | 13 428 | 13 190 | 1 210 | 23 336 | 391 | 87 | 16 | 2 983 | 5 | 1 187 |
| 61 | REMAINDER OF COUNTY | 199 | 139 | 17 674 | 16 164 | 1 202 | 23 524 | 394 | 201 | 32 | 2 704 | 8 | 446 |
| 62 | OSCEOLA COUNTY | 121 | 97 | 11 430 | 11 068 | 904 | 16 802 | 324 | 108 | 23 | 2 086 | 6 | 394 |
| 63 | SIBLEY | 58 | 50 | 6 449 | 6 301 | 498 | 9 829 | 192 | 47 | 9 | 1 064 | 5 | (0) |
| 64 | REMAINDER OF COUNTY | 63 | 47 | 4 981 | 4 767 | 406 | 6 973 | 132 | 61 | 14 | 1 022 | 1 | (0) |
| 65 | PAGE COUNTY | 263 | 193 | 32 625 | 30 789 | 3 759 | 66 407 | 1 164 | 257 | 32 | 4 573 | 13 | 2 923 |
| 66 | CLAKINDA | 86 | 70 | 11 151 | 10 991 | 1 198 | 22 796 | 375 | 83 | 13 | 1 837 | 7 | (0) |
| 67 | SHENANDOAH | 126 | 100 | 19 271 | 18 417 | 2 410 | 40 887 | 736 | 118 | 11 | 2 398 | 5 | 1 797 |
| 68 | REMAINDER OF COUNTY | 51 | 23 | 2 203 | 1 381 | 151 | 2 724 | 53 | 56 | 8 | 338 | 1 | (0) |
| 69 | PALO ALTO COUNTY | 189 | 141 | 19 093 | 17 349 | 1 469 | 28 135 | 512 | 191 | 35 | 5 491 | 7 | 615 |
| 70 | EMMETSBURG | 70 | 62 | 10 313 | 10 021 | 913 | 17 772 | 312 | 69 | 14 | 3 073 | 3 | 345 |
| 71 | REMAINDER OF COUNTY | 119 | 79 | 8 780 | 7 328 | 554 | 10 363 | 200 | 122 | 21 | 2 418 | 4 | 270 |
| 72 | PLYMOUTH COUNTY | 285 | 221 | 34 015 | 32 555 | 2 756 | 53 194 | 998 | 285 | 41 | 5 422 | 8 | 463 |
| 73 | LE MARS | 124 | 106 | 18 735 | 18 399 | 1 695 | 32 859 | 652 | 111 | 20 | 2 225 | 2 | (0) |
| 74 | REMAINDER OF COUNTY | 161 | 115 | 15 280 | 14 156 | 1 061 | 20 335 | 346 | 174 | 21 | 3 197 | 6 | (0) |

Standard Notes: - Represents zero. (D) Withheld to avoid disclosure. (NA) Not available. (X) Not applicable. *Nonstore retailers, part of SIC major group 53, are shown separately in this table.

Inhabitants or More: 1963—Continued

| Kind-of-business group — continued | | | | | | | | | | | | | | | | | | Line number |
|------------------------------------|-----------------|------------------------|-----------------|---------------------------|-----------------|---------------------------|-----------------|---|-----------------|---------------------------|-----------------|---------------------------------|-----------------|---------------------------|-----------------|---------------------------|-----------------|-------------|
| Food stores | | Automotive dealers | | Gasoline service stations | | Apparel, accessory stores | | Furniture, home furnishings, equipment stores | | Eating, drinking places | | Drug stores, proprietary stores | | Other retail stores | | Nonstore retailers * | | |
| Estab-lish-ments (number) | Sales (\$1,000) | Estab-lish-ments (No.) | Sales (\$1,000) | Estab-lish-ments (number) | Sales (\$1,000) | Estab-lish-ments (number) | Sales (\$1,000) | Estab-lish-ments (number) | Sales (\$1,000) | Estab-lish-ments (number) | Sales (\$1,000) | Estab-lish-ments (No.) | Sales (\$1,000) | Estab-lish-ments (number) | Sales (\$1,000) | Estab-lish-ments (number) | Sales (\$1,000) | |
| 49 | 15 565 | 27 | 10 816 | 59 | 6 291 | 28 | 3 116 | 29 | 3 499 | 78 | 5 193 | 12 | 3 378 | 70 | 8 751 | 14 | 446 | 1 |
| 34 | 12 218 | 19 | 9 838 | 37 | 4 201 | 28 | 3 116 | 21 | 2 821 | 51 | 3 797 | 7 | 3 196 | 46 | 5 972 | 6 | 414 | 2 |
| 15 | 3 347 | 8 | 978 | 22 | 2 090 | 8 | - | 8 | 678 | 27 | 1 396 | 5 | 182 | 24 | 2 779 | 8 | 32 | 3 |
| 28 | 5 028 | 17 | 4 580 | 34 | 2 343 | 15 | 807 | 9 | 790 | 48 | 1 771 | 11 | 664 | 43 | 4 386 | 19 | 235 | 4 |
| 6 | 1 842 | 6 | 847 | 11 | 887 | 9 | 436 | 4 | 312 | 11 | 508 | 2 | (D) | 12 | 624 | 2 | (D) | 5 |
| 5 | 1 810 | 5 | 2 934 | 7 | 699 | 6 | 371 | 5 | 478 | 13 | 479 | 3 | (D) | 16 | 1 084 | 4 | 48 | 6 |
| 17 | 1 376 | 6 | 799 | 16 | 757 | - | - | - | - | 24 | 784 | 6 | 135 | 15 | 2 678 | 13 | (D) | 7 |
| 36 | 3 179 | 14 | 2 731 | 40 | 2 271 | 5 | 159 | 12 | 320 | 40 | 922 | 4 | 350 | 37 | 4 621 | 8 | 163 | 8 |
| 44 | 6 347 | 15 | 5 822 | 49 | 3 309 | 15 | 1 663 | 10 | 580 | 42 | 1 138 | 8 | 540 | 38 | 6 796 | 12 | 597 | 9 |
| 11 | 2 870 | 6 | 3 634 | 14 | 1 384 | 12 | 1 475 | 6 | 480 | 13 | 424 | 3 | 362 | 14 | 1 963 | 4 | (D) | 10 |
| 33 | 3 477 | 9 | 2 188 | 35 | 1 925 | 3 | 188 | 4 | 100 | 29 | 714 | 5 | 178 | 24 | 4 833 | 8 | (D) | 11 |
| 61 | 12 831 | 31 | 11 424 | 50 | 3 736 | 35 | 4 020 | 32 | 2 017 | 85 | 2 993 | 15 | 1 701 | 71 | 5 821 | 11 | 1 162 | 12 |
| 28 | 5 932 | 13 | 4 696 | 20 | 1 506 | 16 | 1 984 | 14 | 606 | 29 | 936 | 8 | 845 | 30 | (D) | 2 | (D) | 13 |
| 18 | 5 837 | 11 | 5 299 | 14 | 1 089 | 16 | 1 978 | 14 | 1 031 | 35 | 1 386 | 4 | 805 | 25 | (D) | 1 | (D) | 14 |
| 15 | 1 062 | 7 | 1 429 | 16 | 1 141 | 3 | 58 | 4 | 380 | 21 | 671 | 3 | 51 | 16 | 2 740 | 8 | 98 | 15 |
| 161 | 43 382 | 60 | 37 553 | 184 | 17 959 | 73 | 9 314 | 69 | 11 550 | 235 | 14 519 | 32 | 7 845 | 167 | 16 809 | 87 | 2 502 | 16 |
| 111 | 33 723 | 42 | 33 037 | 125 | 12 861 | 63 | 8 723 | 53 | 10 417 | 161 | 11 590 | 24 | 6 721 | 124 | 11 159 | 60 | 2 182 | 17 |
| 9 | 3 793 | 6 | 1 059 | 16 | 1 568 | 3 | 298 | 5 | 440 | 15 | 903 | 3 | 813 | 12 | 1 384 | 15 | 230 | 18 |
| 6 | 1 187 | 1 | (D) | 5 | 321 | 4 | 222 | 2 | (D) | 5 | 568 | 1 | (D) | 7 | 572 | - | - | 19 |
| 35 | 4 679 | 11 | (D) | 38 | 3 209 | 3 | 71 | 9 | (D) | 54 | 1 458 | 4 | (D) | 24 | 3 694 | 12 | 90 | 20 |
| 19 | 3 109 | 9 | 3 450 | 29 | 1 584 | 3 | (D) | 2 | (D) | 30 | 757 | 4 | 309 | 21 | 2 790 | 8 | 162 | 21 |
| 21 | 3 788 | 10 | 2 395 | 26 | 1 339 | 8 | 784 | 6 | 352 | 30 | 543 | 5 | 253 | 25 | 1 581 | 8 | 40 | 22 |
| 9 | 3 033 | 10 | 2 395 | 20 | 1 144 | 8 | 784 | 6 | 352 | 19 | 370 | 4 | (D) | 18 | 810 | 6 | (D) | 23 |
| 12 | 755 | - | - | 6 | 195 | - | - | - | - | 11 | 173 | 1 | (D) | 7 | 771 | 2 | (D) | 24 |
| 21 | 3 688 | 9 | 3 052 | 28 | 1 897 | 7 | 545 | 9 | 453 | 27 | 628 | 5 | 361 | 17 | 2 271 | 6 | 114 | 25 |
| 5 | 1 925 | 5 | 2 133 | 9 | 576 | 6 | (D) | 5 | 359 | 11 | 323 | 2 | (D) | 5 | 377 | - | - | 26 |
| 16 | 1 763 | 4 | 919 | 19 | 1 321 | 1 | (D) | 4 | 94 | 16 | 305 | 3 | (D) | 12 | 1 894 | 6 | 114 | 27 |
| 19 | 3 335 | 8 | 3 140 | 23 | 1 452 | 10 | 664 | 3 | 162 | 23 | 914 | 4 | 438 | 19 | 4 687 | 9 | 177 | 28 |
| 11 | 2 543 | 7 | (D) | 15 | 1 077 | 9 | (D) | 3 | 162 | 14 | 810 | 3 | (D) | 13 | 3 397 | 5 | 159 | 29 |
| 8 | 792 | 1 | (D) | 8 | 375 | 1 | (D) | - | - | 9 | 104 | 1 | (D) | 6 | 1 290 | 4 | 9 | 30 |
| 24 | 5 578 | 20 | 5 801 | 36 | 2 285 | 19 | 2 205 | 11 | 1 096 | 46 | 1 327 | 5 | 639 | 42 | 6 552 | 13 | 451 | 31 |
| 14 | 4 862 | 16 | (D) | 24 | 1 729 | 18 | (D) | 7 | 1 016 | 35 | 1 093 | 4 | (D) | 27 | 4 392 | 7 | 401 | 32 |
| 10 | 716 | 4 | (D) | 12 | 556 | 1 | (D) | 4 | 80 | 11 | 234 | 1 | (D) | 15 | 2 160 | 6 | 50 | 33 |
| 29 | 7 158 | 21 | 4 776 | 38 | 2 435 | 22 | 1 367 | 20 | 1 032 | 50 | 1 892 | 7 | 768 | 33 | 3 784 | 22 | 228 | 34 |
| 9 | 3 651 | 10 | 2 599 | 17 | 1 141 | 7 | 585 | 5 | 279 | 19 | 861 | 4 | 407 | 18 | 1 240 | 4 | 28 | 35 |
| 4 | 1 925 | 10 | (D) | 9 | 654 | 12 | 701 | 8 | 484 | 12 | 617 | 2 | (D) | 12 | 2 332 | 4 | 98 | 36 |
| 16 | 1 582 | 1 | (D) | 12 | 640 | 3 | 81 | 7 | 269 | 19 | 414 | 1 | (D) | 3 | 212 | 14 | 102 | 37 |
| 35 | 8 025 | 23 | 8 641 | 71 | 5 915 | 32 | 3 245 | 20 | 2 251 | 80 | 3 782 | 5 | 1 945 | 80 | 7 091 | 41 | 1 613 | 38 |
| 23 | 7 166 | 17 | 7 747 | 46 | 4 353 | 27 | 3 172 | 19 | (D) | 56 | 2 738 | 4 | (D) | 57 | 3 985 | 23 | (D) | 39 |
| 12 | 857 | 6 | 894 | 25 | 1 562 | 5 | 73 | 1 | (D) | 24 | 1 044 | 1 | (D) | 23 | 3 106 | 18 | (D) | 40 |
| 19 | 2 530 | 7 | 2 645 | 25 | 1 285 | 5 | 366 | 5 | 518 | 26 | 937 | 5 | 318 | 26 | 2 569 | 4 | 60 | 41 |
| 5 | 1 542 | 4 | (D) | 8 | 560 | 4 | (D) | 3 | (D) | 10 | 629 | 2 | (D) | 7 | 287 | 4 | (D) | 42 |
| 14 | 988 | 3 | (D) | 17 | 725 | 1 | (D) | 2 | (D) | 16 | 308 | 3 | (D) | 19 | 2 282 | - | (D) | 43 |
| 32 | 3 732 | 12 | 2 054 | 25 | 1 144 | 15 | 701 | 6 | 391 | 32 | 768 | 3 | 228 | 25 | 5 407 | 9 | 642 | 44 |
| 11 | 2 126 | 8 | 1 864 | 12 | 624 | 8 | 550 | 4 | 352 | 12 | 352 | 2 | (D) | 9 | 3 661 | 7 | (D) | 45 |
| 21 | 1 606 | 4 | 190 | 13 | 520 | 7 | 151 | 2 | (D) | 20 | 416 | 1 | (D) | 16 | 1 746 | 2 | (D) | 46 |
| 31 | 4 457 | 8 | 4 358 | 17 | 1 339 | 10 | 422 | 9 | 281 | 42 | 891 | 8 | 711 | 19 | 2 103 | 6 | 30 | 47 |
| 8 | 2 224 | 5 | (D) | 7 | 634 | 5 | 181 | 4 | 184 | 12 | 363 | 2 | (D) | 6 | 848 | 2 | (D) | 48 |
| 23 | 2 233 | 3 | (D) | 10 | 705 | 5 | 241 | 5 | 97 | 30 | 528 | 6 | (D) | 13 | 1 255 | 4 | (D) | 49 |
| 12 | 2 497 | 7 | 2 923 | 22 | 1 175 | 10 | 503 | 5 | (D) | 16 | 491 | 2 | (D) | 21 | 1 860 | 4 | 26 | 50 |
| 9 | 2 351 | 6 | (D) | 14 | 776 | 10 | 503 | 4 | 229 | 14 | (D) | 2 | (D) | 16 | 1 637 | 4 | 26 | 51 |
| 3 | 146 | 1 | (D) | 8 | 399 | - | - | 1 | (D) | 2 | (D) | - | - | 5 | 223 | - | - | 52 |
| 25 | 4 936 | 18 | 4 075 | 19 | 2 131 | 12 | 958 | 11 | 457 | 32 | 1 007 | 4 | 717 | 32 | 2 654 | 7 | 448 | 53 |
| 12 | 3 797 | 13 | 3 625 | 9 | 1 251 | 8 | 889 | 7 | 300 | 19 | 762 | 3 | (D) | 19 | 1 522 | 4 | (D) | 54 |
| 13 | 1 139 | 5 | 450 | 10 | 880 | 4 | 69 | 4 | 157 | 13 | 245 | 1 | (D) | 13 | 1 132 | 3 | (D) | 55 |
| 61 | 11 157 | 21 | 7 698 | 59 | 4 723 | 23 | 2 601 | 19 | 2 543 | 84 | 2 806 | 12 | 1 006 | 66 | 5 545 | 15 | 1 314 | 56 |
| 45 | 9 226 | 17 | 6 929 | 34 | 3 309 | 20 | 2 386 | 16 | 2 435 | 53 | 2 016 | 8 | 788 | 34 | 2 239 | 9 | (D) | 57 |
| 16 | 1 931 | 4 | 769 | 25 | 1 414 | 3 | 215 | 3 | 108 | 31 | 790 | 4 | 218 | 32 | 3 306 | 6 | (D) | 58 |
| 36 | 5 856 | 18 | 5 175 | 34 | 2 405 | 18 | 1 201 | 15 | 694 | 35 | 1 102 | 6 | 462 | 56 | 6 707 | 15 | 180 | 59 |
| 10 | 2 426 | 6 | 2 545 | 7 | 726 | 8 | 907 | 6 | 335 | 10 | 392 | 2 | (D) | 17 | 1 601 | 8 | (D) | 60 |
| 26 | 3 430 | 12 | 2 630 | 27 | 1 679 | 10 | 294 | 9 | 359 | 25 | 710 | 4 | (D) | 39 | 5 106 | 7 | (D) | 61 |
| 16 | 1 958 | 6 | 2 107 | 13 | 560 | 9 | 466 | 4 | 242 | 22 | 525 | 5 | 326 | 13 | 2 682 | 4 | 84 | 62 |
| 8 | 1 388 | 2 | (D) | 5 | 305 | 9 | 466 | 3 | (D) | 8 | 217 | 2 | (D) | 5 | 458 | 2 | (D) | 63 |
| 8 | 570 | 4 | (D) | 8 | 255 | - | - | 1 | (D) | 14 | 308 | 3 | (D) | 8 | 2 224 | 2 | (D) | 64 |
| 29 | 5 504 | 16 | 4 939 | 40 | 3 265 | 18 | 1 654 | 17 | 1 421 | 43 | 1 548 | 7 | 1 024 | 35 | 3 067 | 13 | 2 707 | 65 |
| 7 | 2 364 | 6 | 1 977 | 7 | 793 | 7 | 684 | 8 | 495 | 16 | 449 | 4 | 421 | 9 | 1 112 | 2 | (D) | 66 |
| 13 | 2 724 | 10 | 2 962 | 17 | 1 523 | 11 | 970 | 9 | 926 | 19 | 931 | 3 | 603 | 23 | 1 750 | 5 | 2 687 | 67 |
| 9 | 416 | - | - | 16 | 949 | - | - | - | - | 8 | 168 | - | - | 3 | 205 | 6 | - | 68 |
| 29 | 3 533 | 6 | 2 170 | 30 | 1 242 | 5 | 687 | 5 | 206 | 33 | 846 | 4 | 353 | 24 | 3 403 | 11 | 547 | 69 |
| 8 | 1 662 | 3 | (D) | 10 | 554 | 5 | (D) | 1 | (D) | 15 | 489 | 2 | (D) | 8 | 1 323 | 1 | (D) | 70 |
| 21 | 1 871 | 3 | (D) | 20 | 688 | - | (D) | 4 | (D) | 18 | 357 | 2 | (D) | 16 | 2 080 | 10 | (D) | 71 |
| 29 | 5 576 | 16 | 7 044 | 34 | 3 129 | 22 | 1 648 | 9 | 562 | 65 | 2 593 | 6 | 721 | 43 | 6 436 | 12 | 421 | 72 |
| 10 | 3 778 | 7 | 4 186 | 15 | 1 765 | 12 | 1 383 | 5 | 337 | 29 | 1 700 | 3 | 366 | 17 | 2 302 | 4 | (D) | 73 |
| 19 | 1 798 | 9 | 2 858 | 19 | 1 364 | 10 | 265 | 4 | 225 | 36 | 893 | 3 | 355 | 26 | 4 134 | 8 | (D) | 74 |

TABLE 3. Counties; Cities of 2,500

| Line number | County and city | Total | | | | | | | Kind-of-business group | | | | |
|-------------|--------------------------------|----------------|--------------|---------------------------|-----------------------------|----------------------|---|--|---|--|----------|-----------------------------------|--------|
| | | Establishments | | Sales | | Payroll, entire year | Payroll, workweek ended nearest Nov. 15 | Paid employees, workweek ended nearest Nov. 15 | Active proprietors of unincorporated businesses | Lumber, building matts., hardware, farm equip. dealers | | General merchandise group stores* | |
| | | Total | With payroll | Total, all establishments | Establishments with payroll | | | | | Establishments | Sales | Establishments | Sales |
| | | (number) | (number) | (\$1,000) | (\$1,000) | (\$1,000) | (dollars) | (number) | (number) | (\$1,000) | (number) | (\$1,000) | |
| 1 | POCAHONTAS COUNTY | 192 | 144 | 18 524 | 16 814 | 1 183 | 23 275 | 468 | 205 | 28 | 4 786 | 10 | 587 |
| 2 | POLK COUNTY | 2 215 | 1 689 | 411 223 | 400 225 | 52 719 | 1 100 038 | 16 962 | 1 917 | 137 | 21 405 | 48 | 63 959 |
| 3 | ANKENY | 45 | 29 | 7 305 | 7 157 | 699 | 14 010 | 243 | 37 | 4 | 1 115 | 2 | (D) |
| 4 | DES MOINES | 1 855 | 1 421 | 363 944 | 354 964 | 48 390 | 1 011 490 | 15 511 | 1 580 | 105 | 15 562 | 40 | 63 687 |
| 5 | URBANDALE | 23 | 21 | 4 992 | 4 658 | 482 | 9 251 | 147 | 18 | 2 | (D) | - | - |
| 6 | WEST DES MOINES | 83 | 69 | 13 373 | 12 989 | 1 128 | 23 558 | 357 | 91 | 6 | 1 504 | 3 | 117 |
| 7 | WINDSOR HEIGHTS | 20 | 20 | 3 056 | 3 056 | 337 | 7 417 | 127 | 19 | 2 | (D) | 1 | (D) |
| 8 | REMAINDER OF COUNTY | 189 | 129 | 18 553 | 17 401 | 1 683 | 34 312 | 577 | 172 | 18 | 2 483 | 2 | (D) |
| 9 | POTTAWATTAMIE COUNTY | 705 | 513 | 92 854 | 89 558 | 9 007 | 180 726 | 2 958 | 671 | 60 | 9 028 | 18 | (D) |
| 10 | COUNCIL BLUFFS | 450 | 330 | 67 669 | 65 749 | 7 111 | 143 700 | 2 322 | 417 | 26 | 4 021 | 8 | 5 384 |
| 11 | REMAINDER OF COUNTY | 255 | 183 | 25 185 | 23 809 | 1 896 | 37 026 | 636 | 254 | 34 | 5 007 | 10 | (D) |
| 12 | POWESHIEK COUNTY | 234 | 194 | 28 494 | 27 658 | 2 602 | 51 365 | 871 | 218 | 31 | 4 627 | 17 | 928 |
| 13 | GRINNELL | 118 | 102 | 16 716 | 16 384 | 1 677 | 33 674 | 558 | 99 | 13 | 2 894 | 7 | 440 |
| 14 | REMAINDER OF COUNTY | 116 | 92 | 11 778 | 11 274 | 925 | 17 691 | 313 | 119 | 18 | 1 733 | 10 | 488 |
| 15 | RINGGOLD COUNTY | 115 | 69 | 9 072 | 8 178 | 666 | 12 879 | 269 | 125 | 20 | 1 415 | 4 | 415 |
| 16 | SAC COUNTY | 255 | 195 | 22 469 | 21 453 | 1 823 | 34 656 | 627 | 262 | 41 | 6 311 | 10 | 482 |
| 17 | SAC CITY | 81 | 63 | 7 939 | 7 595 | 765 | 14 650 | 250 | 81 | 11 | 1 810 | 4 | 233 |
| 18 | REMAINDER OF COUNTY | 174 | 132 | 14 530 | 13 858 | 1 058 | 20 006 | 377 | 181 | 30 | 4 501 | 6 | 249 |
| 19 | SCOTT COUNTY | 1 029 | 813 | 191 068 | 186 268 | 23 296 | 467 372 | 7 369 | 867 | 55 | 11 392 | 28 | 35 646 |
| 20 | BETTENDORF | 83 | 65 | 13 777 | 13 255 | 1 545 | 31 331 | 586 | 65 | 7 | 538 | 6 | (D) |
| 21 | DAVENPORT | 758 | 620 | 155 242 | 152 308 | 19 564 | 390 199 | 6 123 | 630 | 26 | 6 966 | 20 | 30 669 |
| 22 | REMAINDER OF COUNTY | 188 | 128 | 22 049 | 20 705 | 2 187 | 45 842 | 660 | 172 | 22 | 3 888 | 2 | (D) |
| 23 | SHELBY COUNTY | 168 | 138 | 21 740 | 21 044 | 1 817 | 34 280 | 608 | 172 | 25 | 3 794 | 6 | 1 032 |
| 24 | HARLAN | 81 | 71 | 13 128 | 12 740 | 1 244 | 23 584 | 436 | 79 | 12 | 1 728 | 5 | (D) |
| 25 | REMAINDER OF COUNTY | 87 | 67 | 8 612 | 8 304 | 573 | 10 696 | 172 | 93 | 13 | 2 066 | 1 | (D) |
| 26 | SIoux COUNTY | 346 | 250 | 40 140 | 37 276 | 2 587 | 50 122 | 876 | 372 | 47 | 6 287 | 10 | 1 011 |
| 27 | HAWARDEN | 54 | 46 | 6 733 | 6 431 | 551 | 10 672 | 195 | 59 | 7 | 923 | 2 | (D) |
| 28 | ORANGE CITY | 48 | 38 | 6 019 | 5 813 | 399 | 8 339 | 144 | 53 | 7 | 733 | 2 | (D) |
| 29 | REMAINDER OF COUNTY | 244 | 166 | 27 388 | 25 032 | 1 637 | 31 111 | 537 | 260 | 33 | 4 631 | 6 | 613 |
| 30 | STORY COUNTY | 456 | 362 | 66 670 | 64 914 | 7 011 | 131 088 | 2 555 | 459 | 52 | 8 407 | 14 | 4 937 |
| 31 | AMES | 221 | 193 | 42 342 | 41 656 | 4 952 | 91 528 | 1 902 | 211 | 14 | 2 720 | 9 | 4 734 |
| 32 | NEVADA | 70 | 56 | 10 593 | 10 349 | 915 | 18 547 | 309 | 73 | 10 | 1 602 | 1 | (D) |
| 33 | REMAINDER OF COUNTY | 165 | 113 | 13 735 | 12 909 | 1 144 | 21 013 | 344 | 175 | 28 | 4 085 | 4 | (D) |
| 34 | TAMA COUNTY | 322 | 212 | 30 347 | 27 139 | 2 203 | 40 617 | 719 | 320 | 47 | 4 969 | 12 | 596 |
| 35 | TAMA | 71 | 55 | 6 772 | 6 078 | 581 | 10 556 | 185 | 66 | 6 | 866 | 2 | (D) |
| 36 | TOLEDO | 44 | 36 | 4 861 | 4 703 | 451 | 8 418 | 158 | 42 | 8 | 900 | 4 | (D) |
| 37 | REMAINDER OF COUNTY | 207 | 121 | 18 714 | 16 358 | 1 171 | 21 643 | 376 | 212 | 33 | 3 203 | 6 | 240 |
| 38 | TAYLOR COUNTY | 130 | 90 | 11 309 | 10 799 | 842 | 15 892 | 274 | 136 | 18 | 2 443 | 10 | 336 |
| 39 | UNION COUNTY | 212 | 148 | 20 187 | 19 041 | 1 958 | 36 369 | 665 | 204 | 21 | 2 078 | 10 | 777 |
| 40 | CRESTON | 141 | 113 | 16 059 | 15 565 | 1 697 | 31 878 | 574 | 127 | 13 | 1 461 | 6 | 696 |
| 41 | REMAINDER OF COUNTY | 71 | 35 | 4 128 | 3 476 | 261 | 4 491 | 91 | 77 | 8 | 617 | 4 | 81 |
| 42 | VAN BUREN COUNTY | 142 | 80 | 8 845 | 7 469 | 518 | 10 083 | 200 | 160 | 24 | 1 997 | 10 | 619 |
| 43 | WAPELLO COUNTY | 450 | 348 | 59 297 | 57 307 | 6 284 | 124 789 | 2 175 | 414 | 32 | 5 733 | 10 | 6 406 |
| 44 | OTTUMWA | 359 | 285 | 51 861 | 50 381 | 5 731 | 114 583 | 1 980 | 314 | 19 | 4 614 | 8 | (D) |
| 45 | REMAINDER OF COUNTY | 91 | 63 | 7 436 | 6 926 | 553 | 10 206 | 195 | 100 | 13 | 1 119 | 2 | (D) |
| 46 | WARREN COUNTY | 191 | 145 | 21 355 | 20 647 | 1 774 | 34 654 | 580 | 192 | 27 | 3 225 | 5 | 464 |
| 47 | INDIANOLA | 105 | 91 | 15 081 | 14 841 | 1 323 | 25 671 | 415 | 103 | 12 | 2 250 | 3 | (D) |
| 48 | REMAINDER OF COUNTY | 86 | 54 | 6 274 | 5 806 | 451 | 8 983 | 165 | 89 | 15 | 975 | 2 | (D) |
| 49 | WASHINGTON COUNTY | 306 | 230 | 35 432 | 34 438 | 2 934 | 55 004 | 943 | 295 | 35 | 6 876 | 13 | 1 992 |
| 50 | WASHINGTON | 138 | 116 | 19 709 | 19 485 | 1 863 | 33 571 | 584 | 128 | 16 | 2 937 | 6 | 1 498 |
| 51 | REMAINDER OF COUNTY | 168 | 114 | 15 723 | 14 953 | 1 071 | 21 433 | 359 | 167 | 19 | 3 939 | 7 | 494 |
| 52 | WAYNE COUNTY | 134 | 92 | 11 100 | 10 298 | 721 | 13 266 | 271 | 147 | 19 | 1 861 | 8 | 506 |
| 53 | WEBSTER COUNTY | 524 | 394 | 76 100 | 73 632 | 8 125 | 161 578 | 2 616 | 515 | 50 | 7 233 | 12 | 10 137 |
| 54 | FORT DODGE | 366 | 290 | 58 365 | 57 063 | 6 616 | 133 378 | 2 176 | 363 | 25 | 3 665 | 9 | (D) |
| 55 | REMAINDER OF COUNTY | 158 | 104 | 17 735 | 16 569 | 1 509 | 28 200 | 440 | 152 | 25 | 3 568 | 3 | (D) |
| 56 | WINNEBAGO COUNTY | 188 | 144 | 20 164 | 18 998 | 1 623 | 31 334 | 576 | 189 | 27 | 3 822 | 8 | 615 |
| 57 | FOREST CITY | 57 | 45 | 7 765 | 7 409 | 721 | 14 293 | 259 | 59 | 5 | 1 022 | 3 | (D) |
| 58 | REMAINDER OF COUNTY | 131 | 99 | 12 399 | 11 589 | 902 | 17 041 | 317 | 130 | 22 | 2 800 | 5 | (D) |
| 59 | WINNESHIEK COUNTY | 275 | 195 | 21 952 | 20 330 | 1 884 | 37 125 | 678 | 261 | 35 | 3 376 | 11 | 1 311 |
| 60 | DECORAH | 148 | 122 | 14 652 | 14 318 | 1 378 | 27 935 | 508 | 137 | 14 | 1 660 | 5 | 1 014 |
| 61 | REMAINDER OF COUNTY | 127 | 73 | 7 300 | 6 012 | 506 | 9 190 | 170 | 124 | 21 | 1 716 | 6 | 297 |
| 62 | WOODBURY COUNTY | 1 004 | 806 | 165 345 | 160 825 | 18 783 | 379 341 | 6 302 | 934 | 72 | 13 916 | 31 | 31 751 |
| 63 | SIoux CITY | 811 | 661 | 149 121 | 145 793 | 17 672 | 356 342 | 5 864 | 740 | 43 | 10 537 | 24 | 31 551 |
| 64 | REMAINDER OF COUNTY | 193 | 145 | 16 224 | 15 032 | 1 111 | 22 999 | 438 | 194 | 29 | 3 379 | 7 | 200 |
| 65 | WORTH COUNTY | 115 | 91 | 10 975 | 10 425 | 740 | 13 756 | 251 | 106 | 23 | 2 562 | 3 | (D) |
| 66 | WRIGHT COUNTY | 283 | 211 | 28 223 | 26 903 | 2 328 | 45 036 | 784 | 288 | 42 | 7 418 | 9 | 611 |
| 67 | BELMONT | 59 | 47 | 5 900 | 5 652 | 498 | 9 373 | 180 | 57 | 10 | 1 836 | 3 | 185 |
| 68 | CLARION | 81 | 59 | 10 144 | 9 524 | 826 | 15 897 | 247 | 84 | 13 | 2 852 | 3 | (D) |
| 69 | EAGLE GROVE | 78 | 56 | 7 865 | 7 611 | 651 | 13 302 | 233 | 80 | 10 | 1 385 | 2 | (D) |
| 70 | REMAINDER OF COUNTY | 65 | 49 | 4 314 | 4 116 | 353 | 6 464 | 124 | 67 | 9 | 1 345 | 1 | (D) |

Standard Notes: - Represents zero. (D) Withheld to avoid disclosure. (NA) Not available. (X) Not applicable. *Nonstore retailers, part of SIC major group 53, are shown separately in this table.

Inhabitants or More: 1963—Continued

| Kind-of-business group - continued | | | | | | | | | | | | | | | | | | |
|------------------------------------|-----------------|------------------------|-----------------|---------------------------|-----------------|---------------------------|-----------------|---|-----------------|---------------------------|-----------------|---------------------------------|-----------------|---------------------------|-----------------|---------------------------|-----------------|-------------|
| Food stores | | Automotive dealers | | Gasoline service stations | | Apparel, accessory stores | | Furniture, home furnishings, equipment stores | | Eating, drinking places | | Drug stores, proprietary stores | | Other retail stores | | Nonstore retailers * | | Line number |
| Estab-lish-ments (number) | Sales (\$1,000) | Estab-lish-ments (No.) | Sales (\$1,000) | Estab-lish-ments (number) | Sales (\$1,000) | Estab-lish-ments (number) | Sales (\$1,000) | Estab-lish-ments (number) | Sales (\$1,000) | Estab-lish-ments (number) | Sales (\$1,000) | Estab-lish-ments (No.) | Sales (\$1,000) | Estab-lish-ments (number) | Sales (\$1,000) | Estab-lish-ments (number) | Sales (\$1,000) | |
| 29 | 3 685 | 12 | 3 163 | 22 | 1 360 | 10 | 636 | 8 | 349 | 37 | 948 | 5 | 381 | 27 | 2 607 | 4 | 22 | 1 |
| 271 | 91 654 | 128 | 81 180 | 334 | 29 659 | 118 | 21 025 | 142 | 18 604 | 504 | 26 821 | 85 | 13 969 | 301 | 27 348 | 147 | 15 599 | 2 |
| 3 | (0) | 2 | (0) | 4 | 427 | - | - | 3 | 493 | 15 | 477 | 1 | (0) | 5 | 196 | 6 | 14 | 3 |
| 225 | 73 453 | 113 | 74 837 | 267 | 23 768 | 111 | 20 358 | 119 | 17 057 | 412 | 23 616 | 78 | 13 072 | 258 | 23 182 | 127 | 15 352 | 4 |
| 3 | 2 789 | - | - | 10 | 1 135 | - | - | 1 | (0) | 5 | 186 | 1 | (0) | 1 | (0) | - | - | 5 |
| 13 | 5 754 | 2 | (0) | 17 | 1 251 | 6 | (0) | 4 | (0) | 13 | 569 | 4 | 582 | 12 | 1 195 | 3 | (0) | 6 |
| 3 | (0) | - | - | 7 | 797 | 1 | (0) | - | - | 3 | 81 | 1 | (0) | 1 | (0) | 1 | (0) | 7 |
| 24 | 6 152 | 11 | 2 042 | 29 | 2 281 | - | (0) | 15 | 818 | 56 | 1 892 | - | - | 24 | (0) | 10 | 54 | 8 |
| 94 | 22 640 | 47 | 18 151 | 102 | 10 142 | 20 | 3 622 | 32 | 2 913 | 181 | 6 316 | 27 | 3 220 | 83 | 9 837 | 41 | (0) | 9 |
| 65 | 18 462 | 30 | 13 791 | 63 | 6 334 | 17 | 3 481 | 21 | 2 597 | 110 | 4 338 | 20 | 2 734 | 61 | 5 357 | 29 | 1 170 | 10 |
| 29 | 4 178 | 17 | 4 360 | 39 | 3 808 | 3 | 141 | 11 | 316 | 71 | 1 978 | 7 | 486 | 22 | 4 480 | 12 | (0) | 11 |
| 25 | 5 119 | 19 | 4 877 | 27 | 2 576 | 10 | 1 028 | 16 | 1 163 | 32 | 1 626 | 7 | 870 | 44 | 5 349 | 6 | 331 | 12 |
| 11 | 3 526 | 10 | 2 810 | 12 | 1 231 | 7 | 858 | 9 | 785 | 18 | 1 249 | 3 | (0) | 28 | (0) | - | - | 13 |
| 14 | 1 593 | 9 | 2 067 | 15 | 1 345 | 3 | 170 | 7 | 378 | 14 | 377 | 4 | (0) | 16 | (0) | 6 | 331 | 14 |
| 14 | 1 402 | 4 | 1 206 | 15 | 1 125 | 5 | 85 | 4 | 195 | 13 | 340 | 4 | 242 | 28 | 2 555 | 4 | 92 | 15 |
| 31 | 3 953 | 16 | 4 386 | 41 | 2 101 | 12 | 553 | 16 | 774 | 43 | 1 048 | 9 | 464 | 33 | 2 288 | 3 | 109 | 16 |
| 12 | 1 217 | 6 | 2 611 | 9 | 300 | 7 | 457 | 8 | 410 | 12 | 350 | 2 | (0) | 8 | 304 | 2 | (0) | 17 |
| 19 | 2 736 | 10 | 1 775 | 32 | 1 801 | 5 | 96 | 8 | 364 | 31 | 698 | 7 | (0) | 25 | 1 984 | 1 | (0) | 18 |
| 143 | 40 210 | 43 | 34 357 | 142 | 12 967 | 61 | 8 901 | 69 | 11 766 | 247 | 14 456 | 37 | 6 854 | 149 | 12 072 | 55 | 2 447 | 19 |
| 10 | 1 862 | 4 | 356 | 14 | 1 247 | 5 | 288 | 4 | (0) | 17 | 1 833 | 4 | 999 | 6 | 233 | 6 | 52 | 20 |
| 106 | 32 530 | 30 | 30 863 | 94 | 9 902 | 53 | 8 202 | 60 | 9 253 | 184 | 11 117 | 30 | 5 502 | 114 | 8 186 | 41 | 2 052 | 21 |
| 27 | 5 818 | 9 | 3 138 | 34 | 1 818 | 3 | 411 | 5 | (0) | 46 | 1 506 | 3 | 353 | 29 | 3 653 | 8 | 343 | 22 |
| 25 | 3 288 | 13 | 3 940 | 19 | 1 456 | 8 | 443 | 4 | 386 | 32 | 1 243 | 3 | 372 | 26 | 5 332 | 7 | 454 | 23 |
| 5 | 1 979 | 9 | 3 571 | 8 | 760 | 6 | (0) | 2 | (0) | 16 | 970 | 3 | 372 | 11 | 1 936 | 4 | 358 | 24 |
| 20 | 1 309 | 4 | 369 | 11 | 696 | 2 | (0) | 2 | (0) | 16 | 273 | - | - | 15 | 3 396 | 3 | 96 | 25 |
| 56 | 7 013 | 25 | 6 650 | 37 | 2 705 | 19 | 1 022 | 24 | 1 810 | 42 | 1 058 | 8 | 870 | 51 | 10 911 | 27 | 803 | 26 |
| 7 | 1 878 | 1 | (0) | 8 | 545 | 3 | 331 | 4 | (0) | 8 | 276 | 2 | (0) | 10 | 1 173 | 2 | (0) | 27 |
| 8 | 1 181 | 5 | 1 629 | 7 | 625 | 7 | 351 | 2 | (0) | 4 | 90 | 1 | (0) | 5 | 691 | - | - | 28 |
| 41 | 3 954 | 19 | (0) | 22 | 1 535 | 9 | 340 | 18 | 1 183 | 30 | 692 | 5 | 287 | 36 | 9 047 | 25 | (0) | 29 |
| 44 | 15 314 | 28 | 10 537 | 63 | 5 962 | 37 | 3 569 | 33 | 3 015 | 73 | 4 239 | 19 | 2 324 | 64 | 7 471 | 29 | 895 | 30 |
| 15 | 10 562 | 17 | 7 148 | 27 | 3 560 | 22 | 2 535 | 24 | 2 316 | 42 | 3 422 | 9 | 1 712 | 28 | 3 107 | 14 | 526 | 31 |
| 6 | 2 360 | 6 | 2 130 | 10 | 907 | 9 | 711 | 6 | 570 | 6 | 304 | 3 | 378 | 10 | 1 172 | 3 | (0) | 32 |
| 23 | 2 392 | 5 | 1 259 | 26 | 1 495 | 6 | 323 | 3 | 129 | 25 | 513 | 7 | 234 | 26 | 3 192 | 12 | (0) | 33 |
| 40 | 4 727 | 17 | 4 718 | 39 | 3 042 | 10 | 481 | 16 | 832 | 57 | 1 598 | 11 | 393 | 61 | 8 895 | 12 | 96 | 34 |
| 8 | 1 320 | 4 | 1 635 | 9 | 541 | 4 | (0) | 6 | (0) | 13 | 376 | 2 | (0) | 13 | 1 168 | 4 | 26 | 35 |
| 3 | 972 | 4 | 763 | 5 | 855 | 2 | (0) | 2 | (0) | 7 | 335 | 1 | (0) | 8 | 617 | - | - | 36 |
| 29 | 2 435 | 9 | 2 320 | 25 | 1 646 | 4 | 221 | 8 | 357 | 37 | 887 | 8 | 225 | 40 | 7 110 | 8 | 70 | 37 |
| 14 | 2 217 | 6 | 1 338 | 14 | 1 007 | 4 | 318 | 3 | (0) | 13 | 355 | 7 | 256 | 25 | 2 860 | 16 | (0) | 38 |
| 24 | 4 628 | 13 | 3 991 | 34 | 1 779 | 13 | 1 502 | 10 | 294 | 34 | 1 082 | 9 | 750 | 34 | 3 252 | 10 | 54 | 39 |
| 11 | 3 238 | 10 | 3 922 | 21 | 1 304 | 12 | (0) | 8 | (0) | 22 | 875 | 6 | (0) | 28 | 2 163 | 4 | 36 | 40 |
| 13 | 1 390 | 3 | 69 | 13 | 475 | 1 | (0) | 2 | (0) | 12 | 207 | 3 | (0) | 6 | 1 089 | 6 | 18 | 41 |
| 15 | 1 697 | 6 | 1 504 | 34 | 1 299 | 2 | (0) | 7 | 175 | 19 | 367 | 3 | 134 | 12 | 900 | 10 | (0) | 42 |
| 62 | 13 435 | 24 | 9 652 | 79 | 4 727 | 28 | 3 709 | 37 | 3 603 | 87 | 3 119 | 12 | 3 104 | 67 | 5 353 | 12 | 456 | 43 |
| 50 | 12 335 | 17 | 8 808 | 65 | 3 898 | 27 | (0) | 32 | 3 039 | 72 | 2 712 | 11 | (0) | 50 | 3 296 | 8 | 448 | 44 |
| 12 | 1 100 | 7 | 844 | 14 | 829 | 1 | (0) | 5 | 564 | 15 | 407 | 1 | (0) | 17 | 2 057 | 4 | 8 | 45 |
| 27 | 5 989 | 10 | 4 995 | 39 | 2 173 | 5 | 1 160 | 6 | 450 | 37 | 916 | 6 | 423 | 21 | 1 518 | 8 | 42 | 46 |
| 13 | 3 670 | 9 | (0) | 24 | 1 439 | 5 | 1 160 | 3 | (0) | 16 | 632 | 3 | 291 | 13 | 649 | 4 | 22 | 47 |
| 14 | 2 319 | 1 | (0) | 15 | 734 | - | - | 3 | (0) | 21 | 284 | 3 | 132 | 8 | 869 | 4 | 20 | 48 |
| 30 | 4 667 | 23 | 5 495 | 41 | 2 461 | 13 | 1 190 | 17 | 1 077 | 48 | 1 463 | 8 | 716 | 63 | 8 611 | 15 | 884 | 49 |
| 9 | 3 426 | 12 | 3 462 | 18 | 1 283 | 12 | (0) | 9 | 779 | 20 | 725 | 5 | 544 | 28 | 3 068 | 3 | (0) | 50 |
| 21 | 1 241 | 11 | 2 033 | 23 | 1 178 | 1 | (0) | 8 | 298 | 28 | 738 | 3 | 172 | 35 | 5 543 | 12 | (0) | 51 |
| 19 | 2 551 | 11 | 1 817 | 18 | 878 | 3 | 178 | 9 | 276 | 14 | 316 | 6 | 297 | 23 | 2 404 | 4 | 16 | 52 |
| 65 | 14 506 | 32 | 11 404 | 78 | 5 765 | 26 | 3 817 | 36 | 3 077 | 104 | 5 002 | 15 | 2 909 | 74 | 10 903 | 32 | 1 347 | 53 |
| 39 | 12 773 | 22 | 9 514 | 53 | 4 226 | 26 | 3 817 | 30 | 2 611 | 73 | 3 669 | 12 | 2 816 | 53 | 3 905 | 24 | (0) | 54 |
| 26 | 1 733 | 10 | 1 890 | 25 | 1 539 | - | - | 6 | 466 | 31 | 1 333 | 3 | 93 | 21 | 6 998 | 8 | (0) | 55 |
| 32 | 4 270 | 10 | 3 293 | 19 | 1 247 | 12 | 665 | 9 | 699 | 26 | 840 | 5 | 527 | 26 | 3 916 | 14 | 270 | 56 |
| 5 | 1 419 | 5 | 2 322 | 6 | 355 | 6 | 448 | 4 | 482 | 9 | 399 | 2 | (0) | 8 | 722 | 4 | 26 | 57 |
| 27 | 2 851 | 5 | 971 | 13 | 892 | 6 | 217 | 5 | 217 | 17 | 441 | 3 | (0) | 18 | 3 194 | 10 | 244 | 58 |
| 36 | 4 561 | 15 | 3 080 | 42 | 2 246 | 18 | 843 | 14 | 710 | 40 | 996 | 7 | 586 | 39 | 3 247 | 18 | 996 | 59 |
| 16 | 3 257 | 8 | 2 138 | 22 | 1 531 | 15 | 769 | 11 | 538 | 22 | 572 | 5 | (0) | 23 | 1 836 | 7 | (0) | 60 |
| 20 | 1 304 | 7 | 942 | 20 | 715 | 3 | 74 | 3 | 172 | 18 | 424 | 2 | (0) | 16 | 1 411 | 11 | (0) | 61 |
| 150 | 37 114 | 56 | 26 896 | 137 | 10 797 | 62 | (0) | 51 | 148 | 247 | 10 945 | 32 | 5 197 | 135 | (0) | 31 | 1 198 | 62 |
| 118 | 34 671 | 44 | 23 143 | 111 | 9 296 | 59 | 8 962 | 49 | (0) | 196 | 9 702 | 27 | 4 907 | 111 | (0) | 29 | (0) | 63 |
| 32 | 2 443 | 12 | 3 753 | 26 | 1 501 | 3 | (0) | 2 | (0) | 51 | 1 243 | 5 | 290 | 24 | 3 305 | 2 | (0) | 64 |
| 15 | 2 339 | 8 | 900 | 12 | 505 | 6 | 251 | 5 | 103 | 20 | 414 | 2 | (0) | 18 | 3 092 | 3 | 54 | 65 |
| 34 | 5 484 | 13 | 4 064 | 37 | 2 161 | 20 | 1 007 | 15 | 593 | 52 | 1 437 | 9 | 701 | 40 | 4 501 | 12 | 246 | 66 |
| 7 | 1 396 | 3 | (0) | 7 | 705 | 4 | (0) | 2 | (0) | 11 | 308 | 2 | (0) | 8 | 241 | 2 | (0) | 67 |
| 4 | 1 678 | 5 | 1 466 | 14 | 821 | 10 | 456 | 4 | (0) | 10 | 390 | 2 | (0) | 12 | 1 932 | 4 | 56 | 68 |
| 16 | 1 819 | 4 | 1 819 | 6 | 268 | 4 | 304 | 6 | 293 | 16 | 465 | 2 | (0) | 9 | 959 | 3 | 124 | 69 |
| 7 | 591 | 1 | (0) | 10 | 367 | 2 | (0) | 3 | 112 | 15 | 274 | 3 | 75 | 11 | 1 369 | 3 | (0) | 70 |

TABLE 4. Standard Metropolitan Statistical Areas: 1963

| SIC code | Standard metropolitan statistical area and kind of business | Establishments | | Sales | | Payroll, entire year (\$1,000) | Payroll, workweek ended nearest Nov. 15 (dollars) | Paid employees, workweek ended nearest Nov. 15 (number) | Active proprietors of unincorporated businesses (number) |
|--------------------------|---|-------------------------------------|--------------------------|--|--|-----------------------------------|--|--|---|
| | | Total (number) | With payroll (number) | Total, all establishments (\$1,000) | Establishments with payroll (\$1,000) | | | | |
| <u>CEDAR RAPIDS SMSA</u> | | Coextensive with Linn County, Iowa. | | | | | | | |
| | RETAIL TRADE, TOTAL | 1 181 | 871 | 214 112 | 207 544 | 25 839 | 504 720 | 8 020 | 1 028 |
| | LUMBER, BUILDING MATERIALS, HARDWARE, FARM EQUIPMENT DEALERS | | | | | | | | |
| 52 | TOTAL | 79 | 65 | 15 413 | 15 303 | 1 971 | 35 661 | 377 | 63 |
| 521 | LUMBER YARDS | 19 | 19 | 7 507 | 7 507 | 865 | 15 899 | 159 | 6 |
| | BUILDING MATERIALS DEALERS | 6 | 4 | 1 245 | (0) | (0) | (0) | (0) | (0) |
| 522 | HEATING, PLUMBING EQUIPMENT DEALERS | 5 | 3 | 170 | (0) | (0) | (0) | (0) | (0) |
| 523 | PAINT, GLASS, WALLPAPER STORES | 13 | 11 | 1 687 | 1 673 | 353 | 6 489 | 57 | 7 |
| 524 | ELECTRICAL SUPPLY STORES | - | - | - | - | - | - | - | - |
| 5251 | HARDWARE STORES | 21 | 15 | 1 259 | 1 211 | 121 | 2 406 | 39 | 26 |
| 5252 | FARM EQUIPMENT DEALERS | 15 | 13 | 3 545 | 3 533 | 389 | 7 189 | 86 | 13 |
| | GENERAL MERCHANDISE GROUP STORES* | | | | | | | | |
| 53 PART* | TOTAL | 34 | 28 | 37 266 | 37 160 | 5 930 | 112 545 | 2 126 | 18 |
| 531 | DEPARTMENT STORES | 8 | 8 | 31 401 | 31 401 | 5 038 | 95 897 | 1 749 | - |
| 533 | LIMITED PRICE VARIETY STORES | 11 | 11 | 3 371 | 3 371 | 610 | 11 129 | 276 | 5 |
| 539 | GENERAL MERCHANDISE STORES | 10 | 8 | 2 297 | (0) | (0) | (0) | (0) | (0) |
| | DRY GOODS STORES | - | - | - | - | - | - | - | - |
| | SEWING, NEEDLEWORK STORES | 5 | 1 | 197 | (0) | (0) | (0) | (0) | (0) |
| | FOOD STORES | | | | | | | | |
| 54 | TOTAL | 161 | 101 | 43 382 | 41 822 | 3 114 | 76 097 | 1 093 | 149 |
| 541 | GROCERY STORES, INCLUDING DELICATESSENS | 125 | 77 | 41 992 | 40 552 | 2 851 | 71 012 | 995 | 109 |
| 542 | MEAT MARKETS | 2 | 2 | (0) | (0) | (0) | (0) | (0) | (0) |
| | FISH (SEAFOOD) MARKETS | - | - | - | - | - | - | - | - |
| 543 | FRUIT STORES, VEGETABLE MARKETS | 9 | 5 | 246 | (0) | (0) | (0) | (0) | (0) |
| 544 | CANDY, NUT, CONFECTIONERY STORES | 8 | 2 | 253 | (0) | (0) | (0) | (0) | (0) |
| 545 | DAIRY PRODUCTS STORES | 1 | 1 | (0) | (0) | (0) | (0) | (0) | (0) |
| 546 | RETAIL BAKERIES | 10 | 10 | 570 | 570 | 181 | 3 515 | 60 | 9 |
| 5462 | RETAIL BAKERIES, MANUFACTURING | 8 | 8 | (0) | (0) | (0) | (0) | (0) | (0) |
| 5463 | RETAIL BAKERIES, NONMANUFACTURING | 2 | 2 | (0) | (0) | (0) | (0) | (0) | (0) |
| 549 | EGG AND POULTRY DEALERS | 2 | 2 | 10 | - | - | - | - | (0) |
| | OTHER | 4 | 4 | 144 | 144 | 19 | 388 | 11 | 5 |
| | AUTOMOTIVE DEALERS | | | | | | | | |
| 55 EX. 554 | TOTAL | 60 | 50 | 37 553 | 37 001 | 3 655 | 60 975 | 646 | 40 |
| 551 | PASSENGER CAR DEALERS, FRANCHISED | 19 | 19 | 30 738 | 30 738 | 2 997 | 47 534 | 518 | 13 |
| | DOMESTIC CAR DEALERS | 15 | 15 | 20 235 | 20 235 | 1 824 | 30 549 | 320 | 12 |
| | IMPORTED CAR DEALERS | 2 | 2 | (0) | (0) | (0) | (0) | (0) | (0) |
| | DOMESTIC AND IMPORTED CAR DEALERS | 2 | 2 | (0) | (0) | (0) | (0) | (0) | (0) |
| 552 | PASSENGER CAR DEALERS, NONFRANCHISED | 14 | 10 | (0) | (0) | (0) | (0) | (0) | (0) |
| 553 | TIRE, BATTERY, ACCESSORY DEALERS | 12 | 12 | 2 348 | 2 348 | 356 | 6 827 | 69 | 6 |
| | HOME AND AUTO SUPPLY STORES | 2 | 2 | (0) | (0) | (0) | (0) | (0) | (0) |
| 559 | MISCELLANEOUS AIRCRAFT, MARINE, AUTOMOTIVE DEALERS | 13 | 7 | 1 521 | 999 | 69 | 971 | 11 | 11 |
| | AIRCRAFT, BOAT, MOTORCYCLE DEALERS | 7 | 3 | 724 | 398 | 38 | 536 | 5 | 7 |
| | HOUSEHOLD TRAILER DEALERS | 6 | 4 | 797 | 601 | 31 | 435 | 6 | 4 |
| | OTHER AUTOMOTIVE DEALERS | - | - | - | - | - | - | - | - |
| | GASOLINE SERVICE STATIONS | | | | | | | | |
| 55PT(554) | TOTAL | 184 | 156 | 17 959 | 16 863 | 1 489 | 32 074 | 538 | 182 |
| | APPAREL, ACCESSORY STORES | | | | | | | | |
| 56 | TOTAL | 73 | 59 | 9 314 | 9 124 | 1 537 | 29 352 | 524 | 40 |
| 561, 567 | MEN'S, BOYS' APPAREL STORES, CUSTOM TAILORS | 12 | 10 | 1 166 | 1 160 | 176 | 3 394 | 80 | 11 |
| 561 | MEN'S, BOYS' CLOTHING AND FURNISHINGS STORES | 9 | 9 | (0) | (0) | (0) | (0) | (0) | (0) |
| 567 | CUSTOM TAILORS | 3 | 1 | (0) | (0) | (0) | (0) | (0) | (0) |
| 562-3, 56B | WOMEN'S CLOTHING, SPECIALTY STORES | 24 | 24 | 4 616 | 4 616 | 895 | 17 116 | 303 | 10 |
| 562 | WOMEN'S READY-TO-WEAR STORES | 15 | 15 | 3 975 | 3 975 | 771 | 14 278 | 255 | 5 |
| 563, 56B | WOMEN'S ACCESSORY, SPECIALTY STORES, FURRIERS | 9 | 9 | 641 | 641 | 124 | 2 838 | 48 | 5 |
| 563 | MILLINERY STORES | 4 | 4 | 179 | 179 | 33 | 775 | 15 | 2 |
| | CORSET, LINGERIE STORES | 1 | 1 | (0) | (0) | (0) | (0) | (0) | (0) |
| | HOSIERY STORES | 1 | 1 | (0) | (0) | (0) | (0) | (0) | (0) |
| | APPAREL, ACCESSORY, OTHER SPECIALTY STORES | 1 | 1 | (0) | (0) | (0) | (0) | (0) | (0) |
| 56B | FURRIERS, FUR SHOPS | 2 | 2 | (0) | (0) | (0) | (0) | (0) | (0) |
| 565 | FAMILY CLOTHING STORES | 6 | 4 | 413 | (0) | (0) | (0) | (0) | (0) |
| 566 | SHOE STORES | 23 | 19 | 2 841 | 2 749 | 371 | 7 193 | 107 | 7 |
| | MEN'S SHOE STORES | 2 | 2 | (0) | (0) | (0) | (0) | (0) | (0) |
| | WOMEN'S SHOE STORES | 4 | 4 | (0) | (0) | (0) | (0) | (0) | (0) |
| | CHILDREN'S, JUVENILES' SHOE STORES | - | - | - | - | - | - | - | - |
| | FAMILY SHOE STORES | 17 | 13 | 1 640 | 1 548 | 245 | 4 515 | 64 | 6 |
| 564 | CHILDREN'S, INFANTS' WEAR STORES | 1 | 1 | (0) | (0) | (0) | (0) | (0) | (0) |
| 569 | MISCELLANEOUS APPAREL, ACCESSORY STORES | 7 | 1 | (0) | (0) | (0) | (0) | (0) | (0) |

Standard Notes: - Represents zero. (D) Withheld to avoid disclosure. (NA) Not available. (X) Not applicable.
 *Nonstore retailers, part of SIC major group 53, are shown separately in this table.

TABLE 4. Standard Metropolitan Statistical Areas: 1963-Continued

| SIC code | Standard metropolitan statistical area and kind of business | Establishments | | Sales | | Payroll, entire year (\$1,000) | Payroll, workweek ended nearest Nov. 15 (dollars) | Paid employees, workweek ended nearest Nov. 15 (number) | Active proprietors of unincorporated businesses (number) |
|---|---|----------------|-----------------------|-------------------------------------|---------------------------------------|--------------------------------|---|---|--|
| | | Total (number) | With payroll (number) | Total, all establishments (\$1,000) | Establishments with payroll (\$1,000) | | | | |
| CEDAR RAPIDS SMSA-Continued | | | | | | | | | |
| FURNITURE, HOME FURNISHINGS, EQUIPMENT STORES | | | | | | | | | |
| | TOTAL | 69 | 55 | 11 550 | 10 904 | 1 887 | 35 773 | 431 | 54 |
| 57 | FURNITURE, HOME FURNISHINGS STORES | 36 | 24 | 6 888 | 6 254 | 977 | 17 540 | 217 | 29 |
| 5712 | FURNITURE STORES | 23 | 17 | 5 512 | 5 002 | 731 | 13 577 | 177 | 18 |
| 5713 | FLOOR COVERING STORES | 13 | 7 | 1 376 | 1 252 | 246 | 3 963 | 40 | 11 |
| 5714 | DRAPERY, CURTAIN, UPHOLSTERY STORES | - | - | - | - | - | - | - | - |
| 5715 | CHINA, GLASSWARE, METALWARE STORES | - | - | - | - | - | - | - | - |
| 5719 | MISCELLANEOUS HOME FURNISHINGS STORES | - | - | - | - | - | - | - | - |
| 572 | HOUSEHOLD APPLIANCE STORES | 19 | 17 | 2 986 | 2 974 | 597 | 12 082 | 119 | 12 |
| 5732 | RADIO, TELEVISION STORES | 9 | 9 | 453 | 453 | 84 | 1 964 | 24 | 9 |
| 5733 | MUSIC STORES | 5 | 5 | 1 223 | 1 223 | 229 | 4 187 | 71 | 4 |
| | RECORD SHOPS | 1 | 1 | (0) | (0) | (0) | (0) | (0) | (0) |
| | MUSICAL INSTRUMENT STORES | 4 | 4 | (0) | (0) | (0) | (0) | (0) | (0) |
| EATING, DRINKING PLACES | | | | | | | | | |
| | TOTAL | 235 | 197 | 14 519 | 13 823 | 3 105 | 63 157 | 1 450 | 241 |
| 58 | EATING PLACES | 150 | 136 | 11 394 | 11 238 | 2 813 | 57 337 | 1 326 | 152 |
| 5812 | RESTAURANTS, LUNCHROOMS | 107 | 97 | 6 821 | 6 743 | 1 781 | 36 574 | 857 | 116 |
| | CAFETERIAS | 6 | 6 | (0) | (0) | (0) | (0) | (0) | (0) |
| | REFRESHMENT PLACES | 30 | 26 | 1 620 | 1 542 | 319 | 5 825 | 180 | 28 |
| | CATERERS | 7 | 7 | (0) | (0) | (0) | (0) | (0) | (0) |
| 5813 | DRINKING PLACES (ALCOHOLIC BEVERAGES) | 85 | 61 | 3 125 | 2 585 | 292 | 5 820 | 124 | 89 |
| DRUG STORES, PROPRIETARY STORES | | | | | | | | | |
| | TOTAL | 32 | 30 | 7 845 | 7 813 | 1 154 | 18 153 | 259 | 17 |
| 59PT(591) | DRUG STORES | 29 | 27 | 7 739 | 7 707 | 1 147 | 17 989 | 255 | 14 |
| 591 | PROPRIETARY STORES | 3 | 3 | 106 | 106 | 7 | 164 | 4 | 3 |
| OTHER RETAIL STORES | | | | | | | | | |
| | TOTAL | 167 | 113 | 16 809 | 15 973 | 1 637 | 32 772 | 474 | 145 |
| 59 EX.591 | LIQUOR STORES | 10 | 10 | 3 821 | 3 821 | 147 | 3 123 | 44 | 10 |
| 592 | ANTIQUARIAN STORES, SECONOHAND STORES | 23 | 9 | 1 104 | 934 | 122 | 2 574 | 43 | 18 |
| 593 | ANTIQUARIAN STORES | 12 | - | 68 | - | - | - | - | 12 |
| 5932 | SECONOHAND STORES | 11 | 9 | 1 036 | 934 | 122 | 2 574 | 43 | 6 |
| 594 | BOOK, STATIONERY STORES | 3 | 1 | 785 | (0) | (0) | (0) | (0) | (0) |
| 5942 | BOOK STORES | - | - | - | - | - | - | - | - |
| 5943 | STATIONERY STORES | 3 | 1 | 785 | (0) | (0) | (0) | (0) | (0) |
| 595 | SPORTING GOODS STORES, BICYCLE SHOPS | 12 | 10 | 688 | 674 | 78 | 1 607 | 25 | 14 |
| 5952 | SPORTING GOODS STORES | 10 | 8 | (0) | (0) | (0) | (0) | (0) | (0) |
| 5953 | BICYCLE SHOPS | 2 | 2 | (0) | (0) | (0) | (0) | (0) | (0) |
| 5962 | HAY, GRAIN, FEED STORES | 15 | 9 | 3 239 | 3 015 | 208 | 3 790 | 51 | 11 |
| 5969 | OTHER FARM SUPPLY STORES | 12 | 10 | 1 327 | 1 295 | 103 | 1 779 | 27 | 4 |
| | GARDEN SUPPLY STORES | 2 | 2 | (0) | (0) | (0) | (0) | (0) | (0) |
| 597 | JEWELRY STORES | 15 | 11 | 1 348 | 1 254 | 230 | 4 113 | 54 | 11 |
| 598 | FUEL, ICE DEALERS | 8 | 8 | 1 091 | 1 091 | 201 | 4 246 | 43 | 3 |
| 5982 | COAL AND WOOD DEALERS | 2 | 2 | (0) | (0) | (0) | (0) | (0) | (0) |
| | ICE DEALERS | - | - | - | - | - | - | - | - |
| 5983 | FUEL OIL DEALERS | 2 | 2 | (0) | (0) | (0) | (0) | (0) | (0) |
| 5984 | BOTTLED GAS DEALERS | 4 | 4 | 913 | 913 | 180 | 3 353 | 33 | - |
| 5992 | FLORISTS | 8 | 6 | 538 | 496 | 88 | 1 593 | 24 | 10 |
| 5993 | CIGAR STORES, STANOS | 2 | - | 38 | - | - | - | - | (0) |
| 5994 | NEWS DEALERS, NEWSSTANOS | 5 | 5 | 202 | 202 | 19 | 447 | 9 | 4 |
| 5996 | CAMERA, PHOTOGRAPHIC SUPPLY STORES | 3 | 3 | 179 | 179 | 27 | 853 | 11 | 2 |
| 5997 | GIFT, NOVELTY, SOUVENIR SHOPS | 7 | 7 | 506 | 506 | 61 | 1 185 | 27 | 6 |
| 5998 | OPTICAL GOODS STORES | 13 | 13 | 733 | 733 | 89 | 1 866 | 23 | 15 |
| 5999 | TYPEWRITER STORES | 1 | 1 | (0) | (0) | (0) | (0) | (0) | (0) |
| | LUGGAGE, LEATHER GOODS STORES | - | - | - | - | - | - | - | - |
| | HOBBY, TOY, GAME STORES | 1 | 1 | (0) | (0) | (0) | (0) | (0) | (0) |
| | RELIGIOUS GOODS STORES | 1 | 1 | (0) | (0) | (0) | (0) | (0) | (0) |
| | PET STORES | - | - | - | - | - | - | - | - |
| | OTHER | 26 | 6 | 470 | 268 | 43 | 595 | 11 | 28 |
| NONSTORE RETAILERS* | | | | | | | | | |
| | TOTAL | 87 | 17 | 2 502 | 1 758 | 360 | 8 161 | 102 | 79 |
| 53 PART* | MAIL-ORDER HOUSES | 5 | 3 | 141 | (0) | (0) | (0) | (0) | (0) |
| 532 | MERCHANDISE VENDING MACHINE OPERATORS | 6 | 4 | 252 | (0) | (0) | (0) | (0) | (0) |
| 534 | DIRECT SELLING (HOUSE-TO-HOUSE) ORGANIZATIONS | 76 | 10 | 2 109 | 1 485 | 317 | 7 229 | 84 | 71 |

Standard Notes: - Represents zero. (D) Withheld to avoid disclosure. (NA) Not available. (X) Not applicable.
 *Nonstore retailers, part of SIC major group 53, are shown separately in this table.

TABLE 4. Standard Metropolitan Statistical Areas: 1963-Continued

| SIC code | Standard metropolitan statistical area and kind of business | Establishments | | Sales | | Payroll, entire year (\$1,000) | Payroll, workweek ended nearest Nov. 15 (dollars) | Paid employees, workweek ended nearest Nov. 15 (number) | Active proprietors of unincorporated businesses (number) |
|--|---|--|--------------------------|--|--|-----------------------------------|--|--|---|
| | | Total (number) | With payroll (number) | Total, all establishments (\$1,000) | Establishments with payroll (\$1,000) | | | | |
| <u>DAVENPORT-ROCK ISLAND-MOLINE, IOWA-ILL., SMSA</u> | | Consists of Scott County, Iowa, and Rock Island and Henry Counties, Ill. | | | | | | | |
| | RETAIL TRADE: TOTAL | 3 082 | 2 312 | 490 566 | 472 782 | 55 720 | 1 116 485 | 17 920 | 2 770 |
| | LUMBER, BUILDING MATERIALS, HARDWARE, FARM EQUIPMENT DEALERS | | | | | | | | |
| 52 | TOTAL | 195 | 157 | 33 684 | 32 460 | 4 052 | 68 536 | 869 | 180 |
| 521 | LUMBER YARDS | 40 | 40 | 14 943 | 14 943 | 2 099 | 31 897 | 386 | 18 |
| | BUILDING MATERIALS DEALERS | 16 | 10 | 1 452 | 1 392 | 178 | 3 480 | 40 | 11 |
| 522 | HEATING, PLUMBING EQUIPMENT DEALERS | 17 | 11 | (D) | (D) | (D) | (D) | (D) | (D) |
| 523 | PAINT, GLASS, WALLPAPER STORES | 32 | 22 | 2 054 | 1 886 | 286 | 5 272 | 64 | 27 |
| 524 | ELECTRICAL SUPPLY STORES | 2 | 2 | (D) | (D) | (D) | (D) | (D) | (D) |
| 5251 | HARDWARE STORES | 40 | 32 | 3 413 | 3 201 | 404 | 7 465 | 137 | 40 |
| 5252 | FARM EQUIPMENT DEALERS | 48 | 40 | 10 387 | 9 813 | 943 | 17 567 | 205 | 58 |
| | GENERAL MERCHANDISE GROUP STORES* | | | | | | | | |
| 53 PART* | TOTAL | 93 | 83 | 75 729 | 75 605 | 10 035 | 216 374 | 4 057 | 48 |
| 531 | DEPARTMENT STORES | 22 | 22 | 60 615 | 60 615 | 7 812 | 169 781 | 3 071 | - |
| 533 | LIMITED PRICE VARIETY STORES | 28 | 26 | 6 831 | 6 759 | 1 155 | 22 286 | 533 | 8 |
| 539 | GENERAL MERCHANDISE STORES | 32 | 30 | 7 798 | 7 792 | 1 016 | 23 341 | 428 | 29 |
| | DRY GOODS STORES | 6 | 2 | 322 | (D) | (D) | (D) | (D) | (D) |
| | SEWING, NEEDLEWORK STORES | 5 | 3 | 163 | (D) | (D) | (D) | (D) | (D) |
| | FOOD STORES | | | | | | | | |
| 54 | TOTAL | 393 | 269 | 101 386 | 97 564 | 7 499 | 158 930 | 2 565 | 363 |
| 541 | GROCERY STORES, INCLUDING DELICATESSENS | 300 | 206 | 95 855 | 92 401 | 6 590 | 142 159 | 2 243 | 284 |
| 542 | MEAT MARKETS | 15 | 13 | 2 018 | 1 952 | 191 | 3 373 | 41 | 13 |
| | FISH (SEAFOOD) MARKETS | 4 | - | 18 | - | - | - | - | 4 |
| 543 | FRUIT STORES, VEGETABLE MARKETS | 5 | 1 | 162 | (D) | (D) | (D) | (D) | (D) |
| 544 | CANDY, NUT, CONFECTIONERY STORES | 30 | 20 | 917 | 815 | 107 | 2 087 | 77 | 20 |
| 545 | DAIRY PRODUCTS STORES | 6 | 6 | 367 | 367 | 42 | 834 | 23 | 9 |
| 546 | RETAIL BAKERIES | 25 | 21 | 1 618 | 1 562 | 467 | 8 795 | 157 | 22 |
| 5462 | RETAIL BAKERIES, MANUFACTURING | 20 | 18 | 958 | 956 | 304 | 6 050 | 119 | 19 |
| 5463 | RETAIL BAKERIES, NONMANUFACTURING | 5 | 3 | 660 | 606 | 163 | 2 745 | 38 | 3 |
| 549 | EGG AND POULTRY DEALERS | 4 | - | 14 | - | - | - | - | 4 |
| | OTHER | 4 | 2 | 417 | (D) | (D) | (D) | (D) | (D) |
| | AUTOMOTIVE DEALERS | | | | | | | | |
| 55 EX. 554 | TOTAL | 176 | 136 | 93 354 | 91 566 | 8 584 | 160 925 | 1 527 | 148 |
| 551 | PASSENGER CAR DEALERS, FRANCHISED | 64 | 64 | 78 637 | 78 637 | 7 243 | 135 320 | 1 217 | 47 |
| | DOMESTIC CAR DEALERS | 55 | 55 | 63 560 | 63 560 | 5 908 | 108 481 | 998 | 43 |
| | IMPORTED CAR DEALERS | 4 | 4 | (D) | (D) | (D) | (D) | (D) | (D) |
| | DOMESTIC AND IMPORTED CAR DEALERS | 5 | 5 | (D) | (D) | (D) | (D) | (D) | (D) |
| 552 | PASSENGER CAR DEALERS, NONFRANCHISED | 52 | 26 | 5 576 | 4 362 | 246 | 4 880 | 68 | 56 |
| 553 | TIRE, BATTERY, ACCESSORY DEALERS | 29 | 27 | 5 468 | 5 320 | 772 | 14 993 | 167 | 20 |
| | HOME AND AUTO SUPPLY STORES | 7 | 7 | 1 153 | 1 153 | 143 | 2 532 | 38 | 2 |
| 559 | MISCELLANEOUS AIRCRAFT, MARINE, AUTOMOTIVE DEALERS | 24 | 12 | 2 520 | 2 094 | 180 | 3 200 | 37 | 23 |
| | AIRCRAFT, BOAT, MOTORCYCLE DEALERS | 16 | 8 | 1 015 | 833 | 60 | 968 | 12 | 15 |
| | HOUSEHOLD TRAILER DEALERS | 6 | 2 | (D) | (D) | (D) | (D) | (D) | (D) |
| | OTHER AUTOMOTIVE DEALERS | 2 | 2 | (D) | (D) | (D) | (D) | (D) | (D) |
| | GASOLINE SERVICE STATIONS | | | | | | | | |
| 55PT (554) | TOTAL | 395 | 315 | 34 698 | 32 242 | 2 937 | 62 620 | 1 124 | 396 |
| | APPAREL, ACCESSORY STORES | | | | | | | | |
| 56 | TOTAL | 163 | 139 | 19 341 | 18 999 | 2 849 | 54 408 | 999 | 110 |
| 561, 567 | MEN'S, BOYS' APPAREL STORES, CUSTOM TAILORS | 36 | 30 | 5 729 | 5 653 | 881 | 18 387 | 268 | 29 |
| 561 | MEN'S, BOYS' CLOTHING AND FURNISHINGS STORES | 29 | 27 | 5 354 | (D) | (D) | (D) | (D) | (D) |
| 567 | CUSTOM TAILORS | 7 | 3 | 375 | (D) | (D) | (D) | (D) | (D) |
| 562-3, 568 | WOMEN'S CLOTHING, SPECIALTY STORES | 61 | 57 | 7 991 | 7 965 | 1 209 | 21 885 | 469 | 42 |
| 562 | WOMEN'S READY-TO-WEAR STORES | 37 | 37 | 6 721 | 6 721 | 1 010 | 18 255 | 395 | 24 |
| 563, 568 | WOMEN'S ACCESSORY, SPECIALTY STORES, FURRIERS | 24 | 20 | 1 270 | 1 244 | 199 | 3 630 | 74 | 18 |
| 563 | MILLINERY STORES | 9 | 5 | 200 | 174 | 31 | 617 | 16 | 4 |
| | CORSET, LINGERIE STORES | 2 | 2 | (D) | (D) | (D) | (D) | (D) | (D) |
| | HOSIERY STORES | - | - | - | - | - | - | - | - |
| | APPAREL, ACCESSORY, OTHER SPECIALTY STORES | 10 | 10 | 670 | 670 | 77 | 1 311 | 33 | 11 |
| 568 | FURRIERS, FUR SHOPS | 3 | 3 | (D) | (D) | (D) | (D) | (D) | (D) |
| 565 | FAMILY CLOTHING STORES | 20 | 18 | 2 262 | 2 258 | 345 | 6 313 | 117 | 11 |
| 566 | SHOE STORES | 41 | 31 | 3 063 | 2 871 | 386 | 7 375 | 135 | 23 |
| | MEN'S SHOE STORES | 4 | 4 | (D) | (D) | (D) | (D) | (D) | (D) |
| | WOMEN'S SHOE STORES | 4 | 4 | 546 | 546 | 76 | 1 682 | 29 | - |
| | CHILDREN'S, JUVENILES' SHOE STORES | 3 | 1 | (D) | (D) | (D) | (D) | (D) | (D) |
| | FAMILY SHOE STORES | 30 | 22 | 2 152 | 2 046 | 267 | 4 959 | 95 | 20 |
| 564 | CHILDREN'S, INFANTS' WEAR STORES | 4 | 2 | (D) | (D) | (D) | (D) | (D) | (D) |
| 569 | MISCELLANEOUS APPAREL, ACCESSORY STORES | 1 | 1 | (D) | (D) | (D) | (D) | (D) | (D) |

Standard Notes: - Represents zero. (D) Withheld to avoid disclosure. (NA) Not available. (X) Not applicable.
*Nonstore retailers, part of SIC major group 53, are shown separately in this table.

TABLE 4. Standard Metropolitan Statistical Areas: 1963-Continued

| SIC code | Standard metropolitan statistical area and kind of business | Establishments | | Sales | | Payroll, entire year (\$1,000) | Payroll, workweek ended nearest Nov. 15 (dollars) | Paid employees, workweek ended nearest Nov. 15 (number) | Active proprietors of unincorporated businesses (number) |
|--|---|----------------|-----------------------|-------------------------------------|---------------------------------------|--------------------------------|---|---|--|
| | | Total (number) | With payroll (number) | Total, all establishments (\$1,000) | Establishments with payroll (\$1,000) | | | | |
| DAVENPORT-ROCK ISLAND-MOLINE, IOWA-ILL, SMSA-Continued | | | | | | | | | |
| FURNITURE, HOME FURNISHINGS, EQUIPMENT STORES | | | | | | | | | |
| 57 | TOTAL | 188 | 148 | 24 861 | 24 033 | 3 591 | 73 033 | 835 | 161 |
| 571 | FURNITURE, HOME FURNISHINGS STORES | 102 | 72 | 12 840 | 12 348 | 2 023 | 40 491 | 451 | 85 |
| 5712 | FURNITURE STORES | 59 | 43 | 8 635 | 8 333 | 1 322 | 24 564 | 287 | 47 |
| 5713 | FLOOR COVERING STORES | 22 | 20 | 3 333 | 3 211 | 520 | 12 264 | 97 | 20 |
| 5714 | ORAPERY, CURTAIN, UPHOLSTERY STORES | 11 | 5 | 443 | 419 | 125 | 2 549 | 50 | 9 |
| 5715 | CHINA, GLASSWARE, METALWARE STORES | 5 | 1 | 144 | (0) | (0) | (0) | (0) | (0) |
| 5719 | MISCELLANEOUS HOME FURNISHINGS STORES | 5 | 3 | 285 | (0) | (0) | (0) | (0) | (0) |
| 572 | HOUSEHOLD APPLIANCE STORES | 41 | 35 | 6 432 | 6 142 | 833 | 18 023 | 196 | 39 |
| 5732 | RADIO, TELEVISION STORES | 24 | 22 | 3 628 | 3 608 | 467 | 9 350 | 105 | 20 |
| 5733 | MUSIC STORES | 21 | 19 | 1 961 | 1 935 | 268 | 5 169 | 83 | 17 |
| | RECORD SHOPS | 3 | 3 | (0) | (0) | (0) | (0) | (0) | (0) |
| | MUSICAL INSTRUMENT STORES | 18 | 16 | (0) | (0) | (0) | (0) | (0) | (0) |
| EATING, DRINKING PLACES | | | | | | | | | |
| 58 | TOTAL | 777 | 631 | 43 241 | 40 281 | 8 221 | 172 690 | 3 887 | 775 |
| 5812 | EATING PLACES | 401 | 351 | 27 390 | 26 512 | 6 171 | 127 937 | 3 020 | 391 |
| | RESTAURANTS, LUNCHROOMS | 289 | 251 | 18 581 | 17 843 | 4 278 | 91 150 | 2 122 | 280 |
| | CAFETERIAS | 13 | 13 | 2 515 | 2 515 | 746 | 14 720 | 293 | 6 |
| | REFRESHMENT PLACES | 93 | 81 | 5 394 | 5 254 | 972 | 18 096 | 523 | 101 |
| | CATERERS | 6 | 6 | 900 | 900 | 175 | 3 971 | 82 | 4 |
| 5813 | DRINKING PLACES (ALCOHOLIC BEVERAGES) | 376 | 280 | 15 851 | 13 769 | 2 050 | 44 753 | 867 | 384 |
| DRUG STORES, PROPRIETARY STORES | | | | | | | | | |
| 59PT(591) | TOTAL | 93 | 87 | 17 469 | 17 295 | 2 206 | 41 067 | 617 | 55 |
| 591 | DRUG STORES | 86 | 82 | 17 169 | 17 105 | 2 193 | 40 839 | 609 | 48 |
| | PROPRIETARY STORES | 7 | 5 | 300 | 190 | 13 | 228 | 8 | 7 |
| OTHER RETAIL STORES | | | | | | | | | |
| S9 EX.591 | TOTAL | 445 | 319 | 38 941 | 36 675 | 4 638 | 87 951 | 1 204 | 375 |
| 592 | LIQUOR STORES | 39 | 39 | 6 121 | 6 121 | 553 | 10 782 | 172 | 23 |
| 593 | ANTIQUA STORES, SECONOHANO STORES | 50 | 20 | 1 774 | 1 418 | 268 | 6 290 | 88 | 40 |
| 5932 | ANTIQUA STORES | 14 | - | 126 | - | - | - | - | 14 |
| 5933 | SECONOHANO STORES | 36 | 20 | 1 648 | 1 418 | 268 | 6 290 | 88 | 26 |
| 594 | BOOK, STATIONERY STORES | 12 | 10 | 733 | 675 | 104 | 1 839 | 39 | 11 |
| 5942 | BOOK STORES | 1 | 1 | (0) | (0) | (0) | (0) | (0) | (0) |
| 5943 | STATIONERY STORES | 11 | 9 | (0) | (0) | (0) | (0) | (0) | (0) |
| 595 | SPORTING GOODS STORES, BICYCLE SHOPS | 30 | 18 | 1 754 | 1 526 | 174 | 2 852 | 36 | 26 |
| 5952 | SPORTING GOODS STORES | 27 | 17 | 1 636 | (0) | (0) | (0) | (0) | (0) |
| 5953 | BICYCLE SHOPS | 3 | 1 | 118 | (0) | (0) | (0) | (0) | (0) |
| 5962 | HAY, GRAIN, FEED STORES | 61 | 43 | 11 781 | 11 241 | 771 | 14 175 | 169 | 57 |
| 5969 | OTHER FARM SUPPLY STORES | 20 | 16 | 1 621 | 1 517 | 118 | 2 284 | 27 | 13 |
| | GARDEN SUPPLY STORES | 5 | 5 | 567 | 567 | 94 | 1 520 | 20 | 4 |
| 597 | JEWELRY STORES | 42 | 28 | 3 111 | 2 893 | 482 | 9 022 | 125 | 33 |
| 598 | FUEL, ICE DEALERS | 32 | 30 | 3 825 | 3 737 | 626 | 12 759 | 130 | 23 |
| 5982 | COAL AND WOOD DEALERS | 17 | 15 | 1 954 | 1 876 | 299 | 6 045 | 65 | 15 |
| | ICE DEALERS | - | - | - | - | - | - | - | - |
| 5983 | FUEL OIL DEALERS | 4 | 4 | 589 | 589 | 49 | 1 021 | 10 | 4 |
| 5984 | BOTTLED GAS DEALERS | 11 | 11 | 1 282 | 1 272 | 278 | 5 693 | 55 | 4 |
| 5992 | FLORISTS | 27 | 27 | 1 436 | 1 436 | 297 | 5 491 | 109 | 27 |
| 5993 | CIGAR STORES, STANOS | 14 | 12 | 401 | 391 | 49 | 929 | 30 | 12 |
| 5994 | NEWS DEALERS, NEWSSTANOS | 7 | 5 | 367 | 343 | 41 | 914 | 12 | 7 |
| 5996 | CAMERA, PHOTOGRAPHIC SUPPLY STORES | 5 | 5 | 500 | 500 | 80 | 1 454 | 23 | 4 |
| 5997 | GIFT, NOVELTY, SOUVENIR SHOPS | 14 | 12 | 504 | 498 | 60 | 1 318 | 38 | 16 |
| 5998 | OPTICAL GOODS STORES | 20 | 18 | 1 117 | 1 035 | 268 | 4 726 | 53 | 19 |
| 5999 | TYPEWRITER STORES | 3 | 1 | 43 | (0) | (0) | (0) | (0) | (0) |
| | LUGGAGE, LEATHER GOODS STORES | 3 | 3 | 306 | 306 | 34 | 618 | 11 | 2 |
| | HOBBY, TOY, GAME SHOPS | 7 | 7 | 383 | 373 | 73 | 1 069 | 23 | 6 |
| | RELIGIOUS GOODS STORES | - | - | - | - | - | - | - | - |
| | PET SHOPS | 5 | 1 | 53 | (0) | (0) | (0) | (0) | (0) |
| | OTHER | 49 | 19 | 2 544 | (0) | (0) | (0) | (0) | (0) |
| NONSTORE RETAILERS* | | | | | | | | | |
| S3 PART* | TOTAL | 164 | 28 | 7 862 | 6 062 | 1 108 | 19 951 | 236 | 159 |
| 532 | MAIL-ORDER HOUSES | 6 | 6 | 1 395 | 1 395 | 191 | 3 409 | 57 | 2 |
| 534 | MERCHANOISE VENOING MACHINE OPERATORS | 26 | 8 | 3 430 | 2 900 | 514 | 9 028 | 91 | 30 |
| 535 | DIRECT SELLING (HOUSE-TO-HOUSE) ORGANIZATIONS | 132 | 14 | 3 037 | 1 767 | 403 | 7 514 | 88 | 127 |

Standard Notes: - Represents zero. (D) Withheld to avoid disclosure. (NA) Not available. (X) Not applicable.
 *Nonstore retailers, part of SIC major group 53, are shown separately in this table.

TABLE 4. Standard Metropolitan Statistical Areas: 1963-Continued

| SIC code | Standard metropolitan statistical area and kind of business | Establishments | | Sales | | Payroll, entire year (\$1,000) | Payroll, workweek ended nearest Nov. 15 (dollars) | Paid employees, workweek ended nearest Nov. 15 (number) | Active proprietors of unincorporated businesses (number) |
|-----------|--|-------------------------------------|-----------------------|-------------------------------------|---------------------------------------|--------------------------------|---|---|--|
| | | Total (number) | With payroll (number) | Total, all establishments (\$1,000) | Establishments with payroll (\$1,000) | | | | |
| | DES MOINES SMSA | Coextensive with Polk County, Iowa. | | | | | | | |
| | RETAIL TRADE, TDOTAL | 2 215 | 1 689 | 411 223 | 400 225 | 52 719 | 1 100 038 | 16 962 | 1 917 |
| | LUMBER, BUILDING MATERIALS, HARDWARE, FARM EQUIPMENT DEALERS | | | | | | | | |
| 52 | TOTAL | 137 | 117 | 21 405 | 20 933 | 2 902 | 53 292 | 593 | 83 |
| 521 | (LUMBER YARDS | 24 | 24 | 8 624 | 8 624 | 1 114 | 20 262 | 208 | 4 |
| | (BUILDING MATERIALS DEALERS | 17 | 13 | 3 618 | 3 582 | 396 | 7 961 | 70 | 12 |
| 522 | (HEATING, PLUMBING EQUIPMENT DEALERS | 15 | 11 | 630 | (D) | (D) | (D) | (D) | (D) |
| 523 | (PAINT, GLASS, WALLPAPER STORES | 19 | 17 | 1 845 | 1 805 | 281 | 5 555 | 70 | 6 |
| 524 | (ELECTRICAL SUPPLY STORES | 7 | 3 | 684 | (D) | (D) | (D) | (D) | (D) |
| 5251 | (HARDWARE STORES | 37 | 33 | 2 708 | 2 586 | 374 | 6 581 | 106 | 33 |
| 5252 | (FARM EQUIPMENT DEALERS | 18 | 16 | 3 296 | 3 288 | 432 | 7 357 | 80 | 7 |
| | GENERAL MERCHANDISE GROUP STORES* | | | | | | | | |
| 53 PART* | TOTAL | 48 | 44 | 63 959 | 63 871 | 10 254 | 206 082 | 3 535 | 33 |
| 531 | (DEPARTMENT STORES | 7 | 7 | 53 416 | 53 416 | 8 744 | 178 021 | 2 943 | - |
| 533 | (LIMITED PRICE VARIETY STORES | 19 | 19 | 5 428 | 5 428 | 930 | 16 809 | 426 | 11 |
| 539 | (GENERAL MERCHANDISE STORES | 17 | 13 | 4 835 | 4 747 | 565 | 10 926 | 159 | 16 |
| | (DRY GOODS STORES | 2 | 2 | (D) | (D) | (D) | (D) | (D) | (D) |
| | (SEWING, NEEDLEWORK STORES | 3 | 3 | (D) | (D) | (D) | (D) | (D) | (D) |
| | FOOD STORES | | | | | | | | |
| 54 | TOTAL | 271 | 179 | 91 654 | 88 484 | 6 937 | 138 872 | 2 323 | 252 |
| 541 | (GROCERY STORES, INCLUDING DELICATESSENS | 211 | 139 | 88 283 | 85 307 | 6 417 | 129 551 | 2 132 | 192 |
| 542 | (MEAT MARKETS | 6 | 6 | 947 | 947 | 68 | 1 344 | 20 | 8 |
| | (FISH (SEAFOOD), MARKETS | - | - | - | - | - | - | - | - |
| 543 | (FRUIT STORES, VEGETABLE MARKETS | 9 | 3 | 399 | 313 | 29 | 452 | 6 | 9 |
| 544 | (CANDY, NUT, CONFECTIONERY STORES | 8 | 6 | 293 | 287 | 37 | 567 | 18 | 5 |
| 545 | (DAIRY PRODUCTS STORES | 5 | 3 | (D) | (D) | (D) | (D) | (D) | (D) |
| 546 | (RETAIL BAKERIES | 25 | 17 | 1 020 | 988 | 300 | 5 328 | 117 | 27 |
| 5462 | (RETAIL BAKERIES, MANUFACTURING | 24 | 16 | (D) | (D) | (D) | (D) | (D) | (D) |
| 5463 | (RETAIL BAKERIES, NONMANUFACTURING | 1 | 1 | (D) | (D) | (D) | (D) | (D) | (D) |
| 549 | (EGG AND POULTRY DEALERS | 3 | 3 | (D) | (D) | (D) | (D) | (D) | (D) |
| | (OTHER | 4 | 2 | 256 | (D) | (D) | (D) | (D) | (D) |
| | AUTOMOTIVE DEALERS | | | | | | | | |
| 55 EX+554 | TOTAL | 128 | 96 | 81 180 | 80 384 | 7 075 | 141 591 | 1 225 | 87 |
| 551 | (PASSENGER CAR DEALERS, FRANCHISED | 29 | 27 | 66 613 | 66 443 | 5 692 | 113 582 | 929 | 12 |
| | (DOMESTIC CAR DEALERS | 22 | 22 | 62 544 | 62 544 | 5 173 | 103 120 | 833 | 7 |
| | (IMPORTED CAR DEALERS | 3 | 3 | (D) | (D) | (D) | (D) | (D) | (D) |
| | (DOMESTIC AND IMPORTED CAR DEALERS | 4 | 2 | (D) | (D) | (D) | (D) | (D) | (D) |
| 552 | (PASSENGER CAR DEALERS, NONFRANCHISED | 34 | 24 | 4 928 | 4 678 | 251 | 6 066 | 55 | 29 |
| 553 | (TIRE, BATTERY, ACCESSORY DEALERS | 29 | 23 | 5 114 | 5 082 | 715 | 14 103 | 146 | 19 |
| | (HOME AND AUTO SUPPLY STORES | 8 | 8 | 1 863 | 1 863 | 244 | 4 582 | 64 | 3 |
| 559 | (MISCELLANEOUS AIRCRAFT, MARINE, AUTOMOTIVE DEALERS | 28 | 14 | 2 662 | 2 318 | 173 | 3 258 | 31 | 24 |
| | (AIRCRAFT, BOAT, MOTORCYCLE DEALERS | 11 | 3 | 861 | 583 | 86 | 1 668 | 16 | 10 |
| | (HOUSEHOLD TRAILER DEALERS | 15 | 11 | 1 773 | 1 735 | 87 | 1 590 | 15 | 12 |
| | (OTHER AUTOMOTIVE DEALERS | 2 | - | 28 | - | - | - | - | 2 |
| | GASOLINE SERVICE STATIONS | | | | | | | | |
| 55PT(554) | TOTAL | 334 | 288 | 29 659 | 27 595 | 2 686 | 57 495 | 921 | 315 |
| | APPAREL, ACCESSORY STORES | | | | | | | | |
| 56 | TOTAL | 118 | 104 | 21 025 | 20 679 | 3 185 | 59 284 | 1 071 | 79 |
| 561,567 | (MEN'S, BOYS' APPAREL STORES, CUSTOM TAILORS | 23 | 23 | 4 330 | 4 330 | 778 | 12 401 | 232 | 10 |
| 561 | (MEN'S, BOYS' CLOTHING AND FURNISHINGS STORES | 21 | 21 | (D) | (D) | (D) | (D) | (D) | (D) |
| 567 | (CUSTOM TAILORS | 2 | 2 | (D) | (D) | (D) | (D) | (D) | (D) |
| 562-3,568 | (WOMEN'S CLOTHING, SPECIALTY STORES | 43 | 41 | 8 851 | 8 831 | 1 433 | 27 355 | 503 | 35 |
| 562 | (WOMEN'S READY-TO-WEAR STORES | 31 | 31 | 7 854 | 7 854 | 1 244 | 23 746 | 447 | 25 |
| 563,568 | (WOMEN'S ACCESSORY, SPECIALTY STORES, FURRIERS | 12 | 10 | 997 | 977 | 189 | 3 609 | 56 | 10 |
| 563 | (MILLINERY STORES | 4 | 4 | 170 | 170 | 26 | 420 | 11 | - |
| | (CORSET, LINGERIE STORES | - | - | - | - | - | - | - | - |
| | (HOSIERY STORES | 2 | - | 20 | - | - | - | - | 2 |
| | (APPAREL, ACCESSORY, OTHER SPECIALTY STORES | 4 | 4 | (D) | (D) | (D) | (D) | (D) | (D) |
| 568 | (FURRIERS, FUR SHOPS | 2 | 2 | (D) | (D) | (D) | (D) | (D) | (D) |
| 565 | (FAMILY CLOTHING STORES | 9 | 7 | 3 182 | 3 138 | 334 | 6 443 | 111 | 10 |
| 566 | (SHOE STORES | 32 | 26 | 4 037 | 3 767 | 593 | 11 993 | 191 | 13 |
| | (MEN'S SHOE STORES | 3 | 3 | 182 | 182 | 32 | 532 | 6 | - |
| | (WOMEN'S SHOE STORES | 6 | 6 | 1 465 | 1 465 | 227 | 4 694 | 68 | - |
| | (CHILDREN'S, JUVENILES' SHOE STORES | - | - | - | - | - | - | - | - |
| | (FAMILY SHOE STORES | 23 | 17 | 2 390 | 2 120 | 334 | 6 767 | 117 | 13 |
| 564 | (CHILDREN'S, INFANTS' WEAR STORES | 9 | 7 | 617 | 613 | 47 | 1 092 | 34 | 9 |
| 569 | (MISCELLANEOUS APPAREL, ACCESSORY STORES | 2 | - | 8 | - | - | - | - | 2 |

Standard Notes: - Represents zero. (D) Withheld to avoid disclosure. (NA) Not available. (X) Not applicable.
 *Nonstore retailers, part of SIC major group 53, are shown separately in this table.

TABLE 4. Standard Metropolitan Statistical Areas: 1963—Continued

| SIC code | Standard metropolitan statistical area and kind of business | Establishments | | Sales | | Payroll, entire year (\$1,000) | Payroll, workweek ended nearest Nov. 15 (dollars) | Paid employees, workweek ended nearest Nov. 15 (number) | Active proprietors of unincorporated businesses (number) |
|---|---|----------------|-----------------------|-------------------------------------|---------------------------------------|--------------------------------|---|---|--|
| | | Total (number) | With payroll (number) | Total, all establishments (\$1,000) | Establishments with payroll (\$1,000) | | | | |
| DES MOINES SMSA—Continued | | | | | | | | | |
| FURNITURE, HOME FURNISHINGS, EQUIPMENT STORES | | | | | | | | | |
| S7 | TOTAL | 142 | 104 | 18 604 | 18 072 | 3 233 | 62 336 | 686 | 105 |
| S71 | FURNITURE, HOME FURNISHINGS STORES | 75 | 53 | 11 756 | 11 494 | 2 215 | 42 497 | 468 | 53 |
| S712 | FURNITURE STORES | 42 | 32 | 9 357 | 9 209 | 1 774 | 32 149 | 377 | 28 |
| S713 | FLOOR COVERING STORES | 17 | 13 | 1 958 | 1 888 | 355 | 8 843 | 64 | 11 |
| S714 | DRAPERY, CURTAIN, UPHOLSTERY STORES | 7 | 3 | 87 | (D) | (D) | (D) | (D) | (D) |
| S715 | CHINA, GLASSWARE, METALWARE STORES | 3 | 1 | 87 | (D) | (D) | (D) | (D) | (D) |
| S719 | MISCELLANEOUS HOME FURNISHINGS STORES | 6 | 4 | 267 | 261 | 59 | 1 051 | 14 | 6 |
| S72 | HOUSEHOLD APPLIANCE STORES | 23 | 15 | 3 245 | 3 157 | 488 | 10 048 | 100 | 17 |
| S732 | RADIO, TELEVISION STORES | 22 | 18 | 1 375 | 1 339 | 180 | 3 474 | 42 | 20 |
| S733 | MUSIC STORES | 22 | 18 | 2 228 | 2 082 | 350 | 6 317 | 76 | 15 |
| | RECORD SHOPS | 6 | 4 | 235 | 209 | 20 | 413 | 12 | 3 |
| | MUSICAL INSTRUMENT STORES | 16 | 14 | 1 993 | 1 873 | 330 | 5 904 | 64 | 12 |
| EATING, DRINKING PLACES | | | | | | | | | |
| S8 | TOTAL | 504 | 430 | 26 821 | 25 553 | 6 147 | 129 201 | 3 001 | 499 |
| S812 | EATING PLACES | 368 | 326 | 22 559 | 21 931 | 5 684 | 116 774 | 2 768 | 360 |
| | RESTAURANTS, LUNCHROOMS | 255 | 227 | 15 137 | 14 657 | 3 803 | 78 742 | 1 856 | 273 |
| | CAFETERIAS | 21 | 17 | 2 299 | 2 269 | 756 | 14 737 | 319 | 16 |
| | REFRESHMENT PLACES | 82 | 72 | 4 124 | 4 006 | 877 | 18 624 | 455 | 63 |
| S813 | CATERERS | 10 | 10 | 999 | 999 | 248 | 4 671 | 138 | 8 |
| | DRINKING PLACES (ALCOHOLIC BEVERAGES) | 136 | 104 | 4 262 | 3 622 | 463 | 12 427 | 233 | 139 |
| DRUG STORES, PROPRIETARY STORES | | | | | | | | | |
| S9PT(S91) | TOTAL | 85 | 81 | 13 969 | 13 909 | 1 932 | 35 186 | 660 | 83 |
| S91 | DRUG STORES | 83 | 79 | (D) | (D) | (D) | (D) | (D) | (D) |
| | PROPRIETARY STORES | 2 | 2 | (D) | (D) | (D) | (D) | (D) | (D) |
| OTHER RETAIL STORES | | | | | | | | | |
| S9 Ex.S91 | TOTAL | 301 | 207 | 27 348 | 25 882 | 3 228 | 63 991 | 890 | 254 |
| S92 | LIQUOR STORES | 23 | 21 | 7 916 | 7 912 | 375 | 7 598 | 108 | 15 |
| S93 | ANTIQUARIAN STORES, SECONOHANO STORES | 44 | 24 | 1 035 | 865 | 154 | 3 458 | 54 | 36 |
| S932 | ANTIQUARIAN STORES | 7 | 1 | 30 | (D) | (D) | (D) | (D) | (D) |
| S933 | SECONOHANO STORES | 37 | 23 | 1 005 | (D) | (D) | (D) | (D) | (D) |
| S94 | BOOK, STATIONERY STORES | 12 | 6 | 1 615 | 1 417 | 266 | 5 649 | 67 | 9 |
| S942 | BOOK STORES | 6 | 4 | 765 | (D) | (D) | (D) | (D) | (D) |
| S943 | STATIONERY STORES | 6 | 2 | 850 | (D) | (D) | (D) | (D) | (D) |
| S95 | SPORTING GOODS STORES, BICYCLE SHOPS | 16 | 12 | 1 127 | 1 097 | 146 | 2 746 | 42 | 15 |
| S952 | SPORTING GOODS STORES | 12 | 10 | 1 021 | (D) | (D) | (D) | (D) | (D) |
| S953 | BICYCLE SHOPS | 4 | 2 | 106 | (D) | (D) | (D) | (D) | (D) |
| S962 | HAY, GRAIN, FEED STORES | 14 | 8 | 2 274 | 2 082 | 102 | 1 911 | 24 | 10 |
| S969 | OTHER FARM SUPPLY STORES | 2 | 2 | (D) | (D) | (D) | (D) | (D) | (D) |
| | GARDEN SUPPLY STORES | 5 | 5 | 551 | 551 | 74 | 1 519 | 22 | 1 |
| S97 | JEWELRY STORES | 23 | 17 | 2 980 | 2 870 | 537 | 9 300 | 120 | 12 |
| S98 | FUEL, ICE DEALERS | 21 | 13 | 1 900 | 1 660 | 331 | 6 864 | 71 | 18 |
| S982 | COAL AND WOOD DEALERS | 10 | 6 | (D) | (D) | (D) | (D) | (D) | (D) |
| | ICE DEALERS | 1 | 1 | (D) | (D) | (D) | (D) | (D) | (D) |
| S983 | FUEL OIL DEALERS | 1 | 1 | (D) | (D) | (D) | (D) | (D) | (D) |
| S984 | BOTTLED GAS DEALERS | 9 | 5 | 1 321 | 1 289 | 241 | 4 916 | 50 | 7 |
| S992 | FLORISTS | 25 | 23 | 1 794 | 1 758 | 413 | 8 067 | 120 | 26 |
| S993 | CIGAR STORES, STANDS | 10 | 6 | 360 | 286 | 26 | 1 072 | 25 | 9 |
| S994 | NEWS DEALERS, NEWSSTANDS | 4 | 2 | 126 | (D) | (D) | (D) | (D) | (D) |
| S996 | CAMERA, PHOTOGRAPHIC SUPPLY STORES | 7 | 7 | 500 | 500 | 68 | 1 157 | 17 | 4 |
| S997 | GIFT, NOVELTY, SOUVENIR SHOPS | 15 | 7 | 282 | 238 | 33 | 808 | 20 | 16 |
| S998 | OPTICAL GOODS STORES | 21 | 19 | 1 208 | 1 166 | 250 | 5 076 | 60 | 19 |
| S999 | TYPEWRITER STORES | 1 | 1 | (D) | (D) | (D) | (D) | (D) | (D) |
| | LUGGAGE, LEATHER GOODS STORES | 3 | 3 | (D) | (D) | (D) | (D) | (D) | (D) |
| | HOBBY, TOY, GAME SHOPS | 16 | 10 | 786 | 752 | 86 | 1 588 | 32 | 15 |
| | RELIGIOUS GOODS STORES | 4 | 4 | 204 | 204 | 28 | 767 | 8 | 4 |
| | PET SHOPS | 4 | - | 30 | - | - | - | - | 4 |
| | OTHER | 31 | 17 | 1 466 | 1 220 | 201 | 3 602 | 53 | 33 |
| NONSTORE RETAILERS* | | | | | | | | | |
| S3 PART* | TOTAL | 147 | 39 | 15 599 | 14 863 | 5 140 | 152 708 | 2 057 | 127 |
| S32 | MAIL-ORDER HOUSES | 9 | 7 | 8 872 | (D) | (D) | (D) | (D) | (D) |
| S34 | MERCHANDISE VENDING MACHINE OPERATORS | 24 | 10 | 1 720 | 1 606 | 291 | 5 714 | 66 | 20 |
| S35 | DIRECT SELLING (HOUSE-TO-HOUSE) ORGANIZATIONS | 114 | 22 | 5 007 | (D) | (D) | (D) | (D) | (D) |

Standard Notes: - Represents zero. (D) Withheld to avoid disclosure. (NA) Not available. (X) Not applicable.
 *Nonstore retailers, part of SIC major group 53, are shown separately in this table.

TABLE 4. Standard Metropolitan Statistical Areas: 1963-Continued

| SIC code | Standard metropolitan statistical area and kind of business | Establishments | | Sales | | Payroll, entire year (\$1,000) | Payroll, workweek ended nearest Nov. 15 (dollars) | Paid employees, workweek ended nearest Nov. 15 (number) | Active proprietors of unincorporated businesses (number) |
|---------------------|---|--|--------------------------|--|--|-----------------------------------|--|--|---|
| | | Total (number) | With payroll (number) | Total, all establishments (\$1,000) | Establishments with payroll (\$1,000) | | | | |
| DUBUQUE SMSA | | Coextensive with Dubuque County, Iowa. | | | | | | | |
| | RETAIL TRADE, TOTAL | 810 | 586 | 111 780 | 107 528 | 13 055 | 258 312 | 4 184 | 770 |
| | LUMBER, BUILDING MATERIALS, HARDWARE, FARM EQUIPMENT DEALERS | | | | | | | | |
| | TOTAL | 60 | 44 | 10 118 | 9 640 | 1 184 | 23 174 | 257 | 58 |
| 52 | LUMBER YARDS | 15 | 11 | 3 204 | 3 180 | 420 | 7 977 | 86 | 11 |
| | BUILDING MATERIALS DEALERS | 3 | 3 | (D) | (D) | (D) | (D) | (D) | (D) |
| 522 | HEATING, PLUMBING EQUIPMENT DEALERS | 6 | 4 | 416 | 388 | 57 | 1 708 | 12 | 10 |
| 523 | PAINT, GLASS, WALLPAPER STORES | 4 | 4 | (D) | (D) | (D) | (D) | (D) | (D) |
| 524 | ELECTRICAL SUPPLY STORES | 2 | - | 16 | - | - | - | - | 4 |
| 5251 | HARDWARE STORES | 13 | 9 | 1 512 | 1 366 | 198 | 3 577 | 39 | 10 |
| 5252 | FARM EQUIPMENT DEALERS | 17 | 13 | 3 451 | 3 199 | 270 | 5 667 | 72 | 18 |
| | GENERAL MERCHANDISE GROUP STORES* | | | | | | | | |
| | TOTAL | 22 | 16 | 20 444 | 20 044 | 3 389 | 66 822 | 1 249 | 17 |
| 53 PART* | DEPARTMENT STORES | 6 | 6 | 17 903 | 17 903 | 3 074 | 61 123 | 1 108 | - |
| 533 | LIMITED PRICE VARIETY STORES | 5 | 3 | 1 344 | 1 264 | 232 | 4 129 | 106 | 2 |
| 539 | GENERAL MERCHANDISE STORES | 11 | 7 | 1 197 | 877 | 83 | 1 570 | 35 | 15 |
| | DRY GOODS STORES | - | - | - | - | - | - | - | - |
| | SEWING, NEEDLEWORK STORES | - | - | - | - | - | - | - | - |
| | FOOD STORES | | | | | | | | |
| | TOTAL | 100 | 76 | 23 894 | 23 384 | 1 710 | 36 060 | 584 | 102 |
| 541 | GROCERY STORES, INCLUDING DELICATESSENS | 74 | 58 | 22 150 | 21 710 | 1 487 | 32 273 | 502 | 68 |
| 542 | MEAT MARKETS | 2 | 2 | (D) | (D) | (D) | (D) | (D) | (D) |
| | FISH (SEAFOOD) MARKETS | 2 | - | 16 | - | - | - | - | 2 |
| 543 | FRUIT STORES, VEGETABLE MARKETS | 2 | - | 26 | - | - | - | - | 2 |
| 544 | CANDY, NUT, CONFECTIONERY STORES | 4 | 2 | 88 | (D) | (D) | (D) | (D) | (D) |
| 545 | DAIRY PRODUCTS STORES | 5 | 3 | 526 | (D) | (D) | (D) | (D) | (D) |
| 546 | RETAIL BAKERIES | 10 | 10 | 375 | 375 | 77 | 1 066 | 37 | 17 |
| 5462 | RETAIL BAKERIES, MANUFACTURING | 10 | 10 | 375 | 375 | 77 | 1 066 | 37 | 17 |
| 5463 | RETAIL BAKERIES, NONMANUFACTURING | - | - | - | - | - | - | - | - |
| 549 | EGG AND POULTRY DEALERS | - | - | - | - | - | - | - | - |
| | OTHER | 1 | 1 | (D) | (D) | (D) | (D) | (D) | (D) |
| | AUTOMOTIVE DEALERS | | | | | | | | |
| | TOTAL | 45 | 39 | 17 120 | 16 698 | 1 825 | 31 608 | 343 | 36 |
| 55 EX-554 | PASSENGER CAR DEALERS, FRANCHISED | 17 | 15 | 12 857 | 12 607 | 1 316 | 23 190 | 244 | 10 |
| 551 | DOMESTIC CAR DEALERS | 15 | 13 | (D) | (D) | (D) | (D) | (D) | (D) |
| | IMPORTED CAR DEALERS | - | - | - | - | - | - | - | - |
| | DOMESTIC AND IMPORTED CAR DEALERS | 2 | 2 | (D) | (D) | (D) | (D) | (D) | (D) |
| 552 | PASSENGER CAR DEALERS, NONFRANCHISED | 6 | 6 | 1 155 | 1 155 | 112 | 1 510 | 20 | 5 |
| 553 | TIRE, BATTERY, ACCESSORY DEALERS | 9 | 9 | 1 857 | 1 857 | 305 | 5 259 | 59 | 7 |
| | HOME AND AUTO SUPPLY STORES | 2 | 2 | (D) | (D) | (D) | (D) | (D) | (D) |
| 559 | MISCELLANEOUS AIRCRAFT, MARINE, AUTOMOTIVE DEALERS | 11 | 7 | (D) | (D) | (D) | (D) | (D) | (D) |
| | AIRCRAFT, BOAT, MOTORCYCLE DEALERS | 8 | 4 | 419 | (D) | (D) | (D) | (D) | (D) |
| | HOUSEHOLD TRAILER DEALERS | 3 | 3 | (D) | (D) | (D) | (D) | (D) | (D) |
| | OTHER AUTOMOTIVE DEALERS | - | - | - | - | - | - | - | - |
| | GASOLINE SERVICE STATIONS | | | | | | | | |
| 55PT(554) | TOTAL | 107 | 83 | 8 159 | 7 341 | 561 | 12 402 | 231 | 116 |
| | APPAREL, ACCESSORY STORES | | | | | | | | |
| | TOTAL | 37 | 31 | 3 728 | 3 670 | 612 | 11 835 | 202 | 20 |
| 561-567 | MEN'S, BOYS' APPAREL STORES, CUSTOM TAILORS | 6 | 6 | 933 | 933 | 163 | 3 465 | 49 | 4 |
| 561 | MEN'S, BOYS' CLOTHING AND FURNISHINGS STORES | 6 | 6 | 933 | 933 | 163 | 3 465 | 49 | 4 |
| 567 | CUSTOM TAILORS | - | - | - | - | - | - | - | - |
| 562-3,568 | WOMEN'S CLOTHING, SPECIALTY STORES | 14 | 14 | 1 259 | 1 259 | 237 | 4 567 | 84 | 4 |
| 562 | WOMEN'S READY-TO-WEAR STORES | 8 | 8 | 829 | 829 | 118 | 2 215 | 52 | 2 |
| 563,568 | WOMEN'S ACCESSORY, SPECIALTY STORES, FURRIERS | 6 | 6 | 430 | 430 | 119 | 2 352 | 32 | 2 |
| 563 | MILLINERY STORES | 2 | 2 | (D) | (D) | (D) | (D) | (D) | (D) |
| | CORSET, LINGERIE STORES | 1 | 1 | (D) | (D) | (D) | (D) | (D) | (D) |
| | HOSIERY STORES | 1 | 1 | (D) | (D) | (D) | (D) | (D) | (D) |
| | APPAREL, ACCESSORY, OTHER SPECIALTY STORES | - | - | - | - | - | - | - | - |
| 568 | FURRIERS, FUR SHOPS | 2 | 2 | (D) | (D) | (D) | (D) | (D) | (D) |
| 565 | FAMILY CLOTHING STORES | 5 | 3 | (D) | (D) | (D) | (D) | (D) | (D) |
| 566 | SHOE STORES | 10 | 8 | (D) | (D) | (D) | (D) | (D) | (D) |
| | MEN'S SHOE STORES | 1 | 1 | (D) | (D) | (D) | (D) | (D) | (D) |
| | WOMEN'S SHOE STORES | 1 | 1 | (D) | (D) | (D) | (D) | (D) | (D) |
| | CHILDREN'S, JUVENILES' SHOE STORES | - | - | - | - | - | - | - | - |
| | FAMILY SHOE STORES | 8 | 6 | 938 | 890 | 137 | 2 405 | 41 | 4 |
| 564 | CHILDREN'S, INFANTS' WEAR STORES | - | - | - | - | - | - | - | - |
| 569 | MISCELLANEOUS APPAREL, ACCESSORY STORES | 2 | - | - | - | - | - | - | 4 |

Standard Notes: - Represents zero. (D) Withheld to avoid disclosure. (NA) Not available. (X) Not applicable.
*Nonstore retailers, part of SIC major group 53, are shown separately in this table.

TABLE 4. Standard Metropolitan Statistical Areas: 1963-Continued

| SIC code | Standard metropolitan statistical area and kind of business | Establishments | | Sales | | Payroll, entire year (\$1,000) | Payroll, workweek ended nearest Nov. 15 (dollars) | Paid employees, workweek ended nearest Nov. 15 (number) | Active proprietors of unincorporated businesses (number) |
|---|---|----------------|-----------------------|-------------------------------------|---------------------------------------|--------------------------------|---|---|--|
| | | Total (number) | With payroll (number) | Total, all establishments (\$1,000) | Establishments with payroll (\$1,000) | | | | |
| DUBUQUE SMSA-Continued | | | | | | | | | |
| FURNITURE, HOME FURNISHINGS, EQUIPMENT STORES | | | | | | | | | |
| S7 | TOTAL | 32 | 28 | 4 434 | 4 418 | 743 | 17 828 | 211 | 25 |
| S71 | FURNITURE, HOME FURNISHINGS STORES | 17 | 15 | 2 650 | 2 644 | 477 | 8 817 | 97 | 14 |
| S712 | FURNITURE STORES | 10 | 8 | 1 700 | 1 694 | 260 | 4 360 | 55 | 7 |
| S713 | FLOOR COVERING STORES | 4 | 4 | 773 | 773 | 188 | 3 957 | 34 | 3 |
| S714 | DRAPERY, CURTAIN, UPHOLSTERY STORES | 3 | 3 | 177 | 177 | 29 | 500 | 8 | 4 |
| S715 | CHINA, GLASSWARE, METALWARE STORES | - | - | - | - | - | - | - | - |
| S719 | MISCELLANEOUS HOME FURNISHINGS STORES | 7 | 5 | 582 | 572 | 100 | 2 538 | 21 | 3 |
| S72 | HOUSEHOLD APPLIANCE STORES | 3 | 3 | 263 | 263 | 36 | 874 | 14 | 5 |
| S732 | RADIO, TELEVISION STORES | 5 | 5 | 939 | 939 | 130 | 5 599 | 79 | 3 |
| S733 | MUSIC STORES | - | - | - | - | - | - | - | - |
| | RECORD SHOPS | - | - | - | - | - | - | - | - |
| | MUSICAL INSTRUMENT STORES | 5 | 5 | 939 | 939 | 130 | 5 599 | 79 | 3 |
| EATING, DRINKING PLACES | | | | | | | | | |
| 58 | TOTAL | 222 | 164 | 8 039 | 7 185 | 1 339 | 26 444 | 670 | 231 |
| 5812 | EATING PLACES | 99 | 91 | 4 743 | 4 663 | 1 065 | 20 924 | 529 | 109 |
| | RESTAURANTS, LUNCHROOMS | 71 | 65 | 3 332 | 3 260 | 734 | 13 811 | 353 | 81 |
| | CAFETERIAS | 4 | 4 | 635 | 635 | 169 | 3 559 | 79 | 4 |
| | REFRESHMENT PLACES | 19 | 17 | 630 | 622 | 119 | 2 657 | 78 | 19 |
| | CATERERS | 5 | 5 | 146 | 146 | 43 | 897 | 19 | 5 |
| S813 | DRINKING PLACES (ALCOHOLIC BEVERAGES) | 123 | 73 | 3 296 | 2 522 | 274 | 5 520 | 141 | 122 |
| DRUG STORES, PROPRIETARY STORES | | | | | | | | | |
| S9PT(S91) | TOTAL | 14 | 14 | 3 616 | 3 616 | S77 | 10 693 | 155 | 12 |
| S91 | DRUG STORES | 13 | 13 | (0) | (0) | (0) | (0) | (0) | (0) |
| | PROPRIETARY STORES | 1 | 1 | (0) | (0) | (0) | (0) | (0) | (0) |
| OTHER RETAIL STORES | | | | | | | | | |
| S9 EX-S91 | TOTAL | 129 | 81 | 10 756 | 10 268 | 966 | 18 046 | 241 | 112 |
| S92 | LIQUOR STORES | 8 | 8 | 1 636 | 1 636 | 70 | 1 412 | 21 | 5 |
| S93 | ANTIQUARIAN, SECONDHAND STORES | 8 | 4 | 139 | (0) | (0) | (0) | (0) | (0) |
| S932 | ANTIQUARIAN STORES | - | - | - | - | - | - | - | - |
| S933 | SECONDHAND STORES | 8 | 4 | 139 | (0) | (0) | (0) | (0) | (0) |
| S94 | BOOK, STATIONERY STORES | 2 | 2 | (0) | (0) | (0) | (0) | (0) | (0) |
| S942 | BOOK STORES | 1 | 1 | (0) | (0) | (0) | (0) | (0) | (0) |
| S943 | STATIONERY STORES | 1 | 1 | (0) | (0) | (0) | (0) | (0) | (0) |
| S95 | SPORTING GOODS STORES, BICYCLE SHOPS | 10 | 4 | 484 | 378 | 45 | 988 | 12 | 9 |
| S952 | SPORTING GOODS STORES | 8 | 4 | 442 | 378 | 45 | 988 | 12 | 7 |
| S953 | BICYCLE SHOPS | 2 | - | 42 | - | - | - | - | 2 |
| S962 | HAY, GRAIN, FEED STORES | 24 | 16 | 4 511 | 4 451 | 237 | 4 234 | 55 | 25 |
| S969 | OTHER FARM SUPPLY STORES | 9 | 5 | 623 | 601 | 78 | 1 109 | 12 | 8 |
| | GARDEN SUPPLY STORES | 1 | 1 | (0) | (0) | (0) | (0) | (0) | (0) |
| S97 | JEWELRY STORES | 8 | 8 | 490 | 490 | 81 | 1 373 | 19 | 7 |
| S98 | FUEL, ICE DEALERS | 20 | 8 | 1 392 | 1 242 | 162 | 3 822 | 35 | 15 |
| S982 | COAL AND WOOD DEALERS | 2 | 2 | (0) | (0) | (0) | (0) | (0) | (0) |
| | ICE DEALERS | - | - | - | - | - | - | - | - |
| S983 | FUEL OIL DEALERS | 5 | 1 | (0) | (0) | (0) | (0) | (0) | (0) |
| S984 | BOTTLED GAS DEALERS | 13 | 5 | 572 | 450 | 64 | 1 351 | 17 | 10 |
| S992 | FLORISTS | 3 | 3 | 215 | 215 | 42 | 780 | 15 | 4 |
| S993 | CIGAR STORES, STANOS | 4 | 2 | 159 | (0) | (0) | (0) | (0) | (0) |
| S994 | NEWS DEALERS, NEWSSTANDS | 3 | 1 | 99 | (0) | (0) | (0) | (0) | (0) |
| S996 | CAMERA, PHOTOGRAPHIC SUPPLY STORES | 3 | 1 | 66 | (0) | (0) | (0) | (0) | (0) |
| S997 | GIFT, NOVELTY, SOUVENIR SHOPS | 5 | 3 | 52 | 46 | 5 | 87 | 4 | 4 |
| S998 | OPTICAL GOODS STORES | 9 | 9 | 311 | 311 | 78 | 1 242 | 18 | 6 |
| S999 | TYPEWRITER STORES | - | - | - | - | - | - | - | - |
| | LUGGAGE, LEATHER GOODS STORES | - | - | - | - | - | - | - | - |
| | HOBBY, TOY, GAME SHOPS | 2 | 2 | (0) | (0) | (0) | (0) | (0) | (0) |
| | RELIGIOUS GOODS STORES | 2 | - | 20 | - | - | - | - | 2 |
| | PET SHOPS | - | - | - | - | - | - | - | - |
| | OTHER | 8 | 4 | 138 | 126 | 15 | 242 | 4 | 8 |
| NONSTORE RETAILERS* | | | | | | | | | |
| S3 PART* | TOTAL | 42 | 10 | 1 472 | 1 264 | 149 | 3 400 | 41 | 41 |
| S32 | MAIL-ORDER HOUSES | 2 | 2 | (0) | (0) | (0) | (0) | (0) | (0) |
| S34 | MERCHANDISE VENDING MACHINE OPERATORS | 2 | 2 | (0) | (0) | (0) | (0) | (0) | (0) |
| S35 | DIRECT SELLING (HOUSE-TO-HOUSE) ORGANIZATIONS | 38 | 6 | 778 | 570 | 102 | 2 532 | 26 | 39 |

Standard Notes: - Represents zero. (D) Withheld to avoid disclosure. (NA) Not available. (X) Not applicable.
 *Nonstore retailers, part of SIC major group 53, are shown separately in this table.

TABLE 4. Standard Metropolitan Statistical Areas: 1963-Continued

| SIC code | Standard metropolitan statistical area and kind of business | Establishments | | Sales | | Payroll, entire year (\$1,000) | Payroll, workweek ended nearest Nov. 15 (dollars) | Paid employees, workweek ended nearest Nov. 15 (number) | Active proprietors of unincorporated businesses (number) |
|-----------|---|--|--------------------------|--|--|-----------------------------------|--|--|---|
| | | Total (number) | With payroll (number) | Total, all establishments (\$1,000) | Establishments with payroll (\$1,000) | | | | |
| | <u>OMAHA, NEBR.-IOWA, SMSA-</u> | Consists of Douglas and Sarpy Counties, Nebr., and Pottawattamie County, Iowa. | | | | | | | |
| | RETAIL TRADE, TOTAL | 3 483 | 2 667 | 666 497 | 649 395 | 81 117 | 1 588 555 | 25 156 | 3 000 |
| | LUMBER, BUILDING MATERIALS, HARDWARE, FARM EQUIPMENT DEALERS | | | | | | | | |
| 52 | TOTAL | 208 | 176 | 37 769 | 36 851 | 4 537 | 85 535 | 975 | 152 |
| 521 | (LUMBER YARDS | 37 | 37 | 15 739 | 15 711 | 1 809 | 30 971 | 330 | 17 |
| | (BUILDING MATERIALS DEALERS | 21 | 17 | 3 243 | 3 197 | 339 | 6 495 | 87 | 15 |
| 522 | (HEATING, PLUMBING EQUIPMENT DEALERS | 12 | 10 | (D) | (D) | (D) | (D) | (D) | (D) |
| 523 | (PAINT, GLASS, WALLPAPER STORES | 35 | 33 | 4 910 | 4 842 | 786 | 17 039 | 211 | 18 |
| 524 | (ELECTRICAL SUPPLY STORES | 2 | 2 | (D) | (D) | (D) | (D) | (D) | (D) |
| 5251 | (HARDWARE STORES | 65 | 47 | 5 250 | 4 860 | 670 | 13 449 | 175 | 66 |
| 5252 | (FARM EQUIPMENT DEALERS | 36 | 30 | 7 774 | 7 448 | 652 | 11 541 | 118 | 25 |
| | GENERAL MERCHANDISE GROUP STORES* | | | | | | | | |
| 53 PART* | TOTAL | 73 | 55 | 98 878 | 98 514 | 15 094 | 290 392 | 5 235 | 52 |
| 531 | (DEPARTMENT STORES | 9 | 9 | 82 483 | 82 483 | 12 561 | 233 825 | 4 141 | - |
| 533 | (LIMITED PRICE VARIETY STORES | 34 | 26 | 10 600 | 10 544 | 1 885 | 41 368 | 904 | 23 |
| 539 | (GENERAL MERCHANDISE STORES | 23 | 17 | 5 549 | (D) | (D) | (D) | (D) | (D) |
| | (DRY GOODS STORES | 5 | 3 | 212 | (D) | (D) | (D) | (D) | (D) |
| | (SEWING, NEEDLEWORK STORES | 2 | - | 34 | - | - | - | - | 2 |
| | FOOD STORES | | | | | | | | |
| 54 | TOTAL | 455 | 345 | 142 498 | 139 038 | 11 183 | 211 566 | 3 570 | 400 |
| 541 | (GROCERY STORES, INCLUDING DELICATESSENS | 344 | 268 | 133 244 | 130 448 | 9 613 | 184 699 | 3 116 | 310 |
| 542 | (MEAT MARKETS | 18 | 16 | 3 805 | 3 757 | 399 | 5 216 | 68 | 17 |
| | (FISH (SEAFOOD) MARKETS | 5 | 3 | (D) | (D) | (D) | (D) | (D) | (D) |
| 543 | (FRUIT STORES, VEGETABLE MARKETS | 11 | 3 | 363 | 187 | 8 | 223 | 5 | 11 |
| 544 | (CANDY, NUT, CONFECTIONERY STORES | 18 | 8 | 621 | 537 | 75 | 1 167 | 27 | 13 |
| 545 | (DAIRY PRODUCTS STORES | 15 | 13 | 980 | (D) | (D) | (D) | (D) | (D) |
| 546 | (RETAIL BAKERIES | 39 | 31 | 2 848 | 2 608 | 835 | 15 636 | 268 | 38 |
| 5462 | (RETAIL BAKERIES, MANUFACTURING | 35 | 31 | 2 660 | 2 578 | 830 | 15 501 | 266 | 34 |
| 5463 | (RETAIL BAKERIES, NONMANUFACTURING | 4 | - | 188 | (D) | (D) | (D) | (D) | (D) |
| 549 | (EGG AND POULTRY DEALERS | 2 | 2 | (D) | (D) | (D) | (D) | (D) | (D) |
| | (OTHER | 3 | 1 | 141 | (D) | (D) | (D) | (D) | (D) |
| | AUTOMOTIVE DEALERS | | | | | | | | |
| 55 EX-554 | TOTAL | 209 | 147 | 116 120 | 114 542 | 11 487 | 223 651 | 2 203 | 153 |
| 551 | (PASSENGER CAR DEALERS, FRANCHISED | 62 | 60 | 95 406 | 95 288 | 9 149 | 177 174 | 1 705 | 34 |
| | (DOMESTIC CAR DEALERS | 52 | 52 | 86 994 | 86 994 | 8 313 | 158 602 | 1 559 | 26 |
| | (IMPORTED CAR DEALERS | 8 | 6 | (D) | (D) | (D) | (D) | (D) | (D) |
| | (DOMESTIC AND IMPORTED CAR DEALERS* | 2 | 2 | (D) | (D) | (D) | (D) | (D) | (D) |
| 552 | (PASSENGER CAR DEALERS, NONFRANCHISED | 54 | 30 | 6 610 | 6 046 | 443 | 9 678 | 95 | 51 |
| 553 | (TIRE, BATTERY, ACCESSORY DEALERS | 52 | 36 | 8 355 | 7 893 | 1 354 | 27 150 | 288 | 33 |
| | (HOME AND AUTO SUPPLY STORES | 5 | 5 | 576 | 576 | 47 | 933 | 16 | 4 |
| 559 | (MISCELLANEOUS AIRCRAFT, MARINE, AUTOMOTIVE DEALERS | 36 | 16 | 5 173 | 4 739 | 494 | 8 716 | 99 | 31 |
| | (AIRCRAFT, BOAT, MOTORCYCLE DEALERS | 21 | 9 | 1 020 | (D) | (D) | (D) | (D) | (D) |
| | (HOUSEHOLD TRAILER DEALERS | 11 | 5 | 2 285 | 2 069 | 215 | 4 218 | 44 | 6 |
| | (OTHER AUTOMOTIVE DEALERS | 4 | 2 | 1 868 | (D) | (D) | (D) | (D) | (D) |
| | GASOLINE SERVICE STATIONS | | | | | | | | |
| 55PT(554) | TOTAL | 481 | 403 | 48 843 | 46 397 | 4 671 | 99 185 | 1 531 | 480 |
| | APPAREL, ACCESSORY STORES | | | | | | | | |
| 56 | TOTAL | 195 | 169 | 38 140 | 37 702 | 5 421 | 100 572 | 1 759 | 124 |
| 561,567 | (MEN'S, BOYS' APPAREL STORES, CUSTOM TAILORS | 38 | 34 | 4 888 | 4 840 | 747 | 13 863 | 188 | 35 |
| 561 | (MEN'S, BOYS' CLOTHING AND FURNISHINGS STORES | 35 | 33 | 4 755 | (D) | (D) | (D) | (D) | (D) |
| 567 | (CUSTOM TAILORS | 3 | 1 | 133 | (D) | (D) | (D) | (D) | (D) |
| 562-3,568 | (WOMEN'S CLOTHING, SPECIALTY STORES | 61 | 51 | 14 608 | 14 500 | 1 901 | 35 359 | 749 | 40 |
| 562 | (WOMEN'S READY-TO-WEAR STORES | 43 | 39 | 13 696 | 13 630 | 1 729 | 31 692 | 700 | 33 |
| 563,568 | (WOMEN'S ACCESSORY, SPECIALTY STORES, FURRIERS | 18 | 12 | 912 | 870 | 172 | 3 667 | 49 | 7 |
| 563 | (MILLINERY STORES | 7 | 5 | 242 | (D) | (D) | (D) | (D) | (D) |
| | (CORSET, LINGERIE STORES | - | - | - | - | - | - | - | - |
| | (HOSIERY STORES | - | - | - | - | - | - | - | - |
| | (APPAREL, ACCESSORY, OTHER SPECIALTY STORES | 4 | 2 | 152 | (D) | (D) | (D) | (D) | (D) |
| 568 | (FURRIERS, FUR SHOPS | 7 | 5 | 518 | 506 | 113 | 2 478 | 27 | 3 |
| 565 | (FAMILY CLOTHING STORES | 23 | 21 | 11 108 | 11 066 | 1 701 | 32 097 | 521 | 12 |
| 566 | (SHOE STORES | 61 | 55 | 6 408 | 6 192 | 936 | 17 626 | 246 | 26 |
| | (MEN'S SHOE STORES | 10 | 10 | (D) | (D) | (D) | (D) | (D) | (D) |
| | (WOMEN'S SHOE STORES | 9 | 9 | 1 837 | 1 837 | 288 | 4 830 | 79 | - |
| | (CHILDREN'S, JUVENILES' SHOE STORES | 1 | 1 | (D) | (D) | (D) | (D) | (D) | (D) |
| | (FAMILY SHOE STORES | 41 | 35 | 3 832 | 3 616 | 542 | 10 943 | 141 | 22 |
| 564 | (CHILDREN'S, INFANTS' WEAR STORES | 8 | 6 | 1 076 | (D) | (D) | (D) | (D) | (D) |
| 569 | (MISCELLANEOUS APPAREL, ACCESSORY STORES | 4 | 2 | 52 | (D) | (D) | (D) | (D) | (D) |

Standard Notes: - Represents zero. (D) Withheld to avoid disclosure. (NA) Not available. (X) Not applicable.
*Nonstore retailers, part of SIC major group 53, are shown separately in this table.

TABLE 4. Standard Metropolitan Statistical Areas: 1963-Continued

| SIC code | Standard metropolitan statistical area and kind of business | Establishments | | Sales | | Payroll, entire year (\$1,000) | Payroll, workweek ended nearest Nov. 15 (dollars) | Paid employees, workweek ended nearest Nov. 15 (number) | Active proprietors of unincorporated businesses (number) |
|---|---|----------------|--------------|---------------------------|-----------------------------|--------------------------------|---|---|--|
| | | Total | With payroll | Total, all establishments | Establishments with payroll | | | | |
| | | (number) | (number) | (\$1,000) | (\$1,000) | | | | |
| OMAHA, NEBR.-IOWA, SMSA-Continued | | | | | | | | | |
| FURNITURE, HOME FURNISHINGS, EQUIPMENT STORES | | | | | | | | | |
| 57 | TOTAL | 175 | 113 | 37 451 | 36 547 | 4 909 | 92 720 | 970 | 164 |
| 571 | FURNITURE, HOME FURNISHINGS STORES | 100 | 58 | 25 890 | 25 442 | 3 209 | 59 811 | 620 | 94 |
| 5712 | FURNITURE STORES | 60 | 34 | 17 466 | 17 144 | 1 953 | 33 722 | 386 | 55 |
| 5713 | FLOOR COVERING STORES | 16 | 14 | 7 917 | 7 859 | 1 191 | 24 825 | 209 | 11 |
| 5714 | DRAPERY, CURTAIN, UPHOLSTERY STORES | 8 | 6 | 243 | 231 | 43 | 863 | 17 | 8 |
| 5715 | CHINA, GLASSWARE, METALWARE STORES | 12 | 2 | 128 | (0) | (0) | (D) | (0) | (0) |
| 5719 | MISCELLANEOUS HOME FURNISHINGS STORES | 4 | 2 | 136 | (0) | (0) | (0) | (0) | (0) |
| 572 | HOUSEHOLD APPLIANCE STORES | 44 | 32 | 7 570 | 7 238 | 1 019 | 18 941 | 190 | 42 |
| 5732 | RADIO, TELEVISION STORES | 14 | 10 | 1 035 | 1 005 | 143 | 2 846 | 37 | 15 |
| 5733 | MUSIC STORES | 17 | 13 | 2 956 | 2 862 | 538 | 11 122 | 123 | 13 |
| | RECORD SHOPS | 2 | 2 | (0) | (0) | (D) | (D) | (0) | (0) |
| | MUSICAL INSTRUMENT STORES | 15 | 11 | (0) | (0) | (0) | (0) | (0) | (0) |
| EATING, DRINKING PLACES | | | | | | | | | |
| 58 | TOTAL | 848 | 714 | 57 173 | 54 783 | 12 160 | 253 585 | 5 455 | 778 |
| 5812 | EATING PLACES | 456 | 394 | 36 016 | 35 430 | 9 193 | 192 714 | 4 370 | 418 |
| | RESTAURANTS, LUNCHROOMS | 332 | 284 | 27 608 | 27 168 | 7 290 | 148 698 | 3 287 | 311 |
| | CAFETERIAS | 11 | 11 | 1 119 | 1 119 | 324 | 7 932 | 167 | 7 |
| | REFRESHMENT PLACES | 100 | 86 | 5 903 | 5 757 | 1 187 | 26 979 | 712 | 90 |
| | CATERERS | 13 | 13 | 1 386 | 1 386 | 392 | 9 105 | 204 | 10 |
| 5813 | DRINKING PLACES (ALCOHOLIC BEVERAGES) | 392 | 320 | 21 157 | 19 353 | 2 967 | 60 871 | 1 085 | 360 |
| DRUG STORES, PROPRIETARY STORES | | | | | | | | | |
| 59PT(591) | TOTAL | 146 | 142 | 24 755 | 24 723 | 3 518 | 70 030 | 1 222 | 128 |
| 591 | DRUG STORES | 139 | 137 | 24 382 | 24 360 | 3 460 | 69 006 | 1 198 | 118 |
| | PROPRIETARY STORES | 7 | 5 | 373 | 363 | 58 | 1 024 | 24 | 10 |
| OTHER RETAIL STORES | | | | | | | | | |
| 59 EX.591 | TOTAL | 479 | 357 | 48 986 | 46 304 | 5 844 | 116 975 | 1 700 | 376 |
| 592 | LIQUOR STORES | 93 | 81 | 8 789 | 8 285 | 756 | 14 715 | 274 | 73 |
| 593 | ANTIQUARIAN STORES, SECONOHAND STORES | 52 | 38 | 4 463 | 4 343 | 728 | 15 818 | 292 | 36 |
| 5932 | ANTIQUARIAN STORES | 9 | 1 | 351 | (0) | (0) | (D) | (0) | (D) |
| 5933 | SECONOHAND STORES | 43 | 37 | 4 112 | (0) | (0) | (0) | (0) | (D) |
| 594 | BOOK, STATIONERY STORES | 9 | 9 | 811 | 811 | 102 | 2 066 | 38 | 5 |
| 5942 | BOOK STORES | 3 | 3 | 365 | 365 | 43 | 960 | 15 | 3 |
| 5943 | STATIONERY STORES | 6 | 6 | 446 | 446 | 59 | 1 106 | 23 | 2 |
| 595 | SPORTING GOODS STORES, BICYCLE SHOPS | 16 | 12 | 677 | 647 | 62 | 1 097 | 18 | 17 |
| 5952 | SPORTING GOODS STORES | 9 | 7 | 487 | 473 | 45 | 811 | 11 | 10 |
| 5953 | BICYCLE SHOPS | 7 | 5 | 190 | 174 | 17 | 286 | 7 | 7 |
| 5962 | HAY, GRAIN, FEED STORES | 36 | 22 | 7 379 | 6 689 | 388 | 9 294 | 103 | 26 |
| 5969 | OTHER FARM SUPPLY STORES | 18 | 16 | 4 010 | 4 000 | 340 | 6 832 | 82 | 9 |
| | GARDEN SUPPLY STORES | 3 | 3 | (0) | (0) | (0) | (D) | (0) | (D) |
| 597 | JEWELRY STORES | 38 | 32 | 5 472 | 5 280 | 760 | 15 114 | 242 | 32 |
| 598 | FUEL, ICE DEALERS | 29 | 17 | 6 280 | 6 166 | 830 | 17 299 | 182 | 20 |
| 5982 | COAL AND WOOD DEALERS | 6 | 4 | 423 | 417 | 38 | 859 | 16 | 6 |
| | ICE DEALERS | 8 | - | 68 | - | - | - | - | 8 |
| 5983 | FUEL OIL DEALERS | 7 | 7 | 4 590 | 4 590 | 504 | 9 485 | 102 | 4 |
| 5984 | BOTTLED GAS DEALERS | 8 | 6 | 1 199 | 1 159 | 288 | 6 955 | 64 | 2 |
| 5992 | FLORISTS | 36 | 32 | 2 003 | 1 975 | 409 | 7 651 | 114 | 38 |
| 5993 | CIGAR STORES, STANOS | 15 | 13 | 541 | 507 | 74 | 1 417 | 37 | 7 |
| 5994 | NEWS DEALERS, NEWSSTANOS | 8 | 4 | 695 | 395 | 60 | 1 065 | 19 | 11 |
| 5996 | CAMERA, PHOTOGRAPHIC SUPPLY STORES | 10 | 8 | 1 072 | 1 012 | 97 | 1 830 | 29 | 4 |
| 5997 | GIFT, NOVELTY, SOUVENIR SHOPS | 10 | 8 | 353 | 335 | 43 | 794 | 18 | 7 |
| 5998 | OPTICAL GOODS STORES | 28 | 26 | 1 892 | 1 884 | 463 | 8 610 | 85 | 19 |
| 5999 | TYPEWRITER STORES | 4 | 4 | (0) | (0) | (D) | (0) | (0) | (D) |
| | LUGGAGE, LEATHER GOODS STORES | 3 | 1 | 234 | (0) | (0) | (D) | (0) | (0) |
| | HOBBY, TOY, GAME SHOPS | 16 | 6 | 372 | 328 | 40 | 840 | 15 | 15 |
| | RELIGIOUS GOODS STORES | 4 | 2 | 418 | (D) | (D) | (D) | (D) | (D) |
| | PET SHOPS | 9 | 3 | 227 | 147 | 13 | 229 | 5 | 10 |
| | OTHER | 42 | 20 | 1 466 | 1 122 | 224 | 4 632 | 56 | 37 |
| NONSTORE RETAILERS* | | | | | | | | | |
| 53 PART* | TOTAL | 214 | 46 | 15 884 | 13 994 | 2 293 | 44 344 | 536 | 193 |
| 532 | MAIL-ORDER HOUSES | 4 | 4 | 2 745 | 2 745 | 144 | 3 604 | 59 | - |
| 534 | MERCHANDISE VENDING MACHINE OPERATORS | 33 | 15 | 4 357 | 4 007 | 650 | 13 284 | 144 | 27 |
| 535 | DIRECT SELLING (HOUSE-TO-HOUSE) ORGANIZATIONS | 177 | 27 | 8 782 | 7 242 | 1 499 | 27 456 | 333 | 166 |

Standard Notes: - Represents zero. (D) Withheld to avoid disclosure. (NA) Not available. (X) Not applicable.
 *Nonstore retailers, part of SIC major group 53, are shown separately in this table.

TABLE 4. Standard Metropolitan Statistical Areas: 1963-Continued

| SIC code | Standard metropolitan statistical area and kind of business | Establishments | | Sales | | Payroll, entire year (\$1,000) | Payroll, workweek ended nearest Nov. 15 (dollars) | Paid employees, workweek ended nearest Nov. 15 (number) | Active proprietors of unincorporated businesses (number) |
|-------------------------------------|--|---|-----------------------|-------------------------------------|---------------------------------------|--------------------------------|---|---|--|
| | | Total (number) | With payroll (number) | Total, all establishments (\$1,000) | Establishments with payroll (\$1,000) | | | | |
| SIOUX CITY, IOWA-NEBR., SMSA | | Consists of Woodbury County, Iowa, and Dakota County, Nebr. | | | | | | | |
| | RETAIL TRADE, TOTAL | 1 149 | 923 | 181 709 | 176 843 | 20 559 | 414 744 | 6 927 | 1 073 |
| | LUMBER, BUILDING MATERIALS, HARDWARE, FARM EQUIPMENT DEALERS | | | | | | | | |
| | TOTAL | 83 | 75 | 15 368 | 15 212 | 1 686 | 31 599 | 390 | 63 |
| 52 | LUMBER YARDS | 18 | 16 | 6 110 | 6 086 | 708 | 11 856 | 136 | 7 |
| | BUILDING MATERIALS DEALERS | 5 | 5 | 956 | 956 | 100 | 2 103 | 25 | 3 |
| 522 | HEATING, PLUMBING EQUIPMENT DEALERS | 4 | 4 | 331 | 331 | 106 | 2 044 | 16 | 3 |
| 523 | PAINT, GLASS, WALLPAPER STORES | 6 | 6 | 1 033 | 1 033 | 118 | 2 520 | 33 | 4 |
| 524 | ELECTRICAL SUPPLY STORES | - | - | - | - | - | - | - | - |
| 5251 | HARDWARE STORES | 24 | 22 | 1 880 | 1 808 | 163 | 3 387 | 60 | 29 |
| 5252 | FARM EQUIPMENT DEALERS | 26 | 22 | 5 058 | 4 998 | 491 | 9 689 | 120 | 17 |
| | GENERAL MERCHANDISE GROUP STORES* | | | | | | | | |
| | TOTAL | 34 | 30 | 31 934 | 31 736 | 3 973 | 85 516 | 1 490 | 25 |
| 53 PART* | DEPARTMENT STORES | 6 | 6 | 26 957 | 26 957 | 3 245 | 71 816 | 1 177 | - |
| 533 | LIMITED PRICE VARIETY STORES | 17 | 15 | 3 605 | 3 587 | 603 | 11 392 | 262 | 12 |
| 539 | GENERAL MERCHANDISE STORES | 9 | 7 | (D) | (D) | (D) | (D) | (D) | (D) |
| | DRY GOODS STORES | 1 | 1 | (D) | (D) | (D) | (D) | (D) | (D) |
| | SEWING, NEEDLEWORK STORES | 1 | 1 | (D) | (D) | (D) | (D) | (D) | (D) |
| | FOOD STORES | | | | | | | | |
| | TOTAL | 169 | 129 | 41 691 | 40 199 | 2 966 | 58 766 | 1 011 | 154 |
| 541 | GROCERY STORES, INCLUDING DELICATESSENS | 135 | 103 | 39 257 | 38 025 | 2 632 | 51 943 | 893 | 132 |
| 542 | MEAT MARKETS | 3 | 1 | 217 | (D) | (D) | (D) | (D) | (D) |
| | FISH (SEAFOOD) MARKETS | 2 | - | 14 | - | - | - | - | 2 |
| 543 | FRUIT STORES, VEGETABLE MARKETS | 9 | 5 | 917 | 711 | 74 | 1 233 | 15 | 10 |
| 544 | CANDY, NUT, CONFECTIONERY STORES | 2 | 2 | (D) | (D) | (D) | (D) | (D) | (D) |
| 545 | DAIRY PRODUCTS STORES | 8 | 8 | 368 | 368 | 39 | 713 | 17 | 1 |
| 546 | RETAIL BAKERIES | 8 | 8 | 454 | 454 | 156 | 3 567 | 63 | 6 |
| 5462 | RETAIL BAKERIES, MANUFACTURING | 8 | 8 | 454 | 454 | 156 | 3 567 | 63 | 6 |
| 5463 | RETAIL BAKERIES, NONMANUFACTURING | - | - | - | - | - | - | - | - |
| 549 | EGG AND POULTRY DEALERS | 2 | 2 | (D) | (D) | (D) | (D) | (D) | (D) |
| | OTHER | - | - | - | - | - | - | - | - |
| | AUTOMOTIVE DEALERS | | | | | | | | |
| | TOTAL | 67 | 51 | 28 621 | 28 151 | 2 807 | 54 870 | 636 | 60 |
| 55 EX-554 | PASSENGER CAR DEALERS, FRANCHISED | 21 | 21 | 22 200 | 22 200 | 2 107 | 44 259 | 497 | 15 |
| 551 | DOMESTIC CAR DEALERS | 18 | 18 | 17 486 | 17 486 | 1 697 | 35 585 | 404 | 14 |
| | IMPORTED CAR DEALERS | 1 | 1 | (D) | (D) | (D) | (D) | (D) | (D) |
| | DOMESTIC AND IMPORTED CAR DEALERS | 2 | 2 | (D) | (D) | (D) | (D) | (D) | (D) |
| 552 | PASSENGER CAR DEALERS, NONFRANCHISED | 21 | 9 | 1 515 | 1 171 | 80 | 1 541 | 20 | 20 |
| 553 | TIRE, BATTERY, ACCESSORY DEALERS | 11 | 11 | 2 777 | 2 777 | 409 | 6 300 | 78 | 9 |
| | HOME AND AUTO SUPPLY STORES | 2 | 2 | (D) | (D) | (D) | (D) | (D) | (D) |
| 559 | MISCELLANEOUS AIRCRAFT, MARINE, AUTOMOTIVE DEALERS | 12 | 8 | (D) | (D) | (D) | (D) | (D) | (D) |
| | AIRCRAFT, BOAT, MOTORCYCLE DEALERS | 5 | 3 | (D) | (D) | (D) | (D) | (D) | (D) |
| | HOUSEHOLD TRAILER DEALERS | 7 | 5 | 477 | 377 | 21 | 392 | 7 | 11 |
| | OTHER AUTOMOTIVE DEALERS | - | - | - | - | - | - | - | - |
| | GASLINE SERVICE STATIONS | | | | | | | | |
| 55PT(554) | TOTAL | 162 | 134 | 12 351 | 11 557 | 1 015 | 22 423 | 365 | 165 |
| | APPAREL, ACCESSORY STORES | | | | | | | | |
| | TOTAL | 64 | 56 | 9 296 | 9 120 | 1 393 | 25 399 | 440 | 46 |
| 561,567 | MEN'S, BOYS' APPAREL STORES, CUSTOM TAILORS | 18 | 18 | 3 023 | 3 023 | 521 | 8 953 | 120 | 19 |
| 561 | MEN'S, BOYS' CLOTHING AND FURNISHINGS STORES | 17 | 17 | (D) | (D) | (D) | (D) | (D) | (D) |
| 567 | CUSTOM TAILORS | 1 | 1 | (D) | (D) | (D) | (D) | (D) | (D) |
| 562-3,568 | WOMEN'S CLOTHING, SPECIALTY STORES | 19 | 17 | 3 432 | 3 416 | 530 | 9 369 | 188 | 10 |
| 562 | WOMEN'S READY-TO-WEAR STORES | 9 | 9 | 2 964 | 2 964 | 468 | 8 325 | 166 | 5 |
| 563,568 | WOMEN'S ACCESSORY, SPECIALTY STORES, FURRIERS | 10 | 8 | 468 | 452 | 62 | 1 044 | 22 | 5 |
| 563 | MILLINERY STORES | 7 | 5 | (D) | (D) | (D) | (D) | (D) | (D) |
| | CORSET, LINGERIE STORES | - | - | - | - | - | - | - | - |
| | HOSIERY STORES | - | - | - | - | - | - | - | - |
| | APPAREL, ACCESSORY, OTHER SPECIALTY STORES | 3 | 3 | (D) | (D) | (D) | (D) | (D) | (D) |
| 568 | FURRIERS, FUR SHOPS | - | - | (D) | (D) | (D) | - | - | - |
| 565 | FAMILY CLOTHING STORES | 8 | 4 | (D) | (D) | (D) | (D) | (D) | (D) |
| 566 | SHOE STORES | 18 | 16 | 1 699 | 1 643 | 214 | 4 331 | 72 | 9 |
| | MEN'S SHOE STORES | 2 | 2 | (D) | (D) | (D) | (D) | (D) | (D) |
| | WOMEN'S SHOE STORES | 4 | 4 | 582 | 582 | 79 | 1 664 | 25 | - |
| | CHILDREN'S, JUVENILES' SHOE STORES | 1 | 1 | (D) | (D) | (D) | (D) | (D) | (D) |
| | FAMILY SHOE STORES | 11 | 9 | 1 011 | 955 | 118 | 2 331 | 42 | 7 |
| 564 | CHILDREN'S, INFANTS' WEAR STORES | 1 | 1 | (D) | (D) | (D) | (D) | (D) | (D) |
| 569 | MISCELLANEOUS APPAREL, ACCESSORY STORES | - | - | - | - | - | - | - | - |

Standard Notes: - Represents zero. (D) Withheld to avoid disclosure. (NA) Not available. (X) Not applicable.
 *Nonstore retailers, part of SIC major group 53, are shown separately in this table.

TABLE 4. Standard Metropolitan Statistical Areas: 1963-Continued

| SIC code | Standard metropolitan statistical area and kind of business | Establishments | | Sales | | Payroll, entire year (\$1,000) | Payroll, workweek ended nearest Nov. 15 (dollars) | Paid employees, workweek ended nearest Nov. 15 (number) | Active proprietors of unincorporated businesses (number) |
|---|---|----------------|-----------------------|-------------------------------------|---------------------------------------|--------------------------------|---|---|--|
| | | Total (number) | With payroll (number) | Total, all establishments (\$1,000) | Establishments with payroll (\$1,000) | | | | |
| SIOUX CITY, IOWA-NEBR., SMSA-Continued | | | | | | | | | |
| FURNITURE, HOME FURNISHINGS, EQUIPMENT STORES | | | | | | | | | |
| | TOTAL | 58 | 44 | 7 337 | 7 141 | 1 073 | 19 726 | 241 | 52 |
| 57 | FURNITURE, HOME FURNISHINGS STORES | 27 | 21 | 3 957 | 3 885 | 614 | 10 590 | 127 | 26 |
| 5712 | FURNITURE STORES | 16 | 10 | 2 858 | 2 786 | 389 | 6 276 | 75 | 17 |
| 5713 | FLOOR COVERING STORES | 7 | 7 | 803 | 803 | 167 | 3 092 | 31 | 6 |
| 5714 | DRAPERY, CURTAIN, UPHOLSTERY STORES | 3 | 3 | (D) | (D) | (D) | (D) | (D) | (D) |
| 5715 | CHINA, GLASSWARE, METALWARE STORES | 1 | 1 | (D) | (D) | (D) | (D) | (D) | (D) |
| 5719 | MISCELLANEOUS HOME FURNISHINGS STORES | - | - | - | - | - | - | - | - |
| 572 | HOUSEHOLD APPLIANCE STORES | 18 | 14 | 1 420 | 1 420 | 207 | 4 264 | 48 | 14 |
| 5732 | RADIO, TELEVISION STORES | 6 | 4 | (D) | (D) | (D) | (D) | (D) | (D) |
| 5733 | MUSIC STORES | 7 | 5 | (D) | (D) | (D) | (D) | (D) | (D) |
| | RECORD SHOPS | 1 | 1 | (D) | (D) | (D) | (D) | (D) | (D) |
| | MUSICAL INSTRUMENT STORES | 6 | 4 | 574 | 562 | 69 | 1 318 | 26 | 6 |
| EATING, DRINKING PLACES | | | | | | | | | |
| | TOTAL | 287 | 241 | 13 868 | 13 306 | 2 982 | 62 084 | 1 436 | 303 |
| 58 | EATING PLACES | 189 | 159 | 10 850 | 10 520 | 2 587 | 51 878 | 1 236 | 202 |
| 5812 | RESTAURANTS, LUNCHROOMS | 138 | 118 | 8 351 | 8 121 | 2 066 | 41 285 | 976 | 149 |
| | CAFETERIAS | 3 | 3 | (D) | (D) | (D) | (D) | (D) | (D) |
| | REFRESHMENT PLACES | 44 | 34 | 1 549 | 1 449 | 256 | 5 124 | 141 | 47 |
| | CATERERS | 4 | 4 | (D) | (D) | (D) | (D) | (D) | (D) |
| 5813 | DRINKING PLACES (ALCOHOLIC BEVERAGES) | 98 | 82 | 3 018 | 2 786 | 395 | 10 206 | 200 | 101 |
| DRUG STORES, PROPRIETARY STORES | | | | | | | | | |
| | TOTAL | 39 | 37 | 5 683 | 5 665 | 905 | 17 347 | 391 | 32 |
| 59PT(591) | DRUG STORES | 34 | 34 | 5 529 | 5 529 | 896 | 17 213 | 387 | 26 |
| 591 | PROPRIETARY STORES | 5 | 3 | 154 | 136 | 9 | 134 | 4 | 6 |
| OTHER RETAIL STORES | | | | | | | | | |
| | TOTAL | 151 | 115 | 14 338 | 13 876 | 1 593 | 33 302 | 472 | 135 |
| 59 EX.591 | LIQUOR STORES | 18 | 18 | 3 153 | 3 153 | 185 | 3 817 | 64 | 14 |
| 592 | ANTIQUARIAN, SECONDHAND STORES | 17 | 13 | 554 | 492 | 73 | 1 444 | 28 | 15 |
| 5932 | ANTIQUARIAN STORES | - | - | - | - | - | - | - | - |
| 5933 | SECONDHAND STORES | 17 | 13 | 554 | 492 | 73 | 1 444 | 28 | 15 |
| 594 | BOOK, STATIONERY STORES | 2 | 2 | (D) | (D) | (D) | (D) | (D) | (D) |
| 5942 | BOOK STORES | 1 | 1 | (D) | (D) | (D) | (D) | (D) | (D) |
| 5943 | STATIONERY STORES | 1 | 1 | (D) | (D) | (D) | (D) | (D) | (D) |
| 595 | SPORTING GOODS STORES, BICYCLE SHOPS | 6 | 6 | 798 | 798 | 103 | 1 882 | 26 | 5 |
| 5952 | SPORTING GOODS STORES | 5 | 5 | (D) | (D) | (D) | (D) | (D) | (D) |
| 5953 | BICYCLE SHOPS | 1 | 1 | (D) | (D) | (D) | (D) | (D) | (D) |
| 5962 | HAY, GRAIN, FEED STORES | 20 | 12 | 2 740 | 2 590 | 118 | 2 193 | 30 | 18 |
| 5969 | OTHER FARM SUPPLY STORES | 9 | 9 | 1 295 | 1 295 | 98 | 1 641 | 23 | 3 |
| | GARDEN SUPPLY STORES | 3 | 3 | (D) | (D) | (D) | (D) | (D) | (D) |
| 597 | JEWELRY STORES | 10 | 10 | 1 377 | 1 377 | 220 | 4 588 | 71 | 9 |
| 598 | FUEL, ICE DEALERS | 13 | 9 | 1 017 | 1 001 | 170 | 3 342 | 38 | 10 |
| 5982 | COAL AND WOOD DEALERS | 4 | 2 | (D) | (D) | (D) | (D) | (D) | (D) |
| | ICE DEALERS | 2 | - | 10 | - | - | - | - | 2 |
| 5983 | FUEL DEALERS | 4 | 4 | 162 | 162 | 28 | 428 | 7 | 4 |
| 5984 | BOTTLED GAS DEALERS | 3 | 3 | (D) | (D) | (D) | (D) | (D) | (D) |
| 5992 | FLORISTS | 9 | 5 | 412 | 364 | 106 | 1 825 | 32 | 9 |
| 5993 | CIGAR STORES, STANDS | - | - | - | - | - | - | - | - |
| 5994 | NEWS DEALERS, NEWSSTANDS | 6 | 2 | 151 | (D) | (D) | (D) | (D) | (D) |
| 5996 | CAMERA, PHOTOGRAPHIC SUPPLY STORES | 1 | 1 | (D) | (D) | (D) | (D) | (D) | (D) |
| 5997 | GIFT, NOVELTY, SOUVENIR SHOPS | 2 | 2 | (D) | (D) | (D) | (D) | (D) | (D) |
| 5998 | OPTICAL GOODS STORES | 7 | 7 | 755 | 755 | 141 | 2 737 | 36 | 7 |
| 5999 | TYPEWRITER STORES | 2 | 2 | (D) | (D) | (D) | (D) | (D) | (D) |
| | LUGGAGE, LEATHER GOODS STORES | 1 | 1 | (D) | (D) | (D) | (D) | (D) | (D) |
| | Hobby, Toy, Game Shops | 5 | 3 | 173 | 167 | 23 | 565 | 10 | 5 |
| | RELIGIOUS GOODS STORES | 2 | 2 | (D) | (D) | (D) | (D) | (D) | (D) |
| | PET SHOPS | 1 | 1 | (D) | (D) | (D) | (D) | (D) | (D) |
| | OTHER | 17 | 7 | 586 | 450 | 67 | 1 026 | 17 | 21 |
| NONSTORE RETAILERS* | | | | | | | | | |
| | TOTAL | 35 | 11 | 1 222 | 880 | 166 | 3 712 | 55 | 38 |
| 53 PART* | MAIL-ORDER HOUSES | - | - | - | - | - | - | - | - |
| 534 | MERCHANDISE VENDING MACHINE OPERATORS | 6 | 4 | 249 | 131 | 12 | 360 | 6 | 10 |
| 535 | DIRECT SELLING (HOUSE-TO-HOUSE) ORGANIZATIONS | 29 | 7 | 973 | 749 | 154 | 3 352 | 49 | 28 |

Standard Notes: - Represents zero. (D) Withheld to avoid disclosure. (NA) Not available. (X) Not applicable.
 *Nonstore retailers, part of SIC major group 53, are shown separately in this table.

TABLE 4. Standard Metropolitan Statistical Areas: 1963-Continued

| SIC code | Standard metropolitan statistical area and kind of business | Establishments | | Sales | | Payroll, entire year (\$1,000) | Payroll, workweek ended nearest Nov. 15 (dollars) | Paid employees, workweek ended nearest Nov. 15 (number) | Active proprietors of unincorporated businesses (number) |
|----------------------|--|---|-----------------------|-------------------------------------|---------------------------------------|--------------------------------|---|---|--|
| | | Total (number) | With payroll (number) | Total, all establishments (\$1,000) | Establishments with payroll (\$1,000) | | | | |
| <u>WATERLOO SMSA</u> | | Coextensive with Black Hawk County, Iowa. | | | | | | | |
| | RETAIL TRADE, TOTAL | 1 105 | 843 | 165 621 | 161 457 | 18 599 | 370 771 | 6 094 | 1 005 |
| | LUMBER, BUILDING MATERIALS, HARDWARE, FARM EQUIPMENT DEALERS | | | | | | | | |
| 52 | TOTAL | 75 | 61 | 10 208 | 9 962 | 1 152 | 21 995 | 258 | 66 |
| 521 | (LUMBER YARDS | 15 | 15 | 4 236 | 4 236 | 397 | 7 112 | 74 | 8 |
| | (BUILDING MATERIALS DEALERS | 8 | 8 | 762 | 762 | 90 | 1 814 | 23 | 8 |
| 522 | (HEATING, PLUMBING EQUIPMENT DEALERS | 5 | 3 | 454 | 374 | 74 | 1 486 | 19 | 5 |
| 523 | (PAINT, GLASS, WALLPAPER STORES | 11 | 7 | 567 | 499 | 77 | 1 864 | 19 | 7 |
| 524 | (ELECTRICAL SUPPLY STORES | 4 | - | 56 | - | - | - | - | 8 |
| 5251 | (HARDWARE STORES | 15 | 15 | 1 328 | 1 328 | 144 | 3 030 | 57 | 18 |
| 5252 | (FARM EQUIPMENT DEALERS | 17 | 13 | 2 805 | 2 763 | 370 | 6 689 | 66 | 12 |
| | GENERAL MERCHANDISE GROUP STORES* | | | | | | | | |
| 53 PART* | TOTAL | 41 | 41 | 21 820 | 21 820 | 3 175 | 61 153 | 1 087 | 14 |
| 531 | (DEPARTMENT STORES | 4 | 4 | 15 916 | 15 916 | 2 287 | 44 719 | 724 | - |
| 533 | (LIMITED PRICE VARIETY STORES | 30 | 30 | 5 106 | 5 106 | 811 | 14 734 | 325 | 8 |
| 539 | (GENERAL MERCHANDISE STORES | 5 | 5 | (0) | (0) | (0) | (0) | (0) | (0) |
| | (DRY GOODS STORES | 1 | 1 | (0) | (0) | (0) | (0) | (0) | (0) |
| | (SEWING, NEEDLEWORK STORES | 1 | 1 | (0) | (0) | (0) | (0) | (0) | (0) |
| | FOOD STORES | | | | | | | | |
| 54 | TOTAL | 129 | 95 | 33 950 | 33 274 | 2 496 | 54 851 | 932 | 130 |
| 541 | (GROCERY STORES, INCLUDING DELICATESSENS | 107 | 83 | 33 450 | 32 834 | 2 345 | 52 006 | 882 | 108 |
| 542 | (MEAT MARKETS | 1 | 1 | (0) | (0) | (0) | (0) | (0) | (0) |
| | (FISH (SEAFOOD) MARKETS | - | - | - | - | - | - | - | - |
| 543 | (FRUIT STORES, VEGETABLE MARKETS | 3 | 3 | 77 | 77 | 7 | 114 | 3 | 3 |
| 544 | (CANDY, NUT, CONFECTIONERY STORES | 5 | 1 | (0) | (0) | (0) | (0) | (0) | (0) |
| 545 | (DAIRY PRODUCTS STORES | 4 | - | 30 | - | - | - | - | 4 |
| 546 | (RETAIL BAKERIES | 8 | 6 | 344 | 338 | 139 | 2 580 | 44 | 6 |
| 5462 | (RETAIL BAKERIES, MANUFACTURING | 3 | 3 | 303 | (0) | (0) | (0) | (0) | (0) |
| 5463 | (RETAIL BAKERIES, NONMANUFACTURING | 5 | 3 | 41 | (0) | (0) | (0) | (0) | (0) |
| 549 | (EGG AND POULTRY DEALERS | - | - | - | - | - | - | - | - |
| | (OTHER | 1 | 1 | (0) | (0) | (0) | (0) | (0) | (0) |
| | AUTOMOTIVE DEALERS | | | | | | | | |
| 55 EX.554 | TOTAL | 77 | 61 | 34 427 | 33 983 | 3 165 | 63 869 | 710 | 57 |
| 551 | (PASSENGER CAR DEALERS, FRANCHISEO | 26 | 26 | 28 567 | 28 567 | 2 521 | 50 873 | 559 | 11 |
| | (DOMESTIC CAR DEALERS | 21 | 21 | 26 059 | 26 059 | 2 203 | 44 150 | 481 | 10 |
| | (IMPORTEO CAR DEALERS | 2 | 2 | (0) | (0) | (0) | (0) | (0) | (0) |
| | (DOMESTIC AND IMPORTEO CAR DEALERS | 3 | 3 | (0) | (0) | (0) | (0) | (0) | (0) |
| 552 | (PASSENGER CAR DEALERS, NONFRANCHISEO | 21 | 11 | 1 594 | 1 238 | 67 | 1 355 | 19 | 25 |
| 553 | (TIRE, BATTERY, ACCESSORY DEALERS | 15 | 15 | 2 705 | 2 705 | 436 | 9 155 | 89 | 5 |
| | (HOME AND AUTO SUPPLY STORES | 2 | 2 | (0) | (0) | (0) | (0) | (0) | (0) |
| 559 | (MISCELLANEOUS AIRCRAFT, MARINE, AUTOMOTIVE DEALERS | 13 | 7 | (0) | (0) | (0) | (0) | (0) | (0) |
| | (AIRCRAFT, BOAT, MOTORCYCLE DEALERS | 4 | 2 | (0) | (0) | (0) | (0) | (0) | (0) |
| | (HOUSEHOLD TRAILER DEALERS | 7 | 5 | 876 | 828 | 70 | 1 215 | 20 | 8 |
| | (OTHER AUTOMOTIVE DEALERS | 2 | - | 6 | - | - | - | - | 2 |
| | GASOLINE SERVICE STATIONS | | | | | | | | |
| 55PT(554) | TOTAL | 152 | 116 | 13 411 | 12 369 | 1 102 | 22 163 | 425 | 155 |
| | APPAREL, ACCESSORY STORES | | | | | | | | |
| 56 | TOTAL | 73 | 67 | 8 596 | 8 494 | 1 263 | 25 699 | 435 | 49 |
| 561,567 | (MEN'S, BOYS' APPAREL STORES, CUSTOM TAILORS | 23 | 19 | 2 460 | 2 394 | 293 | 6 502 | 89 | 22 |
| 561 | (MEN'S, BOYS' CLOTHING AND FURNISHINGS STORES | 19 | 19 | 2 394 | 2 394 | 293 | 6 502 | 89 | 18 |
| 567 | (CUSTOM TAILORS | 4 | - | 66 | - | - | - | - | 4 |
| 562-3,568 | (WOMEN'S CLOTHING, SPECIALTY STORES | 28 | 28 | 3 413 | 3 383 | 502 | 10 190 | 199 | 21 |
| 562 | (WOMEN'S READY-TO-WEAR STORES | 21 | 21 | 3 142 | 3 112 | 457 | 8 906 | 185 | 18 |
| 563,568 | (WOMEN'S ACCESSORY, SPECIALTY STORES, FURRIERS | 7 | 7 | 271 | 271 | 45 | 1 284 | 14 | 3 |
| 563 | (MILLINERY STORES | 6 | 6 | (0) | (0) | (0) | (0) | (0) | (0) |
| | (CORSET, LINGERIE STORES | - | - | - | - | - | - | - | - |
| | (HOSIERY STORES | - | - | - | - | - | - | - | - |
| | (APPAREL, ACCESSORY, OTHER SPECIALTY STORES | - | - | - | - | - | - | - | - |
| 568 | (FURRIERS, FUR SHOPS | 1 | 1 | (0) | (0) | (0) | (0) | (0) | (0) |
| 565 | (FAMILY CLOTHING STORES | 4 | 4 | 634 | 634 | 112 | 2 120 | 41 | 2 |
| 566 | (SHOE STORES | 15 | 13 | (0) | (0) | (0) | (0) | (0) | (0) |
| | (MEN'S SHOE STORES | - | - | - | - | - | - | - | - |
| | (WOMEN'S SHOE STORES | 1 | 1 | (0) | (0) | (0) | (0) | (0) | (0) |
| | (CHILDREN'S, JUVENILES' SHOE STORES | - | - | - | - | - | - | - | - |
| | (FAMILY SHOE STORES | 14 | 12 | 1 812 | 1 806 | 325 | 6 445 | 95 | 3 |
| 564 | (CHILDREN'S, INFANTS' WEAR STORES | 3 | 3 | (0) | (0) | (0) | (0) | (0) | (0) |
| 569 | (MISCELLANEOUS APPAREL, ACCESSORY STORES | - | - | - | - | - | - | - | - |

Standard Notes: - Represents zero. (D) Withheld to avoid disclosure. (NA) Not available. (X) Not applicable.
 *Nonstore retailers, part of SIC major group 53, are shown separately in this table.

TABLE 4. Standard Metropolitan Statistical Areas: 1963—Continued

| SIC code | Standard metropolitan statistical area and kind of business | Establishments | | Sales | | Payroll, entire year (\$1,000) | Payroll, workweek ended nearest Nov. 15 (dollars) | Paid employees, workweek ended nearest Nov. 15 (number) | Active proprietors of unincorporated businesses (number) |
|--|---|----------------|-----------------------|-------------------------------------|---------------------------------------|--------------------------------|---|---|--|
| | | Total (number) | With payroll (number) | Total, all establishments (\$1,000) | Establishments with payroll (\$1,000) | | | | |
| WATERLOO SMSA—Continued | | | | | | | | | |
| FURNITURE, HOME FURNISHINGS, EQUIPMENT STORES | | | | | | | | | |
| 57 | TOTAL | 56 | 48 | 8 363 | 8 201 | 1 568 | 27 150 | 347 | 41 |
| 571 | FURNITURE, HOME FURNISHINGS STORES | 32 | 24 | 5 936 | 5 774 | 1 233 | 20 390 | 247 | 27 |
| 5712 | FURNITURE STORES | 23 | 17 | 4 898 | 4 750 | 966 | 15 893 | 212 | 21 |
| 5713 | FLOOR COVERING STORES | 6 | 6 | (D) | (D) | (D) | (D) | (D) | (D) |
| 5714 | DRAPERY, CURTAIN, UPHOLSTERY STORES | 1 | 1 | (D) | (D) | (D) | (D) | (D) | (D) |
| 5715 | CHINA, GLASSWARE, METALWARE STORES | 2 | - | 14 | - | - | - | - | 2 |
| 5719 | MISCELLANEOUS HOME FURNISHINGS STORES | - | - | - | - | - | - | - | - |
| 572 | HOUSEHOLD APPLIANCE STORES | 12 | 12 | 1 231 | 1 231 | 145 | 3 298 | 51 | 8 |
| 5732 | RADIO, TELEVISION STORES | 6 | 6 | (D) | (D) | (D) | (D) | (D) | (D) |
| 5733 | MUSIC STORES | 6 | 6 | (D) | (D) | (D) | (D) | (D) | (D) |
| | RECORD SHOPS | - | - | - | - | - | - | - | - |
| | MUSICAL INSTRUMENT STORES | 6 | 6 | (D) | (D) | (D) | (D) | (D) | (D) |
| EATING, DRINKING PLACES | | | | | | | | | |
| 58 | TOTAL | 201 | 183 | 9 726 | 9 514 | 1 959 | 41 671 | 1 074 | 239 |
| 5812 | EATING PLACES | 144 | 132 | 7 435 | 7 319 | 1 711 | 35 697 | 928 | 175 |
| | RESTAURANTS, LUNCHROOMS | 99 | 91 | 5 506 | 5 460 | 1 267 | 26 227 | 676 | 121 |
| | CAFETERIAS | 5 | 5 | (D) | (D) | (D) | (D) | (D) | (D) |
| | REFRESHMENT PLACES | 36 | 34 | 1 160 | 1 098 | 209 | 4 802 | 140 | 46 |
| | CATERERS | 4 | 2 | (D) | (D) | (D) | (D) | (D) | (D) |
| 5813 | DRINKING PLACES (ALCOHOLIC BEVERAGES) | 57 | 51 | 2 291 | 2 195 | 248 | 5 974 | 146 | 64 |
| DRUG STORES, PROPRIETARY STORES | | | | | | | | | |
| 59PT(591) | TOTAL | 37 | 35 | 6 432 | 6 408 | 842 | 17 529 | 298 | 15 |
| 591 | DRUG STORES | 36 | 34 | (D) | (D) | (D) | (D) | (D) | (D) |
| | PROPRIETARY STORES | 1 | 1 | (D) | (D) | (D) | (D) | (D) | (D) |
| OTHER RETAIL STORES | | | | | | | | | |
| 59 EX. 591 | TOTAL | 184 | 122 | 15 637 | 14 801 | 1 460 | 25 750 | 408 | 163 |
| 592 | LIQUOR STORES | 9 | 9 | 2 850 | 2 850 | 131 | 2 763 | 38 | 5 |
| 593 | ANTIQUE STORES, SECONDHAND STORES | 11 | 9 | 295 | 291 | 32 | 714 | 16 | 10 |
| 5932 | ANTIQUE STORES | 2 | - | 4 | - | - | - | - | 2 |
| 5933 | SECONDHAND STORES | 9 | 9 | 291 | 291 | 32 | 714 | 16 | 8 |
| 594 | BOOK, STATIONERY STORES | 6 | 6 | 662 | 662 | 82 | 1 442 | 30 | 3 |
| 5942 | BOOK STORES | 2 | 2 | (D) | (D) | (D) | (D) | (D) | (D) |
| 5943 | STATIONERY STORES | 4 | 4 | (D) | (D) | (D) | (D) | (D) | (D) |
| 595 | SPORTING GOODS STORES, BICYCLE SHOPS | 19 | 9 | 574 | 482 | 55 | 942 | 19 | 18 |
| 5952 | SPORTING GOODS STORES | 15 | 7 | 528 | (D) | (D) | (D) | (D) | (D) |
| 5953 | BICYCLE SHOPS | 4 | 2 | 46 | (D) | (D) | (D) | (D) | (D) |
| 5962 | HAY, GRAIN, FEED STORES | 17 | 9 | 4 085 | 3 791 | 202 | 3 918 | 50 | 12 |
| 5969 | OTHER FARM SUPPLY STORES | 8 | 6 | 1 178 | 1 138 | 93 | 1 484 | 22 | 2 |
| | GARDEN SUPPLY STORES | 4 | 4 | 222 | 222 | 32 | 568 | 10 | 2 |
| 597 | JEWELRY STORES | 25 | 17 | 1 007 | 945 | 141 | 2 442 | 45 | 21 |
| 598 | FUEL, ICE DEALERS | 14 | 12 | 2 433 | 2 413 | 389 | 5 802 | 76 | 9 |
| 5982 | CDAL AND WOOD DEALERS | 3 | 3 | 117 | 117 | 15 | 238 | 5 | 4 |
| | ICE DEALERS | - | - | - | - | - | - | - | - |
| 5983 | FUEL OIL DEALERS | 5 | 3 | 1 196 | 1 176 | 188 | 2 215 | 38 | 5 |
| 5984 | BOTTLED GAS DEALERS | 6 | 6 | 1 120 | 1 120 | 186 | 3 349 | 33 | - |
| 5992 | FLORISTS | 9 | 9 | 494 | 494 | 92 | 1 558 | 35 | 12 |
| 5993 | CIGAR STORES, STANDS | 6 | 4 | 148 | 128 | 12 | 267 | 6 | 5 |
| 5994 | NEWS DEALERS, NEWSSTANDS | 1 | 1 | (D) | (D) | (D) | (D) | (D) | (D) |
| 5996 | CAMERA, PHOTOGRAPHIC SUPPLY STORES | 5 | 5 | 431 | 431 | 57 | 1 017 | 13 | 4 |
| 5997 | GIFT, NOVELTY, SOUVENIR SHOPS | 3 | 3 | 93 | 93 | 13 | 199 | 5 | 4 |
| 5998 | OPTICAL GOODS STORES | 10 | 8 | 338 | 322 | 56 | 1 145 | 15 | 9 |
| 5999 | TYPEWRITER STORES | 1 | 1 | (D) | (D) | (D) | (D) | (D) | (D) |
| | LUGGAGE, LEATHER GOODS STORES | 1 | 1 | (D) | (D) | (D) | (D) | (D) | (D) |
| | Hobby, Toy, Game Shops | 5 | 3 | 93 | 87 | 8 | 230 | 6 | 7 |
| | RELIGIOUS GOODS STORES | 1 | 1 | (D) | (D) | (D) | (D) | (D) | (D) |
| | PET SHOPS | 2 | - | 24 | (D) | (D) | (D) | (D) | (D) |
| | OTHER | 27 | 5 | 528 | 248 | 50 | 973 | 14 | 33 |
| NONSTORE RETAILERS* | | | | | | | | | |
| 53 PART* | TOTAL | 80 | 14 | 3 051 | 2 631 | 417 | 8 941 | 120 | 76 |
| 532 | MAIL-ORDER HOUSES | 3 | 1 | 175 | (D) | (D) | (D) | (D) | (D) |
| 534 | MERCHANDISE VENDING MACHINE OPERATORS | 12 | 4 | 1 164 | 1 068 | 49 | 2 513 | 21 | 11 |
| 535 | DIRECT SELLING (HOUSE-TO-HOUSE) ORGANIZATIONS | 65 | 9 | 1 712 | (D) | (D) | (D) | (D) | (D) |

Standard Notes: - Represents zero. (D) Withheld to avoid disclosure. (NA) Not available. (X) Not applicable.
 *Nonstore retailers, part of SIC major group 53, are shown separately in this table.

TABLE 5. Counties With 500 Establishments or More: 1963

| SIC code | County and kind of business | Establishments | | Sales | | Payroll, entire year (\$1,000) | Payroll, workweek ended nearest Nov. 15 (dollars) | Paid employees, workweek ended nearest Nov. 15 (number) | Active proprietors of unincorporated businesses (number) |
|-----------|---|----------------|-----------------------|-------------------------------------|---------------------------------------|--------------------------------|---|---|--|
| | | Total (number) | With payroll (number) | Total, all establishments (\$1,000) | Establishments with payroll (\$1,000) | | | | |
| | <u>BLACK HAWK COUNTY</u> (COEXTENSIVE WITH WATERLOO SMSA; SEE TABLE 4) | | | | | | | | |
| | <u>CERRO GORDO COUNTY</u> | | | | | | | | |
| | RETAIL TRADE, TOTAL | 578 | 438 | 83 694 | 80 500 | 9 077 | 166 958 | 2 822 | 478 |
| | LUMBER, BUILDING MATERIALS, HARDWARE, FARM EQUIPMENT DEALERS | | | | | | | | |
| 52 | TOTAL | 49 | 43 | 7 520 | 7 412 | 917 | 18 287 | 216 | 30 |
| 521 | LUMBER AND OTHER BUILDING MATERIALS DEALERS | 13 | 13 | 3 267 | 3 267 | 444 | 9 088 | 97 | 1 |
| 522-524 | HEATING, PLUMBING, PAINT, ELECTRICAL STORES | 7 | 7 | 406 | 406 | 64 | 1 162 | 16 | 4 |
| 5251 | HARDWARE STORES | 15 | 13 | 1 196 | 1 124 | 181 | 3 796 | 45 | 12 |
| 5252 | FARM EQUIPMENT DEALERS | 14 | 10 | 2 651 | 2 615 | 228 | 4 241 | 58 | 13 |
| | GENERAL MERCHANDISE GROUP STORES* | | | | | | | | |
| 53 PART* | TOTAL | 17 | 17 | 9 975 | 9 975 | 1 506 | 25 809 | 489 | 7 |
| 531 | DEPARTMENT STORES | 4 | 4 | 7 985 | 7 985 | 1 225 | 20 854 | 368 | - |
| 533 | LIMITED PRICE VARIETY STORES | 6 | 6 | 1 591 | 1 591 | 243 | 4 284 | 103 | 1 |
| 539 | MISCELLANEOUS GENERAL MERCHANDISE STORES | 7 | 7 | 399 | 399 | 38 | 671 | 18 | 6 |
| | FOOD STORES | | | | | | | | |
| 54 | TOTAL | 78 | 52 | 15 661 | 14 963 | 1 044 | 18 962 | 379 | 78 |
| 541 | GROCERY STORES, INCLUDING DELICATESSENS | 66 | 46 | 15 309 | 14 689 | 990 | 17 982 | 359 | 67 |
| 542 | MEAT MARKETS, FISH (SEAFOOD) MARKETS | 4 | 2 | 99 | (D) | (D) | (D) | (D) | (D) |
| 543 | FRUIT STORES, VEGETABLE MARKETS | - | - | - | - | - | - | - | - |
| 544 | CANDY, NUT, CONFECTIONERY STORES | 5 | 3 | 145 | 115 | 16 | 341 | 8 | 4 |
| 545-549 | OTHER FOOD STORES | 3 | 1 | 108 | (D) | (D) | (D) | (D) | (D) |
| | AUTOMOTIVE DEALERS | | | | | | | | |
| 55 EX.554 | TOTAL | 31 | 27 | 15 487 | 14 849 | 1 481 | 26 512 | 305 | 14 |
| | GASOLINE SERVICE STATIONS | | | | | | | | |
| 55PT(554) | TOTAL | 75 | 59 | 5 347 | 5 095 | 413 | 8 325 | 151 | 67 |
| | APPAREL, ACCESSORY STORES | | | | | | | | |
| 56 | TOTAL | 36 | 34 | 6 166 | 6 126 | 868 | 15 939 | 295 | 23 |
| 561,567 | MEN'S, BOYS' APPAREL STORES, CUSTOM TAILORS | 8 | 8 | 1 112 | 1 112 | 148 | 2 682 | 42 | 10 |
| 562-3,568 | WOMEN'S CLOTHING, SPECIALTY STORES | 14 | 14 | (D) | (D) | (D) | (D) | (D) | (D) |
| 562 | WOMEN'S READY-TO-WEAR STORES | 12 | 12 | 1 624 | 1 624 | 228 | 4 503 | 91 | 6 |
| 563,568 | WOMEN'S ACCESSORY, SPECIALTY STORES, FURRIERS | 2 | 2 | (D) | (D) | (D) | (D) | (D) | (D) |
| 565 | FAMILY CLOTHING STORES | 4 | 2 | 2 082 | (D) | (D) | (D) | (D) | (D) |
| 566 | SHOE STORES | 9 | 9 | 965 | 965 | 143 | 2 368 | 45 | 2 |
| 564,569 | OTHER APPAREL, ACCESSORY STORES | 1 | 1 | (D) | (D) | (D) | (D) | (D) | (D) |
| | FURNITURE, HOME FURNISHINGS, EQUIPMENT STORES | | | | | | | | |
| 57 | TOTAL | 34 | 22 | 3 471 | 3 369 | 548 | 9 933 | 121 | 28 |
| 571 | FURNITURE, HOME FURNISHINGS STORES | 22 | 14 | 2 417 | 2 323 | 354 | 6 470 | 78 | 19 |
| 572,573 | HOUSEHOLD APPLIANCE, RADIO, TELEVISION, MUSIC STORES | 12 | 8 | 1 054 | 1 046 | 194 | 3 463 | 43 | 9 |
| | EATING, DRINKING PLACES | | | | | | | | |
| 58 | TOTAL | 116 | 98 | 4 690 | 4 286 | 943 | 19 369 | 513 | 122 |
| 5812 | EATING PLACES | 83 | 73 | 3 846 | 3 562 | 817 | 16 653 | 455 | 83 |
| 5813 | DRINKING PLACES (ALCOHOLIC BEVERAGES) | 33 | 25 | 844 | 724 | 126 | 2 716 | 58 | 39 |
| | DRUG STORES, PROPRIETARY STORES | | | | | | | | |
| 59PT(591) | TOTAL | 12 | 12 | 3 102 | 3 102 | 366 | 6 512 | 95 | 8 |
| 591 | DRUG STORES | 11 | 11 | (D) | (D) | (D) | (D) | (D) | (D) |
| (| PROPRIETARY STORES | 1 | 1 | (D) | (D) | (D) | (D) | (D) | (D) |
| | OTHER RETAIL STORES | | | | | | | | |
| 59 EX.591 | TOTAL | 90 | 70 | 11 273 | (D) | (D) | (D) | (D) | (D) |
| 592 | LIQUOR STORES | 5 | 5 | 1 421 | 1 421 | 62 | 1 243 | 18 | 3 |
| 593 | ANTIQUA STORES, SECONDHAND STORES | 5 | 3 | 101 | 95 | 10 | 324 | 6 | 5 |
| 594 | BOOK, STATIONERY STORES | 4 | 4 | 308 | 308 | 40 | 691 | 16 | 5 |
| 595 | SPORTING GOODS STORES, BICYCLE SHOPS | 8 | 6 | 305 | 199 | 19 | 341 | 9 | 8 |
| 596 | FARM, GARDEN SUPPLY STORES, INCLUDING FEED STORES | 24 | 22 | 6 639 | 6 627 | 415 | 7 069 | 93 | 7 |
| 597 | JEWELRY STORES | 9 | 5 | 536 | 520 | 73 | 1 305 | 22 | 7 |
| 598 | FUEL, ICE DEALERS | 7 | 5 | 762 | 736 | 135 | 2 584 | 27 | 4 |
| 599 | OTHER STORES | 28 | 20 | 1 201 | (D) | (D) | (D) | (D) | (D) |
| | NONSTORE RETAILERS* | | | | | | | | |
| 53 PART* | TOTAL | 40 | 4 | 1 002 | (D) | (D) | (D) | (D) | (D) |

Standard Notes: - Represents zero. (D) Withheld to avoid disclosure. (NA) Not available. (X) Not applicable.
*Nonstore retailers, part of SIC major group 53, are shown separately in this table.

TABLE 5. Counties With 500 Establishments or More: 1963-Continued

| SIC code | County and kind of business | Establishments | | Sales | | Payroll, entire year (\$1,000) | Payroll, workweek ended nearest Nov. 15 (dollars) | Paid employees, workweek ended nearest Nov. 15 (number) | Active proprietors of unincorporated businesses (number) |
|-----------|--|----------------|-----------------------|-------------------------------------|---------------------------------------|--------------------------------|---|---|--|
| | | Total (number) | With payroll (number) | Total; all establishments (\$1,000) | Establishments with payroll (\$1,000) | | | | |
| | <u>CLINTON COUNTY</u> | | | | | | | | |
| | RETAIL TRADE, TOTAL | 615 | 465 | 85 924 | 82 912 | 8 673 | 171 122 | 2 818 | 550 |
| | LUMBER, BUILDING MATERIALS, HARDWARE, FARM EQUIPMENT DEALERS | | | | | | | | |
| 52 | TOTAL | 44 | 42 | 6 474 | 6 440 | 762 | 14 540 | 163 | 37 |
| 521 | LUMBER AND OTHER BUILDING MATERIALS DEALERS | 17 | 17 | 3 515 | 3 515 | 453 | 9 310 | 90 | 11 |
| 522-524 | HEATING, PLUMBING, PAINT, ELECTRICAL STORES | 6 | 6 | 402 | 386 | 53 | 1 021 | 15 | 6 |
| 5251 | HARDWARE STORES | 9 | 7 | 387 | 369 | 33 | 574 | 10 | 10 |
| 5252 | FARM EQUIPMENT DEALERS | 12 | 12 | 2 170 | 2 170 | 223 | 3 635 | 48 | 10 |
| | GENERAL MERCHANDISE GROUP STORES* | | | | | | | | |
| 53 PART* | TOTAL | 21 | 17 | 8 977 | 8 843 | 1 339 | 26 545 | 492 | 18 |
| 531 | DEPARTMENT STORES | 4 | 4 | 6 360 | 6 360 | 986 | 19 901 | 345 | - |
| 533 | LIMITED PRICE VARIETY STORES | 10 | 10 | (0) | (0) | (0) | (0) | (0) | (0) |
| 539 | MISCELLANEOUS GENERAL MERCHANDISE STORES | 7 | 3 | (0) | (0) | (0) | (0) | (0) | (0) |
| | FOOD STORES | | | | | | | | |
| 54 | TOTAL | 74 | 46 | 17 956 | 17 150 | 1 082 | 25 099 | 420 | 70 |
| 541 | GROCERY STORES, INCLUDING DELICATESSENS | 57 | 37 | 17 375 | 16 729 | 1 034 | 24 084 | 396 | 52 |
| 542 | MEAT MARKETS, FISH (SEAFOOD) MARKETS | 8 | 2 | 182 | (0) | (0) | (0) | (0) | (0) |
| 543 | FRUIT STORES, VEGETABLE MARKETS | 1 | 1 | (0) | (0) | (0) | (0) | (0) | (0) |
| 544 | CANDY, NUT, CONFECTIONERY STORES | 2 | 2 | (0) | (0) | (0) | (0) | (0) | (0) |
| 545-549 | OTHER FOOD STORES | 6 | 4 | 234 | 202 | 32 | 633 | 14 | 7 |
| | AUTOMOTIVE DEALERS | | | | | | | | |
| 55 EX-554 | TOTAL | 31 | 29 | 16 113 | 15 951 | 1 628 | 29 329 | 319 | 16 |
| | GASOLINE SERVICE STATIONS | | | | | | | | |
| 55PT(554) | TOTAL | 89 | 67 | 6 428 | 5 598 | 472 | 9 197 | 175 | 85 |
| | APPAREL, ACCESSORY STORES | | | | | | | | |
| 56 | TOTAL | 31 | 25 | 3 615 | 3 497 | 431 | 8 282 | 175 | 22 |
| 561-567 | MEN'S, BOYS' APPAREL STORES, CUSTOM TAILORS | 7 | 5 | 430 | (0) | (0) | (0) | (0) | (0) |
| 562-3,568 | WOMEN'S CLOTHING, SPECIALTY STORES | 12 | 10 | 1 871 | 1 797 | 216 | 4 071 | 94 | 6 |
| 562 | WOMEN'S READY-TO-WEAR STORES | 9 | 7 | 1 491 | 1 417 | 160 | 3 035 | 73 | 6 |
| 563-568 | WOMEN'S ACCESSORY, SPECIALTY STORES, FURRIERS | 3 | 3 | 380 | 380 | 56 | 1 036 | 21 | - |
| 565 | FAMILY CLOTHING STORES | 4 | 2 | 567 | (0) | (0) | (0) | (0) | (0) |
| 566 | SHOE STORES | 8 | 8 | 747 | 747 | 90 | 1 695 | 30 | 5 |
| 564-569 | OTHER APPAREL, ACCESSORY STORES | - | - | - | - | - | - | - | - |
| | FURNITURE, HOME FURNISHINGS, EQUIPMENT STORES | | | | | | | | |
| 57 | TOTAL | 41 | 33 | 3 799 | 3 713 | 499 | 10 488 | 141 | 36 |
| 571 | FURNITURE, HOME FURNISHINGS STORES | 19 | 15 | 1 782 | 1 736 | 253 | 4 486 | 70 | 17 |
| 572-573 | HOUSEHOLD APPLIANCE, RADIO, TELEVISION, MUSIC STORES | 22 | 18 | 2 017 | 1 977 | 246 | 6 002 | 71 | 19 |
| | EATING, DRINKING PLACES | | | | | | | | |
| 58 | TOTAL | 128 | 108 | 5 083 | 4 795 | 882 | 18 185 | 469 | 134 |
| 5812 | EATING PLACES | 69 | 63 | 3 305 | 3 221 | 670 | 13 740 | 370 | 75 |
| 5813 | DRINKING PLACES (ALCOHOLIC BEVERAGES) | 59 | 45 | 1 778 | 1 574 | 212 | 4 445 | 99 | 59 |
| | DRUG STORES, PROPRIETARY STORES | | | | | | | | |
| 59PT(591) | TOTAL | 15 | 15 | 2 499 | 2 499 | 273 | 4 915 | 80 | 11 |
| 591 | DRUG STORES | 13 | 13 | (0) | (0) | (0) | (0) | (0) | (0) |
| (| PROPRIETARY STORES | 2 | 2 | (0) | (0) | (0) | (0) | (0) | (0) |
| | OTHER RETAIL STORES | | | | | | | | |
| 59 EX-591 | TOTAL | 118 | 80 | 13 197 | (0) | (0) | (0) | (0) | (0) |
| 592 | LIQUOR STORES | 8 | 8 | 1 201 | 1 201 | 81 | 1 537 | 28 | 6 |
| 593 | ANTIQUA STORES, SECONDHAND STORES | 7 | 3 | 99 | 59 | 14 | 257 | 4 | 5 |
| 594 | BOOK, STATIONERY STORES | 1 | 1 | (0) | (0) | (0) | (0) | (0) | (0) |
| 595 | SPORTING GOODS STORES, BICYCLE SHOPS | 3 | 3 | (0) | (0) | (0) | (0) | (0) | (0) |
| 596 | FARM, GARDEN SUPPLY STORES, INCLUDING FEEO STORES | 40 | 30 | 8 673 | 8 471 | 507 | 9 394 | 132 | 24 |
| 597 | JEWELRY STORES | 10 | 8 | 514 | 504 | 71 | 1 232 | 22 | 8 |
| 598 | FUEL, ICE DEALERS | 11 | 9 | 1 224 | 1 218 | 162 | 2 993 | 40 | 6 |
| 599 | OTHER STORES | 38 | 18 | 1 006 | 886 | 92 | 1 685 | 37 | 45 |
| | NONSTORE RETAILERS* | | | | | | | | |
| 53 PART* | TOTAL | 23 | 3 | 1 783 | (0) | (0) | (0) | (0) | (0) |

Standard Notes: - Represents zero. (D) Withheld to avoid disclosure. (NA) Not available. (X) Not applicable.
 *Nonstore retailers, part of SIC major group 53, are shown separately in this table.

TABLE 5. Counties With 500 Establishments or More: 1963-Continued

| SIC code | County and kind of business | Establishments | | Sales | | Payroll, entire year (\$1,000) | Payroll, workweek ended nearest Nov. 15 (dollars) | Paid employees, workweek ended nearest Nov. 15 (number) | Active proprietors of unincorporated businesses (number) |
|-----------|---|----------------|-----------------------|-------------------------------------|---------------------------------------|--------------------------------|---|---|--|
| | | Total (number) | With payroll (number) | Total, all establishments (\$1,000) | Establishments with payroll (\$1,000) | | | | |
| | <u>DUBUQUE COUNTY</u> (COEXTENSIVE WITH DUBUQUE SMSA; SEE TABLE 4) | | | | | | | | |
| | <u>LINN COUNTY</u> (COEXTENSIVE WITH CEDAR RAPIDS SMSA; SEE TABLE 4) | | | | | | | | |
| | <u>POLK COUNTY</u> (COEXTENSIVE WITH DES MOINES SMSA; SEE TABLE 4) | | | | | | | | |
| | <u>POTTAWATTAMIE COUNTY</u> | | | | | | | | |
| | RETAIL TRADE, TOTAL | 705 | 513 | 92 854 | 89 558 | 9 007 | 180 726 | 2 958 | 671 |
| | LUMBER, BUILDING MATERIALS, HARDWARE, FARM EQUIPMENT DEALERS | | | | | | | | |
| | TOTAL | 60 | 52 | 9 028 | 8 798 | 976 | 18 622 | 222 | 33 |
| 52 | LUMBER AND OTHER BUILDING MATERIALS DEALERS | 16 | 16 | 3 020 | 3 020 | 408 | 7 307 | 88 | 1 |
| 521 | HEATING, PLUMBING, PAINT, ELECTRICAL STORES | 9 | 9 | 719 | 719 | 124 | 2 702 | 30 | 4 |
| 522-524 | HARDWARE STORES | 11 | 7 | 820 | (D) | (D) | (D) | (D) | (D) |
| 5251 | FARM EQUIPMENT DEALERS | 24 | 20 | 4 469 | (D) | (D) | (D) | (D) | (D) |
| 5252 | | | | | | | | | |
| | GENERAL MERCHANDISE GROUP STORES* | | | | | | | | |
| | TOTAL | 18 | 16 | (D) | (D) | (D) | (D) | (D) | (D) |
| 53 PART* | DEPARTMENT STORES | 2 | 2 | (D) | (D) | (D) | (D) | (D) | (D) |
| 531 | LIMITED PRICE VARIETY STORES | 6 | 6 | (D) | (D) | (D) | (D) | (D) | (D) |
| 533 | MISCELLANEOUS GENERAL MERCHANDISE STORES | 10 | 8 | 2 084 | 2 064 | 206 | 4 873 | 69 | 11 |
| 539 | | | | | | | | | |
| | FOOD STORES | | | | | | | | |
| | TOTAL | 94 | 74 | 22 640 | 22 132 | 1 557 | 28 858 | 525 | 92 |
| 54 | GROCERY STORES, INCLUDING DELICATESSENS | 79 | 65 | 22 055 | 21 625 | 1 459 | 27 026 | 488 | 77 |
| 541 | MEAT MARKETS, FISH (SEAFOOD) MARKETS | 2 | 2 | (D) | (D) | (D) | (D) | (D) | (D) |
| 542 | FRUIT STORES, VEGETABLE MARKETS | 2 | - | 46 | - | - | - | - | 2 |
| 543 | CANDY, NUT, CONFECTIONERY STORES | 3 | 1 | (D) | (D) | (D) | (D) | (D) | (D) |
| 544 | OTHER FOOD STORES | 8 | 6 | 276 | 266 | 57 | 1 072 | 26 | 8 |
| 545-549 | | | | | | | | | |
| | AUTOMOTIVE DEALERS | | | | | | | | |
| | TOTAL | 47 | 35 | 18 151 | 17 943 | 1 615 | 32 894 | 376 | 40 |
| 55 EX.554 | | | | | | | | | |
| | GASOLINE SERVICE STATIONS | | | | | | | | |
| | TOTAL | 102 | 80 | 10 142 | 9 400 | 790 | 17 121 | 288 | 106 |
| 55PT(554) | | | | | | | | | |
| | APPAREL, ACCESSORY STORES | | | | | | | | |
| | TOTAL | 20 | 20 | 3 622 | 3 622 | 446 | 8 585 | 158 | 16 |
| 56 | MEN'S, BOYS' APPAREL STORES, CUSTOM TAILORS | 4 | 4 | (D) | (D) | (D) | (D) | (D) | (D) |
| 561,567 | WOMEN'S CLOTHING, SPECIALTY STORES | 5 | 5 | (D) | (D) | (D) | (D) | (D) | (D) |
| 562-3,568 | WOMEN'S READY-TO-WEAR STORES | 5 | 5 | (D) | (D) | (D) | (D) | (D) | (D) |
| 562 | WOMEN'S ACCESSORY, SPECIALTY STORES, FURRIERS | - | - | (D) | (D) | (D) | (D) | (D) | (D) |
| 563,568 | FAMILY CLOTHING STORES | 5 | 5 | 1 911 | 1 911 | 251 | 4 819 | 96 | 3 |
| 565 | SHOE STORES | 6 | 6 | (D) | (D) | (D) | (D) | (D) | (D) |
| 566 | OTHER APPAREL, ACCESSORY STORES | - | - | - | - | - | - | - | - |
| 564,569 | | | | | | | | | |
| | FURNITURE, HOME FURNISHINGS, EQUIPMENT STORES | | | | | | | | |
| | TOTAL | 32 | 22 | 2 913 | 2 869 | 341 | 6 949 | 95 | 34 |
| 57 | FURNITURE, HOME FURNISHINGS STORES | 20 | 10 | (D) | (D) | (D) | (D) | (D) | (D) |
| 571 | HOUSEHOLD APPLIANCE, RADIO, TELEVISION, MUSIC STORES | 12 | 12 | (D) | (D) | (D) | (D) | (D) | (D) |
| 572,573 | | | | | | | | | |
| | EATING, DRINKING PLACES | | | | | | | | |
| | TOTAL | 181 | 123 | 6 316 | 5 464 | 1 141 | 22 433 | 562 | 195 |
| 58 | EATING PLACES | 102 | 82 | 4 497 | 4 321 | 997 | 19 428 | 490 | 113 |
| 5812 | DRINKING PLACES (ALCOHOLIC BEVERAGES) | 79 | 41 | 1 819 | 1 143 | 144 | 3 005 | 72 | 82 |
| 5813 | | | | | | | | | |
| | DRUG STORES, PROPRIETARY STORES | | | | | | | | |
| | TOTAL | 27 | 27 | 3 220 | 3 220 | 373 | 8 850 | 138 | 31 |
| 59PT(591) | DRUG STORES | 27 | 27 | 3 220 | 3 220 | 373 | 8 850 | 138 | 31 |
| 591 | PROPRIETARY STORES | - | - | - | - | - | - | - | - |
| | OTHER RETAIL STORES | | | | | | | | |
| | TOTAL | 83 | 61 | 9 837 | 9 477 | 818 | 18 489 | 236 | 68 |
| 59 EX.591 | LIQUOR STORES | 5 | 5 | 826 | 826 | 51 | 987 | 13 | 2 |
| 592 | ANTIQUARIAN STORES, SECONHAND STORES | 8 | 6 | (D) | (D) | (D) | (D) | (D) | (D) |
| 593 | BOOK, STATIONERY STORES | 1 | 1 | (D) | (D) | (D) | (D) | (D) | (D) |
| 594 | SPORTING GOODS STORES, BICYCLE SHOPS | 3 | 3 | 72 | 72 | 5 | 71 | 3 | 4 |
| 595 | FARM, GARDEN SUPPLY STORES, INCLUDING FEEO STORES | 25 | 19 | 6 259 | 6 067 | 362 | 8 813 | 84 | 16 |
| 596 | JEWELRY STORES | 8 | 6 | (D) | (D) | (D) | (D) | (D) | (D) |
| 597 | FUEL, ICE DEALERS | 5 | 5 | 646 | 646 | 136 | 2 866 | 35 | 2 |
| 598 | OTHER STORES | 28 | 16 | 1 042 | 910 | 143 | 2 933 | 54 | 28 |
| 599 | | | | | | | | | |
| | NONSTORE RETAILERS* | | | | | | | | |
| 53 PART* | TOTAL | 41 | 3 | (D) | (D) | (D) | (D) | (D) | (D) |

Standard Notes: - Represents zero. (D) Withheld to avoid disclosure. (NA) Not available. (X) Not applicable.
*Nonstore retailers, part of SIC major group 53, are shown separately in this table.

TABLE 5. Counties With 500 Establishments or More: 1963-Continued

| SIC code | County and kind of business | Establishments | | Sales | | Payroll, entire year (\$1,000) | Payroll, workweek ended nearest Nov. 15 (dollars) | Paid employees, workweek ended nearest Nov. 15 (number) | Active proprietors of unincorporated businesses (number) |
|---------------------|--|----------------|-----------------------|-------------------------------------|---------------------------------------|--------------------------------|---|---|--|
| | | Total (number) | With payroll (number) | Total, all establishments (\$1,000) | Establishments with payroll (\$1,000) | | | | |
| SCOTT COUNTY | | | | | | | | | |
| | RETAIL TRADE, TOTAL | 1 029 | 813 | 191 068 | 186 268 | 23 296 | 467 372 | 7 369 | 867 |
| | LUMBER, BUILDING MATERIALS, HARDWARE, FARM EQUIPMENT DEALERS | | | | | | | | |
| | TOTAL | 55 | 51 | 11 392 | 11 362 | 1 443 | 27 079 | 303 | 43 |
| 521 | LUMBER AND OTHER BUILDING MATERIALS DEALERS | 22 | 18 | 6 394 | 6 364 | 859 | 16 574 | 160 | 11 |
| 522-524 | HEATING, PLUMBING, PAINT, ELECTRICAL STORES | 14 | 14 | 1 417 | 1 417 | 230 | 4 168 | 49 | 8 |
| 5251 | HARDWARE STORES | 9 | 9 | 1 221 | 1 221 | 148 | 2 507 | 51 | 9 |
| 5252 | FARM EQUIPMENT DEALERS | 10 | 10 | 2 360 | 2 360 | 206 | 3 830 | 43 | 15 |
| | GENERAL MERCHANDISE GROUP STORES* | | | | | | | | |
| | TOTAL | 28 | 26 | 35 646 | 35 636 | 5 202 | 106 412 | 1 984 | 10 |
| 53 PART* | DEPARTMENT STORES | 8 | 8 | (0) | (0) | (0) | (0) | (0) | (0) |
| 533 | LIMITED PRICE VARIETY STORES | 8 | 8 | (0) | (0) | (0) | (0) | (0) | (0) |
| 539 | MISCELLANEOUS GENERAL MERCHANDISE STORES | 12 | 10 | 4 111 | 4 101 | 559 | 10 431 | 183 | 9 |
| | FOOD STORES | | | | | | | | |
| | TOTAL | 143 | 103 | 40 210 | 38 870 | 3 087 | 64 853 | 1 093 | 131 |
| 54 | GROCERY STORES, INCLUDING DELICATESSENS | 112 | 78 | 37 909 | 36 683 | 2 620 | 56 193 | 947 | 112 |
| 541 | MEAT MARKETS, FISH (SEAFOOD) MARKETS | 5 | 5 | (0) | (0) | (0) | (0) | (0) | (0) |
| 542 | FRUIT STORES, VEGETABLE MARKETS | 2 | - | (0) | - | - | - | - | 2 |
| 543 | CANDY, NUT, CONFECTIONERY STORES | 9 | 7 | 292 | 284 | 40 | 787 | 27 | 3 |
| 544-549 | OTHER FOOD STORES | 15 | 13 | (0) | (0) | (0) | (0) | (0) | (0) |
| | AUTOMOTIVE DEALERS | | | | | | | | |
| | TOTAL | 43 | 37 | 34 357 | 34 137 | 3 486 | 65 556 | 567 | 29 |
| | GASOLINE SERVICE STATIONS | | | | | | | | |
| | TOTAL | 142 | 118 | 12 967 | 12 213 | 1 136 | 25 519 | 425 | 140 |
| | APPAREL, ACCESSORY STORES | | | | | | | | |
| | TOTAL | 61 | 55 | 8 901 | 8 833 | 1 451 | 27 457 | 499 | 28 |
| 56 | MEN'S, BOYS' APPAREL STORES, CUSTOM TAILORS | 10 | 10 | 2 295 | 2 295 | 392 | 8 028 | 132 | 6 |
| 561,567 | WOMEN'S CLOTHING, SPECIALTY STORES | 26 | 26 | 4 226 | 4 226 | 722 | 13 097 | 253 | 12 |
| 562-3,568 | WOMEN'S READY-TO-WEAR STORES | 15 | 15 | 3 302 | 3 302 | 566 | 10 137 | 197 | 7 |
| 563,568 | WOMEN'S ACCESSORY, SPECIALTY STORES, FURRIERS | 11 | 11 | 924 | 924 | 156 | 2 960 | 56 | 5 |
| 565 | FAMILY CLOTHING STORES | 6 | 4 | (0) | (0) | (0) | (0) | (0) | (0) |
| 566 | SHOE STORES | 17 | 13 | 1 503 | 1 439 | 206 | 4 032 | 74 | 5 |
| 564,569 | OTHER APPAREL, ACCESSORY STORES | 2 | 2 | (0) | (0) | (0) | (0) | (0) | (0) |
| | FURNITURE, HOME FURNISHINGS, EQUIPMENT STORES | | | | | | | | |
| | TOTAL | 69 | 59 | 11 766 | 11 612 | 1 796 | 39 105 | 434 | 52 |
| 57 | FURNITURE, HOME FURNISHINGS STORES | 43 | 33 | 5 742 | 5 588 | 929 | 20 467 | 212 | 33 |
| 571,573 | HOUSEHOLD APPLIANCE, RADIO, TELEVISION, MUSIC STORES | 26 | 26 | 6 024 | 6 024 | 867 | 18 638 | 222 | 19 |
| | EATING, DRINKING PLACES | | | | | | | | |
| | TOTAL | 247 | 213 | 14 456 | 13 864 | 2 922 | 60 246 | 1 320 | 243 |
| 58 | EATING PLACES | 133 | 123 | 10 214 | 10 118 | 2 437 | 49 294 | 1 099 | 124 |
| 5812 | DRINKING PLACES (ALCOHOLIC BEVERAGES) | 114 | 90 | 4 242 | 3 746 | 485 | 10 952 | 221 | 119 |
| | DRUG STORES, PROPRIETARY STORES | | | | | | | | |
| | TOTAL | 37 | 37 | (0) | (0) | (0) | (0) | (0) | (0) |
| 59PT(591) | DRUG STORES | 36 | 36 | 6 802 | 6 802 | 939 | 16 843 | 274 | 15 |
| 591 | PROPRIETARY STORES | 1 | 1 | (0) | (0) | (0) | (0) | (0) | (0) |
| | OTHER RETAIL STORES | | | | | | | | |
| | TOTAL | 149 | 101 | 12 072 | 11 066 | 1 415 | 27 055 | 369 | 122 |
| 59 EX.591 | LIQUOR STORES | 7 | 7 | 1 704 | 1 704 | 93 | 2 046 | 31 | 4 |
| 592 | ANTIQUARIAN STORES, SECONDHAND STORES | 20 | 8 | 676 | (0) | (0) | (0) | (0) | (0) |
| 593 | BOOK, STATIONERY STORES | 5 | 3 | 200 | 142 | 21 | 413 | 5 | 5 |
| 594 | | | | | | | | | |
| 595 | SPORTING GOODS STORES, BICYCLE SHOPS | 10 | 6 | 441 | (0) | (0) | (0) | (0) | (0) |
| 596 | FARM, GARDEN SUPPLY STORES, INCLUDING FEED STORES | 26 | 14 | 3 612 | 3 222 | 290 | 5 245 | 53 | 25 |
| 597 | JEWELRY STORES | 12 | 10 | 1 034 | 1 012 | 196 | 3 518 | 39 | 6 |
| 598 | FUEL, ICE DEALERS | 9 | 9 | 1 444 | 1 444 | 233 | 4 419 | 51 | 5 |
| 599 | OTHER STORES | 60 | 44 | 2 961 | 2 735 | 471 | 8 648 | 144 | 50 |
| | NONSTORE RETAILERS* | | | | | | | | |
| 53 PART* | TOTAL | 55 | 13 | (0) | (0) | (0) | (0) | (0) | (0) |

Standard Notes: - Represents zero. (D) Withheld to avoid disclosure. (NA) Not available. (X) Not applicable.
 *Nonstore retailers, part of SIC major group 53, are shown separately in this table.

TABLE 5. Counties With 500 Establishments or More: 1963-Continued

| SIC code | County and kind of business | Establishments | | Sales | | Payroll, entire year (\$1,000) | Payroll, workweek ended nearest Nov. 15 (dollars) | Paid employees, workweek ended nearest Nov. 15 (number) | Active proprietors of unincorporated businesses (number) |
|------------|--|----------------|-----------------------|-------------------------------------|---------------------------------------|--------------------------------|---|---|--|
| | | Total (number) | With payroll (number) | Total, all establishments (\$1,000) | Establishments with payroll (\$1,000) | | | | |
| | <u>WEBSTER COUNTY</u> | | | | | | | | |
| | RETAIL TRADE, TOTAL | 524 | 394 | 76 100 | 73 632 | 8 125 | 161 578 | 2 616 | 515 |
| | LUMBER, BUILDING MATERIALS, HARDWARE, FARM EQUIPMENT DEALERS | | | | | | | | |
| | TOTAL | 50 | 38 | 7 233 | 6 989 | 814 | 15 919 | 182 | 44 |
| 521 | LUMBER AND OTHER BUILDING MATERIALS DEALERS | 17 | 17 | 2 644 | 2 644 | 365 | 7 069 | 77 | 13 |
| 522-524 | HEATING, PLUMBING, PAINT, ELECTRICAL STORES | 9 | 7 | 883 | 843 | 146 | 2 608 | 30 | 6 |
| 5251 | HARDWARE STORES | 6 | 4 | 858 | 834 | 109 | 2 211 | 27 | 6 |
| 5252 | FARM EQUIPMENT DEALERS | 18 | 10 | 2 848 | 2 668 | 194 | 4 031 | 48 | 19 |
| | GENERAL MERCHANDISE GROUP STORES* | | | | | | | | |
| | TOTAL | 12 | 12 | 10 137 | 10 137 | 1 414 | 26 668 | 526 | 3 |
| 53 PART* | DEPARTMENT STORES | 4 | 4 | 5 651 | 5 651 | 738 | 14 265 | 252 | - |
| 533 | LIMITED PRICE VARIETY STORES | 5 | 5 | 1 416 | 1 416 | 207 | 3 756 | 86 | 1 |
| 539 | MISCELLANEOUS GENERAL MERCHANDISE STORES | 3 | 3 | 3 070 | 3 070 | 469 | 8 647 | 188 | 2 |
| | FOOD STORES | | | | | | | | |
| | TOTAL | 65 | 45 | 14 506 | 13 942 | 1 100 | 24 642 | 416 | 66 |
| 54 | GROCERY STORES, INCLUDING DELICATESSENS | 56 | 36 | 13 798 | 13 234 | 1 010 | 22 596 | 382 | 61 |
| 542 | MEAT MARKETS, FISH (SEAFOOD) MARKETS | 3 | 3 | (D) | (D) | (D) | (D) | (D) | (D) |
| 543 | FRUIT STORES, VEGETABLE MARKETS | - | - | - | - | - | - | - | - |
| 544 | CANDY, NUT, CONFECTIONERY STORES | 3 | 3 | (D) | (D) | (D) | (D) | (D) | (D) |
| 545-549 | OTHER FOOD STORES | 3 | 3 | (D) | (D) | (D) | (D) | (D) | (D) |
| | AUTOMOTIVE DEALERS | | | | | | | | |
| | TOTAL | 32 | 26 | 11 404 | 11 278 | 985 | 21 721 | 209 | 30 |
| | GASOLINE SERVICE STATIONS | | | | | | | | |
| | TOTAL | 78 | 60 | 5 765 | 5 253 | 421 | 8 888 | 154 | 81 |
| | APPAREL, ACCESSORY STORES | | | | | | | | |
| | TOTAL | 26 | 24 | 3 817 | 3 627 | 509 | 9 284 | 166 | 15 |
| 561,567 | MEN'S, BOYS' APPAREL STORES, CUSTOM TAILORS | 12 | 10 | 1 621 | 1 537 | 246 | 4 732 | 72 | 7 |
| 562-3,568 | WOMEN'S CLOTHING, SPECIALTY STORES | 7 | 7 | (D) | (D) | (D) | (D) | (D) | (D) |
| 562 | WOMEN'S READY-TO-WEAR STORES | 4 | 4 | 1 023 | 1 023 | 121 | 2 073 | 49 | 3 |
| 563,568 | WOMEN'S ACCESSORY, SPECIALTY STORES, FURRIERS | 3 | 3 | (D) | (D) | (D) | (D) | (D) | (D) |
| 565 | FAMILY CLOTHING STORES | - | - | - | - | - | - | - | - |
| 566 | SHOE STORES | 6 | 6 | 955 | 849 | 117 | 2 038 | 37 | 2 |
| 564,569 | OTHER APPAREL, ACCESSORY STORES | 1 | 1 | (D) | (D) | (D) | (D) | (D) | (D) |
| | FURNITURE, HOME FURNISHINGS, EQUIPMENT STORES | | | | | | | | |
| | TOTAL | 36 | 30 | 3 077 | 2 963 | 381 | 8 603 | 101 | 39 |
| 571 | FURNITURE, HOME FURNISHINGS STORES | 16 | 16 | 1 768 | 1 768 | 193 | 4 588 | 60 | 20 |
| 572,573 | HOUSEHOLD APPLIANCE, RADIO, TELEVISION, MUSIC STORES | 20 | 14 | 1 309 | 1 195 | 188 | 4 015 | 41 | 19 |
| | EATING, DRINKING PLACES | | | | | | | | |
| | TOTAL | 104 | 84 | 5 002 | 4 716 | 954 | 18 385 | 463 | 128 |
| 5812 | EATING PLACES | 70 | 56 | 3 900 | 3 774 | 851 | 16 238 | 407 | 89 |
| 5813 | DRINKING PLACES (ALCOHOLIC BEVERAGES) | 34 | 28 | 1 102 | 942 | 103 | 2 147 | 56 | 39 |
| | DRUG STORES, PROPRIETARY STORES | | | | | | | | |
| | TOTAL | 15 | 15 | 2 909 | 2 909 | 366 | 6 737 | 103 | 12 |
| 59 PT(591) | DRUG STORES | 14 | 14 | (D) | (D) | (D) | (D) | (D) | (D) |
| 591 | PROPRIETARY STORES | 1 | 1 | (D) | (D) | (D) | (D) | (D) | (D) |
| | OTHER RETAIL STORES | | | | | | | | |
| | TOTAL | 74 | 54 | 10 903 | 10 715 | 961 | 16 300 | 237 | 63 |
| 592 | LIQUOR STORES | 6 | 6 | 1 335 | 1 335 | 57 | 1 154 | 19 | 5 |
| 593 | ANTIQUA STORES, SECONDHAND STORES | 2 | - | 4 | - | - | - | - | (D) |
| 594 | BOOK, STATIONERY STORES | 3 | 3 | 288 | 288 | 34 | 637 | 10 | 4 |
| 595 | SPORTING GOODS STORES, BICYCLE SHOPS | 6 | 4 | 248 | 232 | 22 | 439 | 7 | 8 |
| 596 | FARM, GARDEN SUPPLY STORES, INCLUDING FEED STORES | 23 | 19 | 7 297 | 7 275 | 517 | 8 990 | 116 | 8 |
| 597 | JEWELRY STORES | 7 | 3 | 442 | 392 | 68 | 1 287 | 22 | 7 |
| 598 | FUEL, ICE DEALERS | 1 | 1 | (D) | (D) | (D) | (D) | (D) | (D) |
| 599 | OTHER STORES | 26 | 18 | (D) | (D) | (D) | (D) | (D) | (D) |
| | NONSTORE RETAILERS* | | | | | | | | |
| 53 PART* | TOTAL | 32 | 6 | 1 347 | 1 103 | 220 | 4 431 | 59 | 34 |

Standard Notes: - Represents zero. (D) Withheld to avoid disclosure. (NA) Not available. (X) Not applicable.
 *Nonstore retailers, part of SIC major group 53, are shown separately in this table.

TABLE 5. Counties With 500 Establishments or More: 1963-Continued

| SIC code | County and kind of business | Establishments | | Sales | | Payroll, entire year (\$1,000) | Payroll, workweek ended nearest Nov. 15 (dollars) | Paid employees, workweek ended nearest Nov. 15 (number) | Active proprietors of unincorporated businesses (number) |
|-----------|--|----------------|-----------------------|-------------------------------------|---------------------------------------|--------------------------------|---|---|--|
| | | Total (number) | With payroll (number) | Total, all establishments (\$1,000) | Establishments with payroll (\$1,000) | | | | |
| | <u>WOODBURY COUNTY</u> | | | | | | | | |
| | RETAIL TRADE, TOTAL | 1 004 | 806 | 165 345 | 160 825 | 18 783 | 379 341 | 6 302 | 934 |
| | LUMBER, BUILDING MATERIALS, HARDWARE, FARM EQUIPMENT DEALERS | | | | | | | | |
| | TOTAL | 72 | 66 | 13 916 | 13 784 | 1 531 | 28 596 | 351 | 56 |
| 521 | LUMBER AND OTHER BUILDING MATERIALS DEALERS | 18 | 18 | 6 363 | 6 363 | 737 | 12 413 | 143 | 8 |
| 522-524 | HEATING, PLUMBING, PAINT, ELECTRICAL STORES | 8 | 8 | (D) | (D) | (D) | (D) | (D) | (D) |
| 5251 | HARDWARE STORES | 22 | 20 | (D) | (D) | (D) | (D) | (D) | (D) |
| 5252 | FARM EQUIPMENT DEALERS | 24 | 20 | (D) | (D) | (D) | (D) | (D) | (D) |
| | GENERAL MERCHANDISE GROUP STORES* | | | | | | | | |
| | TOTAL | 31 | 27 | 31 751 | 31 553 | 3 960 | 85 217 | 1 481 | 22 |
| 53 PART* | DEPARTMENT STORES | 6 | 6 | 26 957 | 26 957 | 3 245 | 71 816 | 1 177 | - |
| 533 | LIMITED PRICE VARIETY STORES | 14 | 12 | 3 422 | 3 404 | 590 | 11 093 | 253 | 9 |
| 539 | MISCELLANEOUS GENERAL MERCHANDISE STORES | 11 | 9 | 1 372 | 1 192 | 125 | 2 308 | 51 | 13 |
| | FOOD STORES | | | | | | | | |
| | TOTAL | 150 | 112 | 37 114 | 35 664 | 2 646 | 52 733 | 895 | 133 |
| 541 | GROCERY STORES, INCLUDING DELICATESSENS | 120 | 90 | 34 971 | 33 781 | 2 343 | 46 352 | 787 | 115 |
| 542 | MEAT MARKETS, FISH (SEAFOOD) MARKETS | 5 | 1 | 231 | (D) | (D) | (D) | (D) | (D) |
| 543 | FRUIT STORES, VEGETABLE MARKETS | 8 | 4 | (D) | (D) | (D) | (D) | (D) | (D) |
| 544 | CANDY, NUT, CONFECTIONERY STORES | 2 | 2 | (D) | (D) | (D) | (D) | (D) | (D) |
| 545-549 | OTHER FOOD STORES | 15 | 15 | 941 | 941 | 199 | 4 513 | 81 | 5 |
| | AUTOMOTIVE DEALERS | | | | | | | | |
| | TOTAL | 56 | 46 | 26 896 | 26 552 | 2 730 | 53 451 | 621 | 47 |
| | GASOLINE SERVICE STATIONS | | | | | | | | |
| | TOTAL | 137 | 113 | 10 797 | 10 051 | 874 | 19 554 | 310 | 140 |
| | APPAREL, ACCESSORY STORES | | | | | | | | |
| | TOTAL | 62 | 54 | (D) | (D) | (D) | (D) | (D) | (D) |
| 561;567 | MEN'S, BOYS' APPAREL STORES, CUSTOM TAILORS | 18 | 18 | 3 023 | 3 023 | 521 | 8 953 | 120 | 19 |
| 562-3;568 | WOMEN'S CLOTHING, SPECIALTY STORES | 19 | 17 | 3 432 | 3 416 | 530 | 9 369 | 188 | 10 |
| 562 | WOMEN'S READY-TO-WEAR STORES | 9 | 9 | 2 964 | 2 964 | 468 | 8 325 | 166 | 5 |
| 563;568 | WOMEN'S ACCESSORY, SPECIALTY STORES, FURRIERS | 10 | 8 | 468 | 452 | 62 | 1 044 | 22 | 5 |
| 565 | FAMILY CLOTHING STORES | 6 | 2 | 726 | (D) | (D) | (D) | (D) | (D) |
| 566 | SHOE STORES | 18 | 16 | 1 699 | 1 643 | 214 | 4 331 | 72 | 9 |
| 564;569 | OTHER APPAREL, ACCESSORY STORES | 1 | 1 | (D) | (D) | (D) | (D) | (D) | (D) |
| | FURNITURE, HOME FURNISHINGS, EQUIPMENT STORES | | | | | | | | |
| | TOTAL | 51 | 37 | 6 148 | 5 952 | 904 | 16 011 | 206 | 45 |
| 571 | FURNITURE, HOME FURNISHINGS STORES | 23 | 17 | 3 017 | 2 945 | 471 | 7 487 | 98 | 24 |
| 572;573 | HOUSEHOLD APPLIANCE, RADIO, TELEVISION, MUSIC STORES | 28 | 20 | 3 131 | 3 007 | 433 | 8 524 | 108 | 21 |
| | EATING, DRINKING PLACES | | | | | | | | |
| | TOTAL | 247 | 209 | 10 945 | 10 459 | 2 353 | 49 742 | 1 163 | 268 |
| 5812 | EATING PLACES | 158 | 136 | 8 505 | 8 251 | 2 028 | 41 050 | 989 | 175 |
| 5813 | DRINKING PLACES (ALCOHOLIC BEVERAGES) | 89 | 73 | 2 440 | 2 208 | 325 | 8 692 | 174 | 93 |
| | DRUG STORES, PROPRIETARY STORES | | | | | | | | |
| | TOTAL | 32 | 30 | 5 197 | 5 179 | 834 | 16 045 | 369 | 24 |
| 59PT(591) | DRUG STORES | 28 | 28 | (D) | (D) | (D) | (D) | (D) | (D) |
| 591 | PROPRIETARY STORES | 4 | 2 | (D) | (D) | (D) | (D) | (D) | (D) |
| | OTHER RETAIL STORES | | | | | | | | |
| | TOTAL | 135 | 101 | (D) | (D) | (D) | (D) | (D) | (D) |
| 592 | LIQUOR STORES | 13 | 13 | 2 182 | 2 182 | 137 | 2 875 | 49 | 9 |
| 593 | ANTIQUe STORES, SECONDHAND STORES | 15 | 11 | (D) | (D) | (D) | (D) | (D) | (D) |
| 594 | BOOK, STATIONERY STORES | 2 | 2 | (D) | (D) | (D) | (D) | (D) | (D) |
| 595 | SPORTING GOODS STORES, BICYCLE SHOPS | 6 | 6 | 798 | 798 | 103 | 1 882 | 26 | 5 |
| 596 | FARM, GARDEN SUPPLY STORES, INCLUDING FEED STORES | 29 | 21 | 4 038 | 3 888 | 240 | 6 691 | 81 | 21 |
| 597 | JEWELRY STORES | 9 | 9 | (D) | (D) | (D) | (D) | (D) | (D) |
| 598 | FUEL, ICE DEALERS | 12 | 8 | (D) | (D) | (D) | (D) | (D) | (D) |
| 599 | OTHER STORES | 49 | 31 | 2 413 | 2 185 | 391 | 7 417 | 114 | 54 |
| | NONSTORE RETAILERS* | | | | | | | | |
| 53 PART* | TOTAL | 31 | 11 | (D) | 880 | 166 | 3 712 | 55 | 34 |

Standard Notes: - Represents zero. (D) Withheld to avoid disclosure. (NA) Not available. (X) Not applicable.
 *Nonstore retailers, part of SIC major group 53, are shown separately in this table.

TABLE 6. Cities With 500 Establishments or More: 1963

| SIC code | City and kind of business | Establishments | | Sales | | Payroll, entire year (\$1,000) | Payroll, workweek ended nearest Nov. 15 (dollars) | Paid employees, workweek ended nearest Nov. 15 (number) | Active proprietors of unincorporated businesses (number) |
|---------------------|--|-------------------|--------------------------|--|--|-----------------------------------|--|--|---|
| | | Total (number) | With payroll (number) | Total, all establishments (\$1,000) | Establishments with payroll (\$1,000) | | | | |
| <u>CEDAR RAPIDS</u> | | | | | | | | | |
| | RETAIL TRADE, TDAL. | 824 | 622 | 174 429 | 170 225 | 22 362 | 429 789 | 6 743 | 683 |
| | LUMBER, BUILDING MATERIALS, HARDWARE, FARM EQUIPMENT DEALERS | | | | | | | | |
| 52 | TDAL. | 37 | 29 | 9 677 | 9 619 | 1 358 | 23 826 | 230 | 28 |
| 521 | LUMBER AND OTHER BUILDING MATERIALS DEALERS. | 14 | 12 | 5 642 | 5 620 | 704 | 12 132 | 112 | 6 |
| 522-524 | HEATING, PLUMBING, PAINT, ELECTRICAL STDRES. | 12 | 8 | (D) | (D) | (D) | (D) | (D) | (D) |
| 5251 | HARDWARE STORES. | 9 | 7 | 692 | 684 | 82 | 1 630 | 22 | 13 |
| 5252 | FARM EQUIPMENT DEALERS | 2 | 2 | (D) | (D) | (D) | (D) | (D) | (D) |
| | GENERAL MERCHANDISE GROUP STORES* | | | | | | | | |
| 53 PART* | TDAL. | 24 | 20 | 34 339 | 34 241 | 5 597 | 105 754 | 1 939 | 7 |
| 531 | DEPARTMENT STORES. | 7 | 7 | (D) | (D) | (D) | (D) | (D) | (D) |
| 533 | LIMITED PRICE VARIETY STDRES. | 8 | 8 | 3 111 | 3 111 | 580 | 10 606 | 257 | 2 |
| 539 | MISCELLANEDUS GENERAL MERCHANDISE STDRES. | 9 | 5 | (D) | (D) | (D) | (D) | (D) | (D) |
| | FOOD STORES | | | | | | | | |
| 54 | TDAL. | 111 | 67 | 33 723 | 32 573 | 2 436 | 58 675 | 843 | 101 |
| 541 | GRDCERY STORES, INCLUDING DELICATESSENS. | 86 | 46 | 32 684 | 31 558 | 2 265 | 55 140 | 765 | 75 |
| 542 | MEAT MARKETS, FISH (SEAFDD) MARKETS | 2 | 2 | (D) | (D) | (D) | (D) | (D) | (D) |
| 543 | FRUIT STORES, VEGETABLE MARKETS. | 7 | 5 | 238 | (D) | (D) | (D) | (D) | (D) |
| 544 | CANDY, NUT, CONFECTIONERY STORES | 4 | 2 | (D) | (D) | (D) | (D) | (D) | (D) |
| 545-549 | OTHER FOOD STORES. | 12 | 12 | 501 | 501 | 113 | 2 413 | 55 | 13 |
| | AUTOMDTIVE DEALERS | | | | | | | | |
| 55 EX.554 | TDAL. | 42 | 36 | 33 037 | 32 513 | 3 422 | 55 873 | 591 | 22 |
| | GASDLNE SERVICE STATIONS | | | | | | | | |
| 55PT(554) | TDAL. | 125 | 107 | 12 861 | 12 059 | 1 120 | 24 129 | 396 | 119 |
| | APPAREL, ACCESSDRY STORES | | | | | | | | |
| 56 | TDAL. | 63 | 51 | 8 723 | 8 551 | 1 486 | 28 338 | 500 | 28 |
| 561,567 | MEN'S, BDRYS' APPAREL STORES, CUSTOM TAILDRS. | 10 | 8 | (D) | (D) | (D) | (D) | (D) | (D) |
| 562-3,568 | WDMEN'S CLOTHING, SPECIALTY STORES | 21 | 21 | 4 452 | 4 452 | 884 | 16 915 | 297 | 6 |
| 562 | WDMEN'S READY-TO-WEAR STORES | 14 | 14 | (D) | (D) | (D) | (D) | (D) | (D) |
| 563,568 | WDMEN'S ACCESSDRY, SPECIALTY STORES, FURRIERS. | 7 | 7 | (D) | (D) | (D) | (D) | (D) | (D) |
| 565 | FAMILY CLOTHING STORES | 4 | 2 | (D) | (D) | (D) | (D) | (D) | (D) |
| 566 | SHDE STORES. | 2 | 18 | 2 794 | (D) | (D) | (D) | (D) | (D) |
| 564,569 | OTHER APPAREL, ACCESSORY STORES. | 8 | 2 | (D) | (D) | (D) | (D) | (D) | (D) |
| | FURNITURE, HDME FURNISHINGS, EQUIPMENT STORES | | | | | | | | |
| 57 | TDAL. | 53 | 45 | 10 417 | 10 283 | 1 808 | 34 125 | 412 | 41 |
| 571 | FURNITURE, HDME FURNISHINGS STORES | 27 | 21 | 6 151 | 6 029 | 951 | 16 846 | 209 | 21 |
| 572,573 | HDUSEHOLD APPLIANCE, RADID, TELEVISION, MUSIC STORES | 26 | 24 | 4 266 | 4 254 | 857 | 17 279 | 203 | 20 |
| | EATING, DRINKING PLACES | | | | | | | | |
| 58 | TDAL. | 161 | 143 | 11 590 | 11 260 | 2 581 | 51 610 | 1 151 | 161 |
| 5812 | EATING PLACES. | 103 | 95 | 9 126 | 9 038 | 2 319 | 46 517 | 1 047 | 102 |
| 5813 | DRINKING PLACES (ALCDHDIC BEVERAGES). | 58 | 48 | 2 464 | 2 222 | 262 | 5 093 | 104 | 59 |
| | DRUG STORES, PRDPRIETARY STORES | | | | | | | | |
| 59PT(591) | TDAL. | 24 | 22 | 6 721 | 6 689 | 993 | 14 790 | 217 | 12 |
| 591 | DRUG STORES. | 24 | 22 | 6 721 | 6 689 | 993 | 14 790 | 217 | 12 |
| (| PRDPRIETARY STORES | - | - | - | - | - | - | - | - |
| | OTHER RETAIL STORES | | | | | | | | |
| 59 EX.591 | TDAL. | 124 | 86 | 11 159 | (D) | (D) | (D) | (D) | (D) |
| 592 | LIQUDR STORES. | 9 | 9 | (D) | (D) | (D) | (D) | (D) | (D) |
| 593 | ANTIQU STORES, SECONDHAND STORES. | 16 | 8 | 709 | (D) | (D) | (D) | (D) | (D) |
| 594 | BDDK, STATIONERY STORES. | 3 | 1 | 778 | (D) | (D) | (D) | (D) | (D) |
| 595 | SPDRTING GDODS STORES, BICYCLE SHDPS | 11 | 9 | (D) | (D) | (D) | (D) | (D) | (D) |
| 596 | FARM, GARDEN SUPPLY STORES, INCLUDING FEED STORES. | 6 | 6 | 1 205 | 1 205 | 90 | 2 084 | 21 | 3 |
| 597 | JEWELRY STORES | 13 | 9 | (D) | (D) | (D) | (D) | (D) | (D) |
| 598 | FUEL, ICE DEALERS. | 5 | 5 | 769 | 769 | 130 | 2 696 | 29 | 2 |
| 599 | OTHER STORES | 61 | 39 | 2 770 | 2 496 | 342 | 6 856 | 106 | 64 |
| | NONSTORE RETAILERS* | | | | | | | | |
| 53 PART* | TDAL. | 60 | 16 | 2 182 | (D) | (D) | (D) | (D) | (D) |

Standard Notes: - Represents zero. (D) Withheld to avoid disclosure. (NA) Not available. (X) Not applicable.
*Nonstore retailers, part of SIC major group 53, are shown separately in this table.

TABLE 6. Cities With 500 Establishments or More: 1963—Continued

| SIC code | City and kind of business | Establishments | | Sales | | Payroll, entire year (\$1,000) | Payroll, workweek ended nearest Nov. 15 (dollars) | Paid employees, workweek ended nearest Nov. 15 (number) | Active proprietors of unincorporated businesses (number) |
|------------------|--|----------------|-----------------------|-------------------------------------|---------------------------------------|--------------------------------|---|---|--|
| | | Total (number) | With payroll (number) | Total, all establishments (\$1,000) | Establishments with payroll (\$1,000) | | | | |
| DAVENPORT | | | | | | | | | |
| | RETAIL TRADE, TOTAL | 758 | 620 | 155 242 | 152 308 | 19 564 | 390 199 | 6 123 | 630 |
| | LUMBER, BUILDING MATERIALS, HARDWARE, FARM EQUIPMENT DEALERS | | | | | | | | |
| | TOTAL | 26 | 26 | 6 966 | 6 966 | 903 | 17 017 | 190 | 19 |
| S2 | LUMBER AND OTHER BUILDING MATERIALS DEALERS | 7 | 7 | 4 348 | 4 348 | 546 | 10 523 | 96 | 2 |
| S21 | HEATING, PLUMBING, PAINT, ELECTRICAL STORES | 10 | 10 | 1 248 | 1 248 | 204 | 3 712 | 44 | 7 |
| S22-S24 | HARDWARE STORES | 6 | 6 | (0) | (0) | (0) | (0) | (0) | (0) |
| S2S1 | FARM EQUIPMENT DEALERS | 3 | 3 | (0) | (0) | (0) | (0) | (0) | (0) |
| S2S2 | | | | | | | | | |
| | GENERAL MERCHANDISE GROUP STORES* | | | | | | | | |
| | TOTAL | 20 | 18 | 30 669 | 30 659 | 4 742 | 97 357 | 1 752 | 6 |
| S3 PART* | DEPARTMENT STORES | 6 | 6 | 24 531 | 24 531 | 3 805 | 79 743 | 1 419 | - |
| S31 | LIMITED PRICE VARIETY STORES | 6 | 6 | 2 134 | 2 134 | 387 | 7 382 | 155 | 1 |
| S33 | MISCELLANEOUS GENERAL MERCHANDISE STORES | 8 | 6 | 4 004 | 3 994 | 550 | 10 232 | 178 | 5 |
| S39 | | | | | | | | | |
| | FOOD STORES | | | | | | | | |
| | TOTAL | 106 | 78 | 32 530 | 31 836 | 2 602 | 53 294 | 913 | 100 |
| S4 | GROCERY STORES, INCLUDING DELICATESSENS | 83 | 59 | 30 641 | 29 989 | 2 187 | 45 555 | 789 | 85 |
| S41 | MEAT MARKETS, FISH (SEAFOOD) MARKETS | 3 | 3 | 486 | 486 | 60 | 1 113 | 11 | 2 |
| S42 | FRUIT STORES, VEGETABLE MARKETS | - | - | - | - | - | - | - | - |
| S43 | CANDY, NUT, CONFECTIONERY STORES | 7 | 5 | (0) | (0) | (0) | (0) | (0) | (0) |
| S44 | OTHER FOOD STORES | 13 | 11 | (0) | (0) | (0) | (0) | (0) | (0) |
| S4S-S49 | | | | | | | | | |
| | AUTOMOTIVE DEALERS | | | | | | | | |
| | TOTAL | 30 | 28 | 30 863 | 30 807 | 3 161 | 58 770 | 499 | 18 |
| | GASOLINE SERVICE STATIONS | | | | | | | | |
| | TOTAL | 94 | 86 | 9 902 | 9 576 | 909 | 20 229 | 324 | 88 |
| | APPAREL, ACCESSORY STORES | | | | | | | | |
| | TOTAL | 53 | 47 | 8 202 | 8 134 | 1 338 | 25 473 | 443 | 25 |
| S6 | MEN'S, BOYS' APPAREL STORES, CUSTOM TAILORS | 9 | 9 | (0) | (0) | (0) | (0) | (0) | (0) |
| S61-S67 | WOMEN'S CLOTHING, SPECIALTY STORES | 23 | 23 | 4 101 | 4 101 | 699 | 12 695 | 244 | 9 |
| S62-3, S68 | WOMEN'S READY-TO-WEAR STORES | 12 | 12 | 3 177 | 3 177 | 543 | 9 735 | 188 | 4 |
| S62 | WOMEN'S ACCESSORY, SPECIALTY STORES, FURRIERS | 11 | 11 | 924 | 924 | 156 | 2 960 | 56 | 5 |
| S63, S68 | FAMILY CLOTHING STORES | 6 | 4 | (0) | (0) | (0) | (0) | (0) | (0) |
| S65 | SHOE STORES | 13 | 9 | 1 138 | 1 074 | 146 | 2 895 | 52 | 5 |
| S66 | OTHER APPAREL, ACCESSORY STORES | 2 | 2 | (0) | (0) | (0) | (0) | (0) | (0) |
| S64, S69 | | | | | | | | | |
| | FURNITURE, HOME FURNISHINGS, EQUIPMENT STORES | | | | | | | | |
| | TOTAL | 60 | 52 | 9 253 | 9 111 | 1 507 | 32 079 | 368 | 46 |
| S7 | FURNITURE, HOME FURNISHINGS STORES | 39 | 31 | (0) | (0) | (0) | (0) | (0) | (0) |
| S71 | HOUSEHOLD APPLIANCE, RADIO, TELEVISION, MUSIC STORES | 21 | 21 | (0) | (0) | (0) | (0) | (0) | (0) |
| S72, S73 | | | | | | | | | |
| | EATING, DRINKING PLACES | | | | | | | | |
| | TOTAL | 184 | 162 | 11 117 | 10 707 | 2 307 | 47 469 | 1 027 | 180 |
| S8 | EATING PLACES | 105 | 99 | 8 064 | 8 002 | 1 937 | 39 137 | 861 | 96 |
| S812 | DRINKING PLACES (ALCOHOLIC BEVERAGES) | 79 | 63 | 3 053 | 2 705 | 370 | 8 332 | 166 | 84 |
| S813 | | | | | | | | | |
| | DRUG STORES, PROPRIETARY STORES | | | | | | | | |
| | TOTAL | 30 | 30 | 5 502 | 5 502 | 779 | 13 720 | 228 | 13 |
| S9PT(S91) | DRUG STORES | 30 | 30 | 5 502 | 5 502 | 779 | 13 720 | 228 | 13 |
| S91 | PROPRIETARY STORES | - | - | - | - | - | - | - | - |
| | OTHER RETAIL STORES | | | | | | | | |
| | TOTAL | 114 | 82 | 8 186 | (0) | (0) | (0) | (0) | (0) |
| S9 EX, S91 | LIQUOR STORES | 7 | 7 | (0) | (0) | (0) | (0) | (0) | (0) |
| S92 | ANTIQUARIAN STORES, SECONOHANO STORES | 19 | 7 | (0) | (0) | (0) | (0) | (0) | (0) |
| S93 | BOOK, STATIONERY STORES | 4 | 2 | (0) | (0) | (0) | (0) | (0) | (0) |
| S94 | SPORTING GOODS STORES, BICYCLE SHOPS | 7 | 5 | 391 | (0) | (0) | (0) | (0) | (0) |
| S95 | FARM, GARDEN SUPPLY STORES, INCLUDING FEEO STORES | 6 | 4 | 471 | 343 | 38 | 570 | 8 | 8 |
| S96 | JEWELRY STORES | 11 | 9 | (0) | (0) | (0) | (0) | (0) | (0) |
| S97 | FUEL, ICE DEALERS | 6 | 6 | 1 118 | 1 118 | 138 | 2 602 | 35 | 4 |
| S98 | OTHER STORES | 54 | 42 | 2 780 | (0) | (0) | (0) | (0) | (0) |
| S99 | | | | | | | | | |
| | NONSTORE RETAILERS* | | | | | | | | |
| | TOTAL | 41 | 11 | 2 052 | (0) | (0) | (0) | (0) | (0) |
| S3 PART* | | | | | | | | | |

Standard Notes: - Represents zero. (D) Withheld to avoid disclosure. (NA) Not available. (X) Not applicable.
 *Nonstore retailers, part of SIC major group 53, are shown separately in this table.

TABLE 6. Cities With 500 Establishments or More: 1963-Continued

| SIC code | City and kind of business | Establishments | | Sales | | Payroll, entire year (\$1,000) | Payroll, workweek ended nearest Nov. 15 (dollars) | Paid employees, workweek ended nearest Nov. 15 (number) | Active proprietors of unincorporated businesses (number) |
|---|--|----------------|-----------------------|-------------------------------------|---------------------------------------|--------------------------------|---|---|--|
| | | Total (number) | With payroll (number) | Total, all establishments (\$1,000) | Establishments with payroll (\$1,000) | | | | |
| <u>DES MOINES</u> | | | | | | | | | |
| | RETAIL TRADE, TOTAL | 1 855 | 1 421 | 363 944 | 354 964 | 48 390 | 1 011 490 | 15 511 | 1 580 |
| | LUMBER, BUILDING MATERIALS, HARDWARE, FARM EQUIPMENT DEALERS | | | | | | | | |
| | TOTAL | 105 | 87 | 15 562 | 15 112 | 2 225 | 40 802 | 460 | 68 |
| 521 | LUMBER AND OTHER BUILDING MATERIALS DEALERS | 20 | 18 | 7 717 | 7 703 | 973 | 18 235 | 175 | 8 |
| 522-524 | HEATING, PLUMBING, PAINT, ELECTRICAL STORES | 40 | 30 | (D) | (D) | (D) | (D) | (D) | (D) |
| 5251 | HARDWARE STORES | 32 | 28 | 2 559 | 2 437 | 359 | 6 346 | 101 | 28 |
| 5252 | FARM EQUIPMENT DEALERS | 13 | 11 | (D) | (D) | (D) | (D) | (D) | (D) |
| GENERAL MERCHANDISE GROUP STORES* | | | | | | | | | |
| | TOTAL | 40 | 38 | 63 687 | 63 647 | 10 228 | 205 398 | 3 518 | 25 |
| 53 PART* | DEPARTMENT STORES | 7 | 7 | 53 416 | 53 416 | 8 744 | 178 021 | 2 943 | - |
| 533 | LIMITED PRICE VARIETY STORES | 16 | 16 | 5 327 | 5 327 | 914 | 16 280 | 412 | 9 |
| 539 | MISCELLANEOUS GENERAL MERCHANDISE STORES | 17 | 15 | 4 944 | 4 904 | 570 | 11 097 | 163 | 16 |
| FOOD STORES | | | | | | | | | |
| | TOTAL | 225 | 149 | 73 453 | 70 667 | 5 644 | 109 282 | 1 808 | 206 |
| 54 | GROCERY STORES, INCLUDING DELICATESSENS | 175 | 115 | 70 467 | 67 867 | 5 185 | 100 965 | 1 643 | 156 |
| 542 | MEAT MARKETS, FISH (SEAFOOD) MARKETS | 4 | 4 | (D) | (D) | (D) | (D) | (D) | (D) |
| 543 | FRUIT STORES, VEGETABLE MARKETS | 9 | 3 | 399 | 313 | 29 | 452 | 6 | 9 |
| 544 | CANDY, NUT, CONFECTIONERY STORES | 7 | 5 | (D) | (D) | (D) | (D) | (D) | (D) |
| 545-549 | OTHER FOOD STORES | 30 | 22 | 1 575 | 1 481 | 338 | 6 222 | 130 | 31 |
| AUTOMOTIVE DEALERS | | | | | | | | | |
| 55 EX.554 | TOTAL | 113 | 83 | 74 837 | 74 211 | 6 575 | 134 027 | 1 140 | 77 |
| GASOLINE SERVICE STATIONS | | | | | | | | | |
| 55PT(554) | TOTAL | 267 | 233 | 23 768 | 22 328 | 2 194 | 46 991 | 743 | 245 |
| APPAREL, ACCESSORY STORES | | | | | | | | | |
| | TOTAL | 111 | 99 | 20 358 | 20 102 | 3 085 | 57 341 | 1 037 | 69 |
| 561,567 | MEN'S, BOYS' APPAREL STORES, CUSTOM TAILORS | 23 | 23 | 4 330 | 4 330 | 778 | 12 401 | 232 | 10 |
| 562-3,568 | WOMEN'S CLOTHING, SPECIALTY STORES | 40 | 38 | 8 465 | 8 445 | 1 357 | 25 842 | 476 | 31 |
| 562 | WOMEN'S READY-TO-WEAR STORES | 28 | 28 | 7 468 | 7 468 | 1 168 | 22 233 | 420 | 21 |
| 563,568 | WOMEN'S ACCESSORY, SPECIALTY STORES, FURRIERS | 12 | 10 | 997 | 977 | 189 | 3 609 | 56 | 10 |
| 565 | FAMILY CLOTHING STORES | 8 | 6 | (D) | (D) | (D) | (D) | (D) | (D) |
| 566 | SHOE STORES | 30 | 26 | 3 947 | 3 767 | 593 | 11 993 | 191 | 9 |
| 564,569 | OTHER APPAREL, ACCESSORY STORES | 10 | 6 | (D) | (D) | (D) | (D) | (D) | (D) |
| FURNITURE, HOME FURNISHINGS, EQUIPMENT STORES | | | | | | | | | |
| | TOTAL | 119 | 89 | 17 057 | 16 589 | 3 024 | 58 313 | 640 | 83 |
| 571 | FURNITURE, HOME FURNISHINGS STORES | 63 | 47 | 11 243 | 11 017 | 2 149 | 41 370 | 453 | 40 |
| 572,573 | HOUSEHOLD APPLIANCE, RADIO, TELEVISION, MUSIC STORES | 56 | 42 | 5 814 | 5 572 | 875 | 16 943 | 187 | 43 |
| EATING, DRINKING PLACES | | | | | | | | | |
| | TOTAL | 412 | 356 | 23 616 | 22 654 | 5 521 | 115 276 | 2 678 | 409 |
| 5812 | EATING PLACES | 305 | 271 | 20 193 | 19 711 | 5 136 | 104 743 | 2 484 | 298 |
| 5813 | DRINKING PLACES (ALCOHOLIC BEVERAGES) | 107 | 85 | 3 423 | 2 943 | 385 | 10 533 | 194 | 111 |
| DRUG STORES, PROPRIETARY STORES | | | | | | | | | |
| | TOTAL | 78 | 74 | 13 072 | 13 012 | 1 820 | 33 523 | 630 | 76 |
| 59PT(591) | DRUG STORES | 76 | 72 | (D) | (D) | (D) | (D) | (D) | (D) |
| 591 | PROPRIETARY STORES | 2 | 2 | (D) | (D) | (D) | (D) | (D) | (D) |
| OTHER RETAIL STORES | | | | | | | | | |
| | TOTAL | 258 | 176 | 23 182 | (D) | (D) | (D) | (D) | (D) |
| 592 | LIQUOR STORES | 21 | 19 | (D) | (D) | (D) | (D) | (D) | (D) |
| 593 | ANTIQUA STORES, SECONDHAND STORES | 38 | 20 | 869 | 781 | 137 | 3 159 | 48 | 31 |
| 594 | BOOK, STATIONERY STORES | 12 | 6 | 1 615 | 1 417 | 266 | 5 649 | 67 | 9 |
| 595 | SPORTING GOODS STORES, BICYCLE SHOPS | 13 | 9 | 1 004 | 974 | 138 | 2 605 | 39 | 11 |
| 596 | FARM, GARDEN SUPPLY STORES, INCLUDING FEED STORES | 13 | 7 | 1 213 | 1 021 | 110 | 2 297 | 29 | 7 |
| 597 | JEWELRY STORES | 20 | 16 | (D) | (D) | (D) | (D) | (D) | (D) |
| 598 | FUEL, ICE DEALERS | 14 | 10 | 1 802 | 1 594 | 319 | 6 619 | 67 | 11 |
| 599 | OTHER STORES | 127 | 89 | 6 779 | 6 325 | 1 132 | 22 188 | 342 | 122 |
| NONSTORE RETAILERS* | | | | | | | | | |
| 53 PART* | TOTAL | 127 | 37 | 15 352 | (D) | (D) | (D) | (D) | (D) |

Standard Notes: - Represents zero. (D) Withheld to avoid disclosure. (NA) Not available. (X) Not applicable.
 *Nonstore retailers, part of SIC major group 53, are shown separately in this table.

TABLE 6. Cities With 500 Establishments or More: 1963-Continued

| SIC code | City and kind of business | Establishments | | Sales | | Payroll, entire year (\$1,000) | Payroll, workweek ended nearest Nov. 15 (dollars) | Paid employees, workweek ended nearest Nov. 15 (number) | Active proprietors of unincorporated businesses (number) |
|-----------|--|----------------|-----------------------|-------------------------------------|---------------------------------------|--------------------------------|---|---|--|
| | | Total (number) | With payroll (number) | Total, all establishments (\$1,000) | Establishments with payroll (\$1,000) | | | | |
| | <u>OUBUQUE</u> | | | | | | | | |
| | RETAIL TRADE, TOTAL | 544 | 414 | 86 750 | 84 884 | 11 181 | 222 457 | 3 574 | 492 |
| | LUMBER, BUILDING MATERIALS, HARDWARE, FARM EQUIPMENT DEALERS | | | | | | | | |
| | TOTAL | 21 | 17 | 4 751 | 4 695 | 706 | 13 489 | 137 | 16 |
| 52 | LUMBER AND OTHER BUILDING MATERIALS DEALERS | 6 | 6 | 2 941 | 2 941 | 454 | 8 117 | 86 | 1 |
| 522-524 | HEATING, PLUMBING, PAINT, ELECTRICAL STORES | 9 | 5 | (0) | (0) | (0) | (0) | (0) | (0) |
| 5251 | HARDWARE STORES | 5 | 5 | 1 118 | 1 118 | 174 | 3 130 | 32 | 2 |
| 5252 | FARM EQUIPMENT DEALERS | 1 | 1 | (D) | (D) | (D) | (D) | (D) | (D) |
| | GENERAL MERCHANDISE GROUP STORES* | | | | | | | | |
| | TOTAL | 9 | 9 | 19 183 | 19 167 | 3 306 | 65 252 | 1 214 | - |
| 53 PART* | DEPARTMENT STORES | 6 | 6 | 17 903 | 17 903 | 3 074 | 61 123 | 1 108 | - |
| 533 | LIMITED PRICE VARIETY STORES | 3 | 3 | 1 280 | 1 264 | 232 | 4 129 | 106 | - |
| 539 | MISCELLANEOUS GENERAL MERCHANDISE STORES | - | - | - | - | - | - | - | - |
| | FOOD STORES | | | | | | | | |
| | TOTAL | 79 | 65 | 20 573 | 20 279 | 1 477 | 31 764 | 506 | 83 |
| 54 | GROCERY STORES, INCLUDING DELICATESSENS | 58 | 48 | 19 252 | 19 000 | 1 296 | 28 730 | 435 | 54 |
| 541 | MEAT MARKETS, FISH (SEAFOOD) MARKETS | 4 | 2 | (0) | (D) | (D) | (D) | (D) | (D) |
| 542 | FRUIT STORES, VEGETABLE MARKETS | 2 | - | 26 | - | - | - | - | 2 |
| 543 | CANDY, NUT, CONFECTIONERY STORES | 2 | 2 | (D) | (D) | (D) | (D) | (D) | (0) |
| 544 | OTHER FOOD STORES | 13 | 13 | 881 | 881 | 133 | 2 161 | 53 | 20 |
| 545-549 | | | | | | | | | |
| | AUTOMOTIVE DEALERS | | | | | | | | |
| | TOTAL | 31 | 27 | 13 668 | 13 496 | 1 607 | 27 381 | 286 | 22 |
| 55 EX.554 | GASOLINE SERVICE STATIONS | | | | | | | | |
| | TOTAL | 73 | 59 | 5 971 | 5 587 | 446 | 10 132 | 192 | 78 |
| 55PT(554) | APPAREL, ACCESSORY STORES | | | | | | | | |
| | TOTAL | 31 | 27 | 3 267 | 3 217 | 567 | 10 930 | 182 | 15 |
| 56 | MEN'S, BOYS' APPAREL STORES, CUSTOM TAILORS | 6 | 6 | 933 | 933 | 163 | 3 465 | 49 | 4 |
| 561,567 | WOMEN'S CLOTHING, SPECIALTY STORES | 13 | 13 | (0) | (0) | (0) | (0) | (0) | (D) |
| 562-3,568 | WOMEN'S READY-TO-WEAR STORES | 7 | 7 | (0) | (D) | (0) | (0) | (0) | (D) |
| 562 | WOMEN'S ACCESSORY, SPECIALTY STORES, FURRIERS | 6 | 6 | 430 | 430 | 119 | 2 352 | 32 | 2 |
| 563,568 | FAMILY CLOTHING STORES | 1 | 1 | (D) | (D) | (D) | (D) | (D) | (D) |
| 565 | SHOE STORES | 9 | 7 | 1 054 | 1 006 | 157 | 2 776 | 46 | 4 |
| 566 | OTHER APPAREL, ACCESSORY STORES | 2 | - | 2 | - | - | - | - | 4 |
| 564,569 | | | | | | | | | |
| | FURNITURE, HOME FURNISHINGS, EQUIPMENT STORES | | | | | | | | |
| | TOTAL | 26 | 22 | 3 313 | 3 297 | 598 | 15 598 | 183 | 20 |
| 57 | FURNITURE, HOME FURNISHINGS STORES | 13 | 11 | (D) | (0) | (D) | (D) | (D) | (D) |
| 571 | HOUSEHOLD APPLIANCE, RADIO, TELEVISION, MUSIC STORES | 13 | 11 | (D) | (D) | (0) | (0) | (D) | (0) |
| 572;573 | | | | | | | | | |
| | EATING, DRINKING PLACES | | | | | | | | |
| | TOTAL | 143 | 113 | 5 809 | 5 421 | 1 090 | 21 331 | 521 | 149 |
| 58 | EATING PLACES | 63 | 59 | 3 656 | 3 624 | 872 | 16 891 | 411 | 69 |
| 5812 | DRINKING PLACES (ALCOHOLIC BEVERAGES) | 80 | 54 | 2 153 | 1 797 | 218 | 4 440 | 110 | 80 |
| 5813 | | | | | | | | | |
| | DRUG STORES, PROPRIETARY STORES | | | | | | | | |
| | TOTAL | 10 | 10 | 3 140 | 3 140 | 559 | 10 362 | 145 | 5 |
| 59PT(591) | DRUG STORES | 9 | 9 | (D) | (D) | (D) | (0) | (0) | (D) |
| 591 | PROPRIETARY STORES | 1 | 1 | (D) | (D) | (D) | (D) | (D) | (D) |
| | OTHER RETAIL STORES | | | | | | | | |
| | TOTAL | 89 | 57 | 6 113 | (D) | (D) | (D) | (D) | (0) |
| 59 EX.591 | LIQUOR STORES | 6 | 6 | (D) | (D) | (0) | (0) | (0) | (D) |
| 592 | ANTIQUA STORES, SECONDHAND STORES | 8 | 4 | 139 | (D) | (D) | (D) | (D) | (D) |
| 593 | BOOK, STATIONERY STORES | 2 | 2 | (0) | (D) | (D) | (D) | (D) | (D) |
| 594 | SPORTING GOODS STORES, BICYCLE SHOPS | 10 | 4 | 484 | 378 | 45 | 988 | 12 | 9 |
| 595 | FARM, GARDEN SUPPLY STORES, INCLUDING FEED STORES | 8 | 6 | 1 194 | 1 186 | 92 | 1 508 | 16 | 8 |
| 596 | JEWELRY STORES | 6 | 6 | (0) | (0) | (0) | (0) | (0) | (D) |
| 597 | FUEL, ICE DEALERS | 14 | 6 | 1 198 | (D) | (D) | (D) | (0) | (D) |
| 598 | OTHER STORES | 35 | 23 | 1 189 | 1 139 | 231 | 4 036 | 67 | 30 |
| 599 | | | | | | | | | |
| | NONSTORE RETAILERS* | | | | | | | | |
| 53 PART* | TOTAL | 32 | 8 | 962 | (D) | (D) | (0) | (0) | (0) |

Standard Notes: - Represents zero. (D) Withheld to avoid disclosure. (NA) Not available. (X) Not applicable.
 *Nonstore retailers, part of SIC major group 53, are shown separately in this table.

TABLE 6. Cities With 500 Establishments or More: 1963-Continued

| SIC code | City and kind of business | Establishments | | Sales | | Payroll, entire year (\$1,000) | Payroll, workweek ended nearest Nov. 15 (dollars) | Paid employees, workweek ended nearest Nov. 15 (number) | Active proprietors of unincorporated businesses (number) |
|-------------|--|----------------|--------------|---------------------------|-----------------------------|--------------------------------|---|---|--|
| | | Total | With payroll | Total, all establishments | Establishments with payroll | | | | |
| | | (number) | (number) | (\$1,000) | (\$1,000) | | | | |
| | <u>SIoux CITY</u> | | | | | | | | |
| | RETAIL TRADE: TOTAL | 811 | 661 | 149 121 | 145 793 | 17 672 | 356 342 | 5 864 | 740 |
| | LUMBER, BUILDING MATERIALS, HARDWARE, FARM EQUIPMENT DEALERS | | | | | | | | |
| | TOTAL | 43 | 43 | 10 537 | 10 535 | 1 239 | 23 009 | 265 | 31 |
| 52 | LUMBER AND OTHER BUILDING MATERIALS DEALERS | 12 | 12 | 5 630 | 5 630 | 659 | 11 079 | 122 | 6 |
| 522-524 | HEATING, PLUMBING, PAINT, ELECTRICAL STORES | 7 | 7 | 1 217 | 1 217 | 200 | 4 201 | 43 | 4 |
| 5251 | HARDWARE STORES | 14 | 14 | 1 284 | 1 282 | 101 | 2 096 | 35 | 18 |
| 5252 | FARM EQUIPMENT DEALERS | 10 | 10 | 2 406 | 2 406 | 279 | 5 633 | 65 | 3 |
| | GENERAL MERCHANDISE GROUP STORES* | | | | | | | | |
| | TOTAL | 24 | 22 | 31 551 | 31 371 | 3 944 | 84 900 | 1 471 | 14 |
| 53 PART* | DEPARTMENT STORES | 6 | 6 | 26 957 | 26 957 | 3 245 | 71 816 | 1 177 | - |
| 533 | LIMITED PRICE VARIETY STORES | 9 | 9 | (D) | (D) | (D) | (D) | (D) | (D) |
| 539 | MISCELLANEOUS GENERAL MERCHANDISE STORES | 9 | 7 | (D) | (D) | (D) | (D) | (D) | (D) |
| | FOOD STORES | | | | | | | | |
| | TOTAL | 118 | 90 | 34 671 | 33 615 | 2 522 | 50 504 | 843 | 100 |
| 54 | GROCERY STORES, INCLUDING DELICATESSENS | 91 | 69 | 32 628 | 31 824 | 2 225 | 44 263 | 737 | 86 |
| 541 | MEAT MARKETS, FISH (SEAFODD) MARKETS | 5 | 1 | 231 | (D) | (D) | (D) | (D) | (D) |
| 542 | FRUIT STORES, VEGETABLE MARKETS | 5 | 3 | (D) | (D) | (D) | (D) | (D) | (D) |
| 543 | CANDY, NUT, CONFECTIONERY STORES | 2 | 2 | (D) | (D) | (D) | (D) | (D) | (D) |
| 544 | OTHER FOOD STORES | 15 | 15 | 941 | 941 | 199 | 4 513 | 81 | 5 |
| | AUTOMOTIVE DEALERS | | | | | | | | |
| | TOTAL | 44 | 34 | 23 143 | 22 799 | 2 563 | 48 990 | 559 | 32 |
| | GASOLINE SERVICE STATIONS | | | | | | | | |
| | TOTAL | 111 | 95 | 9 296 | 8 900 | 803 | 17 991 | 278 | 110 |
| | APPAREL, ACCESSORY STORES | | | | | | | | |
| | TOTAL | 59 | 53 | 8 962 | 8 814 | 1 352 | 24 224 | 420 | 42 |
| 56 | MEN'S, BOYS' APPAREL STORES, CUSTOM TAILORS | 17 | 17 | (D) | (D) | (D) | (D) | (D) | (D) |
| 561,567 | WOMEN'S CLOTHING, SPECIALTY STORES | 19 | 17 | 3 432 | 3 416 | 530 | 9 369 | 188 | 10 |
| 562-3,568 | WOMEN'S READY-TO-WEAR STORES | 9 | 9 | 2 964 | 2 964 | 468 | 8 325 | 166 | 5 |
| 562 | WOMEN'S ACCESSORY, SPECIALTY STORES, FURRIERS | 10 | 8 | 468 | 452 | 62 | 1 044 | 22 | 5 |
| 563,568 | FAMILY CLOTHING STORES | 4 | 2 | 698 | (D) | (D) | (D) | (D) | (D) |
| 565 | SHOE STORES | 18 | 16 | 1 699 | 1 643 | 214 | 4 331 | 72 | 9 |
| 566 | OTHER APPAREL, ACCESSORY STORES | 1 | 1 | (D) | (D) | (D) | (D) | (D) | (D) |
| 564,569 | FURNITURE, HOME FURNISHINGS, EQUIPMENT STORES | | | | | | | | |
| | TOTAL | 49 | 35 | (D) | (D) | (D) | (D) | (D) | (D) |
| 57 | FURNITURE, HOME FURNISHINGS STORES | 22 | 16 | (D) | (D) | (D) | (D) | (D) | (D) |
| 571 | HOUSEHOLD APPLIANCE, RADIO, TELEVISION, MUSIC STORES | 27 | 19 | (D) | (D) | (D) | (D) | (D) | (D) |
| 572,573 | EATING, DRINKING PLACES | | | | | | | | |
| | TOTAL | 196 | 168 | 9 702 | 9 352 | 2 170 | 46 103 | 1 043 | 210 |
| 58 | EATING PLACES | 123 | 105 | 7 585 | 7 395 | 1 875 | 38 010 | 884 | 134 |
| 5812 | DRINKING PLACES (ALCOHOLIC BEVERAGES) | 73 | 63 | 2 117 | 1 957 | 295 | 8 093 | 159 | 76 |
| 5813 | DRUG STORES, PROPRIETARY STORES | | | | | | | | |
| | TOTAL | 27 | 25 | 4 907 | 4 889 | 807 | 15 578 | 358 | 19 |
| 59 PT (591) | DRUG STORES | 25 | 25 | 4 889 | 4 889 | 807 | 15 578 | 358 | 17 |
| 591 | PROPRIETARY STORES | 2 | - | 18 | - | - | - | - | 2 |
| | OTHER RETAIL STORES | | | | | | | | |
| | TOTAL | 111 | 85 | (D) | (D) | (D) | (D) | (D) | (D) |
| 59 EX,591 | LIQUOR STORES | 12 | 12 | (D) | (D) | (D) | (D) | (D) | (D) |
| 592 | ANTIQUe STORES, SECONDHAND STORES | 15 | 11 | (D) | (D) | (D) | (D) | (D) | (D) |
| 593 | BOOK, STATIONERY STORES | 2 | 2 | (D) | (D) | (D) | (D) | (D) | (D) |
| 594 | SPORTING GOODS STORES, BICYCLE SHOPS | 5 | 5 | (D) | (D) | (D) | (D) | (D) | (D) |
| 595 | FARM, GARDEN SUPPLY STORES, INCLUDING FEED STORES | 12 | 10 | 1 292 | 1 242 | 103 | 4 252 | 46 | 10 |
| 596 | JEWELRY STORES | 7 | 7 | 1 110 | 1 110 | 176 | 3 293 | 53 | 8 |
| 597 | FUEL, ICE DEALERS | 11 | 7 | 408 | 392 | 74 | 1 244 | 18 | 10 |
| 598 | OTHER STORES | 47 | 31 | 2 395 | 2 185 | 391 | 7 417 | 114 | 52 |
| 599 | NONSTORE RETAILERS* | | | | | | | | |
| | TOTAL | 29 | 11 | 1 180 | 880 | 166 | 3 712 | 55 | 32 |

Standard Notes: - Represents zero. (D) Withheld to avoid disclosure. (NA) Not available. (X) Not applicable.
 *Nonstore retailers, part of SIC major group 53, are shown separately in this table.

TABLE 6. Cities With 500 Establishments or More: 1963-Continued

| SIC code | City and kind of business | Establishments | | Sales | | Payroll, entire year (\$1,000) | Payroll, workweek ended nearest Nov. 15 (dollars) | Paid employees, workweek ended nearest Nov. 15 (number) | Active proprietors of unincorporated businesses (number) |
|-----------------|--|----------------|-----------------------|-------------------------------------|---------------------------------------|--------------------------------|---|---|--|
| | | Total (number) | With payroll (number) | Total, all establishments (\$1,000) | Establishments with payroll (\$1,000) | | | | |
| WATERLOO | | | | | | | | | |
| | RETAIL TRADE, TOTAL | 686 | 542 | 114 155 | 112 237 | 13 985 | 276 552 | 4 510 | 605 |
| | LUMBER, BUILDING MATERIALS, HARDWARE, FARM EQUIPMENT DEALERS | | | | | | | | |
| | TOTAL | 36 | 28 | 5 257 | 5 145 | 659 | 12 693 | 137 | 29 |
| 52 | LUMBER AND OTHER BUILDING MATERIALS DEALERS | 11 | 11 | 2 823 | 2 823 | 323 | 5 841 | 59 | 5 |
| 522-524 | HEATING, PLUMBING, PAINT, ELECTRICAL STORES | 14 | 8 | 672 | (D) | (D) | (D) | (D) | (D) |
| 5251 | HARDWARE STORES | 5 | 5 | 515 | 515 | 63 | 1 231 | 25 | 7 |
| 5252 | FARM EQUIPMENT DEALERS | 6 | 4 | 1 247 | (D) | (D) | (D) | (D) | (D) |
| | GENERAL MERCHANDISE GROUP STORES* | | | | | | | | |
| | TOTAL | 27 | 27 | 19 908 | 19 908 | 2 938 | 56 259 | 968 | 3 |
| 53 PART* | DEPARTMENT STORES | 4 | 4 | 15 916 | 15 916 | 2 287 | 44 719 | 724 | - |
| 533 | LIMITED PRICE VARIETY STORES | 21 | 21 | (D) | (D) | (D) | (D) | (D) | (D) |
| 539 | MISCELLANEOUS GENERAL MERCHANDISE STORES | 2 | 2 | (D) | (D) | (D) | (D) | (D) | (D) |
| | FOOD STORES | | | | | | | | |
| | TOTAL | 81 | 63 | 21 752 | 21 312 | 1 654 | 35 220 | 581 | 85 |
| 54 | GROCERY STORES, INCLUDING DELICATESSENS | 70 | 56 | 21 505 | 21 083 | 1 576 | 33 793 | 556 | 73 |
| 541 | MEAT MARKETS, FISH (SEAFOOD) MARKETS | - | - | - | - | - | - | - | - |
| 542 | FRUIT STORES, VEGETABLE MARKETS | 2 | 2 | (D) | (D) | (D) | (D) | (D) | (D) |
| 543 | CANDY, NUT, CONFECTIONERY STORES | 1 | 1 | (D) | (D) | (D) | (D) | (D) | (D) |
| 544 | OTHER FOOD STORES | 8 | 4 | 208 | 190 | 73 | 1 344 | 22 | 8 |
| | AUTOMOTIVE DEALERS | | | | | | | | |
| | TOTAL | 46 | 36 | 24 209 | 23 927 | 2 342 | 45 222 | 514 | 32 |
| | GASOLINE SERVICE STATIONS | | | | | | | | |
| | TOTAL | 84 | 72 | 8 476 | 8 322 | 752 | 15 052 | 282 | 81 |
| | APPAREL, ACCESSORY STORES | | | | | | | | |
| | TOTAL | 53 | 49 | 7 153 | 7 087 | 1 075 | 22 221 | 366 | 37 |
| 56 | MEN'S, BOYS' APPAREL STORES, CUSTOM TAILORS | 17 | 13 | 2 007 | 1 941 | 251 | 5 660 | 77 | 17 |
| 561,567 | WOMEN'S CLOTHING, SPECIALTY STORES | 23 | 23 | 3 068 | 3 068 | 457 | 9 365 | 182 | 19 |
| 562-3,568 | WOMEN'S READY-TO-WEAR STORES | 17 | 17 | (D) | (D) | (D) | (D) | (D) | (D) |
| 562 | WOMEN'S ACCESSORY, SPECIALTY STORES, FURRIERS | 6 | 6 | (D) | (D) | (D) | (D) | (D) | (D) |
| 563,568 | FAMILY CLOTHING STORES | 1 | 1 | (D) | (D) | (D) | (D) | (D) | (D) |
| 565 | SHOE STORES | 11 | 11 | (D) | (D) | (D) | (D) | (D) | (D) |
| 566 | OTHER APPAREL, ACCESSORY STORES | 1 | 1 | (D) | (D) | (D) | (D) | (D) | (D) |
| 564,569 | FURNITURE, HOME FURNISHINGS, EQUIPMENT STORES | | | | | | | | |
| | TOTAL | 40 | 34 | 6 190 | 6 158 | 1 273 | 21 250 | 282 | 28 |
| 57 | FURNITURE, HOME FURNISHINGS STORES | 23 | 17 | 4 236 | 4 204 | 992 | 15 694 | 203 | 19 |
| 571 | HOUSEHOLD APPLIANCE, RADIO, TELEVISION, MUSIC STORES | 17 | 17 | 1 954 | 1 954 | 281 | 5 556 | 79 | 9 |
| 572,573 | EATING, DRINKING PLACES | | | | | | | | |
| | TOTAL | 127 | 117 | 6 887 | 6 787 | 1 466 | 32 328 | 809 | 149 |
| 58 | EATING PLACES | 90 | 84 | 5 359 | 5 277 | 1 285 | 27 736 | 701 | 107 |
| 5812 | DRINKING PLACES (ALCOHOLIC BEVERAGES) | 37 | 33 | 1 528 | 1 510 | 181 | 4 592 | 108 | 42 |
| 5813 | DRUG STORES, PROPRIETARY STORES | | | | | | | | |
| | TOTAL | 27 | 25 | 5 132 | 5 108 | 666 | 14 300 | 229 | 11 |
| 59PT(591) | DRUG STORES | 27 | 25 | 5 132 | 5 108 | 666 | 14 300 | 229 | 11 |
| 591 | PROPRIETARY STORES | - | - | - | - | - | - | - | - |
| | OTHER RETAIL STORES | | | | | | | | |
| | TOTAL | 113 | 79 | 7 114 | (D) | (D) | (D) | (D) | (D) |
| 59 EX.591 | LIQUOR STORES | 5 | 5 | 1 081 | 1 081 | 55 | 1 225 | 18 | 5 |
| 592 | ANTIQUA STORES, SECONDHAND STORES | 9 | 7 | (D) | (D) | (D) | (D) | (D) | (D) |
| 593 | BOOK, STATIONERY STORES | 5 | 5 | (D) | (D) | (D) | (D) | (D) | (D) |
| 594 | SPORTING GOODS STORES, BICYCLE SHOPS | 14 | 8 | 535 | (D) | (D) | (D) | (D) | (D) |
| 595 | FARM, GARDEN SUPPLY STORES, INCLUDING FEEO STORES | 11 | 7 | 889 | 637 | 72 | 1 470 | 21 | 6 |
| 596 | JEWELRY STORES | 17 | 13 | 910 | 872 | 130 | 2 209 | 40 | 13 |
| 597 | FUEL, ICE DEALERS | 5 | 5 | 1 510 | 1 510 | 253 | 3 345 | 46 | 3 |
| 598 | OTHER STORES | 47 | 29 | 1 743 | 1 553 | 253 | 4 762 | 82 | 50 |
| 599 | NONSTORE RETAILERS* | | | | | | | | |
| | TOTAL | 52 | 12 | 2 077 | (D) | (D) | (D) | (D) | (D) |

Standard Notes: - Represents zero. (D) Withheld to avoid disclosure. (NA) Not available. (X) Not applicable.
 *Nonstore retailers, part of SIC major group 53, are shown separately in this table.

TABLE 7. In-Plant Food Contractors: 1963

| SIC code | Standard metropolitan statistical area and kind of business | Establishments | | Sales | | Payroll, entire year (\$1,000) | Payroll, workweek ended nearest Nov. 15 (dollars) | Paid employees, workweek ended nearest Nov. 15 (number) | Active proprietors of unincorporated businesses (number) |
|-----------|---|----------------|--------------|---------------------------|-----------------------------|--------------------------------|---|---|--|
| | | Total | With payroll | Total, all establishments | Establishments with payroll | | | | |
| | | (number) | (number) | (\$1,000) | (\$1,000) | | | | |
| | <u>IOWA</u> | | | | | | | | |
| 5812 PART | IN-PLANT FOOD CONTRACTORS, TOTAL | 62 | 58 | 5 466 | 5 446 | 1 575 | 31 780 | 720 | 32 |
| | RESTAURANTS, LUNCHROOMS | 23 | 19 | 1 289 | 1 269 | 314 | 5 911 | 124 | 20 |
| | CAFETERIAS | 35 | 35 | 4 064 | 4 064 | 1 227 | 25 309 | 576 | 10 |
| | REFRESHMENT PLACES | 4 | 4 | 113 | 113 | 34 | 560 | 20 | 2 |
| | <u>CEDAR RAPIDS SMSA</u> | | | | | | | | |
| 5812 PART | IN-PLANT FOOD CONTRACTORS, TOTAL | 4 | 4 | 997 | 997 | 255 | 4 537 | 78 | 3 |
| | CAFETERIAS | 3 | 3 | (D) | (D) | (D) | (D) | (D) | (D) |
| | REFRESHMENT PLACES | 1 | 1 | (D) | (D) | (D) | (D) | (D) | (D) |
| | <u>DAVENPORT-ROCK ISLAND-MOLINE, IOWA-ILL., SMSA</u> | | | | | | | | |
| 5812 PART | IN-PLANT FOOD CONTRACTORS, TOTAL | 10 | 10 | 1 292 | 1 292 | 339 | 7 120 | 120 | 5 |
| | RESTAURANTS, LUNCHROOMS | 5 | 5 | 812 | 812 | 179 | 3 798 | 58 | 4 |
| | CAFETERIAS | 5 | 5 | 480 | 480 | 160 | 3 322 | 62 | 1 |
| | <u>DES MOINES SMSA</u> | | | | | | | | |
| 5812 PART | IN-PLANT FOOD CONTRACTORS, TOTAL | 15 | 15 | 1 216 | 1 216 | 459 | 8 215 | 175 | 8 |
| | RESTAURANTS, LUNCHROOMS | 6 | 6 | (D) | (D) | (D) | (D) | (D) | (D) |
| | CAFETERIAS | 7 | 7 | 689 | 689 | 268 | 4 939 | 108 | 1 |
| | REFRESHMENT PLACES | 2 | 2 | (D) | (D) | (D) | (D) | (D) | (D) |
| | <u>DUBUQUE SMSA</u> | | | | | | | | |
| 5812 PART | IN-PLANT FOOD CONTRACTORS, TOTAL | 2 | 2 | (D) | (D) | (D) | (D) | (D) | (D) |
| | CAFETERIAS | 2 | 2 | (D) | (D) | (D) | (D) | (D) | (D) |
| | <u>OMAHA, NEBR.-IOWA, SMSA</u> | | | | | | | | |
| 5812 PART | IN-PLANT FOOD CONTRACTORS, TOTAL | 11 | 11 | 341 | 341 | 66 | 1 016 | 25 | 4 |
| | RESTAURANTS, LUNCHROOMS | 3 | 3 | (D) | (D) | (D) | (D) | (D) | (D) |
| | CAFETERIAS | 2 | 2 | (D) | (D) | (D) | (D) | (D) | (D) |
| | REFRESHMENT PLACES | 6 | 6 | 123 | 123 | 12 | 198 | 7 | 1 |
| | <u>SIOUX CITY, IOWA-NEBR., SMSA</u> | | | | | | | | |
| 5812 PART | IN-PLANT FOOD CONTRACTORS, TOTAL | 3 | 1 | 25 | (D) | (D) | (D) | (D) | (D) |
| | RESTAURANTS, LUNCHROOMS | 3 | 1 | 25 | (D) | (D) | (D) | (D) | (D) |
| | <u>WATERLOO SMSA</u> | | | | | | | | |
| 5812 PART | IN-PLANT FOOD CONTRACTORS, TOTAL | 2 | 2 | (D) | (D) | (D) | (D) | (D) | (D) |
| | CAFETERIAS | 2 | 2 | (D) | (D) | (D) | (D) | (D) | (D) |

Standard Notes: - Represents zero. (D) Withheld to avoid disclosure. (NA) Not available. (X) Not applicable.

TABLE 8. Commissaries, Exchanges, and Eating and Drinking Places Operated for Military Personnel by the U. S. Department of Defense: 1963

[These data were collected by the Department of Defense and are not included in any of the tabulations of the 1963 Census of Business]

| County | Sales | Civilian payroll, entire year | Civilian employees, workweek ended nearest Nov. 15 | Civilian payroll, workweek ended nearest Nov. 15 | Sales | Civilian payroll, entire year | Civilian employees, workweek ended nearest Nov. 15 | Civilian payroll, workweek ended nearest Nov. 15 |
|-----------------------|-----------|-------------------------------|--|--|----------------------------|-------------------------------|--|--|
| | (\$1,000) | (\$1,000) | (number) | (dollars) | (\$1,000) | (\$1,000) | (number) | (dollars) |
| | TOTAL | | | | COMMISSARIES | | | |
| IOWA, TOTAL | 650 | 37 | 13 | 816 | 609 | 31 | 7 | 639 |
| POLK | 41 | 6 | 6 | 177 | - | - | - | - |
| WOODBURY | 609 | 31 | 7 | 639 | 609 | 31 | 7 | 639 |
| | EXCHANGES | | | | EATING AND DRINKING PLACES | | | |
| IOWA, TOTAL | - | - | - | - | 41 | 6 | 6 | 177 |
| POLK | - | - | - | - | 41 | 6 | 6 | 177 |
| WOODBURY | - | - | - | - | - | - | - | - |

Standard Notes: - Represents zero. (D) Withheld to avoid disclosure. (NA) Not available. (X) Not applicable.

TABLE 9. Counties; Cities of 2,500 Inhabitants or More: 1958

| County and city | Establishments | | Sales | | Payroll, entire year (\$1,000) | County and city | Establishments | | Sales | | Payroll, entire year (\$1,000) |
|-------------------------------|----------------|-----------------------|-------------------------------------|---------------------------------------|--------------------------------|-------------------------------|----------------|-----------------------|-------------------------------------|---------------------------------------|--------------------------------|
| | Total (number) | With payroll (number) | Total, all establishments (\$1,000) | Establishments with payroll (\$1,000) | | | Total (number) | With payroll (number) | Total, all establishments (\$1,000) | Establishments with payroll (\$1,000) | |
| IOWA TOTAL | 33 498 | 23 994 | 3 366 964 | 3 185 062 | 310 540 | OALLAS COUNTY | 343 | 257 | 28 436 | 26 866 | 2 152 |
| ADAIR COUNTY | 145 | 107 | 10 870 | 10 218 | 763 | PERRY | 111 | 99 | 14 292 | 13 946 | 1 173 |
| ADAMS COUNTY | 98 | 66 | 7 194 | 6 622 | 535 | REMAINDER OF COUNTY | 232 | 158 | 14 144 | 12 920 | 979 |
| ALLAMAKEE COUNTY | 239 | 165 | 18 242 | 16 770 | 1 226 | DAVIS COUNTY | 124 | 90 | 8 578 | 7 864 | 615 |
| WAUKON | 90 | 76 | 9 108 | 8 824 | 663 | BLOOMFIELD | 76 | 70 | 6 652 | 6 558 | 511 |
| REMAINDER OF COUNTY | 149 | 89 | 9 134 | 7 946 | 563 | REMAINDER OF COUNTY | 48 | 20 | 1 926 | 1 306 | 104 |
| APPANOOSE COUNTY | 244 | 158 | 15 011 | 13 341 | 1 249 | DECATUR COUNTY | 159 | 99 | 10 933 | 9 975 | 828 |
| CENTERVILLE | 140 | 108 | 11 198 | 10 412 | 986 | OELAWARE COUNTY | 208 | 146 | 17 401 | 16 151 | 1 307 |
| REMAINDER OF COUNTY | 104 | 50 | 3 813 | 2 929 | 263 | MANCHESTER | 102 | 86 | 11 137 | 10 907 | 933 |
| AUDUBON COUNTY | 155 | 109 | 12 926 | 12 194 | 937 | REMAINDER OF COUNTY | 106 | 60 | 6 264 | 5 244 | 374 |
| AUDUBON | 68 | 62 | 7 898 | 7 818 | 602 | OES MOINES COUNTY | 484 | 344 | 52 945 | 50 190 | 6 010 |
| REMAINDER OF COUNTY | 87 | 47 | 5 028 | 4 376 | 335 | BURLINGTON | 381 | 277 | 46 703 | 44 963 | 5 573 |
| BENTON COUNTY | 348 | 226 | 29 520 | 27 004 | 2 278 | REMAINDER OF COUNTY | 103 | 67 | 6 243 | 5 227 | 437 |
| BELLE PLAINE | 68 | 56 | 5 445 | 5 201 | 449 | OICKINSON COUNTY | 250 | 170 | 15 602 | 14 134 | 1 251 |
| VINTON | 98 | 82 | 11 173 | 10 863 | 1 027 | OUBUQUE COUNTY | 823 | 577 | 96 244 | 91 886 | 9 790 |
| REMAINDER OF COUNTY | 182 | 88 | 12 902 | 10 940 | 802 | OUBUQUE | 538 | 400 | 73 138 | 70 916 | 8 262 |
| BLACK HAWK COUNTY | 1 076 | 836 | 144 811 | 140 425 | 15 318 | REMAINDER OF COUNTY | 285 | 177 | 23 106 | 20 970 | 1 528 |
| CEGAR FALLS | 201 | 153 | 19 946 | 19 190 | 1 866 | EMMET COUNTY | 207 | 145 | 17 846 | 16 776 | 1 555 |
| EVANS DALE | 35 | 27 | 2 895 | 2 791 | 212 | ESTHERVILLE | 124 | 96 | 13 335 | 12 733 | 1 292 |
| WATERLOO | 694 | 562 | 110 629 | 108 181 | 12 523 | REMAINDER OF COUNTY | 83 | 49 | 4 511 | 4 043 | 263 |
| REMAINDER OF COUNTY | 146 | 94 | 11 341 | 10 263 | 717 | FAYETTE COUNTY | 410 | 288 | 33 239 | 30 953 | 2 695 |
| BOONE COUNTY | 344 | 248 | 29 537 | 27 945 | 2 623 | OELWEIN | 124 | 106 | 16 022 | 15 772 | 1 608 |
| BOONE | 183 | 147 | 18 719 | 18 211 | 1 918 | REMAINDER OF COUNTY | 286 | 182 | 17 217 | 15 181 | 1 087 |
| REMAINDER OF COUNTY | 161 | 101 | 10 818 | 9 734 | 705 | FLOYO COUNTY | 259 | 183 | 23 124 | 21 450 | 1 962 |
| BREMER COUNTY | 262 | 182 | 25 520 | 24 038 | 2 266 | CHARLES CITY | 160 | 126 | 17 767 | 16 907 | 1 655 |
| WAVERLY | 101 | 77 | 12 031 | 11 677 | 1 268 | REMAINDER OF COUNTY | 99 | 57 | 5 357 | 4 543 | 307 |
| REMAINDER OF COUNTY | 161 | 105 | 13 489 | 12 361 | 998 | FRANKLIN COUNTY | 205 | 155 | 19 346 | 18 274 | 1 278 |
| BUCHANAN COUNTY | 268 | 182 | 19 341 | 17 619 | 1 418 | HAMPTON | 98 | 86 | 10 886 | 10 608 | 842 |
| INDEPENDENCE | 106 | 86 | 9 844 | 9 510 | 865 | REMAINDER OF COUNTY | 107 | 69 | 8 460 | 7 666 | 436 |
| REMAINDER OF COUNTY | 162 | 96 | 9 497 | 8 109 | 553 | FREMONT COUNTY | 166 | 104 | 9 122 | 8 148 | 585 |
| BUENA VISTA COUNTY | 330 | 242 | 28 129 | 26 627 | 2 262 | GREENE COUNTY | 227 | 159 | 19 553 | 17 955 | 1 283 |
| STORM LAKE | 137 | 119 | 17 847 | 17 613 | 1 594 | JEFFERSON | 99 | 89 | 11 974 | 11 706 | 904 |
| REMAINDER OF COUNTY | 193 | 123 | 10 282 | 9 014 | 668 | REMAINDER OF COUNTY | 128 | 70 | 7 579 | 6 249 | 379 |
| BUTLER COUNTY | 283 | 191 | 22 533 | 20 811 | 1 343 | GRUNGY COUNTY | 204 | 156 | 17 793 | 17 101 | 1 209 |
| CALHOUN COUNTY | 277 | 181 | 18 250 | 16 268 | 1 073 | GUTHRIE COUNTY | 229 | 143 | 14 527 | 12 847 | 993 |
| CARROLL COUNTY | 376 | 282 | 32 856 | 30 862 | 2 532 | HAMILTON COUNTY | 273 | 215 | 25 880 | 24 588 | 2 219 |
| CARROLL | 145 | 121 | 18 089 | 17 569 | 1 595 | WEBSTER CITY | 126 | 116 | 16 515 | 16 387 | 1 650 |
| REMAINDER OF COUNTY | 231 | 161 | 14 767 | 13 293 | 937 | REMAINDER OF COUNTY | 147 | 99 | 9 365 | 8 201 | 569 |
| CASS COUNTY | 305 | 219 | 26 816 | 24 650 | 2 200 | HANCOCK COUNTY | 216 | 152 | 16 313 | 15 087 | 1 091 |
| ATLANTIC | 144 | 118 | 16 623 | 15 931 | 1 581 | HAROLD COUNTY | 380 | 268 | 32 538 | 30 226 | 2 456 |
| REMAINDER OF COUNTY | 161 | 101 | 10 193 | 8 719 | 619 | ELOORA | 74 | 58 | 7 093 | 6 791 | 508 |
| CEAR COUNTY | 297 | 195 | 25 866 | 23 776 | 1 842 | IOWA FALLS | 109 | 87 | 12 280 | 11 784 | 1 089 |
| TIPTON | 71 | 61 | 9 853 | 9 551 | 718 | REMAINDER OF COUNTY | 197 | 123 | 13 165 | 11 651 | 859 |
| REMAINDER OF COUNTY | 226 | 134 | 16 013 | 14 225 | 1 124 | HARRISON COUNTY | 287 | 185 | 17 955 | 16 429 | 1 375 |
| CERRO GOROD COUNTY | 601 | 463 | 74 047 | 71 263 | 7 658 | MISSOURI VALLEY | 79 | 59 | 6 133 | 5 935 | 528 |
| CLEAR LAKE | 91 | 75 | 8 371 | 8 095 | 618 | REMAINDER OF COUNTY | 208 | 126 | 11 822 | 10 494 | 847 |
| MASON CITY | 383 | 311 | 57 353 | 55 749 | 6 235 | HENRY COUNTY | 262 | 180 | 21 927 | 20 425 | 1 766 |
| REMAINDER OF COUNTY | 127 | 77 | 8 323 | 7 419 | 607 | MOUNT PLEASANT | 105 | 83 | 10 564 | 10 196 | 1 041 |
| CHEROKEE COUNTY | 228 | 164 | 22 154 | 20 876 | 1 763 | REMAINDER OF COUNTY | 157 | 97 | 11 363 | 10 229 | 725 |
| CHEROKEE | 108 | 94 | 13 846 | 13 536 | 1 314 | HOWARD COUNTY | 198 | 136 | 15 102 | 13 870 | 1 089 |
| REMAINDER OF COUNTY | 120 | 70 | 8 308 | 7 340 | 449 | CRESO | 84 | 66 | 8 558 | 8 310 | 740 |
| CHICKASAW COUNTY | 209 | 151 | 16 220 | 14 994 | 1 214 | REMAINDER OF COUNTY | 114 | 70 | 6 544 | 5 560 | 349 |
| NEW HAMPTON | 78 | 72 | 8 174 | 8 116 | 694 | HUMBOLOT COUNTY | 217 | 147 | 18 142 | 16 730 | 1 381 |
| REMAINDER OF COUNTY | 131 | 79 | 8 046 | 6 878 | 520 | HUMBOLOT | 92 | 76 | 9 870 | 9 528 | 840 |
| CLARKE COUNTY | 117 | 87 | 10 788 | 10 300 | 738 | REMAINDER OF COUNTY | 125 | 71 | 8 272 | 7 202 | 541 |
| OSCEOLA | 81 | 67 | 9 107 | 8 839 | 644 | IOA COUNTY | 177 | 117 | 12 029 | 11 211 | 810 |
| REMAINDER OF COUNTY | 36 | 20 | 1 681 | 1 461 | 94 | IOWA COUNTY | 224 | 168 | 20 556 | 19 474 | 1 674 |
| CLAY COUNTY | 251 | 183 | 25 113 | 23 923 | 2 387 | JACKSON COUNTY | 291 | 197 | 25 284 | 23 436 | 1 988 |
| SPENCER | 146 | 126 | 20 589 | 20 137 | 2 062 | MAQUOKETA | 127 | 103 | 13 879 | 13 557 | 1 233 |
| REMAINDER OF COUNTY | 105 | 57 | 4 524 | 3 786 | 325 | REMAINDER OF COUNTY | 164 | 94 | 11 405 | 9 879 | 755 |
| CLAYTON COUNTY | 378 | 220 | 24 067 | 20 999 | 1 413 | JASPER COUNTY | 386 | 276 | 38 657 | 36 787 | 3 335 |
| CLINTON COUNTY | 684 | 464 | 74 463 | 70 489 | 7 464 | NEWTON | 193 | 145 | 26 017 | 25 221 | 2 561 |
| CLINTON | 392 | 298 | 50 739 | 48 941 | 5 473 | REMAINDER OF COUNTY | 193 | 131 | 12 640 | 11 566 | 774 |
| OE WITT | 70 | 58 | 7 203 | 7 127 | 670 | JEFFERSON COUNTY | 201 | 137 | 18 248 | 16 950 | 1 385 |
| REMAINDER OF COUNTY | 222 | 108 | 16 521 | 14 421 | 1 321 | FAIRFIELD | 137 | 101 | 12 842 | 12 150 | 1 095 |
| CRAWFORD COUNTY | 273 | 191 | 19 576 | 18 108 | 1 534 | REMAINDER OF COUNTY | 64 | 36 | 5 406 | 4 800 | 290 |
| OEINSON | 111 | 95 | 11 638 | 11 276 | 1 019 | | | | | | |
| REMAINDER OF COUNTY | 162 | 96 | 7 938 | 6 832 | 515 | | | | | | |

Standard Notes: - Represents zero. (D) Withheld to avoid disclosure. (NA) Not available. (X) Not applicable.

TABLE 10. Standard Metropolitan Statistical Areas: 1958

[Data are based on 1964 SMSA definitions]

| SIC code | Kind of business | Establishments | | Sales | | Establishments | | Sales | |
|-----------|--|-------------------------|--------------------------|--|--|---|--------------------------|--|--|
| | | Total (number) | With payroll (number) | Total, all establishments (\$1,000) | Establishments with payroll (\$1,000) | Total (number) | With payroll (number) | Total, all establishments (\$1,000) | Establishments with payroll (\$1,000) |
| | | CEDAR RAPIDS SMSA | | | | DAVENPORT-ROCK ISLAND-MOLINE, IOWA-ILL., SMSA | | | |
| | RETAIL TRADE, TOTAL | 1 142 | 858 | 180 967 | 175 097 | 3 263 | 2 347 | 391 526 | 371 760 |
| 52 | LUMBER, BLDG MATLS, HOME, FARM EQUIP., DEALERS | 97 | 75 | 16 327 | 16 069 | 218 | 166 | 34 844 | 33 524 |
| 53 PART* | GENERAL MERCHANDISE GROUP STORES* | 34 | 26 | 17 451 | 17 373 | 95 | 67 | 47 823 | 47 019 |
| 54 | FOOD STORES | 180 | 122 | 42 169 | 40 181 | 456 | 298 | 87 007 | 82 307 |
| 55 EX.554 | AUTOMOTIVE DEALERS | 51 | 51 | 29 588 | 29 588 | 200 | 146 | 60 167 | 58 533 |
| 55PT(554) | GASOLINE SERVICE STATIONS | 168 | 136 | 13 958 | 13 018 | 387 | 295 | 28 606 | 26 016 |
| 56 | APPAREL, ACCESSORY STORES | 59 | 55 | 15 558 | 15 496 | 178 | 152 | 20 565 | 20 093 |
| 57 | FURNITURE, HOME FURNISHINGS, EQUIPMENT STORES | 68 | 56 | 10 831 | 10 665 | 189 | 141 | 21 482 | 20 654 |
| 58 | EATING, DRINKING PLACES | 241 | 195 | 11 346 | 10 358 | 862 | 662 | 35 612 | 31 750 |
| 59PT(591) | DRUG STORES, PROPRIETARY STORES | 25 | 23 | 6 340 | (D) | 96 | 88 | 13 945 | (D) |
| 59 EX.591 | OTHER RETAIL STORES | 152 | 108 | 15 986 | 15 168 | 421 | 297 | 32 585 | 30 761 |
| 53 PART* | NONSTORE RETAILERS* | 67 | 11 | 1 413 | (D) | 161 | 35 | 8 890 | (D) |
| | | DES MOINES SMSA | | | | DUBUQUE SMSA | | | |
| | RETAIL TRADE, TOTAL | 2 644 | 1 938 | 374 087 | 361 501 | 823 | 577 | 96 244 | 91 886 |
| 52 | LUMBER, BLDG MATLS, HOME, FARM EQUIP., DEALERS | 164 | 124 | 25 215 | 24 573 | 58 | 46 | 9 325 | 9 021 |
| 53 PART* | GENERAL MERCHANDISE GROUP STORES* | 85 | 61 | 51 097 | 50 707 | 22 | 18 | 15 509 | 15 467 |
| 54 | FOOD STORES | 419 | 273 | 81 581 | 77 859 | 138 | 76 | 20 556 | 19 276 |
| 55 EX.554 | AUTOMOTIVE DEALERS | 136 | 110 | 64 904 | 63 956 | 37 | 33 | 12 613 | 12 543 |
| 55PT(554) | GASOLINE SERVICE STATIONS | 371 | 303 | 27 123 | 25 697 | 89 | 65 | 7 341 | 6 629 |
| 56 | APPAREL, ACCESSORY STORES | 148 | 136 | 24 561 | 24 359 | 39 | 37 | 4 025 | (D) |
| 57 | FURNITURE, HOME FURNISHINGS, EQUIPMENT STORES | 170 | 122 | 21 671 | 20 997 | 39 | 35 | 5 132 | 5 072 |
| 58 | EATING, DRINKING PLACES | 572 | 476 | 24 405 | 22 935 | 226 | 166 | 6 978 | 6 114 |
| 59PT(591) | DRUG STORES, PROPRIETARY STORES | 98 | 92 | 14 233 | 14 117 | 19 | 17 | 3 013 | (D) |
| 59 EX.591 | OTHER RETAIL STORES | 306 | 202 | 31 378 | 29 588 | 119 | 79 | 10 997 | 10 495 |
| 53 PART* | NONSTORE RETAILERS* | 175 | 39 | 7 919 | 6 713 | 37 | 5 | 755 | 299 |
| | | OMAHA, NEBR.-IOWA, SMSA | | | | SIOUX CITY, IOWA-NEBR., SMSA | | | |
| | RETAIL TRADE, TOTAL | 3 694 | 2 762 | 548 908 | 529 382 | 1 229 | 935 | 162 805 | 156 925 |
| 52 | LUMBER, BLDG MATLS, HOME, FARM EQUIP., DEALERS | 250 | 196 | 44 259 | 42 927 | 100 | 82 | 13 277 | 12 933 |
| 53 PART* | GENERAL MERCHANDISE GROUP STORES* | 89 | 63 | 69 396 | 68 806 | 38 | 30 | 26 865 | 26 579 |
| 54 | FOOD STORES | 628 | 416 | 121 439 | 115 757 | 196 | 146 | 35 885 | 34 425 |
| 55 EX.554 | AUTOMOTIVE DEALERS | 181 | 135 | 94 329 | 92 821 | 54 | 48 | (D) | 26 884 |
| 55PT(554) | GASOLINE SERVICE STATIONS | 462 | 394 | 38 113 | 35 875 | 165 | 123 | 11 121 | 10 131 |
| 56 | APPAREL, ACCESSORY STORES | 214 | 164 | 32 325 | 31 595 | 63 | 55 | (D) | (D) |
| 57 | FURNITURE, HOME FURNISHINGS, EQUIPMENT STORES | 191 | 135 | 33 608 | 32 700 | 76 | 54 | 7 351 | 7 047 |
| 58 | EATING, DRINKING PLACES | 861 | 727 | 47 853 | 45 437 | 268 | 226 | 11 535 | 10 851 |
| 59PT(591) | DRUG STORES, PROPRIETARY STORES | 151 | 143 | 19 935 | 19 725 | 42 | 36 | 5 685 | (D) |
| 59 EX.591 | OTHER RETAIL STORES | 512 | 360 | 40 942 | 38 354 | 178 | 124 | 12 984 | 12 054 |
| 53 PART* | NONSTORE RETAILERS* | 155 | 29 | 6 709 | 5 385 | 49 | 11 | (D) | 1 507 |
| | | WATERLOO SMSA | | | | | | | |
| | RETAIL TRADE, TOTAL | 1 076 | 836 | 144 811 | 140 425 | | | | |
| 52 | LUMBER, BLDG MATLS, HOME, FARM EQUIP., DEALERS | 90 | 74 | 13 466 | 13 084 | | | | |
| 53 PART* | GENERAL MERCHANDISE GROUP STORES* | 21 | 17 | 17 558 | 17 386 | | | | |
| 54 | FOOD STORES | 146 | 112 | 32 853 | 32 127 | | | | |
| 55 EX.554 | AUTOMOTIVE DEALERS | 64 | 54 | 25 088 | 24 964 | | | | |
| 55PT(554) | GASOLINE SERVICE STATIONS | 146 | 120 | 10 552 | 9 738 | | | | |
| 56 | APPAREL, ACCESSORY STORES | 71 | 63 | 8 473 | 8 333 | | | | |
| 57 | FURNITURE, HOME FURNISHINGS, EQUIPMENT STORES | 62 | 50 | 7 244 | 7 168 | | | | |
| 58 | EATING, DRINKING PLACES | 212 | 188 | 8 809 | 8 299 | | | | |
| 59PT(591) | DRUG STORES, PROPRIETARY STORES | 35 | 33 | 4 434 | (D) | | | | |
| 59 EX.591 | OTHER RETAIL STORES | 171 | 115 | 13 840 | 12 728 | | | | |
| 53 PART* | NONSTORE RETAILERS* | 58 | 10 | 2 494 | (D) | | | | |

Standard Notes: - Represents zero. (D) Withheld to avoid disclosure. (NA) Not available. (X) Not applicable.
*Nonstore retailers, part of SIC major group 53, are shown separately in this table.

TABLE 11. Counties with 500 Establishments or More: 1958

| SIC code | Kind of business | Establishments | | Sales | | Establishments | | Sales | |
|-----------|---|--------------------|-----------------------------|--|--|----------------------|-----------------------------|--|--|
| | | Total (number) | With payroll (number) | Total, all establish- ments (\$1,000) | Establish- ments with payroll (\$1,000) | Total (number) | With payroll (number) | Total, all establish- ments (\$1,000) | Establish- ments with payroll (\$1,000) |
| | | CERRO GORDO COUNTY | | | | CLINTON COUNTY | | | |
| | RETAIL TRADE, TOTAL | 601 | 463 | 74 047 | 71 263 | 684 | 464 | 74 463 | 70 489 |
| 52 | LUMBER, BLDG MATLS, HDWE, FARM EQUIP. DEALERS | 55 | 47 | 8 203 | 8 013 | 51 | 49 | 9 116 | (D) |
| 53 PART * | GENERAL MERCHANDISE GROUP STORES* | 16 | 14 | 6 027 | (D) | 36 | 20 | 8 559 | 8 405 |
| 54 | FOOD STORES | 82 | 58 | 13 842 | 13 370 | 101 | 57 | 13 868 | 12 796 |
| 55 EX.554 | AUTOMOTIVE DEALERS. | 35 | 29 | 13 883 | 13 691 | 32 | 32 | 12 316 | 12 316 |
| 55PT(554) | GASOLINE SERVICE STATIONS | 87 | 63 | 5 634 | 4 858 | 83 | 55 | 4 972 | 4 402 |
| 56 | APPAREL, ACCESSORY STORES | 41 | 39 | 6 317 | (D) | 34 | 30 | 2 888 | 2 848 |
| 57 | FURNITURE, HOME FURNISHINGS, EQUIPMENT STORES | 41 | 29 | 4 886 | 4 716 | 50 | 34 | 3 275 | 2 929 |
| 58 | EATING, DRINKING PLACES | 115 | 93 | 3 765 | 3 419 | 153 | 103 | 4 700 | 3 766 |
| 59PT(591) | DRUG STORES, PROPRIETARY STORES | 13 | 13 | 2 436 | 2 436 | 14 | 12 | 1 778 | (D) |
| 59 EX.591 | OTHER RETAIL STORES | 96 | 72 | 8 604 | 8 168 | 97 | 69 | 10 933 | 10 571 |
| 53 PART * | NONSTORE RETAILERS* | 20 | 6 | 450 | 310 | 33 | 3 | 2 058 | (D) |
| | | LEE COUNTY | | | | POTTAWATTAMIE COUNTY | | | |
| | RETAIL TRADE, TOTAL | 528 | 396 | 46 800 | 43 370 | 690 | 522 | 75 070 | 72 110 |
| 52 | LUMBER, BLDG MATLS, HDWE, FARM EQUIP. DEALERS | 55 | 37 | 6 298 | 5 178 | 62 | 56 | 8 598 | 8 508 |
| 53 PART * | GENERAL MERCHANDISE GROUP STORES* | 19 | 15 | 4 431 | 4 367 | 23 | 17 | 5 058 | 4 928 |
| 54 | FOOD STORES | 80 | 54 | 9 261 | 8 789 | 112 | 72 | 20 128 | 19 226 |
| 55 EX.554 | AUTOMOTIVE DEALERS. | 31 | 25 | 8 586 | 8 266 | 37 | 33 | 11 703 | 11 611 |
| 55PT(554) | GASOLINE SERVICE STATIONS | 56 | 42 | 3 469 | 3 099 | 104 | 86 | 8 731 | 8 161 |
| 56 | APPAREL, ACCESSORY STORES | 44 | 40 | 3 538 | 3 486 | 29 | 23 | 3 582 | 3 478 |
| 57 | FURNITURE, HOME FURNISHINGS, EQUIPMENT STORES | 38 | 26 | 2 384 | 2 168 | 32 | 26 | 2 529 | 2 529 |
| 58 | EATING, DRINKING PLACES | 104 | 86 | 2 793 | 2 495 | 162 | 126 | 5 600 | 5 182 |
| 59PT(591) | DRUG STORES, PROPRIETARY STORES | 14 | 14 | 1 454 | 1 454 | 26 | 26 | 3 131 | 3 131 |
| 59 EX.591 | OTHER RETAIL STORES | 72 | 54 | 3 963 | (D) | 86 | 54 | (D) | (D) |
| 53 PART * | NONSTORE RETAILERS* | 15 | 3 | 623 | (D) | 17 | 3 | (D) | (D) |
| | | SCOTT COUNTY | | | | STORY COUNTY | | | |
| | RETAIL TRADE, TOTAL | 1 080 | 804 | 155 230 | 149 668 | 529 | 405 | 56 689 | 54 185 |
| 52 | LUMBER, BLDG MATLS, HDWE, FARM EQUIP. DEALERS | 63 | 57 | 12 157 | 12 093 | 66 | 54 | 7 588 | 7 374 |
| 53 PART * | GENERAL MERCHANDISE GROUP STORES* | 28 | 16 | 24 677 | 24 395 | 17 | 13 | 3 817 | 3 701 |
| 54 | FOOD STORES | 162 | 116 | 32 857 | 31 357 | 63 | 49 | 14 826 | 14 388 |
| 55 EX.554 | AUTOMOTIVE DEALERS. | 43 | 37 | 23 009 | 22 753 | 22 | 22 | 7 539 | 7 539 |
| 55PT(554) | GASOLINE SERVICE STATIONS | 122 | 104 | 10 067 | 9 387 | 85 | 65 | 6 136 | 5 520 |
| 56 | APPAREL, ACCESSORY STORES | 52 | 48 | 9 950 | 9 882 | 39 | 31 | 2 783 | 2 623 |
| 57 | FURNITURE, HOME FURNISHINGS, EQUIPMENT STORES | 62 | 50 | 9 609 | 9 393 | 31 | 23 | 2 467 | 2 397 |
| 58 | EATING, DRINKING PLACES | 299 | 227 | 13 224 | 12 018 | 105 | 85 | 3 256 | 2 912 |
| 59PT(591) | DRUG STORES, PROPRIETARY STORES | 34 | 34 | 5 305 | 5 305 | 16 | 16 | (D) | (D) |
| 59 EX.591 | OTHER RETAIL STORES | 138 | 98 | 11 342 | 10 692 | 59 | 45 | 5 840 | 5 638 |
| 53 PART * | NONSTORE RETAILERS* | 77 | 17 | 3 033 | 2 393 | 26 | 2 | (D) | (D) |
| | | WEBSTER COUNTY | | | | WOODBURY COUNTY | | | |
| | RETAIL TRADE, TOTAL | 514 | 382 | 62 212 | 59 536 | 1 101 | 835 | 149 576 | 144 356 |
| 52 | LUMBER, BLDG MATLS, HDWE, FARM EQUIP. DEALERS | 49 | 43 | 6 771 | 6 585 | 89 | 75 | 12 483 | 12 203 |
| 53 PART * | GENERAL MERCHANDISE GROUP STORES* | 20 | 10 | 8 689 | 8 489 | 31 | 25 | 26 113 | 25 961 |
| 54 | FOOD STORES | 76 | 46 | 12 478 | 11 652 | 175 | 125 | 31 358 | 29 898 |
| 55 EX.554 | AUTOMOTIVE DEALERS. | 25 | 25 | 9 574 | 9 574 | 51 | 45 | 25 681 | 25 519 |
| 55PT(554) | GASOLINE SERVICE STATIONS | 65 | 49 | 4 588 | 4 078 | 148 | 108 | 9 879 | 8 949 |
| 56 | APPAREL, ACCESSORY STORES | 29 | 27 | 3 704 | (D) | 61 | 53 | 8 990 | 8 838 |
| 57 | FURNITURE, HOME FURNISHINGS, EQUIPMENT STORES | 37 | 27 | 2 741 | 2 651 | 65 | 45 | 6 553 | 6 263 |
| 58 | EATING, DRINKING PLACES | 104 | 88 | 4 571 | 4 245 | 235 | 201 | 9 795 | 9 285 |
| 59PT(591) | DRUG STORES, PROPRIETARY STORES | 10 | 10 | 2 382 | 2 382 | 38 | 32 | 5 387 | 5 219 |
| 59 EX.591 | OTHER RETAIL STORES | 78 | 54 | 6 305 | 5 989 | 161 | 115 | 11 464 | 10 714 |
| 53 PART * | NONSTORE RETAILERS* | 21 | 3 | 409 | (D) | 47 | 11 | 1 873 | 1 507 |


Standard Notes: — Represents zero. (D) Withheld to avoid disclosure. (NA) Not available. (X) Not applicable.
 *Nonstore retailers, part of SIC major group 53, are shown separately in this table.

BLACK HAWK COUNTY coextensive with Waterloo SMSA, see Table 10.
 DUBUQUE COUNTY coextensive with Dubuque SMSA, see Table 10.
 LINN COUNTY coextensive with Cedar Rapids SMSA, see Table 10.
 POLK COUNTY coextensive with Des Moines SMSA, see Table 10.

TABLE 12. Cities with 500 Establishments or More: 1958

| SIC code | Kind of business | Establishments | | Sales | | Establishments | | Sales | |
|--------------|---|----------------|-----------------------|-------------------------------------|---------------------------------------|----------------|-----------------------|-------------------------------------|---------------------------------------|
| | | Total (number) | With payroll (number) | Total, all establishments (\$1,000) | Establishments with payroll (\$1,000) | Total (number) | With payroll (number) | Total, all establishments (\$1,000) | Establishments with payroll (\$1,000) |
| CEDAR RAPIDS | | | | | | | | | |
| | RETAIL TRADE: TOTAL | 778 | 600 | 149 864 | 145 724 | 792 | 622 | 127 270 | 124 184 |
| 52 | LUMBER, BLDG MATLS, HOME, FARM EQUIP. DEALERS | 49 | 35 | 9 419 | 9 271 | 31 | 27 | 5 984 | 5 952 |
| 53 PART* | GENERAL MERCHANOISE GROUP STORES* | 17 | 17 | 16 842 | 16 842 | 18 | 14 | 24 257 | (D) |
| 54 | FOOD STORES | 128 | 84 | 35 754 | 34 040 | 119 | 91 | 25 955 | 25 165 |
| 55 EX.554 | AUTOMOTIVE DEALERS | 34 | 34 | 26 097 | 26 097 | 28 | 26 | 20 213 | (D) |
| 55PT(554) | GASOLINE SERVICE STATIONS | 109 | 93 | 10 224 | 9 670 | 91 | 79 | 7 170 | 6 842 |
| 56 | APPAREL, ACCESSORY STORES | 47 | 47 | 14 997 | 14 997 | 49 | 45 | 9 680 | 9 612 |
| 57 | FURNITURE, HOME FURNISHINGS, EQUIPMENT STORES | 54 | 46 | 10 137 | 10 031 | 53 | 47 | 8 785 | 8 629 |
| 58 | EATING, DRINKING PLACES | 169 | 141 | 8 745 | 8 085 | 216 | 176 | 10 604 | 9 814 |
| 59PT(591) | DRUG STORES, PROPRIETARY STORES | 16 | 16 | (D) | (D) | 28 | 28 | 4 826 | 4 826 |
| 59 EX.591 | OTHER RETAIL STORES | 109 | 77 | 10 713 | 10 081 | 107 | 73 | 7 076 | 6 590 |
| 53 PART* | NONSTORE RETAILERS* | 46 | 10 | (D) | (D) | 52 | 16 | 2 720 | (D) |
| DAVENPORT | | | | | | | | | |
| | RETAIL TRADE: TOTAL | 2 326 | 1 724 | 341 056 | 330 674 | 538 | 400 | 73 138 | 70 916 |
| 52 | LUMBER, BLDG MATLS, HOME, FARM EQUIP. DEALERS | 126 | 94 | 19 960 | 19 524 | 19 | 15 | 3 871 | 3 771 |
| 53 PART* | GENERAL MERCHANOISE GROUP STORES* | 67 | 55 | 48 553 | 48 347 | 10 | 8 | 14 293 | (D) |
| 54 | FOOD STORES | 375 | 243 | 74 683 | 71 425 | 96 | 60 | 17 600 | 16 826 |
| 55 EX.554 | AUTOMOTIVE DEALERS | 119 | 99 | 59 634 | 58 894 | 21 | 19 | 9 363 | (D) |
| 55PT(554) | GASOLINE SERVICE STATIONS | 327 | 269 | 24 139 | 23 027 | 57 | 45 | 5 620 | 5 332 |
| 56 | APPAREL, ACCESSORY STORES | 138 | 128 | 23 720 | 23 578 | 33 | 33 | 3 525 | 3 525 |
| 57 | FURNITURE, HOME FURNISHINGS, EQUIPMENT STORES | 155 | 111 | 20 125 | 19 481 | 35 | 31 | 4 871 | 4 811 |
| 58 | EATING, DRINKING PLACES | 510 | 430 | 22 360 | 21 104 | 150 | 116 | 4 941 | 4 561 |
| 59PT(591) | DRUG STORES, PROPRIETARY STORES | 90 | 84 | 13 270 | 13 154 | 14 | 12 | 2 573 | (D) |
| 59 EX.591 | OTHER RETAIL STORES | 262 | 172 | 26 867 | 25 427 | 87 | 57 | 6 049 | 5 701 |
| 53 PART* | NONSTORE RETAILERS* | 157 | 39 | 7 745 | 6 713 | 16 | 4 | 432 | (D) |
| DES MOINES | | | | | | | | | |
| | RETAIL TRADE: TOTAL | 877 | 697 | 136 518 | 133 184 | 694 | 562 | 110 629 | 108 181 |
| 52 | LUMBER, BLDG MATLS, HOME, FARM EQUIP. DEALERS | 55 | 45 | 9 571 | 9 373 | 48 | 36 | 8 389 | 8 043 |
| 53 PART* | GENERAL MERCHANOISE GROUP STORES* | 21 | 21 | 25 729 | 25 729 | 11 | 9 | 16 699 | (D) |
| 54 | FOOD STORES | 144 | 104 | 28 988 | 27 834 | 91 | 75 | 23 411 | 23 189 |
| 55 EX.554 | AUTOMOTIVE DEALERS | 42 | 36 | 22 906 | 22 744 | 39 | 31 | 19 241 | 19 161 |
| 55PT(554) | GASOLINE SERVICE STATIONS | 109 | 95 | 8 675 | 8 417 | 94 | 82 | 7 442 | 7 054 |
| 56 | APPAREL, ACCESSORY STORES | 58 | 52 | 8 953 | (D) | 56 | 50 | 7 469 | 7 407 |
| 57 | FURNITURE, HOME FURNISHINGS, EQUIPMENT STORES | 53 | 41 | 6 418 | 6 202 | 39 | 37 | 5 722 | (D) |
| 58 | EATING, DRINKING PLACES | 184 | 162 | 8 504 | 8 140 | 143 | 131 | 6 555 | 6 311 |
| 59PT(591) | DRUG STORES, PROPRIETARY STORES | 31 | 27 | 5 035 | (D) | 25 | 23 | 3 751 | (D) |
| 59 EX.591 | OTHER RETAIL STORES | 139 | 103 | 9 988 | 9 484 | 117 | 81 | 9 754 | 8 864 |
| 53 PART* | NONSTORE RETAILERS* | 41 | 11 | 1 751 | 1 507 | 31 | 7 | 2 196 | 2 042 |
| DUBUQUE | | | | | | | | | |
| SIOUX CITY | | | | | | | | | |
| WATERLOD | | | | | | | | | |

Standard Notes: - Represents zero. (D) Withheld to avoid disclosure. (NA) Not available. (X) Not applicable.
 *Nonstore retailers, part of SIC major group 53, are shown separately in this table.



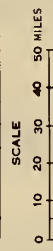
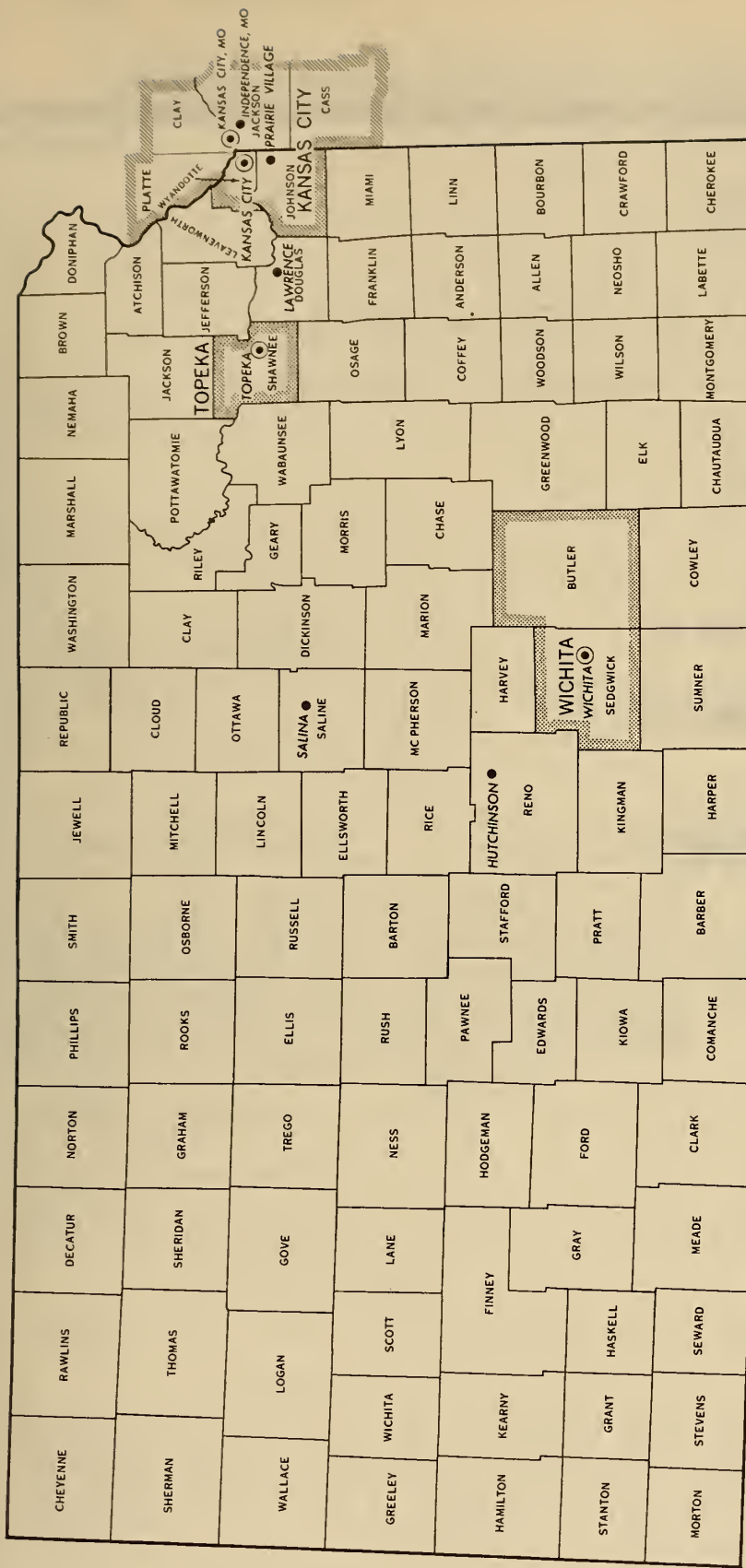
Kansas

CONTENTS

[Page numbers listed here omit the State prefix, 18-, which appears as part of number for each page.]

| | page |
|---|----------|
| State Map | 3 |
| Chart on Retail Sales: 1958 and 1963 | 4 |
| TABLE 1 The State: 1963 and 1958 | 5 |
| 2 The State: 1963 | 6 |
| 3 Counties; Cities of 2,500 Inhabitants or More: 1963 | 8 |
| 4 Standard Metropolitan Statistical Areas: 1963 | 16 |
| 5 Counties With 500 Establishments or More: 1963 | 22 |
| 6 Cities With 500 Establishments or More: 1963 | 28 |
| 7 In-Plant Food Contractors: 1963 | 31 |
| 8 Commissaries, Exchanges, and Eating and Drinking Places Operated for Military Personnel by the U.S. Department of Defense: 1963 | 31 |
| 9 Counties; Cities of 2,500 Inhabitants or More: 1958 | 32 |
| 10 Standard Metropolitan Statistical Areas: 1958 | 34 |
| 11 Counties With 500 Establishments or More: 1958 | 35 |
| 12 Cities With 500 Establishments or More: 1958 | 36 |






KANSAS


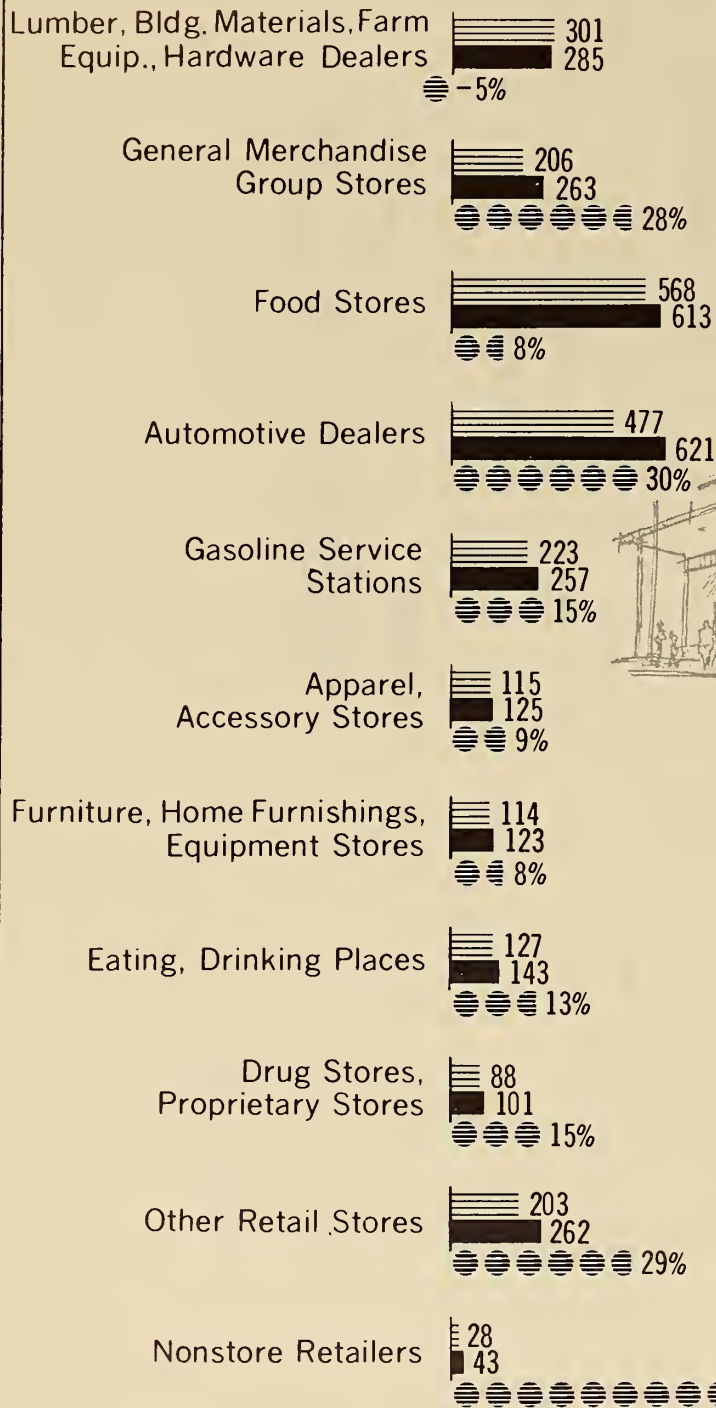
Incorporated places of 100,000 and over ●
Incorporated places of 25,000-100,000 ○
Standard Metropolitan Statistical Areas



EACH SYMBOL = 5% CHANGE
 = 16%

KANSAS Retail Trade: 1958 and 1963

SALES IN MILLIONS OF DOLLARS



1958 1963

1963 CENSUS OF BUSINESS, U. S. Department of Commerce, Bureau of the Census

TABLE 1. The State: 1963 and 1958

| SIC code | Kind of business | 1963 | | | | 1958 | | | |
|-----------|---|-------------------|--------------------------|--|--|-------------------|--------------------------|--|--|
| | | Establishments | | Sales | | Establishments | | Sales | |
| | | Total (number) | With payroll (number) | Total, all establishments (\$1,000) | Establishments with payroll (\$1,000) | Total (number) | With payroll (number) | Total, all establishments (\$1,000) | Establishments with payroll (\$1,000) |
| | RETAIL TRADE, TOTAL | 22 183 | 17 641 | 2 836 675 | 2 750 233 | 24 989 | 17 789 | 2 448 515 | 2 308 823 |
| | LUMBER, BUILDING MATERIALS, HARDWARE, FARM EQUIPMENT DEALERS | | | | | | | | |
| 52 | TOTAL | 2 088 | 1 808 | 284 920 | 278 198 | 2 550 | 2 054 | 300 536 | 289 438 |
| 521 | LUMBER AND OTHER BUILDING MATERIALS DEALERS | 626 | 584 | 103 246 | 101 958 | 795 | 689 | 111 356 | 109 232 |
| 522-524 | HEATING, PLUMBING, PAINT, ELECTRICAL STORES | 310 | 254 | 16 966 | 15 884 | 328 | 246 | 16 307 | 15 153 |
| 5251 | HARDWARE STORES | 520 | 410 | 38 318 | 35 776 | 716 | 480 | 47 610 | 42 100 |
| 5252 | FARM EQUIPMENT DEALERS | 632 | 560 | 126 390 | 124 580 | 711 | 639 | 125 263 | 122 953 |
| | GENERAL MERCHANDISE GROUP STORES* | | | | | | | | |
| 53 PART* | TOTAL | 850 | 762 | 262 562 | 260 938 | 1 004 | 736 | 205 928 | 200 566 |
| 531 | DEPARTMENT STORES | 63 | 63 | 143 220 | 143 220 | 52 | 52 | 103 228 | 103 228 |
| 533 | LIMITED PRICE VARIETY STORES | 336 | 318 | 49 269 | 48 989 | 330 | 306 | 45 394 | 45 116 |
| 539 | MISCELLANEOUS GENERAL MERCHANDISE STORES | 451 | 381 | 70 073 | 68 729 | 622 | 378 | 57 306 | 52 222 |
| | FOOD STORES | | | | | | | | |
| 54 | TOTAL | 2 514 | 1 930 | 613 360 | 595 950 | 3 303 | 2 239 | 567 877 | 541 321 |
| 541 | GROCERY STORES, INCLUDING DELICATESSENS | 2 148 | 1 678 | 596 529 | 582 213 | 2 752 | 1 944 | 544 646 | 523 170 |
| 542 | MEAT MARKETS, FISH (SEAFOOD) MARKETS | 55 | 31 | 4 360 | 3 350 | (¹) | (¹) | (¹) | (¹) |
| 543 | FRUIT STORES, VEGETABLE MARKETS | 46 | 18 | 2 547 | 1 841 | 68 | 18 | 2 435 | 1 353 |
| 544 | CANDY, NUT, CONFECTIONERY STORES | 35 | 23 | 1 163 | 1 031 | 58 | 24 | 1 291 | 813 |
| 545-549 | OTHER FOOD STORES | 230 | 180 | 8 761 | 7 515 | 311 | 185 | 11 895 | 9 515 |
| | AUTOMOTIVE DEALERS | | | | | | | | |
| 55 EX.554 | TOTAL | 1 707 | 1 377 | 621 425 | 614 621 | 1 750 | 1 364 | 476 530 | 468 982 |
| | GASOLINE SERVICE STATIONS | | | | | | | | |
| 55PT(554) | TOTAL | 3 468 | 2 852 | 257 234 | 241 844 | 3 705 | 2 599 | 222 960 | 195 366 |
| | APPAREL, ACCESSORY STORES | | | | | | | | |
| 56 | TOTAL | 1 230 | 1 102 | 124 538 | 122 278 | 1 320 | 1 110 | 114 500 | 110 330 |
| 561,567 | MEN'S, BOYS' APPAREL STORES, CUSTOM TAILORS | 237 | 223 | 23 701 | 23 307 | 243 | 225 | 21 363 | 21 061 |
| 562-3,568 | WOMEN'S CLOTHING, SPECIALTY STORES | 434 | 400 | 36 876 | 36 320 | 494 | 418 | 37 112 | 35 702 |
| 562 | WOMEN'S READY-TO-WEAR STORES | 355 | 327 | 30 678 | 30 214 | ** | 372 | ** | 32 872 |
| 563,568 | WOMEN'S ACCESSORY, SPECIALTY STORES, FURRIERS | 79 | 73 | 6 198 | 6 106 | ** | 46 | ** | 2 830 |
| 565 | FAMILY CLOTHING STORES | 227 | 173 | 38 351 | 37 359 | ** | 175 | ** | 31 627 |
| 566 | SHOE STORES | 264 | 242 | 22 226 | 21 974 | 286 | 228 | 20 310 | 19 044 |
| 564,569 | OTHER APPAREL, ACCESSORY STORES | 68 | 64 | 3 384 | 3 318 | 82 | 64 | 3 342 | 2 896 |
| | FURNITURE, HOME FURNISHINGS, EQUIPMENT STORES | | | | | | | | |
| 57 | TOTAL | 1 275 | 1 003 | 122 967 | 117 903 | 1 444 | 1 062 | 114 318 | 107 452 |
| 571 | FURNITURE, HOME FURNISHINGS STORES | 625 | 453 | 59 622 | 56 442 | 680 | 498 | 57 306 | 53 944 |
| 572,573 | HOUSEHOLD APPLIANCE, RADIO, TELEVISION, MUSIC STORES | 650 | 550 | 63 345 | 61 461 | 764 | 564 | 57 012 | 53 508 |
| | EATING, DRINKING PLACES | | | | | | | | |
| 58 | TOTAL | 3 879 | 3 237 | 142 998 | 134 698 | 4 482 | 3 250 | 126 938 | 109 820 |
| 5812 | EATING PLACES | 3 157 | 2 773 | 126 509 | 121 711 | 3 552 | 2 712 | 108 546 | 96 868 |
| 5813 | DRINKING PLACES (ALCOHOLIC BEVERAGES) | 722 | 464 | 16 489 | 12 987 | 930 | 538 | 18 392 | 12 952 |
| | DRUG STORES, PROPRIETARY STORES | | | | | | | | |
| 59PT(591) | TOTAL | 809 | 753 | 100 923 | 100 027 | 939 | 839 | 87 807 | 85 709 |
| 591 | DRUG STORES | 671 | 649 | 97 299 | 96 823 | 775 | 693 | 82 673 | 80 779 |
| (| PROPRIETARY STORES | 138 | 104 | 3 634 | 3 204 | 164 | 146 | 5 134 | 4 930 |
| | OTHER RETAIL STORES | | | | | | | | |
| 59 EX.591 | TOTAL | 3 434 | 2 630 | 262 306 | 246 700 | 3 530 | 2 378 | 203 275 | 179 977 |
| 592 | LIQUOR STORES | 953 | 785 | 48 758 | 43 176 | 999 | 707 | 51 131 | 41 875 |
| 593 | ANTIQUA STORES, SECONDHAND STORES | 304 | 172 | 8 887 | 7 585 | 268 | 162 | 8 191 | 7 147 |
| 594 | BOOK, STATIONERY STORES | 83 | 65 | 7 415 | 7 113 | 93 | 65 | 6 634 | 5 754 |
| 595 | SPORTING GOODS STORES, BICYCLE SHOPS | 130 | 84 | 5 615 | 4 879 | 137 | 85 | 6 339 | 5 525 |
| 596 | FARM, GARDEN SUPPLY STORES, INCLUDING FEEO STORES | 632 | 512 | 126 238 | 123 526 | 573 | 455 | 67 932 | 65 226 |
| 597 | JEWELRY STORES | 290 | 230 | 16 196 | 15 252 | 373 | 249 | 16 804 | 14 812 |
| 598 | FUEL, ICE DEALERS | 170 | 142 | 17 409 | 16 759 | 237 | 157 | 18 198 | 16 370 |
| 599 | OTHER STORES | 872 | 640 | 31 788 | 28 410 | 850 | 498 | 28 046 | 23 268 |
| | NONSTORE RETAILERS* | | | | | | | | |
| 53 PART* | TOTAL | 929 | 187 | 43 442 | 37 076 | 962 | 158 | 27 846 | 19 862 |

Standard Notes: - Represents zero. (D) Withheld to avoid disclosure. (NA) Not available. (X) Not applicable.
 *Nonstore retailers, part of SIC major group 53, are shown separately in this table.
 **Data not provided because establishments with no payroll are classified only at the next broader kind-of-business level.
¹Comparable data not available because of change in kind-of-business definition.

TABLE 2. The State: 1963

| SIC code | Kind of business | Establishments | | Sales | | Payroll, entire year (\$1,000) | Payroll, workweek ended nearest Nov. 15 (dollars) | Paid employees, workweek ended nearest Nov. 15 (number) | Active proprietors of unincorporated businesses (number) |
|-----------|--|----------------|-----------------------|-------------------------------------|---------------------------------------|--------------------------------|---|---|--|
| | | Total (number) | With payroll (number) | Total, all establishments (\$1,000) | Establishments with payroll (\$1,000) | | | | |
| | RETAIL TRADE, TOTAL | 22 183 | 17 641 | 2 836 675 | 2 750 233 | 291 381 | 5 675 673 | 94 937 | 21 101 |
| | LUMBER, BUILDING MATERIALS, HARDWARE, FARM EQUIPMENT DEALERS | | | | | | | | |
| | TOTAL | 2 088 | 1 808 | 284 920 | 278 198 | 29 602 | 561 007 | 7 388 | 1 829 |
| 52 | LUMBER YARDS | 484 | 456 | 88 860 | 87 722 | 10 545 | 202 145 | 2 483 | 281 |
| | BUILDING MATERIALS DEALERS | 142 | 128 | 14 386 | 14 236 | 1 597 | 31 214 | 421 | 86 |
| 522 | HEATING, PLUMBING EQUIPMENT DEALERS | 73 | 65 | 3 496 | 3 396 | 602 | 12 294 | 172 | 77 |
| 523 | PAINT, GLASS, WALLPAPER STORES | 206 | 170 | 12 055 | 11 289 | 1 716 | 33 242 | 453 | 150 |
| 524 | ELECTRICAL SUPPLY STORES | 31 | 19 | 1 415 | 1 199 | 305 | 5 792 | 68 | 34 |
| 5251 | HARDWARE STORES | 520 | 410 | 38 318 | 35 776 | 4 326 | 79 730 | 1 287 | 557 |
| 5252 | FARM EQUIPMENT DEALERS | 632 | 560 | 126 390 | 124 580 | 10 511 | 196 590 | 2 504 | 644 |
| | GENERAL MERCHANDISE GROUP STORES* | | | | | | | | |
| | TOTAL | 850 | 762 | 262 562 | 260 938 | 35 355 | 698 029 | 12 999 | 556 |
| 53 PART* | DEPARTMENT STORES | 63 | 63 | 143 220 | 143 220 | 20 194 | 409 496 | 6 724 | - |
| 533 | LIMITED PRICE VARIETY STORES | 336 | 318 | 49 269 | 48 989 | 7 653 | 141 593 | 3 454 | 187 |
| 539 | GENERAL MERCHANDISE STORES | 350 | 302 | 65 237 | 64 159 | 6 971 | 136 597 | 2 564 | 259 |
| | DRY GOODS STORES | 61 | 51 | 2 990 | 2 862 | 336 | 6 246 | 148 | 69 |
| | SEWING, NEEDLEWORK STORES | 40 | 28 | 1 846 | 1 708 | 201 | 4 097 | 109 | 41 |
| | FOOD STORES | | | | | | | | |
| | TOTAL | 2 514 | 1 930 | 613 360 | 595 950 | 44 328 | 844 692 | 14 660 | 2 426 |
| 541 | GROCERY STORES, INCLUDING DELICATESSENS | 2 148 | 1 678 | 596 529 | 582 213 | 42 392 | 804 261 | 13 766 | 2 063 |
| 542 | MEAT MARKETS | 50 | 30 | 4 275 | (D) | (D) | (D) | (D) | (D) |
| | FISH (SEAFOOD) MARKETS | 5 | 1 | 85 | (D) | (D) | (D) | (D) | (D) |
| 543 | FRUIT STORES, VEGETABLE MARKETS | 46 | 18 | 2 547 | 1 841 | 139 | 2 585 | 54 | 48 |
| 544 | CANDY, NUT, CONFECTIONERY STORES | 35 | 23 | 1 163 | 1 031 | 146 | 4 962 | 131 | 33 |
| 545 | DAIRY PRODUCTS STORES | 49 | 33 | 2 655 | 2 085 | 219 | 4 493 | 90 | 40 |
| 546 | RETAIL BAKERIES | 139 | 123 | 4 291 | 4 111 | 961 | 18 911 | 454 | 145 |
| 5462 | RETAIL BAKERIES, MANUFACTURING | 119 | 107 | 3 696 | 3 554 | 868 | 16 989 | 406 | 130 |
| 5463 | RETAIL BAKERIES, NONMANUFACTURING | 20 | 16 | 595 | 557 | 93 | 1 922 | 48 | 15 |
| 549 | EGG AND POULTRY DEALERS | 26 | 12 | 1 265 | 815 | 53 | 995 | 23 | 27 |
| | OTHER | 16 | 12 | 550 | 504 | 69 | 1 276 | 26 | 13 |
| | AUTOMOTIVE DEALERS | | | | | | | | |
| | TOTAL | 1 707 | 1 377 | 621 425 | 614 621 | 54 426 | 1 065 727 | 11 688 | 1 481 |
| 55 EX.554 | PASSENGER CAR DEALERS, FRANCHISED | 663 | 661 | 504 225 | 504 179 | 42 826 | 836 176 | 8 878 | 517 |
| 551 | DOMESTIC CAR DEALERS | 612 | 610 | 459 926 | 459 880 | 38 464 | 752 533 | 8 032 | 482 |
| | IMPORTED CAR DEALERS | 19 | 19 | 9 558 | 9 558 | 1 129 | 23 715 | 222 | 10 |
| | DOMESTIC AND IMPORTED CAR DEALERS | 32 | 32 | 34 741 | 34 741 | 3 233 | 59 928 | 624 | 25 |
| 552 | PASSENGER CAR DEALERS, NONFRANCHISED | 371 | 175 | 34 054 | 29 374 | 1 807 | 38 094 | 476 | 389 |
| 553 | TIRE, BATTERY, ACCESSORY DEALERS | 381 | 317 | 39 220 | 37 952 | 5 493 | 105 363 | 1 313 | 332 |
| | HOME AND AUTO SUPPLY STORES | 132 | 132 | 20 607 | 20 607 | 2 516 | 51 283 | 650 | 96 |
| 559 | MISCELLANEOUS AIRCRAFT, MARINE, AUTOMOTIVE DEALERS | 160 | 92 | 23 319 | 22 509 | 1 784 | 34 811 | 371 | 147 |
| | AIRCRAFT, BOAT, MOTORCYCLE DEALERS | 78 | 36 | 9 849 | (D) | (D) | 16 742 | 189 | 84 |
| | HOUSEHOLD TRAILER DEALERS | 80 | 56 | 13 454 | 13 032 | 847 | 18 069 | 182 | 61 |
| | OTHER AUTOMOTIVE DEALERS | 2 | - | 16 | (D) | (D) | - | - | 2 |
| | GASOLINE SERVICE STATIONS | | | | | | | | |
| 55PT(554) | TOTAL | 3 468 | 2 852 | 257 234 | 241 844 | 22 526 | 457 854 | 7 878 | 3 523 |
| | APPAREL, ACCESSORY STORES | | | | | | | | |
| | TOTAL | 1 230 | 1 102 | 124 538 | 122 278 | 16 976 | 316 917 | 5 997 | 1 123 |
| 561,567 | MEN'S, BOYS' APPAREL STORES, CUSTOM TAILORS | 237 | 223 | 23 701 | 23 307 | 3 160 | 56 824 | 957 | 239 |
| 561 | MEN'S, BOYS' CLOTHING AND FURNISHINGS STORES | 229 | 219 | 23 518 | 23 138 | 3 139 | 56 383 | 947 | 230 |
| 567 | CUSTOM TAILORS | 8 | 4 | 183 | 169 | 21 | 441 | 10 | 9 |
| 562-3,568 | WOMEN'S CLOTHING, SPECIALTY STORES | 434 | 400 | 36 876 | 36 320 | 4 937 | 98 934 | 2 157 | 397 |
| 562 | WOMEN'S READY-TO-WEAR STORES | 355 | 327 | 30 678 | 30 214 | 4 151 | 83 510 | 1 830 | 339 |
| 563,568 | WOMEN'S ACCESSORY, SPECIALTY STORES, FURRIERS | 79 | 73 | 6 198 | 6 106 | 786 | 15 424 | 327 | 58 |
| 563 | MILLINERY STORES | 23 | 19 | 1 294 | 1 210 | 226 | 4 433 | 88 | 10 |
| | CORSET, LINGERIE STORES | 6 | 6 | 295 | 295 | 42 | 690 | 19 | 7 |
| | HOSIERY STORES | 1 | (D) | (D) | (D) | (D) | (D) | (D) | (D) |
| | APPAREL, ACCESSORY, OTHER SPECIALTY STORES | 48 | 46 | (D) | (D) | (D) | (D) | (D) | (D) |
| 568 | FURRIERS, FUR SHOPS | 1 | 1 | (D) | (D) | (D) | (D) | (D) | (D) |
| 565 | FAMILY CLOTHING STORES | 227 | 173 | 38 351 | 37 359 | 5 477 | 97 648 | 1 781 | 182 |
| 566 | SHOE STORES | 264 | 242 | 22 226 | 21 974 | 3 038 | 57 175 | 940 | 221 |
| | MEN'S SHOE STORES | 1 | (D) | (D) | (D) | (D) | (D) | (D) | (D) |
| | WOMEN'S SHOE STORES | 29 | 29 | 3 158 | 3 156 | 513 | 9 781 | 155 | 16 |
| | CHILDREN'S, JUVENILES' SHOE STORES | 2 | 2 | (D) | (D) | (D) | (D) | (D) | (D) |
| | FAMILY SHOE STORES | 232 | 210 | 18 879 | 18 629 | 2 503 | 46 875 | 777 | 202 |
| 564 | CHILDREN'S, INFANTS' WEAR STORES | 62 | 60 | 3 173 | 3 155 | 328 | 5 985 | 156 | 75 |
| 569 | MISCELLANEOUS APPAREL, ACCESSORY STORES | 6 | 4 | 211 | 163 | 36 | 351 | 6 | 9 |

Standard Notes: - Represents zero. (D) Withheld to avoid disclosure. (NA) Not available. (X) Not applicable.
 *Nonstore retailers, part of SIC major group 53, are shown separately in this table.

TABLE 2. The State: 1963-Continued

| SIC code | Kind of business | Establishments | | Sales | | Payroll, entire year (\$1,000) | Payroll, workweek ended nearest Nov. 15 (dollars) | Paid employees, workweek ended nearest Nov. 15 (number) | Active proprietors of unincorporated businesses (number) |
|---|---|----------------|-----------------------|-------------------------------------|---------------------------------------|--------------------------------|---|---|--|
| | | Total (number) | With payroll (number) | Total, all establishments (\$1,000) | Establishments with payroll (\$1,000) | | | | |
| FURNITURE, HOME FURNISHINGS, EQUIPMENT STORES | | | | | | | | | |
| S7 | TOTAL | 1 275 | 1 003 | 122 967 | 117 903 | 16 657 | 318 186 | 4 123 | 1 150 |
| S71 | FURNITURE, HOME FURNISHINGS STORES | 625 | 453 | 59 622 | 56 442 | 7 940 | 152 816 | 2 031 | 610 |
| S712 | FURNITURE STORES | 451 | 335 | 47 727 | 45 549 | 6 185 | 119 648 | 1 590 | 421 |
| S713 | FLOOR COVERING STORES | 88 | 72 | 8 018 | 7 662 | 1 311 | 24 598 | 295 | 94 |
| S714 | ORAPERY, CURTAIN, UPHOLSTERY STORES | 56 | 32 | 1 761 | 1 517 | 229 | 4 431 | 84 | 66 |
| S715 | CHINA, GLASSWARE, METALWARE STORES | 11 | 7 | 698 | 692 | 72 | 1 530 | 31 | 9 |
| S719 | MISCELLANEOUS HOME FURNISHINGS STORES | 19 | 7 | 1 418 | 1 022 | 143 | 2 609 | 31 | 20 |
| S72 | HOUSEHOLD APPLIANCE STORES | 419 | 353 | 45 642 | 44 286 | 6 484 | 116 564 | 1 469 | 325 |
| S732 | RADIO, TELEVISION STORES | 139 | 121 | 9 620 | 9 346 | 1 177 | 28 247 | 317 | 128 |
| S733 | MUSIC STORES | 92 | 76 | 8 083 | 7 829 | 1 056 | 20 559 | 306 | 87 |
| | RECORD SHOPS | 21 | 17 | 1 280 | 1 228 | 167 | 3 382 | 54 | 16 |
| | MUSICAL INSTRUMENT STORES | 71 | 59 | 6 803 | 6 601 | 889 | 17 177 | 252 | 71 |
| EATING, DRINKING PLACES | | | | | | | | | |
| S8 | TOTAL | 3 879 | 3 237 | 142 998 | 134 698 | 30 888 | 630 867 | 16 899 | 4 100 |
| S812 | EATING PLACES | 3 157 | 2 773 | 126 509 | 121 711 | 29 158 | 595 251 | 15 945 | 3 350 |
| | RESTAURANTS, LUNCHROOMS | 2 324 | 2 008 | 93 812 | 89 756 | 22 307 | 456 237 | 12 013 | 2 513 |
| | CAFETERIAS | 65 | 65 | 6 253 | 6 253 | 1 854 | 38 102 | 936 | 44 |
| | REFRESHMENT PLACES | 708 | 648 | 23 906 | 23 266 | 4 310 | 86 200 | 2 649 | 740 |
| S813 | CATERERS | 60 | 52 | 2 538 | 2 436 | 687 | 14 712 | 347 | 53 |
| | DRINKING PLACES (ALCOHOLIC BEVERAGES) | 722 | 464 | 16 489 | 12 987 | 1 730 | 35 616 | 954 | 750 |
| DRUG STORES, PROPRIETARY STORES | | | | | | | | | |
| S9PT(S91) | TOTAL | 809 | 753 | 100 923 | 100 027 | 13 315 | 256 670 | 4 894 | 799 |
| S91 | DRUG STORES | 671 | 649 | 97 289 | 96 823 | 13 009 | 250 770 | 4 684 | 644 |
| | PROPRIETARY STORES | 138 | 104 | 3 634 | 3 204 | 306 | 5 900 | 210 | 155 |
| OTHER RETAIL STORES | | | | | | | | | |
| S9 EX.S91 | TOTAL | 3 434 | 2 630 | 262 306 | 246 700 | 22 658 | 434 748 | 7 090 | 3 250 |
| S92 | LIQUOR STORES | 953 | 785 | 48 758 | 43 176 | 2 348 | 45 833 | 1 266 | 1 000 |
| S93 | ANTIQUES STORES, SECONOHANO STORES | 304 | 172 | 8 887 | 7 585 | 1 058 | 20 970 | 406 | 288 |
| S932 | ANTIQUES STORES | 50 | 4 | 348 | (0) | (0) | (0) | (0) | (0) |
| S933 | SECONOHANO STORES | 254 | 168 | 8 539 | (0) | (0) | (0) | (0) | (0) |
| S94 | BOOK, STATIONERY STORES | 83 | 65 | 7 415 | 7 113 | 1 197 | 23 327 | 364 | 81 |
| S942 | BOOK STORES | 36 | 26 | 3 139 | 2 959 | 468 | 9 266 | 167 | 41 |
| S943 | STATIONERY STORES | 47 | 39 | 4 276 | 4 154 | 729 | 14 061 | 197 | 40 |
| S95 | SPORTING GOODS STORES, BICYCLE SHOPS | 130 | 84 | 5 615 | 4 879 | 576 | 10 980 | 197 | 131 |
| S952 | SPORTING GOODS STORES | 109 | 73 | 4 920 | 4 312 | 514 | 9 539 | 165 | 108 |
| S953 | BICYCLE SHOPS | 21 | 11 | 695 | 567 | 62 | 1 441 | 32 | 23 |
| S962 | HAY, GRAIN, FEED STORES | 368 | 302 | 89 393 | 87 361 | 4 882 | 92 223 | 1 216 | 245 |
| S969 | OTHER FARM SUPPLY STORES | 230 | 180 | 35 170 | 34 522 | 2 995 | 52 519 | 673 | 124 |
| | GARDEN SUPPLY STORES | 34 | 30 | 1 675 | 1 643 | 213 | 3 846 | 66 | 34 |
| S97 | JEWELRY STORES | 290 | 230 | 16 196 | 15 252 | 2 089 | 39 446 | 664 | 302 |
| S98 | FUEL, ICE DEALERS | 170 | 142 | 17 409 | 16 759 | 2 735 | 56 922 | 675 | 129 |
| S982 | COAL AND WOOD DEALERS | 13 | 11 | 841 | 831 | 95 | 1 730 | 25 | 13 |
| | ICE DEALERS | 15 | 7 | 379 | 275 | 46 | 870 | 15 | 17 |
| S983 | FUEL OIL DEALERS | 32 | 26 | 3 145 | 3 069 | 325 | 6 465 | 81 | 27 |
| S984 | BOTTLE GAS DEALERS | 110 | 98 | 13 044 | 12 584 | 2 269 | 47 857 | 554 | 72 |
| S992 | FLORISTS | 223 | 191 | 8 462 | 8 010 | 1 428 | 27 898 | 525 | 263 |
| S993 | CIGAR STORES, STANOS | 29 | 23 | 863 | 759 | 86 | 1 669 | 44 | 29 |
| S994 | NEWS DEALERS, NEWSSTANOS | 25 | 19 | 624 | 570 | 58 | 1 381 | 45 | 24 |
| S996 | CAMERA, PHOTOGRAPHIC SUPPLY STORES | 39 | 27 | 2 457 | 2 111 | 301 | 6 477 | 97 | 43 |
| S997 | GIFT, NOVELTY, SOUVENIR SHOPS | 93 | 59 | 2 799 | 2 455 | 385 | 7 583 | 158 | 96 |
| S998 | OPTICAL GOODS STORES | 158 | 154 | 6 407 | 6 363 | 864 | 16 703 | 262 | 164 |
| S999 | TYPEWRITER STORES | 18 | 18 | 1 304 | 1 304 | 268 | 5 340 | 69 | 15 |
| | LUGGAGE, LEATHER GOODS STORES | 19 | 9 | 907 | 841 | 95 | 1 863 | 29 | 17 |
| | HOBBY, TOY, GAME SHOPS | 70 | 40 | 1 674 | 1 440 | 172 | 3 333 | 78 | 71 |
| | RELIGIOUS GOODS STORES | 16 | 10 | 702 | 676 | 93 | 1 866 | 36 | 17 |
| | PET SHOPS | 9 | 3 | 178 | 128 | 16 | 305 | 7 | 10 |
| | OTHER | 173 | 87 | 5 411 | 3 753 | 799 | 14 265 | 213 | 167 |
| NONSTORE RETAILERS* | | | | | | | | | |
| S3 PART* | TOTAL | 929 | 187 | 43 442 | 37 076 | 4 650 | 90 976 | 1 321 | 864 |
| S32 | MAIL-ORDER HOUSES | 60 | 54 | 17 884 | 17 852 | 1 526 | 31 846 | 495 | 14 |
| S34 | MERCHANDISE VENDING MACHINE OPERATORS | 89 | 35 | 8 492 | 7 634 | 808 | 16 987 | 202 | 80 |
| S35 | DIRECT SELLING (HOUSE-TO-HOUSE) ORGANIZATIONS | 780 | 98 | 17 066 | 11 590 | 2 316 | 42 143 | 624 | 770 |

Standard Notes: - Represents zero. (D) Withheld to avoid disclosure. (NA) Not available. (X) Not applicable.
 *Nonstore retailers, part of SIC major group 53, are shown separately in this table.

Inhabitants or More: 1963—Continued

| Kind-of-business group — continued | | | | | | | | | | | | | | | | | | Line number |
|--------------------------------------|--------------------|-----------------------------------|--------------------|--------------------------------------|--------------------|--------------------------------------|--------------------|---|--------------------|--------------------------------------|--------------------|-----------------------------------|--------------------|--------------------------------------|--------------------|--------------------------------------|--------------------|-------------|
| Food stores | | Automotive dealers | | Gasoline service stations | | Apparel, accessory stores | | Furniture, home furnishings, equipment stores | | Eating, drinking places | | Drug stores, proprietary stores | | Other retail stores | | Nonstore retailers | | |
| Estab- lish- ments (number) | Sales (\$1,000) | Estab- lish- ments (No.) | Sales (\$1,000) | Estab- lish- ments (number) | Sales (\$1,000) | Estab- lish- ments (number) | Sales (\$1,000) | Estab- lish- ments (number) | Sales (\$1,000) | Estab- lish- ments (number) | Sales (\$1,000) | Estab- lish- ments (No.) | Sales (\$1,000) | Estab- lish- ments (number) | Sales (\$1,000) | Estab- lish- ments (number) | Sales (\$1,000) | |
| 37 | 8 915 | 21 | 7 328 | 58 | 4 540 | 17 | 1 666 | 18 | 1 429 | 48 | 2 325 | 11 | 1 430 | 55 | 4 290 | 11 | 788 | 1 |
| 27 | 8 479 | 20 | (D) | 38 | 2 418 | 17 | 1 666 | 18 | 1 429 | 43 | 2 013 | 8 | 1 407 | 44 | 2 802 | 7 | (D) | 2 |
| 10 | 436 | 1 | (D) | 20 | 2 122 | - | - | - | - | 5 | 312 | 3 | 23 | 11 | 1 488 | 4 | (D) | 3 |
| 30 | 7 204 | 19 | 7 375 | 39 | 2 809 | 13 | 1 213 | 17 | 1 823 | 42 | 1 579 | 12 | 1 079 | 39 | 3 425 | 16 | 428 | 4 |
| 3 | 968 | 2 | (D) | 7 | 389 | 3 | (D) | 5 | 139 | 8 | 334 | 2 | (D) | 3 | 77 | 2 | (D) | 5 |
| 15 | 4 763 | 12 | 5 831 | 22 | 1 542 | 9 | 1 084 | 9 | 1 489 | 16 | 944 | 5 | 798 | 21 | 1 528 | 12 | 416 | 6 |
| 12 | 1 473 | 5 | (D) | 10 | 878 | 1 | (D) | 3 | 195 | 18 | 301 | 5 | (D) | 15 | 1 820 | 2 | (D) | 7 |
| 30 | 3 465 | 11 | 6 407 | 32 | 2 221 | 8 | 256 | 9 | 480 | 37 | 756 | 6 | 343 | 27 | 2 218 | 6 | 30 | 8 |
| 26 | 4 278 | 17 | 4 253 | 36 | 2 132 | 10 | 460 | 10 | 489 | 40 | 887 | 6 | 640 | 36 | 2 419 | 13 | 276 | 9 |
| 8 | 2 201 | 11 | 3 369 | 12 | 941 | 5 | 336 | 7 | (D) | 16 | 441 | 3 | 434 | 22 | 938 | 4 | (D) | 10 |
| 18 | 2 077 | 6 | 884 | 24 | 1 191 | 5 | 124 | 3 | (D) | 24 | 446 | 3 | 206 | 14 | 1 481 | 9 | (D) | 11 |
| 8 | 1 679 | 4 | 1 222 | 10 | 893 | 3 | 189 | 3 | 133 | 10 | 389 | 4 | 286 | 7 | 362 | - | - | 12 |
| 30 | 5 234 | 22 | 4 005 | 39 | 2 077 | 19 | 1 420 | 12 | 948 | 25 | 708 | 6 | 689 | 26 | 1 216 | 7 | 31 | 13 |
| 11 | 2 347 | 12 | (D) | 9 | 741 | 8 | 715 | 5 | (D) | 6 | 232 | 3 | 229 | 7 | 281 | 2 | (D) | 14 |
| 7 | 2 280 | 7 | 2 007 | 16 | 910 | 9 | (D) | 5 | 465 | 13 | 315 | 2 | (D) | 16 | 949 | 3 | 23 | 15 |
| 12 | 607 | 3 | (D) | 14 | 426 | 2 | (D) | 2 | (D) | 6 | 161 | 1 | (D) | 3 | 38 | 2 | (D) | 16 |
| 17 | 2 425 | 6 | 4 850 | 16 | 1 397 | 7 | 294 | 9 | 603 | 22 | 629 | 7 | 461 | 25 | 2 131 | 5 | 206 | 17 |
| 10 | 1 859 | 4 | (D) | 5 | 289 | 7 | 294 | 6 | 351 | 10 | 280 | 3 | 308 | 13 | 1 491 | 3 | (D) | 18 |
| 7 | 566 | 2 | (D) | 11 | 1 108 | - | - | 3 | 252 | 12 | 349 | 4 | 153 | 12 | 640 | 2 | (D) | 19 |
| 70 | 13 992 | 43 | 10 276 | 78 | 4 975 | 40 | 3 586 | 30 | 2 606 | 80 | 2 313 | 21 | 2 322 | 89 | 6 932 | 10 | 747 | 20 |
| 7 | 794 | 3 | (D) | 6 | 438 | 2 | (D) | 2 | (D) | 6 | 131 | 2 | (D) | 8 | 299 | 1 | (D) | 21 |
| 3 | 697 | 4 | 223 | 9 | 393 | 1 | (D) | 1 | (D) | 9 | 234 | 2 | (D) | 4 | 682 | 2 | (D) | 22 |
| 31 | 7 484 | 21 | 4 732 | 32 | 2 392 | 19 | 2 408 | 18 | 1 490 | 34 | 1 178 | 9 | 1 078 | 38 | 1 484 | 6 | 405 | 23 |
| 22 | 4 671 | 13 | 4 100 | 26 | 1 501 | 18 | 1 119 | 9 | 992 | 20 | 579 | 7 | 884 | 31 | 4 019 | 1 | (D) | 24 |
| 7 | 346 | 2 | (D) | 5 | 251 | - | (D) | - | - | 11 | 191 | 1 | (D) | 8 | 448 | - | - | 25 |
| 13 | 1 729 | 7 | 1 874 | 13 | 713 | 4 | 253 | 1 | (D) | 11 | 282 | 5 | 171 | 16 | 1 545 | 2 | (D) | 26 |
| 8 | 1 314 | 6 | (D) | 9 | 556 | 4 | 253 | 1 | (D) | 8 | 253 | 2 | (D) | 6 | 447 | - | - | 27 |
| 5 | 415 | 1 | (D) | 4 | 157 | - | - | - | - | 3 | 29 | 3 | (D) | 10 | 1 098 | 2 | (D) | 28 |
| 3 | (D) | 4 | 1 207 | 9 | 1 009 | 5 | 195 | - | - | 9 | 547 | 4 | 273 | 6 | (D) | - | - | 29 |
| 21 | 2 951 | 17 | 2 883 | 32 | 2 619 | 11 | 553 | 6 | 350 | 33 | 734 | 7 | 542 | 28 | 2 665 | - | - | 30 |
| 30 | 4 636 | 24 | 5 174 | 27 | 1 556 | 14 | 829 | 15 | 1 009 | 36 | 757 | 5 | 585 | 33 | 3 619 | 10 | 485 | 31 |
| 19 | 3 930 | 18 | 4 359 | 15 | 1 008 | 13 | (D) | 11 | 915 | 26 | 535 | 4 | (D) | 25 | 1 931 | 8 | (D) | 32 |
| 11 | 706 | 6 | 815 | 12 | 548 | 1 | (D) | 4 | 94 | 10 | 222 | 1 | (D) | 8 | 1 688 | 2 | (D) | 33 |
| 9 | 1 513 | 6 | 1 233 | 13 | 1 307 | 4 | 388 | 2 | (D) | 12 | 358 | 4 | 209 | 6 | 514 | 2 | (D) | 34 |
| 15 | 2 596 | 12 | 3 411 | 17 | 1 245 | 10 | 559 | 9 | 367 | 14 | 484 | 5 | (D) | 18 | 1 203 | 2 | (D) | 35 |
| 8 | 2 070 | 12 | 3 411 | 12 | 1 080 | 8 | (D) | 9 | (D) | 8 | 297 | 3 | 332 | 13 | 937 | 2 | (D) | 36 |
| 7 | 526 | - | - | 5 | 165 | 2 | (D) | - | (D) | 6 | 187 | 2 | (D) | 5 | 266 | - | - | 37 |
| 26 | 2 917 | 11 | 2 306 | 25 | 1 325 | 8 | 267 | 6 | 275 | 32 | 421 | 6 | 423 | 25 | 2 029 | 6 | 54 | 38 |
| 12 | 2 143 | 14 | 1 795 | 13 | 728 | 6 | 319 | 7 | 1 299 | 12 | 362 | 2 | (D) | 7 | 147 | 2 | (D) | 39 |
| 18 | 1 531 | 8 | 1 719 | 14 | 969 | 6 | 140 | 1 | (D) | 16 | 296 | 2 | (D) | 11 | 311 | 2 | (D) | 40 |
| 12 | 3 285 | 11 | 2 890 | 20 | 869 | 7 | 437 | 9 | 458 | 16 | 566 | 4 | 526 | 15 | 1 639 | 3 | 27 | 41 |
| 9 | 2 871 | 10 | (D) | 15 | 532 | 7 | 437 | 9 | 458 | 11 | 495 | 4 | 526 | 11 | 1 138 | 3 | 27 | 42 |
| 3 | 414 | 1 | (D) | 5 | 337 | - | - | - | - | 5 | 71 | - | - | 4 | 501 | - | - | 43 |
| 16 | 2 659 | 9 | 2 539 | 13 | 767 | 8 | 589 | 11 | 731 | 20 | 528 | 3 | 312 | 20 | 3 330 | 4 | 22 | 44 |
| 8 | 1 889 | 7 | (D) | 4 | 444 | 8 | 589 | 10 | (D) | 11 | 413 | 2 | (D) | 11 | 850 | - | - | 45 |
| 8 | 770 | 2 | (D) | 9 | 323 | - | - | 1 | (D) | 9 | 115 | 1 | (D) | 9 | 2 480 | 4 | 22 | 46 |
| 28 | 3 356 | 11 | 2 402 | 22 | 1 220 | 5 | 310 | 8 | 286 | 23 | 520 | 10 | 507 | 29 | 2 348 | 4 | 22 | 47 |
| 18 | 4 118 | 18 | 4 945 | 17 | 1 834 | 8 | 961 | 9 | 618 | 24 | 875 | 6 | (D) | 35 | 3 591 | 4 | 562 | 48 |
| 13 | 3 916 | 18 | 4 945 | 13 | 1 529 | 8 | 961 | 9 | 618 | 18 | 657 | 4 | 710 | 26 | (D) | 4 | 562 | 49 |
| 5 | 202 | - | - | 4 | 305 | - | - | - | - | 6 | 218 | 2 | (D) | 9 | (D) | - | - | 50 |
| 9 | 1 323 | 6 | 1 028 | 14 | 858 | 3 | 52 | 5 | 183 | 5 | 161 | 2 | (D) | 9 | (D) | - | - | 51 |
| 55 | 17 683 | 54 | 19 432 | 98 | 6 460 | 34 | 6 374 | 42 | 4 928 | 109 | 4 324 | 21 | 2 756 | 105 | 7 592 | 35 | 604 | 52 |
| 35 | 13 740 | 35 | 16 191 | 63 | 4 819 | 32 | (D) | 31 | 4 149 | 79 | 3 314 | 14 | 2 463 | 74 | 4 930 | 19 | (D) | 53 |
| 20 | 3 943 | 19 | 3 241 | 35 | 1 641 | 2 | (D) | 11 | 779 | 30 | 1 010 | 7 | 293 | 31 | 2 662 | 16 | (D) | 54 |
| 15 | 2 133 | 14 | 2 672 | 19 | 1 138 | 6 | 285 | 6 | 428 | 25 | 909 | 5 | 385 | 21 | 2 018 | 4 | 12 | 55 |
| 5 | 1 393 | 9 | 1 695 | 10 | 774 | 6 | 285 | 4 | (D) | 12 | 578 | 3 | (D) | 12 | 1 243 | 2 | (D) | 56 |
| 10 | 740 | 5 | 977 | 9 | 364 | - | - | 2 | (D) | 13 | 331 | 2 | (D) | 9 | 775 | 2 | (D) | 57 |
| 23 | 3 981 | 11 | 3 491 | 19 | 1 159 | 5 | 424 | 8 | 697 | 25 | 595 | 12 | 785 | 24 | 973 | 9 | 123 | 58 |
| 10 | 2 178 | 7 | 2 441 | 10 | 722 | 5 | 424 | 3 | 217 | 9 | 317 | 4 | 420 | 13 | 558 | 5 | (D) | 59 |
| 13 | 1 803 | 4 | 1 050 | 9 | 437 | - | - | 5 | 480 | 16 | 278 | 8 | 365 | 11 | 415 | 4 | (D) | 60 |
| 29 | 9 238 | 28 | 8 908 | 56 | 4 425 | 18 | 1 979 | 17 | 1 518 | 61 | 3 538 | 7 | 1 214 | 61 | 5 063 | 6 | 57 | 61 |
| 24 | 8 662 | 22 | 8 086 | 41 | 3 347 | 18 | 1 979 | 14 | 1 325 | 46 | 3 052 | 6 | (D) | 46 | 4 274 | 5 | (D) | 62 |
| 5 | 576 | 6 | 822 | 15 | 1 078 | - | - | 3 | 193 | 15 | 486 | 1 | (D) | 15 | 789 | 1 | (D) | 63 |
| 17 | 2 984 | 8 | 1 970 | 19 | 1 192 | 5 | 354 | 6 | 354 | 15 | 440 | 6 | 385 | 17 | 1 583 | 5 | 79 | 64 |
| 4 | 1 191 | 5 | (D) | 10 | 831 | 4 | (D) | 2 | (D) | 4 | 132 | 2 | (D) | 9 | 227 | 3 | (D) | 65 |
| 13 | 1 793 | 3 | (D) | 9 | 361 | 1 | (D) | 4 | (D) | 11 | 308 | 4 | (D) | 8 | 1 356 | 2 | (D) | 66 |

TABLE 3. Counties; Cities of 2,500

| Line number | County and city | Total | | | | | | | | Kind-of-business group | | | |
|-------------|---------------------------------------|----------------|--------------|---------------------------|-----------------------------|----------------------|---|--|---|---|-----------|------------------------------------|-----------|
| | | Establishments | | Sales | | Payroll, entire year | Payroll, workweek ended nearest Nov. 15 | Paid employees, workweek ended nearest Nov. 15 | Active proprietors of unincorporated businesses | Lumber, building mats., hardware, farm equip. dealers | | General merchandise group stores * | |
| | | Total | With payroll | Total, all establishments | Establishments with payroll | | | | | Establishments | Sales | Establishments | Sales |
| | | (number) | (number) | (\$1,000) | (\$1,000) | (\$1,000) | (dollars) | (number) | (number) | (number) | (\$1,000) | (number) | (\$1,000) |
| 1 | RUSH COUNTY | 84 | 62 | 7 855 | 7 507 | 648 | 11 819 | 216 | 86 | 14 | 2 549 | 5 | 393 |
| 2 | RUSSELL COUNTY | 145 | 129 | 14 820 | 14 556 | 1 362 | 25 290 | 480 | 140 | 14 | 1 184 | 4 | (0) |
| 3 | RUSSELL | 101 | 91 | 11 957 | 11 779 | 1 189 | 22 226 | 400 | 96 | 9 | 789 | 4 | 757 |
| 4 | REMAINDER OF COUNTY | 44 | 38 | 2 863 | 2 777 | 173 | 3 064 | 80 | 44 | 5 | 395 | - | (0) |
| 5 | SALINE COUNTY | 525 | 445 | 88 990 | 87 850 | 10 233 | 190 275 | 3 189 | 467 | 36 | 7 780 | 19 | 20 059 |
| 6 | SALINA | 467 | 403 | 85 826 | 85 064 | 9 906 | 183 935 | 3 034 | 410 | 27 | 6 782 | 19 | 20 059 |
| 7 | REMAINDER OF COUNTY | 58 | 42 | 3 164 | 2 786 | 327 | 6 340 | 155 | 57 | 9 | 998 | - | - |
| 8 | SCOTT COUNTY | 66 | 58 | 10 083 | 9 957 | 867 | 16 188 | 265 | 52 | 6 | 2 227 | 3 | (0) |
| 9 | SCOTT CITY | 60 | 54 | 9 764 | 9 678 | 832 | 15 346 | 252 | 47 | 6 | 2 227 | 3 | (0) |
| 10 | REMAINDER OF COUNTY | 6 | 4 | 319 | 279 | 35 | 842 | 13 | 5 | - | - | - | - |
| 11 | SEOGWICK COUNTY | 2 789 | 2 219 | 472 833 | 463 491 | 54 913 | 1 080 325 | 17 233 | 2 417 | 120 | 23 201 | 70 | 60 085 |
| 12 | OERBY | 37 | 37 | 8 459 | 8 459 | 747 | 14 471 | 240 | 33 | 1 | (0) | 2 | (0) |
| 13 | HAYSVILLE | 30 | 24 | 3 385 | 3 343 | 300 | 5 967 | 111 | 24 | 1 | (0) | 2 | (0) |
| 14 | MULVANE (PART) ¹ | 20 | 10 | 1 504 | 1 214 | 103 | 1 928 | 31 | 23 | 2 | (0) | 1 | (0) |
| 15 | VALLEY CENTER | 30 | 18 | 2 472 | 2 342 | 160 | 3 435 | 74 | 31 | 4 | 160 | - | - |
| 16 | WICHITA | 2 286 | 1 848 | 417 587 | 410 745 | 49 794 | 973 398 | 15 401 | 1 951 | 87 | 19 193 | 58 | 58 637 |
| 17 | REMAINDER OF COUNTY | 386 | 282 | 39 426 | 37 388 | 3 809 | 81 126 | 1 376 | 355 | 25 | 3 622 | 7 | 798 |
| 18 | SEWARO COUNTY | 222 | 188 | 35 246 | 34 572 | 3 679 | 70 103 | 1 055 | 204 | 18 | 2 449 | 9 | 3 329 |
| 19 | LIBERAL | 207 | 177 | 34 079 | 33 503 | 3 587 | 68 176 | 1 010 | 188 | 17 | (0) | 9 | 3 329 |
| 20 | REMAINDER OF COUNTY | 15 | 11 | 1 167 | 1 069 | 92 | 1 927 | 45 | 16 | 1 | (0) | - | - |
| 21 | SHAWNEE COUNTY | 1 186 | 934 | 196 024 | 191 464 | 24 203 | 457 804 | 7 517 | 1 011 | 49 | 13 577 | 42 | 25 383 |
| 22 | TOPEKA | 1 079 | 857 | 183 419 | 179 439 | 22 957 | 429 771 | 7 085 | 910 | 37 | 11 934 | 39 | (0) |
| 23 | REMAINDER OF COUNTY | 107 | 77 | 12 605 | 12 025 | 1 246 | 28 033 | 432 | 101 | 12 | 1 643 | 3 | (0) |
| 24 | SHERIOAN COUNTY | 58 | 42 | 4 086 | 3 910 | 349 | 6 742 | 113 | 61 | 8 | 1 230 | 3 | 269 |
| 25 | SHERMAN COUNTY | 99 | 81 | 13 803 | 13 575 | 1 282 | 23 528 | 382 | 92 | 11 | 1 761 | 6 | 780 |
| 26 | GOOGLANO | 84 | 74 | 13 428 | 13 292 | 1 265 | 23 115 | 369 | 77 | 10 | (0) | 5 | (0) |
| 27 | REMAINDER OF COUNTY | 15 | 7 | 375 | 283 | 17 | 413 | 13 | 15 | 1 | (0) | 1 | (0) |
| 28 | SMITH COUNTY | 105 | 87 | 8 702 | 8 412 | 722 | 13 774 | 281 | 102 | 15 | 1 661 | 5 | 488 |
| 29 | STAFFORO COUNTY | 92 | 74 | 8 230 | 7 858 | 702 | 13 670 | 248 | 89 | 10 | 982 | 9 | 240 |
| 30 | STANTON COUNTY | 26 | 20 | 4 024 | 3 888 | 278 | 6 061 | 67 | 24 | 6 | 1 286 | - | - |
| 31 | STEVENS COUNTY | 64 | 50 | 7 878 | 7 594 | 694 | 13 092 | 223 | 70 | 10 | 1 242 | 3 | 338 |
| 32 | HUGOTON | 55 | 43 | 6 851 | 6 617 | 600 | 11 409 | 194 | 57 | 9 | (0) | 3 | 338 |
| 33 | REMAINDER OF COUNTY | 9 | 7 | 1 027 | 977 | 94 | 1 683 | 29 | 13 | 1 | (0) | - | - |
| 34 | SUMNER COUNTY | 292 | 238 | 31 712 | 30 882 | 2 788 | 53 460 | 980 | 289 | 25 | 4 234 | 14 | 1 658 |
| 35 | MULVANE (PART) ² | 17 | 17 | 3 405 | 3 405 | 282 | 5 991 | 88 | 12 | 1 | (0) | 3 | (0) |
| 36 | WELLINGTON | 103 | 97 | 15 187 | 15 139 | 1 499 | 28 038 | 523 | 104 | 11 | 1 632 | 6 | 1 321 |
| 37 | REMAINDER OF COUNTY | 172 | 124 | 13 120 | 12 338 | 1 007 | 19 431 | 369 | 173 | 13 | (0) | 5 | (0) |
| 38 | THOMAS COUNTY | 126 | 100 | 13 109 | 12 841 | 1 261 | 23 443 | 388 | 117 | 23 | 2 637 | 5 | 681 |
| 39 | COLBY | 106 | 86 | 11 450 | 11 248 | 1 179 | 21 702 | 359 | 99 | 19 | 2 545 | 4 | (0) |
| 40 | REMAINDER OF COUNTY | 20 | 14 | 1 659 | 1 593 | 82 | 1 741 | 29 | 18 | 4 | 92 | 1 | (0) |
| 41 | TREGO COUNTY | 72 | 60 | 6 305 | 6 127 | 596 | 12 110 | 243 | 77 | 9 | 1 201 | 2 | (0) |
| 42 | WAKEENEY | 54 | 48 | 5 366 | 5 280 | 526 | 9 939 | 210 | 55 | 8 | (0) | 2 | (0) |
| 43 | REMAINDER OF COUNTY | 18 | 12 | 939 | 847 | 70 | 2 171 | 33 | 22 | 1 | (0) | - | - |
| 44 | WABAUNSEE COUNTY | 81 | 65 | 5 892 | 5 660 | 420 | 7 815 | 167 | 85 | 14 | 942 | 2 | (0) |
| 45 | WALLACE COUNTY | 25 | 19 | 3 070 | 2 926 | 218 | 4 395 | 73 | 23 | 7 | 1 155 | 3 | 70 |
| 46 | WASHINGTON COUNTY | 138 | 110 | 11 549 | 11 045 | 1 015 | 19 522 | 353 | 132 | 23 | 2 286 | 3 | 106 |
| 47 | WICHITA COUNTY | 29 | 29 | 4 965 | 4 925 | 448 | 9 786 | 134 | 22 | 5 | 1 353 | - | - |
| 48 | WILSON COUNTY | 144 | 122 | 12 991 | 12 667 | 966 | 18 565 | 399 | 152 | 16 | 1 037 | 4 | 434 |
| 49 | FREOONIA | 69 | 59 | 7 176 | 7 094 | 544 | 10 400 | 220 | 72 | 8 | 545 | 4 | 434 |
| 50 | NEOESHA | 52 | 44 | 4 859 | 4 717 | 362 | 6 993 | 143 | 54 | 4 | 283 | - | - |
| 51 | REMAINDER OF COUNTY | 23 | 19 | 956 | 856 | 60 | 1 172 | 36 | 26 | 4 | 209 | - | - |
| 52 | WOODSON COUNTY | 81 | 57 | 5 456 | 5 080 | 403 | 8 263 | 170 | 87 | 12 | 829 | 9 | 301 |
| 53 | WYANOOTTE COUNTY | 1 271 | 971 | 194 046 | 188 520 | 21 836 | 416 280 | 6 049 | 1 180 | 54 | 8 101 | 24 | 12 914 |
| 54 | BONNER SPRINGS | 43 | 35 | 7 362 | 7 182 | 667 | 14 053 | 167 | 47 | 6 | 905 | 1 | (0) |
| 55 | KANSAS CITY | 938 | 722 | 144 732 | 141 206 | 16 965 | 322 691 | 4 567 | 856 | 38 | 5 480 | 18 | 10 082 |
| 56 | REMAINDER OF COUNTY | 290 | 214 | 41 952 | 40 132 | 4 204 | 79 536 | 1 315 | 277 | 10 | 1 716 | 5 | (0) |

Standard Notes: - Represents zero. (D) Withheld to avoid disclosure. (NA) Not available. (X) Not applicable.
 *Nonstore retailers, part of SIC major group 53, are shown separately in this table.
¹Mulvane is in Sedgwick and Sumner Counties.

Inhabitants or More: 1963—Continued

| Kind-of-business group - continued | | | | | | | | | | | | | | | | | | Line number |
|------------------------------------|--------------------|---------------------------|--------------------|------------------------------|--------------------|------------------------------|--------------------|---|--------------------|------------------------------|--------------------|---------------------------------|--------------------|------------------------------|--------------------|------------------------------|--------------------|-------------|
| Food stores | | Automotive dealers | | Gasoline service stations | | Apparel, accessory stores | | Furniture, home furnishings, equipment stores | | Eating, drinking places | | Drug stores, proprietary stores | | Other retail stores | | Nonstore retailers * | | |
| Estab-lish-ments (number) | Sales (\$1,000) | Estab-lish-ments (No.) | Sales (\$1,000) | Estab-lish-ments (number) | Sales (\$1,000) | Estab-lish-ments (number) | Sales (\$1,000) | Estab-lish-ments (number) | Sales (\$1,000) | Estab-lish-ments (number) | Sales (\$1,000) | Estab-lish-ments (No.) | Sales (\$1,000) | Estab-lish-ments (number) | Sales (\$1,000) | Estab-lish-ments (number) | Sales (\$1,000) | |
| 11 | 1 334 | 3 | (D) | 6 | 855 | 5 | 196 | 2 | (D) | 16 | 435 | 5 | 252 | 11 | 561 | 6 | 74 | 1 |
| 15 | 3 294 | 14 | 3 544 | 29 | 1 840 | 6 | 941 | 6 | 726 | 30 | 805 | 7 | 552 | 18 | 984 | 2 | (D) | 2 |
| 6 | 2 757 | 8 | 2 647 | 23 | 1 507 | 6 | 941 | 6 | 726 | 19 | 589 | 4 | (D) | 11 | 560 | 2 | (D) | 3 |
| 44 | 537 | 6 | 897 | 6 | 333 | - | - | - | - | 11 | 216 | 3 | (D) | 7 | 424 | - | - | 4 |
| 35 | 15 301 | 41 | 17 836 | 79 | 6 737 | 32 | 3 768 | 32 | 3 108 | 113 | 4 674 | 15 | 1 853 | 87 | (D) | 27 | 1 900 | 5 |
| 9 | 14 923 | 39 | (D) | 73 | 6 480 | 32 | 3 768 | 32 | 3 108 | 95 | 3 919 | 14 | (D) | 76 | 5 345 | 25 | (D) | 6 |
| 8 | 378 | 2 | (D) | 6 | 257 | - | - | - | - | 18 | 755 | 1 | (D) | 11 | (D) | 2 | (D) | 7 |
| 6 | 2 704 | 7 | 2 015 | 6 | 465 | 3 | 304 | 6 | 372 | 10 | 401 | 2 | (D) | 12 | 816 | 3 | 22 | 8 |
| 2 | (D) | 7 | 2 015 | 5 | (D) | 3 | 304 | 6 | 372 | 9 | (D) | 2 | (D) | 10 | (D) | 3 | 22 | 9 |
| 241 | 101 275 | 212 | 117 752 | 484 | 36 984 | 124 | 24 978 | 163 | 20 391 | 603 | 27 439 | 105 | 17 398 | 493 | 32 796 | 174 | 10 534 | 11 |
| 3 | 2 895 | 5 | 3 475 | 9 | 616 | 2 | (D) | 1 | (D) | 8 | 204 | 2 | (D) | 4 | 166 | - | - | 12 |
| 3 | (D) | - | (D) | 7 | 447 | 3 | 91 | 1 | (D) | 4 | 96 | 2 | (D) | 5 | 144 | 2 | (D) | 13 |
| 4 | 130 | 2 | (D) | 2 | - | - | - | 3 | 121 | 4 | 146 | - | - | 2 | (D) | - | - | 14 |
| 3 | 886 | 3 | 731 | 5 | 277 | 1 | (D) | 1 | (D) | 9 | 129 | 1 | (D) | 1 | (D) | 2 | (D) | 15 |
| 191 | 87 374 | 169 | 105 891 | 369 | 27 803 | 116 | 24 567 | 136 | 17 734 | 500 | 23 688 | 88 | 15 729 | 425 | 27 038 | 147 | 9 933 | 16 |
| 37 | (D) | 33 | (D) | 92 | (D) | 2 | (D) | 21 | 2 416 | 78 | 3 176 | 12 | 723 | 56 | 5 252 | 23 | 569 | 17 |
| 12 | 6 862 | 24 | 10 403 | 25 | 2 380 | 16 | 1 656 | 22 | 2 091 | 48 | 1 984 | 5 | 1 039 | 36 | 2 200 | 7 | 853 | 18 |
| 12 | 6 862 | 24 | 10 403 | 23 | (D) | 16 | 1 656 | 22 | 2 091 | 42 | 1 756 | 5 | 1 039 | 30 | 2 109 | 7 | (D) | 19 |
| - | - | - | - | 2 | (D) | - | - | - | - | 6 | 228 | - | - | 6 | 91 | - | - | 20 |
| 98 | 43 102 | 73 | 38 362 | 195 | 16 175 | 75 | 11 647 | 65 | 11 029 | 223 | 11 416 | 43 | 9 448 | 236 | 13 473 | 87 | 2 412 | 21 |
| 86 | 40 375 | 65 | 37 247 | 171 | 14 527 | 73 | (D) | 63 | (D) | 202 | 10 342 | 43 | 9 448 | 219 | 12 483 | 81 | 2 294 | 22 |
| 12 | 2 727 | 8 | 1 115 | 24 | 1 648 | 2 | (D) | 2 | (D) | 21 | 1 074 | - | - | 17 | 990 | 6 | 118 | 23 |
| 3 | 227 | 4 | 702 | 9 | (D) | 3 | 19 | 3 | 249 | 7 | (D) | 1 | (D) | 13 | 839 | 4 | 12 | 24 |
| 11 | 2 143 | 12 | 4 623 | 11 | 856 | 6 | 583 | 8 | 1 558 | 16 | 536 | 4 | 332 | 13 | (D) | 1 | (D) | 25 |
| 7 | 2 111 | 10 | (D) | 8 | (D) | 6 | 583 | 8 | 1 558 | 14 | (D) | 4 | 332 | 11 | 376 | 1 | (D) | 26 |
| 4 | 32 | 2 | (D) | 3 | (D) | - | - | - | - | 2 | (D) | - | - | 2 | (D) | - | - | 27 |
| 14 | 1 902 | 7 | 1 418 | 18 | 924 | 8 | 199 | 6 | 356 | 13 | 446 | 5 | 247 | 12 | (D) | 2 | (D) | 28 |
| 9 | 2 012 | 8 | 1 589 | 18 | 1 081 | 4 | 146 | 5 | 220 | 15 | 290 | 3 | 109 | 9 | (D) | 2 | (D) | 29 |
| 2 | (D) | 2 | (D) | 6 | 666 | 1 | (D) | - | - | 4 | 156 | 1 | (D) | 4 | 602 | - | - | 30 |
| 3 | (D) | 6 | 2 764 | 11 | 672 | 4 | 187 | 4 | 212 | 8 | 295 | 2 | (D) | 13 | 618 | - | - | 31 |
| 3 | (D) | 5 | (D) | 9 | (D) | 4 | 187 | 4 | 212 | 7 | (D) | 2 | (D) | 9 | 321 | - | - | 32 |
| - | - | 1 | (D) | 2 | (D) | - | - | - | - | 1 | (D) | - | - | 4 | 297 | - | - | 33 |
| 35 | 7 381 | 19 | 6 616 | 53 | 3 244 | 14 | 749 | 19 | 1 862 | 41 | 1 646 | 15 | 1 061 | 42 | 3 193 | 15 | 68 | 34 |
| 2 | (D) | 1 | (D) | 2 | (D) | - | - | 1 | (D) | 3 | (D) | 3 | 212 | 1 | (D) | - | - | 35 |
| 8 | 3 508 | 8 | 4 198 | 14 | 1 012 | 10 | 653 | 6 | 844 | 14 | 648 | 5 | 440 | 19 | (D) | 2 | (D) | 36 |
| 25 | (D) | 10 | (D) | 37 | (D) | 4 | 96 | 12 | (D) | 24 | (D) | 7 | 409 | 22 | 1 968 | 13 | (D) | 37 |
| 8 | 2 329 | 15 | 2 269 | 16 | 1 369 | 8 | 464 | 9 | 753 | 15 | 676 | 4 | 480 | 20 | 1 413 | 3 | 38 | 38 |
| 6 | (D) | 14 | (D) | 14 | (D) | 6 | (D) | 9 | 753 | 13 | (D) | 3 | (D) | 15 | 474 | 3 | 38 | 39 |
| 2 | (D) | 1 | (D) | 2 | (D) | 2 | (D) | - | - | 2 | (D) | 1 | (D) | 5 | 939 | - | - | 40 |
| 9 | 1 281 | 6 | 1 200 | 12 | 882 | 5 | 147 | 2 | (D) | 19 | 543 | 2 | (D) | 6 | 361 | 2 | (D) | 41 |
| 5 | 1 141 | 5 | (D) | 9 | (D) | 3 | 147 | 2 | (D) | 12 | 441 | 2 | (D) | 4 | (D) | 2 | (D) | 42 |
| 4 | 140 | 1 | (D) | 3 | (D) | - | - | - | - | 7 | 102 | - | - | 2 | (D) | - | - | 43 |
| 15 | 1 198 | 5 | 871 | 7 | 676 | 5 | 50 | 3 | 144 | 14 | (D) | 4 | 157 | 10 | 1 517 | 2 | (D) | 44 |
| 1 | (D) | 3 | 647 | 1 | (D) | 2 | (D) | 1 | (D) | 1 | (D) | 1 | (D) | 5 | 364 | - | - | 45 |
| 19 | 2 066 | 8 | 1 400 | 23 | 1 085 | 1 | (D) | 10 | 821 | 31 | 686 | 4 | 220 | 14 | 2 680 | 2 | (D) | 46 |
| 3 | (D) | 3 | (D) | 4 | 469 | 2 | (D) | 1 | (D) | 6 | 196 | 1 | (D) | 4 | 603 | - | - | 47 |
| 20 | 3 273 | 13 | 2 999 | 23 | 1 448 | 11 | 491 | 11 | 468 | 20 | 443 | 5 | 456 | 18 | 1 924 | 3 | 18 | 48 |
| 6 | 1 472 | 9 | 1 803 | 9 | 614 | 4 | 233 | 8 | 223 | 9 | 242 | 2 | (D) | 10 | (D) | - | - | 49 |
| 10 | 1 632 | 4 | 1 196 | 8 | 395 | 7 | 258 | 3 | 245 | 7 | 174 | 3 | (D) | 6 | (D) | - | - | 50 |
| 4 | 169 | - | - | 6 | 439 | - | - | - | - | 4 | 27 | - | (D) | 2 | (D) | 3 | 18 | 51 |
| 8 | 1 255 | 5 | 1 123 | 11 | 690 | 3 | (D) | 3 | 156 | 14 | 304 | 2 | (D) | 14 | 600 | - | (D) | 52 |
| 188 | 48 383 | 85 | 53 562 | 232 | 18 429 | 58 | 8 338 | 71 | 9 683 | 285 | 10 491 | 50 | 9 213 | 162 | 9 950 | 62 | 4 982 | 53 |
| 10 | 1 438 | 3 | (D) | 6 | 490 | 3 | 199 | 3 | (D) | 4 | 193 | 2 | (D) | 3 | (D) | 2 | (D) | 54 |
| 133 | 28 064 | 64 | 49 344 | 154 | 11 750 | 47 | 6 343 | 52 | 8 522 | 224 | 7 703 | 39 | 6 888 | 129 | 6 931 | 40 | 3 625 | 55 |
| 45 | 18 881 | 18 | (D) | 72 | 6 189 | 8 | 1 796 | 16 | (D) | 57 | 2 595 | 9 | (D) | 30 | (D) | 20 | (D) | 56 |

TABLE 4. Standard Metropolitan Statistical Areas: 1963

| SIC code | Standard metropolitan statistical area and kind of business | Establishments | | Sales | | Payroll, entire year (\$1,000) | Payroll, workweek ended nearest Nov. 15 (dollars) | Paid employees, workweek ended nearest Nov. 15 (number) | Active proprietors of unincorporated businesses (number) |
|-------------------------------------|--|--|-----------------------|-------------------------------------|---------------------------------------|--------------------------------|---|---|--|
| | | Total (number) | With payroll (number) | Total, all establishments (\$1,000) | Establishments with payroll (\$1,000) | | | | |
| <u>KANSAS CITY, MO.-KANS., SMSA</u> | | Consists of Cass, Clay, Jackson, and Platte Counties, Mo., and Johnson and Wyandotte Counties, Kans. | | | | | | | |
| | RETAIL TRADE, TOTAL | 8 106 | 6 308 | 1 682 887 | 1 645 821 | 218 727 | 4 225 716 | 64 297 | 6 985 |
| | LUMBER, BUILDING MATERIALS, HARDWARE, FARM EQUIPMENT DEALERS | | | | | | | | |
| 52 | TOTAL | 426 | 346 | 62 915 | 61 429 | 8 216 | 158 402 | 1 727 | 307 |
| 521 | LUMBER YARDS | 88 | 82 | 25 181 | 25 055 | 3 359 | 65 911 | 618 | 49 |
| | BUILDING MATERIALS DEALERS | 32 | 24 | 3 658 | 3 564 | 462 | 9 327 | 84 | 21 |
| 522 | HEATING, PLUMBING EQUIPMENT DEALERS | 21 | 17 | 1 504 | 1 430 | 261 | 4 813 | 55 | 19 |
| 523 | PAINT, GLASS, WALLPAPER STORES | 105 | 83 | 9 342 | 8 996 | 1 429 | 27 625 | 292 | 57 |
| 524 | ELECTRICAL SUPPLY STORES | 8 | 6 | 603 | 527 | 114 | 2 779 | 23 | 4 |
| 5251 | HARDWARE STORES | 127 | 101 | 11 625 | 11 131 | 1 526 | 28 136 | 424 | 127 |
| 5252 | FARM EQUIPMENT DEALERS | 45 | 33 | 11 002 | 10 726 | 1 065 | 19 811 | 231 | 30 |
| | GENERAL MERCHANDISE GROUP STORES* | | | | | | | | |
| 53 PART* | TOTAL | 253 | 217 | 227 223 | 226 767 | 33 431 | 606 236 | 10 899 | 132 |
| 531 | DEPARTMENT STORES | 40 | 40 | 186 001 | 186 001 | 27 156 | 492 085 | 8 414 | - |
| 533 | LIMITED PRICE VARIETY STORES | 102 | 96 | 22 929 | 22 873 | 3 914 | 71 070 | 1 697 | 50 |
| 539 | GENERAL MERCHANDISE STORES | 66 | 52 | 15 714 | 15 544 | 2 032 | 37 025 | 653 | 39 |
| | DRY GOODS STORES | 25 | 13 | 1 330 | 1 200 | 181 | 3 100 | 58 | 25 |
| | SEWING, NEEDLEWORK STORES | 20 | 16 | 1 249 | 1 149 | 148 | 2 956 | 77 | 18 |
| | FOOD STORES | | | | | | | | |
| 54 | TOTAL | 974 | 756 | 352 701 | 345 085 | 30 173 | 588 279 | 8 093 | 822 |
| 541 | GROCERY STORES, INCLUDING DELICATESSENS | 746 | 592 | 338 312 | 332 250 | 28 109 | 544 418 | 7 323 | 645 |
| 542 | MEAT MARKETS | 24 | 14 | 2 951 | 2 329 | 224 | 4 787 | 61 | 26 |
| | FISH (SEAFOOD) MARKETS | 4 | 2 | 354 | (D) | (D) | (D) | (D) | (D) |
| 543 | FRUIT STORES, VEGETABLE MARKETS | 27 | 13 | 691 | 50 | 50 | 928 | 18 | 33 |
| 544 | CANDY, NUT, CONFECTIONERY STORES | 39 | 19 | 2 403 | 2 149 | 281 | 6 853 | 161 | 29 |
| 545 | DAIRY PRODUCTS STORES | 37 | 35 | 2 344 | 2 266 | 286 | 6 071 | 120 | 11 |
| 546 | RETAIL BAKERIES | 78 | 70 | 4 001 | 3 879 | 939 | 19 578 | 343 | 62 |
| 5462 | RETAIL BAKERIES, MANUFACTURING | 54 | 48 | 2 679 | 2 627 | 710 | 14 722 | 251 | 54 |
| 5463 | RETAIL BAKERIES, NONMANUFACTURING | 24 | 22 | 1 322 | 1 252 | 229 | 4 856 | 92 | 8 |
| 549 | EGG AND POULTRY DEALERS | 7 | 1 | 72 | (D) | (D) | (D) | (D) | (D) |
| | OTHER | 12 | 10 | 1 353 | 1 247 | 234 | 4 612 | 56 | 6 |
| | AUTOMOTIVE DEALERS | | | | | | | | |
| 55 EX. 554 | TOTAL | 534 | 392 | 323 919 | 318 795 | 29 142 | 571 452 | 5 181 | 377 |
| 551 | PASSENGER CAR DEALERS, FRANCHISED | 138 | 138 | 268 235 | 268 235 | 23 460 | 460 676 | 3 987 | 47 |
| | DOMESTIC CAR DEALERS | 118 | 118 | 240 032 | 240 032 | 20 218 | 403 571 | 3 495 | 39 |
| | IMPORTED CAR DEALERS | 10 | 10 | 7 414 | 7 414 | 1 050 | 19 118 | 173 | 6 |
| | DOMESTIC AND IMPORTED CAR DEALERS | 10 | 10 | 20 789 | 20 789 | 2 192 | 37 987 | 319 | 2 |
| 552 | PASSENGER CAR DEALERS, NONFRANCHISED | 193 | 89 | 22 516 | 17 836 | 1 423 | 26 733 | 282 | 203 |
| 553 | TIRE, BATTERY, ACCESSORY DEALERS | 125 | 95 | 14 161 | 13 789 | 2 304 | 43 180 | 467 | 90 |
| | HOME AND AUTO SUPPLY STORES | 33 | 33 | 8 566 | 8 566 | 1 120 | 25 025 | 281 | 9 |
| 559 | MISCELLANEOUS AIRCRAFT, MARINE, AUTOMOTIVE DEALERS | 45 | 37 | 10 441 | 10 369 | 835 | 15 838 | 164 | 28 |
| | AIRCRAFT, BOAT, MOTORCYCLE DEALERS | 23 | 21 | 5 626 | 5 594 | 475 | 9 655 | 110 | 17 |
| | HOUSEHOLD TRAILER DEALERS | 22 | 16 | (D) | (D) | (D) | (D) | (D) | (D) |
| | OTHER AUTOMOTIVE DEALERS | - | - | (D) | (D) | (D) | (D) | (D) | (D) |
| | GASOLINE SERVICE STATIONS | | | | | | | | |
| 55PT(554) | TOTAL | 1 249 | 1 061 | 120 080 | 114 960 | 11 705 | 250 125 | 3 732 | 1 263 |
| | APPAREL, ACCESSORY STORES | | | | | | | | |
| 56 | TOTAL | 490 | 438 | 98 618 | 97 850 | 17 022 | 318 330 | 5 803 | 314 |
| 561, 567 | MEN'S, BOYS' APPAREL STORES, CUSTOM TAILORS | 81 | 71 | 13 748 | 13 582 | 2 520 | 44 910 | 665 | 58 |
| 561 | MEN'S, BOYS' CLOTHING AND FURNISHINGS STORES | 68 | 64 | 13 402 | 13 264 | 2 454 | 43 689 | 643 | 40 |
| 567 | CUSTOM TAILORS | 13 | 7 | 346 | 318 | 66 | 1 221 | 22 | 18 |
| 562-3, 568 | WOMEN'S CLOTHING, SPECIALTY STORES | 182 | 164 | 38 931 | 38 729 | 7 029 | 138 354 | 2 767 | 118 |
| 562 | WOMEN'S READY-TO-WEAR STORES | 115 | 105 | 31 575 | 31 393 | 5 722 | 113 202 | 2 352 | 84 |
| 563, 568 | WOMEN'S ACCESSORY, SPECIALTY STORES, FURRIERS | 67 | 59 | 7 356 | 7 336 | 1 307 | 25 152 | 415 | 34 |
| 563 | MILLINERY STORES | 21 | 17 | 987 | 977 | 169 | 3 432 | 64 | 7 |
| | CORSET, LINGERIE STORES | 3 | 3 | (D) | (D) | (D) | (D) | (D) | (D) |
| | HOSIERY STORES | 1 | 1 | (D) | (D) | (D) | (D) | (D) | (D) |
| | APPAREL, ACCESSORY, OTHER SPECIALTY STORES | 31 | 29 | 4 205 | 4 203 | 578 | 12 399 | 238 | 19 |
| 568 | FURRIERS, FUR SHOPS | 11 | 9 | 1 775 | 1 767 | 461 | 7 868 | 86 | 5 |
| 565 | FAMILY CLOTHING STORES | 69 | 55 | 28 743 | 28 511 | 5 010 | 87 628 | 1 628 | 54 |
| 566 | SHOE STORES | 120 | 118 | 15 066 | 14 994 | 2 214 | 42 119 | 655 | 47 |
| | MEN'S SHOE STORES | 12 | 12 | (D) | (D) | (D) | (D) | (D) | (D) |
| | WOMEN'S SHOE STORES | 24 | 24 | 4 613 | 4 613 | 765 | 14 908 | 206 | 4 |
| | CHILDREN'S, JUVENILES' SHOE STORES | 2 | 2 | (D) | (D) | (D) | (D) | (D) | (D) |
| | FAMILY SHOE STORES | 82 | 80 | 9 390 | 9 318 | 1 286 | 24 250 | 410 | 40 |
| 564 | CHILDREN'S, INFANTS' WEAR STORES | 28 | 26 | 1 730 | (D) | (D) | (D) | (D) | (D) |
| 569 | MISCELLANEOUS APPAREL, ACCESSORY STORES | 10 | 4 | 400 | (D) | (D) | (D) | (D) | (D) |

Standard Notes: - Represents zero. (D) Withheld to avoid disclosure. (NA) Not available. (X) Not applicable.
 *Nonstore retailers, part of SIC major group 53, are shown separately in this table.

TABLE 4. Standard Metropolitan Statistical Areas: 1963—Continued

| SIC code | Standard metropolitan statistical area and kind of business | Establishments | | Sales | | Payroll, entire year (\$1,000) | Payroll, workweek ended nearest Nov. 15 (dollars) | Paid employees, workweek ended nearest Nov. 15 (number) | Active proprietors of unincorporated businesses (number) |
|---|---|----------------|-----------------------|-------------------------------------|---------------------------------------|--------------------------------|---|---|--|
| | | Total (number) | With payroll (number) | Total, all establishments (\$1,000) | Establishments with payroll (\$1,000) | | | | |
| KANSAS CITY, MO.-KANS., SMSA—Continued | | | | | | | | | |
| FURNITURE, HOME FURNISHINGS, EQUIPMENT STORES | | | | | | | | | |
| | TOTAL | 452 | 332 | 62 911 | 60 621 | 9 653 | 191 257 | 1 963 | 348 |
| 57 | FURNITURE, HOME FURNISHINGS STORES | 269 | 175 | 34 161 | 32 609 | 5 633 | 114 343 | 1 142 | 214 |
| 5712 | FURNITURE STORES | 169 | 105 | 23 381 | 22 353 | 3 835 | 79 166 | 757 | 129 |
| 5713 | FLOOR COVERING STORES | 41 | 35 | 6 871 | 6 621 | 1 036 | 20 073 | 185 | 31 |
| 5714 | DRAPERY, CURTAIN, UPHOLSTERY STORES | 36 | 22 | 1 707 | 1 565 | 359 | 6 678 | 98 | 36 |
| 5715 | CHINA, GLASSWARE, METALWARE STORES | 5 | 3 | 433 | (0) | (0) | (0) | (0) | (0) |
| 5719 | MISCELLANEOUS HOME FURNISHINGS STORES | 18 | 10 | 1 769 | (0) | (0) | (0) | (0) | (0) |
| 572 | HOUSEHOLD APPLIANCE STORES | 99 | 87 | 16 549 | 16 095 | 2 220 | 41 919 | 436 | 69 |
| 5732 | RADIO, TELEVISION STORES | 44 | 40 | 6 209 | 6 181 | 880 | 17 101 | 172 | 37 |
| 5733 | MUSIC STORES | 40 | 30 | 5 992 | 5 736 | 920 | 17 894 | 213 | 28 |
| | RECORD SHOPS | 12 | 10 | 532 | 510 | 62 | 1 720 | 26 | 7 |
| | MUSICAL INSTRUMENT STORES | 28 | 20 | 5 460 | 5 226 | 858 | 16 174 | 187 | 21 |
| EATING, DRINKING PLACES | | | | | | | | | |
| 58 | TOTAL | 1 657 | 1 457 | 111 183 | 108 367 | 28 603 | 556 325 | 11 866 | 1 595 |
| 5812 | EATING PLACES | 1 167 | 1 055 | 88 099 | 86 731 | 24 807 | 480 147 | 10 402 | 1 090 |
| | RESTAURANTS, LUNCHROOMS | 812 | 730 | 62 001 | 61 041 | 18 030 | 347 565 | 7 298 | 793 |
| | CAFETERIAS | 59 | 59 | 9 853 | 9 849 | 3 130 | 60 363 | 1 321 | 20 |
| | REFRESHMENT PLACES | 256 | 238 | 13 590 | 13 322 | 2 859 | 55 976 | 1 467 | 241 |
| | CATERERS | 40 | 28 | 2 655 | 2 519 | 788 | 16 243 | 316 | 36 |
| 5813 | DRINKING PLACES (ALCOHOLIC BEVERAGES) | 490 | 402 | 23 084 | 21 636 | 3 796 | 76 178 | 1 464 | 505 |
| DRUG STORES, PROPRIETARY STORES | | | | | | | | | |
| 59PT(591) | TOTAL | 339 | 319 | 77 733 | 76 869 | 11 236 | 217 589 | 3 414 | 254 |
| 591 | DRUG STORES | 302 | 286 | 74 850 | 74 076 | 10 955 | 211 422 | 3 287 | 220 |
| | PROPRIETARY STORES | 37 | 33 | 2 883 | 2 793 | 281 | 6 167 | 127 | 34 |
| OTHER RETAIL STORES | | | | | | | | | |
| 59 EX.591 | TOTAL | 1 152 | 832 | 97 168 | 91 546 | 12 158 | 234 545 | 3 376 | 1 044 |
| 592 | LIQUOR STORES | 222 | 186 | 22 853 | 21 431 | 1 222 | 23 127 | 435 | 214 |
| 593 | ANTIQUES, SECONDHAND STORES | 155 | 91 | 12 622 | 11 928 | 2 379 | 42 644 | 547 | 131 |
| 5932 | ANTIQUES STORES | 29 | 7 | 681 | 307 | 39 | 834 | 14 | 29 |
| 5933 | SECONDHAND STORES | 126 | 84 | 11 941 | 11 621 | 2 340 | 41 810 | 533 | 102 |
| 594 | BOOK, STATIONERY STORES | 42 | 38 | 3 493 | 3 443 | 498 | 9 436 | 148 | 45 |
| 5942 | BOOK STORES | 16 | 16 | 1 149 | 1 149 | 113 | 2 149 | 44 | 19 |
| 5943 | STATIONERY STORES | 26 | 22 | 2 344 | 2 294 | 385 | 7 287 | 104 | 26 |
| 595 | SPORTING GOODS STORES, BICYCLE SHOPS | 51 | 31 | 3 680 | 3 424 | 508 | 9 273 | 121 | 47 |
| 5952 | SPORTING GOODS STORES | 44 | 30 | 3 521 | 3 251 | (0) | (0) | (0) | (0) |
| 5953 | BICYCLE SHOPS | 7 | 1 | 159 | (0) | (0) | (0) | (0) | (0) |
| 5962 | HAY, GRAIN, FEED STORES | 49 | 37 | 9 764 | 9 268 | 479 | 8 700 | 121 | 48 |
| 5969 | OTHER FARM SUPPLY STORES | 20 | 14 | 3 318 | 3 230 | 330 | 5 568 | 161 | 11 |
| | GARDEN SUPPLY STORES | 18 | 16 | 1 301 | 1 291 | 175 | 2 936 | 40 | 18 |
| 597 | JEWELRY STORES | 116 | 78 | 12 125 | 11 673 | 1 817 | 35 623 | 456 | 98 |
| 598 | FUEL, ICE DEALERS | 43 | 29 | 4 367 | 4 149 | 825 | 16 642 | 164 | 28 |
| 5982 | COAL AND WOOD DEALERS | 8 | 4 | 224 | (0) | (0) | (0) | (0) | (0) |
| | ICE DEALERS | 5 | 1 | 51 | (0) | (0) | (0) | (0) | (0) |
| 5983 | FUEL OIL DEALERS | 10 | 6 | 1 221 | 1 067 | 133 | 2 000 | 21 | 8 |
| 5984 | BOTTLED GAS DEALERS | 20 | 18 | 2 871 | 2 853 | 663 | 14 110 | 132 | 6 |
| 5992 | FLORISTS | 81 | 75 | 4 895 | 4 821 | 1 009 | 19 699 | 316 | 88 |
| 5993 | CIGAR STORES, STANOS | 27 | 17 | 937 | 807 | 98 | 1 840 | 38 | 29 |
| 5994 | NEWS DEALERS, NEWSSTANOS | 15 | 11 | 1 299 | 1 243 | 187 | 4 967 | 90 | 14 |
| 5996 | CAMERA, PHOTOGRAPHIC SUPPLY STORES | 23 | 13 | 1 909 | 1 615 | 245 | 4 789 | 68 | 19 |
| 5997 | GIFT, NOVELTY, SOUVENIR SHOPS | 67 | 45 | 4 783 | 4 585 | 746 | 15 909 | 243 | 67 |
| 5998 | OPTICAL GOODS STORES | 69 | 65 | 3 128 | 3 054 | 655 | 12 090 | 126 | 55 |
| 5999 | TYPEWRITER STORES | 6 | 6 | 431 | 431 | 130 | 2 859 | 29 | 4 |
| | LUGGAGE, LEATHER GOODS STORES | 10 | 8 | 850 | 568 | 131 | 2 115 | 31 | 5 |
| | HOBBY, TOY, GAME SHOPS | 34 | 28 | 1 789 | 1 725 | 269 | 5 580 | 120 | 24 |
| | RELIGIOUS GOODS STORES | 6 | 6 | 721 | 721 | 94 | 1 922 | 27 | 4 |
| | PET SHOPS | 7 | 3 | 130 | 74 | 8 | 195 | 3 | 9 |
| | OTHER | 91 | 35 | 2 773 | 2 065 | 353 | 8 631 | 92 | 86 |
| NONSTORE RETAILERS* | | | | | | | | | |
| 53 PART* | TOTAL | 580 | 158 | 148 436 | 143 532 | 27 388 | 533 176 | 8 243 | 529 |
| 532 | MAIL-ORDER HOUSES | 33 | 31 | 115 353 | 115 323 | 22 579 | 442 342 | 7 167 | 10 |
| 534 | MERCHANTISE VENDING MACHINE OPERATORS | 77 | 39 | 16 702 | 15 688 | 2 045 | 39 120 | 372 | 78 |
| 535 | DIRECT SELLING (HOUSE-TO-HOUSE) ORGANIZATIONS | 470 | 88 | 16 381 | 12 521 | 2 764 | 51 714 | 704 | 441 |

Standard Notes: - Represents zero. (D) Withheld to avoid disclosure. (NA) Not available. (X) Not applicable.
 *Nonstore retailers, part of SIC major group 53, are shown separately in this table.

TABLE 4. Standard Metropolitan Statistical Areas: 1963-Continued

| SIC code | Standard metropolitan statistical area and kind of business | Establishments | | Sales | | Payroll, entire year (\$1,000) | Payroll, workweek ended nearest Nov. 15 (dollars) | Paid employees, workweek ended nearest Nov. 15 (number) | Active proprietors of unincorporated businesses (number) |
|--------------------|--|--|-----------------------|-------------------------------------|---------------------------------------|--------------------------------|---|---|--|
| | | Total (number) | With payroll (number) | Total, all establishments (\$1,000) | Establishments with payroll (\$1,000) | | | | |
| TOPEKA SMSA | | Coextensive with Shawnee County, Kans. | | | | | | | |
| | RETAIL TRADE, TOTAL | 1 186 | 934 | 196 024 | 191 464 | 24 203 | 457 804 | 7 517 | 1 011 |
| | LUMBER, BUILDING MATERIALS, HARDWARE, FARM EQUIPMENT DEALERS | | | | | | | | |
| 52 | TOTAL | 49 | 41 | 13 577 | 13 311 | 2 255 | 38 899 | 439 | 45 |
| 521 | (LUMBER YARDS | 11 | 11 | 9 220 | 9 220 | 1 729 | 29 196 | 303 | 9 |
| | (BUILDING MATERIALS DEALERS | 5 | 3 | (D) | (D) | (D) | (D) | (D) | (D) |
| 522 | (HEATING, PLUMBING EQUIPMENT DEALERS | 2 | 2 | (D) | (D) | (D) | (D) | (D) | (D) |
| 523 | (PAINT, GLASS, WALLPAPER STORES | 11 | 7 | 1 170 | 986 | 146 | 2 783 | 34 | 8 |
| 524 | (ELECTRICAL SUPPLY STORES | - | - | - | - | - | - | - | - |
| 5251 | (HARDWARE STORES | 14 | 12 | 1 309 | 1 233 | 173 | 3 180 | 54 | 15 |
| 5252 | (FARM EQUIPMENT DEALERS | 6 | 6 | 1 659 | 1 659 | 169 | 3 060 | 40 | 6 |
| | GENERAL MERCHANDISE GROUP STORES* | | | | | | | | |
| 53 PART* | TOTAL | 42 | 40 | 25 383 | 25 343 | 4 055 | 82 071 | 1 373 | 18 |
| 531 | (DEPARTMENT STORES | 7 | 7 | 19 548 | 19 548 | 3 107 | 63 546 | 961 | - |
| 533 | (LIMITED PRICE VARIETY STORES | 18 | 18 | 3 811 | 3 811 | 708 | 13 106 | 310 | 6 |
| 539 | (GENERAL MERCHANDISE STORES | 7 | 7 | 1 427 | 1 427 | 181 | 4 094 | 66 | 2 |
| | (DRY GOODS STORES | 5 | 5 | (D) | (D) | (D) | (D) | (D) | (D) |
| | (SEWING, NEEDLEWORK STORES | 5 | 3 | (D) | (D) | (D) | (D) | (D) | (D) |
| | FOOD STORES | | | | | | | | |
| 54 | TOTAL | 98 | 84 | 43 102 | 42 854 | 3 401 | 65 656 | 1 104 | 84 |
| 541 | (GROCERY STORES, INCLUDING DELICATESSENS | 85 | 75 | 42 722 | 42 490 | 3 350 | 64 714 | 1 080 | 72 |
| 542 | (MEAT MARKETS | 2 | - | 13 | 13 | 1 | - | - | - |
| | (FISH (SEAFOOD) MARKETS | 3 | - | 6 | - | - | - | - | 2 |
| 543 | (FRUIT STORES, VEGETABLE MARKETS | 2 | 1 | (D) | (D) | (D) | (D) | (D) | (D) |
| 544 | (CANON, NUT, CONFECTIONERY STORES | 2 | 2 | (D) | (D) | (D) | (D) | (D) | (D) |
| 545 | (DAIRY PRODUCTS STORES | 1 | 1 | (D) | (D) | (D) | (D) | (D) | (D) |
| 546 | (RETAIL BAKERIES | 4 | 4 | 103 | 103 | 24 | 555 | 12 | 3 |
| 5462 | (RETAIL BAKERIES, MANUFACTURING | 3 | 3 | (D) | (D) | (D) | (D) | (D) | (D) |
| 5463 | (RETAIL BAKERIES, NONMANUFACTURING | 1 | 1 | (D) | (D) | (D) | (D) | (D) | (D) |
| 549 | (EGG AND POULTRY DEALERS | - | - | - | - | - | - | - | - |
| | (OTHER | 1 | 1 | (D) | (D) | (D) | (D) | (D) | (D) |
| | AUTOMOTIVE DEALERS | | | | | | | | |
| 55 EX.554 | TOTAL | 73 | 57 | 38 362 | 38 000 | 3 861 | 66 587 | 698 | 56 |
| 551 | (PASSENGER CAR DEALERS, FRANCHISED | 17 | 17 | 30 442 | 30 442 | 3 044 | 50 841 | 517 | 3 |
| | (DOMESTIC CAR DEALERS | 12 | 12 | 21 854 | 21 854 | 2 143 | 35 494 | 378 | 2 |
| | (IMPORTED CAR DEALERS | 2 | 2 | (D) | (D) | (D) | (D) | (D) | (D) |
| | (DOMESTIC AND IMPORTED CAR DEALERS | 3 | 3 | (D) | (D) | (D) | (D) | (D) | (D) |
| 552 | (PASSENGER CAR DEALERS, NONFRANCHISED | 25 | 13 | 3 054 | 2 820 | 155 | 3 227 | 38 | 28 |
| 553 | (TIRE, BATTERY, ACCESSORY DEALERS | 17 | 17 | 2 836 | 2 780 | 550 | 10 328 | 117 | 11 |
| | (HOME AND AUTO SUPPLY STORES | 2 | 2 | (D) | (D) | (D) | (D) | (D) | (D) |
| 559 | (MISCELLANEOUS AIRCRAFT, MARINE, AUTOMOTIVE DEALERS | 12 | 8 | (D) | (D) | (D) | (D) | (D) | (D) |
| | (AIRCRAFT, BOAT, MOTORCYCLE DEALERS | 1 | 1 | (D) | (D) | (D) | (D) | (D) | (D) |
| | (HOUSEHOLD TRAILER DEALERS | 11 | 7 | 1 648 | 1 576 | 78 | 1 598 | 18 | 12 |
| | (OTHER AUTOMOTIVE DEALERS | - | - | - | - | - | - | - | - |
| | GASOLINE SERVICE STATIONS | | | | | | | | |
| 55PT(554) | TOTAL | 195 | 179 | 16 175 | 15 445 | 1 537 | 34 539 | 594 | 196 |
| | APPAREL, ACCESSORY STORES | | | | | | | | |
| 56 | TOTAL | 75 | 71 | 11 647 | 11 559 | 1 767 | 29 896 | 569 | 42 |
| 561,567 | (MEN'S, BOYS' APPAREL STORES, CUSTOM TAILORS | 13 | 11 | 2 022 | 1 964 | 346 | 6 677 | 103 | 12 |
| 561 | (MEN'S, BOYS' CLOTHING AND FURNISHINGS STORES | 13 | 11 | 2 022 | 1 964 | 346 | 6 677 | 103 | 12 |
| 567 | (CUSTOM TAILORS | - | - | - | - | - | - | - | - |
| 562-3,56B | (WOMEN'S CLOTHING, SPECIALTY STORES | 28 | 28 | 3 765 | 3 765 | 471 | 8 255 | 174 | 17 |
| 562 | (WOMEN'S READY-TO-WEAR STORES | 25 | 25 | (D) | (D) | (D) | (D) | (D) | (D) |
| 563,56B | (WOMEN'S ACCESSORY, SPECIALTY STORES, FURRIERS | 3 | 3 | (D) | (D) | (D) | (D) | (D) | (D) |
| 563 | (MILLINERY STORES | 1 | 1 | (D) | (D) | (D) | (D) | (D) | (D) |
| | (CORSET, LINGERIE STORES | - | - | - | - | - | - | - | - |
| | (HOSIERY STORES | - | - | - | - | - | - | - | - |
| | (APPAREL, ACCESSORY, OTHER SPECIALTY STORES | 2 | 2 | (D) | (D) | (D) | (D) | (D) | (D) |
| 56B | (FURRIERS, FUR SHOPS | - | - | - | - | - | - | - | - |
| 565 | (FAMILY CLOTHING STORES | 9 | 7 | 2 664 | 2 634 | 440 | 5 112 | 154 | 4 |
| 566 | (SHOE STORES | 19 | 19 | 2 781 | 2 781 | 467 | 9 113 | 120 | 3 |
| | (MEN'S SHOE STORES | - | - | - | - | - | - | - | - |
| | (WOMEN'S SHOE STORES | 3 | 3 | (D) | (D) | (D) | (D) | (D) | (D) |
| | (CHILDREN'S, JUVENILES' SHOE STORES | 1 | 1 | (D) | (D) | (D) | (D) | (D) | (D) |
| 564 | (FAMILY SHOE STORES | 15 | 15 | 2 217 | 2 217 | 382 | 7 530 | 96 | 3 |
| 564 | (CHILDREN'S, INFANTS' WEAR STORES | 6 | 6 | 415 | 415 | 43 | 739 | 18 | 6 |
| 569 | (MISCELLANEOUS APPAREL, ACCESSORY STORES | - | - | - | - | - | - | - | - |

Standard Notes: - Represents zero. (D) Withheld to avoid disclosure. (NA) Not available. (X) Not applicable.
 *Nonstore retailers, part of SIC major group 53, are shown separately in this table.

TABLE 4. Standard Metropolitan Statistical Areas: 1963-Continued

| SIC code | Standard metropolitan statistical area and kind of business | Establishments | | Sales | | Payroll, entire year (\$1,000) | Payroll, workweek ended nearest Nov. 15 (dollars) | Paid employees, workweek ended nearest Nov. 15 (number) | Active proprietors of unincorporated businesses (number) |
|---|---|----------------|-----------------------|-------------------------------------|---------------------------------------|--------------------------------|---|---|--|
| | | Total (number) | With payroll (number) | Total, all establishments (\$1,000) | Establishments with payroll (\$1,000) | | | | |
| TOPEKA SMSA-Continued | | | | | | | | | |
| FURNITURE, HOME FURNISHINGS, EQUIPMENT STORES | | | | | | | | | |
| | TOTAL | 65 | 47 | 11 029 | 10 843 | 1 824 | 30 100 | 460 | 52 |
| 57 | FURNITURE, HOME FURNISHINGS STORES | 33 | 23 | 3 462 | 3 322 | 522 | 11 368 | 215 | 26 |
| 5712 | FURNITURE STORES | 25 | 17 | 3 219 | 3 089 | 475 | 10 283 | 197 | 19 |
| 5713 | FLOOR COVERING STORES | 1 | 1 | (D) | (D) | (D) | (D) | (D) | (D) |
| 5714 | DRAPERY, CURTAIN, UPHOLSTERY STORES | 6 | 4 | 188 | 178 | 32 | 773 | 14 | 5 |
| 5715 | CHINA, GLASSWARE, METALWARE STORES | - | - | - | - | - | - | - | - |
| 5719 | MISCELLANEOUS HOME FURNISHINGS STORES | 1 | 1 | (D) | (D) | (D) | (D) | (D) | (D) |
| 572 | HOUSEHOLD APPLIANCE STORES | 15 | 11 | 5 982 | 5 946 | 1 075 | 13 933 | 190 | 9 |
| 5732 | RADIO, TELEVISION STORES | 4 | 4 | (D) | (D) | (D) | (D) | (D) | (D) |
| 5733 | MUSIC STORES | 13 | 9 | (D) | (D) | (D) | (D) | (D) | (D) |
| | RECORD SHOPS | 2 | 2 | (D) | (D) | (D) | (D) | (D) | (D) |
| | MUSICAL INSTRUMENT STORES | 11 | 7 | 810 | 800 | 120 | 2 289 | 29 | 14 |
| EATING, DRINKING PLACES | | | | | | | | | |
| | TOTAL | 223 | 187 | 11 416 | 10 840 | 2 620 | 52 219 | 1 276 | 201 |
| 58 | EATING PLACES | 184 | 162 | 10 221 | 9 945 | 2 506 | 49 782 | 1 208 | 160 |
| 5812 | RESTAURANTS, LUNCHROOMS | 111 | 101 | 6 473 | 6 349 | 1 619 | 32 713 | 771 | 107 |
| | CAFETERIAS | 7 | 7 | 1 168 | 1 168 | 400 | 7 311 | 186 | 2 |
| | REFRESHMENT PLACES | 58 | 46 | 2 244 | 2 092 | 415 | 8 068 | 216 | 44 |
| | CATERERS | 8 | 8 | 336 | 336 | 72 | 1 690 | 35 | 7 |
| 5813 | DRINKING PLACES (ALCOHOLIC BEVERAGES) | 39 | 25 | 1 195 | 895 | 114 | 2 437 | 68 | 41 |
| DRUG STORES, PROPRIETARY STORES | | | | | | | | | |
| 59PT(591) | TOTAL | 43 | 39 | 9 448 | 9 434 | 1 182 | 24 204 | 425 | 30 |
| 591 | DRUG STORES | 40 | 38 | 9 391 | (D) | (D) | (D) | (D) | (D) |
| | PROPRIETARY STORES | 3 | 1 | 57 | (D) | (D) | (D) | (D) | (D) |
| OTHER RETAIL STORES | | | | | | | | | |
| 59 EX.591 | TOTAL | 236 | 174 | 13 473 | 12 181 | 1 407 | 27 746 | 481 | 206 |
| 592 | LIQUOR STORES | 83 | 63 | 4 610 | 3 832 | 185 | 3 792 | 114 | 85 |
| 593 | ANTIQUA STORES, SECONDHAND STORES | 34 | 20 | 1 094 | 918 | 130 | 2 890 | 47 | 26 |
| 5932 | ANTIQUA STORES | 7 | 1 | 104 | (D) | (D) | (D) | (D) | (D) |
| 5933 | SECONDHAND STORES | 27 | 19 | 990 | (D) | (D) | (D) | (D) | (D) |
| 594 | BOOK, STATIONERY STORES | 5 | 5 | 398 | 392 | 62 | 1 153 | 26 | 2 |
| 5942 | BOOK STORES | 3 | 3 | (D) | (D) | (D) | (D) | (D) | (D) |
| 5943 | STATIONERY STORES | 2 | 2 | (D) | (D) | (D) | (D) | (D) | (D) |
| 595 | SPORTING GOODS STORES, BICYCLE SHOPS | 8 | 4 | 433 | 407 | 38 | 774 | 12 | 7 |
| 5952 | SPORTING GOODS STORES | 6 | 2 | (D) | (D) | (D) | (D) | (D) | (D) |
| 5953 | BICYCLE SHOPS | 2 | 2 | (D) | (D) | (D) | (D) | (D) | (D) |
| 5962 | HAY, GRAIN, FEED STORES | 6 | 6 | 819 | 819 | 43 | 729 | 10 | 5 |
| 5969 | OTHER FARM SUPPLY STORES | 6 | 4 | 555 | 547 | 43 | 796 | 9 | 3 |
| | GARDEN SUPPLY STORES | 6 | 4 | 230 | 208 | 30 | 482 | 9 | 4 |
| 597 | JEWELRY STORES | 15 | 15 | 1 695 | 1 695 | 302 | 5 975 | 87 | 8 |
| 598 | FUEL, ICE DEALERS | 4 | 4 | 546 | 546 | 47 | 1 074 | 13 | 1 |
| 5982 | COAL AND WOOD DEALERS | 1 | 1 | (D) | (D) | (D) | (D) | (D) | (D) |
| | ICE DEALERS | - | - | - | - | - | - | - | - |
| 5983 | FUEL OIL DEALERS | 2 | 2 | (D) | (D) | (D) | (D) | (D) | (D) |
| 5984 | BOTTLED GAS DEALERS | 1 | 1 | (D) | (D) | (D) | (D) | (D) | (D) |
| 5992 | FLORISTS | 11 | 11 | 755 | 755 | 154 | 2 783 | 46 | 15 |
| 5993 | CIGAR STORES, STANDS | 3 | 3 | 64 | 64 | 18 | 343 | 6 | 1 |
| 5994 | NEWS DEALERS, NEWSSTANDS | 1 | 1 | (D) | (D) | (D) | (D) | (D) | (D) |
| 5996 | CAMERA, PHOTOGRAPHIC SUPPLY STORES | 5 | 3 | 272 | 232 | 48 | 842 | 10 | 5 |
| 5997 | GIFT, NOVELTY, SOUVENIR SHOPS | 1 | 1 | (D) | (D) | (D) | (D) | (D) | (D) |
| 5998 | OPTICAL GOODS STORES | 11 | 11 | 431 | 431 | 65 | 1 098 | 21 | 10 |
| 5999 | TYPEWRITER STORES | 2 | 2 | (D) | (D) | (D) | (D) | (D) | (D) |
| | LUGGAGE, LEATHER GOODS STORES | 1 | 1 | (D) | (D) | (D) | (D) | (D) | (D) |
| | HOBBY, TOY, GAME SHOPS | 8 | 6 | 312 | 302 | 48 | 894 | 16 | 6 |
| | RELIGIOUS GOODS STORES | 1 | 1 | (D) | (D) | (D) | (D) | (D) | (D) |
| | PET SHOPS | 2 | - | 14 | - | - | - | - | 2 |
| | OTHER | 23 | 9 | 468 | 256 | 43 | 811 | 15 | 23 |
| NONSTORE RETAILERS* | | | | | | | | | |
| 53 PART* | TOTAL | 87 | 15 | 2 412 | 1 654 | 294 | 5 887 | 98 | 81 |
| 532 | MAIL-ORDER HOUSES | 4 | 2 | 473 | (D) | (D) | (D) | (D) | (D) |
| 534 | MERCHANDISE VENDING MACHINE OPERATORS | 7 | 3 | 701 | (D) | (D) | (D) | (D) | (D) |
| 535 | DIRECT SELLING (HOUSE-TD-HOUSE) ORGANIZATIONS | 76 | 10 | 1 238 | 582 | 191 | 3 178 | 65 | 72 |

Standard Notes: - Represents zero. (D) Withheld to avoid disclosure. (NA) Not available. (X) Not applicable.
 *Nonstore retailers, part of SIC major group 53, are shown separately in this table.

TABLE 4. Standard Metropolitan Statistical Areas: 1963-Continued

| SIC code | Standard metropolitan statistical area and kind of business | Establishments | | Sales | | Payroll, entire year (\$1,000) | Payroll, workweek ended nearest Nov. 15 (dollars) | Paid employees, workweek ended nearest Nov. 15 (number) | Active proprietors of unincorporated businesses (number) |
|---------------------|--|---|-----------------------|-------------------------------------|---------------------------------------|--------------------------------|---|---|--|
| | | Total (number) | With payroll (number) | Total, all establishments (\$1,000) | Establishments with payroll (\$1,000) | | | | |
| WICHITA SMSA | | Consists of Butler and Sedgwick Counties, Kans. | | | | | | | |
| | RETAIL TRADE, TOTAL | 3 181 | 2 525 | 521 437 | 510 263 | 59 502 | 1 170 998 | 18 693 | 2 798 |
| | LUMBER, BUILDING MATERIALS, HARDWARE, FARM EQUIPMENT DEALERS | | | | | | | | |
| 52 | TOTAL | 154 | 136 | 26 254 | 25 992 | 2 973 | 56 331 | 709 | 113 |
| 521 | LUMBER YARDS | 36 | 36 | 13 968 | 13 968 | 1 506 | 29 341 | 335 | 15 |
| | BUILDING MATERIALS DEALERS | 12 | 10 | 1 185 | 1 171 | 167 | 3 520 | 55 | 7 |
| 522 | HEATING, PLUMBING EQUIPMENT DEALERS | 9 | 5 | 315 | 265 | 46 | 1 044 | 10 | 10 |
| 523 | PAINT, GLASS, WALLPAPER STORES | 30 | 30 | 1 913 | 1 907 | 287 | 5 288 | 77 | 19 |
| 524 | ELECTRICAL SUPPLY STORES | - | - | - | - | - | - | - | - |
| 5251 | HARDWARE STORES | 42 | 34 | 3 498 | 3 338 | 402 | 7 245 | 111 | 41 |
| 5252 | FARM EQUIPMENT DEALERS | 25 | 21 | 5 375 | 5 343 | 565 | 9 893 | 121 | 21 |
| | GENERAL MERCHANDISE GROUP STORES* | | | | | | | | |
| 53 PART* | TOTAL | 84 | 74 | 62 393 | 62 221 | 8 919 | 178 222 | 3 250 | 39 |
| 531 | DEPARTMENT STORES | 11 | 11 | 49 975 | 49 975 | 7 126 | 142 647 | 2 461 | - |
| 533 | LIMITED PRICE VARIETY STORES | 34 | 34 | 8 185 | 8 185 | 1 327 | 25 960 | 609 | 8 |
| 539 | GENERAL MERCHANDISE STORES | 21 | 17 | 3 168 | 3 072 | 359 | 7 350 | 129 | 11 |
| | DRY GOODS STORES | 8 | 6 | 519 | 507 | 52 | 1 019 | 22 | 9 |
| | SEWING, NEEDLEWORK STORES | 10 | 6 | 546 | 482 | 55 | 1 246 | 29 | 11 |
| | FOOD STORES | | | | | | | | |
| 54 | TOTAL | 285 | 227 | 111 350 | 109 328 | 8 659 | 167 770 | 2 699 | 228 |
| 541 | GROCERY STORES, INCLUDING DELICATESSENS | 252 | 200 | 109 426 | 107 490 | 8 365 | 161 464 | 2 583 | 199 |
| 542 | MEAT MARKETS | 5 | 5 | 510 | 510 | 42 | 1 179 | 20 | 6 |
| | FISH (SEAFOOD) MARKETS | - | - | - | - | - | - | - | - |
| 543 | FRUIT STORES, VEGETABLE MARKETS | - | - | - | - | - | - | - | - |
| 544 | CANDY, NUT, CONFECTIONERY STORES | 6 | 4 | (0) | (0) | (0) | (0) | (0) | (0) |
| 545 | DAIRY PRODUCTS STORES | 3 | 1 | (0) | (0) | (0) | (0) | (0) | (0) |
| 546 | RETAIL BAKERIES | 11 | 11 | 505 | 505 | 149 | 3 239 | 55 | 11 |
| 5462 | RETAIL BAKERIES, MANUFACTURING | 11 | 11 | 505 | 505 | 149 | 3 239 | 55 | 11 |
| 5463 | RETAIL BAKERIES, NONMANUFACTURING | - | - | - | - | - | - | - | - |
| 549 | EGG AND POULTRY DEALERS | 3 | 1 | 277 | (0) | (0) | (0) | (0) | (0) |
| | OTHER | 5 | 5 | 291 | 291 | 48 | 865 | 17 | 1 |
| | AUTOMOTIVE DEALERS | | | | | | | | |
| 55 EX.554 | TOTAL | 253 | 187 | 132 041 | 130 625 | 12 047 | 229 697 | 2 322 | 178 |
| 551 | PASSENGER CAR DEALERS, FRANCHISED | 45 | 43 | 93 958 | 93 912 | 8 107 | 154 325 | 1 465 | 16 |
| | DOMESTIC CAR DEALERS | 37 | 35 | 76 680 | 76 634 | 6 379 | 121 244 | 1 153 | 15 |
| | IMPORTED CAR DEALERS | 3 | 3 | 3 070 | 3 070 | 373 | 7 273 | 61 | - |
| | DOMESTIC AND IMPORTED CAR DEALERS | 5 | 5 | 14 208 | 14 208 | 1 355 | 25 808 | 251 | 1 |
| 552 | PASSENGER CAR DEALERS, NONFRANCHISED | 90 | 46 | 11 277 | 10 287 | 612 | 12 432 | 142 | 87 |
| 553 | TIRE, BATTERY, ACCESSORY DEALERS | 58 | 48 | 7 962 | 7 744 | 1 382 | 26 541 | 298 | 38 |
| | HOME AND AUTO SUPPLY STORES | 24 | 24 | 6 346 | 6 346 | 825 | 15 662 | 201 | 9 |
| 559 | MISCELLANEOUS AIRCRAFT, MARINE, AUTOMOTIVE DEALERS | 36 | 26 | 12 498 | 12 336 | 1 121 | 20 737 | 216 | 28 |
| | AIRCRAFT, BOAT, MOTORCYCLE DEALERS | 19 | 13 | 7 533 | 7 433 | 747 | 13 403 | 142 | 16 |
| | HOUSEHOLD TRAILER DEALERS | 17 | 13 | 4 965 | 4 903 | 374 | 7 334 | 74 | 12 |
| | OTHER AUTOMOTIVE DEALERS | - | - | - | - | - | - | - | - |
| | GASOLINE SERVICE STATIONS | | | | | | | | |
| 55PT(554) | TOTAL | 553 | 473 | 43 441 | 41 769 | 4 483 | 92 196 | 1 498 | 531 |
| | APPAREL, ACCESSORY STORES | | | | | | | | |
| 56 | TOTAL | 140 | 134 | 26 679 | 26 611 | 4 415 | 77 859 | 1 377 | 86 |
| 561,567 | MEN'S, BOYS' APPAREL STORES, CUSTOM TAILORS | 22 | 20 | 2 590 | 2 584 | 384 | 6 499 | 112 | 15 |
| 561 | MEN'S, BOYS' CLOTHING AND FURNISHINGS STORES | 19 | 19 | 2 497 | (0) | (0) | (0) | (0) | (0) |
| 567 | CUSTOM TAILORS | 3 | 1 | 93 | (0) | (0) | (0) | (0) | (0) |
| 562-3,568 | WOMEN'S CLOTHING, SPECIALTY STORES | 49 | 49 | 7 668 | 7 668 | 1 346 | 24 692 | 466 | 28 |
| 562 | WOMEN'S READY-TO-WEAR STORES | 34 | 34 | 6 302 | 6 302 | 1 146 | 21 205 | 411 | 21 |
| 563,568 | WOMEN'S ACCESSORY, SPECIALTY STORES, FURRIERS | 15 | 15 | 1 366 | 1 366 | 200 | 3 487 | 55 | 7 |
| 563 | MILLINERY STORES | 7 | 7 | 217 | 217 | 44 | 875 | 17 | 2 |
| | CORSET, LINGERIE STORES | 2 | 2 | (0) | (0) | (0) | (0) | (0) | (0) |
| | HOSIERY STORES | 1 | 1 | (0) | (0) | (0) | (0) | (0) | (0) |
| 568 | APPAREL, ACCESSORY, OTHER SPECIALTY STORES | 4 | 4 | 311 | 311 | 29 | 503 | 9 | 3 |
| | FURRIERS, FUR SHOPS | 1 | 1 | (0) | (0) | (0) | (0) | (0) | (0) |
| 565 | FAMILY CLOTHING STORES | 27 | 25 | 11 467 | 11 411 | 1 988 | 34 117 | 584 | 10 |
| 566 | SHOE STORES | 34 | 32 | 4 384 | 4 378 | 653 | 11 814 | 193 | 22 |
| | MEN'S SHOE STORES | - | - | - | - | - | - | - | - |
| | WOMEN'S SHOE STORES | 6 | 6 | 1 284 | 1 284 | 226 | 4 610 | 65 | 2 |
| | CHILDREN'S, JUVENILES' SHOE STORES | - | - | - | - | - | - | - | - |
| | FAMILY SHOE STORES | 28 | 26 | 3 090 | 3 084 | 426 | 7 123 | 127 | 20 |
| 564 | CHILDREN'S, INFANTS' WEAR STORES | 8 | 8 | (0) | (0) | (0) | 737 | 22 | 11 |
| 569 | MISCELLANEOUS APPAREL, ACCESSORY STORES | - | - | (0) | (0) | (0) | - | - | - |

Standard Notes: - Represents zero. (D) Withheld to avoid disclosure. (NA) Not available. (X) Not applicable.
 *Nonstore retailers, part of SIC major group 53, are shown separately in this table.

TABLE 4. Standard Metropolitan Statistical Areas: 1963-Continued

| SIC code | Standard metropolitan statistical area and kind of business | Establishments | | Sales | | Payroll, entire year (\$1,000) | Payroll, workweek ended nearest Nov. 15 (dollars) | Paid employees, workweek ended nearest Nov. 15 (number) | Active proprietors of unincorporated businesses (number) |
|--|---|----------------|-----------------------|-------------------------------------|---------------------------------------|--------------------------------|---|---|--|
| | | Total (number) | With payroll (number) | Total, all establishments (\$1,000) | Establishments with payroll (\$1,000) | | | | |
| WICHITA SMSA-Continued | | | | | | | | | |
| FURNITURE, HOME FURNISHINGS, EQUIPMENT STORES | | | | | | | | | |
| | TOTAL | 181 | 133 | 22 155 | 21 055 | 2 994 | 62 215 | 684 | 143 |
| 57 | FURNITURE, HOME FURNISHINGS STORES | 97 | 61 | 10 568 | 9 796 | 1 472 | 28 144 | 333 | 85 |
| 5712 | FURNITURE STORES | 60 | 38 | 7 908 | 7 412 | 1 112 | 21 804 | 242 | 46 |
| 5713 | FLOOR COVERING STORES | 18 | 14 | 1 898 | 1 832 | 314 | 5 331 | 67 | 17 |
| 5714 | DRAPERY, CURTAIN, UPHOLSTERY STORES | 12 | 6 | 474 | 320 | 27 | 528 | 15 | 16 |
| 5715 | CHINA, GLASSWARE, METALWARE STORES | 4 | 2 | 206 | (D) | (D) | (D) | (D) | (D) |
| 5719 | MISCELLANEOUS HOME FURNISHINGS STORES | 3 | 1 | 82 | (D) | (D) | (D) | (D) | (D) |
| 572 | HOUSEHOLD APPLIANCE STORES | 47 | 37 | 7 026 | 6 754 | 913 | 17 515 | 192 | 31 |
| 5732 | RADIO, TELEVISION STORES | 26 | 24 | 2 936 | 2 880 | 369 | 11 904 | 82 | 22 |
| 5733 | MUSIC STORES | 11 | 11 | 1 625 | 1 625 | 240 | 4 652 | 77 | 5 |
| | RECORD SHOPS | 2 | 2 | (D) | (D) | (D) | (D) | (D) | (D) |
| | MUSICAL INSTRUMENT STORES | 9 | 9 | (D) | (D) | (D) | (D) | (D) | (D) |
| EATING, DRINKING PLACES | | | | | | | | | |
| | TOTAL | 662 | 570 | 29 855 | 28 717 | 6 672 | 141 564 | 3 509 | 666 |
| 58 | EATING PLACES | 535 | 475 | 26 582 | 25 868 | 6 226 | 132 765 | 3 309 | 543 |
| 5812 | RESTAURANTS, LUNCHROOMS | 378 | 334 | 19 719 | 19 239 | 4 823 | 103 853 | 2 562 | 399 |
| | CAFETERIAS | 11 | 11 | 1 120 | 1 120 | 349 | 6 799 | 147 | 8 |
| | REFRESHMENT PLACES | 133 | 121 | 5 182 | 5 030 | 933 | 18 057 | 516 | 123 |
| | CATERERS | 13 | 9 | 561 | 479 | 121 | 4 056 | 84 | 13 |
| 5813 | DRINKING PLACES (ALCOHOLIC BEVERAGES) | 127 | 95 | 3 273 | 2 849 | 446 | 8 799 | 200 | 123 |
| DRUG STORES, PROPRIETARY STORES | | | | | | | | | |
| | TOTAL | 115 | 111 | 18 779 | 18 729 | 2 787 | 54 015 | 941 | 80 |
| 59PT(591) | DRUG STORES | 98 | 98 | 18 365 | 18 365 | 2 753 | 53 355 | 918 | 61 |
| 591 | PROPRIETARY STORES | 17 | 13 | 414 | 364 | 34 | 660 | 23 | 19 |
| OTHER RETAIL STORES | | | | | | | | | |
| | TOTAL | 561 | 439 | 37 285 | 35 139 | 3 766 | 76 971 | 1 225 | 564 |
| 59 EX. 591 | LIQUOR STORES | 197 | 177 | 11 950 | 11 214 | 589 | 12 027 | 297 | 214 |
| 592 | ANTIQUE STORES, SECONDHAND STORES | 69 | 47 | 2 525 | 2 217 | 324 | 7 071 | 117 | 69 |
| 5932 | ANTIQUE STORES | 3 | 1 | 44 | (D) | (D) | (D) | (D) | (D) |
| 5933 | SECONDHAND STORES | 66 | 46 | 2 481 | (D) | (D) | (D) | (D) | (D) |
| 594 | BOOK, STATIONERY STORES | 14 | 10 | 2 403 | 2 305 | 511 | 10 578 | 127 | 9 |
| 5942 | BOOK STORES | 5 | 3 | 861 | (D) | (D) | (D) | (D) | (D) |
| 5943 | STATIONERY STORES | 9 | 7 | 1 542 | (D) | (D) | (D) | (D) | (D) |
| 595 | SPORTING GOODS STORES, BICYCLE SHOPS | 21 | 13 | 1 078 | 904 | 135 | 2 427 | 42 | 21 |
| 5952 | SPORTING GOODS STORES | 18 | 10 | (D) | (D) | (D) | (D) | (D) | (D) |
| 5953 | BICYCLE SHOPS | 3 | 3 | (D) | (D) | (D) | (D) | (D) | (D) |
| 5962 | HAY, GRAIN, FEED STORES | 17 | 13 | 5 195 | 5 083 | 251 | 5 024 | 62 | 15 |
| 5969 | OTHER FARM SUPPLY STORES | 10 | 6 | 1 311 | 1 289 | 94 | 1 549 | 20 | 5 |
| | GARDEN SUPPLY STORES | 9 | 7 | 362 | 352 | 53 | 837 | 15 | 9 |
| 597 | JEWELRY STORES | 35 | 29 | 3 430 | 3 318 | 380 | 6 666 | 124 | 30 |
| 598 | FUEL, ICE DEALERS | 14 | 14 | 1 446 | 1 446 | 260 | 6 462 | 63 | 7 |
| 5982 | FEDERAL AND WOOD DEALERS | 2 | 2 | (D) | (D) | (D) | (D) | (D) | (D) |
| | ICE DEALERS | - | - | (D) | (D) | (D) | (D) | (D) | (D) |
| 5983 | FUEL OIL DEALERS | 2 | 2 | (D) | (D) | (D) | (D) | (D) | (D) |
| 5984 | BOTTLED GAS DEALERS | 10 | 10 | 1 207 | 1 207 | 231 | 5 914 | 56 | 4 |
| 5992 | FLOORISTS | 45 | 35 | 1 721 | 1 569 | 263 | 6 329 | 95 | 55 |
| 5993 | CIGAR STORES, STANDS | 7 | 5 | 192 | 132 | 16 | 338 | 7 | 7 |
| 5994 | NEWS DEALERS, NEWSSTANDS | 3 | 3 | (D) | (D) | (D) | (D) | (D) | (D) |
| 5996 | CAMERA, PHOTOGRAPHIC SUPPLY STORES | 8 | 4 | 556 | 490 | 38 | 1 284 | 11 | 10 |
| 5997 | GIFT, NOVELTY, SOUVENIR SHOPS | 17 | 11 | 778 | 702 | 116 | 2 333 | 45 | 17 |
| 5998 | OPTICAL GOODS STORES | 23 | 23 | 1 303 | 1 303 | 229 | 4 651 | 51 | 27 |
| 5999 | TYPEWRITER STORES | 3 | 3 | 153 | 153 | 32 | 555 | 9 | 3 |
| | LUGGAGE, LEATHER GOODS STORES | 4 | 2 | 502 | (D) | (D) | (D) | (D) | (D) |
| | Hobby, Toy, Game Shops | 19 | 5 | 156 | 102 | 13 | 198 | 6 | 19 |
| | RELIGIOUS GOODS STORES | 3 | 3 | (D) | (D) | (D) | (D) | (D) | (D) |
| | PET SHOPS | 4 | 2 | 126 | (D) | (D) | (D) | (D) | (D) |
| | OTHER | 39 | 27 | 1 638 | 1 494 | 320 | 5 863 | 81 | 34 |
| NONSTORE RETAILERS* | | | | | | | | | |
| 53 PART* | TOTAL | 193 | 41 | 11 205 | 10 077 | 1 787 | 34 158 | 479 | 170 |
| 532 | MAIL-ORDER HOUSES | 9 | 7 | 1 033 | 1 011 | 100 | 1 672 | 32 | 3 |
| 534 | MERCHANDISE VENDING MACHINE OPERATORS | 25 | 11 | 3 617 | 3 419 | 365 | 7 300 | 87 | 18 |
| 535 | DIRECT SELLING (HOUSE-TO-HOUSE) ORGANIZATIONS | 159 | 23 | 6 555 | 5 647 | 1 322 | 25 186 | 360 | 149 |

Standard Notes: - Represents zero. (D) Withheld to avoid disclosure. (NA) Not available. (X) Not applicable.
 *Nonstore retailers, part of SIC major group 53, are shown separately in this table.

TABLE 5. Counties With 500 Establishments or More: 1963

| SIC code | County and kind of business | Establishments | | Sales | | Payroll, entire year (\$1,000) | Payroll, workweek ended nearest Nov. 15 (dollars) | Paid employees, workweek ended nearest Nov. 15 (number) | Active proprietors of unincorporated businesses (number) |
|----------------|--|----------------|-----------------------|-------------------------------------|---------------------------------------|--------------------------------|---|---|--|
| | | Total (number) | With payroll (number) | Total, all establishments (\$1,000) | Establishments with payroll (\$1,000) | | | | |
| JOHNSON COUNTY | | | | | | | | | |
| | RETAIL TRADE, TOTAL | 888 | 680 | 177 007 | 172 723 | 18 454 | 378 662 | 5 876 | 731 |
| | LUMBER, BUILDING MATERIALS, HARDWARE, FARM EQUIPMENT DEALERS | | | | | | | | |
| 52 | TOTAL | 65 | 55 | 7 819 | 7 621 | 934 | 18 197 | 216 | 49 |
| 521 | LUMBER AND OTHER BUILDING MATERIALS DEALERS | 15 | 13 | 3 173 | 3 155 | 370 | 8 086 | 71 | 18 |
| 522-524 | HEATING, PLUMBING, PAINT, ELECTRICAL STORES | 24 | 20 | 1 590 | 1 498 | 244 | 4 631 | 62 | 13 |
| 5251 | HARDWARE STORES | 17 | 15 | 1 250 | 1 200 | 140 | 2 580 | 46 | 14 |
| 5252 | FARM EQUIPMENT DEALERS | 9 | 7 | 1 806 | 1 768 | 180 | 2 900 | 37 | 4 |
| | GENERAL MERCHANDISE GROUP STORES* | | | | | | | | |
| 53 PART* | TOTAL | 40 | 38 | 24 865 | 24 845 | 2 856 | 56 151 | 1 052 | 27 |
| 531 | DEPARTMENT STORES | 6 | 6 | 21 311 | 21 311 | 2 333 | 46 486 | 820 | - |
| 533 | LIMITED PRICE VARIETY STORES | 16 | 16 | 2 676 | 2 676 | 431 | 7 683 | 190 | 8 |
| 539 | MISCELLANEOUS GENERAL MERCHANDISE STORES | 18 | 16 | 878 | 858 | 92 | 1 982 | 42 | 19 |
| | FOOD STORES | | | | | | | | |
| 54 | TOTAL | 90 | 78 | 49 540 | 48 904 | 4 182 | 86 929 | 1 156 | 55 |
| 541 | GROCERY STORES, INCLUDING DELICATESSENS | 63 | 57 | 47 504 | 47 260 | 3 898 | 78 504 | 981 | 38 |
| 542 | MEAT MARKETS, FISH (SEAFOOD) MARKETS | 3 | 1 | 433 | (0) | (0) | (0) | (0) | (0) |
| 543 | FRUIT STORES, VEGETABLE MARKETS | 1 | 1 | (0) | (0) | (0) | (0) | (0) | (0) |
| 544 | CANDY, NUT, CONFECTIONERY STORES | 3 | 3 | (0) | (0) | (0) | (0) | (0) | (0) |
| 545-549 | OTHER FOOD STORES | 20 | 16 | 1 094 | 994 | 212 | 4 734 | 94 | 10 |
| | AUTOMOTIVE DEALERS | | | | | | | | |
| 55 EX.554 | TOTAL | 45 | 31 | 33 766 | 33 332 | 2 266 | 48 313 | 486 | 24 |
| | GASOLINE SERVICE STATIONS | | | | | | | | |
| 55PT(554) | TOTAL | 152 | 130 | 17 570 | 16 952 | 1 741 | 39 016 | 538 | 153 |
| | APPAREL, ACCESSORY STORES | | | | | | | | |
| 56 | TOTAL | 67 | 65 | 7 706 | 7 660 | 1 080 | 22 575 | 496 | 45 |
| 561,567 | MEN'S, BOYS' APPAREL STORES, CUSTOM TAILORS | 12 | 10 | 1 275 | 1 235 | 215 | 3 334 | 50 | 5 |
| 562-3,568 | WOMEN'S CLOTHING, SPECIALTY STORES | 27 | 27 | 2 855 | 2 855 | 398 | 9 871 | 277 | 17 |
| 562 | WOMEN'S READY-TO-WEAR STORES | 22 | 22 | 2 524 | 2 524 | 341 | 8 820 | 258 | 15 |
| 563,568 | WOMEN'S ACCESSORY, SPECIALTY STORES, FURRIERS | 5 | 5 | 331 | 331 | 57 | 1 051 | 19 | 2 |
| 565 | FAMILY CLOTHING STORES | 5 | 5 | 1 785 | 1 785 | 254 | 5 231 | 86 | 3 |
| 566 | SHOE STORES | 16 | 16 | 1 495 | 1 489 | 179 | 3 416 | 67 | 12 |
| 564,569 | OTHER APPAREL, ACCESSORY STORES | 7 | 7 | 296 | 296 | 34 | 723 | 16 | 8 |
| | FURNITURE, HOME FURNISHINGS, EQUIPMENT STORES | | | | | | | | |
| 57 | TOTAL | 65 | 45 | 6 936 | 6 692 | 976 | 19 269 | 215 | 48 |
| 571 | FURNITURE, HOME FURNISHINGS STORES | 38 | 22 | 4 323 | 4 185 | 624 | 11 553 | 128 | 29 |
| 572,573 | HOUSEHOLD APPLIANCE, RADIO, TELEVISION, MUSIC STORES | 27 | 23 | 2 613 | 2 507 | 352 | 7 716 | 87 | 19 |
| | EATING, DRINKING PLACES | | | | | | | | |
| 58 | TOTAL | 111 | 93 | 7 063 | 6 869 | 1 861 | 36 584 | 842 | 97 |
| 5812 | EATING PLACES | 96 | 86 | 6 714 | 6 588 | 1 831 | 35 942 | 824 | 80 |
| 5813 | DRINKING PLACES (ALCOHOLIC BEVERAGES) | 15 | 7 | 349 | 281 | 30 | 642 | 18 | 17 |
| | DRUG STORES, PROPRIETARY STORES | | | | | | | | |
| 59PT(591) | TOTAL | 36 | 34 | 9 769 | 9 675 | 1 546 | 29 732 | 483 | 20 |
| 591 | DRUG STORES | 34 | 32 | (0) | (0) | (0) | (0) | (0) | (0) |
| (| PROPRIETARY STORES | 2 | 2 | (0) | (0) | (0) | (0) | (0) | (0) |
| | OTHER RETAIL STORES | | | | | | | | |
| 59 EX.591 | TOTAL | 136 | 94 | 7 136 | 6 290 | 707 | 14 373 | 253 | 134 |
| 592 | LIQUOR STORES | 24 | 22 | 1 768 | 1 666 | 102 | 2 429 | 53 | 26 |
| 593 | ANTIQUA STORES, SECONDHAND STORES | 11 | 3 | 117 | (0) | (0) | (0) | (0) | (0) |
| 594 | BOOK, STATIONERY STORES | 7 | 3 | 227 | (0) | (0) | (0) | (0) | (0) |
| 595 | SPORTING GOODS STORES, BICYCLE SHOPS | 12 | 8 | 723 | 605 | 112 | 2 219 | 34 | 13 |
| 596 | FARM, GARDEN SUPPLY STORES, INCLUDING FEED STORES | 13 | 9 | 1 372 | 1 284 | 101 | 1 804 | 22 | 12 |
| 597 | JEWELRY STORES | 13 | 9 | 778 | 740 | 102 | 1 884 | 32 | 12 |
| 598 | FUEL, ICE DEALERS | - | - | - | - | - | - | - | - |
| 599 | OTHER STORES | 56 | 40 | 2 151 | 1 743 | 263 | 5 546 | 97 | 53 |
| | NONSTORE RETAILERS* | | | | | | | | |
| 53 PART* | TOTAL | 81 | 17 | 4 837 | 3 883 | 305 | 7 523 | 139 | 79 |

Standard Notes: - Represents zero. (D) Withheld to avoid disclosure. (NA) Not available. (X) Not applicable.
 *Nonstore retailers, part of SIC major group 53, are shown separately in this table.

TABLE 5 Counties With 500 Establishments or More: 1963-Continued

| SIC code | County and kind of business | Establishments | | Sales | | Payroll, entire year (\$1,000) | Payroll, workweek ended nearest Nov. 15 (dollars) | Paid employees, workweek ended nearest Nov. 15 (number) | Active proprietors of unincorporated businesses (number) |
|-------------------|--|----------------|-----------------------|-------------------------------------|---------------------------------------|--------------------------------|---|---|--|
| | | Total (number) | With payroll (number) | Total, all establishments (\$1,000) | Establishments with payroll (\$1,000) | | | | |
| MONTGOMERY COUNTY | | | | | | | | | |
| | RETAIL TRADE, TOTAL | 531 | 429 | 58 968 | 56 836 | 6 038 | 121 256 | 2 200 | 532 |
| | LUMBER, BUILDING MATERIALS, HARDWARE, FARM EQUIPMENT DEALERS | | | | | | | | |
| S2 | TOTAL | 48 | 40 | 5 377 | 5 223 | 603 | 11 249 | 143 | 51 |
| S21 | LUMBER AND OTHER BUILDING MATERIALS DEALERS | 13 | 13 | 2 523 | 2 523 | 243 | 5 003 | 64 | 15 |
| S22-S24 | HEATING, PLUMBING, PAINT, ELECTRICAL STORES | 14 | 10 | 838 | 736 | 184 | 3 043 | 34 | 11 |
| S251 | HARDWARE STORES | 7 | 5 | 381 | 371 | 47 | 880 | 13 | 8 |
| S252 | FARM EQUIPMENT DEALERS | 14 | 12 | 1 635 | 1 593 | 129 | 2 323 | 32 | 17 |
| | GENERAL MERCHANDISE GROUP STORES* | | | | | | | | |
| S3 PART* | TOTAL | 22 | 18 | 5 842 | 5 822 | 767 | 15 785 | 302 | 13 |
| S31 | DEPARTMENT STORES | 1 | 1 | (0) | (0) | (0) | (0) | (0) | (0) |
| S33 | LIMITED PRICE VARIETY STORES | 6 | 6 | 1 342 | 1 342 | 200 | 3 804 | 105 | 2 |
| S39 | MISCELLANEOUS GENERAL MERCHANDISE STORES | 15 | 11 | (0) | (0) | (0) | (0) | (0) | (0) |
| | FOOD STORES | | | | | | | | |
| S4 | TOTAL | 70 | 50 | 13 992 | 13 558 | 963 | 20 673 | 359 | 67 |
| S41 | GROCERY STORES, INCLUDING DELICATESSENS | 58 | 42 | 13 743 | 13 329 | 929 | 20 000 | 339 | 54 |
| S42 | MEAT MARKETS, FISH (SEAFOOD) MARKETS | 1 | 1 | (0) | (0) | (0) | (0) | (0) | (0) |
| S43 | FRUIT STORES, VEGETABLE MARKETS | 1 | 1 | (0) | (0) | (0) | (0) | (0) | (0) |
| S44 | CANDY, NUT, CONFECTIONERY STORES | 2 | 2 | (0) | (0) | (0) | (0) | (0) | (0) |
| S45-S49 | OTHER FOOD STORES | 8 | 4 | 130 | 110 | 18 | 333 | 10 | 8 |
| | AUTOMOTIVE DEALERS | | | | | | | | |
| SS EX.SS4 | TOTAL | 43 | 33 | 10 276 | 9 948 | 838 | 16 640 | 205 | 42 |
| | GASOLINE SERVICE STATIONS | | | | | | | | |
| SSPT(S54) | TOTAL | 78 | 70 | 4 975 | 4 701 | 398 | 7 558 | 165 | 81 |
| | APPAREL, ACCESSORY STORES | | | | | | | | |
| S6 | TOTAL | 40 | 38 | 3 586 | 3 558 | 500 | 9 687 | 213 | 38 |
| S61,S67 | MEN'S, BOYS' APPAREL STORES, CUSTOM TAILORS | 10 | 10 | 1 139 | 1 139 | 170 | 3 091 | 73 | 12 |
| S62-3,S68 | WOMEN'S CLOTHING, SPECIALTY STORES | 13 | 13 | 975 | 975 | 123 | 2 500 | 67 | 13 |
| S62 | WOMEN'S READY-TO-WEAR STORES | 10 | 10 | 723 | 723 | 88 | 1 693 | 46 | 10 |
| S63,S68 | WOMEN'S ACCESSORY, SPECIALTY STORES, FURRIERS | 3 | 3 | 252 | 252 | 35 | 807 | 21 | 3 |
| S65 | FAMILY CLOTHING STORES | 6 | 6 | 683 | 683 | 116 | 2 335 | 41 | 5 |
| S66 | SHOE STORES | 11 | 9 | 789 | 761 | 91 | 1 761 | 32 | 8 |
| S64,S69 | OTHER APPAREL, ACCESSORY STORES | - | - | - | - | - | - | - | - |
| | FURNITURE, HOME FURNISHINGS, EQUIPMENT STORES | | | | | | | | |
| S7 | TOTAL | 30 | 24 | 2 606 | 2 396 | 302 | 5 578 | 81 | 31 |
| S71 | FURNITURE, HOME FURNISHINGS STORES | 16 | 10 | 1 445 | 1 235 | 156 | 2 841 | 41 | 20 |
| S72,S73 | HOUSEHOLD APPLIANCE, RADIO, TELEVISION, MUSIC STORES | 14 | 14 | 1 161 | 1 161 | 146 | 2 737 | 40 | 11 |
| | EATING, DRINKING PLACES | | | | | | | | |
| S8 | TOTAL | 80 | 66 | 2 313 | 2 151 | 453 | 9 587 | 305 | 90 |
| S812 | EATING PLACES | 63 | 55 | 2 040 | 1 954 | 426 | 9 067 | 290 | 72 |
| S813 | DRINKING PLACES (ALCOHOLIC BEVERAGES) | 17 | 11 | 273 | 197 | 27 | 520 | 15 | 18 |
| | DRUG STORES, PROPRIETARY STORES | | | | | | | | |
| S9PT(S91) | TOTAL | 21 | 21 | 2 322 | 2 322 | 259 | 4 844 | 115 | 22 |
| S91 (| DRUG STORES | 20 | 20 | (0) | (0) | (0) | (0) | (0) | (0) |
| (| PROPRIETARY STORES | 1 | 1 | (0) | (0) | (0) | (0) | (0) | (0) |
| | OTHER RETAIL STORES | | | | | | | | |
| S9 EX.S91 | TOTAL | 89 | 65 | 6 932 | 6 486 | 896 | 18 223 | 292 | 89 |
| S92 | LIQUOR STORES | 25 | 21 | 972 | 906 | 53 | 876 | 24 | 28 |
| S93 | ANTIQUA STORES, SECONDHAND STORES | 10 | 4 | 87 | 53 | 10 | 180 | 5 | 10 |
| S94 | BOOK, STATIONERY STORES | 3 | 3 | 137 | 137 | 24 | 443 | 12 | 3 |
| S95 | SPORTING GOODS STORES, BICYCLE SHOPS | 4 | 2 | 112 | (0) | (0) | (0) | (0) | (0) |
| S96 | FARM, GARDEN SUPPLY STORES, INCLUDING FEED STORES | 9 | 7 | 2 094 | 2 044 | 91 | 2 892 | 30 | 7 |
| S97 | JEWELRY STORES | 5 | 5 | 190 | 190 | 18 | 316 | 9 | 6 |
| S98 | FUEL, ICE DEALERS | 5 | 3 | 2 455 | (0) | (0) | (0) | (0) | (0) |
| S99 | OTHER STORES | 28 | 20 | 885 | 799 | 157 | 2 895 | 56 | 25 |
| | NONSTORE RETAILERS* | | | | | | | | |
| S3 PART* | TOTAL | 10 | 4 | 747 | 671 | 59 | 1 432 | 20 | 8 |

Standard Notes: - Represents zero. (D) Withheld to avoid disclosure. (NA) Not available. (X) Not applicable.
 *Nonstore retailers, part of SIC major group 53, are shown separately in this table.

TABLE 5. Counties With 500 Establishments or More: 1963-Continued

| SIC code | County and kind of business | Establishments | | Sales | | Payroll, entire year (\$1,000) | Payroll, workweek ended nearest Nov. 15 (dollars) | Paid employees, workweek ended nearest Nov. 15 (number) | Active proprietors of unincorporated businesses (number) |
|-----------|--|----------------|-----------------------|-------------------------------------|---------------------------------------|--------------------------------|---|---|--|
| | | Total (number) | With payroll (number) | Total, all establishments (\$1,000) | Establishments with payroll (\$1,000) | | | | |
| | <u>RENO COUNTY</u> | | | | | | | | |
| | RETAIL TRADE, TOTAL | 625 | 495 | 90 449 | 87 449 | 10 400 | 197 523 | 3 195 | 577 |
| | LUMBER, BUILDING MATERIALS, HARDWARE, FARM EQUIPMENT DEALERS | | | | | | | | |
| | TOTAL | 49 | 45 | 8 498 | 8 374 | 1 065 | 19 250 | 247 | 37 |
| 52 | LUMBER AND OTHER BUILDING MATERIALS DEALERS | 17 | 17 | 3 860 | 3 860 | 426 | 7 827 | 103 | 11 |
| 522-524 | HEATING, PLUMBING, PAINT, ELECTRICAL STORES | 10 | 10 | 893 | 893 | 188 | 3 388 | 36 | 6 |
| 5251 | HARDWARE STORES | 11 | 9 | 1 071 | 1 029 | 141 | 2 782 | 49 | 12 |
| 5252 | FARM EQUIPMENT DEALERS | 11 | 9 | 2 674 | 2 592 | 310 | 5 253 | 59 | 8 |
| | GENERAL MERCHANDISE GROUP STORES* | | | | | | | | |
| | TOTAL | 23 | 21 | 11 798 | 11 720 | 1 505 | 29 030 | 528 | 9 |
| 53 PART* | DEPARTMENT STORES | 5 | 5 | 7 832 | 7 832 | 977 | 20 277 | 353 | - |
| 533 | LIMITED PRICE VARIETY STORES | 6 | 6 | 1 410 | 1 410 | 223 | 3 980 | 96 | 3 |
| 539 | MISCELLANEOUS GENERAL MERCHANDISE STORES | 12 | 10 | 2 556 | 2 478 | 305 | 4 773 | 79 | 6 |
| | FOOD STORES | | | | | | | | |
| | TOTAL | 55 | 41 | 17 683 | 17 421 | 1 405 | 23 889 | 435 | 45 |
| 54 | GROCERY STORES, INCLUDING DELICATESSENS | 41 | 35 | 16 837 | 16 695 | 1 286 | 21 848 | 401 | 32 |
| 542 | MEAT MARKETS, FISH (SEAFOOD) MARKETS | 3 | 1 | (0) | (0) | (0) | (0) | (0) | (0) |
| 543 | FRUIT STORES, VEGETABLE MARKETS | 3 | 1 | 238 | (0) | (0) | (0) | (0) | (0) |
| 544 | CANDY, NUT, CONFECTIONERY STORES | 1 | 1 | (0) | (0) | (0) | (0) | (0) | (0) |
| 545-549 | OTHER FOOD STORES | 7 | 3 | 450 | 378 | 96 | 1 683 | 25 | 6 |
| | AUTOMOTIVE DEALERS | | | | | | | | |
| 55 EX.554 | TOTAL | 54 | 36 | 19 432 | 18 534 | 1 836 | 36 689 | 388 | 48 |
| | GASOLINE SERVICE STATIONS | | | | | | | | |
| 55PT(554) | TOTAL | 98 | 72 | 6 460 | 5 822 | 551 | 11 094 | 204 | 110 |
| | APPAREL, ACCESSORY STORES | | | | | | | | |
| | TOTAL | 34 | 30 | 6 374 | 6 284 | 1 084 | 20 943 | 317 | 19 |
| 56 | MEN'S, BOYS' APPAREL STORES, CUSTOM TAILORS | 7 | 7 | 1 913 | 1 913 | 371 | 5 619 | 89 | 4 |
| 561,567 | WOMEN'S CLOTHING, SPECIALTY STORES | 10 | 10 | 2 482 | 2 482 | 419 | 10 342 | 145 | 3 |
| 562-3,568 | WOMEN'S READY-TO-WEAR STORES | 6 | 6 | 2 218 | 2 218 | 383 | 9 624 | 132 | 2 |
| 562 | WOMEN'S ACCESSORY, SPECIALTY STORES, FURRIERS | 4 | 4 | 264 | 264 | 36 | 718 | 13 | 1 |
| 563,568 | FAMILY CLOTHING STORES | 5 | 3 | 1 054 | 1 014 | 147 | 2 348 | 45 | 4 |
| 565 | SHOE STORES | 12 | 10 | 925 | 875 | 147 | 2 634 | 38 | 8 |
| 566 | OTHER APPAREL, ACCESSORY STORES | - | - | - | - | - | - | - | - |
| 564,569 | FURNITURE, HOME FURNISHINGS, EQUIPMENT STORES | | | | | | | | |
| | TOTAL | 42 | 34 | 4 928 | 4 784 | 751 | 14 925 | 180 | 41 |
| 57 | FURNITURE, HOME FURNISHINGS STORES | 15 | 15 | 2 684 | 2 684 | 469 | 9 259 | 105 | 14 |
| 571 | HOUSEHOLD APPLIANCE, RADIO, TELEVISION, MUSIC STORES | 27 | 19 | 2 244 | 2 100 | 282 | 5 666 | 75 | 27 |
| 572,573 | EATING, DRINKING PLACES | | | | | | | | |
| | TOTAL | 109 | 103 | 4 324 | 4 254 | 922 | 19 294 | 514 | 114 |
| 58 | EATING PLACES | 91 | 87 | 3 889 | 3 841 | 872 | 18 107 | 476 | 97 |
| 5812 | DRINKING PLACES (ALCOHOLIC BEVERAGES) | 18 | 16 | 435 | 413 | 50 | 1 187 | 38 | 17 |
| 5813 | DRUG STORES, PROPRIETARY STORES | | | | | | | | |
| | TOTAL | 21 | 19 | 2 756 | 2 736 | 397 | 6 484 | 109 | 21 |
| 59PT(591) | DRUG STORES | 18 | 18 | (0) | (0) | (0) | (0) | (0) | (0) |
| 591 | PROPRIETARY STORES | 3 | 1 | 41 | (0) | (0) | (0) | (0) | (0) |
| | OTHER RETAIL STORES | | | | | | | | |
| | TOTAL | 105 | 85 | 7 592 | 7 124 | 845 | 15 112 | 262 | 98 |
| 59 EX.591 | LIQUOR STORES | 29 | 27 | 1 757 | 1 591 | 105 | 2 062 | 43 | 29 |
| 592 | ANTIQUA STORES, SECONHAND STORES | 10 | 8 | 609 | 597 | 82 | 1 376 | 40 | 11 |
| 593 | BOOK, STATIONERY STORES | 4 | 2 | 146 | (0) | (0) | (0) | (0) | (0) |
| 594 | SPORTING GOODS STORES, BICYCLE SHOPS | 7 | 5 | 249 | 181 | 24 | 511 | 10 | 6 |
| 595 | FARM, GARDEN SUPPLY STORES, INCLUDING FEEO STORES | 12 | 10 | 2 074 | 2 070 | 180 | 3 261 | 45 | 7 |
| 596 | JEWELRY STORES | 6 | 6 | 527 | 527 | 71 | 1 336 | 23 | 5 |
| 597 | FUEL, ICE DEALERS | 4 | 4 | 466 | 466 | 79 | 1 300 | 15 | 3 |
| 598 | OTHER STORES | 33 | 23 | 1 764 | (0) | (0) | (0) | (0) | (0) |
| 599 | NONSTORE RETAILERS* | | | | | | | | |
| 53 PART* | TOTAL | 35 | 9 | 604 | 396 | 39 | 813 | 11 | 35 |

Standard Notes: - Represents zero. (D) Withheld to avoid disclosure. (NA) Not available. (X) Not applicable.
 *Nonstore retailers, part of SIC major group 53, are shown separately in this table.

TABLE 5. Counties With 500 Establishments or More: 1963-Continued

| SIC code | County and kind of business | Establishments | | Sales | | Payroll, entire year (\$1,000) | Payroll, workweek ended nearest Nov. 15 (dollars) | Paid employees, workweek ended nearest Nov. 15 (number) | Active proprietors of unincorporated businesses (number) |
|----------------------|--|----------------|-----------------------|-------------------------------------|---------------------------------------|--------------------------------|---|---|--|
| | | Total (number) | With payroll (number) | Total, all establishments (\$1,000) | Establishments with payroll (\$1,000) | | | | |
| SALINE COUNTY | | | | | | | | | |
| | RETAIL TRADE, TOTAL | 525 | 445 | 88 990 | 87 850 | 10 233 | 190 275 | 3 189 | 467 |
| | LUMBER, BUILDING MATERIALS, HARDWARE, FARM EQUIPMENT DEALERS | | | | | | | | |
| | TOTAL | 36 | 32 | 7 780 | 7 696 | 932 | 17 616 | 202 | 24 |
| S21 | LUMBER AND OTHER BUILDING MATERIALS DEALERS | 9 | 9 | 2 631 | 2 631 | 358 | 6 342 | 70 | 2 |
| S22-S24 | HEATING, PLUMBING, PAINT, ELECTRICAL STORES | 10 | 10 | 1 308 | 1 308 | 196 | 3 947 | 48 | 6 |
| S251 | HARDWARE STORES | 8 | 6 | 1 018 | 942 | 135 | 2 558 | 36 | 9 |
| S252 | FARM EQUIPMENT DEALERS | 9 | 7 | 2 823 | 2 815 | 243 | 4 769 | 48 | 7 |
| | GENERAL MERCHANOISE GROUP STORES* | | | | | | | | |
| | TOTAL | 19 | 19 | 20 059 | 20 059 | 2 413 | 48 245 | 850 | 5 |
| S3 PART* | DEPARTMENT STORES | 5 | 5 | 9 247 | 9 247 | 1 407 | 28 693 | 498 | - |
| S33 | LIMITED PRICE VARIETY STORES | 7 | 7 | (0) | (0) | (0) | (0) | (0) | (0) |
| S39 | MISCELLANEOUS GENERAL MERCHANOISE STORES | 7 | 7 | (0) | (0) | (0) | (0) | (0) | (0) |
| | FOOD STORES | | | | | | | | |
| | TOTAL | 44 | 34 | 15 301 | 15 121 | 1 121 | 19 871 | 341 | 40 |
| S41 | GROCERY STORES, INCLUDING DELICATESSENS | 35 | 29 | 14 906 | 14 848 | 1 086 | 19 272 | 328 | 30 |
| S42 | MEAT MARKETS, FISH (SEAFOOD) MARKETS | 1 | 1 | (0) | (0) | (0) | (0) | (0) | (0) |
| S43 | FRUIT STORES, VEGETABLE MARKETS | 1 | 1 | (0) | (0) | (0) | (0) | (0) | (0) |
| S44 | CANDY, NUT, CONFECTIONERY STORES | - | - | - | - | - | - | - | - |
| S45-S49 | OTHER FOOD STORES | 7 | 3 | (0) | (0) | (0) | (0) | (0) | (0) |
| | AUTOMOTIVE DEALERS | | | | | | | | |
| S5 EX-S54 | TOTAL | 41 | 35 | 17 836 | 17 698 | 1 948 | 31 622 | 373 | 30 |
| | GASOLINE SERVICE STATIONS | | | | | | | | |
| S5PT(SS4) | TOTAL | 79 | 73 | 6 737 | 6 613 | 620 | 12 607 | 235 | 72 |
| | APPAREL, ACCESSORY STORES | | | | | | | | |
| | TOTAL | 32 | 32 | 3 768 | 3 768 | 493 | 10 033 | 175 | 26 |
| S61,S67 | MEN'S, BOYS' APPAREL STORES, CUSTOM TAILORS | 6 | 6 | 1 269 | 1 269 | 201 | 4 241 | 50 | 5 |
| S62-3,S68 | WOMEN'S CLOTHING, SPECIALTY STORES | 16 | 16 | 1 532 | 1 532 | 167 | 3 375 | 83 | 13 |
| S62 | WOMEN'S READY-TO-WEAR STORES | 11 | 11 | 1 247 | 1 247 | 114 | 2 364 | 61 | 11 |
| S63,S68 | WOMEN'S ACCESSORY, SPECIALTY STORES, FURRIERS | 5 | 5 | 285 | 285 | 53 | 1 011 | 22 | 2 |
| S65 | FAMILY CLOTHING STORES | 2 | 2 | (0) | (0) | (0) | (0) | (0) | (0) |
| S66 | SHOE STORES | 8 | 8 | (0) | (0) | (0) | (0) | (0) | (0) |
| S64,S69 | OTHER APPAREL, ACCESSORY STORES | - | - | - | - | - | - | - | - |
| | FURNITURE, HOME FURNISHINGS, EQUIPMENT STORES | | | | | | | | |
| | TOTAL | 32 | 26 | 3 108 | 3 046 | 431 | 8 373 | 102 | 29 |
| S71 | FURNITURE, HOME FURNISHINGS STORES | 12 | 10 | 1 375 | 1 371 | 153 | 3 059 | 39 | 10 |
| S72,S73 | HOUSEHOLD APPLIANCE, RADIO, TELEVISION, MUSIC STORES | 20 | 16 | 1 733 | 1 675 | 278 | 5 314 | 63 | 19 |
| | EATING, DRINKING PLACES | | | | | | | | |
| | TOTAL | 113 | 95 | 4 674 | 4 476 | 1 059 | 21 117 | 551 | 111 |
| S812 | EATING PLACES | 92 | 76 | 4 082 | 3 950 | 964 | 19 316 | 505 | 90 |
| S813 | DRINKING PLACES (ALCOHOLIC BEVERAGES) | 21 | 19 | 592 | 526 | 95 | 1 801 | 46 | 21 |
| | DRUG STORES, PROPRIETARY STORES | | | | | | | | |
| | TOTAL | 15 | 15 | 1 853 | 1 853 | 242 | 4 696 | 95 | 18 |
| S9PT(S91) | DRUG STORES | 11 | 11 | 1 656 | 1 656 | 217 | 4 215 | 80 | 14 |
| S91 | PROPRIETARY STORES | 4 | 4 | 197 | 197 | 25 | 481 | 15 | 4 |
| | OTHER RETAIL STORES | | | | | | | | |
| S9 EX-S91 | TOTAL | 87 | 81 | (0) | (0) | (0) | (0) | (0) | (0) |
| S92 | LIQUOR STORES | 30 | 26 | 1 541 | 1 463 | 108 | 2 026 | 56 | 31 |
| S93 | ANTIQUA STORES, SECONHAND STORES | 6 | 6 | 366 | 366 | 42 | 712 | 20 | 5 |
| S94 | BOOK, STATIONERY STORES | 1 | 1 | (0) | (0) | (0) | (0) | (0) | (0) |
| S95 | SPORTING GOODS STORES, BICYCLE SHOPS | 3 | 3 | 144 | 144 | 17 | 272 | 4 | 3 |
| S96 | FARM, GARDEN SUPPLY STORES, INCLUDING FEED STORES | 7 | 7 | 1 501 | 1 501 | 102 | 1 763 | 25 | 2 |
| S97 | JEWELRY STORES | 6 | 6 | 656 | 656 | 105 | 2 050 | 27 | 7 |
| S98 | FUEL, ICE DEALERS | 4 | 4 | 320 | 320 | 83 | 1 643 | 19 | 3 |
| S99 | OTHER STORES | 30 | 28 | 1 366 | 1 358 | 223 | 3 878 | 74 | 33 |
| | NONSTORE RETAILERS* | | | | | | | | |
| S3 PART* | TOTAL | 27 | 3 | (0) | (0) | (0) | (0) | (0) | (0) |

Standard Notes: - Represents zero. (D) Withheld to avoid disclosure. (NA) Not available. (X) Not applicable.
 *Nonstore retailers, part of SIC major group 53, are shown separately in this table.

TABLE 5. Counties With 500 Establishments or More: 1963-Continued

| SIC code | County and kind of business | Establishments | | Sales | | Payroll, entire year (\$1,000) | Payroll, workweek ended nearest Nov. 15 (dollars) | Paid employees, workweek ended nearest Nov. 15 (number) | Active proprietors of unincorporated businesses (number) |
|-----------|--|----------------|-----------------------|-------------------------------------|---------------------------------------|--------------------------------|---|---|--|
| | | Total (number) | With payroll (number) | Total, all establishments (\$1,000) | Establishments with payroll (\$1,000) | | | | |
| | <u>SEOGWICK COUNTY</u> | | | | | | | | |
| | RETAIL TRADE, TOTAL | 2 789 | 2 219 | 472 833 | 463 491 | 54 913 | 1 080 325 | 17 233 | 2 417 |
| | LUMBER, BUILDING MATERIALS, HARWARE, FARM EQUIPMENT DEALERS | | | | | | | | |
| 52 | TOTAL | 120 | 106 | 23 201 | 22 961 | 2 618 | 49 698 | 609 | 84 |
| 521 | LUMBER AND OTHER BUILDING MATERIALS DEALERS | 38 | 36 | 13 797 | 13 783 | 1 522 | 29 883 | 352 | 17 |
| 522-524 | HEATING, PLUMBING, PAINT, ELECTRICAL STORES | 33 | 29 | 2 026 | 1 976 | 310 | 5 914 | 76 | 22 |
| 5251 | HARWARE STORES | 32 | 26 | 2 799 | 2 645 | 316 | 5 570 | 86 | 33 |
| 5252 | FARM EQUIPMENT DEALERS | 17 | 15 | 4 579 | 4 557 | 470 | 8 331 | 95 | 12 |
| | GENERAL MERCHANDISE GROUP STORES* | | | | | | | | |
| 53 PART* | TOTAL | 70 | 64 | 60 085 | 59 979 | 8 626 | 172 672 | 3 144 | 30 |
| 531 | DEPARTMENT STORES | 10 | 10 | (0) | (0) | (0) | (0) | (0) | (0) |
| 533 | LIMITED PRICE VARIETY STORES | 30 | 30 | 7 696 | 7 696 | 1 242 | 24 441 | 576 | 6 |
| 539 | MISCELLANEOUS GENERAL MERCHANDISE STORES | 30 | 24 | (0) | (0) | (0) | (0) | (0) | (0) |
| | FOOD STORES | | | | | | | | |
| 54 | TOTAL | 241 | 195 | 101 275 | 100 085 | 8 001 | 155 449 | 2 477 | 185 |
| 541 | GROCERY STORES, INCLUDING DELICATESSENS | 212 | 170 | 99 452 | 98 298 | 7 716 | 149 303 | 2 367 | 160 |
| 542 | MEAT MARKETS, FISH (SEAFOOD) MARKETS | 4 | 4 | (0) | (0) | (0) | (0) | (0) | (0) |
| 543 | FRUIT STORES, VEGETABLE MARKETS | - | - | - | - | - | - | - | - |
| 544 | CANOE, NUT, CONFECTIONERY STORES | 6 | 4 | (0) | (0) | (0) | (0) | (0) | (0) |
| 545-549 | OTHER FOOD STORES | 19 | 17 | (0) | (0) | (0) | (0) | (0) | (0) |
| | AUTOMOTIVE DEALERS | | | | | | | | |
| 55 EX.554 | TOTAL | 212 | 158 | 117 752 | 116 518 | 10 928 | 205 966 | 2 094 | 141 |
| | GASOLINE SERVICE STATIONS | | | | | | | | |
| 55PT(554) | TOTAL | 484 | 412 | 36 984 | 35 472 | 3 871 | 80 262 | 1 306 | 464 |
| | APPAREL, ACCESSORY STORES | | | | | | | | |
| 56 | TOTAL | 124 | 118 | 24 978 | 24 910 | 4 184 | 73 914 | 1 301 | 71 |
| 561,567 | MEN'S, BOYS' APPAREL STORES, CUSTOM TAILORS | 19 | 17 | 2 237 | 2 231 | 328 | 5 438 | 101 | 12 |
| 562-3,568 | WOMEN'S CLOTHING, SPECIALTY STORES | 44 | 44 | 7 303 | 7 303 | 1 307 | 24 075 | 448 | 23 |
| 562 | WOMEN'S READY-TO-WEAR STORES | 30 | 30 | (0) | (0) | (0) | (0) | (0) | (0) |
| 563,568 | WOMEN'S ACCESSORY, SPECIALTY STORES, FURRIERS | 14 | 14 | (0) | (0) | (0) | (0) | (0) | (0) |
| 565 | FAMILY CLOTHING STORES | 25 | 23 | (0) | (0) | (0) | (0) | (0) | (0) |
| 566 | SHOE STORES | 30 | 28 | 4 015 | 4 009 | 602 | 10 927 | 177 | 18 |
| 564,569 | OTHER APPAREL, ACCESSORY STORES | 6 | 6 | (0) | (0) | (0) | (0) | (0) | (0) |
| | FURNITURE, HOME FURNISHINGS, EQUIPMENT STORES | | | | | | | | |
| 57 | TOTAL | 163 | 119 | 20 391 | 19 367 | 2 739 | 57 508 | 625 | 131 |
| 571 | FURNITURE, HOME FURNISHINGS STORES | 90 | 56 | 9 584 | 8 852 | 1 325 | 25 369 | 303 | 79 |
| 572,573 | HOUSEHOLD APPLIANCE, RADIO, TELEVISION, MUSIC STORES | 73 | 63 | 10 807 | 10 515 | 1 414 | 32 139 | 322 | 52 |
| | EATING, DRINKING PLACES | | | | | | | | |
| 58 | TOTAL | 603 | 517 | 27 439 | 26 343 | 6 192 | 131 597 | 3 228 | 598 |
| 5812 | EATING PLACES | 478 | 424 | (0) | (0) | (0) | (0) | (0) | (0) |
| 5813 | DRINKING PLACES (ALCOHOLIC BEVERAGES) | 125 | 93 | (0) | (0) | (0) | (0) | (0) | (0) |
| | DRUG STORES, PROPRIETARY STORES | | | | | | | | |
| 59PT(591) | TOTAL | 105 | 103 | 17 398 | 17 366 | 2 591 | 49 875 | 872 | 69 |
| 591 | DRUG STORES | 91 | 91 | 17 016 | (0) | (0) | (0) | (0) | (0) |
| (| PROPRIETARY STORES | 14 | 12 | 382 | (0) | (0) | (0) | (0) | (0) |
| | OTHER RETAIL STORES | | | | | | | | |
| 59 EX.591 | TOTAL | 493 | 391 | 32 796 | 30 996 | 3 413 | 69 897 | 1 115 | 491 |
| 592 | LIQUOR STORES | 180 | 160 | 11 153 | 10 417 | 543 | 11 114 | 271 | 194 |
| 593 | ANTIQUA STORES, SECONOHANO STORES | 63 | 43 | 2 440 | 2 142 | 308 | 6 790 | 112 | 62 |
| 594 | BOOK, STATIONERY STORES | 12 | 8 | (0) | (0) | (0) | (0) | (0) | (0) |
| 595 | SPORTING GOODS STORES, BICYCLE SHOPS | 16 | 12 | (0) | (0) | (0) | (0) | (0) | (0) |
| 596 | FARM, GARDEN SUPPLY STORES, INCLUDING FEED STORES | 28 | 22 | 4 735 | 4 613 | 290 | 5 041 | 67 | 22 |
| 597 | JEWELRY STORES | 29 | 23 | 3 276 | 3 164 | 367 | 6 422 | 115 | 22 |
| 598 | FUEL, ICE DEALERS | 9 | 9 | 939 | 939 | 167 | 4 696 | 47 | 3 |
| 599 | OTHER STORES | 156 | 114 | 7 097 | 6 701 | 1 133 | 23 713 | 344 | 163 |
| | NONSTORE RETAILERS* | | | | | | | | |
| 53 PART* | TOTAL | 174 | 36 | 10 534 | 9 494 | 1 750 | 33 487 | 462 | 153 |

Standard Notes: - Represents zero. (D) Withheld to avoid disclosure. (NA) Not available. (X) Not applicable.
 *Nonstore retailers, part of SIC major group 53, are shown separately in this table.

TABLE 5. Counties With 500 Establishments or More: 1963-Continued

| SIC code | County and kind of business | Establishments | | Sales | | Payroll, entire year (\$1,000) | Payroll, workweek ended nearest Nov. 15 (dollars) | Paid employees, workweek ended nearest Nov. 15 (number) | Active proprietors of unincorporated businesses (number) |
|-----------|--|----------------|--------------|---------------------------|-----------------------------|--------------------------------|---|---|--|
| | | Total | With payroll | Total, all establishments | Establishments with payroll | | | | |
| | | (number) | (number) | (\$1,000) | (\$1,000) | | | | |
| | <u>SHAWNEE COUNTY</u> (CDEXTENSIVE WITH TOPEKA SMSA; SEE TABLE 4) | | | | | | | | |
| | <u>WYANDOTTE COUNTY</u> | | | | | | | | |
| | RETAIL TRADE, TOTAL | 1 271 | 971 | 194 046 | 188 520 | 21 836 | 416 280 | 6 049 | 1 180 |
| | LUMBER, BUILDING MATERIALS, HARDWARE, FARM EQUIPMENT DEALERS | | | | | | | | |
| | TOTAL | 54 | 44 | 8 101 | 7 871 | 1 022 | 18 392 | 224 | 49 |
| 52 | LUMBER AND OTHER BUILDING MATERIALS DEALERS | 19 | 15 | 3 447 | 3 329 | 411 | 6 624 | 72 | 15 |
| 522-524 | HEATING, PLUMBING, PAINT, ELECTRICAL STORES | 15 | 13 | 1 038 | 1 006 | 198 | 4 135 | 47 | 14 |
| 5251 | HARDWARE STORES | 16 | 12 | 2 304 | 2 224 | 302 | 5 863 | 85 | 17 |
| 5252 | FARM EQUIPMENT DEALERS | 4 | 4 | 1 312 | 1 312 | 111 | 1 770 | 20 | 3 |
| | GENERAL MERCHANDISE GROUP STORES* | | | | | | | | |
| | TOTAL | 24 | 22 | 12 914 | 12 906 | 1 762 | 31 471 | 567 | 11 |
| 53 PART* | DEPARTMENT STORES | 2 | 2 | (D) | (D) | (D) | (D) | (D) | (D) |
| 531 | LIMITED PRICE VARIETY STORES | 13 | 13 | 3 207 | 3 207 | 522 | 9 881 | 214 | 3 |
| 533 | MISCELLANEOUS GENERAL MERCHANDISE STORES | 9 | 7 | (D) | (D) | (D) | (D) | (D) | (D) |
| 539 | | | | | | | | | |
| | FOOD STORES | | | | | | | | |
| | TOTAL | 188 | 132 | 48 383 | 46 851 | 3 938 | 74 382 | 1 046 | 175 |
| 54 | GROCERY STORES, INCLUDING DELICATESSENS | 146 | 100 | 46 017 | 44 653 | 3 633 | 68 404 | 941 | 136 |
| 541 | MEAT MARKETS, FISH (SEAFOOD) MARKETS | 6 | 4 | 743 | 679 | 92 | 1 862 | 21 | 5 |
| 542 | FRUIT STORES, VEGETABLE MARKETS | 5 | 5 | 264 | 264 | 22 | 399 | 8 | 7 |
| 543 | CANDY, NUT, CONFECTIONERY STORES | 8 | 2 | 157 | (D) | (D) | (D) | (D) | (D) |
| 544 | OTHER FOOD STORES | 23 | 21 | 1 202 | (D) | (D) | (D) | (D) | (D) |
| 545-549 | | | | | | | | | |
| | AUTDMOTIVE DEALERS | | | | | | | | |
| | TOTAL | 85 | 69 | 53 562 | 53 212 | 5 263 | 103 474 | 940 | 51 |
| 55 EX.554 | | | | | | | | | |
| | GASDLNE SERVICE STATIONS | | | | | | | | |
| | TOTAL | 232 | 188 | 18 429 | 17 245 | 1 629 | 33 904 | 551 | 240 |
| 55PT(554) | | | | | | | | | |
| | APPAREL, ACCESSDRY STORES | | | | | | | | |
| | TOTAL | 58 | 50 | 8 338 | 8 184 | 1 279 | 21 301 | 433 | 52 |
| 56 | MEN'S, BOYS' APPAREL STORES, CUSTDM TAILDRS | 10 | 8 | 1 068 | 1 060 | 166 | 3 056 | 48 | 13 |
| 561-567 | WOMEN'S CLDTHING, SPECIALTY STORES | 13 | 13 | 1 912 | 1 912 | 280 | 5 156 | 129 | 12 |
| 562-3,568 | WOMEN'S READY-TO-WEAR STORES | 8 | 8 | 953 | 953 | 149 | 2 774 | 68 | 9 |
| 562 | WOMEN'S ACCESSRY, SPECIALTY STORES, FURRIERS | 5 | 5 | 959 | 959 | 131 | 2 382 | 61 | 3 |
| 563,568 | FAMILY CLOTHING STORES | 17 | 13 | 3 686 | 3 588 | 599 | 9 011 | 174 | 13 |
| 565 | SHOE STORES | 10 | 10 | 1 358 | 1 358 | 208 | 3 584 | 70 | 3 |
| 566 | OTHER APPAREL, ACCESSDRY STORES | 8 | 6 | 314 | 266 | 26 | 494 | 12 | 11 |
| 564-569 | | | | | | | | | |
| | FURNITURE, HOME FURNISHINGS, EQUIPMENT STORES | | | | | | | | |
| | TOTAL | 71 | 53 | 9 683 | 9 563 | 1 394 | 26 089 | 294 | 57 |
| 57 | FURNITURE, HOME FURNISHINGS STORES | 45 | 29 | 5 303 | 5 197 | 785 | 14 393 | 169 | 39 |
| 571 | HOUSEHOLD APPLIANCE, RADIO, TELEVISION, MUSIC STORES | 26 | 24 | 4 380 | 4 366 | 609 | 11 696 | 125 | 18 |
| 572,573 | | | | | | | | | |
| | EATING, DRINKING PLACES | | | | | | | | |
| | TOTAL | 285 | 229 | 10 491 | 9 777 | 2 489 | 47 117 | 1 099 | 300 |
| 58 | EATING PLACES | 207 | 185 | 8 666 | 8 470 | 2 327 | 43 910 | 1 015 | 215 |
| 5812 | DRINKING PLACES (ALCDHOLIC BEVERAGES) | 78 | 44 | 1 825 | 1 307 | 162 | 3 207 | 84 | 85 |
| 5813 | | | | | | | | | |
| | DRUG STORES, PROPRIETARY STORES | | | | | | | | |
| | TOTAL | 50 | 46 | 9 213 | 9 107 | 1 304 | 25 945 | 417 | 39 |
| 59PT(591) | DRUG STORES | 43 | 41 | 8 932 | 8 834 | 1 269 | 25 168 | 404 | 33 |
| 591 | PROPRIETARY STORES | 7 | 5 | 281 | 273 | 35 | 777 | 13 | 6 |
| | OTHER RETAIL STORES | | | | | | | | |
| | TOTAL | 162 | 122 | 9 950 | 9 328 | 1 149 | 22 359 | 356 | 148 |
| 59 EX.591 | LIQDR STORES | 57 | 47 | 2 681 | 2 419 | 126 | 2 438 | 77 | 59 |
| 592 | ANTIQU STORES, SECONDHAND STORES | 21 | 15 | 1 252 | 1 214 | 154 | 2 946 | 57 | 13 |
| 593 | BOOK, STATIDNERY STORES | 3 | 3 | (D) | (D) | (D) | (D) | (D) | (D) |
| 594 | SPORTING GODDS STORES, BICYCLE SHOPS | 5 | 3 | 392 | 362 | 57 | 1 085 | 16 | 5 |
| 595 | FARM, GARDEN SUPPLY STORES, INCLUDING FEED STORES | 11 | 9 | 1 494 | 1 484 | 118 | 1 953 | 28 | 9 |
| 596 | JEWELRY STORES | 10 | 8 | 1 415 | 1 407 | 208 | 3 842 | 51 | 9 |
| 597 | FUEL, ICE DEALERS | 6 | 4 | 636 | 626 | 159 | 3 418 | 38 | 4 |
| 598 | OTHER STORES | 49 | 33 | (D) | (D) | (D) | (D) | (D) | (D) |
| 599 | | | | | | | | | |
| | NDNSTORE RETAILERS* | | | | | | | | |
| | TOTAL | 62 | 16 | 4 982 | 4 476 | 607 | 11 846 | 122 | 58 |
| 53 PART* | | | | | | | | | |

Standard Notes: - Represents zero. (D) Withheld to avoid disclosure. (NA) Not available. (X) Not applicable.
*Nonstore retailers, part of SIC major group 53, are shown separately in this table.

TABLE 6. Cities With 500 Establishments or More: 1963

| SIC code | City and kind of business | Establishments | | Sales | | Payroll, entire year (\$1,000) | Payroll, workweek ended nearest Nov. 15 (dollars) | Paid employees, workweek ended nearest Nov. 15 (number) | Active proprietors of unincorporated businesses (number) |
|-----------|--|----------------|-----------------------|-------------------------------------|---------------------------------------|--------------------------------|---|---|--|
| | | Total (number) | With payroll (number) | Total, all establishments (\$1,000) | Establishments with payroll (\$1,000) | | | | |
| | <u>KANSAS CITY</u> | | | | | | | | |
| | RETAIL TRADE, TOTAL | 938 | 722 | 144 732 | 141 206 | 16 965 | 322 691 | 4 567 | 856 |
| | LUMBER, BUILDING MATERIALS, HARDWARE, FARM EQUIPMENT DEALERS | | | | | | | | |
| 52 | TOTAL | 38 | 32 | 5 480 | 5 328 | 784 | 14 829 | 179 | 34 |
| 521 | LUMBER AND OTHER BUILDING MATERIALS DEALERS | 14 | 10 | 2 398 | 2 280 | 309 | 5 358 | 53 | 11 |
| 522-524 | HEATING, PLUMBING, PAINT, ELECTRICAL STORES | 12 | 12 | (0) | (0) | (0) | (0) | (0) | (0) |
| 5251 | HARDWARE STORES | 11 | 9 | 2 080 | 2 046 | 277 | 5 375 | 79 | 12 |
| 5252 | FARM EQUIPMENT DEALERS | 1 | 1 | (0) | (0) | (0) | (0) | (0) | (0) |
| | GENERAL MERCHANDISE GROUP STORES* | | | | | | | | |
| 53 PART* | TOTAL | 18 | 16 | 10 082 | 10 074 | 1 441 | 24 751 | 458 | 8 |
| 531 | DEPARTMENT STORES | 1 | 1 | (0) | (0) | (0) | (0) | (0) | (0) |
| 533 | LIMITED PRICE VARIETY STORES | 10 | 10 | 2 665 | 2 665 | 460 | 8 326 | 177 | 2 |
| 539 | MISCELLANEOUS GENERAL MERCHANDISE STORES | 7 | 5 | (0) | (0) | (0) | (0) | (0) | (0) |
| | FOOD STORES | | | | | | | | |
| 54 | TOTAL | 133 | 93 | 28 064 | 27 134 | 2 419 | 46 056 | 627 | 120 |
| 541 | GROCERY STORES, INCLUDING DELICATESSENS | 104 | 72 | 26 441 | 25 667 | 2 172 | 41 419 | 547 | 97 |
| 542 | MEAT MARKETS, FISH (SEAFOOD) MARKETS | 5 | 3 | (0) | (0) | (0) | (0) | (0) | (0) |
| 543 | FRUIT STORES, VEGETABLE MARKETS | 1 | 1 | (0) | (0) | (0) | (0) | (0) | (0) |
| 544 | CANDY, NUT, CONFECTIONERY STORES | 8 | 2 | (0) | (0) | (0) | (0) | (0) | (0) |
| 545-549 | OTHER FOOD STORES | 15 | 15 | 695 | 695 | 139 | 2 580 | 52 | 10 |
| | AUTOMOTIVE DEALERS | | | | | | | | |
| 55 EX.554 | TOTAL | 64 | 54 | 49 344 | 49 054 | 4 881 | 96 402 | 866 | 35 |
| | GASOLINE SERVICE STATIONS | | | | | | | | |
| 55PT(554) | TOTAL | 154 | 122 | 11 750 | 11 206 | 1 140 | 23 197 | 373 | 158 |
| | APPAREL, ACCESSORY STORES | | | | | | | | |
| 56 | TOTAL | 47 | 39 | 6 343 | 6 189 | 987 | 16 915 | 341 | 42 |
| 561,567 | MEN'S, BOYS' APPAREL STORES, CUSTOM TAILORS | 9 | 7 | (0) | (0) | (0) | (0) | (0) | (0) |
| 562-3,568 | WOMEN'S CLOTHING, SPECIALTY STORES | 12 | 12 | (0) | (0) | (0) | (0) | (0) | (0) |
| 562 | WOMEN'S READY-TO-WEAR STORES | 8 | 8 | (0) | (0) | (0) | (0) | (0) | (0) |
| 563,568 | WOMEN'S ACCESSORY, SPECIALTY STORES, FURRIERS | 4 | 4 | (0) | (0) | (0) | (0) | (0) | (0) |
| 565 | FAMILY CLOTHING STORES | 13 | 9 | 2 210 | 2 112 | 371 | 5 668 | 105 | 11 |
| 566 | SHOE STORES | 7 | 7 | 1 028 | 1 028 | 169 | 3 042 | 56 | 2 |
| 564,569 | OTHER APPAREL, ACCESSORY STORES | 6 | 4 | (0) | (0) | (0) | (0) | (0) | (0) |
| | FURNITURE, HOME FURNISHINGS, EQUIPMENT STORES | | | | | | | | |
| 57 | TOTAL | 52 | 46 | 8 522 | 8 490 | 1 268 | 23 462 | 262 | 40 |
| 571 | FURNITURE, HOME FURNISHINGS STORES | 33 | 27 | 5 008 | (0) | (0) | (0) | (0) | (0) |
| 572,573 | HOUSEHOLD APPLIANCE, RADIO, TELEVISION, MUSIC STORES | 19 | 19 | 3 514 | (0) | (0) | (0) | (0) | (0) |
| | EATING, DRINKING PLACES | | | | | | | | |
| 58 | TOTAL | 224 | 178 | 7 703 | 7 125 | 1 721 | 33 097 | 787 | 231 |
| 5812 | EATING PLACES | 156 | 140 | 6 176 | 6 032 | 1 572 | 30 133 | 713 | 159 |
| 5813 | DRINKING PLACES (ALCOHOLIC BEVERAGES) | 68 | 38 | 1 527 | 1 093 | 149 | 2 964 | 74 | 72 |
| | DRUG STORES, PROPRIETARY STORES | | | | | | | | |
| 59PT(591) | TOTAL | 39 | 35 | 6 888 | 6 782 | 1 006 | 18 937 | 324 | 33 |
| 591 (| DRUG STORES | 32 | 30 | 6 607 | 6 509 | 971 | 18 160 | 311 | 27 |
| (| PROPRIETARY STORES | 7 | 5 | 281 | 273 | 35 | 777 | 13 | 6 |
| | OTHER RETAIL STORES | | | | | | | | |
| 59 EX.591 | TOTAL | 129 | 95 | 6 931 | 6 411 | 798 | 15 272 | 245 | 116 |
| 592 | LIQUOR STORES | 45 | 35 | 2 059 | 1 797 | 91 | 1 783 | 57 | 46 |
| 593 | ANTIQUA STORES, SECONDHAND STORES | 16 | 10 | 488 | 450 | 86 | 1 665 | 28 | 11 |
| 594 | BOOK, STATIONERY STORES | 3 | 3 | (0) | (0) | (0) | (0) | (0) | (0) |
| 595 | SPORTING GOODS STORES, BICYCLE SHOPS | 5 | 3 | 392 | 362 | 57 | 1 085 | 16 | 5 |
| 596 | FARM, GARDEN SUPPLY STORES, INCLUDING FEED STORES | 7 | 5 | 719 | 709 | 47 | 552 | 10 | 6 |
| 597 | JEWELRY STORES | 9 | 7 | (0) | (0) | (0) | (0) | (0) | (0) |
| 598 | FUEL, ICE DEALERS | 1 | 1 | (0) | (0) | (0) | (0) | (0) | (0) |
| 599 | OTHER STORES | 43 | 31 | 1 627 | 1 455 | 261 | 5 255 | 77 | 38 |
| | NONSTORE RETAILERS* | | | | | | | | |
| 53 PART* | TOTAL | 40 | 12 | 3 625 | 3 413 | 520 | 9 773 | 105 | 39 |

Standard Notes: - Represents zero. (D) Withheld to avoid disclosure. (NA) Not available. (X) Not applicable.
 *Nonstore retailers, part of SIC major group 53, are shown separately in this table.

TABLE 6. Cities With 500 Establishments or More: 1963-Continued

| SIC code | City and kind of business | Establishments | | Sales | | Payroll, entire year (\$1,000) | Payroll, workweek ended nearest Nov. 15 (dollars) | Paid employees, workweek ended nearest Nov. 15 (number) | Active proprietors of unincorporated businesses (number) |
|-----------|--|----------------|-----------------------|-------------------------------------|---------------------------------------|--------------------------------|---|---|--|
| | | Total (number) | With payroll (number) | Total, all establishments (\$1,000) | Establishments with payroll (\$1,000) | | | | |
| | <u>TOPEKA</u> | | | | | | | | |
| | RETAIL TRADE, TOTAL | 1 079 | 857 | 183 419 | 179 439 | 22 957 | 429 771 | 7 085 | 910 |
| | LUMBER, BUILDING MATERIALS, HARDWARE, FARM EQUIPMENT DEALERS | | | | | | | | |
| 52 | TOTAL | 37 | 31 | 11 934 | 11 720 | 2 109 | 36 091 | 400 | 29 |
| 521 | LUMBER AND OTHER BUILDING MATERIALS DEALERS | 13 | 11 | 8 969 | 8 963 | 1 704 | 28 605 | 299 | 8 |
| 522-524 | HEATING, PLUMBING, PAINT, ELECTRICAL STORES | 12 | 8 | 1 183 | 999 | 153 | 2 883 | 35 | 10 |
| 5251 | HARDWARE STORES | 9 | 9 | 1 193 | 1 169 | 167 | 3 065 | 49 | 9 |
| 5252 | FARM EQUIPMENT DEALERS | 3 | 3 | 589 | 589 | 85 | 1 538 | 17 | 2 |
| | GENERAL MERCHANDISE GROUP STORES* | | | | | | | | |
| 53 PART* | TOTAL | 39 | 37 | 22 789 | 22 749 | 3 710 | 72 676 | 1 274 | 16 |
| 531 | DEPARTMENT STORES | 6 | 6 | (D) | (D) | (D) | (D) | (D) | (D) |
| 533 | LIMITED PRICE VARIETY STORES | 17 | 17 | (D) | (D) | (D) | (D) | (D) | (D) |
| 539 | MISCELLANEOUS GENERAL MERCHANDISE STORES | 16 | 14 | (D) | (D) | (D) | (D) | (D) | (D) |
| | FOOD STORES | | | | | | | | |
| 54 | TOTAL | 86 | 78 | 40 375 | 40 185 | 3 254 | 62 599 | 1 050 | 72 |
| 541 | GROCERY STORES, INCLUDING DELICATESSENS | 75 | 69 | 40 001 | 39 821 | 3 203 | 61 657 | 1 026 | 62 |
| 542 | MEAT MARKETS, FISH (SEAFOOD) MARKETS | - | - | 13 | 13 | 1 | - | - | - |
| 543 | FRUIT STORES, VEGETABLE MARKETS | 3 | 1 | (D) | (D) | (D) | (D) | (D) | (D) |
| 544 | CANDY, NUT, CONFECTIONERY STORES | 2 | 2 | (D) | (D) | (D) | (D) | (D) | (D) |
| 545-549 | OTHER FOOD STORES | 6 | 6 | 212 | 212 | 32 | 653 | 16 | 5 |
| | AUTOMOTIVE DEALERS | | | | | | | | |
| 55 EX,554 | TOTAL | 65 | 49 | 37 247 | 36 885 | 3 803 | 65 338 | 682 | 47 |
| | GASOLINE SERVICE STATIONS | | | | | | | | |
| 55PT(554) | TOTAL | 171 | 163 | 14 527 | 14 089 | 1 437 | 32 157 | 552 | 174 |
| | APPAREL, ACCESSORY STORES | | | | | | | | |
| 56 | TOTAL | 73 | 69 | (D) | (D) | (D) | (D) | (D) | (D) |
| 561,567 | MEN'S, BOYS' APPAREL STORES, CUSTOM TAILORS | 13 | 11 | 2 022 | 1 964 | 346 | 6 677 | 103 | 12 |
| 562-3,568 | WOMEN'S CLOTHING, SPECIALTY STORES | 28 | 28 | 3 765 | 3 765 | 471 | 8 255 | 174 | 17 |
| 562 | WOMEN'S READY-TO-WEAR STORES | 25 | 25 | 2 959 | 2 959 | 427 | 7 424 | 158 | 16 |
| 563,568 | WOMEN'S ACCESSORY, SPECIALTY STORES, FURRIERS | 3 | 3 | (D) | (D) | (D) | (D) | (D) | (D) |
| 565 | FAMILY CLOTHING STORES | 7 | 7 | (D) | (D) | (D) | (D) | (D) | (D) |
| 566 | SHOE STORES | 19 | 19 | 2 781 | 2 781 | 467 | 9 113 | 120 | 3 |
| 564,569 | OTHER APPAREL, ACCESSORY STORES | 6 | 6 | 415 | 415 | 43 | 739 | 18 | 6 |
| | FURNITURE, HOME FURNISHINGS, EQUIPMENT STORES | | | | | | | | |
| 57 | TOTAL | 63 | 45 | (D) | (D) | (D) | (D) | (D) | (D) |
| 571 | FURNITURE, HOME FURNISHINGS STORES | 31 | 21 | (D) | (D) | (D) | (D) | (D) | (D) |
| 572,573 | HOUSEHOLD APPLIANCE, RADIO, TELEVISION, MUSIC STORES | 32 | 24 | 7 567 | 7 521 | 1 302 | 18 732 | 245 | 26 |
| | EATING, DRINKING PLACES | | | | | | | | |
| 58 | TOTAL | 202 | 170 | 10 342 | 9 816 | 2 360 | 46 818 | 1 158 | 181 |
| 5812 | EATING PLACES | 165 | 147 | (D) | (D) | (0) | (D) | (0) | (D) |
| 5813 | DRINKING PLACES (ALCOHOLIC BEVERAGES) | 37 | 23 | (0) | (D) | (0) | (0) | (0) | (0) |
| | DRUG STORES, PROPRIETARY STORES | | | | | | | | |
| 59PT(591) | TOTAL | 43 | 39 | 9 448 | 9 434 | 1 182 | 24 204 | 425 | 30 |
| 591 | DRUG STORES | 40 | 38 | 9 391 | (0) | (D) | (D) | (D) | (D) |
| (| PROPRIETARY STORES | 3 | 1 | 57 | (D) | (0) | (D) | (D) | (D) |
| | OTHER RETAIL STORES | | | | | | | | |
| 59 EX,591 | TOTAL | 219 | 161 | 12 483 | 11 201 | 1 295 | 25 699 | 454 | 195 |
| 592 | LIQUOR STORES | 81 | 61 | (D) | (D) | (D) | (D) | (D) | (D) |
| 593 | ANTIQUA STORES, SECONDHAND STORES | 27 | 15 | 935 | 765 | 111 | 2 497 | 40 | 21 |
| 594 | BOOK, STATIONERY STORES | 5 | 5 | 398 | 392 | 62 | 1 153 | 26 | 2 |
| 595 | SPORTING GOODS STORES, BICYCLE SHOPS | 7 | 3 | (D) | (0) | (D) | (D) | (0) | (0) |
| 596 | FARM, GARDEN SUPPLY STORES, INCLUDING FEED STORES | 15 | 11 | 1 149 | 1 119 | 83 | 1 357 | 21 | 12 |
| 597 | JEWELRY STORES | 15 | 15 | 1 695 | 1 695 | 302 | 5 975 | 87 | 8 |
| 598 | FUEL, ICE DEALERS | 3 | 3 | (D) | (D) | (D) | (D) | (D) | (D) |
| 599 | OTHER STORES | 66 | 48 | 3 076 | 2 804 | 522 | 10 003 | 153 | 62 |
| | NONSTORE RETAILERS* | | | | | | | | |
| 53 PART* | TOTAL | 81 | 15 | 2 294 | 1 654 | 294 | 5 887 | 98 | 75 |

Standard Notes: - Represents zero. (D) Withheld to avoid disclosure. (NA) Not available. (X) Not applicable.
 *Nonstore retailers, part of SIC major group 53, are shown separately in this table.

TABLE 6. Cities With 500 Establishments or More: 1963-Continued

| SIC code | City and kind of business | Establishments | | Sales | | Payroll, entire year (\$1,000) | Payroll, workweek ended nearest Nov. 15 (dollars) | Paid employees, workweek ended nearest Nov. 15 (number) | Active proprietors of unincorporated businesses (number) |
|--|--|----------------|-----------------------|-------------------------------------|---------------------------------------|--------------------------------|---|---|--|
| | | Total (number) | With payroll (number) | Total, all establishments (\$1,000) | Establishments with payroll (\$1,000) | | | | |
| WICHITA | | | | | | | | | |
| | RETAIL TRADE, TOTAL | 2 286 | 1 848 | 417 587 | 410 745 | 49 794 | 973 398 | 15 401 | 1 951 |
| | LUMBER, BUILDING MATERIALS, HARDWARE, FARM EQUIPMENT DEALERS | | | | | | | | |
| | TOTAL | 87 | 81 | 19 193 | 19 125 | 2 209 | 41 264 | 490 | 60 |
| 52 | LUMBER AND OTHER BUILDING MATERIALS DEALERS | 24 | 24 | 11 842 | 11 836 | 1 292 | 24 844 | 279 | 10 |
| 521 | HEATING, PLUMBING, PAINT, ELECTRICAL STORES | 32 | 28 | (0) | (0) | (0) | (D) | (D) | (0) |
| S22-S24 | HARDWARE STORES | 22 | 20 | (0) | (0) | (0) | (D) | (D) | (0) |
| S251 | FARM EQUIPMENT DEALERS | 9 | 9 | 3 079 | 3 079 | 333 | 5 836 | 61 | 7 |
| S252 | | | | | | | | | |
| GENERAL MERCHANDISE GROUP STORES* | | | | | | | | | |
| | TOTAL | 58 | 52 | 58 637 | 58 531 | 8 471 | 169 610 | 3 078 | 24 |
| 53 PART* | DEPARTMENT STORES | 10 | 10 | (D) | (D) | (D) | (D) | (D) | (D) |
| S31 | LIMITED PRICE VARIETY STORES | 26 | 26 | 7 212 | 7 212 | 1 183 | 23 378 | 545 | 5 |
| S33 | MISCELLANEOUS GENERAL MERCHANDISE STORES | 22 | 16 | (D) | (0) | (D) | (D) | (D) | (D) |
| S39 | | | | | | | | | |
| FOOD STORES | | | | | | | | | |
| | TOTAL | 191 | 161 | 87 374 | 86 742 | 7 152 | 138 222 | 2 166 | 140 |
| 54 | GROCERY STORES, INCLUDING DELICATESSENS | 165 | 139 | 85 670 | 85 074 | 6 880 | 132 282 | 2 061 | 118 |
| S41 | MEAT MARKETS, FISH (SEAFOOD) MARKETS | 3 | 3 | (0) | (0) | (0) | (0) | (0) | (0) |
| S42 | FRUIT STORES, VEGETABLE MARKETS | - | - | - | - | - | - | - | - |
| S43 | CANDY, NUT, CONFECTIONERY STORES | 6 | 4 | (D) | (0) | (0) | (0) | (0) | (0) |
| S44 | OTHER FOOD STORES | 17 | 15 | (D) | (0) | (D) | (D) | (D) | (D) |
| S4S-S49 | | | | | | | | | |
| AUTOMOTIVE DEALERS | | | | | | | | | |
| | TOTAL | 169 | 127 | 105 891 | 104 867 | 9 899 | 185 557 | 1 876 | 111 |
| S5 EX.554 | | | | | | | | | |
| GASOLINE SERVICE STATIONS | | | | | | | | | |
| | TOTAL | 369 | 325 | 27 803 | 27 007 | 3 005 | 62 121 | 983 | 341 |
| SSPT(SS4) | | | | | | | | | |
| APPAREL, ACCESSORY STORES | | | | | | | | | |
| | TOTAL | 116 | 112 | 24 567 | 24 505 | 4 157 | 73 044 | 1 285 | 64 |
| S6 | MEN'S, BOYS' APPAREL STORES, CUSTOM TAILORS | 19 | 17 | 2 237 | 2 231 | 328 | 5 438 | 101 | 12 |
| S61,S67 | WOMEN'S CLOTHING, SPECIALTY STORES | 43 | 43 | (D) | (0) | (0) | (D) | (D) | (D) |
| S62-3,S68 | WOMEN'S READY-TO-WEAR STORES | 30 | 30 | (0) | (0) | (0) | (0) | (0) | (0) |
| S62 | WOMEN'S ACCESSORY, SPECIALTY STORES, FURRIERS | 13 | 13 | (D) | (D) | (D) | (D) | (D) | (D) |
| S63,S68 | FAMILY CLOTHING STORES | 21 | 19 | 10 647 | 10 591 | 1 888 | 32 070 | 545 | 7 |
| S65 | SHOE STORES | 27 | 27 | (0) | (0) | (0) | (D) | (D) | (0) |
| S66 | OTHER APPAREL, ACCESSORY STORES | 6 | 6 | (D) | (0) | (D) | (0) | (D) | (D) |
| S64-S69 | | | | | | | | | |
| FURNITURE, HOME FURNISHINGS, EQUIPMENT STORES | | | | | | | | | |
| | TOTAL | 136 | 104 | 17 734 | 16 990 | 2 503 | 52 906 | 572 | 107 |
| 57 | FURNITURE, HOME FURNISHINGS STORES | 77 | 51 | 8 831 | 8 307 | 1 265 | 23 781 | 288 | 66 |
| S71 | HOUSEHOLD APPLIANCE, RADIO, TELEVISION, MUSIC STORES | 59 | 53 | 8 903 | 8 683 | 1 238 | 29 125 | 284 | 41 |
| S72,S73 | | | | | | | | | |
| EATING, DRINKING PLACES | | | | | | | | | |
| | TOTAL | 500 | 436 | 23 688 | 22 904 | 5 422 | 113 102 | 2 749 | 493 |
| 58 | EATING PLACES | 390 | 354 | 20 799 | 20 373 | 5 020 | 105 268 | 2 572 | 387 |
| S812 | DRINKING PLACES (ALCOHOLIC BEVERAGES) | 110 | 82 | 2 889 | 2 531 | 402 | 7 834 | 177 | 106 |
| S813 | | | | | | | | | |
| DRUG STORES, PROPRIETARY STORES | | | | | | | | | |
| | TOTAL | 88 | 86 | 15 729 | 15 697 | 2 340 | 45 348 | 777 | 55 |
| S9PT(S91) | DRUG STORES | 77 | 77 | 15 432 | 15 432 | 2 319 | 44 973 | 763 | 44 |
| S91 | PROPRIETARY STORES | 11 | 9 | 297 | 265 | 21 | 375 | 14 | 11 |
| | | | | | | | | | |
| OTHER RETAIL STORES | | | | | | | | | |
| | TOTAL | 425 | 333 | 27 038 | 25 374 | 2 959 | 59 702 | 975 | 429 |
| S9 EX.S91 | LIQUOR STORES | 157 | 137 | 10 084 | 9 348 | 489 | 9 767 | 238 | 167 |
| S92 | ANTIQUA STORES, SECONOHAND STORES | 53 | 33 | 2 036 | 1 738 | 237 | 5 269 | 89 | 52 |
| S93 | BOOK, STATIONERY STORES | 12 | 8 | (D) | (0) | (D) | (0) | (D) | (D) |
| S94 | SPORTING GOODS STORES, BICYCLE SHOPS | 13 | 11 | 860 | (D) | (0) | (D) | (D) | (D) |
| S95 | FARM, GARDEN SUPPLY STORES, INCLUDING FEEO STORES | 16 | 12 | (0) | (D) | (0) | (D) | (D) | (D) |
| S96 | JEWELRY STORES | 28 | 22 | (D) | (0) | (D) | (0) | (D) | (D) |
| S97 | FUEL, ICE DEALERS | 2 | 2 | (D) | (0) | (D) | (0) | (D) | (D) |
| S98 | OTHER STORES | 144 | 108 | 6 778 | 6 424 | 1 110 | 23 270 | 335 | 149 |
| S99 | | | | | | | | | |
| NONSTORE RETAILERS* | | | | | | | | | |
| | TOTAL | 147 | 31 | 9 933 | 9 003 | 1 677 | 32 522 | 450 | 127 |
| S3 PART* | | | | | | | | | |

Standard Notes: - Represents zero. (D) Withheld to avoid disclosure. (NA) Not available. (X) Not applicable.
 *Nonstore retailers, part of SIC major group 53, are shown separately in this table.

TABLE 7. In-Plant Food Contractors: 1963

| SIC code | Standard metropolitan statistical area and kind of business | Establishments | | Sales | | Payroll, entire year (\$1,000) | Payroll, workweek ended nearest Nov. 15 (dollars) | Paid employees, workweek ended nearest Nov. 15 (number) | Active proprietors of unincorporated businesses (number) |
|------------------------------------|---|----------------|-----------------------|-------------------------------------|---------------------------------------|--------------------------------|---|---|--|
| | | Total (number) | With payroll (number) | Total, all establishments (\$1,000) | Establishments with payroll (\$1,000) | | | | |
| KANSAS | | | | | | | | | |
| 5812 PART | IN-PLANT FOOD CONTRACTORS, TOTAL | 41 | 41 | 2 753 | 2 753 | 799 | 16 821 | 382 | 24 |
| | RESTAURANTS, LUNCHROOMS | 14 | 14 | 638 | 638 | 180 | 3 455 | 90 | 15 |
| | CAFETERIAS | 22 | 22 | 2 064 | 2 064 | 607 | 13 141 | 287 | 6 |
| | REFRESHMENT PLACES | 5 | 5 | 51 | 51 | 12 | 225 | 5 | 3 |
| KANSAS CITY, MO.-KANS. SMSA | | | | | | | | | |
| 5812 PART | IN-PLANT FOOD CONTRACTORS, TOTAL | 34 | 34 | 2 104 | 2 104 | 682 | 13 415 | 272 | 11 |
| | RESTAURANTS, LUNCHROOMS | 2 | 2 | (D) | (D) | (D) | (D) | (D) | (D) |
| | CAFETERIAS | 30 | 30 | 1 910 | 1 910 | 627 | 12 206 | 242 | 8 |
| | REFRESHMENT PLACES | 2 | 2 | (D) | (D) | (D) | (D) | (D) | (D) |
| TOPEKA SMSA | | | | | | | | | |
| 5812 PART | IN-PLANT FOOD CONTRACTORS, TOTAL | 5 | 5 | 851 | 851 | 275 | 5 176 | 119 | 2 |
| | RESTAURANTS, LUNCHROOMS | 1 | 1 | (D) | (D) | (D) | (D) | (D) | (D) |
| | CAFETERIAS | 3 | 3 | 679 | 679 | 237 | 4 398 | 102 | - |
| | REFRESHMENT PLACES | 1 | 1 | (D) | (D) | (D) | (D) | (D) | (D) |
| WICHITA SMSA | | | | | | | | | |
| 5812 PART | IN-PLANT FOOD CONTRACTORS, TOTAL | 6 | 6 | 329 | 329 | 114 | 2 340 | 55 | 3 |
| | RESTAURANTS, LUNCHROOMS | 1 | 1 | (D) | (D) | (D) | (D) | (D) | (D) |
| | CAFETERIAS | 3 | 3 | 186 | 186 | 69 | 1 372 | 27 | 2 |
| | REFRESHMENT PLACES | 2 | 2 | (D) | (D) | (D) | (D) | (D) | (D) |

Standard Notes: - Represents zero. (D) Withheld to avoid disclosure. (NA) Not available. (X) Not applicable.

TABLE 8. Commissaries, Exchanges, and Eating and Drinking Places Operated for Military Personnel by the U. S. Department of Defense: 1963

[These data were collected by the Department of Defense and are not included in any of the tabulations of the 1963 Census of Business]

| County | Sales (\$1,000) | Civilian payroll, entire year (\$1,000) | Civilian employees, workweek ended nearest Nov. 15 (number) | Civilian payroll, workweek ended nearest Nov. 15 (dollars) | Sales (\$1,000) | Civilian payroll, entire year (\$1,000) | Civilian employees, workweek ended nearest Nov. 15 (number) | Civilian payroll, workweek ended nearest Nov. 15 (dollars) |
|-------------------------|-----------------|---|---|--|---------------------|---|---|--|
| | TOTAL | | | | COMMISSARIES | | | |
| KANSAS: TOTAL | 26 575 | 3 173 | 939 | 59 303 | 13 473 | 734 | 151 | 13 632 |
| GEARY | 8 655 | 1 174 | 327 | 20 286 | 3 792 | 252 | 55 | 4 622 |
| JOHNSON | 547 | 105 | 49 | 1 960 | - | - | - | - |
| LEAVENWORTH | 5 238 | 765 | 278 | 14 168 | 2 653 | 157 | 32 | 3 015 |
| SALINE | 3 346 | 340 | 89 | 6 702 | 1 908 | 77 | 17 | 1 495 |
| SEDGWICK | 3 935 | 332 | 84 | 6 843 | 2 336 | 98 | 18 | 1 795 |
| SHAWNEE | 4 854 | 457 | 112 | 9 344 | 2 784 | 150 | 29 | 2 705 |
| EXCHANGES | | | | EATING AND DRINKING PLACES | | | | |
| KANSAS: TOTAL | 10 761 | 1 665 | 537 | 31 299 | 2 341 | 774 | 251 | 14 372 |
| GEARY | 3 894 | 605 | 189 | 9 899 | 969 | 317 | 83 | 5 765 |
| JOHNSON | 458 | 83 | 34 | 1 618 | 89 | 22 | 15 | 342 |
| LEAVENWORTH | 1 980 | 290 | 125 | 5 378 | 605 | 318 | 121 | 3 775 |
| SALINE | 1 226 | 232 | 63 | 4 583 | 212 | 31 | 9 | 624 |
| SEDGWICK | 1 421 | 206 | 58 | 4 443 | 178 | 28 | 8 | 605 |
| SHAWNEE | 1 782 | 249 | 68 | 5 376 | 288 | 58 | 15 | 1 261 |

Standard Notes: - Represents zero. (D) Withheld to avoid disclosure. (NA) Not available. (X) Not applicable.

TABLE 9. Counties; Cities of 2,500 Inhabitants or More: 1958—Continued

| County and city | Establishments | | Sales | | Payroll, entire year (\$1,000) | County and city | Establishments | | Sales | | Payroll, entire year (\$1,000) |
|-------------------------------|----------------|-----------------------|-------------------------------------|---------------------------------------|--------------------------------|-------------------------------|----------------|-----------------------|-------------------------------------|---------------------------------------|--------------------------------|
| | Total (number) | With payroll (number) | Total, all establishments (\$1,000) | Establishments with payroll (\$1,000) | | | Total (number) | With payroll (number) | Total, all establishments (\$1,000) | Establishments with payroll (\$1,000) | |
| MEADE COUNTY | 76 | 56 | 6 146 | 5 640 | 463 | ROOKS COUNTY | 150 | 108 | 12 799 | 12 017 | 937 |
| MIAMI COUNTY | 225 | 163 | 17 625 | 16 207 | 1 238 | RUSH COUNTY | 110 | 70 | 8 976 | 8 252 | 636 |
| OSAWATOMIE | 71 | 57 | 5 738 | 5 480 | 419 | RUSSELL COUNTY | 185 | 131 | 14 026 | 12 784 | 1 189 |
| PAOLA | 92 | 74 | 8 434 | 7 914 | 642 | RUSSELL | 110 | 88 | 11 055 | 10 483 | 1 041 |
| REMAINDER OF COUNTY | 62 | 32 | 3 453 | 2 813 | 177 | REMAINDER OF COUNTY | 75 | 43 | 2 971 | 2 301 | 148 |
| MITCHELL COUNTY | 188 | 138 | 16 658 | 15 082 | 1 170 | SALINE COUNTY | 526 | 424 | 67 015 | 65 245 | 7 150 |
| BELOIT | 94 | 72 | 9 505 | 8 421 | 732 | SALINA | 449 | 387 | 62 733 | 61 633 | 6 784 |
| REMAINDER OF COUNTY | 94 | 66 | 7 153 | 6 661 | 438 | REMAINDER OF COUNTY | 77 | 37 | 4 282 | 3 612 | 366 |
| MONTGOMERY COUNTY | 687 | 459 | 57 948 | 53 882 | 5 308 | SCOTT COUNTY | 67 | 53 | 7 878 | 7 604 | 585 |
| CANEY | 53 | 41 | 4 119 | 3 911 | 260 | SCOTT CITY | 63 | 51 | (D) | (D) | (D) |
| CHERRYVALE | 65 | 33 | 2 497 | 2 047 | 182 | REMAINDER OF COUNTY | 4 | 2 | (D) | (D) | (D) |
| COFFEYVILLE | 296 | 212 | 31 023 | 29 715 | 3 179 | SEDGWICK COUNTY | 3 145 | 2 317 | 433 955 | 419 069 | 48 586 |
| INDEPENDENCE | 182 | 136 | 17 123 | 16 129 | 1 506 | WICHITA | 2 723 | 2 025 | 397 104 | 384 694 | 45 613 |
| REMAINDER OF COUNTY | 91 | 37 | 3 186 | 2 080 | 181 | REMAINDER OF COUNTY | 422 | 292 | 36 851 | 34 375 | 2 973 |
| MORRIS COUNTY | 126 | 86 | 7 317 | 6 261 | 487 | SEWARD COUNTY | 206 | 174 | 25 821 | 25 075 | 2 602 |
| COUNCIL GROVE | 65 | 53 | 4 848 | 4 602 | 403 | LIBERAL | 188 | 162 | 25 160 | 24 536 | 2 496 |
| REMAINDER OF COUNTY | 61 | 33 | 2 469 | 1 659 | 84 | REMAINDER OF COUNTY | 18 | 12 | 661 | 539 | 106 |
| MORTON COUNTY | 58 | 42 | 4 996 | 4 570 | 368 | SHAWNEE COUNTY | 1 274 | 936 | 169 294 | 162 388 | 19 890 |
| NEMAHA COUNTY | 235 | 153 | 14 568 | 13 002 | 1 091 | TOPEKA | 1 160 | 870 | 160 143 | 154 247 | 19 223 |
| NEOSHO COUNTY | 280 | 198 | 21 855 | 20 249 | 1 805 | REMAINDER OF COUNTY | 114 | 66 | 9 151 | 8 141 | 667 |
| CHANUTE | 182 | 140 | 16 406 | 15 778 | 1 469 | SHERIDAN COUNTY | 64 | 42 | 3 726 | 3 370 | 235 |
| REMAINDER OF COUNTY | 98 | 58 | 5 449 | 4 471 | 336 | SHERMAN COUNTY | 108 | 74 | 10 736 | 10 178 | 942 |
| NESS COUNTY | 60 | 48 | 5 278 | 5 016 | 382 | GOODLAND | 75 | 59 | 9 098 | 8 802 | 795 |
| NORTON COUNTY | 134 | 96 | 10 182 | 9 118 | 812 | REMAINDER OF COUNTY | 33 | 15 | 1 638 | 1 376 | 147 |
| NORTON | 93 | 71 | 8 431 | 7 601 | 705 | SMITH COUNTY | 140 | 82 | 7 828 | 6 688 | 545 |
| REMAINDER OF COUNTY | 41 | 25 | 1 751 | 1 517 | 107 | STAFFORD COUNTY | 99 | 75 | 7 889 | 7 515 | 634 |
| OSAGE COUNTY | 178 | 118 | 11 051 | 10 019 | 744 | STANTON COUNTY | 20 | 20 | 2 593 | 2 593 | 191 |
| OSBORNE COUNTY | 114 | 84 | 7 206 | 6 672 | 604 | STEVENS COUNTY | 53 | 47 | 6 534 | 6 430 | 501 |
| OTTAWA COUNTY | 102 | 64 | 6 127 | 5 381 | 408 | HUGOTON | 42 | 42 | 6 153 | 6 153 | 482 |
| PAWNEE COUNTY | 144 | 120 | 12 970 | 12 440 | 1 277 | REMAINDER OF COUNTY | 11 | 5 | 381 | 277 | 19 |
| LARNO | 104 | 94 | 11 347 | 11 023 | 1 154 | SUMNER COUNTY | 373 | 253 | 32 085 | 29 795 | 2 538 |
| REMAINDER OF COUNTY | 40 | 26 | 1 623 | 1 417 | 123 | WELLINGTON | 139 | 103 | 13 671 | 13 125 | 1 248 |
| PHILLIPS COUNTY | 140 | 104 | 9 217 | 8 565 | 624 | REMAINDER OF COUNTY | 234 | 150 | 18 414 | 16 670 | 1 290 |
| PHILLIPSBURG | 69 | 59 | 5 914 | 5 748 | 460 | THOMAS COUNTY | 124 | 98 | 11 929 | 10 959 | 942 |
| REMAINDER OF COUNTY | 71 | 45 | 3 303 | 2 817 | 164 | COLBY | 87 | 79 | 9 734 | 9 478 | 836 |
| POTTAWATOMIE COUNTY | 216 | 128 | 13 266 | 11 552 | 962 | REMAINDER OF COUNTY | 37 | 19 | 2 195 | 1 481 | 106 |
| PRATT COUNTY | 192 | 142 | 20 820 | 19 684 | 2 110 | TREGO COUNTY | 81 | 63 | 6 290 | 5 826 | 508 |
| PRATT | 144 | 120 | 18 441 | 17 801 | 1 997 | WABAUNSEE COUNTY | 103 | 69 | 5 445 | 4 811 | 372 |
| REMAINDER OF COUNTY | 48 | 22 | 2 379 | 1 883 | 113 | WALLACE COUNTY | 31 | 21 | 2 310 | (D) | 156 |
| RAWLINS COUNTY | 91 | 55 | 5 059 | 4 181 | 328 | WASHINGTON COUNTY | 149 | 97 | 8 751 | 7 611 | 651 |
| RENO COUNTY | 636 | 484 | 80 578 | 77 238 | 8 884 | WICHITA COUNTY | 57 | 37 | 6 182 | 5 942 | 629 |
| HUTCHINSON | 441 | 353 | 68 612 | 66 456 | 7 912 | WILSON COUNTY | 206 | 134 | 13 067 | 11 693 | 889 |
| REMAINDER OF COUNTY | 195 | 131 | 11 966 | 10 782 | 972 | FREDONIA | 82 | 62 | 6 329 | 5 907 | 456 |
| REPUBLIC COUNTY | 167 | 107 | 10 017 | 9 009 | 730 | NEODESHA | 65 | 51 | 5 017 | 4 767 | 355 |
| BELLEVILLE | 69 | 55 | 6 617 | 6 309 | 521 | REMAINDER OF COUNTY | 59 | 21 | 1 721 | 1 019 | 78 |
| REMAINDER OF COUNTY | 98 | 52 | 3 400 | 2 700 | 209 | WOODSON COUNTY | 99 | 59 | 5 346 | 4 680 | 397 |
| RICE COUNTY | 186 | 148 | 15 872 | 15 278 | 1 402 | WYANDOTTE COUNTY | 1 591 | 1 003 | 177 902 | 167 284 | 18 117 |
| LYONS | 92 | 74 | 9 374 | 9 042 | 804 | KANSAS CITY | 1 343 | 859 | 151 394 | 142 678 | 15 865 |
| REMAINDER OF COUNTY | 94 | 74 | 6 498 | 6 236 | 598 | REMAINDER OF COUNTY | 248 | 144 | 26 508 | 24 606 | 2 252 |
| RILEY COUNTY | 328 | 270 | 38 069 | 37 039 | 3 967 | | | | | | |
| MANHATTAN | 241 | 201 | 32 386 | 31 756 | 3 538 | | | | | | |
| REMAINDER OF COUNTY | 87 | 69 | 5 683 | 5 283 | 429 | | | | | | |

Standard Notes: - Represents zero. (D) Withheld to avoid disclosure. (NA) Not available. (X) Not applicable.

TABLE 10. Standard Metropolitan Statistical Areas: 1958

[Data are based on 1964 SMSA definitions]

| SIC code | Kind of business | Establishments | | Sales | | Establishments | | Sales | |
|------------------------------|---|-------------------|--------------------------|--|--|-------------------|--------------------------|--|--|
| | | Total (number) | With payroll (number) | Total, all establishments (\$1,000) | Establishments with payroll (\$1,000) | Total (number) | With payroll (number) | Total, all establishments (\$1,000) | Establishments with payroll (\$1,000) |
| KANSAS CITY, MO.-KANS., SMSA | | | | | | | | | |
| | RETAIL TRADE, TOTAL | 9 12D | 6 408 | 1 486 724 | 1 434 278 | 1 274 | 936 | 169 294 | 162 388 |
| 52 | LUMBER, BLDG MATLS, HDWE, FARM EQUIP. DEALERS | 511 | 361 | 85 473 | 82 469 | 63 | 49 | 12 97D | 12 436 |
| 53 PART* | GENERAL MERCHANDISE GRDUP STDRES* | 319 | 221 | 155 613 | 153 879 | 36 | 30 | 21 257 | 21 207 |
| 54 | FOOD STORES | 1 291 | 895 | 323 873 | 314 181 | 142 | 114 | 39 545 | 38 613 |
| 55 EX+554 | AUTOMDTIVE DEALERS. | 537 | 397 | 232 166 | 227 522 | 83 | 57 | 25 4D3 | 24 839 |
| 55PT(554) | GASOLINE SERVICE STATIONS | 1 2D9 | 915 | 93 621 | 86 519 | 2D0 | 158 | 14 464 | 13 284 |
| 56 | APPAREL, ACCESSDRY STDRES | 559 | 481 | (D) | (D) | 88 | 74 | 1D 457 | 10 235 |
| 57 | FURNITURE, HDME FURNISHINGS, EQUIPMENT STDRES | 512 | 38D | 62 97D | 60 73D | 71 | 49 | 11 648 | 11 338 |
| 58 | EATING, DRINKING PLACES | 1 921 | 1 521 | 94 D97 | 87 725 | 231 | 185 | 9 364 | 8 634 |
| 59PT(591) | DRUG STDRES, PRDPRINARY STDRES | 406 | 366 | 72 891 | 71 759 | 46 | 46 | (D) | (D) |
| 59 EX+591 | DOTHER RETAIL STDRES | 1 198 | 736 | 84 27D | 75 568 | 225 | 159 | 14 74D | 13 262 |
| 53 PART* | NONSTORE RETAILERS* | 657 | 135 | (D) | (D) | 89 | 15 | (D) | (D) |
| TOPEKA SMSA | | | | | | | | | |
| | RETAIL TRADE, TDOTAL | 3 56D | 2 634 | 476 8D0 | 46D D22 | | | | |
| 52 | LUMBER, BLDG MATLS, HDWE, FARM EQUIP. DEALERS | 231 | 181 | 36 673 | 35 7D3 | | | | |
| 53 PART* | GENERAL MERCHANDISE GRDUP STDRES* | 1D5 | 75 | 53 251 | 52 663 | | | | |
| 54 | FOOD STORES | 395 | 277 | 1D8 182 | 1D5 3D8 | | | | |
| 55 EX+554 | AUTOMDTIVE DEALERS. | 215 | 159 | 94 564 | 93 47D | | | | |
| 55PT(554) | GASOLINE SERVICE STATIONS | 581 | 459 | 4D 327 | 36 823 | | | | |
| 56 | APPAREL, ACCESSDRY STDRES | 165 | 145 | 27 681 | 27 243 | | | | |
| 57 | FURNITURE, HDME FURNISHINGS, EQUIPMENT STORES | 199 | 155 | 24 143 | 23 463 | | | | |
| 58 | EATING, DRINKING PLACES | 751 | 581 | 26 375 | 24 221 | | | | |
| 59PT(591) | DRUG STDRES, PRDPRINARY STDRES | 148 | 136 | 18 247 | (D) | | | | |
| 59 EX+591 | DOTHER RETAIL STDRES | 575 | 419 | 37 D85 | 34 199 | | | | |
| 53 PART* | NONSTORE RETAILERS* | 195 | 47 | 1D 272 | (D) | | | | |
| WICHITA SMSA | | | | | | | | | |

Standard Notes: - Represents zero. (D) Withheld to avoid disclosure. (NA) Not available. (X) Not applicable.
 *Nonstore retailers, part of SIC major group 53, are shown separately in this table.

TABLE 11. Counties With 500 Establishments or More: 1958

| SIC code | Kind of business | Establishments | | Sales | | Establishments | | Sales | |
|-------------------|---|----------------|-----------------------|-------------------------------------|---------------------------------------|----------------|-----------------------|-------------------------------------|---------------------------------------|
| | | Total (number) | With payroll (number) | Total, all establishments (\$1,000) | Establishments with payroll (\$1,000) | Total (number) | With payroll (number) | Total, all establishments (\$1,000) | Establishments with payroll (\$1,000) |
| CRAWFORD COUNTY | | | | | | | | | |
| | RETAIL TRADE: TOTAL | 530 | 326 | 38 206 | 34 490 | 743 | 537 | 103 026 | 98 434 |
| 52 | LUMBER, BLDG MATLS, HDWE, FARM EQUIP. DEALERS | 49 | 39 | 3 758 | 3 576 | 71 | 53 | 8 777 | 8 431 |
| 53 PART* | GENERAL MERCHANDISE GROUP STORES* | 33 | 15 | 3 191 | 2 891 | 35 | 29 | 9 585 | 9 431 |
| 54 | FOOD STORES | 105 | 55 | 10 375 | 9 173 | 90 | 64 | 35 167 | 34 221 |
| 55 EX.554 | AUTOMOTIVE DEALERS | 41 | 29 | 5 396 | 5 250 | 41 | 33 | 14 996 | 14 856 |
| 55PT(554) | GASOLINE SERVICE STATIONS | 65 | 37 | 2 876 | 2 184 | 110 | 80 | 8 586 | 7 860 |
| 56 | APPAREL, ACCESSORY STORES | 23 | 23 | 2 742 | 2 742 | 65 | 57 | 5 415 | (D) |
| 57 | FURNITURE, HOME FURNISHINGS, EQUIPMENT STORES | 27 | 19 | 3 445 | 3 297 | 58 | 44 | (D) | (D) |
| 58 | EATING, DRINKING PLACES | 107 | 63 | 2 198 | 1 716 | 93 | 75 | 4 263 | 3 857 |
| 59PT(591) | DRUG STORES, PROPRIETARY STORES | 16 | 12 | 1 318 | 1 278 | 27 | 25 | 6 013 | (D) |
| 59 EX.591 | OTHER RETAIL STORES | 51 | 31 | 2 484 | 2 034 | 106 | 66 | 5 624 | 4 726 |
| 53 PART* | NONSTORE RETAILERS* | 13 | 3 | 423 | 349 | 47 | 11 | (D) | (D) |
| MONTGOMERY COUNTY | | | | | | | | | |
| | RETAIL TRADE: TOTAL | 687 | 459 | 57 948 | 53 882 | 636 | 484 | 80 578 | 77 238 |
| 52 | LUMBER, BLDG MATLS, HDWE, FARM EQUIP. DEALERS | 49 | 41 | 4 938 | 4 864 | 56 | 44 | 7 893 | 7 629 |
| 53 PART* | GENERAL MERCHANDISE GROUP STORES* | 23 | 19 | 5 726 | 5 684 | 22 | 18 | 9 048 | 9 008 |
| 54 | FOOD STORES | 91 | 59 | 14 451 | 13 759 | 67 | 45 | 19 034 | 18 484 |
| 55 EX.554 | AUTOMOTIVE DEALERS | 52 | 32 | 10 617 | 10 327 | 42 | 34 | 15 107 | 14 889 |
| 55PT(554) | GASOLINE SERVICE STATIONS | 99 | 69 | 5 568 | 4 860 | 100 | 76 | 6 754 | 6 206 |
| 56 | APPAREL, ACCESSORY STORES | 57 | 45 | 3 913 | 3 639 | 31 | 29 | 5 131 | (D) |
| 57 | FURNITURE, HOME FURNISHINGS, EQUIPMENT STORES | 39 | 31 | 2 664 | 2 602 | 48 | 36 | 5 180 | 4 468 |
| 58 | EATING, DRINKING PLACES | 109 | 71 | 2 535 | 1 995 | 125 | 99 | 3 812 | 3 506 |
| 59PT(591) | DRUG STORES, PROPRIETARY STORES | 22 | 20 | 2 228 | (D) | 25 | 23 | 2 390 | (D) |
| 59 EX.591 | OTHER RETAIL STORES | 117 | 67 | 4 650 | 3 570 | 100 | 78 | 5 802 | 5 344 |
| 53 PART* | NONSTORE RETAILERS* | 29 | 5 | 658 | (D) | 20 | 2 | 427 | (D) |
| SALINE COUNTY | | | | | | | | | |
| | RETAIL TRADE: TOTAL | 526 | 424 | 67 015 | 65 245 | 3 145 | 2 317 | 433 955 | 419 069 |
| 52 | LUMBER, BLDG MATLS, HDWE, FARM EQUIP. DEALERS | 40 | 32 | 7 667 | 7 587 | 185 | 149 | 32 647 | 31 839 |
| 53 PART* | GENERAL MERCHANDISE GROUP STORES* | 16 | 14 | 7 933 | (D) | 85 | 61 | 50 924 | 50 496 |
| 54 | FOOD STORES | 58 | 46 | 15 753 | 15 467 | 340 | 240 | 99 994 | 97 582 |
| 55 EX.554 | AUTOMOTIVE DEALERS | 37 | 33 | 13 516 | 13 380 | 186 | 132 | 81 592 | 80 518 |
| 55PT(554) | GASOLINE SERVICE STATIONS | 83 | 59 | 5 189 | 4 697 | 515 | 407 | 35 341 | 32 365 |
| 56 | APPAREL, ACCESSORY STORES | 33 | 31 | 3 311 | (D) | 143 | 123 | 25 721 | 25 283 |
| 57 | FURNITURE, HOME FURNISHINGS, EQUIPMENT STORES | 32 | 24 | 2 493 | 2 241 | 177 | 135 | 22 192 | 21 532 |
| 58 | EATING, DRINKING PLACES | 105 | 93 | 3 691 | 3 527 | 673 | 521 | 24 576 | 22 606 |
| 59PT(591) | DRUG STORES, PROPRIETARY STORES | 17 | 17 | 1 993 | 1 993 | 137 | 127 | 16 907 | 16 649 |
| 59 EX.591 | OTHER RETAIL STORES | 95 | 69 | 4 218 | 3 936 | 517 | 377 | 33 983 | 31 389 |
| 53 PART* | NONSTORE RETAILERS* | 10 | 6 | 1 251 | (D) | 187 | 45 | 10 078 | 8 810 |
| SEDGWICK COUNTY | | | | | | | | | |
| | RETAIL TRADE: TOTAL | 526 | 424 | 67 015 | 65 245 | 3 145 | 2 317 | 433 955 | 419 069 |
| 52 | LUMBER, BLDG MATLS, HDWE, FARM EQUIP. DEALERS | 40 | 32 | 7 667 | 7 587 | 185 | 149 | 32 647 | 31 839 |
| 53 PART* | GENERAL MERCHANDISE GROUP STORES* | 16 | 14 | 7 933 | (D) | 85 | 61 | 50 924 | 50 496 |
| 54 | FOOD STORES | 58 | 46 | 15 753 | 15 467 | 340 | 240 | 99 994 | 97 582 |
| 55 EX.554 | AUTOMOTIVE DEALERS | 37 | 33 | 13 516 | 13 380 | 186 | 132 | 81 592 | 80 518 |
| 55PT(554) | GASOLINE SERVICE STATIONS | 83 | 59 | 5 189 | 4 697 | 515 | 407 | 35 341 | 32 365 |
| 56 | APPAREL, ACCESSORY STORES | 33 | 31 | 3 311 | (D) | 143 | 123 | 25 721 | 25 283 |
| 57 | FURNITURE, HOME FURNISHINGS, EQUIPMENT STORES | 32 | 24 | 2 493 | 2 241 | 177 | 135 | 22 192 | 21 532 |
| 58 | EATING, DRINKING PLACES | 105 | 93 | 3 691 | 3 527 | 673 | 521 | 24 576 | 22 606 |
| 59PT(591) | DRUG STORES, PROPRIETARY STORES | 17 | 17 | 1 993 | 1 993 | 137 | 127 | 16 907 | 16 649 |
| 59 EX.591 | OTHER RETAIL STORES | 95 | 69 | 4 218 | 3 936 | 517 | 377 | 33 983 | 31 389 |
| 53 PART* | NONSTORE RETAILERS* | 10 | 6 | 1 251 | (D) | 187 | 45 | 10 078 | 8 810 |
| WYANDOTTE COUNTY | | | | | | | | | |
| | RETAIL TRADE: TOTAL | 1 591 | 1 003 | 177 902 | 167 284 | | | | |
| 52 | LUMBER, BLDG MATLS, HDWE, FARM EQUIP. DEALERS | 75 | 53 | 12 979 | 12 555 | | | | |
| 53 PART* | GENERAL MERCHANDISE GROUP STORES* | 45 | 33 | 13 605 | 13 329 | | | | |
| 54 | FOOD STORES | 288 | 174 | 49 550 | 47 146 | | | | |
| 55 EX.554 | AUTOMOTIVE DEALERS | 86 | 64 | 40 883 | 40 523 | | | | |
| 55PT(554) | GASOLINE SERVICE STATIONS | 227 | 157 | 14 551 | 12 859 | | | | |
| 56 | APPAREL, ACCESSORY STORES | 59 | 49 | 7 107 | 6 997 | | | | |
| 57 | FURNITURE, HOME FURNISHINGS, EQUIPMENT STORES | 69 | 57 | 7 806 | 7 668 | | | | |
| 58 | EATING, DRINKING PLACES | 375 | 235 | 10 202 | 8 306 | | | | |
| 59PT(591) | DRUG STORES, PROPRIETARY STORES | 68 | 60 | 8 985 | 8 733 | | | | |
| 59 EX.591 | OTHER RETAIL STORES | 203 | 107 | 9 760 | 7 876 | | | | |
| 53 PART* | NONSTORE RETAILERS* | 96 | 14 | 2 474 | 1 292 | | | | |

Standard Notes: - Represents zero. (D) Withheld to avoid disclosure. (NA) Not available. (X) Not applicable.
 *Nonstore retailers, part of SIC major group 53, are shown separately in this table.

SHAWNEE COUNTY coextensive with Topeka SMSA, see Table 10.

TABLE 12. Cities With 500 Establishments or More: 1958

| SIC code | Kind of business | Establishments | | Sales | | Establishments | | Sales | |
|-----------|---|-------------------|-----------------------------|--|--|-------------------|-----------------------------|--|--|
| | | Total (number) | With payroll (number) | Total, all establish- ments (\$1,000) | Establish- ments with payroll (\$1,000) | Total (number) | With payroll (number) | Total, all establish- ments (\$1,000) | Establish- ments with payroll (\$1,000) |
| | | KANSAS CITY | | | | TOPEKA | | | |
| | RETAIL TRADE, TOTAL | 1 343 | 859 | 151 394 | 142 678 | 1 160 | 870 | 160 143 | 154 247 |
| 52 | LUMBER, BLDG MATLS, HOME, FARM EQUIP. DEALERS | 60 | 42 | 7 487 | 7 109 | 49 | 37 | 10 286 | 9 764 |
| 53 PART* | GENERAL MERCHANDISE GROUP STORES* | 39 | 31 | 13 484 | (D) | 30 | 28 | 21 107 | (0) |
| 54 | FOOD STORES | 242 | 142 | 38 770 | 36 754 | 127 | 105 | 37 995 | 37 127 |
| 55 EX,554 | AUTOMOTIVE DEALERS | 78 | 58 | 38 867 | 38 517 | 77 | 53 | 24 744 | 24 212 |
| 55PT(554) | GASOLINE SERVICE STATIONS | 180 | 124 | 11 530 | 10 166 | 171 | 143 | 12 323 | 11 595 |
| 56 | APPAREL, ACCESSORY STORES | 53 | 45 | 6 674 | 6 584 | 84 | 74 | 10 395 | 10 235 |
| 57 | FURNITURE, HOME FURNISHINGS, EQUIPMENT STORES | 62 | 52 | 7 512 | 7 428 | 68 | 46 | (D) | 11 171 |
| 58 | EATING, DRINKING PLACES | 313 | 203 | 8 725 | 7 299 | 219 | 173 | 9 016 | 8 286 |
| 59PT(591) | DRUG STORES, PROPRIETARY STORES | 62 | 54 | 8 426 | 8 174 | 45 | 45 | 6 108 | 6 108 |
| 59 EX,591 | OTHER RETAIL STORES | 174 | 98 | 8 310 | 6 826 | 215 | 151 | 13 696 | 12 228 |
| 53 PART* | NONSTORE RETAILERS* | 80 | 10 | 1 609 | (D) | 75 | 15 | (D) | (0) |
| | | WICHITA | | | | | | | |
| | RETAIL TRADE, TOTAL | 2 723 | 2 025 | 397 104 | 384 694 | | | | |
| 52 | LUMBER, BLDG MATLS, HOME, FARM EQUIP. DEALERS | 145 | 115 | 29 318 | 28 650 | | | | |
| 53 PART* | GENERAL MERCHANDISE GROUP STORES* | 72 | 52 | 50 240 | 49 852 | | | | |
| 54 | FOOD STORES | 295 | 201 | 87 178 | 84 992 | | | | |
| 55 EX,554 | AUTOMOTIVE DEALERS | 159 | 115 | 76 175 | 75 173 | | | | |
| 55PT(554) | GASOLINE SERVICE STATIONS | 428 | 344 | 29 438 | 27 298 | | | | |
| 56 | APPAREL, ACCESSORY STORES | 135 | 117 | 25 531 | 25 113 | | | | |
| 57 | FURNITURE, HOME FURNISHINGS, EQUIPMENT STORES | 165 | 127 | 21 179 | 20 673 | | | | |
| 58 | EATING, DRINKING PLACES | 580 | 454 | 22 143 | 20 515 | | | | |
| 59PT(591) | DRUG STORES, PROPRIETARY STORES | 125 | 115 | 15 753 | (0) | | | | |
| 59 EX,591 | OTHER RETAIL STORES | 460 | 342 | 30 425 | 28 171 | | | | |
| 53 PART* | NONSTORE RETAILERS* | 159 | 43 | 9 724 | (0) | | | | |

Standard Notes: — Represents zero. (D) Withheld to avoid disclosure. (NA) Not available. (X) Not applicable.
 *Nonstore retailers, part of SIC major group 53, are shown separately in this table.

Kentucky

CONTENTS

[Page numbers listed here omit the State prefix, 19-, which appears as part of number for each page.]


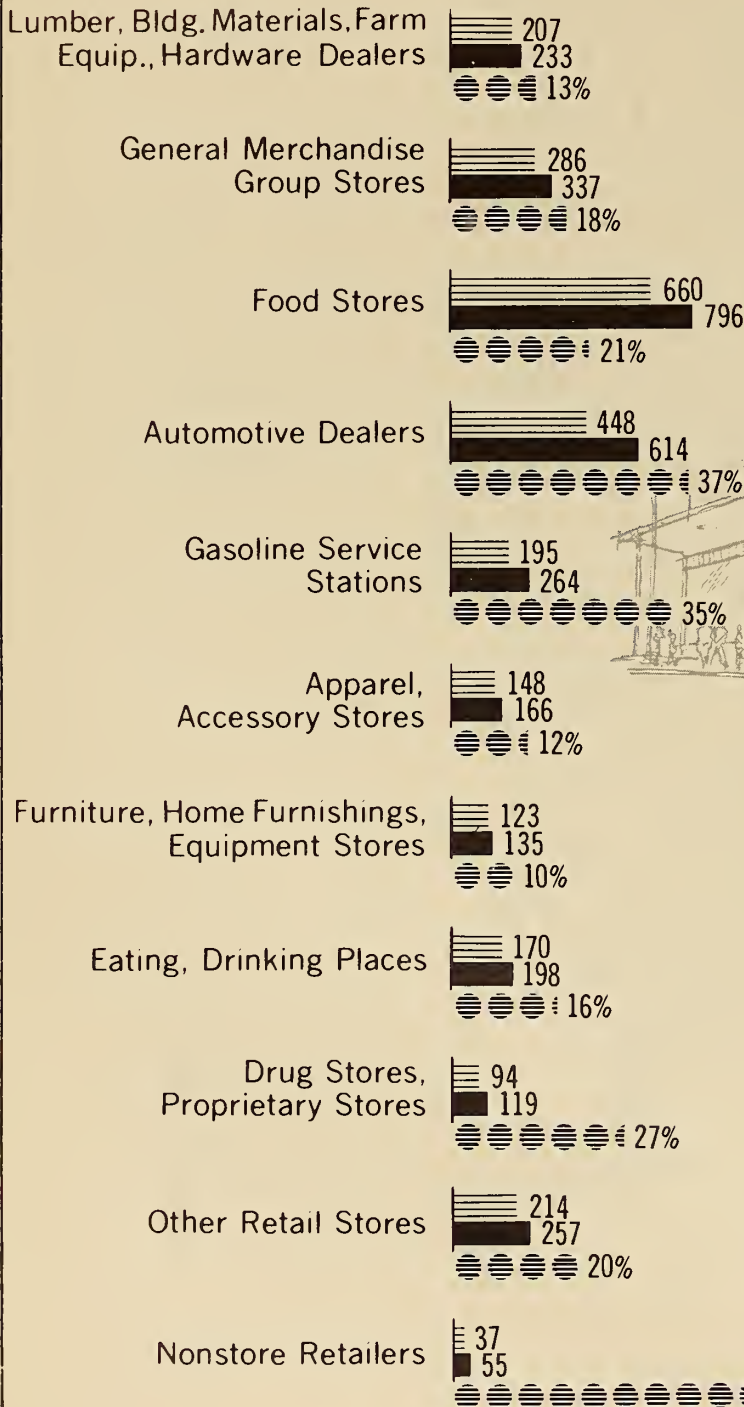
| | page |
|--|-----------|
| State Map | 3 |
| Chart on Retail Sales: 1958 and 1963 | 4 |
| TABLE 1 The State: 1963 and 1958 | 5 |
| 2 The State: 1963 | 6 |
| 3 Counties; Cities of 2,500 Inhabitants or More: 1963 | 8 |
| 4 Standard Metropolitan Statistical Areas: 1963 | 16 |
| 5 Counties With 500 Establishments or More: 1963 | 24 |
| 6 Cities With 500 Establishments or More: 1963 | 34 |
| 7 In-Plant Food Contractors: 1963 | 40 |
| 8 Commissaries, Exchanges, and Eating and Drinking Places Operated for Military Personnel by the U.S. Department of Defense: 1963 | 40 |
| 9 Counties; Cities of 2,500 Inhabitants or More: 1958 | 41 |
| 10 Standard Metropolitan Statistical Areas: 1958 | 43 |
| 11 Counties With 500 Establishments or More: 1958 | 44 |
| 12 Cities With 500 Establishments or More: 1958 | 45 |





EACH SYMBOL = 5% CHANGE
 23%

KENTUCKY Retail Trade: 1958 and 1963 SALES IN MILLIONS OF DOLLARS



1958 1963

1963 CENSUS OF BUSINESS, U. S. Department of Commerce, Bureau of the Census

TABLE 1. The State: 1963 and 1958

| SIC code | Kind of business | 1963 | | | | 1958 | | | |
|-----------|---|-------------------|-----------------------------|--|--|-------------------|-----------------------------|--|--|
| | | Establishments | | Sales | | Establishments | | Sales | |
| | | Total (number) | With payroll (number) | Total, all establish- ments (\$1,000) | Establish- ments with payroll (\$1,000) | Total (number) | With payroll (number) | Total, all establish- ments (\$1,000) | Establish- ments with payroll (\$1,000) |
| | RETAIL TRADE, TOTAL | 30 107 | 18 213 | 3 174 265 | 2 913 567 | 29 707 | 17 291 | 2 580 517 | 2 324 143 |
| | LUMBER, BUILDING MATERIALS, HARWARE, ¹ FARM EQUIPMENT DEALERS | | | | | | | | |
| 52 | TOTAL | 1 601 | 1 279 | 233 384 | 225 274 | 1 643 | 1 255 | 206 903 | 198 171 |
| 521 | LUMBER AND OTHER BUILDING MATERIALS DEALERS | 517 | 447 | 117 712 | 116 070 | 516 | 398 | 96 629 | 94 381 |
| 522-524 | HEATING, PLUMBING, PAINT, ELECTRICAL STORES | 273 | 197 | 19 530 | 17 730 | 243 | 183 | 14 442 | 13 578 |
| 5251 | HARWARE STORES | 531 | 381 | 42 740 | 38 834 | 574 | 406 | 43 848 | 39 728 |
| 5252 | FARM EQUIPMENT DEALERS | 280 | 254 | 53 402 | 52 640 | 310 | 268 | 51 984 | 50 484 |
| | GENERAL MERCHANDISE GROUP STORES* | | | | | | | | |
| 53 PART* | TOTAL | 1 389 | 1 095 | 336 510 | 329 998 | 2 434 | 1 042 | 285 520 | 254 638 |
| 531 | DEPARTMENT STORES | 54 | 54 | 177 629 | 177 629 | 39 | 39 | 118 080 | 118 080 |
| 533 | LIMITED PRICE VARIETY STORES | 455 | 403 | 74 267 | 73 489 | 351 | 303 | 54 317 | 53 271 |
| 539 | MISCELLANEOUS GENERAL MERCHANDISE STORES | 880 | 638 | 84 614 | 78 880 | 2 044 | 700 | 113 123 | 83 287 |
| | FOOD STORES | | | | | | | | |
| 54 | TOTAL | 8 167 | 2 739 | 795 845 | 661 051 | 7 834 | 2 880 | 659 898 | 546 140 |
| 541 | GROCERY STORES, INCLUDING DELICATESSENS | 7 596 | 2 414 | 769 847 | 639 809 | 7 097 | 2 511 | 623 918 | 517 620 |
| 542 | MEAT MARKETS, FISH (SEAFOOD) MARKETS | 95 | 53 | 6 439 | 5 403 | (1) | (1) | (1) | (1) |
| 543 | FRUIT STORES, VEGETABLE MARKETS | 123 | 37 | 4 210 | 2 056 | 155 | 27 | 5 067 | 2 483 |
| 544 | CANDY, NUT, CONFECTIONERY STORES | 90 | 44 | 2 072 | 1 402 | 98 | 46 | 2 549 | 1 851 |
| 545-549 | OTHER FOOD STORES | 263 | 191 | 13 277 | 12 291 | 326 | 198 | 14 610 | 12 120 |
| | AUTOMOTIVE DEALERS | | | | | | | | |
| 55 EX.554 | TOTAL | 2 054 | 1 306 | 614 040 | 591 160 | 1 750 | 1 216 | 447 626 | 434 512 |
| | GASOLINE SERVICE STATIONS | | | | | | | | |
| 55PT(554) | TOTAL | 3 674 | 2 688 | 264 123 | 235 059 | 3 266 | 2 174 | 195 214 | 166 926 |
| | APPAREL, ACCESSORY STORES | | | | | | | | |
| 56 | TOTAL | 1 631 | 1 351 | 165 903 | 160 909 | 1 574 | 1 312 | 147 701 | 142 985 |
| 561,567 | MEN'S, BOYS' APPAREL STORES, CUSTOM TAILORS | 231 | 207 | 30 408 | 29 490 | 244 | 212 | 26 693 | 25 953 |
| 562-3,568 | WOMEN'S CLOTHING, SPECIALTY STORES | 485 | 433 | 51 444 | 50 804 | 487 | 399 | 47 170 | 45 708 |
| 562 | WOMEN'S READY-TO-WEAR STORES | 350 | 328 | 43 762 | 43 400 | ** | 324 | ** | 40 340 |
| 563,568 | WOMEN'S ACCESSORY, SPECIALTY STORES, FURRIERS | 135 | 105 | 7 682 | 7 404 | ** | 75 | ** | 5 368 |
| 565 | FAMILY CLOTHING STORES | 494 | 372 | 53 945 | 51 633 | ** | 385 | ** | 47 253 |
| 566 | SHOE STORES | 347 | 285 | 24 516 | 23 758 | 313 | 251 | 20 498 | 19 268 |
| 564,569 | OTHER APPAREL, ACCESSORY STORES | 74 | 54 | 5 590 | 5 224 | 87 | 65 | 5 129 | 4 803 |
| | FURNITURE, HOME FURNISHINGS, EQUIPMENT STORES | | | | | | | | |
| 57 | TOTAL | 1 413 | 1 007 | 135 183 | 127 575 | 1 456 | 1 030 | 123 160 | 115 676 |
| 571 | FURNITURE, HOME FURNISHINGS STORES | 838 | 564 | 83 898 | 78 746 | 762 | 536 | 71 965 | 68 217 |
| 572,573 | HOUSEHOLD APPLIANCE, RADIO, TELEVISION, MUSIC STORES | 575 | 443 | 51 285 | 48 829 | 694 | 494 | 51 195 | 47 459 |
| | EATING, DRINKING PLACES | | | | | | | | |
| 58 | TOTAL | 4 428 | 3 274 | 197 749 | 181 523 | 4 401 | 3 193 | 169 810 | 150 984 |
| 5812 | EATING PLACES | 3 461 | 2 575 | 157 929 | 147 079 | 3 430 | 2 460 | 129 564 | 115 086 |
| 5813 | DRINKING PLACES (ALCOHOLIC BEVERAGES) | 967 | 699 | 39 820 | 34 444 | 971 | 733 | 40 246 | 35 898 |
| | DRUG STORES, PROPRIETARY STORES | | | | | | | | |
| 59PT(591) | TOTAL | 834 | 784 | 119 030 | 117 568 | 820 | 766 | 93 789 | 92 337 |
| 591 | DRUG STORES | 764 | 728 | 114 924 | 113 688 | 736 | 696 | 90 272 | 89 088 |
| (| PROPRIETARY STORES | 70 | 56 | 4 106 | 3 880 | 84 | 70 | 3 517 | 3 249 |
| | OTHER RETAIL STORES | | | | | | | | |
| 59 EX.591 | TOTAL | 3 829 | 2 483 | 257 057 | 236 893 | 3 519 | 2 231 | 214 036 | 192 980 |
| 592 | LIQUOR STORES | 671 | 569 | 72 444 | 68 420 | 592 | 494 | 54 596 | 50 456 |
| 593 | ANTIQUA STORES, SECONDHAND STORES | 680 | 330 | 17 036 | 13 502 | 475 | 257 | 11 380 | 9 106 |
| 594 | BOOK, STATIONERY STORES | 58 | 36 | 3 670 | 3 422 | 49 | 31 | 3 502 | 3 108 |
| 595 | SPORTING GOODS STORES, BICYCLE SHOPS | 146 | 64 | 6 460 | 5 236 | 112 | 60 | 4 468 | 3 684 |
| 596 | FARM, GARDEN SUPPLY STORES, INCLUDING FEED STORES | 491 | 367 | 70 369 | 67 269 | 530 | 370 | 59 808 | 56 086 |
| 597 | JEWELRY STORES | 308 | 200 | 17 718 | 16 300 | 358 | 238 | 18 414 | 16 862 |
| 598 | FUEL, ICE DEALERS | 398 | 262 | 31 268 | 29 792 | 485 | 267 | 29 416 | 26 642 |
| 599 | OTHER STORES | 1 077 | 655 | 38 092 | 32 952 | 918 | 514 | 32 452 | 27 036 |
| | NONSTORE RETAILERS* | | | | | | | | |
| 53 PART* | TOTAL | 1 087 | 207 | 55 441 | 46 557 | 1 010 | 192 | 36 860 | 28 797 |

Standard Notes: - Represents zero. (D) Withheld to avoid disclosure. (NA) Not available. (X) Not applicable.
 *Nonstore retailers, part of SIC major group 53, are shown separately in this table.
 **Data not provided because establishments with no payroll are classified only at the next broader kind-of-business level.
 1 Comparable data not available because of change in kind-of-business definition.

TABLE 2. The State: 1963

| SIC code | Kind of business | Establishments | | Sales | | Payroll, entire year (\$1,000) | Payroll, workweek ended nearest Nov. 15 (dollars) | Paid employees, workweek ended nearest Nov. 15 (number) | Active proprietors of unincorporated businesses (number) |
|-----------|--|----------------|-----------------------|-------------------------------------|---------------------------------------|--------------------------------|---|---|--|
| | | Total (number) | With payroll (number) | Total, all establishments (\$1,000) | Establishments with payroll (\$1,000) | | | | |
| | RETAIL TRADE, TOTAL | 30 107 | 18 213 | 3 174 265 | 2 913 567 | 310 957 | 6 034 252 | 105 231 | 30 260 |
| | LUMBER, BUILDING MATERIALS, HARDWARE, FARM EQUIPMENT DEALERS | | | | | | | | |
| 52 | TOTAL | 1 601 | 1 279 | 233 384 | 225 274 | 26 825 | 514 099 | 7 171 | 1 580 |
| 521 | LUMBER YARDS | 324 | 296 | 84 767 | 83 903 | 10 848 | 206 843 | 2 704 | 279 |
| | BUILDING MATERIALS DEALERS | 193 | 151 | 32 945 | 32 167 | 4 231 | 77 403 | 1 055 | 176 |
| 522 | HEATING, PLUMBING EQUIPMENT DEALERS | 69 | 39 | 6 300 | 6 004 | 1 247 | 26 677 | 284 | 73 |
| 523 | PAINT, GLASS, WALLPAPER STORES | 183 | 147 | 12 019 | 10 725 | 1 918 | 36 732 | 459 | 119 |
| 524 | ELECTRICAL SUPPLY STORES | 21 | 11 | 1 211 | 1 001 | 1 131 | 1 925 | 35 | 28 |
| 5251 | HARWARE STORES | 531 | 381 | 42 740 | 38 834 | 4 190 | 81 914 | 1 415 | 600 |
| 5252 | FARM EQUIPMENT DEALERS | 280 | 254 | 53 402 | 52 640 | 4 260 | 82 605 | 1 219 | 305 |
| | GENERAL MERCHANDISE GROUP STORES* | | | | | | | | |
| 53 PART* | TOTAL | 1 389 | 1 095 | 336 510 | 329 998 | 43 511 | 843 177 | 16 959 | 1 245 |
| 531 | DEPARTMENT STORES | 54 | 54 | 177 629 | 177 629 | 25 009 | 500 929 | 8 827 | 2 |
| 533 | LIMITED PRICE VARIETY STORES | 455 | 403 | 74 267 | 73 489 | 10 381 | 190 968 | 4 934 | 341 |
| 539 | GENERAL MERCHANDISE STORES | 760 | 550 | 79 790 | 74 340 | 7 652 | 143 002 | 2 973 | 772 |
| | DRY GOODS STORES | 91 | 73 | 3 833 | 3 627 | 399 | 6 920 | 188 | 99 |
| | SEWING, NEEDLEWORK STORES | 29 | 15 | 991 | 913 | 70 | 1 358 | 37 | 31 |
| | FOOD STORES | | | | | | | | |
| 54 | TOTAL | 8 167 | 2 739 | 795 845 | 661 051 | 45 103 | 864 837 | 15 191 | 8 491 |
| 541 | GROCERY STORES, INCLUDING DELICATESSENS | 7 596 | 2 414 | 769 847 | 639 809 | 41 683 | 799 066 | 13 812 | 7 922 |
| 542 | MEAT MARKETS | 72 | 42 | 5 300 | 4 534 | 354 | 7 671 | 133 | 86 |
| | FISH (SEAFOOD) MARKETS | 23 | 11 | 1 139 | 959 | 99 | 2 036 | 57 | 19 |
| 543 | FRUIT STORES, VEGETABLE MARKETS | 123 | 37 | 4 210 | 2 056 | 148 | 3 064 | 68 | 133 |
| 544 | CANOEY, NUT, CONFECTIONERY STORES | 90 | 44 | 2 072 | 1 402 | 230 | 4 448 | 114 | 71 |
| 545 | DAIRY PRODUCTS STORES | 64 | 48 | 4 333 | 4 065 | 552 | 10 293 | 252 | 38 |
| 546 | RETAIL BAKERIES | 156 | 126 | 7 317 | 6 915 | 1 855 | 34 960 | 695 | 173 |
| 5462 | RETAIL BAKERIES, MANUFACTURING | 125 | 111 | 6 397 | 6 293 | 1 718 | 32 336 | 643 | 140 |
| 5463 | RETAIL BAKERIES, NONMANUFACTURING | 31 | 15 | 920 | 622 | 137 | 2 624 | 52 | 33 |
| 549 | EGG AND POULTRY DEALERS | 26 | 10 | 1 188 | 956 | 88 | 1 530 | 38 | 33 |
| | OTHER | 17 | 7 | 439 | 355 | 94 | 1 769 | 22 | 16 |
| | AUTOMOTIVE DEALERS | | | | | | | | |
| 55 EX.554 | TOTAL | 2 054 | 1 306 | 614 040 | 591 160 | 51 365 | 1 012 389 | 11 527 | 1 955 |
| 551 | PASSENGER CAR DEALERS, FRANCHISED | 545 | 535 | 470 245 | 469 723 | 39 979 | 797 205 | 8 652 | 380 |
| | DOMESTIC CAR DEALERS | 500 | 490 | 427 471 | 426 949 | 35 683 | 714 414 | 7 809 | 367 |
| | IMPORTED CAR DEALERS | 17 | 17 | 15 752 | 15 752 | 1 748 | 34 768 | 333 | 1 |
| | DOMESTIC AND IMPORTED CAR DEALERS | 28 | 28 | 27 022 | 27 022 | 2 548 | 48 023 | 510 | 12 |
| 552 | PASSENGER CAR DEALERS, NONFRANCHISED | 901 | 315 | 73 330 | 55 836 | 3 741 | 68 652 | 965 | 1 016 |
| 553 | TIRE, BATTERY, ACCESSORY DEALERS | 371 | 265 | 36 748 | 34 198 | 4 905 | 96 322 | 1 179 | 339 |
| | HOME AND AUTO SUPPLY STORES | 125 | 125 | 15 952 | 15 952 | 1 573 | 30 589 | 495 | 113 |
| 559 | MISCELLANEOUS AIRCRAFT, MARINE, AUTOMOTIVE DEALERS | 112 | 66 | 17 765 | 15 451 | 1 167 | 19 621 | 236 | 107 |
| | AIRCRAFT, BOAT, MOTORCYCLE DEALERS | 53 | 31 | 3 131 | 2 789 | 312 | 5 782 | 76 | 59 |
| | HOUSEHOLD TRAILER DEALERS | 47 | 31 | 13 671 | 11 851 | 774 | 12 641 | 144 | 35 |
| | OTHER AUTOMOTIVE DEALERS | 12 | 4 | 963 | 811 | 81 | 1 198 | 16 | 13 |
| | GASOLINE SERVICE STATIONS | | | | | | | | |
| 55PT(554) | TOTAL | 3 674 | 2 688 | 264 123 | 235 059 | 19 970 | 404 225 | 7 379 | 3 808 |
| | APPAREL, ACCESSORY STORES | | | | | | | | |
| 56 | TOTAL | 1 631 | 1 351 | 165 903 | 160 909 | 20 913 | 389 931 | 8 146 | 1 458 |
| 561,567 | MEN'S, BOYS' APPAREL STORES, CUSTOM TAILORS | 231 | 207 | 30 408 | 29 490 | 4 357 | 80 686 | 1 468 | 221 |
| 561 | MEN'S, BOYS' CLOTHING AND FURNISHINGS STORES | 215 | 199 | 29 796 | 28 970 | 4 228 | 78 549 | 1 426 | 205 |
| 567 | CUSTOM TAILORS | 16 | 8 | 612 | 520 | 129 | 2 137 | 42 | 16 |
| 562-3,568 | WOMEN'S CLOTHING, SPECIALTY STORES | 485 | 433 | 51 444 | 50 804 | 7 091 | 135 247 | 2 937 | 449 |
| 562 | WOMEN'S READY-TO-WEAR STORES | 350 | 328 | 43 762 | 43 400 | 6 152 | 118 070 | 2 505 | 323 |
| 563,568 | WOMEN'S ACCESSORY, SPECIALTY STORES, FURRIERS | 135 | 105 | 7 682 | 7 404 | 939 | 17 177 | 432 | 126 |
| 563 | MILLINERY STORES | 37 | 25 | 919 | 817 | 124 | 2 553 | 66 | 28 |
| | CORDSET, LINGERIE STORES | 5 | 3 | 227 | (0) | (0) | (0) | (0) | (0) |
| | HOSIERY STORES | 4 | 2 | 186 | (0) | (0) | (0) | (0) | (0) |
| | APPAREL, ACCESSORY, OTHER SPECIALTY STORES | 73 | 65 | 5 684 | 5 578 | 668 | 12 211 | 317 | 72 |
| 568 | FURRIERS, FUR SHOPS | 16 | 10 | 666 | 622 | 106 | 1 867 | 32 | 17 |
| 565 | FAMILY CLOTHING STORES | 494 | 372 | 53 945 | 51 633 | 5 765 | 105 958 | 2 442 | 440 |
| 566 | SHOE STORES | 347 | 285 | 24 516 | 23 758 | 3 082 | 56 988 | 1 041 | 267 |
| | MEN'S SHOE STORES | 28 | 24 | (0) | (0) | (0) | (0) | (0) | (0) |
| | WOMEN'S SHOE STORES | 58 | 56 | 5 773 | 5 759 | 863 | 15 966 | 284 | 34 |
| | CHILDREN'S, JUVENILES' SHOE STORES | 3 | 3 | (0) | (0) | (0) | (0) | (0) | (0) |
| | FAMILY SHOE STORES | 258 | 202 | 16 916 | 16 182 | 1 952 | 36 100 | 687 | 217 |
| 564 | CHILDREN'S, INFANTS' WEAR STORES | 66 | 52 | 5 406 | (0) | (0) | (0) | (0) | (0) |
| 569 | MISCELLANEOUS APPAREL, ACCESSORY STORES | 8 | 2 | 184 | (0) | (0) | (0) | (0) | (0) |

Standard Notes: - Represents zero. (D) Withheld to avoid disclosure. (NA) Not available. (X) Not applicable.
 *Nonstore retailers, part of SIC major group 53, are shown separately in this table.

TABLE 2. The State: 1963-Continued

| SIC code | Kind of business | Establishments | | Sales | | Payroll, entire year (\$1,000) | Payroll, workweek ended nearest Nov. 15 (dollars) | Paid employees, workweek ended nearest Nov. 15 (number) | Active proprietors of unincorporated businesses (number) |
|---|---|----------------|-----------------------|-------------------------------------|---------------------------------------|--------------------------------|---|---|--|
| | | Total (number) | With payroll (number) | Total, all establishments (\$1,000) | Establishments with payroll (\$1,000) | | | | |
| FURNITURE, HOME FURNISHINGS, EQUIPMENT STORES | | | | | | | | | |
| S7 | TOTAL | 1 413 | 1 007 | 135 183 | 127 575 | 17 874 | 335 999 | 4 505 | 1 340 |
| S71 | FURNITURE, HOME FURNISHINGS STORES | 838 | 564 | 83 898 | 78 746 | 11 230 | 209 576 | 2 753 | 801 |
| S712 | FURNITURE STORES | 663 | 469 | 72 285 | 68 595 | 9 345 | 173 402 | 2 265 | 639 |
| S713 | FLOOR COVERING STORES | 80 | 46 | 7 592 | 6 670 | 1 140 | 22 575 | 253 | 74 |
| S714 | DRAPERY, CURTAIN, UPHOLSTERY STORES | 47 | 23 | 2 212 | 2 030 | 455 | 8 354 | 136 | 42 |
| S715 | CHINA, GLASSWARE, METALWARE STORES | 26 | 16 | 1 233 | 1 135 | 218 | 3 913 | 72 | 26 |
| S719 | MISCELLANEOUS HOME FURNISHINGS STORES | 22 | 10 | 576 | 316 | 72 | 1 332 | 27 | 20 |
| S72 | HOUSEHOLD APPLIANCE STORES | 334 | 254 | 32 913 | 31 461 | 4 040 | 76 237 | 1 014 | 287 |
| S732 | RAIO, TELEVISION STORES | 156 | 136 | 11 698 | 11 422 | 1 573 | 30 744 | 450 | 171 |
| S733 | MUSIC STORES | 85 | 53 | 6 674 | 5 946 | 1 031 | 19 442 | 288 | 81 |
| | RECORD SHOPS | 39 | 21 | 1 294 | 1 146 | 119 | 2 436 | 61 | 46 |
| | MUSICAL INSTRUMENT STORES | 46 | 32 | 5 380 | 4 800 | 912 | 17 006 | 227 | 35 |
| EATING, DRINKING PLACES | | | | | | | | | |
| S8 | TOTAL | 4 428 | 3 274 | 197 749 | 181 523 | 38 774 | 777 696 | 19 430 | 4 648 |
| S812 | EATING PLACES | 3 461 | 2 575 | 157 929 | 147 079 | 33 751 | 673 951 | 17 157 | 3 589 |
| | RESTAURANTS, LUNCHROOMS | 2 607 | 1 871 | 117 154 | 107 948 | 25 464 | 494 413 | 12 645 | 2 746 |
| | CAFETERIAS | 95 | 93 | 10 042 | 10 032 | 2 692 | 54 874 | 1 260 | 75 |
| | REFRESHMENT PLACES | 652 | 528 | 23 447 | 22 185 | 3 995 | 91 236 | 2 523 | 672 |
| S813 | CATERERS | 107 | 83 | 7 286 | 6 914 | 1 600 | 33 428 | 729 | 96 |
| | DRINKING PLACES (ALCOHOLIC BEVERAGES) | 967 | 699 | 39 820 | 34 444 | 5 023 | 103 745 | 2 273 | 1 059 |
| DRUG STORES, PROPRIETARY STORES | | | | | | | | | |
| S9PT(S91) | TOTAL | 834 | 784 | 119 030 | 117 568 | 15 557 | 289 075 | 5 377 | 831 |
| S91 | DRUG STORES | 764 | 728 | 114 924 | 113 688 | 15 137 | 281 057 | 5 186 | 762 |
| | PROPRIETARY STORES | 70 | 56 | 4 106 | 3 880 | 420 | 8 018 | 191 | 69 |
| OTHER RETAIL STORES | | | | | | | | | |
| S9 EX.591 | TOTAL | 3 829 | 2 483 | 257 057 | 236 893 | 24 659 | 476 976 | 7 866 | 3 891 |
| S92 | LIQUOR STORES | 671 | 569 | 72 444 | 68 420 | 4 248 | 83 176 | 1 500 | 741 |
| S93 | ANTIQUA STORES, SECONDHAND STORES | 680 | 330 | 17 036 | 13 502 | 2 162 | 42 395 | 800 | 674 |
| S932 | ANTIQUA STORES | 130 | 34 | 2 692 | 1 860 | 278 | 5 567 | 90 | 139 |
| S933 | SECONDHAND STORES | 550 | 296 | 14 344 | 11 642 | 1 884 | 36 828 | 710 | 535 |
| S94 | BOOK, STATIONERY STORES | 58 | 36 | 3 670 | 3 422 | 550 | 10 205 | 189 | 55 |
| S942 | BOOK STORES | 22 | 12 | 1 726 | 1 628 | 268 | 4 669 | 89 | 22 |
| S943 | STATIONERY STORES | 36 | 24 | 1 944 | 1 794 | 282 | 5 536 | 100 | 33 |
| S95 | SPORTING GOODS STORES, BICYCLE SHOPS | 146 | 64 | 6 460 | 5 236 | 578 | 11 386 | 201 | 144 |
| S952 | SPORTING GOODS STORES | 131 | 55 | 5 791 | 4 637 | 503 | 10 160 | 180 | 131 |
| S953 | BICYCLE SHOPS | 15 | 9 | 669 | 599 | 75 | 1 226 | 21 | 13 |
| S962 | HAY, GRAIN, FEED STORES | 266 | 212 | 39 889 | 38 241 | 2 620 | 50 558 | 837 | 290 |
| S969 | OTHER FARM SUPPLY STORES | 201 | 135 | 28 542 | 27 142 | 1 634 | 31 308 | 518 | 217 |
| | GARDEN SUPPLY STORES | 24 | 20 | 1 938 | 1 886 | 296 | 4 729 | 73 | 18 |
| S97 | JEWELRY STORES | 308 | 200 | 17 718 | 16 300 | 2 627 | 49 051 | 776 | 301 |
| S98 | FUEL, ICE DEALERS | 398 | 262 | 31 268 | 29 792 | 4 433 | 89 535 | 1 205 | 354 |
| S982 | COAL AND WOOD DEALERS | 202 | 128 | 15 088 | 14 126 | 1 624 | 32 980 | 500 | 204 |
| | ICE DEALERS | 38 | 12 | 779 | 623 | 70 | 1 211 | 28 | 42 |
| S983 | FUEL OIL DEALERS | 26 | 18 | 2 111 | 2 045 | 261 | 5 484 | 64 | 26 |
| S984 | BOTTLE GAS DEALERS | 132 | 104 | 13 290 | 12 998 | 2 478 | 49 860 | 613 | 82 |
| S992 | FLORISTS | 341 | 243 | 11 642 | 10 336 | 1 663 | 32 754 | 658 | 392 |
| S993 | CIGAR STORES, STANDS | 22 | 12 | 911 | 781 | 103 | 1 779 | 41 | 20 |
| S994 | NEWS DEALERS, NEWSSTANDS | 45 | 15 | 1 265 | 731 | 52 | 946 | 26 | 49 |
| S996 | CAMERA, PHOTOGRAPHIC SUPPLY STORES | 21 | 17 | 2 124 | 2 032 | 248 | 5 018 | 60 | 16 |
| S997 | GIFT, NOVELTY, SOUVENIR SHOPS | 141 | 61 | 3 090 | 2 424 | 299 | 6 243 | 155 | 149 |
| S998 | OPTICAL GOODS STORES | 194 | 172 | 7 219 | 6 851 | 1 503 | 28 766 | 367 | 163 |
| S999 | TYPEWRITER STORES | 11 | 11 | 1 692 | 1 692 | 300 | 5 349 | 71 | 5 |
| | LUGGAGE, LEATHER GOODS STORES | 11 | 7 | 927 | 877 | 144 | 2 525 | 34 | 7 |
| | HOBBY, TOY, GAME SHOPS | 29 | 15 | 1 287 | 1 227 | 155 | 2 934 | 56 | 24 |
| | RELIGIOUS GOODS STORES | 5 | 5 | 217 | 197 | 30 | 713 | 12 | 5 |
| | PET STORES | 20 | 6 | 475 | 201 | 26 | 459 | 12 | 23 |
| | OTHER | 237 | 91 | 7 243 | 5 603 | 988 | 17 147 | 275 | 244 |
| NONSTORE RETAILERS* | | | | | | | | | |
| S3 PART* | TOTAL | 1 087 | 207 | 55 441 | 46 557 | 6 406 | 125 848 | 1 680 | 1 013 |
| S32 | MAIL-ORDER HOUSES | 35 | 31 | 9 666 | 9 648 | 859 | 18 429 | 314 | 11 |
| S34 | MERCHANDISE VENDING MACHINE OPERATORS | 142 | 60 | 23 012 | 21 910 | 2 204 | 41 386 | 492 | 126 |
| S35 | DIRECT SELLING (HOUSE-TO-HOUSE) ORGANIZATIONS | 910 | 116 | 22 763 | 14 999 | 3 343 | 66 033 | 874 | 876 |

Standard Notes: - Represents zero. (D) Withheld to avoid disclosure. (NA) Not available. (X) Not applicable.
 *Nonstore retailers, part of SIC major group 53, are shown separately in this table.

TABLE 4. Standard Metropolitan Statistical Areas: 1963

| SIC code | Standard metropolitan statistical area and kind of business | Establishments | | Sales | | Payroll, entire year (\$1,000) | Payroll, workweek ended nearest Nov. 15 (dollars) | Paid employees, workweek ended nearest Nov. 15 (number) | Active proprietors of unincorporated businesses (number) |
|-----------|--|---|-----------------------|-------------------------------------|---------------------------------------|--------------------------------|---|---|--|
| | | Total (number) | With payroll (number) | Total, all establishments (\$1,000) | Establishments with payroll (\$1,000) | | | | |
| | <u>CINCINNATI, OHIO-KY-IND., SMSA</u> | Consists of Clermont, Hamilton, and Warren Counties, Ohio; Boone, Campbell, and Kenton Counties, Ky.; and Dearborn County, Ind. | | | | | | | |
| | RETAIL TRADE, TOTAL | 10 823 | 7 897 | 1 650 885 | 1 586 739 | 196 033 | 3 860 798 | 58 610 | 9 927 |
| | LUMBER, BUILDING MATERIALS, HARDWARE, FARM EQUIPMENT DEALERS | | | | | | | | |
| 52 | TOTAL | 504 | 392 | 77 720 | 75 368 | 10 373 | 205 687 | 2 279 | 388 |
| 521 | LUMBER YARDS | 72 | 68 | 29 162 | 29 104 | 4 339 | 83 058 | 851 | 38 |
| | BUILDING MATERIALS DEALERS | 66 | 52 | 12 473 | 12 211 | 1 629 | 31 130 | 315 | 37 |
| 522 | HEATING, PLUMBING EQUIPMENT DEALERS | 42 | 20 | (D) | (D) | (D) | (D) | (D) | (D) |
| 523 | PAINT, GLASS, WALLPAPER STORES | 110 | 88 | 6 374 | 5 634 | 862 | 15 894 | 199 | 73 |
| 524 | ELECTRICAL SUPPLY STORES | 1 | 1 | (D) | (D) | (D) | (D) | (D) | (D) |
| 5251 | HARDWARE STORES | 175 | 133 | 19 813 | 18 919 | 2 168 | 46 967 | 622 | 165 |
| 5252 | FARM EQUIPMENT DEALERS | 38 | 30 | 6 435 | 6 377 | 648 | 12 160 | 138 | 36 |
| | GENERAL MERCHANDISE GROUP STORES* | | | | | | | | |
| 53 PART* | TOTAL | 271 | 229 | 243 488 | 243 032 | 37 744 | 770 645 | 12 133 | 202 |
| 531 | DEPARTMENT STORES | 26 | 26 | 196 720 | 196 720 | 31 110 | 646 120 | 9 484 | - |
| 533 | LIMITED PRICE VARIETY STORES | 131 | 107 | 26 566 | 26 310 | 4 184 | 73 928 | 1 889 | 101 |
| 539 | GENERAL MERCHANDISE STORES | 79 | 71 | 18 448 | 18 328 | 2 219 | 45 938 | 667 | 69 |
| | DRY GOODS STORES | 25 | 21 | 1 579 | (D) | (D) | (D) | (D) | (D) |
| | SEWING, NEEDLEWORK STORES | 10 | 4 | 175 | (D) | (D) | (D) | (D) | (D) |
| | FOOD STORES | | | | | | | | |
| 54 | TOTAL | 2 372 | 1 618 | 413 648 | 389 582 | 31 469 | 613 538 | 9 420 | 2 335 |
| 541 | GROCERY STORES, INCLUDING DELICATESSENS | 1 687 | 1 115 | 368 463 | 348 593 | 25 362 | 493 526 | 7 243 | 1 674 |
| 542 | MEAT MARKETS | 164 | 128 | 15 097 | 13 961 | 1 330 | 25 087 | 345 | 188 |
| | FISH (SEAFOOD) MARKETS | 8 | 6 | 452 | 420 | 58 | 942 | 21 | 9 |
| 543 | FRUIT STORES, VEGETABLE MARKETS | 101 | 41 | 3 964 | 2 922 | 226 | 4 017 | 92 | 114 |
| 544 | CANDY, NUT, CONFECTIONERY STORES | 101 | 73 | 2 771 | 2 245 | 331 | 6 163 | 171 | 55 |
| 545 | DAIRY PRODUCTS STORES | 82 | 72 | 9 443 | 9 377 | 1 049 | 20 696 | 375 | 72 |
| 546 | RETAIL BAKERIES | 176 | 154 | 10 826 | 9 996 | 2 841 | 55 727 | 1 050 | 170 |
| 5462 | RETAIL BAKERIES, MANUFACTURING | 149 | 141 | 9 527 | 9 351 | 2 696 | 52 772 | 998 | 146 |
| 5463 | RETAIL BAKERIES, NONMANUFACTURING | 27 | 13 | 1 299 | 645 | 145 | 2 955 | 52 | 24 |
| 549 | EGG AND POULTRY DEALERS | 26 | 20 | 1 316 | 1 214 | 108 | 3 869 | 72 | 26 |
| | OTHER | 27 | 9 | 1 316 | 854 | 164 | 3 511 | 51 | 27 |
| | AUTOMOTIVE DEALERS | | | | | | | | |
| 55 EX-554 | TOTAL | 488 | 386 | 292 318 | 289 046 | 27 542 | 522 230 | 4 853 | 354 |
| 551 | PASSENGER CAR DEALERS, FRANCHISED | 139 | 137 | 247 027 | 246 867 | 22 529 | 428 950 | 3 711 | 48 |
| | DOMESTIC CAR DEALERS | 119 | 117 | 214 984 | 214 824 | 19 341 | 370 533 | 3 216 | 43 |
| | IMPORTED CAR DEALERS | 9 | 9 | 8 175 | 8 175 | 1 058 | 22 074 | 185 | 4 |
| | DOMESTIC AND IMPORTED CAR DEALERS | 11 | 11 | 23 868 | 23 868 | 2 130 | 36 343 | 310 | 1 |
| 552 | PASSENGER CAR DEALERS, NONFRANCHISED | 166 | 100 | 16 947 | 14 671 | 1 275 | 22 360 | 256 | 180 |
| 553 | TIRE, BATTERY, ACCESSORY DEALERS | 117 | 101 | 19 652 | 19 386 | 2 890 | 55 355 | 688 | 74 |
| | HOME AND AUTO SUPPLY STORES | 18 | 18 | 1 989 | 1 989 | 240 | 4 648 | 67 | 14 |
| 559 | MISCELLANEOUS AIRCRAFT, MARINE, AUTOMOTIVE DEALERS | 48 | 30 | 6 703 | 6 133 | 608 | 10 917 | 131 | 38 |
| | AIRCRAFT, BOAT, MOTORCYCLE DEALERS | 35 | 23 | 4 036 | 3 850 | 418 | 7 762 | 88 | 29 |
| | HOUSEHOLD TRAILER DEALERS | 7 | 5 | 1 974 | (D) | (D) | (D) | (D) | (D) |
| | OTHER AUTOMOTIVE DEALERS | 6 | 2 | 693 | (D) | (D) | (D) | (D) | (D) |
| | GASOLINE SERVICE STATIONS | | | | | | | | |
| 55PT(554) | TOTAL | 1 129 | 997 | 122 274 | 117 254 | 10 872 | 224 795 | 3 480 | 1 091 |
| | APPAREL, ACCESSORY STORES | | | | | | | | |
| 56 | TOTAL | 609 | 499 | 74 201 | 72 581 | 10 884 | 209 443 | 3 528 | 480 |
| 561,567 | MEN'S, BOYS' APPAREL STORES, CUSTOM TAILORS | 131 | 105 | 15 752 | 15 420 | 2 393 | 47 919 | 759 | 105 |
| 561 | MEN'S, BOYS' CLOTHING AND FURNISHINGS STORES | 104 | 90 | 14 705 | 14 457 | 2 209 | 44 107 | 715 | 80 |
| 567 | CUSTOM TAILORS | 27 | 15 | 1 047 | 963 | 184 | 3 812 | 44 | 25 |
| 562-3,568 | WOMEN'S CLOTHING, SPECIALTY STORES | 198 | 170 | 25 192 | 24 870 | 3 907 | 75 037 | 1 275 | 177 |
| 562 | WOMEN'S READY-TO-WEAR STORES | 128 | 122 | 22 030 | 21 932 | 3 505 | 66 616 | 1 114 | 112 |
| 563,568 | WOMEN'S ACCESSORY, SPECIALTY STORES, FURRIERS | 70 | 48 | 3 162 | 2 938 | 402 | 8 421 | 161 | 65 |
| 563 | MILLINERY STORES | 23 | 15 | 672 | 616 | 93 | 1 775 | 51 | 20 |
| | CORSET, LINGERIE STORES | 4 | 2 | (D) | (D) | (D) | (D) | (D) | (D) |
| | HOSIERY STORES | 2 | 2 | (D) | (D) | (D) | (D) | (D) | (D) |
| | APPAREL, ACCESSORY, OTHER SPECIALTY STORES | 28 | 20 | 931 | 829 | 72 | 1 625 | 41 | 29 |
| 568 | FURRIERS, FUR SHOPS | 13 | 9 | 1 135 | 1 073 | 186 | 3 969 | 52 | 12 |
| 565 | FAMILY CLOTHING STORES | 98 | 68 | 14 738 | 14 308 | 1 913 | 37 746 | 722 | 92 |
| 566 | SHOE STORES | 154 | 140 | 17 222 | 16 840 | 2 503 | 45 336 | 714 | 83 |
| | MEN'S SHOE STORES | 11 | 11 | (D) | (D) | (D) | (D) | (D) | (D) |
| | WOMEN'S SHOE STORES | 17 | 17 | 3 143 | 3 143 | 492 | 9 399 | 138 | 8 |
| | CHILDREN'S, JUVENILE'S SHOE STORES | 2 | 2 | (D) | (D) | (D) | (D) | (D) | (D) |
| | FAMILY SHOE STORES | 124 | 110 | 12 854 | 12 472 | 1 853 | 33 121 | 534 | 74 |
| 564 | CHILDREN'S, INFANTS' WEAR STORES | 24 | 16 | 1 263 | 1 143 | 168 | 3 405 | 58 | 19 |
| 569 | MISCELLANEOUS APPAREL, ACCESSORY STORES | 4 | - | 34 | - | - | - | - | 4 |

Standard Notes: - Represents zero. (D) Withheld to avoid disclosure. (NA) Not available. (X) Not applicable.
 *Nonstore retailers, part of SIC major group 53, are shown separately in this table.

TABLE 4. Standard Metropolitan Statistical Areas: 1963-Continued

| SIC code | Standard metropolitan statistical area and kind of business | Establishments | | Sales | | Payroll, entire year (\$1,000) | Payroll, workweek ended nearest Nov. 15 (dollars) | Paid employees, workweek ended nearest Nov. 15 (number) | Active proprietors of unincorporated businesses (number) |
|---|---|----------------|--------------|---------------------------|-----------------------------|--------------------------------|---|---|--|
| | | Total | With payroll | Total, all establishments | Establishments with payroll | | | | |
| | | (number) | (number) | (\$1,000) | (\$1,000) | | | | |
| CINCINNATI, OHIO-KY.-IND. SMSA-Continued | | | | | | | | | |
| FURNITURE, HOME FURNISHINGS, EQUIPMENT STORES | | | | | | | | | |
| 57 | TOTAL | 526 | 368 | 77 981 | 74 885 | 11 080 | 211 537 | 2 428 | 447 |
| 571 | FURNITURE, HOME FURNISHINGS STORES | 329 | 231 | 57 643 | 55 559 | 8 355 | 158 536 | 1 834 | 277 |
| 5712 | FURNITURE STORES | 213 | 167 | 47 798 | 46 562 | 6 692 | 123 548 | 1 445 | 168 |
| 5713 | FLOOR COVERING STORES | 48 | 34 | 6 182 | 5 696 | 1 022 | 22 552 | 215 | 46 |
| 5714 | DRAPERY, CURTAIN, UPHOLSTERY STORES | 35 | 13 | 1 559 | 1 389 | 259 | 4 811 | 64 | 31 |
| 5715 | CHINA, GLASSWARE, METALWARE STORES | 17 | 7 | 890 | 832 | 127 | 2 544 | 36 | 15 |
| 5719 | MISCELLANEOUS HOME FURNISHINGS STORES | 16 | 10 | 1 214 | 1 080 | 255 | 5 081 | 74 | 17 |
| 572 | HOUSEHOLD APPLIANCE STORES | 97 | 53 | 7 985 | 7 195 | 869 | 15 894 | 183 | 89 |
| 5732 | RADIO, TELEVISION STORES | 59 | 53 | 6 585 | 6 539 | 911 | 17 978 | 192 | 51 |
| 5733 | MUSIC STORES | 41 | 31 | 5 768 | 5 592 | 945 | 19 129 | 219 | 30 |
| | RECORD SHOPS | 21 | 15 | 1 161 | 1 113 | 140 | 2 439 | 51 | 14 |
| | MUSICAL INSTRUMENT STORES | 20 | 16 | 4 607 | 4 479 | 805 | 16 690 | 168 | 16 |
| EATING, DRINKING PLACES | | | | | | | | | |
| 58 | TOTAL | 2 390 | 1 972 | 145 131 | 137 081 | 31 097 | 628 316 | 13 344 | 2 312 |
| 5812 | EATING PLACES | 1 383 | 1 113 | 99 770 | 95 152 | 23 938 | 480 102 | 10 369 | 1 265 |
| | RESTAURANTS, LUNCHROOMS | 1 008 | 812 | 77 251 | 73 677 | 18 509 | 371 297 | 7 954 | 972 |
| | CAFETERIAS | 71 | 67 | 8 244 | 8 210 | 2 763 | 54 927 | 1 080 | 34 |
| | REFRESHMENT PLACES | 220 | 166 | 9 624 | 9 132 | 1 664 | 35 018 | 944 | 191 |
| 5813 | CATERERS | 84 | 68 | 4 651 | 4 133 | 1 002 | 18 860 | 391 | 68 |
| | DRINKING PLACES (ALCOHOLIC BEVERAGES) | 1 007 | 859 | 45 361 | 41 929 | 7 159 | 148 214 | 2 975 | 1 047 |
| DRUG STORES, PROPRIETARY STORES | | | | | | | | | |
| 59PT(591) | TOTAL | 416 | 400 | 61 763 | 61 251 | 7 799 | 148 334 | 2 687 | 371 |
| 591 | DRUG STORES | 402 | 388 | 60 196 | 59 688 | 7 635 | 145 220 | 2 629 | 360 |
| | PROPRIETARY STORES | 14 | 12 | 1 567 | 1 563 | 164 | 3 114 | 58 | 11 |
| OTHER RETAIL STORES | | | | | | | | | |
| 59 Ex. 591 | TOTAL | 1 379 | 935 | 104 866 | 97 562 | 12 441 | 233 722 | 3 342 | 1 246 |
| 592 | LIQUOR STORES | 276 | 234 | 37 410 | 35 798 | 2 069 | 40 346 | 729 | 258 |
| 593 | ANTIQUARIAN STORES, SECONOHANO STORES | 175 | 95 | 5 534 | 4 188 | 810 | 15 038 | 238 | 154 |
| 5932 | ANTIQUARIAN STORES | 39 | 3 | 843 | (0) | (0) | (0) | (0) | (0) |
| 5933 | SECONOHANO STORES | 136 | 92 | 4 691 | (0) | (0) | (0) | (0) | (0) |
| 594 | BOOK, STATIONERY STORES | 31 | 23 | 2 109 | 1 989 | 303 | 6 428 | 90 | 22 |
| 5942 | BOOK STORES | 6 | 6 | 986 | 986 | 118 | 2 274 | 37 | 3 |
| 5943 | STATIONERY STORES | 25 | 17 | 1 123 | 1 003 | 185 | 4 154 | 53 | 19 |
| 595 | SPORTING GOODS STORES, BICYCLE SHOPS | 69 | 31 | 3 740 | 3 156 | 495 | 8 976 | 125 | 71 |
| 5952 | SPORTING GOODS STORES | 51 | 23 | 3 131 | 2 629 | 404 | 7 356 | 97 | 49 |
| 5953 | BICYCLE SHOPS | 18 | 8 | 609 | 527 | 91 | 1 620 | 28 | 22 |
| 5962 | HAY, GRAIN, FEED STORES | 41 | 31 | 7 928 | 7 792 | 704 | 12 897 | 172 | 30 |
| 5969 | OTHER FARM SUPPLY STORES | 14 | 12 | 1 714 | 1 664 | 179 | 4 156 | 43 | 10 |
| | GARDEN SUPPLY STORES | 25 | 19 | 1 196 | 1 096 | 252 | 4 665 | 76 | 19 |
| 597 | JEWELRY STORES | 141 | 93 | 10 757 | 10 125 | 2 187 | 38 209 | 495 | 105 |
| 598 | FUEL, ICE DEALERS | 102 | 70 | 12 464 | 12 154 | 1 942 | 35 501 | 406 | 86 |
| 5982 | COAL AND WOOD DEALERS | 36 | 30 | 4 245 | 4 185 | 552 | 9 435 | 136 | 32 |
| | ICE DEALERS | 11 | 1 | 178 | (0) | (0) | (0) | (0) | (0) |
| 5983 | FUEL OIL DEALERS | 29 | 21 | 4 042 | (0) | (0) | (0) | (0) | (0) |
| 5984 | BOTTLE GAS DEALERS | 26 | 18 | 3 999 | 3 927 | 973 | 18 300 | 183 | 15 |
| 5992 | FLORISTS | 121 | 83 | 5 748 | 5 132 | 959 | 17 703 | 274 | 138 |
| 5993 | CIGAR STORES, STANOS | 33 | 23 | 1 703 | 1 467 | 169 | 3 493 | 71 | 23 |
| 5994 | NEWS DEALERS, NEWSSTANOS | 51 | 29 | 2 036 | 1 698 | 275 | 5 484 | 95 | 45 |
| 5996 | CAMERA, PHOTOGRAPHIC SUPPLY STORES | 20 | 18 | 2 066 | 2 052 | 234 | 4 176 | 49 | 16 |
| 5997 | GIFT, NOVELTY, SOUVENIR STORES | 65 | 29 | 1 399 | 1 181 | 130 | 2 808 | 73 | 73 |
| 5998 | OPTICAL GOODS STORES | 94 | 86 | 4 789 | 4 659 | 1 067 | 21 732 | 230 | 84 |
| 5999 | TYPEWRITER STORES | 6 | 4 | 411 | 357 | 65 | 1 295 | 16 | 4 |
| | LUGGAGE, LEATHER GOODS STORES | 4 | 4 | (0) | (0) | (0) | (0) | (0) | (0) |
| | HOBBY, TOY, GAME STORES | 20 | 12 | 737 | 685 | 76 | 1 683 | 34 | 16 |
| | RELIGIOUS GOODS STORES | 6 | 2 | (0) | (0) | (0) | (0) | (0) | (0) |
| | PET STORES | 10 | 6 | 228 | 192 | 27 | 449 | 11 | 11 |
| | OTHER | 75 | 31 | 1 961 | 1 517 | 362 | 6 570 | 85 | 73 |
| NONSTORE RETAILERS* | | | | | | | | | |
| 53 PART* | TOTAL | 739 | 101 | 37 495 | 29 097 | 4 732 | 92 551 | 1 116 | 701 |
| 532 | MAIL-ORDER HOUSES | 21 | 9 | 3 278 | 3 142 | 209 | 4 449 | 92 | 15 |
| 534 | MERCHANDISE VENDING MACHINE OPERATORS | 50 | 24 | 16 052 | 15 534 | 2 253 | 43 154 | 422 | 40 |
| 535 | DIRECT SELLING (HOUSE-TO-HOUSE) ORGANIZATIONS | 668 | 68 | 18 165 | 10 421 | 2 270 | 44 948 | 602 | 646 |

Standard Notes: - Represents zero. (D) Withheld to avoid disclosure. (NA) Not available. (X) Not applicable.
 *Nonstore retailers, part of SIC major group 53, are shown separately in this table.

TABLE 4. Standard Metropolitan Statistical Areas: 1963-Continued

| SIC code | Standard metropolitan statistical area and kind of business | Establishments | | Sales | | Payroll, entire year (\$1,000) | Payroll, workweek ended nearest Nov. 15 (dollars) | Paid employees, workweek ended nearest Nov. 15 (number) | Active proprietors of unincorporated businesses (number) |
|-----------|--|--|-----------------------|-------------------------------------|---------------------------------------|--------------------------------|---|---|--|
| | | Total (number) | With payroll (number) | Total, all establishments (\$1,000) | Establishments with payroll (\$1,000) | | | | |
| | <u>EVANSVILLE, IND.-KY., SMSA</u> | Data for this Standard Metropolitan Statistical Area will be presented in Volume II, Part 2, Chapter 16. | | | | | | | |
| | <u>HUNTINGTON-ASHLAND, W. VA.-KY.-OHIO, SMSA</u> | Consists of Cabell and Wayne Counties, W. Va.; Boyd County, Ky.; and Lawrence County, Ohio. | | | | | | | |
| | RETAIL TRADE, TOTAL | 2 303 | 1 457 | 294 912 | 276 218 | 32 763 | 620 617 | 10 169 | 2 044 |
| | LUMBER, BUILDING MATERIALS, HARDWARE, FARM EQUIPMENT DEALERS | | | | | | | | |
| | TOTAL | 97 | 71 | 12 977 | 12 667 | 1 636 | 32 997 | 405 | 76 |
| 52 | LUMBER YARDS | 13 | 13 | 4 083 | 4 083 | 590 | 12 118 | 138 | 4 |
| 521 | BUILDING MATERIALS DEALERS | 16 | 12 | 3 410 | 3 390 | 287 | 6 274 | 76 | 10 |
| 522 | HEATING, PLUMBING EQUIPMENT DEALERS | 2 | 2 | (D) | (D) | (D) | (D) | (D) | (D) |
| 523 | PAINT, GLASS, WALLPAPER STORES | 15 | 13 | (D) | (D) | (D) | (D) | (D) | (D) |
| 524 | ELECTRICAL SUPPLY STORES | - | - | (D) | - | - | - | - | - |
| 5251 | HARDWARE STORES | 42 | 24 | 3 363 | 3 149 | 428 | 8 086 | 117 | 46 |
| 5252 | FARM EQUIPMENT DEALERS | 9 | 7 | 1 040 | 1 028 | 95 | 1 783 | 22 | 9 |
| | GENERAL MERCHANDISE GROUP STORES* | | | | | | | | |
| | TOTAL | 74 | 70 | 42 017 | 41 981 | 6 056 | 113 871 | 2 258 | 44 |
| 53 PART* | DEPARTMENT STORES | 10 | 10 | 27 482 | 27 482 | 4 182 | 78 340 | 1 441 | - |
| 533 | LIMITED PRICE VARIETY STORES | 28 | 26 | 7 842 | 7 834 | 1 160 | 20 468 | 530 | 14 |
| 539 | GENERAL MERCHANDISE STORES | 32 | 30 | (D) | (D) | (D) | (D) | (D) | (D) |
| | DRY GOODS STORES | 4 | 4 | (D) | (D) | (D) | (D) | (D) | (D) |
| | SEWING, NEEDLEWORK STORES | - | - | - | - | - | - | - | - |
| | FOOD STORES | | | | | | | | |
| | TOTAL | 608 | 226 | 74 714 | 64 414 | 4 646 | 86 722 | 1 413 | 617 |
| 54 | GROCERY STORES, INCLUDING DELICATESSENS | 551 | 195 | 73 117 | 63 197 | 4 434 | 82 901 | 1 329 | 560 |
| 542 | MEAT MARKETS | 3 | 1 | (D) | (D) | (D) | (D) | (D) | (D) |
| 543 | FISH (SEAFOOD) MARKETS | 9 | 5 | 301 | 251 | 20 | 345 | 9 | 9 |
| 544 | FRUIT STORES, VEGETABLE MARKETS | 16 | 6 | 329 | 235 | 33 | 557 | 16 | 16 |
| 545 | CANDY, NUT, CONFECTIONERY STORES | 11 | 7 | 293 | 193 | 28 | 517 | 15 | 8 |
| 546 | DAIRY PRODUCTS STORES | 17 | 11 | 532 | 482 | 123 | 2 190 | 39 | 18 |
| 5462 | RETAIL BAKERIES, MANUFACTURING | 13 | 9 | 443 | (D) | (D) | (D) | (D) | (D) |
| 5463 | RETAIL BAKERIES, NONMANUFACTURING | 4 | 2 | 89 | (D) | (D) | (D) | (D) | (D) |
| 549 | EGG AND POULTRY DEALERS | - | - | - | - | - | - | - | - |
| | OTHER | 1 | 1 | (D) | (D) | (D) | (D) | (D) | (D) |
| | AUTOMOTIVE DEALERS | | | | | | | | |
| | TOTAL | 156 | 102 | 59 962 | 58 504 | 5 784 | 108 277 | 1 184 | 108 |
| 55 EX-554 | PASSENGER CAR DEALERS, FRANCHISED | 42 | 40 | 46 873 | 46 775 | 4 283 | 79 040 | 836 | 12 |
| 551 | DOMESTIC CAR DEALERS | 32 | 30 | 35 918 | 35 820 | 3 228 | 58 427 | 619 | 11 |
| | IMPORTED CAR DEALERS | 2 | 2 | (D) | (D) | (D) | (D) | (D) | (D) |
| | DOMESTIC AND IMPORTED CAR DEALERS | 8 | 8 | (D) | (D) | (D) | (D) | (D) | (D) |
| 552 | PASSENGER CAR DEALERS, NONFRANCHISED | 31 | 23 | 5 527 | 4 395 | 407 | 6 936 | 93 | 52 |
| 553 | TIRE, BATTERY, ACCESSORY DEALERS | 63 | 25 | 4 584 | 4 510 | 837 | 18 114 | 195 | 24 |
| | HOME AND AUTO SUPPLY STORES | 8 | 8 | 1 498 | 1 498 | 162 | 2 985 | 44 | 6 |
| 559 | MISCELLANEOUS AIRCRAFT, MARINE, AUTOMOTIVE DEALERS | 12 | 6 | 1 480 | 1 326 | 95 | 1 202 | 16 | 14 |
| | AIRCRAFT, BOAT, MOTORCYCLE DEALERS | 5 | 3 | 89 | 81 | 9 | 138 | 3 | 5 |
| | HOUSEHOLD TRAILER DEALERS | 6 | 2 | (D) | (D) | (D) | (D) | (D) | (D) |
| | OTHER AUTOMOTIVE DEALERS | 1 | 1 | (D) | (D) | (D) | (D) | (D) | (D) |
| | GASOLINE SERVICE STATIONS | | | | | | | | |
| 55PT(554) | TOTAL | 285 | 215 | 22 275 | 19 929 | 1 873 | 33 182 | 592 | 267 |
| | APPAREL, ACCESSORY STORES | | | | | | | | |
| | TOTAL | 128 | 114 | 17 763 | 17 443 | 2 521 | 48 985 | 843 | 81 |
| 561,567 | MEN'S, BOYS' APPAREL STORES, CUSTOM TAILORS | 21 | 17 | 4 158 | 3 932 | 633 | 12 428 | 161 | 13 |
| 561 | MEN'S, BOYS' CLOTHING AND FURNISHINGS STORES | 21 | 17 | 4 158 | 3 932 | 633 | 12 428 | 161 | 13 |
| 567 | CUSTOM TAILORS | - | - | - | - | - | - | - | - |
| 562-3,568 | WOMEN'S CLOTHING, SPECIALTY STORES | 43 | 39 | 7 306 | 7 274 | 1 046 | 21 002 | 431 | 23 |
| 562 | WOMEN'S READY-TO-WEAR STORES | 28 | 26 | 6 186 | 6 166 | 907 | 18 238 | 368 | 12 |
| 563,568 | WOMEN'S ACCESSORY, SPECIALTY STORES, FURRIERS | 15 | 13 | 1 120 | 1 108 | 139 | 2 764 | 63 | 11 |
| 563 | MILLINERY STORES | 4 | 4 | (D) | (D) | (D) | (D) | (D) | (D) |
| | CORSET, LINGERIE STORES | - | - | - | - | - | - | - | - |
| | HOSIERY STORES | - | - | - | - | - | - | - | - |
| | APPAREL, ACCESSORY, OTHER SPECIALTY STORES | 9 | 7 | 624 | 612 | 68 | 1 138 | 28 | 7 |
| 568 | FURRIERS, FUR SHOPS | 2 | 2 | (D) | (D) | (D) | (D) | (D) | (D) |
| 565 | FAMILY CLOTHING STORES | 19 | 17 | 2 034 | 1 988 | 296 | 5 245 | 94 | 18 |
| 566 | SHOE STORES | 38 | 36 | 4 006 | 4 000 | 513 | 9 432 | 141 | 19 |
| | MEN'S SHOE STORES | 2 | 2 | (D) | (D) | (D) | (D) | (D) | (D) |
| | WOMEN'S SHOE STORES | 9 | 9 | (D) | (D) | (D) | (D) | (D) | (D) |
| | CHILDREN'S, JUVENILES' SHOE STORES | - | - | - | - | - | - | - | - |
| | FAMILY SHOE STORES | 27 | 25 | 2 914 | 2 908 | 328 | 6 251 | 101 | 16 |
| 564 | CHILDREN'S, INFANTS' WEAR STORES | 7 | 5 | 259 | 249 | 33 | 878 | 16 | 8 |
| 569 | MISCELLANEOUS APPAREL, ACCESSORY STORES | - | - | - | - | - | - | - | - |

Standard Notes: - Represents zero. (D) Withheld to avoid disclosure. (NA) Not available. (X) Not applicable.
 *Nonstore retailers, part of SIC major group 53, are shown separately in this table.

TABLE 4. Standard Metropolitan Statistical Areas: 1963-Continued

| SIC code | Standard metropolitan statistical area and kind of business | Establishments | | Sales | | Payroll, entire year (\$1,000) | Payroll, workweek ended nearest Nov. 15 (dollars) | Paid employees, workweek ended nearest Nov. 15 (number) | Active proprietors of unincorporated businesses (number) |
|--|---|-------------------|--------------------------|--|--|-----------------------------------|--|--|---|
| | | Total (number) | With payroll (number) | Total, all establishments (\$1,000) | Establishments with payroll (\$1,000) | | | | |
| HUNTINGTON-ASHLAND, W. VA.-KY.-OHIO, SMSA-Continued | | | | | | | | | |
| FURNITURE, HOME FURNISHINGS, EQUIPMENT STORES | | | | | | | | | |
| 57 | TOTAL | 137 | 103 | 13 927 | 13 369 | 2 168 | 39 698 | 529 | 108 |
| 571 | FURNITURE, HOME FURNISHINGS STORES | 81 | 59 | 9 743 | 9 355 | 1 568 | 28 762 | 369 | 62 |
| 5712 | FURNITURE STORES | 64 | 42 | 8 104 | 7 716 | 1 264 | 22 879 | 275 | 49 |
| 5713 | FLOOR COVERING STORES | 10 | 10 | 1 132 | 1 132 | 206 | 4 011 | 56 | 7 |
| 5714 | DRAPERY, CURTAIN, UPHOLSTERY STORES | 3 | 3 | 376 | 376 | 70 | 1 358 | 28 | 4 |
| 5715 | CHINA, GLASSWARE, METALWARE STORES | 3 | 3 | (0) | (0) | (0) | (0) | (0) | (0) |
| 5719 | MISCELLANEOUS HOME FURNISHINGS STORES | 1 | 1 | (0) | (0) | (0) | (0) | (0) | (0) |
| 572 | HOUSEHOLD APPLIANCE STORES | 29 | 21 | 2 140 | 2 018 | 259 | 5 006 | 69 | 20 |
| 5732 | RADIO, TELEVISION STORES | 17 | 13 | 970 | 922 | 128 | 2 192 | 36 | 19 |
| 5733 | MUSIC STORES | 10 | 10 | 1 074 | 1 074 | 213 | 3 738 | 55 | 7 |
| | RECORD SHOPS | 4 | 4 | 220 | 220 | 24 | 473 | 11 | 5 |
| | MUSICAL INSTRUMENT STORES | 6 | 6 | 854 | 854 | 189 | 3 265 | 44 | 2 |
| EATING, DRINKING PLACES | | | | | | | | | |
| 58 | TOTAL | 370 | 294 | 16 409 | 15 429 | 3 317 | 64 458 | 1 624 | 354 |
| 5812 | EATING PLACES | 276 | 222 | 13 207 | 12 605 | 2 936 | 57 332 | 1 430 | 255 |
| | RESTAURANTS, LUNCHROOMS | 193 | 151 | 9 377 | 8 955 | 2 174 | 42 164 | 1 052 | 184 |
| | CAFETERIAS | 9 | 9 | (0) | (0) | (0) | (0) | (0) | (0) |
| | REFRESHMENT PLACES | 72 | 60 | 2 955 | 2 775 | 501 | 10 358 | 274 | 61 |
| | CATERERS | 2 | 2 | (0) | (0) | (0) | (0) | (0) | (0) |
| 5813 | DRINKING PLACES (ALCOHOLIC BEVERAGES) | 94 | 72 | 3 202 | 2 824 | 381 | 7 126 | 194 | 99 |
| DRUG STORES, PROPRIETARY STORES | | | | | | | | | |
| 59PT(591) | TOTAL | 82 | 76 | 10 609 | 10 309 | 1 619 | 30 163 | 459 | 61 |
| 591 | DRUG STORES | 75 | 71 | 9 868 | 9 630 | 1 587 | 29 532 | 447 | 55 |
| | PROPRIETARY STORES | 7 | 5 | 741 | 679 | 32 | 631 | 12 | 6 |
| OTHER RETAIL STORES | | | | | | | | | |
| 59 Ex.591 | TOTAL | 267 | 165 | 18 033 | 16 535 | 1 934 | 37 082 | 564 | 242 |
| 592 | LIQUOR STORES | 38 | 26 | 6 233 | 5 857 | 290 | 5 988 | 93 | 36 |
| 593 | ANTIQUES STORES, SECONDHAND STORES | 53 | 17 | 911 | 541 | 91 | 1 701 | 33 | 54 |
| 5932 | ANTIQUES STORES | 2 | - | 10 | - | - | - | - | 2 |
| 5933 | SECONDHAND STORES | 51 | 17 | 901 | 541 | 91 | 1 701 | 33 | 52 |
| 594 | BOOK, STATIONERY STORES | 4 | 4 | 218 | 218 | 30 | 519 | 11 | 4 |
| 5942 | BOOK STORES | 2 | 2 | (0) | (0) | (0) | (0) | (0) | (0) |
| 5943 | STATIONERY STORES | 2 | 2 | (0) | (0) | (0) | (0) | (0) | (0) |
| 595 | SPORTING GOODS STORES, BICYCLE SHOPS | 12 | 12 | 1 415 | 1 415 | 223 | 4 035 | 49 | 5 |
| 5952 | SPORTING GOODS STORES | 12 | 12 | 1 415 | 1 415 | 223 | 4 035 | 49 | 5 |
| 5953 | BICYCLE SHOPS | - | - | - | - | - | - | - | - |
| 5962 | HAY, GRAIN, FEED STORES | 9 | 7 | 1 244 | 1 150 | 69 | 1 621 | 25 | 9 |
| 5969 | OTHER FARM SUPPLY STORES | 1 | 1 | (0) | (0) | (0) | (0) | (0) | (0) |
| | GARDEN SUPPLY STORES | 1 | 1 | (0) | (0) | (0) | (0) | (0) | (0) |
| 597 | JEWELRY STORES | 25 | 19 | 2 548 | 2 460 | 445 | 8 025 | 116 | 14 |
| 598 | FUEL, ICE DEALERS | 5 | 1 | 226 | (0) | (0) | (0) | (0) | (0) |
| 5982 | COAL AND WOOD DEALERS | - | - | - | - | - | - | - | - |
| | ICE DEALERS | 2 | - | 28 | - | - | - | - | 2 |
| 5983 | FUEL OIL DEALERS | - | - | - | - | - | - | - | - |
| 5984 | BOTTLED GAS DEALERS | 3 | 1 | 198 | (0) | (0) | (0) | (0) | (0) |
| 5992 | FLORISTS | 25 | 19 | 1 179 | 1 131 | 213 | 3 963 | 73 | 27 |
| 5993 | CIGAR STORES, STANOS | 8 | 6 | 950 | (0) | (0) | (0) | (0) | (0) |
| 5994 | NEWS DEALERS, NEWSSTANDS | 15 | 11 | 735 | 623 | 103 | 2 030 | 38 | 11 |
| 5996 | CAMERA, PHOTOGRAPHIC SUPPLY STORES | 1 | 1 | (0) | (0) | (0) | (0) | (0) | (0) |
| 5997 | GIFT, NOVELTY, SOUVENIR SHOPS | 14 | 6 | 208 | 156 | 24 | 360 | 12 | 12 |
| 5998 | OPTICAL GOODS STORES | 21 | 17 | 652 | 550 | 103 | 2 082 | 31 | 18 |
| 5999 | TYPEWRITER STORES | - | - | - | - | - | - | - | - |
| | LUGGAGE, LEATHER GOODS STORES | 1 | 1 | (0) | (0) | (0) | (0) | (0) | (0) |
| | HOBBY, TOY, GAME SHOPS | 4 | 2 | 77 | (0) | (0) | (0) | (0) | (0) |
| | RELIGIOUS GOODS STORES | 1 | 1 | (0) | (0) | (0) | (0) | (0) | (0) |
| | PET SHOPS | 5 | 1 | 50 | (0) | (0) | (0) | (0) | (0) |
| | OTHER | 24 | 12 | 993 | 917 | 173 | 2 982 | 44 | 27 |
| NONSTORE RETAILERS* | | | | | | | | | |
| 53 PART* | TOTAL | 99 | 21 | 6 226 | 5 638 | 1 209 | 25 182 | 298 | 86 |
| 532 | MAIL-ORDER HOUSES | 2 | 2 | (0) | (0) | (0) | (0) | (0) | (0) |
| 534 | MERCHANDISE VENDING MACHINE OPERATORS | 13 | 5 | (0) | (0) | (0) | (0) | (0) | (0) |
| 535 | DIRECT SELLING (HOUSE-TO-HOUSE) ORGANIZATIONS | 84 | 14 | 4 449 | 3 893 | 1 027 | 21 656 | 244 | 76 |

Standard Notes: - Represents zero. (D) Withheld to avoid disclosure. (NA) Not available. (X) Not applicable.
*Nonstore retailers, part of SIC major group 53, are shown separately in this table.

TABLE 4. Standard Metropolitan Statistical Areas: 1963-Continued

| SIC code | Standard metropolitan statistical area and kind of business | Establishments | | Sales | | Payroll, entire year (\$1,000) | Payroll, workweek ended nearest Nov. 15 (dollars) | Paid employees, workweek ended nearest Nov. 15 (number) | Active proprietors of unincorporated businesses (number) |
|-----------------------|--|--------------------------------------|-----------------------|-------------------------------------|---------------------------------------|--------------------------------|---|---|--|
| | | Total (number) | With payroll (number) | Total, all establishments (\$1,000) | Establishments with payroll (\$1,000) | | | | |
| <u>LEXINGTON SMSA</u> | | Coextensive with Fayette County, Ky. | | | | | | | |
| | RETAIL TRADE, TOTAL | 1 228 | 936 | 229 481 | 224 411 | 28 281 | 546 994 | 8 813 | 984 |
| | LUMBER, BUILDING MATERIALS, HARDWARE, FARM EQUIPMENT DEALERS | | | | | | | | |
| | TOTAL | 60 | 54 | 15 384 | 15 130 | 2 380 | 44 016 | 490 | 31 |
| 52 | LUMBER YARDS | 13 | 11 | 4 876 | 4 656 | 950 | 17 053 | 201 | 4 |
| 521 | BUILDING MATERIALS DEALERS | 9 | 7 | 4 561 | 4 533 | 632 | 10 925 | 102 | 4 |
| 522 | HEATING, PLUMBING EQUIPMENT DEALERS | 3 | 1 | (D) | (D) | (D) | (D) | (D) | (D) |
| 523 | PAINT, GLASS, WALLPAPER STORES | 13 | 13 | (D) | (D) | (D) | (D) | (D) | (D) |
| 524 | ELECTRICAL SUPPLY STORES | 1 | 1 | (D) | (D) | (D) | (D) | (D) | (D) |
| 5251 | HARDWARE STORES | 15 | 15 | 1 368 | 1 368 | 181 | 4 228 | 47 | 10 |
| 5252 | FARM EQUIPMENT DEALERS | 6 | 6 | 2 949 | 2 949 | 348 | 7 163 | 79 | 2 |
| | GENERAL MERCHANDISE GROUP STORES* | | | | | | | | |
| | TOTAL | 36 | 32 | 31 358 | 31 322 | 4 095 | 79 616 | 1 609 | 16 |
| 53 PART* | DEPARTMENT STORES | 9 | 9 | 24 026 | 24 026 | 2 994 | 58 908 | 1 127 | - |
| 533 | LIMITED PRICE VARIETY STORES | 18 | 16 | 6 326 | 6 320 | 996 | 18 741 | 440 | 6 |
| 539 | GENERAL MERCHANDISE STORES | 5 | 5 | (D) | (D) | (D) | (D) | (D) | (D) |
| | DRY GOODS STORES | - | - | - | - | - | - | - | - |
| | SEWING, NEEDLEWORK STORES | 4 | 2 | (D) | (D) | (D) | (D) | (D) | (D) |
| | FOOD STORES | | | | | | | | |
| | TOTAL | 197 | 117 | 45 677 | 43 363 | 3 311 | 63 916 | 1 006 | 194 |
| 541 | GROCERY STORES, INCLUDING DELICATESSENS | 167 | 99 | 44 593 | 42 471 | 3 138 | 60 734 | 939 | 166 |
| 542 | MEAT MARKETS | 3 | 1 | 82 | (D) | (D) | (D) | (D) | (D) |
| | FISH (SEAFOOD) MARKETS | 3 | - | 13 | 13 | 2 | 55 | 1 | - |
| 543 | FRUIT STORES, VEGETABLE MARKETS | 3 | 1 | 133 | (D) | (D) | (D) | (D) | (D) |
| 544 | CANDY, NUT, CONFECTIONERY STORES | 4 | 2 | 54 | (D) | (D) | (D) | (D) | (D) |
| 545 | DAIRY PRODUCTS STORES | 6 | 4 | (D) | (D) | (D) | (D) | (D) | (D) |
| 546 | RETAIL BAKERIES | 11 | 9 | 575 | 487 | 117 | 2 170 | 44 | 14 |
| 5462 | RETAIL BAKERIES, MANUFACTURING | 6 | 6 | (D) | (D) | (D) | (D) | (D) | (D) |
| 5463 | RETAIL BAKERIES, NONMANUFACTURING | 5 | 3 | (D) | (D) | (D) | (D) | (D) | (D) |
| 549 | EGG AND POULTRY DEALERS | 1 | 1 | (D) | (D) | (D) | (D) | (D) | (D) |
| | OTHER | 2 | - | 12 | - | - | - | - | 2 |
| | AUTOMOTIVE DEALERS | | | | | | | | |
| | TOTAL | 53 | 47 | 40 788 | 40 662 | 4 070 | 80 606 | 799 | 29 |
| 55 EX. 554 | PASSENGER CAR DEALERS, FRANCHISED | 16 | 16 | 32 034 | 32 034 | 3 229 | 65 733 | 618 | 2 |
| 551 | DOMESTIC CAR DEALERS | 10 | 10 | 23 915 | 23 915 | 2 454 | 50 020 | 471 | 1 |
| | IMPORTED CAR DEALERS | 3 | 3 | 2 960 | 2 960 | 355 | 6 859 | 65 | 1 |
| | DOMESTIC AND IMPORTED CAR DEALERS | 3 | 3 | 5 159 | 5 159 | 420 | 8 854 | 82 | - |
| 552 | PASSENGER CAR DEALERS, NONFRANCHISED | 11 | 7 | 1 652 | 1 584 | 78 | 1 996 | 26 | 12 |
| 553 | TIRE, BATTERY, ACCESSORY DEALERS | 15 | 15 | 2 948 | 2 948 | 446 | 8 637 | 107 | 7 |
| | HOME AND AUTO SUPPLY STORES | 1 | 1 | (D) | (D) | (D) | (D) | (D) | (D) |
| 559 | MISCELLANEOUS AIRCRAFT, MARINE, AUTOMOTIVE DEALERS | 10 | 8 | (D) | (D) | (D) | (D) | (D) | (D) |
| | AIRCRAFT, BOAT, MOTORCYCLE DEALERS | 4 | 2 | (D) | (D) | (D) | (D) | (D) | (D) |
| | HOUSEHOLD TRAILER DEALERS | 6 | 6 | (D) | (D) | (D) | (D) | (D) | (D) |
| | OTHER AUTOMOTIVE DEALERS | - | - | - | - | - | - | - | - |
| | GASOLINE SERVICE STATIONS | | | | | | | | |
| 55PT(554) | TOTAL | 127 | 119 | 15 065 | 14 707 | 1 421 | 30 691 | 474 | 107 |
| | APPAREL, ACCESSORY STORES | | | | | | | | |
| | TOTAL | 90 | 86 | 18 639 | 18 603 | 2 851 | 52 543 | 884 | 46 |
| 561, 567 | MEN'S, BOYS' APPAREL STORES, CUSTOM TAILORS | 18 | 16 | 3 849 | 3 829 | 680 | 12 958 | 177 | 9 |
| 561 | MEN'S, BOYS' CLOTHING AND FURNISHINGS STORES | 16 | 16 | 3 829 | 3 829 | 680 | 12 958 | 177 | 7 |
| 567 | CUSTOM TAILORS | 2 | - | 20 | - | - | - | - | 2 |
| 562-3, 568 | WOMEN'S CLOTHING, SPECIALTY STORES | 36 | 36 | 6 743 | 6 743 | 927 | 17 671 | 343 | 23 |
| 562 | WOMEN'S READY-TO-WEAR STORES | 23 | 23 | 5 996 | 5 996 | 828 | 15 671 | 295 | 14 |
| 563, 568 | WOMEN'S ACCESSORY, SPECIALTY STORES, FURRIERS | 13 | 13 | 747 | 747 | 99 | 2 000 | 48 | 9 |
| 563 | MILLINERY STORES | 7 | 7 | 202 | 202 | 38 | 769 | 20 | 2 |
| | CORSET, LINGERIE STORES | 1 | 1 | (D) | (D) | (D) | (D) | (D) | (D) |
| | HOSIERY STORES | - | - | - | - | - | - | - | - |
| | APPAREL, ACCESSORY, OTHER SPECIALTY STORES | 4 | 4 | (D) | (D) | (D) | (D) | (D) | (D) |
| 568 | FURRIERS, FUR SHOPS | 1 | 1 | (D) | (D) | (D) | (D) | (D) | (D) |
| 565 | FAMILY CLOTHING STORES | 9 | 7 | 2 391 | 2 375 | 401 | 7 645 | 133 | 6 |
| 566 | SHOE STORES | 22 | 22 | (D) | (D) | (D) | (D) | (D) | (D) |
| | MEN'S SHOE STORES | 3 | 3 | 260 | 260 | 45 | 832 | 11 | - |
| | WOMEN'S SHOE STORES | 7 | 7 | 1 433 | 1 433 | 258 | 4 343 | 68 | 2 |
| | CHILDREN'S, JUVENILES' SHOE STORES | 1 | 1 | (D) | (D) | (D) | (D) | (D) | (D) |
| | FAMILY SHOE STORES | 11 | 11 | 1 594 | 1 594 | 227 | 3 728 | 58 | 4 |
| 564 | CHILDREN'S, INFANTS' WEAR STORES | 5 | 5 | (D) | (D) | (D) | (D) | (D) | (D) |
| 569 | MISCELLANEOUS APPAREL, ACCESSORY STORES | - | - | - | - | - | - | - | - |

Standard Notes: - Represents zero. (D) Withheld to avoid disclosure. (NA) Not available. (X) Not applicable.
 *Nonstore retailers, part of SIC major group 53, are shown separately in this table.

TABLE 4. Standard Metropolitan Statistical Areas: 1963-Continued

| SIC code | Standard metropolitan statistical area and kind of business | Establishments | | Sales | | Payroll, entire year (\$1,000) | Payroll, workweek ended nearest Nov. 15 (dollars) | Paid employees, workweek ended nearest Nov. 15 (number) | Active proprietors of unincorporated businesses (number) |
|--|---|----------------|-----------------------|-------------------------------------|---------------------------------------|--------------------------------|---|---|--|
| | | Total (number) | With payroll (number) | Total, all establishments (\$1,000) | Establishments with payroll (\$1,000) | | | | |
| LEXINGTON SMSA-Continued | | | | | | | | | |
| FURNITURE, HOME FURNISHINGS, EQUIPMENT STORES | | | | | | | | | |
| S7 | TOTAL | 71 | 53 | 10 854 | 10 534 | 1 813 | 33 692 | 412 | 49 |
| S71 | FURNITURE, HOME FURNISHINGS STORES | 39 | 27 | 4 748 | 4 510 | 836 | 15 104 | 192 | 27 |
| S712 | FURNITURE STORES | 24 | 18 | 3 801 | 3 735 | 687 | 12 605 | 151 | 17 |
| S713 | FLOOR COVERING STORES | 7 | 3 | 561 | 427 | 77 | 1 100 | 14 | 4 |
| S714 | DRAPERY, CURTAIN, UPHOLSTERY STORES | 6 | 6 | 348 | 348 | 72 | 1 399 | 27 | 4 |
| S715 | CHINA, GLASSWARE, METALWARE STORES | 2 | - | 38 | - | - | - | - | 2 |
| S719 | MISCELLANEOUS HOME FURNISHINGS STORES | - | - | - | - | - | - | - | - |
| S72 | HOUSEHOLD APPLIANCE STORES | 15 | 13 | 2 959 | 2 935 | 432 | 8 806 | 98 | 8 |
| S732 | RADIO, TELEVISION STORES | 5 | 5 | 2 236 | 2 236 | 435 | 7 679 | 92 | 2 |
| S733 | MUSIC STORES | 12 | 8 | 911 | 853 | 110 | 2 103 | 30 | 12 |
| | RECORD SHOPS | 2 | - | 28 | - | - | - | - | 4 |
| | MUSICAL INSTRUMENT STORES | 10 | 8 | 883 | 853 | 110 | 2 103 | 30 | 8 |
| EATING, DRINKING PLACES | | | | | | | | | |
| S8 | TOTAL | 248 | 190 | 15 739 | 15 007 | 3 386 | 69 245 | 1 678 | 220 |
| S812 | EATING PLACES | 198 | 148 | 13 763 | 13 199 | 3 095 | 63 741 | 1 549 | 173 |
| | RESTAURANTS, LUNCHROOMS | 156 | 114 | 10 085 | 9 579 | 2 310 | 45 476 | 1 158 | 142 |
| | CAFETERIAS | 7 | 7 | 1 154 | 1 154 | 313 | 6 462 | 131 | 3 |
| | REFRESHMENT PLACES | 27 | 21 | 2 202 | 2 156 | 423 | 10 709 | 235 | 23 |
| | CATERERS | 8 | 6 | 322 | 310 | 49 | 1 094 | 25 | 5 |
| S813 | DRINKING PLACES (ALCOHOLIC BEVERAGES) | 50 | 42 | 1 976 | 1 808 | 291 | 5 504 | 129 | 47 |
| DRUG STORES, PROPRIETARY STORES | | | | | | | | | |
| S9PT (S91) | TOTAL | 35 | 35 | 8 358 | 8 358 | 1 537 | 26 116 | 517 | 23 |
| S91 | DRUG STORES | 33 | 33 | (0) | (0) | (0) | (0) | (0) | (0) |
| | PROPRIETARY STORES | 2 | 2 | (0) | (0) | (0) | (0) | (0) | (0) |
| OTHER RETAIL STORES | | | | | | | | | |
| S9 EX. S91 | TOTAL | 257 | 185 | 22 303 | 21 711 | 2 570 | 49 927 | 738 | 225 |
| S92 | LIQUOR STORES | 62 | 62 | 8 872 | 8 872 | 607 | 11 464 | 174 | 48 |
| S93 | ANTIQUE STORES, SECONDHAND STORES | 52 | 22 | 1 710 | 1 450 | 291 | 5 809 | 102 | 49 |
| S932 | ANTIQUE STORES | 26 | 8 | 413 | 231 | 30 | 531 | 11 | 27 |
| S933 | SECONDHAND STORES | 26 | 14 | 1 297 | 1 219 | 261 | 5 278 | 91 | 22 |
| S94 | BOOK, STATIONERY STORES | 15 | 7 | 1 285 | 1 207 | 156 | 2 612 | 45 | 13 |
| S942 | BOOK STORES | 11 | 5 | 1 169 | (0) | (0) | (0) | (0) | (0) |
| S943 | STATIONERY STORES | 4 | 2 | 116 | (0) | (0) | (0) | (0) | (0) |
| S95 | SPORTING GOODS STORES, BICYCLE SHOPS | 8 | 6 | 768 | 758 | 62 | 1 252 | 19 | 12 |
| S952 | SPORTING GOODS STORES | 7 | 5 | (0) | (0) | (0) | (0) | (0) | (0) |
| S953 | BICYCLE SHOPS | 1 | 1 | (0) | (0) | (0) | (0) | (0) | (0) |
| S962 | HAY, GRAIN, FEED STORES | 6 | 6 | 1 703 | 1 703 | 103 | 2 066 | 36 | 5 |
| S969 | OTHER FARM SUPPLY STORES | 3 | 3 | (0) | (0) | (0) | (0) | (0) | (0) |
| | GARDEN SUPPLY STORES | 1 | 1 | (0) | (0) | (0) | (0) | (0) | (0) |
| S97 | JEWELRY STORES | 14 | 14 | 1 833 | 1 833 | 318 | 6 306 | 94 | 10 |
| S98 | FUEL, ICE DEALERS | 16 | 8 | 910 | 854 | 140 | 2 612 | 36 | 14 |
| S982 | COAL AND WOOD DEALERS | 11 | 5 | 561 | 517 | 69 | 1 222 | 18 | 11 |
| | ICE DEALERS | - | - | - | - | - | - | - | - |
| S983 | FUEL OIL DEALERS | - | - | - | - | - | - | - | - |
| S984 | BOTTLED GAS DEALERS | 5 | 3 | 349 | 337 | 71 | 1 390 | 18 | 3 |
| S992 | FLORISTS | 15 | 13 | 950 | 924 | 197 | 3 976 | 57 | 16 |
| S993 | CIGAR STORES, STANOS | 1 | 1 | (0) | (0) | (0) | (0) | (0) | (0) |
| S994 | NEWS DEALERS, NEWSSTANDS | 7 | 3 | 291 | (0) | (0) | (0) | (0) | (0) |
| S996 | CAMERA, PHOTOGRAPHIC SUPPLY STORES | 2 | 2 | (0) | (0) | (0) | (0) | (0) | (0) |
| S997 | GIFT, NOVELTY, SOUVENIR SHOPS | 15 | 9 | 406 | 386 | 44 | 1 055 | 22 | 14 |
| S998 | OPTICAL GOODS STORES | 11 | 11 | 833 | 833 | 256 | 5 495 | 44 | 4 |
| S999 | TYPEWRITER STORES | 1 | 1 | (0) | (0) | (0) | (0) | (0) | (0) |
| | LUGGAGE, LEATHER GOODS STORES | 4 | 2 | 230 | (0) | (0) | (0) | (0) | (0) |
| | HOBBY, TOY, GAME SHOPS | 1 | 1 | (0) | (0) | (0) | (0) | (0) | (0) |
| | RELIGIOUS GOODS STORES | 2 | 2 | (0) | (0) | (0) | (0) | (0) | (0) |
| | PET SHOPS | 6 | 2 | 94 | (0) | (0) | (0) | (0) | (0) |
| | OTHER | 15 | 9 | 891 | 801 | 133 | 2 361 | 35 | 13 |
| NONSTORE RETAILERS* | | | | | | | | | |
| S3 PART* | TOTAL | 54 | 18 | 5 316 | 5 014 | 847 | 16 626 | 206 | 44 |
| S32 | MAIL-ORDER HOUSES | 1 | 1 | (0) | (0) | (0) | (0) | (0) | (0) |
| S34 | MERCHANDISE VENDING MACHINE OPERATORS | 14 | 4 | 3 528 | 3 394 | 325 | 6 547 | 92 | 12 |
| S35 | DIRECT SELLING (HOUSE-TO-HOUSE) ORGANIZATIONS | 39 | 13 | (0) | (0) | (0) | (0) | (0) | (0) |

Standard Notes: - Represents zero. (D) Withheld to avoid disclosure. (NA) Not available. (X) Not applicable.
 *Nonstore retailers, part of SIC major group 53, are shown separately in this table.

TABLE 4. Standard Metropolitan Statistical Areas: 1963-Continued

| SIC code | Standard metropolitan statistical area and kind of business | Establishments | | Sales | | Payroll, entire year (\$1,000) | Payroll, workweek ended nearest Nov. 15 (dollars) | Paid employees, workweek ended nearest Nov. 15 (number) | Active proprietors of unincorporated businesses (number) |
|----------------------------|--|---|--------------|---------------------------|-----------------------------|--------------------------------|---|---|--|
| | | Total | With payroll | Total, all establishments | Establishments with payroll | | | | |
| | | (number) | (number) | (\$1,000) | (\$1,000) | | | | |
| LOUISVILLE, KY.-IND., SMSA | | Consists of Jefferson County, Ky., and Clark and Floyd Counties, Ind. | | | | | | | |
| | RETAIL TRADE, TOTAL | 6 001 | 4 475 | 977 470 | 944 792 | 114 051 | 2 240 009 | 36 462 | 5 294 |
| | LUMBER, BUILDING MATERIALS, HARDWARE, FARM EQUIPMENT DEALERS | | | | | | | | |
| 52 | TOTAL | 287 | 197 | 37 539 | 35 619 | 4 898 | 92 416 | 1 049 | 245 |
| 521 | LUMBER YARDS | 32 | 28 | 13 674 | 13 506 | 1 651 | 30 963 | 280 | 18 |
| | BUILDING MATERIALS DEALERS | 36 | 24 | 4 697 | 4 379 | 790 | 15 092 | 163 | 29 |
| 522 | HEATING, PLUMBING EQUIPMENT DEALERS | 21 | 9 | 1 573 | (0) | (0) | (0) | (0) | (0) |
| 523 | PAINT, GLASS, WALLPAPER STORES | 47 | 37 | 3 470 | 3 294 | 704 | 13 867 | 152 | 26 |
| 524 | ELECTRICAL SUPPLY STORES | 9 | 1 | 707 | (0) | (0) | (0) | (0) | (0) |
| 5251 | HARDWARE STORES | 120 | 84 | 8 122 | 7 294 | 839 | 15 968 | 259 | 125 |
| 5252 | FARM EQUIPMENT DEALERS | 22 | 14 | 5 296 | 5 138 | 506 | 9 019 | 110 | 17 |
| | GENERAL MERCHANDISE GROUP STORES* | | | | | | | | |
| 53 PART* | TOTAL | 189 | 159 | 145 241 | 144 851 | 21 352 | 423 975 | 7 799 | 94 |
| 531 | DEPARTMENT STORES | 24 | 24 | 111 076 | 111 076 | 15 931 | 317 653 | 5 668 | 2 |
| 533 | LIMITED PRICE VARIETY STORES | 93 | 77 | 22 074 | 21 852 | 3 583 | 66 156 | 1 542 | 47 |
| 539 | GENERAL MERCHANDISE STORES | 54 | 42 | 10 816 | 10 654 | 1 634 | 37 212 | 524 | 36 |
| | DRY GOODS STORES | 12 | 12 | (0) | (0) | (0) | (0) | (0) | (0) |
| | SEWING, NEEDLEWORK STORES | 6 | 4 | (0) | (0) | (0) | (0) | (0) | (0) |
| | FOOD STORES | | | | | | | | |
| 54 | TOTAL | 1 013 | 669 | 224 805 | 214 009 | 15 830 | 308 646 | 4 956 | 951 |
| 541 | GROCERY STORES, INCLUDING DELICATESSENS | 794 | 508 | 213 015 | 203 479 | 14 159 | 275 144 | 4 261 | 756 |
| 542 | MEAT MARKETS | 21 | 21 | 2 339 | 2 339 | 166 | 3 871 | 71 | 24 |
| | FISH (SEAFOOD) MARKETS | 11 | 11 | 932 | 932 | 89 | 1 898 | 55 | 7 |
| 543 | FRUIT STORES, VEGETABLE MARKETS | 36 | 14 | 1 425 | 651 | 56 | 1 380 | 30 | 39 |
| 544 | CANDY, NUT, CONFECTIONERY STORES | 32 | 16 | 819 | 621 | 116 | 2 343 | 57 | 27 |
| 545 | DAIRY PRODUCTS STORES | 34 | 28 | 1 966 | 1 904 | 235 | 4 752 | 115 | 12 |
| 546 | RETAIL BAKERIES | 74 | 64 | 3 702 | 3 528 | 949 | 18 216 | 348 | 78 |
| 5462 | RETAIL BAKERIES, MANUFACTURING | 56 | 54 | 3 039 | 3 019 | 825 | 15 898 | 305 | 65 |
| 5463 | RETAIL BAKERIES, NONMANUFACTURING | 18 | 10 | 663 | 509 | 124 | 2 318 | 43 | 13 |
| 549 | EGG AND POULTRY DEALERS | 5 | 3 | 421 | 375 | 32 | 473 | 10 | 5 |
| | OTHER | 6 | 4 | 186 | 180 | 28 | 569 | 9 | 3 |
| | AUTOMOTIVE DEALERS | | | | | | | | |
| 55 EX. 554 | TOTAL | 356 | 226 | 192 226 | 187 968 | 17 694 | 346 698 | 3 189 | 250 |
| 551 | PASSENGER CAR DEALERS, FRANCHISED | 53 | 53 | 147 989 | 147 989 | 13 277 | 263 242 | 2 286 | 10 |
| | DOMESTIC CAR DEALERS | 41 | 41 | 128 911 | 128 911 | 11 298 | 225 504 | 1 913 | 10 |
| | IMPORTED CAR DEALERS | 4 | 4 | (0) | (0) | (0) | (0) | (0) | (0) |
| | DOMESTIC AND IMPORTED CAR DEALERS | 8 | 8 | (0) | (0) | (0) | (0) | (0) | (0) |
| 552 | PASSENGER CAR DEALERS, NONFRANCHISED | 156 | 58 | 20 438 | 17 328 | 1 435 | 24 065 | 269 | 145 |
| 553 | TIRE, BATTERY, ACCESSORY DEALERS | 86 | 68 | 12 307 | 11 815 | 1 917 | 38 230 | 376 | 61 |
| | HOME AND AUTO SUPPLY STORES | 24 | 24 | 5 538 | 5 538 | 683 | 13 513 | 176 | 3 |
| 559 | MISCELLANEOUS AIRCRAFT, MARINE, AUTOMOTIVE DEALERS | 37 | 23 | 5 954 | 5 298 | 382 | 7 648 | 82 | 31 |
| | AIRCRAFT, BOAT, MOTORCYCLE DEALERS | 15 | 11 | 1 790 | (0) | (0) | 4 080 | 39 | 12 |
| | HOUSEHOLD TRAILER DEALERS | 18 | 12 | 4 054 | 3 506 | 193 | 3 568 | 43 | 15 |
| | OTHER AUTOMOTIVE DEALERS | 4 | - | 110 | (0) | (0) | - | - | 4 |
| | GASOLINE SERVICE STATIONS | | | | | | | | |
| 55PT(554) | TOTAL | 769 | 673 | 71 480 | 68 434 | 6 533 | 137 193 | 2 243 | 710 |
| | APPAREL, ACCESSORY STORES | | | | | | | | |
| 56 | TOTAL | 361 | 321 | 51 223 | 50 543 | 7 904 | 146 717 | 2 932 | 256 |
| 561, 567 | MEN'S, BOYS' APPAREL STORES, CUSTOM TAILORS | 60 | 52 | 13 503 | 13 175 | 2 325 | 43 165 | 801 | 45 |
| 561 | MEN'S, BOYS' CLOTHING AND FURNISHINGS STORES | 50 | 48 | 13 044 | 12 782 | 2 224 | 41 428 | 765 | 35 |
| 567 | CUSTOM TAILORS | 10 | 4 | 459 | 393 | 101 | 1 737 | 36 | 10 |
| 562-3, 568 | WOMEN'S CLOTHING, SPECIALTY STORES | 130 | 114 | 19 917 | 19 795 | 3 106 | 56 927 | 1 223 | 98 |
| 562 | WOMEN'S READY-TO-WEAR STORES | 84 | 78 | 16 304 | 16 252 | 2 613 | 48 038 | 1 008 | 55 |
| 563, 568 | WOMEN'S ACCESSORY, SPECIALTY STORES, FURRIERS | 46 | 36 | 3 613 | 3 543 | 493 | 8 889 | 215 | 43 |
| 563 | MILLINERY STORES | 6 | 6 | 296 | 296 | 44 | (0) | (0) | (0) |
| | CORSET, LINGERIE STORES | 2 | - | 19 | (0) | (0) | - | - | 2 |
| | HOSIERY STORES | 3 | 1 | (0) | (0) | (0) | (0) | (0) | (0) |
| | APPAREL, ACCESSORY, OTHER SPECIALTY STORES | 21 | 21 | (0) | (0) | (0) | (0) | (0) | (0) |
| 568 | FURRIERS, FUR SHOPS | 14 | 8 | 554 | 510 | 85 | 1 472 | 26 | 14 |
| 565 | FAMILY CLOTHING STORES | 55 | 45 | 8 486 | 8 310 | 1 121 | 21 479 | 462 | 51 |
| 566 | SHOE STORES | 107 | 101 | 8 469 | 8 415 | 1 232 | 23 154 | 402 | 57 |
| | MEN'S SHOE STORES | 14 | 14 | (0) | (0) | (0) | (0) | (0) | (0) |
| | WOMEN'S SHOE STORES | 32 | 32 | 3 060 | 3 060 | 468 | 8 852 | 149 | 18 |
| | CHILDREN'S, JUVENILES' SHOE STORES | 2 | 2 | (0) | (0) | (0) | (0) | (0) | (0) |
| | FAMILY SHOE STORES | 59 | 53 | 4 287 | 4 233 | 609 | 11 542 | 213 | 34 |
| 564 | CHILDREN'S, INFANTS' WEAR STORES | 8 | 8 | (0) | (0) | (0) | (0) | (0) | (0) |
| 569 | MISCELLANEOUS APPAREL, ACCESSORY STORES | 1 | 1 | (0) | (0) | (0) | (0) | (0) | (0) |

Standard Notes: - Represents zero. (D) Withheld to avoid disclosure. (NA) Not available. (X) Not applicable.
 *Nonstore retailers, part of SIC major group 53, are shown separately in this table.

TABLE 4. Standard Metropolitan Statistical Areas: 1963-Continued

| SIC code | Standard metropolitan statistical area and kind of business | Establishments | | Sales | | Payroll, entire year (\$1,000) | Payroll, workweek ended nearest Nov. 15 (dollars) | Paid employees, workweek ended nearest Nov. 15 (number) | Active proprietors of unincorporated businesses (number) |
|---|---|----------------|--------------|---------------------------|-----------------------------|--------------------------------|---|---|--|
| | | Total | With payroll | Total, all establishments | Establishments with payroll | | | | |
| | | (number) | (number) | (\$1,000) | (\$1,000) | | | | |
| LOUISVILLE, KY.-IND., SMSA-Continued | | | | | | | | | |
| FURNITURE, HOME FURNISHINGS, EQUIPMENT STORES | | | | | | | | | |
| 57 | TOTAL | 278 | 218 | 43 609 | 42 507 | 6 979 | 128 497 | 1 493 | 194 |
| 571 | FURNITURE, HOME FURNISHINGS STORES | 168 | 124 | 27 569 | 26 711 | 4 750 | 86 889 | 975 | 114 |
| 5712 | FURNITURE STORES | 120 | 92 | 22 746 | 22 192 | 3 764 | 68 622 | 746 | 79 |
| 5713 | FLOOR COVERING STORES | 26 | 18 | 3 148 | 2 920 | 571 | 10 671 | 110 | 20 |
| 5714 | DRAPERY, CURTAIN, UPHOLSTERY STORES | 11 | 5 | 742 | 714 | 126 | 2 225 | 30 | 8 |
| 5715 | CHINA, GLASSWARE, METALWARE STORES | 6 | 6 | 715 | 715 | 244 | 4 565 | 77 | 3 |
| 5719 | MISCELLANEOUS HOME FURNISHINGS STORES | 5 | 3 | 218 | 170 | 45 | 806 | 12 | 4 |
| 572 | HOUSEHOLD APPLIANCE STORES | 61 | 55 | 10 275 | 10 145 | 1 210 | 21 923 | 260 | 41 |
| 5732 | RADIO, TELEVISION STORES | 23 | 21 | 2 560 | 2 534 | 346 | 7 016 | 91 | 21 |
| 5733 | MUSIC STORES | 26 | 18 | 3 205 | 3 117 | 673 | 12 669 | 167 | 18 |
| | RECORD SHOPS | 8 | 6 | 285 | 273 | 27 | 628 | 15 | 9 |
| | MUSICAL INSTRUMENT STORES | 18 | 12 | 2 920 | 2 844 | 646 | 12 041 | 152 | 9 |
| EATING, DRINKING PLACES | | | | | | | | | |
| 58 | TOTAL | 1 275 | 1 039 | 78 895 | 75 317 | 16 402 | 341 324 | 7 838 | 1 271 |
| 5812 | EATING PLACES | 792 | 662 | 56 274 | 54 638 | 13 393 | 278 887 | 6 493 | 730 |
| | RESTAURANTS, LUNCHROOMS | 552 | 468 | 38 725 | 37 693 | 9 412 | 186 320 | 4 430 | 498 |
| | CAFETERIAS | 52 | 52 | 7 046 | 7 046 | 1 931 | 38 589 | 907 | 48 |
| | REFRESHMENT PLACES | 140 | 108 | 6 372 | 6 018 | 1 105 | 32 556 | 794 | 137 |
| | CATERERS | 48 | 34 | 4 131 | 3 881 | 945 | 21 422 | 362 | 47 |
| 5813 | DRINKING PLACES (ALCOHOLIC BEVERAGES) | 483 | 377 | 22 621 | 20 679 | 3 009 | 62 437 | 1 345 | 541 |
| DRUG STORES, PROPRIETARY STORES | | | | | | | | | |
| 59PT(591) | TOTAL | 256 | 242 | 44 127 | 43 737 | 6 019 | 109 885 | 1 994 | 188 |
| 591 | DRUG STORES | 245 | 233 | 42 981 | 42 605 | 5 918 | 108 074 | 1 960 | 179 |
| | PROPRIETARY STORES | 11 | 9 | 1 146 | 1 132 | 101 | 1 811 | 34 | 9 |
| OTHER RETAIL STORES | | | | | | | | | |
| 59 EX.591 | TOTAL | 907 | 661 | 64 296 | 60 084 | 7 135 | 138 392 | 2 161 | 864 |
| 592 | LIQUOR STORES | 263 | 239 | 26 158 | 25 092 | 1 593 | 32 263 | 612 | 299 |
| 593 | ANTIQUe STORES, SECONOHANO STORES | 140 | 80 | 4 642 | 4 056 | 685 | 13 427 | 203 | 148 |
| 5932 | ANTIQUe STORES | 24 | 6 | 680 | 496 | 144 | 3 035 | 37 | 26 |
| 5933 | SECONOHANO STORES | 116 | 74 | 3 962 | 3 560 | 541 | 10 392 | 166 | 122 |
| 594 | BOOK, STATIONERY STORES | 17 | 15 | 1 122 | 1 104 | 223 | 4 420 | 86 | 15 |
| 5942 | BOOK STORES | 5 | 3 | (0) | (0) | (0) | (0) | (0) | (0) |
| 5943 | STATIONERY STORES | 12 | 12 | (0) | (0) | (0) | (0) | (0) | (0) |
| 595 | SPORTING GOODS STORES, BICYCLE SHOPS | 37 | 25 | 2 646 | 2 398 | 299 | 6 536 | 118 | 27 |
| 5952 | SPORTING GOODS STORES | 29 | 19 | 2 229 | 2 017 | 245 | 5 678 | 104 | 22 |
| 5953 | BICYCLE SHOPS | 8 | 6 | 417 | 381 | 54 | 858 | 14 | 5 |
| 5962 | HAY, GRAIN, FEED STORES | 27 | 23 | 3 888 | 3 750 | 259 | 4 829 | 71 | 21 |
| 5969 | OTHER FARM SUPPLY STORES | 5 | 5 | 620 | 620 | 63 | 1 078 | 17 | 4 |
| | GARDEN SUPPLY STORES | 6 | 6 | 737 | 737 | 177 | 2 612 | 37 | 3 |
| 597 | JEWELRY STORES | 69 | 43 | 5 725 | 5 335 | 904 | 16 663 | 235 | 59 |
| 598 | FUEL, ICE DEALERS | 67 | 37 | 5 004 | 4 622 | 669 | 13 696 | 177 | 56 |
| 5982 | COAL AND WOOD DEALERS | 22 | 14 | 2 210 | 2 092 | 276 | 5 508 | 79 | 19 |
| | ICE DEALERS | 14 | 4 | 391 | (0) | (0) | (0) | (0) | (0) |
| 5983 | FUEL OIL DEALERS | 15 | 7 | 619 | (0) | (0) | (0) | (0) | (0) |
| 5984 | BOTTLED GAS DEALERS | 16 | 12 | 1 784 | 1 766 | 309 | 6 111 | 70 | 6 |
| 5992 | FLORISTS | 72 | 50 | 2 967 | 2 681 | 409 | 7 257 | 138 | 76 |
| 5993 | CIGAR STORES, STANDS | 13 | 7 | 583 | 487 | 53 | 862 | 19 | 11 |
| 5994 | NEWS DEALERS, NEWSSTANDS | 9 | 3 | 404 | 192 | 19 | 351 | 7 | 10 |
| 5996 | CAMERA, PHOTOGRAPHIC SUPPLY STORES | 8 | 8 | 1 197 | 1 197 | 149 | 3 268 | 31 | 3 |
| 5997 | GIFT, NOVELTY, SOUVENIR SHOPS | 22 | 14 | 728 | 706 | 94 | 2 119 | 46 | 19 |
| 5998 | OPTICAL GOODS STORES | 66 | 64 | 3 280 | 3 230 | 864 | 17 566 | 197 | 40 |
| 5999 | TYPEWRITER STORES | 3 | 3 | (0) | (0) | (0) | (0) | (0) | (0) |
| | LUGGAGE, LEATHER GOODS STORES | 4 | 4 | 506 | 500 | 90 | 1 445 | 19 | - |
| | HOBBY, TOY, GAME SHOPS | 17 | 11 | 787 | 761 | 102 | 1 952 | 36 | 13 |
| | RELIGIOUS GOODS STORES | - | - | 20 | - | - | - | - | - |
| | PET SHOPS | 13 | 3 | (0) | (0) | (0) | (0) | (0) | (0) |
| | OTHER | 49 | 21 | 2 307 | 1 933 | 350 | 5 986 | 82 | 42 |
| NONSTORE RETAILERS* | | | | | | | | | |
| 53 PART* | TOTAL | 310 | 70 | 24 029 | 21 723 | 3 305 | 66 266 | 808 | 271 |
| 532 | MAIL-ORDER HOUSES | 6 | 4 | 733 | 725 | 101 | 2 760 | 43 | 3 |
| 534 | MERCHANDISE VENDING MACHINE OPERATORS | 54 | 28 | 12 947 | 12 615 | 1 357 | 25 187 | 261 | 39 |
| 535 | DIRECT SELLING (HOUSE-TO-HOUSE) ORGANIZATIONS | 250 | 38 | 10 349 | 8 383 | 1 847 | 38 319 | 504 | 229 |

Standard Notes: - Represents zero. (D) Withheld to avoid disclosure. (NA) Not available. (X) Not applicable.
 *Nonstore retailers, part of SIC major group 53, are shown separately in this table.

TABLE 5. Counties With 500 Establishments or More: 1963

| SIC code | County and kind of business | Establishments | | Sales | | Payroll, entire year (\$1,000) | Payroll, workweek ended nearest Nov. 15 (dollars) | Paid employees, workweek ended nearest Nov. 15 (number) | Active proprietors of unincorporated businesses (number) |
|--------------------|--|----------------|-----------------------|-------------------------------------|---------------------------------------|--------------------------------|---|---|--|
| | | Total (number) | With payroll (number) | Total, all establishments (\$1,000) | Establishments with payroll (\$1,000) | | | | |
| BOYD COUNTY | | | | | | | | | |
| | RETAIL TRADE, TOTAL | 528 | 322 | 70 390 | 65 530 | 7 670 | 143 299 | 2 394 | 493 |
| | LUMBER, BUILDING MATERIALS, HARDWARE, FARM EQUIPMENT DEALERS | | | | | | | | |
| | TOTAL | 29 | 23 | 3 843 | 3 757 | 504 | 10 403 | 129 | 23 |
| 52 | LUMBER AND OTHER BUILDING MATERIALS DEALERS | 11 | 9 | 2 600 | 2 596 | 300 | 6 161 | 74 | 7 |
| 522-524 | HEATING, PLUMBING, PAINT, ELECTRICAL STORES | 7 | 7 | 436 | 436 | 117 | 2 494 | 24 | 3 |
| 5251 | HARDWARE STORES | 9 | 5 | (D) | (D) | (D) | (D) | (D) | (D) |
| 5252 | FARM EQUIPMENT DEALERS | 2 | 2 | (D) | (D) | (D) | (D) | (D) | (D) |
| | GENERAL MERCHANDISE GROUP STORES* | | | | | | | | |
| | TOTAL | 16 | 16 | 11 477 | 11 477 | 1 764 | 31 557 | 633 | 8 |
| 53 PART* | DEPARTMENT STORES | 3 | 3 | 7 400 | 7 400 | 1 199 | 21 520 | 380 | - |
| 533 | LIMITED PRICE VARIETY STORES | 9 | 9 | (D) | (D) | (D) | (D) | (D) | (D) |
| 539 | MISCELLANEOUS GENERAL MERCHANDISE STORES | 4 | 4 | (D) | (D) | (D) | (D) | (D) | (D) |
| | FOOD STORES | | | | | | | | |
| | TOTAL | 139 | 49 | 18 711 | 16 269 | 1 135 | 21 264 | 321 | 146 |
| 54 | GROCERY STORES, INCLUDING DELICATESSENS | 134 | 44 | 18 403 | 15 961 | 1 081 | 20 302 | 304 | 143 |
| 542 | MEAT MARKETS, FISH (SEAFOOD) MARKETS | 1 | 1 | (D) | (D) | (D) | (D) | (D) | (D) |
| 543 | FRUIT STORES, VEGETABLE MARKETS | 2 | 2 | (D) | (D) | (D) | (D) | (D) | (D) |
| 544 | CANDY, NUT, CONFECTIONERY STORES | - | - | - | - | - | - | - | - |
| 545-549 | OTHER FOOD STORES | 2 | 2 | (D) | (D) | (D) | (D) | (D) | (D) |
| | AUTOMOTIVE DEALERS | | | | | | | | |
| | TOTAL | 41 | 27 | 13 814 | 13 170 | 1 295 | 22 033 | 245 | 29 |
| | GASOLINE SERVICE STATIONS | | | | | | | | |
| | TOTAL | 62 | 48 | 4 923 | 4 419 | 359 | 6 765 | 139 | 61 |
| | APPAREL, ACCESSORY STORES | | | | | | | | |
| | TOTAL | 43 | 35 | 4 514 | 4 322 | 587 | 10 971 | 191 | 35 |
| 561,567 | MEN'S, BOYS' APPAREL STORES, CUSTOM TAILORS | 7 | 5 | 1 413 | 1 249 | 185 | 3 681 | 45 | 8 |
| 562-3,568 | WOMEN'S CLOTHING, SPECIALTY STORES | 13 | 11 | 1 165 | 1 153 | 156 | 2 854 | 67 | 9 |
| 562 | WOMEN'S READY-TO-WEAR STORES | 8 | 8 | 997 | 997 | 136 | 2 614 | 58 | 4 |
| 563,568 | WOMEN'S ACCESSORY, SPECIALTY STORES, FURRIERS | 5 | 3 | 168 | 156 | 20 | 240 | 9 | 5 |
| 565 | FAMILY CLOTHING STORES | 5 | 5 | 715 | (D) | (D) | (D) | (D) | (D) |
| 566 | SHOE STORES | 14 | 12 | 1 128 | 1 122 | 124 | 2 509 | 40 | 12 |
| 564,569 | OTHER APPAREL, ACCESSORY STORES | 4 | 2 | 93 | (D) | (D) | (D) | (D) | (D) |
| | FURNITURE, HOME FURNISHINGS, EQUIPMENT STORES | | | | | | | | |
| | TOTAL | 41 | 29 | 3 425 | 3 195 | 413 | 8 118 | 118 | 43 |
| 57 | FURNITURE, HOME FURNISHINGS STORES | 23 | 15 | 2 234 | 2 064 | 252 | 4 841 | 73 | 23 |
| 572,573 | HOUSEHOLD APPLIANCE, RADIO, TELEVISION, MUSIC STORES | 18 | 14 | 1 191 | 1 131 | 161 | 3 277 | 45 | 20 |
| | EATING, DRINKING PLACES | | | | | | | | |
| | TOTAL | 52 | 42 | 3 154 | 3 092 | 744 | 14 140 | 366 | 49 |
| 5812 | EATING PLACES | 52 | 42 | 3 154 | 3 092 | 744 | 14 140 | 366 | 49 |
| 5813 | DRINKING PLACES (ALCOHOLIC BEVERAGES) | - | - | - | - | - | - | - | - |
| | DRUG STORES, PROPRIETARY STORES | | | | | | | | |
| | TOTAL | 21 | 17 | 2 745 | (D) | (D) | (D) | (D) | (D) |
| 59PT(591) | DRUG STORES | 18 | 16 | 2 670 | 2 554 | 423 | 9 103 | 117 | 17 |
| 591 | PROPRIETARY STORES | 3 | 1 | 75 | (D) | (D) | (D) | (D) | (D) |
| | OTHER RETAIL STORES | | | | | | | | |
| | TOTAL | 62 | 32 | 2 898 | 2 538 | 314 | 6 013 | 97 | 60 |
| 592 | LIQUOR STORES | - | 4 | - | - | 20 | 363 | 8 | 17 |
| 593 | ANTIQUA STORES, SECONDHAND STORES | 16 | 3 | 258 | (D) | (D) | (D) | (D) | (D) |
| 594 | BOOK, STATIONERY STORES | 3 | 3 | (D) | (D) | 20 | 299 | 3 | 2 |
| 595 | SPORTING GOODS STORES, BICYCLE SHOPS | 3 | 3 | 189 | (D) | (D) | (D) | (D) | (D) |
| 596 | FARM, GARDEN SUPPLY STORES, INCLUDING FEED STORES | 2 | 2 | (D) | (D) | (D) | (D) | (D) | (D) |
| 597 | JEWELRY STORES | 6 | 4 | 594 | 584 | 105 | 1 876 | 28 | 3 |
| 598 | FUEL, ICE DEALERS | 4 | - | 66 | - | - | - | - | 4 |
| 599 | OTHER STORES | 28 | 16 | 966 | 798 | 113 | 2 249 | 38 | 27 |
| | NONSTORE RETAILERS* | | | | | | | | |
| 53 PART* | TOTAL | 22 | 4 | 886 | (D) | (D) | (D) | (D) | (D) |

Standard Notes: - Represents zero. (D) Withheld to avoid disclosure. (NA) Not available. (X) Not applicable.
 *Nonstore retailers, part of SIC major group 53, are shown separately in this table.

TABLE 5. Counties With 500 Establishments or More: 1963-Continued

| SIC code | County and kind of business | Establishments | | Sales | | Payroll, entire year (\$1,000) | Payroll, workweek ended nearest Nov. 15 (dollars) | Paid employees, workweek ended nearest Nov. 15 (number) | Active proprietors of unincorporated businesses (number) |
|-----------|--|----------------|-----------------------|-------------------------------------|---------------------------------------|--------------------------------|---|---|--|
| | | Total (number) | With payroll (number) | Total, all establishments (\$1,000) | Establishments with payroll (\$1,000) | | | | |
| | <u>CAMPBELL COUNTY</u> | | | | | | | | |
| | RETAIL TRADE, TOTAL | 817 | 539 | 85 155 | 78 839 | 8 806 | 169 466 | 2 780 | 802 |
| | LUMBER, BUILDING MATERIALS, HARDWARE, FARM EQUIPMENT DEALERS | | | | | | | | |
| | TOTAL | 41 | 25 | 2 696 | 2 460 | 325 | 6 487 | 85 | 39 |
| 52 | LUMBER AND OTHER BUILDING MATERIALS DEALERS | 8 | 6 | 1 085 | 1 075 | 146 | 3 197 | 37 | 4 |
| 522-524 | HEATING, PLUMBING, PAINT, ELECTRICAL STORES | 13 | 9 | 443 | 419 | 69 | 1 254 | 17 | 7 |
| 5251 | HARDWARE STORES | 17 | 7 | 862 | 660 | 83 | 1 519 | 24 | 23 |
| 5252 | FARM EQUIPMENT DEALERS | 3 | 3 | 306 | 306 | 27 | 517 | 7 | 5 |
| | GENERAL MERCHANDISE GROUP STORES* | | | | | | | | |
| 53 PART* | TOTAL | 18 | 18 | 4 422 | 4 422 | 542 | 10 338 | 185 | 13 |
| 531 | DEPARTMENT STORES | 1 | 1 | (D) | (D) | (D) | (D) | (D) | (D) |
| 533 | LIMITED PRICE VARIETY STORES | 8 | 8 | 1 765 | 1 765 | 251 | 4 446 | 107 | 5 |
| 539 | MISCELLANEOUS GENERAL MERCHANDISE STORES | 9 | 9 | (D) | (D) | (D) | (D) | (D) | (D) |
| | FOOD STORES | | | | | | | | |
| 54 | TOTAL | 168 | 110 | 27 015 | 24 793 | 2 015 | 39 557 | 632 | 164 |
| 541 | GROCERY STORES, INCLUDING DELICATESSENS | 126 | 82 | 24 714 | 22 802 | 1 627 | 32 272 | 461 | 130 |
| 542 | MEAT MARKETS, FISH (SEAFOOD) MARKETS | 13 | 5 | 461 | 461 | 46 | 876 | 13 | 14 |
| 543 | FRUIT STORES, VEGETABLE MARKETS | 3 | 1 | 50 | (D) | (D) | (D) | (D) | (D) |
| 544 | CANDY, NUT, CONFECTIONERY STORES | 5 | 5 | 87 | 87 | 15 | 388 | 9 | 2 |
| 545-549 | OTHER FOOD STORES | 21 | 17 | 1 457 | (D) | (D) | (D) | (D) | (D) |
| | AUTOMOTIVE DEALERS | | | | | | | | |
| 55 EX-554 | TOTAL | 49 | 33 | 13 549 | 12 617 | 1 295 | 25 980 | 272 | 37 |
| | GASOLINE SERVICE STATIONS | | | | | | | | |
| 55PT(554) | TOTAL | 68 | 56 | 6 770 | 6 532 | 591 | 11 598 | 191 | 64 |
| | APPAREL, ACCESSORY STORES | | | | | | | | |
| 56 | TOTAL | 36 | 30 | 3 398 | 3 344 | 426 | 6 876 | 171 | 31 |
| 561-567 | MEN'S, BOYS' APPAREL STORES, CUSTOM TAILORS | 8 | 8 | 1 020 | 1 020 | 130 | 2 129 | 58 | 6 |
| 562-3,568 | WOMEN'S CLOTHING, SPECIALTY STORES | 10 | 10 | 1 073 | 1 073 | 155 | 2 360 | 63 | 11 |
| 562 | WOMEN'S READY-TO-WEAR STORES | 6 | 6 | 940 | 940 | 143 | 2 133 | 56 | 7 |
| 563-568 | WOMEN'S ACCESSORY, SPECIALTY STORES, FURRIERS | 4 | 4 | 133 | 133 | 12 | 227 | 7 | 4 |
| 565 | FAMILY CLOTHING STORES | 2 | - | 16 | - | - | - | - | 2 |
| 566 | SHOE STORES | 15 | 11 | (D) | (D) | (D) | (D) | (D) | (D) |
| 564-569 | OTHER APPAREL, ACCESSORY STORES | 1 | 1 | (D) | (D) | (D) | (D) | (D) | (D) |
| | FURNITURE, HOME FURNISHINGS, EQUIPMENT STORES | | | | | | | | |
| 57 | TOTAL | 33 | 23 | 4 241 | 4 015 | 597 | 10 861 | 119 | 36 |
| 571 | FURNITURE, HOME FURNISHINGS STORES | 23 | 15 | 3 707 | 3 511 | 523 | 9 172 | 99 | 26 |
| 572-573 | HOUSEHOLD APPLIANCE, RADIO, TELEVISION, MUSIC STORES | 10 | 8 | 534 | 504 | 74 | 1 689 | 20 | 10 |
| | EATING, DRINKING PLACES | | | | | | | | |
| 58 | TOTAL | 230 | 150 | 9 683 | 8 435 | 1 708 | 34 514 | 711 | 251 |
| 5812 | EATING PLACES | 115 | 67 | 5 377 | 4 717 | 1 114 | 22 914 | 486 | 131 |
| 5813 | DRINKING PLACES (ALCOHOLIC BEVERAGES) | 115 | 83 | 4 306 | 3 718 | 594 | 11 600 | 225 | 120 |
| | DRUG STORES, PROPRIETARY STORES | | | | | | | | |
| 59PT(591) | TOTAL | 28 | 28 | (D) | (D) | (D) | (D) | (D) | (D) |
| 591 | DRUG STORES | 27 | 27 | 4 472 | 4 472 | 468 | 8 325 | 166 | 29 |
| | PROPRIETARY STORES | 1 | 1 | (D) | (D) | (D) | (D) | (D) | (D) |
| | OTHER RETAIL STORES | | | | | | | | |
| 59 EX-591 | TOTAL | 93 | 59 | 7 069 | 6 547 | 780 | 14 059 | 228 | 84 |
| 592 | LIQUOR STORES | 27 | 19 | 3 724 | 3 452 | 243 | 4 543 | 75 | 25 |
| 593 | ANTIQUe STORES, SECONDHAND STORES | 10 | 4 | 205 | 173 | 29 | 509 | 9 | 7 |
| 594 | BOOK, STATIONERY STORES | - | - | - | - | - | - | - | - |
| 595 | SPORTING GOODS STORES, BICYCLE SHOPS | 7 | 1 | 212 | (D) | (D) | (D) | (D) | (D) |
| 596 | FARM, GARDEN SUPPLY STORES, INCLUDING FEED STORES | 4 | 4 | 390 | 390 | 39 | 739 | 14 | 4 |
| 597 | JEWELRY STORES | 9 | 5 | 634 | 588 | 131 | 2 189 | 24 | 9 |
| 598 | FUEL, ICE DEALERS | 7 | 5 | 796 | 784 | 155 | 2 916 | 35 | 3 |
| 599 | OTHER STORES | 29 | 21 | 1 108 | (D) | (D) | (D) | (D) | (D) |
| | NONSTORE RETAILERS* | | | | | | | | |
| 53 PART* | TOTAL | 53 | 7 | (D) | (D) | (D) | (D) | (D) | (D) |

Standard Notes: - Represents zero. (D) Withheld to avoid disclosure. (NA) Not available. (X) Not applicable.
 *Nonstore retailers, part of SIC major group 53, are shown separately in this table.

TABLE 5. Counties With 500 Establishments or More: 1963—Continued

| SIC code | County and kind of business | Establishments | | Sales | | Payroll, entire year (\$1,000) | Payroll, workweek ended nearest Nov. 15 (dollars) | Paid employees, workweek ended nearest Nov. 15 (number) | Active proprietors of unincorporated businesses (number) |
|-------------------------|--|----------------|-----------------------|-------------------------------------|---------------------------------------|--------------------------------|---|---|--|
| | | Total (number) | With payroll (number) | Total, all establishments (\$1,000) | Establishments with payroll (\$1,000) | | | | |
| CHRISTIAN COUNTY | | | | | | | | | |
| | RETAIL TRADE, TOTAL | 523 | 387 | 62 624 | 59 280 | 6 406 | 127 448 | 2 196 | 534 |
| | LUMBER, BUILDING MATERIALS, HARDWARE, FARM EQUIPMENT DEALERS | | | | | | | | |
| 52 | TOTAL | 24 | 22 | 5 981 | 5 937 | 738 | 15 445 | 195 | 15 |
| 521 | LUMBER AND OTHER BUILDING MATERIALS DEALERS | 6 | 6 | 2 106 | 2 106 | 237 | 5 080 | 58 | 4 |
| 522-524 | HEATING, PLUMBING, PAINT, ELECTRICAL STORES | 6 | 4 | 259 | 215 | 34 | 635 | 9 | 4 |
| 5251 | HARDWARE STORES | 6 | 6 | 1 562 | 1 562 | 261 | 5 130 | 74 | 5 |
| 5252 | FARM EQUIPMENT DEALERS | 6 | 6 | 2 054 | 2 054 | 206 | 4 600 | 54 | 2 |
| | GENERAL MERCHANDISE GROUP STORES* | | | | | | | | |
| 53 PART* | TOTAL | 16 | 14 | 4 391 | 4 371 | 601 | 10 924 | 253 | 11 |
| 531 | DEPARTMENT STORES | 2 | 2 | (D) | (D) | (D) | (D) | (D) | (D) |
| 533 | LIMITED PRICE VARIETY STORES | 6 | 6 | 1 071 | 1 071 | 168 | 3 120 | 77 | 3 |
| 539 | MISCELLANEOUS GENERAL MERCHANDISE STORES | 8 | 6 | (D) | (D) | (D) | (D) | (D) | (D) |
| | FOOD STORES | | | | | | | | |
| 54 | TOTAL | 115 | 57 | 13 068 | 11 286 | 714 | 13 407 | 285 | 130 |
| 541 | GROCERY STORES, INCLUDING DELICATESSENS | 106 | 50 | 12 346 | 10 568 | 629 | 11 875 | 248 | 120 |
| 542 | MEAT MARKETS, FISH (SEAFOOD) MARKETS | 1 | 1 | (D) | (D) | (D) | (D) | (D) | (D) |
| 543 | FRUIT STORES, VEGETABLE MARKETS | 1 | 1 | (D) | (D) | (D) | (D) | (D) | (D) |
| 544 | CANDY, NUT, CONFECTIONERY STORES | 3 | 3 | (D) | (D) | (D) | (D) | (D) | (D) |
| 545-549 | OTHER FOOD STORES | 4 | 2 | 348 | (D) | (D) | (D) | (D) | (D) |
| | AUTOMOTIVE DEALERS | | | | | | | | |
| 55 EX.554 | TOTAL | 43 | 21 | 11 466 | 10 934 | 1 111 | 23 911 | 262 | 46 |
| | GASOLINE SERVICE STATIONS | | | | | | | | |
| 55PT(554) | TOTAL | 79 | 67 | 6 087 | 5 613 | 506 | 10 243 | 207 | 89 |
| | APPAREL, ACCESSORY STORES | | | | | | | | |
| 56 | TOTAL | 31 | 31 | 4 413 | 4 413 | 517 | 9 698 | 208 | 34 |
| 561,567 | MEN'S, BOYS' APPAREL STORES, CUSTOM TAILORS | 9 | 9 | 1 053 | 1 053 | 141 | 2 519 | 55 | 13 |
| 562-3,568 | WOMEN'S CLOTHING, SPECIALTY STORES | 8 | 8 | 1 212 | 1 212 | 161 | 3 142 | 63 | 8 |
| 562 | WOMEN'S READY-TO-WEAR STORES | 5 | 5 | (D) | (D) | (D) | (D) | (D) | (D) |
| 563,568 | WOMEN'S ACCESSORY, SPECIALTY STORES, FURRIERS | 3 | 3 | (D) | (D) | (D) | (D) | (D) | (D) |
| 565 | FAMILY CLOTHING STORES | 5 | 5 | 1 366 | 1 366 | 143 | 2 723 | 61 | 4 |
| 566 | SHOE STORES | 8 | 8 | (D) | (D) | (D) | (D) | (D) | (D) |
| 564,569 | OTHER APPAREL, ACCESSORY STORES | 1 | 1 | (D) | (D) | (D) | (D) | (D) | (D) |
| | FURNITURE, HOME FURNISHINGS, EQUIPMENT STORES | | | | | | | | |
| 57 | TOTAL | 20 | 18 | 2 355 | 2 325 | 392 | 8 016 | 104 | 11 |
| 571 | FURNITURE, HOME FURNISHINGS STORES | 8 | 8 | 1 450 | 1 450 | 283 | 5 885 | 71 | 1 |
| 572,573 | HOUSEHOLD APPLIANCE, RADIO, TELEVISION, MUSIC STORES | 12 | 10 | 905 | 875 | 109 | 2 131 | 33 | 10 |
| | EATING, DRINKING PLACES | | | | | | | | |
| 58 | TOTAL | 104 | 78 | 3 463 | 3 103 | 645 | 12 235 | 342 | 112 |
| 5812 | EATING PLACES | 85 | 63 | 2 948 | 2 714 | 568 | 10 753 | 303 | 92 |
| 5813 | DRINKING PLACES (ALCOHOLIC BEVERAGES) | 19 | 15 | 515 | 389 | 77 | 1 482 | 39 | 20 |
| | DRUG STORES, PROPRIETARY STORES | | | | | | | | |
| 59PT(591) | TOTAL | 12 | 12 | 1 372 | 1 372 | 230 | 4 194 | 60 | 5 |
| 591 | DRUG STORES | 12 | 12 | 1 372 | 1 372 | 230 | 4 194 | 60 | 5 |
| | PROPRIETARY STORES | - | - | - | - | - | - | - | - |
| | OTHER RETAIL STORES | | | | | | | | |
| 59 EX.591 | TOTAL | 69 | 61 | 7 811 | 7 761 | 747 | 15 306 | 221 | 76 |
| 592 | LIQUOR STORES | 24 | 24 | 4 871 | 4 871 | 301 | 5 789 | 81 | 26 |
| 593 | ANTIQUA STORES, SECONDHAND STORES | 17 | 11 | 946 | 914 | 145 | 3 250 | 43 | 24 |
| 594 | BOOK, STATIONERY STORES | - | - | - | - | - | - | - | - |
| 595 | SPORTING GOODS STORES, BICYCLE SHOPS | 1 | 1 | (D) | (D) | (D) | (D) | (D) | (D) |
| 596 | FARM, GARDEN SUPPLY STORES, INCLUDING FEEO STORES | 6 | 6 | 727 | 727 | 82 | 1 653 | 22 | 2 |
| 597 | JEWELRY STORES | 6 | 4 | 327 | 309 | 35 | 688 | 14 | 10 |
| 598 | FUEL, ICE DEALERS | 1 | 1 | (D) | (D) | (D) | (D) | (D) | (D) |
| 599 | OTHER STORES | 14 | 14 | (D) | (D) | (D) | (D) | (D) | (D) |
| | NONSTORE RETAILERS* | | | | | | | | |
| 53 PART* | TOTAL | 10 | 6 | 2 217 | 2 165 | 205 | 4 069 | 59 | 5 |

Standard Notes: - Represents zero. (D) Withheld to avoid disclosure. (NA) Not available. (X) Not applicable.
 *Nonstore retailers, part of SIC major group 53, are shown separately in this table.

TABLE 5. Counties With 500 Establishments or More: 1963-Continued

| SIC code | County and kind of business | Establishments | | Sales | | Payroll, entire year (\$1,000) | Payroll, workweek ended nearest Nov. 15 (dollars) | Paid employees, workweek ended nearest Nov. 15 (number) | Active proprietors of unincorporated businesses (number) |
|-----------------------|--|----------------|-----------------------|-------------------------------------|---------------------------------------|--------------------------------|---|---|--|
| | | Total (number) | With payroll (number) | Total, all establishments (\$1,000) | Establishments with payroll (\$1,000) | | | | |
| DAVIESS COUNTY | | | | | | | | | |
| | RETAIL TRADE, TOTAL | 656 | 482 | 92 186 | 88 282 | 10 156 | 199 609 | 3 302 | 594 |
| | LUMBER, BUILDING MATERIALS, HARWARE, FARM EQUIPMENT DEALERS | | | | | | | | |
| 52 | TOTAL | 35 | 27 | 5 683 | 5 395 | 684 | 13 358 | 172 | 30 |
| 521 | LUMBER AND OTHER BUILDING MATERIALS DEALERS | 11 | 9 | 3 289 | 3 211 | 436 | 8 413 | 99 | 11 |
| 522-524 | HEATING, PLUMBING, PAINT, ELECTRICAL STORES | 8 | 8 | 654 | 554 | 82 | 1 876 | 27 | 5 |
| 5251 | HARDWARE STORES | 13 | 7 | 1 063 | 953 | 108 | 2 030 | 33 | 13 |
| 5252 | FARM EQUIPMENT DEALERS | 3 | 3 | 677 | 677 | 58 | 1 030 | 13 | 1 |
| | GENERAL MERCHANDISE GROUP STORES* | | | | | | | | |
| 53 PART* | TOTAL | 25 | 23 | 12 420 | 12 418 | 1 888 | 36 757 | 631 | 18 |
| 531 | DEPARTMENT STORES | 3 | 3 | 8 440 | 8 440 | 1 396 | 27 657 | 403 | - |
| 533 | LIMITED PRICE VARIETY STORES | 8 | 8 | 3 258 | 3 258 | 441 | 8 034 | 205 | 4 |
| 539 | MISCELLANEOUS GENERAL MERCHANDISE STORES | 14 | 12 | 722 | 720 | 51 | 1 066 | 23 | 14 |
| | FOOD STORES | | | | | | | | |
| 54 | TOTAL | 116 | 58 | 21 348 | 19 328 | 1 428 | 26 566 | 466 | 110 |
| 541 | GROCERY STORES, INCLUDING DELICATESSENS | 105 | 49 | 20 667 | 18 659 | 1 311 | 24 497 | 428 | 101 |
| 542 | MEAT MARKETS, FISH (SEAFOOD) MARKETS | - | - | - | - | - | - | - | - |
| 543 | FRUIT STORES, VEGETABLE MARKETS | 3 | 1 | (0) | (0) | (0) | (0) | (0) | (0) |
| 544 | CANDY, NUT, CONFECTIONERY STORES | 3 | 3 | (0) | (0) | (0) | (0) | (0) | (0) |
| 545-549 | OTHER FOOD STORES | 5 | 5 | 540 | 540 | 96 | 1 672 | 29 | 4 |
| | AUTOMOTIVE DEALERS | | | | | | | | |
| 55 EX.554 | TOTAL | 52 | 32 | 17 719 | 17 405 | 1 564 | 32 534 | 334 | 41 |
| | GASOLINE SERVICE STATIONS | | | | | | | | |
| 55PT(554) | TOTAL | 76 | 64 | 5 545 | 5 041 | 484 | 9 606 | 178 | 77 |
| | APPAREL, ACCESSORY STORES | | | | | | | | |
| 56 | TOTAL | 47 | 43 | 6 017 | 5 993 | 756 | 13 905 | 286 | 26 |
| 561,567 | MEN'S, BOYS' APPAREL STORES, CUSTOM TAILORS | 7 | 7 | 722 | 722 | 81 | 1 297 | 23 | 6 |
| 562-3,568 | WOMEN'S CLOTHING, SPECIALTY STORES | 17 | 17 | 1 769 | 1 761 | 282 | 4 895 | 97 | 6 |
| 562 | WOMEN'S READY-TO-WEAR STORES | 12 | 12 | 1 617 | 1 617 | 259 | 4 587 | 90 | 4 |
| 563,568 | WOMEN'S ACCESSORY, SPECIALTY STORES, FURRIERS | 5 | 5 | 152 | 144 | 23 | 308 | 7 | 2 |
| 565 | FAMILY CLOTHING STORES | 7 | 5 | 2 399 | 2 391 | 257 | 5 282 | 106 | 4 |
| 566 | SHOE STORES | 12 | 10 | 899 | 891 | 106 | 1 875 | 45 | 7 |
| 564,569 | OTHER APPAREL, ACCESSORY STORES | 4 | 4 | 228 | 228 | 30 | 556 | 15 | 3 |
| | FURNITURE, HOME FURNISHINGS, EQUIPMENT STORES | | | | | | | | |
| 57 | TOTAL | 41 | 31 | 4 962 | 4 882 | 670 | 13 012 | 190 | 36 |
| 571 | FURNITURE, HOME FURNISHINGS STORES | 30 | 20 | 3 130 | 3 050 | 409 | 8 278 | 114 | 28 |
| 572,573 | HOUSEHOLD APPLIANCE, RADIO, TELEVISION, MUSIC STORES | 11 | 11 | 1 832 | 1 832 | 261 | 4 734 | 76 | 8 |
| | EATING, DRINKING PLACES | | | | | | | | |
| 58 | TOTAL | 121 | 105 | 6 162 | 5 858 | 1 211 | 26 043 | 596 | 120 |
| 5812 | EATING PLACES | 94 | 82 | 4 782 | 4 648 | 1 055 | 22 634 | 527 | 92 |
| 5813 | DRINKING PLACES (ALCOHOLIC BEVERAGES) | 27 | 23 | 1 380 | 1 210 | 156 | 3 409 | 69 | 28 |
| | DRUG STORES, PROPRIETARY STORES | | | | | | | | |
| 59PT(591) | TOTAL | 23 | 21 | 3 660 | 3 618 | 501 | 9 225 | 151 | 24 |
| 591 | DRUG STORES | 17 | 17 | 3 440 | 3 440 | 477 | 8 802 | 142 | 17 |
| | PROPRIETARY STORES | 6 | 4 | 220 | 178 | 24 | 423 | 9 | 7 |
| | OTHER RETAIL STORES | | | | | | | | |
| 59 EX.591 | TOTAL | 97 | 71 | 7 221 | 6 995 | 816 | 15 818 | 261 | 93 |
| 592 | LIQUOR STORES | 14 | 14 | 1 862 | 1 832 | 120 | 2 704 | 46 | 14 |
| 593 | ANTIQUA STORES, SECONDHAND STORES | 19 | 11 | 355 | 319 | 60 | 1 114 | 22 | 18 |
| 594 | BOOK, STATIONERY STORES | 4 | - | 36 | - | - | - | - | 4 |
| 595 | SPORTING GOODS STORES, BICYCLE SHOPS | 7 | 5 | 430 | 408 | 47 | 926 | 15 | 6 |
| 596 | FARM, GARDEN SUPPLY STORES, INCLUDING FEEO STORES | 12 | 6 | 1 337 | 1 271 | 87 | 1 783 | 25 | 16 |
| 597 | JEWELRY STORES | 10 | 10 | 1 580 | 1 580 | 233 | 4 425 | 69 | 5 |
| 598 | FUEL, ICE DEALERS | 7 | 5 | 562 | 560 | 126 | 2 633 | 42 | 5 |
| 599 | OTHER STORES | 24 | 20 | 1 059 | 1 025 | 143 | 2 233 | 42 | 25 |
| | NONSTORE RETAILERS* | | | | | | | | |
| 53 PART* | TOTAL | 23 | 7 | 1 449 | 1 349 | 154 | 2 785 | 37 | 19 |

Standard Notes: - Represents zero. (D) Withheld to avoid disclosure. (NA) Not available. (X) Not applicable. *Revised.
 *Nonstore retailers, part of SIC major group 53, are shown separately in this table.

TABLE 5. Counties With 500 Establishments or More: 1963-Continued

| SIC code | County and kind of business | Establishments | | Sales | | Payroll, entire year (\$1,000) | Payroll, workweek ended nearest Nov. 15 (dollars) | Paid employees, workweek ended nearest Nov. 15 (number) | Active proprietors of unincorporated businesses (number) |
|-----------|---|----------------|-----------------------|-------------------------------------|---------------------------------------|--------------------------------|---|---|--|
| | | Total (number) | With payroll (number) | Total, all establishments (\$1,000) | Establishments with payroll (\$1,000) | | | | |
| | <u>FAYETTE COUNTY</u> (COEXTENSIVE WITH LEXINGTON SMSA, SEE TABLE 4) | | | | | | | | |
| | <u>JEFFERSON COUNTY</u> | | | | | | | | |
| | RETAIL TRADE, TOTAL | 5 033 | 3 759 | 852 174 | 825 138 | 101 314 | 1 984 157 | 32 129 | 4 402 |
| | LUMBER, BUILDING MATERIALS, HARDWARE, FARM EQUIPMENT DEALERS | | | | | | | | |
| 52 | TOTAL | 213 | 153 | 30 583 | 29 261 | 4 100 | 77 745 | 850 | 176 |
| 521 | LUMBER YARDS | 26 | 22 | 12 345 | 12 177 | 1 521 | 28 044 | 246 | 15 |
| | BUILDING MATERIALS DEALERS | 27 | 19 | 3 583 | 3 323 | 616 | 12 233 | 130 | 21 |
| 522 | HEATING, PLUMBING EQUIPMENT DEALERS | 13 | 7 | (D) | (D) | (D) | (D) | (D) | (D) |
| 523 | PAINT, GLASS, WALLPAPER STORES | 31 | 27 | 2 494 | 2 474 | 556 | 11 296 | 119 | 10 |
| 524 | ELECTRICAL SUPPLY STORES | 7 | 1 | (D) | (D) | (D) | (D) | (D) | (D) |
| 5251 | HARDWARE STORES | 102 | 70 | 6 866 | 6 100 | 709 | 13 353 | 209 | 105 |
| 5252 | FARM EQUIPMENT DEALERS | 7 | 7 | 3 252 | 3 252 | 322 | 5 959 | 69 | 4 |
| | GENERAL MERCHANDISE GROUP STORES* | | | | | | | | |
| 53 PART* | TOTAL | 168 | 138 | 135 034 | 134 688 | 19 951 | 395 564 | 7 264 | 87 |
| 531 | DEPARTMENT STORES | 23 | 23 | (D) | (D) | (D) | (D) | (D) | (D) |
| 533 | LIMITED PRICE VARIETY STORES | 83 | 67 | 18 326 | 18 112 | 3 034 | 55 934 | 1 306 | 45 |
| 539 | GENERAL MERCHANDISE STORES | 44 | 32 | 6 264 | 6 138 | 1 016 | 23 241 | 316 | 31 |
| | DRY GOODS STORES | 12 | 12 | (D) | (D) | (D) | (D) | (D) | (D) |
| | SEWING, NEEDLEWORK STORES | 6 | 4 | (D) | (D) | (D) | (D) | (D) | (D) |
| | FOOD STORES | | | | | | | | |
| 54 | TOTAL | 841 | 563 | 190 320 | 181 918 | 13 633 | 265 676 | 4 273 | 778 |
| 541 | GROCERY STORES, INCLUDING DELICATESSENS | 642 | 416 | 179 202 | 172 006 | 12 048 | 233 789 | 3 607 | 600 |
| 542 | MEAT MARKETS | 20 | 20 | (D) | (D) | (D) | (D) | (D) | (D) |
| | FISH (SEAFOOD) MARKETS | 9 | 9 | (D) | (D) | (D) | (D) | (D) | (D) |
| 543 | FRUIT STORES, VEGETABLE MARKETS | 34 | 14 | 1 389 | 651 | 56 | 1 380 | 30 | 37 |
| 544 | CANDY, NUT, CONFECTIONERY STORES | 26 | 14 | 773 | (D) | (D) | (D) | (D) | (D) |
| 545 | DAIRY PRODUCTS STORES | 31 | 25 | 1 759 | 1 705 | 209 | 4 234 | 112 | 12 |
| 546 | RETAIL BAKERIES | 68 | 58 | 3 493 | 3 319 | 902 | 17 367 | 331 | 73 |
| 5462 | RETAIL BAKERIES, MANUFACTURING | 52 | 50 | (D) | (D) | (D) | (D) | (D) | (D) |
| 5463 | RETAIL BAKERIES, NONMANUFACTURING | 16 | 8 | (D) | (D) | (D) | (D) | (D) | (D) |
| 549 | EGG AND POULTRY DEALERS | 5 | 3 | 421 | 375 | 32 | 473 | 10 | 5 |
| | OTHER | 6 | 4 | 186 | 180 | 28 | 569 | 9 | 3 |
| | AUTOMOTIVE DEALERS | | | | | | | | |
| 55 EX-554 | TOTAL | 301 | 185 | 167 294 | 163 472 | 15 537 | 305 186 | 2 736 | 214 |
| 551 | PASSENGER CAR DEALERS, FRANCHISED | 39 | 39 | 127 872 | 127 872 | 11 579 | 230 356 | 1 939 | 5 |
| | DOMESTIC CAR DEALERS | 29 | 29 | 110 692 | 110 692 | 9 765 | 195 813 | 1 602 | 5 |
| | IMPORTED CAR DEALERS | 4 | 4 | (D) | (D) | (D) | (D) | (D) | (D) |
| | DOMESTIC AND IMPORTED CAR DEALERS | 6 | 6 | (D) | (D) | (D) | (D) | (D) | (D) |
| 552 | PASSENGER CAR DEALERS, NONFRANCHISED | 145 | 55 | 19 937 | 16 999 | 1 420 | 23 706 | 262 | 134 |
| 553 | TIRE, BATTERY, ACCESSORY DEALERS | 72 | 56 | 10 431 | 10 133 | 1 661 | 33 662 | 321 | 52 |
| | HOME AND AUTO SUPPLY STORES | 19 | 19 | 4 519 | 4 519 | 580 | 11 402 | 149 | 1 |
| 559 | MISCELLANEOUS AIRCRAFT, MARINE, AUTOMOTIVE DEALERS | 26 | 16 | 4 535 | 3 949 | 297 | 6 060 | 65 | 22 |
| | AIRCRAFT, BOAT, MOTORCYCLE DEALERS | 10 | 6 | 1 119 | 1 091 | 135 | (D) | (D) | (D) |
| | HOUSEHOLD TRAILER DEALERS | 12 | 10 | 3 306 | (D) | (D) | (D) | (D) | (D) |
| | OTHER AUTOMOTIVE DEALERS | 4 | - | 110 | (D) | (D) | - | - | 4 |
| | GASOLINE SERVICE STATIONS | | | | | | | | |
| 55PT(554) | TOTAL | 608 | 538 | 57 865 | 55 551 | 5 340 | 111 509 | 1 802 | 558 |
| | APPAREL, ACCESSORY STORES | | | | | | | | |
| 56 | TOTAL | 323 | 287 | 45 933 | 45 299 | 7 128 | 131 788 | 2 624 | 227 |
| 561,567 | MEN'S, BOYS' APPAREL STORES, CUSTOM TAILORS | 54 | 48 | 12 822 | 12 500 | 2 244 | 41 714 | 776 | 40 |
| 561 | MEN'S, BOYS' CLOTHING AND FURNISHINGS STORES | 46 | 44 | 12 374 | 12 112 | 2 144 | 39 977 | 740 | 32 |
| 567 | CUSTOM TAILORS | 8 | 4 | 448 | 388 | 100 | 1 737 | 36 | 8 |
| 562-3,568 | WOMEN'S CLOTHING, SPECIALTY STORES | 118 | 102 | 18 167 | 18 045 | 2 883 | 52 683 | 1 125 | 88 |
| 562 | WOMEN'S READY-TO-WEAR STORES | 74 | 68 | 15 101 | 15 049 | 2 466 | 45 269 | 943 | 48 |
| 563,568 | WOMEN'S ACCESSORY, SPECIALTY STORES, FURRIERS | 44 | 34 | (D) | (D) | (D) | (D) | (D) | (D) |
| 563 | MILLINERY STORES | 6 | 6 | 296 | 296 | 44 | 922 | 26 | 5 |
| | CORSET, LINGERIE STORES | 2 | - | 19 | (D) | (D) | - | - | 2 |
| | HOSIERY STORES | 3 | 1 | (D) | (D) | (D) | (D) | (D) | (D) |
| | APPAREL, ACCESSORY, OTHER SPECIALTY STORES | 19 | 19 | (D) | (D) | (D) | (D) | (D) | (D) |
| 568 | FURRIERS, FUR SHOPS | 14 | 8 | (D) | (D) | (D) | (D) | (D) | (D) |

Standard Notes: - Represents zero. (D) Withheld to avoid disclosure. (NA) Not available. (X) Not applicable.
*Nonstore retailers, part of SIC major group 53, are shown separately in this table.

TABLE 5. Counties With 500 Establishments or More: 1963—Continued

| SIC code | County and kind of business | Establishments | | Sales | | Payroll, entire year (\$1,000) | Payroll, workweek ended nearest Nov. 15 (dollars) | Paid employees, workweek ended nearest Nov. 15 (number) | Active proprietors of unincorporated businesses (number) |
|---|---|----------------|-----------------------|-------------------------------------|---------------------------------------|--------------------------------|---|---|--|
| | | Total (number) | With payroll (number) | Total, all establishments (\$1,000) | Establishments with payroll (\$1,000) | | | | |
| JEFFERSON COUNTY--CONTINUED | | | | | | | | | |
| APPAREL; ACCESSORY STORES--CONTINUED | | | | | | | | | |
| 565 | FAMILY CLOTHING STORES | 50 | 40 | 6 568 | 6 392 | 767 | 14 477 | 314 | 48 |
| 566 | SHOE STORES | 95 | 91 | 7 629 | 7 615 | 1 132 | 21 208 | 373 | 47 |
| | MEN'S SHOE STORES | 14 | 14 | (D) | (D) | (D) | (D) | (D) | (D) |
| | WOMEN'S SHOE STORES | 32 | 32 | 3 060 | 3 060 | 468 | 8 852 | 149 | 18 |
| | CHILDREN'S, JUVENILE'S SHOE STORES | 2 | 2 | (D) | (D) | (D) | (D) | (D) | (D) |
| | FAMILY SHOE STORES | 47 | 43 | 3 447 | 3 433 | 509 | 9 596 | 184 | 24 |
| 564 | CHILDREN'S, INFANTS' WEAR STORES | 5 | 5 | (D) | (D) | (D) | (D) | (D) | (D) |
| 569 | MISCELLANEOUS APPAREL; ACCESSORY STORES | 1 | 1 | (D) | (D) | (D) | (D) | (D) | (D) |
| FURNITURE; HOME FURNISHINGS; EQUIPMENT STORES | | | | | | | | | |
| 57 | TOTAL | 239 | 181 | 38 172 | 37 096 | 6 122 | 112 501 | 1 281 | 170 |
| 571 | FURNITURE; HOME FURNISHINGS STORES | 147 | 103 | 23 751 | 22 893 | 4 073 | 74 421 | 810 | 105 |
| 5712 | FURNITURE STORES | 104 | 76 | 19 326 | 18 772 | 3 220 | 58 924 | 623 | 73 |
| 5713 | FLOOR COVERING STORES | 23 | 15 | 2 989 | 2 761 | 550 | 10 084 | 102 | 18 |
| 5714 | DRAPERY; CURTAIN; UPHOLSTERY STORES | 10 | 4 | (D) | (D) | (D) | (D) | (D) | (D) |
| 5715 | CHINA; GLASSWARE; METALWARE STORES | 5 | 5 | (D) | (D) | (D) | (D) | (D) | (D) |
| 5719 | MISCELLANEOUS HOME FURNISHINGS STORES | 5 | 3 | 218 | 170 | 45 | 806 | 12 | 4 |
| 572 | HOUSEHOLD APPLIANCE STORES | 50 | 44 | 8 898 | 8 768 | 1 059 | 18 908 | 221 | 33 |
| 5732 | RADIO; TELEVISION STORES | 18 | 18 | (D) | (D) | (D) | (D) | (D) | (D) |
| 5733 | MUSIC STORES | 24 | 16 | (D) | (D) | (D) | (D) | (D) | (D) |
| | RECORD SHOPS | 7 | 5 | (D) | (D) | (D) | (D) | (D) | (D) |
| | MUSICAL INSTRUMENT STORES | 17 | 11 | (D) | (D) | (D) | (D) | (D) | (D) |
| EATING; DRINKING PLACES | | | | | | | | | |
| 58 | TOTAL | 1 100 | 882 | 69 145 | 65 763 | 14 616 | 301 211 | 6 872 | 1 093 |
| 5812 | EATING PLACES | 679 | 565 | 50 276 | 48 782 | 12 099 | 249 043 | 5 744 | 618 |
| | RESTAURANTS; LUNCHROOMS | 482 | 406 | 35 064 | 34 106 | 8 504 | 165 319 | 3 905 | 431 |
| | CAFETERIAS | 45 | 45 | 6 687 | 6 687 | 1 844 | 36 837 | 687 | 41 |
| | REFRESHMENT PLACES | 109 | 83 | 4 451 | 4 147 | 813 | 25 666 | 627 | 106 |
| | CATERERS | 43 | 31 | 4 074 | 3 842 | 938 | 21 221 | 355 | 40 |
| 5813 | DRINKING PLACES (ALCOHOLIC BEVERAGES) | 421 | 317 | 18 869 | 16 981 | 2 517 | 52 168 | 1 128 | 475 |
| DRUG STORES; PROPRIETARY STORES | | | | | | | | | |
| 59PT(591) | TOTAL | 226 | 212 | 39 333 | 38 943 | 5 371 | 97 200 | 1 757 | 166 |
| 591 | DRUG STORES | 216 | 204 | (D) | (D) | (D) | (D) | (D) | (D) |
| | PROPRIETARY STORES | 10 | 8 | (D) | (D) | (D) | (D) | (D) | (D) |
| OTHER RETAIL STORES | | | | | | | | | |
| 59 EX.591 | TOTAL | 752 | 556 | 55 446 | 52 012 | 6 278 | 120 920 | 1 880 | 706 |
| 592 | LIQUOR STORES | 233 | 213 | 24 250 | 23 302 | 1 481 | 30 046 | 563 | 260 |
| 593 | ANTIQUARIAN; SECONDHAND STORES | 128 | 72 | 4 413 | 3 859 | 654 | 13 038 | 191 | 133 |
| 5932 | ANTIQUARIAN STORES | 22 | 6 | 650 | 496 | 144 | 3 035 | 37 | 24 |
| 5933 | SECONDHAND STORES | 106 | 66 | 3 763 | 3 363 | 510 | 10 003 | 154 | 109 |
| 594 | BOOK; STATIONERY STORES | 15 | 13 | (D) | (D) | (D) | (D) | (D) | (D) |
| 5942 | BOOK STORES | 5 | 3 | 450 | (D) | (D) | (D) | (D) | (D) |
| 5943 | STATIONERY STORES | 10 | 10 | (D) | (D) | (D) | (D) | (D) | (D) |
| 595 | SPORTING GOODS STORES; BICYCLE SHOPS | 30 | 20 | 2 077 | 1 919 | 256 | 5 530 | 97 | 20 |
| 5952 | SPORTING GOODS STORES | 23 | 15 | (D) | (D) | (D) | (D) | (D) | (D) |
| 5953 | BICYCLE SHOPS | 7 | 5 | (D) | (D) | (D) | (D) | (D) | (D) |
| 5962 | HAY; GRAIN; FEED STORES | 15 | 13 | 2 389 | 2 361 | 155 | 2 888 | 43 | 12 |
| 5969 | OTHER FARM SUPPLY STORES | - | - | - | - | - | - | - | - |
| | GARDEN SUPPLY STORES | 4 | 4 | (D) | (D) | (D) | (D) | (D) | (D) |
| 597 | JEWELRY STORES | 52 | 38 | 5 313 | 5 051 | 850 | 15 616 | 221 | 43 |
| 598 | FUEL; ICE DEALERS | 34 | 18 | 2 935 | 2 767 | 406 | 7 888 | 105 | 29 |
| 5982 | COAL AND WOOD DEALERS | 17 | 9 | 1 708 | 1 590 | 203 | 3 999 | 57 | 15 |
| | ICE DEALERS | 8 | 2 | 322 | (D) | (D) | (D) | (D) | (D) |
| 5983 | FUEL OIL DEALERS | 4 | 2 | 98 | (D) | (D) | (D) | (D) | (D) |
| 5984 | BOTTLED GAS DEALERS | 5 | 5 | 807 | 807 | 154 | 2 766 | 32 | 1 |
| 5992 | FLORISTS | 64 | 44 | 2 448 | 2 176 | 347 | 6 130 | 119 | 69 |
| 5993 | CIGAR STORES; STANDS | 12 | 6 | (D) | (D) | (D) | (D) | (D) | (D) |
| 5994 | NEWS DEALERS; NEWSSTANDS | 7 | 1 | (D) | (D) | (D) | (D) | (D) | (D) |
| 5996 | CAMERA; PHOTOGRAPHIC SUPPLY STORES | 6 | 6 | (D) | (D) | (D) | (D) | (D) | (D) |
| 5997 | GIFT; NOVELTY; SOUVENIR SHOPS | 19 | 13 | 710 | (D) | (D) | (D) | (D) | (D) |
| 5998 | OPTICAL GOODS STORES | 58 | 56 | 2 891 | 2 841 | 811 | 16 082 | 177 | 34 |
| 5999 | TYPEWRITER STORES | 3 | 3 | (D) | (D) | (D) | (D) | (D) | (D) |
| | LUGGAGE; LEATHER GOODS STORES | 4 | 4 | 506 | 500 | 90 | 1 445 | 19 | - |
| | Hobby; Toy; Game Shops | 14 | 10 | 763 | (D) | (D) | (D) | (D) | (D) |
| | RELIGIOUS GOODS STORES | - | - | 20 | - | - | - | - | - |
| | PET SHOPS | 9 | 3 | (D) | (D) | (D) | (D) | (D) | (D) |
| | OTHER | 45 | 19 | 2 145 | (D) | (D) | (D) | (D) | (D) |
| NONSTORE RETAILERS* | | | | | | | | | |
| 53 PART* | TOTAL | 262 | 64 | 23 049 | 21 135 | 3 238 | 64 857 | 790 | 227 |
| 532 | MAIL-ORDER HOUSES | 6 | 4 | 733 | 725 | 101 | 2 760 | 43 | 3 |
| 534 | MERCHANDISE VENDING MACHINE OPERATORS | 46 | 24 | (D) | (D) | (D) | (D) | (D) | (D) |
| 535 | DIRECT SELLING (HOUSE-TO-HOUSE) ORGANIZATIONS | 210 | 36 | (D) | (D) | (D) | (D) | (D) | (D) |

Standard Notes: - Represents zero. (D) Withheld to avoid disclosure. (NA) Not available. (X) Not applicable.
 *Nonstore retailers, part of SIC major group 53, are shown separately in this table.

TABLE 5. Counties With 500 Establishments or More: 1963-Continued

| SIC code | County and kind of business | Establishments | | Sales | | Payroll, entire year (\$1,000) | Payroll, workweek ended nearest Nov. 15 (dollars) | Paid employees, workweek ended nearest Nov. 15 (number) | Active proprietors of unincorporated businesses (number) |
|----------------------|--|----------------|-----------------------|-------------------------------------|---------------------------------------|--------------------------------|---|---|--|
| | | Total (number) | With payroll (number) | Total, all establishments (\$1,000) | Establishments with payroll (\$1,000) | | | | |
| KENTON COUNTY | | | | | | | | | |
| | RETAIL TRADE, TOTAL | 1 101 | 765 | 136 138 | 128 232 | 14 910 | 285 762 | 4 650 | 1 057 |
| | LUMBER, BUILDING MATERIALS, HARDWARE, FARM EQUIPMENT DEALERS | | | | | | | | |
| | TOTAL | 55 | 45 | 8 209 | 7 733 | 1 314 | 24 324 | 266 | 40 |
| 52 | LUMBER AND OTHER BUILDING MATERIALS DEALERS | 11 | 11 | 3 383 | 3 383 | 501 | 8 472 | 96 | 4 |
| 522-524 | HEATING, PLUMBING, PAINT, ELECTRICAL STORES | 23 | 15 | 2 924 | 2 494 | 579 | 11 561 | 108 | 16 |
| 5251 | HARDWARE STORES | 18 | 16 | 1 184 | 1 138 | 136 | 2 500 | 44 | 19 |
| 5252 | FARM EQUIPMENT DEALERS | 3 | 3 | 718 | 718 | 98 | 1 791 | 18 | 1 |
| | GENERAL MERCHANDISE GROUP STORES* | | | | | | | | |
| | TOTAL | 20 | 18 | 11 076 | 11 070 | 1 267 | 30 569 | 575 | 18 |
| 53 PART* | DEPARTMENT STORES | 3 | 3 | 6 962 | 6 962 | 647 | 19 234 | 334 | - |
| 533 | LIMITED PRICE VARIETY STORES | 12 | 10 | 3 540 | 3 534 | 585 | 10 659 | 225 | 12 |
| 539 | MISCELLANEOUS GENERAL MERCHANDISE STORES | 5 | 5 | 574 | 574 | 35 | 676 | 16 | 6 |
| | FOOD STORES | | | | | | | | |
| | TOTAL | 283 | 169 | 39 798 | 35 962 | 2 757 | 51 333 | 854 | 302 |
| 54 | GROCERY STORES, INCLUDING DELICATESSENS | 237 | 143 | 37 700 | 34 386 | 2 452 | 45 730 | 740 | 253 |
| 542 | MEAT MARKETS, FISH (SEAFOOD) MARKETS | 13 | 7 | 731 | 503 | 40 | 780 | 12 | 18 |
| 543 | FRUIT STORES, VEGETABLE MARKETS | - | - | - | - | - | - | - | - |
| 544 | CANDY, NUT, CONFECTIONERY STORES | 14 | 6 | 329 | (D) | (D) | (D) | (D) | (D) |
| 545-549 | OTHER FOOD STORES | 19 | 13 | 1 038 | (O) | (O) | (O) | (D) | (O) |
| | AUTOMOTIVE DEALERS | | | | | | | | |
| | TOTAL | 61 | 45 | 24 040 | 23 670 | 2 156 | 40 400 | 386 | 50 |
| | GASOLINE SERVICE STATIONS | | | | | | | | |
| | TOTAL | 94 | 82 | 10 019 | 9 365 | 885 | 16 057 | 260 | 93 |
| | APPAREL, ACCESSORY STORES | | | | | | | | |
| | TOTAL | 35 | 31 | 3 479 | 3 425 | 398 | 7 491 | 155 | 32 |
| 561,567 | MEN'S, BOYS' APPAREL STORES, CUSTOM TAILORS | 6 | 6 | 435 | 435 | 53 | 776 | 15 | 5 |
| 562-3,568 | WOMEN'S CLOTHING, SPECIALTY STORES | 11 | 9 | 976 | 954 | 112 | 1 792 | 46 | 12 |
| 562 | WOMEN'S READY-TO-WEAR STORES | 6 | 6 | 801 | 801 | 99 | 1 492 | 38 | 7 |
| 563,568 | WOMEN'S ACCESSORY, SPECIALTY STORES, FURRIERS | 5 | 3 | 175 | 153 | 13 | 300 | 8 | 5 |
| 565 | FAMILY CLOTHING STORES | 6 | 6 | 1 074 | 1 074 | 115 | 2 477 | 54 | 6 |
| 566 | SHOE STORES | 9 | 9 | (O) | (O) | (O) | (O) | (D) | (O) |
| 564,569 | OTHER APPAREL, ACCESSORY STORES | 3 | 1 | (O) | (D) | (D) | (D) | (O) | (D) |
| | FURNITURE, HOME FURNISHINGS, EQUIPMENT STORES | | | | | | | | |
| | TOTAL | 53 | 29 | 5 885 | 5 465 | 790 | 13 684 | 145 | 50 |
| 571 | FURNITURE, HOME FURNISHINGS STORES | 37 | 19 | 4 612 | 4 252 | 619 | 10 336 | 106 | 37 |
| 572,573 | HOUSEHOLD APPLIANCE, RADIO, TELEVISION, MUSIC STORES | 16 | 10 | 1 273 | 1 213 | 171 | 3 348 | 39 | 13 |
| | EATING, DRINKING PLACES | | | | | | | | |
| | TOTAL | 259 | 203 | 15 139 | 14 227 | 3 154 | 59 841 | 1 368 | 250 |
| 5812 | EATING PLACES | 124 | 94 | 9 513 | 9 063 | 2 341 | 41 881 | 952 | 107 |
| 5813 | DRINKING PLACES (ALCOHOLIC BEVERAGES) | 135 | 109 | 5 626 | 5 164 | 813 | 17 960 | 416 | 143 |
| | DRUG STORES, PROPRIETARY STORES | | | | | | | | |
| | TOTAL | 46 | 44 | 6 910 | 6 770 | 765 | 15 508 | 265 | 47 |
| 59PT(591) | DRUG STORES | 45 | 43 | (O) | (O) | (O) | (D) | (D) | (O) |
| 591 | PROPRIETARY STORES | 1 | 1 | (O) | (D) | (O) | (D) | (D) | (O) |
| | OTHER RETAIL STORES | | | | | | | | |
| | TOTAL | 137 | 91 | 10 094 | 9 558 | 1 292 | 24 174 | 332 | 119 |
| 592 | LIQUOR STORES | 36 | 32 | 3 723 | 3 663 | 270 | 5 227 | 96 | 35 |
| 593 | ANTIQUA STORES, SECONOHAND STORES | 17 | 9 | 523 | 395 | 101 | 1 664 | 30 | 13 |
| 594 | BOOK, STATIONERY STORES | 2 | 2 | (D) | (O) | (O) | (O) | (D) | (D) |
| 595 | SPORTING GOODS STORES, BICYCLE SHOPS | 9 | 3 | 317 | 261 | 31 | 551 | 7 | 9 |
| 596 | FARM, GARDEN SUPPLY STORES, INCLUDING FEEO STORES | 6 | 2 | (O) | (D) | (O) | (O) | (O) | (O) |
| 597 | JEWELRY STORES | 12 | 8 | 1 030 | 996 | 222 | 4 198 | 51 | 6 |
| 598 | FUEL, ICE DEALERS | 15 | 7 | 1 894 | 1 854 | 337 | 6 758 | 64 | 11 |
| 599 | OTHER STORES | 40 | 28 | 1 613 | 1 459 | 180 | 3 385 | 60 | 40 |
| | NONSTORE RETAILERS* | | | | | | | | |
| 53 PART* | TOTAL | 58 | 8 | 1 489 | 987 | 132 | 2 381 | 44 | 56 |

Standard Note: - Represents zero. (D) Withheld to avoid disclosure. (NA) Not available. (X) Not applicable.
 *Nonstore retailers, part of SIC major group 53, are shown separately in this table.

TABLE 5. Counties With 500 Establishments or More: 1963-Continued

| SIC code | County and kind of business | Establishments | | Sales | | Payroll, entire year (\$1,000) | Payroll, workweek ended nearest Nov. 15 (dollars) | Paid employees, workweek ended nearest Nov. 15 (number) | Active proprietors of unincorporated businesses (number) |
|-----------|--|----------------|-----------------------|-------------------------------------|---------------------------------------|--------------------------------|---|---|--|
| | | Total (number) | With payroll (number) | Total, all establishments (\$1,000) | Establishments with payroll (\$1,000) | | | | |
| | <u>MCCRACKEN COUNTY</u> | | | | | | | | |
| | RETAIL TRADE, TOTAL | 687 | 439 | 89 433 | 83 849 | 9 091 | 173 882 | 3 113 | 669 |
| | LUMBER, BUILDING MATERIALS, HARWARE, FARM EQUIPMENT DEALERS | | | | | | | | |
| 52 | TOTAL | 26 | 22 | 6 082 | 5 968 | 762 | 14 383 | 188 | 21 |
| 521 | LUMBER AND OTHER BUILDING MATERIALS DEALERS | 11 | 9 | 4 450 | 4 422 | 521 | 8 669 | 109 | 13 |
| 522-524 | HEATING, PLUMBING, PAINT, ELECTRICAL STORES | 11 | 9 | 1 149 | 1 063 | 182 | 3 496 | 40 | 5 |
| 5251 | HARWARE STORES | 3 | 3 | (D) | (D) | (D) | (D) | (D) | (D) |
| 5252 | FARM EQUIPMENT DEALERS | 1 | 1 | (D) | (D) | (D) | (D) | (D) | (D) |
| | GENERAL MERCHANDISE GROUP STORES* | | | | | | | | |
| 53 PART* | TOTAL | 24 | 20 | 14 084 | 14 044 | 1 912 | 39 610 | 734 | 14 |
| 531 | DEPARTMENT STORES | 3 | 3 | 8 864 | 8 864 | 1 297 | 26 645 | 433 | - |
| 533 | LIMITED PRICE VARIETY STORES | 9 | 7 | 2 076 | 2 048 | 337 | 6 268 | 151 | 6 |
| 539 | MISCELLANEOUS GENERAL MERCHANDISE STORES | 12 | 10 | 3 144 | 3 132 | 278 | 6 697 | 150 | 8 |
| | FOOD STORES | | | | | | | | |
| 54 | TOTAL | 132 | 50 | 19 529 | 17 039 | 1 195 | 22 366 | 387 | 137 |
| 541 | GROCERY STORES, INCLUDING DELICATESSENS | 125 | 45 | 19 288 | 16 810 | 1 149 | 21 603 | 369 | 127 |
| 542 | MEAT MARKETS, FISH (SEAFOOD) MARKETS | 3 | 1 | (D) | (D) | (D) | (D) | (D) | (D) |
| 543 | FRUIT STORES, VEGETABLE MARKETS | - | - | - | - | - | - | - | - |
| 544 | CANDY, NUT, CONFECTIONERY STORES | - | - | (D) | (D) | (D) | (D) | (D) | (D) |
| 545-549 | OTHER FOOD STORES | 4 | 4 | (D) | (D) | (D) | (D) | (D) | (D) |
| | AUTOMOTIVE DEALERS | | | | | | | | |
| 55 EX.554 | TOTAL | 59 | 39 | 18 019 | 17 645 | 1 362 | 23 793 | 322 | 45 |
| | GASOLINE SERVICE STATIONS | | | | | | | | |
| 55PT(554) | TOTAL | 92 | 70 | 6 339 | 5 877 | 517 | 9 339 | 171 | 98 |
| | APPAREL, ACCESSORY STORES | | | | | | | | |
| 56 | TOTAL | 38 | 32 | 5 663 | 5 529 | 757 | 14 965 | 274 | 25 |
| 561,567 | MEN'S, BOYS' APPAREL STORES, CUSTOM TAILORS | 6 | 6 | (D) | (D) | (D) | (D) | (D) | (D) |
| 562-3,568 | WOMEN'S CLOTHING, SPECIALTY STORES | 15 | 15 | 2 763 | 2 763 | 352 | 7 019 | 129 | 12 |
| 562 | WOMEN'S READY-TO-WEAR STORES | 11 | 11 | 2 359 | 2 359 | 302 | 6 473 | 119 | 11 |
| 563,568 | WOMEN'S ACCESSORY, SPECIALTY STORES, FURRIERS | 4 | 4 | 404 | 404 | 50 | 546 | 10 | 1 |
| 565 | FAMILY CLOTHING STORES | 1 | 1 | (D) | (D) | (D) | (D) | (D) | (D) |
| 566 | SHOE STORES | 15 | 9 | 1 234 | 1 100 | 151 | 3 689 | 52 | 11 |
| 564,569 | OTHER APPAREL, ACCESSORY STORES | 1 | 1 | (D) | (D) | (D) | (D) | (D) | (D) |
| | FURNITURE, HOME FURNISHINGS, EQUIPMENT STORES | | | | | | | | |
| 57 | TOTAL | 42 | 30 | 3 868 | 3 490 | 522 | 10 227 | 148 | 36 |
| 571 | FURNITURE, HOME FURNISHINGS STORES | 17 | 11 | 2 063 | 2 027 | 349 | 6 870 | 95 | 11 |
| 572,573 | HOUSEHOLD APPLIANCE, RADIO, TELEVISION, MUSIC STORES | 25 | 19 | 1 805 | 1 463 | 173 | 3 357 | 53 | 25 |
| | EATING, DRINKING PLACES | | | | | | | | |
| 58 | TOTAL | 116 | 76 | 5 049 | 4 573 | 870 | 16 445 | 467 | 128 |
| 5812 | EATING PLACES | 94 | 64 | 3 804 | 3 558 | 718 | 13 688 | 408 | 97 |
| 5813 | DRINKING PLACES (ALCOHOLIC BEVERAGES) | 22 | 12 | 1 245 | 1 015 | 152 | 2 757 | 59 | 31 |
| | DRUG STORES, PROPRIETARY STORES | | | | | | | | |
| 59PT(591) | TOTAL | 23 | 23 | 2 848 | 2 848 | 353 | 6 736 | 132 | 25 |
| 591 (| DRUG STORES | 19 | 19 | 2 490 | 2 490 | 309 | 5 793 | 117 | 21 |
| (| PROPRIETARY STORES | 4 | 4 | 358 | 358 | 44 | 943 | 15 | 4 |
| | OTHER RETAIL STORES | | | | | | | | |
| 59 EX.591 | TOTAL | 98 | 66 | 6 866 | 5 966 | 710 | 13 625 | 245 | 104 |
| 592 | LIQUOR STORES | 26 | 22 | 2 871 | 2 393 | 156 | 3 054 | 62 | 33 |
| 593 | ANTIQUA STORES, SECONDHAND STORES | 13 | 9 | 244 | 204 | 35 | 607 | 14 | 12 |
| 594 | BOOK, STATIONERY STORES | 1 | 1 | (D) | (D) | (D) | (D) | (D) | (D) |
| 595 | SPORTING GOODS STORES, BICYCLE SHOPS | 4 | 2 | (D) | (D) | (D) | (D) | (D) | (D) |
| 596 | FARM, GARDEN SUPPLY STORES, INCLUDING FEED STORES | 7 | 3 | 790 | 672 | 77 | 1 357 | 17 | 7 |
| 597 | JEWELRY STORES | 4 | 4 | 419 | 407 | 50 | 1 049 | 15 | 5 |
| 598 | FUEL, ICE DEALERS | 14 | 8 | 949 | 877 | 143 | 3 027 | 47 | 9 |
| 599 | OTHER STORES | 29 | 17 | 1 170 | 1 060 | 202 | 3 665 | 73 | 32 |
| | NONSTORE RETAILERS* | | | | | | | | |
| 53 PART* | TOTAL | 37 | 11 | 1 086 | 870 | 131 | 2 393 | 45 | 36 |

Standard Notes: - Represents zero. (D) Withheld to avoid disclosure. (NA) Not available. (X) Not applicable.
 *Nonstore retailers, part of SIC major group 53, are shown separately in this table.

TABLE 5. Counties With 500 Establishments or More: 1963-Continued

| SIC code | County and kind of business | Establishments | | Sales | | Payroll, entire year (\$1,000) | Payroll, workweek ended nearest Nov. 15 (dollars) | Paid employees, workweek ended nearest Nov. 15 (number) | Active proprietors of unincorporated businesses (number) |
|-----------|--|----------------|--------------|---------------------------|-----------------------------|--------------------------------|---|---|--|
| | | Total | With payroll | Total, all establishments | Establishments with payroll | | | | |
| | | (number) | (number) | (\$1,000) | (\$1,000) | | | | |
| | <u>PIKE COUNTY</u> | | | | | | | | |
| | RETAIL TRADE, TOTAL | 680 | 264 | 45 709 | 37 313 | 3 624 | 73 741 | 1 209 | 667 |
| | LUMBER, BUILDING MATERIALS, HARDWARE, FARM EQUIPMENT DEALERS | | | | | | | | |
| | TOTAL | 23 | 19 | 4 356 | 4 180 | 491 | 9 517 | 140 | 19 |
| 52 | LUMBER AND OTHER BUILDING MATERIALS DEALERS | 12 | 12 | 3 655 | 3 655 | 433 | 8 288 | 120 | 8 |
| 522-524 | HEATING, PLUMBING, PAINT, ELECTRICAL STORES | 2 | 2 | (D) | (D) | (D) | (D) | (D) | (D) |
| 5251 | HARDWARE STORES | 9 | 5 | (O) | (O) | (O) | (O) | (O) | (D) |
| 5252 | FARM EQUIPMENT DEALERS | - | - | - | - | - | - | - | - |
| | GENERAL MERCHANDISE GROUP STORES* | | | | | | | | |
| | TOTAL | 39 | 21 | 4 662 | (O) | (D) | (D) | (D) | (D) |
| 53 PART* | DEPARTMENT STORES | - | - | - | - | - | - | - | - |
| 531 | LIMITED PRICE VARIETY STORES | 6 | 4 | 1 735 | (D) | (D) | (D) | (D) | (O) |
| 533 | MISCELLANEOUS GENERAL MERCHANDISE STORES | 33 | 17 | 2 927 | 2 679 | 197 | 3 529 | 65 | 29 |
| | FOOD STORES | | | | | | | | |
| | TOTAL | 331 | 59 | 16 614 | 10 846 | 715 | 12 369 | 232 | 329 |
| 54 | GROCERY STORES, INCLUDING DELICATESSENS | 321 | 57 | (O) | (O) | (D) | (O) | (O) | (O) |
| 541 | MEAT MARKETS, FISH (SEAFOOD) MARKETS | 2 | - | 190 | - | - | - | - | 2 |
| 542 | FRUIT STORES, VEGETABLE MARKETS | 4 | - | 110 | - | - | - | - | 4 |
| 543 | CANDY, NUT, CONFECTIONERY STORES | 2 | - | 8 | - | - | - | - | 2 |
| 544 | OTHER FOOD STORES | 2 | 2 | (D) | (D) | (D) | (D) | (D) | (D) |
| 545-549 | | | | | | | | | |
| | AUTOMOTIVE DEALERS | | | | | | | | |
| | TOTAL | 34 | 20 | 7 659 | 7 553 | 743 | 16 455 | 161 | 30 |
| | GASOLINE SERVICE STATIONS | | | | | | | | |
| | TOTAL | 87 | 45 | 4 276 | 3 256 | 273 | 5 667 | 104 | 95 |
| | APPAREL, ACCESSORY STORES | | | | | | | | |
| | TOTAL | 21 | 15 | 1 395 | 1 285 | 158 | 3 910 | 59 | 18 |
| 56 | MEN'S, BOYS' APPAREL STORES, CUSTOM TAILORS | 5 | 1 | 128 | (D) | (D) | (D) | (D) | (D) |
| 561-567 | WOMEN'S CLOTHING, SPECIALTY STORES | 7 | 7 | 343 | 343 | 40 | 771 | 16 | 4 |
| 562-3+568 | WOMEN'S READY-TO-WEAR STORES | 5 | 5 | (O) | (O) | (O) | (O) | (O) | (D) |
| 562 | WOMEN'S ACCESSORY, SPECIALTY STORES, FURRIERS | 2 | 2 | (O) | (D) | (D) | (D) | (D) | (D) |
| 563+568 | FAMILY CLOTHING STORES | 6 | 4 | 712 | (D) | (O) | (O) | (O) | (D) |
| 565 | SHOE STORES | 3 | 3 | 212 | 212 | 10 | 170 | 4 | 5 |
| 566 | OTHER APPAREL, ACCESSORY STORES | - | - | - | - | - | - | - | - |
| 564+569 | | | | | | | | | |
| | FURNITURE, HOME FURNISHINGS, EQUIPMENT STORES | | | | | | | | |
| | TOTAL | 22 | 16 | 2 000 | 1 890 | 226 | 6 036 | 62 | 17 |
| 57 | FURNITURE, HOME FURNISHINGS STORES | 11 | 9 | 1 380 | 1 286 | 175 | 5 116 | 43 | 7 |
| 571 | HOUSEHOLD APPLIANCE, RADIO, TELEVISION, MUSIC STORES | 11 | 7 | 620 | 604 | 51 | 920 | 19 | 10 |
| 572+573 | | | | | | | | | |
| | EATING, DRINKING PLACES | | | | | | | | |
| | TOTAL | 63 | 37 | 1 661 | 1 361 | 269 | 5 208 | 168 | 65 |
| 58 | EATING PLACES | 61 | 37 | 1 647 | 1 361 | 269 | 5 208 | 168 | 63 |
| 5812 | DRINKING PLACES (ALCOHOLIC BEVERAGES) | 2 | - | 14 | - | - | - | - | 2 |
| 5813 | | | | | | | | | |
| | DRUG STORES, PROPRIETARY STORES | | | | | | | | |
| | TOTAL | 5 | 5 | 466 | 466 | 65 | 1 095 | 23 | 5 |
| 59PT(591) | DRUG STORES | 5 | 5 | 466 | 466 | 65 | 1 095 | 23 | 5 |
| 591 | PROPRIETARY STORES | - | - | - | - | - | - | - | - |
| | OTHER RETAIL STORES | | | | | | | | |
| | TOTAL | 41 | 25 | 2 275 | 2 085 | 262 | 5 243 | 75 | 43 |
| 59 EX+591 | LIQUOR STORES | - | - | - | - | - | - | - | - |
| 592 | ANTIQUA STORES, SECONOHAND STORES | 5 | 5 | 211 | 211 | 23 | 435 | 12 | 5 |
| 593 | BOOK, STATIONERY STORES | - | - | - | - | - | - | - | - |
| 594 | SPORTING GOODS STORES, BICYCLE SHOPS | - | - | - | - | - | - | - | - |
| 595 | FARM, GARDEN SUPPLY STORES, INCLUDING FEED STORES | 3 | 1 | 70 | (D) | (D) | (D) | (O) | (D) |
| 596 | JEWELRY STORES | 3 | 1 | 120 | (D) | (D) | (D) | (D) | (D) |
| 597 | FUEL, ICE DEALERS | 13 | 13 | 1 466 | 1 466 | 174 | 3 645 | 44 | 14 |
| 598 | OTHER STORES | 17 | 5 | 408 | (O) | (D) | (O) | (D) | (O) |
| 599 | | | | | | | | | |
| | NONSTORE RETAILERS* | | | | | | | | |
| | TOTAL | 14 | 2 | 345 | (D) | (D) | (D) | (D) | (D) |
| 53 PART* | | | | | | | | | |

Standard Notes: - Represents zero. (D) Withheld to avoid disclosure. (NA) Not available. (X) Not applicable.
 *Nonstore retailers, part of SIC major group 53, are shown separately in this table.

TABLE 5. Counties With 500 Establishments or More: 1963-Continued

| SIC code | County and kind of business | Establishments | | Sales | | Payroll, entire year (\$1,000) | Payroll, workweek ended nearest Nov. 15 (dollars) | Paid employees, workweek ended nearest Nov. 15 (number) | Active proprietors of unincorporated businesses (number) |
|----------------------|--|----------------|-----------------------|-------------------------------------|---------------------------------------|--------------------------------|---|---|--|
| | | Total (number) | With payroll (number) | Total, all establishments (\$1,000) | Establishments with payroll (\$1,000) | | | | |
| WARREN COUNTY | | | | | | | | | |
| | RETAIL TRADE, TOTAL | 521 | 351 | 65 432 | 61 834 | 6 925 | 131 753 | 2 388 | 516 |
| | LUMBER, BUILDING MATERIALS, HARDWARE, FARM EQUIPMENT DEALERS | | | | | | | | |
| 52 | TOTAL | 38 | 36 | 7 235 | 7 195 | 736 | 13 934 | 211 | 25 |
| 521 | LUMBER AND OTHER BUILDING MATERIALS DEALERS | 12 | 10 | 3 372 | 3 332 | 326 | 5 674 | 82 | 10 |
| 522-524 | HEATING, PLUMBING, PAINT, ELECTRICAL STORES | 9 | 9 | 541 | 541 | 80 | 1 707 | 24 | 6 |
| 5251 | HARDWARE STORES | 9 | 9 | 725 | 725 | 96 | 2 139 | 42 | 4 |
| 5252 | FARM EQUIPMENT DEALERS | 8 | 8 | 2 597 | 2 597 | 234 | 4 414 | 63 | 5 |
| | GENERAL MERCHANDISE GROUP STORES* | | | | | | | | |
| 53 PART* | TOTAL | 18 | 16 | 7 764 | 7 704 | 1 139 | 21 921 | 416 | 9 |
| 531 | DEPARTMENT STORES | 3 | 3 | 4 958 | 4 958 | 767 | 15 402 | 254 | - |
| 533 | LIMITED PRICE VARIETY STORES | 5 | 5 | 1 515 | 1 515 | 218 | 3 503 | 93 | 3 |
| 539 | MISCELLANEOUS GENERAL MERCHANDISE STORES | 10 | 8 | 1 291 | 1 231 | 154 | 3 016 | 69 | 6 |
| | FOOD STORES | | | | | | | | |
| 54 | TOTAL | 124 | 38 | 13 711 | 11 441 | 789 | 15 198 | 254 | 130 |
| 541 | GROCERY STORES, INCLUDING DELICATESSENS | 113 | 31 | 13 225 | 11 075 | 715 | 13 823 | 231 | 119 |
| 542 | MEAT MARKETS, FISH (SEAFOOD) MARKETS | - | - | - | - | - | - | - | - |
| 543 | FRUIT STORES, VEGETABLE MARKETS | 4 | - | 120 | - | - | - | - | 4 |
| 544 | CANDY, NUT, CONFECTIONERY STORES | 3 | 3 | (D) | (D) | (D) | (D) | (D) | (D) |
| 545-549 | OTHER FOOD STORES | 4 | 4 | (D) | (D) | (D) | (D) | (D) | (D) |
| | AUTOMOTIVE DEALERS | | | | | | | | |
| 55 EX-554 | TOTAL | 30 | 18 | 9 273 | 8 825 | 883 | 16 781 | 204 | 26 |
| | GASOLINE SERVICE STATIONS | | | | | | | | |
| 55PT(554) | TOTAL | 59 | 51 | 5 130 | 4 880 | 466 | 8 927 | 178 | 53 |
| | APPAREL, ACCESSORY STORES | | | | | | | | |
| 56 | TOTAL | 29 | 27 | 3 789 | 3 761 | 446 | 9 161 | 199 | 26 |
| 561,567 | MEN'S, BOYS' APPAREL STORES, CUSTOM TAILORS | 5 | 5 | 768 | 768 | 61 | 1 292 | 26 | 4 |
| 562-3,568 | WOMEN'S CLOTHING, SPECIALTY STORES | 9 | 9 | (D) | (D) | (D) | (D) | (D) | (D) |
| 562 | WOMEN'S READY-TO-WEAR STORES | 8 | 8 | 1 497 | 1 497 | 240 | 5 297 | 104 | 6 |
| 563,568 | WOMEN'S ACCESSORY, SPECIALTY STORES, FURRIERS | 1 | 1 | (D) | (D) | (D) | (D) | (D) | (D) |
| 565 | FAMILY CLOTHING STORES | 3 | 1 | (D) | (D) | (D) | (D) | (D) | (D) |
| 566 | SHOE STORES | 7 | 7 | 716 | 716 | 75 | 1 210 | 29 | 5 |
| 564,569 | OTHER APPAREL, ACCESSORY STORES | 5 | 5 | (D) | (D) | (D) | (D) | (D) | (D) |
| | FURNITURE, HOME FURNISHINGS, EQUIPMENT STORES | | | | | | | | |
| 57 | TOTAL | 29 | 21 | 3 192 | 3 038 | 473 | 9 785 | 127 | 29 |
| 571 | FURNITURE, HOME FURNISHINGS STORES | 18 | 12 | 1 680 | 1 566 | 277 | 5 443 | 63 | 19 |
| 572,573 | HOUSEHOLD APPLIANCE, RADIO, TELEVISION, MUSIC STORES | 11 | 9 | 1 512 | 1 472 | 196 | 4 342 | 64 | 10 |
| | EATING, DRINKING PLACES | | | | | | | | |
| 58 | TOTAL | 76 | 66 | 3 688 | 3 596 | 819 | 15 583 | 423 | 80 |
| 5812 | EATING PLACES | 67 | 61 | 3 521 | 3 463 | 802 | 15 139 | 414 | 71 |
| 5813 | DRINKING PLACES (ALCOHOLIC BEVERAGES) | 9 | 5 | 167 | 133 | 17 | 444 | 9 | 9 |
| | DRUG STORES, PROPRIETARY STORES | | | | | | | | |
| 59PT(591) | TOTAL | 13 | 13 | 2 398 | 2 398 | 284 | 5 304 | 120 | 21 |
| 591 | DRUG STORES | 12 | 12 | (D) | (D) | (D) | (D) | (D) | (D) |
| | PROPRIETARY STORES | 1 | 1 | (D) | (D) | (D) | (D) | (D) | (D) |
| | OTHER RETAIL STORES | | | | | | | | |
| 59 EX-591 | TOTAL | 75 | 57 | 7 463 | 7 369 | 590 | 10 711 | 193 | 88 |
| 592 | LIQUOR STORES | 20 | 20 | 4 053 | 4 053 | 193 | 3 214 | 56 | 28 |
| 593 | ANTIQUA STORES, SECONOHANO STORES | 6 | 2 | 44 | (D) | (D) | (D) | (D) | (D) |
| 594 | BOOK, STATIONERY STORES | 2 | 2 | (D) | (D) | (D) | (D) | (D) | (D) |
| 595 | SPORTING GOODS STORES, BICYCLE SHOPS | 6 | 2 | 148 | (D) | (D) | (D) | (D) | (D) |
| 596 | FARM, GARDEN SUPPLY STORES, INCLUDING FEED STORES | 10 | 8 | 1 342 | 1 328 | 82 | 1 470 | 29 | 13 |
| 597 | JEWELRY STORES | 8 | 6 | 379 | 365 | 59 | 1 010 | 19 | 9 |
| 598 | FUEL, ICE DEALERS | 3 | 3 | (D) | (D) | (D) | (D) | (D) | (D) |
| 599 | OTHER STORES | 20 | 14 | 654 | 642 | 124 | 2 408 | 46 | 23 |
| | NONSTORE RETAILERS* | | | | | | | | |
| 53 PART* | TOTAL | 30 | 8 | 1 789 | 1 627 | 300 | 4 448 | 63 | 29 |

Standard Notes: - Represents zero. (D) Withheld to avoid disclosure. (NA) Not available. (X) Not applicable.
 *Nonstore retailers, part of SIC major group 53, are shown separately in this table.

TABLE 6. Cities With 500 Establishments or More: 1963

| SIC code | City and kind of business | Establishments | | Sales | | Payroll, entire year (\$1,000) | Payroll, workweek ended nearest Nov. 15 (dollars) | Paid employees, workweek ended nearest Nov. 15 (number) | Active proprietors of unincorporated businesses (number) |
|-----------|--|----------------|-----------------------|-------------------------------------|---------------------------------------|--------------------------------|---|---|--|
| | | Total (number) | With payroll (number) | Total, all establishments (\$1,000) | Establishments with payroll (\$1,000) | | | | |
| | <u>COVINGTON</u> | | | | | | | | |
| | RETAIL TRADE, TOTAL | 700 | 520 | 91 203 | 87 129 | 9 784 | 190 509 | 2 938 | 670 |
| | LUMBER, BUILDING MATERIALS, HARDWARE, FARM EQUIPMENT DEALERS | | | | | | | | |
| 52 | TOTAL | 35 | 29 | 5 777 | 5 363 | 981 | 18 397 | 200 | 27 |
| 521 | LUMBER AND OTHER BUILDING MATERIALS DEALERS | 6 | 6 | 2 199 | 2 199 | 328 | 5 476 | 68 | 2 |
| 522-524 | HEATING, PLUMBING, PAINT, ELECTRICAL STORES | 18 | 14 | 2 836 | (D) | (D) | (D) | (D) | (D) |
| 5251 | HARDWARE STORES | 11 | 9 | 742 | (D) | (D) | (D) | (D) | (D) |
| 5252 | FARM EQUIPMENT DEALERS | - | - | - | - | - | - | - | - |
| | GENERAL MERCHANDISE GROUP STORES* | | | | | | | | |
| 53 PART* | TOTAL | 13 | 13 | 9 003 | 9 003 | 933 | 24 285 | 452 | 10 |
| 531 | DEPARTMENT STORES | 3 | 3 | 6 962 | 6 962 | 647 | 19 234 | 334 | - |
| 533 | LIMITED PRICE VARIETY STORES | 7 | 7 | (D) | (D) | (D) | (D) | (D) | (D) |
| 539 | MISCELLANEOUS GENERAL MERCHANDISE STORES | 3 | 3 | (D) | (D) | (D) | (D) | (D) | (D) |
| | FOOD STORES | | | | | | | | |
| 54 | TOTAL | 180 | 118 | 23 057 | 21 261 | 1 624 | 31 072 | 537 | 195 |
| 541 | GROCERY STORES, INCLUDING DELICATESSENS | 148 | 100 | 21 643 | 20 131 | 1 420 | 27 277 | 462 | 161 |
| 542 | MEAT MARKETS, FISH (SEAFOOD) MARKETS | 7 | 5 | 410 | (D) | (D) | (D) | (D) | (D) |
| 543 | FRUIT STORES, VEGETABLE MARKETS | - | - | - | - | - | - | - | - |
| 544 | CANDY, NUT, CONFECTIONERY STORES | 13 | 5 | 323 | (D) | (D) | (D) | (D) | (D) |
| 545-549 | OTHER FOOD STORES | 12 | 8 | 681 | 633 | 161 | 2 995 | 58 | 14 |
| | AUTOMOTIVE DEALERS | | | | | | | | |
| 55 EX.554 | TOTAL | 41 | 33 | 21 000 | 20 756 | 1 923 | 34 583 | 334 | 32 |
| | GASOLINE SERVICE STATIONS | | | | | | | | |
| 55PT(554) | TOTAL | 42 | 38 | 5 148 | 4 952 | 492 | 9 096 | 143 | 40 |
| | APPAREL, ACCESSORY STORES | | | | | | | | |
| 56 | TOTAL | 29 | 25 | 3 033 | 2 979 | 346 | 6 729 | 138 | 26 |
| 561.567 | MEN'S, BOYS' APPAREL STORES, CUSTOM TAILORS | 5 | 5 | (D) | (D) | (D) | (D) | (D) | (D) |
| 562-3.568 | WOMEN'S CLOTHING, SPECIALTY STORES | 9 | 7 | (D) | (D) | (D) | (D) | (D) | (D) |
| 562 | WOMEN'S READY-TO-WEAR STORES | 5 | 5 | (D) | (D) | (D) | (D) | (D) | (D) |
| 563.568 | WOMEN'S ACCESSORY, SPECIALTY STORES, FURRIERS | 4 | 2 | (D) | (D) | (D) | (D) | (D) | (D) |
| 565 | FAMILY CLOTHING STORES | 4 | 4 | (D) | (D) | (D) | (D) | (D) | (D) |
| 566 | SHOE STORES | 8 | 8 | (D) | (D) | (D) | (D) | (D) | (D) |
| 564.569 | OTHER APPAREL, ACCESSORY STORES | 3 | 1 | (D) | (D) | (D) | (D) | (D) | (D) |
| | FURNITURE, HOME FURNISHINGS, EQUIPMENT STORES | | | | | | | | |
| 57 | TOTAL | 38 | 20 | 4 493 | 4 161 | 618 | 10 159 | 111 | 36 |
| 571 | FURNITURE, HOME FURNISHINGS STORES | 29 | 13 | 3 900 | 3 590 | 552 | 8 755 | 92 | 30 |
| 572.573 | HOUSEHOLD APPLIANCE, RADIO, TELEVISION, MUSIC STORES | 9 | 7 | 593 | 571 | 66 | 1 404 | 19 | 6 |
| | EATING, DRINKING PLACES | | | | | | | | |
| 58 | TOTAL | 175 | 139 | 7 477 | 6 963 | 1 335 | 26 735 | 583 | 182 |
| 5812 | EATING PLACES | 80 | 58 | 3 883 | 3 591 | 857 | 16 773 | 368 | 78 |
| 5813 | DRINKING PLACES (ALCOHOLIC BEVERAGES) | 95 | 81 | 3 594 | 3 372 | 478 | 9 962 | 215 | 104 |
| | DRUG STORES, PROPRIETARY STORES | | | | | | | | |
| 59PT(591) | TOTAL | 32 | 30 | 4 055 | (D) | (D) | (D) | (D) | (D) |
| 591 | DRUG STORES | 31 | 29 | (D) | 3 674 | 407 | 8 755 | 147 | 34 |
| (| PROPRIETARY STORES | 1 | 1 | (D) | (D) | (D) | (D) | (D) | (D) |
| | OTHER RETAIL STORES | | | | | | | | |
| 59 EX.591 | TOTAL | 92 | 72 | 7 472 | 7 228 | 1 026 | 18 915 | 260 | 68 |
| 592 | LIQUOR STORES | 26 | 24 | 2 752 | 2 710 | 231 | 4 554 | 75 | 22 |
| 593 | ANTIQUA STORES, SECONDHAND STORES | 12 | 8 | (D) | (D) | (D) | (D) | (D) | (D) |
| 594 | BOOK, STATIONERY STORES | 1 | 1 | (D) | (D) | (D) | (D) | (D) | (D) |
| 595 | SPORTING GOODS STORES, BICYCLE SHOPS | 5 | 3 | 263 | 261 | 31 | 551 | 7 | 3 |
| 596 | FARM, GARDEN SUPPLY STORES, INCLUDING FEED STORES | 3 | 1 | 736 | (D) | (D) | (D) | (D) | (D) |
| 597 | JEWELRY STORES | 10 | 8 | 1 002 | 996 | 222 | 4 198 | 51 | 4 |
| 598 | FUEL, ICE DEALERS | 8 | 4 | 891 | 869 | 170 | 3 186 | 30 | 6 |
| 599 | OTHER STORES | 27 | 23 | 1 248 | 1 176 | 134 | 2 526 | 46 | 25 |
| | NONSTORE RETAILERS* | | | | | | | | |
| 53 PART* | TOTAL | 23 | 3 | 688 | (D) | (D) | (D) | (D) | (D) |

Standard Notes: - Represents zero. (D) Withheld to avoid disclosure. (NA) Not available. (X) Not applicable. †Revised.
 *Nonstore retailers, part of SIC major group 53, are shown separately in this table.

TABLE 6. Cities With 500 Establishments or More: 1963-Continued

| SIC code | City and kind of business | Establishments | | Sales | | Payroll, entire year (\$1,000) | Payroll, workweek ended nearest Nov. 15 (dollars) | Paid employees, workweek ended nearest Nov. 15 (number) | Active proprietors of unincorporated businesses (number) |
|-----------|--|----------------|-----------------------|-------------------------------------|---------------------------------------|--------------------------------|---|---|--|
| | | Total (number) | With payroll (number) | Total, all establishments (\$1,000) | Establishments with payroll (\$1,000) | | | | |
| | <u>LEXINGTON</u> | | | | | | | | |
| | RETAIL TRADE, TOTAL | 877 | 671 | 168 925 | 165 415 | 21 699 | 414 870 | 6 575 | 706 |
| | LUMBER, BUILDING MATERIALS, HARDWARE, FARM EQUIPMENT DEALERS | | | | | | | | |
| 52 | TOTAL | 42 | 40 | 13 280 | 13 274 | 2 091 | 39 039 | 418 | 18 |
| 521 | LUMBER AND OTHER BUILDING MATERIALS DEALERS | 15 | 15 | 8 361 | 8 361 | 1 450 | 25 504 | 266 | 4 |
| 522-524 | HEATING, PLUMBING, PAINT, ELECTRICAL STORES | 13 | 11 | (D) | (D) | (D) | (D) | (D) | (D) |
| 5251 | HARDWARE STORES | 10 | 10 | 1 051 | 1 051 | 134 | 3 409 | 36 | 7 |
| 5252 | FARM EQUIPMENT DEALERS | 4 | 4 | (D) | (D) | (D) | (D) | (D) | (D) |
| | GENERAL MERCHANDISE GROUP STORES* | | | | | | | | |
| 53 PART* | TOTAL | 25 | 21 | 26 379 | 26 343 | 3 639 | 70 128 | 1 410 | 9 |
| 531 | DEPARTMENT STORES | 7 | 7 | (D) | (D) | (D) | (D) | (D) | (D) |
| 533 | LIMITED PRICE VARIETY STORES | 13 | 11 | 4 458 | 4 452 | 713 | 13 197 | 332 | 5 |
| 539 | MISCELLANEOUS GENERAL MERCHANDISE STORES | 5 | 3 | (D) | (D) | (D) | (D) | (D) | (D) |
| | FOOD STORES | | | | | | | | |
| 54 | TOTAL | 131 | 77 | 26 571 | 25 107 | 1 975 | 37 551 | 600 | 133 |
| 541 | GROCERY STORES, INCLUDING DELICATESSENS | 112 | 66 | 25 933 | 24 549 | 1 842 | 35 150 | 551 | 117 |
| 542 | MEAT MARKETS, FISH (SEAFOOD) MARKETS | 3 | 1 | 95 | (D) | (D) | (D) | (D) | (D) |
| 543 | FRUIT STORES, VEGETABLE MARKETS | 2 | 2 | (D) | - | - | - | - | 2 |
| 544 | CANDY, NUT, CONFECTIONERY STORES | 4 | 2 | 30 | (D) | (D) | (D) | (D) | (D) |
| 545-549 | OTHER FOOD STORES | 10 | 8 | (D) | 449 | 120 | 2 144 | 41 | 9 |
| | AUTOMOTIVE DEALERS | | | | | | | | |
| 55 EX.554 | TOTAL | 38 | 34 | 34 152 | 34 032 | 3 569 | 71 561 | 702 | 21 |
| | GASOLINE SERVICE STATIONS | | | | | | | | |
| 55PT(554) | TOTAL | 78 | 74 | 8 717 | 8 415 | 797 | 16 115 | 263 | 68 |
| | APPAREL, ACCESSORY STORES | | | | | | | | |
| 56 | TOTAL | 67 | 63 | 15 266 | 15 230 | 2 457 | 44 839 | 755 | 29 |
| 561,567 | MEN'S, BOYS' APPAREL STORES, CUSTOM TAILORS | 14 | 12 | 3 366 | 3 346 | 628 | 11 677 | 157 | 6 |
| 562-3,568 | WOMEN'S CLOTHING, SPECIALTY STORES | 28 | 28 | 5 642 | 5 642 | 809 | 15 558 | 302 | 14 |
| 562 | WOMEN'S READY-TO-WEAR STORES | 18 | 18 | 5 297 | 5 297 | 753 | 14 366 | 272 | 8 |
| 563,568 | WOMEN'S ACCESSORY, SPECIALTY STORES, FURRIERS | 10 | 10 | 345 | 345 | 56 | 1 192 | 30 | 6 |
| 565 | FAMILY CLOTHING STORES | 8 | 6 | (D) | (D) | (D) | (D) | (D) | (D) |
| 566 | SHOE STORES | 14 | 14 | 2 332 | 2 332 | 419 | 6 853 | 103 | 3 |
| 564,569 | OTHER APPAREL, ACCESSORY STORES | 3 | 3 | (D) | (D) | (D) | (D) | (D) | (D) |
| | FURNITURE, HOME FURNISHINGS, EQUIPMENT STORES | | | | | | | | |
| 57 | TOTAL | 54 | 46 | 9 446 | 9 250 | 1 618 | 29 612 | 362 | 34 |
| 571 | FURNITURE, HOME FURNISHINGS STORES | 32 | 24 | 4 467 | 4 271 | 786 | 13 776 | 175 | 22 |
| 572,573 | HOUSEHOLD APPLIANCE, RADIO, TELEVISION, MUSIC STORES | 22 | 22 | 4 979 | 4 979 | 832 | 15 836 | 187 | 12 |
| | EATING, DRINKING PLACES | | | | | | | | |
| 58 | TOTAL | 187 | 137 | 9 755 | 9 067 | 1 957 | 39 046 | 982 | 176 |
| 5812 | EATING PLACES | 146 | 104 | 8 201 | 7 681 | 1 725 | 34 872 | 885 | 136 |
| 5813 | DRINKING PLACES (ALCOHOLIC BEVERAGES) | 41 | 33 | 1 554 | 1 386 | 232 | 4 174 | 97 | 40 |
| | DRUG STORES, PROPRIETARY STORES | | | | | | | | |
| 59PT(591) | TOTAL | 26 | 26 | 5 490 | 5 490 | 1 057 | 17 522 | 361 | 18 |
| 591 (| DRUG STORES | 25 | 25 | (D) | (D) | (D) | (D) | (D) | (D) |
| (| PROPRIETARY STORES | 1 | 1 | (D) | (D) | (D) | (D) | (D) | (D) |
| | OTHER RETAIL STORES | | | | | | | | |
| 59 EX.591 | TOTAL | 199 | 145 | 17 042 | 16 572 | 2 040 | 39 013 | 584 | 175 |
| 592 | LIQUOR STORES | 44 | 44 | 5 882 | 5 882 | 379 | 7 150 | 113 | 34 |
| 593 | ANTIQUARIAN, SECONOHANO STORES | 44 | 20 | 1 628 | (D) | (D) | (D) | (D) | (D) |
| 594 | BOOK, STATIONERY STORES | 10 | 6 | 730 | (D) | (D) | (D) | (D) | (D) |
| 595 | SPORTING GOODS STORES, BICYCLE SHOPS | 6 | 4 | (D) | (D) | (D) | (D) | (D) | (D) |
| 596 | FARM, GARDEN SUPPLY STORES, INCLUDING FEED STORES | 7 | 7 | 1 675 | 1 675 | 115 | 2 293 | 39 | 9 |
| 597 | JEWELRY STORES | 13 | 13 | (D) | (D) | (D) | (D) | (D) | (D) |
| 598 | FUEL, ICE DEALERS | 10 | 4 | 565 | 521 | 68 | 1 107 | 16 | 9 |
| 599 | OTHER STORES | 65 | 47 | 4 192 | 4 032 | 736 | 14 280 | 187 | 54 |
| | NONSTORE RETAILERS* | | | | | | | | |
| 53 PART* | TOTAL | 30 | 8 | 2 827 | 2 635 | 499 | 10 444 | 138 | 25 |

Standard Notes: - Represents zero. (D) Withheld to avoid disclosure. (NA) Not available. (X) Not applicable.
 *Nonstore retailers, part of SIC major group 53, are shown separately in this table.

TABLE 6. Cities With 500 Establishments or More: 1963-Continued

| SIC code | City and kind of business | Establishments | | Sales | | Payroll, entire year (\$1,000) | Payroll, workweek ended nearest Nov. 15 (dollars) | Paid employees, workweek ended nearest Nov. 15 (number) | Active proprietors of unincorporated businesses (number) |
|---|---|----------------|-----------------------|-------------------------------------|---------------------------------------|--------------------------------|---|---|--|
| | | Total (number) | With payroll (number) | Total, all establishments (\$1,000) | Establishments with payroll (\$1,000) | | | | |
| LOUISVILLE--CONTINUED | | | | | | | | | |
| FURNITURE, HOME FURNISHINGS, EQUIPMENT STORES | | | | | | | | | |
| 57 | TOTAL | 181 | 139 | 30 450 | 29 630 | 5 425 | 99 446 | 1 126 | 126 |
| 571 | FURNITURE, HOME FURNISHINGS STORES | 114 | 80 | 19 885 | 19 163 | 3 701 | 67 200 | 728 | 80 |
| 5712 | FURNITURE STORES | 77 | 57 | 15 858 | 15 392 | 2 896 | 52 600 | 552 | 54 |
| 5713 | FLOOR COVERING STORES | 21 | 13 | (0) | (0) | (0) | (0) | (0) | (0) |
| 5714 | DRAPERY, CURTAIN, UPHOLSTERY STORES | 10 | 4 | 692 | 664 | 117 | 2 062 | 28 | 8 |
| 5715 | CHINA, GLASSWARE, METALWARE STORES | 4 | 4 | (0) | (0) | (0) | (0) | (0) | (0) |
| 5719 | MISCELLANEOUS HOME FURNISHINGS STORES | 2 | 2 | (0) | (0) | (0) | (0) | (0) | (0) |
| 572 | HOUSEHOLD APPLIANCE STORES | 37 | 33 | 5 801 | 5 743 | 809 | 14 927 | 180 | 23 |
| 5732 | RADIO, TELEVISION STORES | 14 | 14 | 1 975 | 1 975 | 293 | 5 600 | 68 | 13 |
| 5733 | MUSIC STORES | 16 | 12 | 2 789 | 2 749 | 622 | 11 719 | 150 | 10 |
| | RECORD SHOPS | 5 | 3 | 150 | (0) | (0) | (0) | (0) | (0) |
| | MUSICAL INSTRUMENT STORES | 11 | 9 | 2 639 | (0) | (0) | (0) | (0) | (0) |
| EATING, DRINKING PLACES | | | | | | | | | |
| 58 | TOTAL | 880 | 694 | 52 670 | 49 634 | 11 251 | 229 790 | 5 213 | 871 |
| 5812 | EATING PLACES | 530 | 432 | 37 877 | 36 461 | 9 209 | 187 705 | 4 303 | 482 |
| | RESTAURANTS, LUNCHROOMS | 372 | 308 | 25 532 | 24 644 | 6 228 | 117 840 | 2 789 | 333 |
| | CAFETERIAS | 41 | 41 | 5 599 | 5 599 | 1 526 | 29 416 | 704 | 39 |
| | REFRESHMENT PLACES | 80 | 56 | 2 992 | 2 692 | 552 | 20 058 | 476 | 76 |
| | CATERERS | 37 | 27 | 3 754 | 3 526 | 903 | 20 391 | 334 | 34 |
| 5813 | DRINKING PLACES (ALCOHOLIC BEVERAGES) | 350 | 262 | 14 793 | 13 173 | 2 042 | 42 085 | 910 | 389 |
| DRUG STORES, PROPRIETARY STORES | | | | | | | | | |
| 59PT(591) | TOTAL | 158 | 146 | 26 886 | 26 530 | 3 597 | 63 669 | 1 160 | 133 |
| 591 | DRUG STORES | 148 | 138 | 25 779 | 25 437 | 3 497 | 61 870 | 1 127 | 125 |
| | PROPRIETARY STORES | 10 | 8 | 1 107 | 1 093 | 100 | 1 799 | 33 | 8 |
| OTHER RETAIL STORES | | | | | | | | | |
| 59 EX.591 | TOTAL | 592 | 438 | 43 561 | 40 667 | 5 098 | 97 541 | 1 506 | 539 |
| 592 | LIQUOR STORES | 186 | 168 | 18 110 | 17 214 | 1 107 | 22 668 | 429 | 200 |
| 593 | ANTIQUE STORES, SECONOHANO STORES | 105 | 63 | 3 809 | 3 355 | 535 | 10 200 | 165 | 108 |
| 5932 | ANTIQUE STORES | 17 | 5 | 578 | (0) | (0) | (0) | (0) | (0) |
| 5933 | SECONOHANO STORES | 88 | 58 | 3 231 | (0) | (0) | (0) | (0) | (0) |
| 594 | BOOK, STATIONERY STORES | 9 | 9 | 849 | 849 | 191 | 3 718 | 69 | 4 |
| 5942 | BOOK STORES | 2 | 2 | (D) | (0) | (0) | (0) | (0) | (0) |
| 5943 | STATIONERY STORES | 7 | 7 | (D) | (0) | (0) | (0) | (0) | (0) |
| 595 | SPORTING GOODS STORES, BICYCLE SHOPS | 21 | 15 | 1 384 | 1 264 | 146 | 3 190 | 54 | 13 |
| 5952 | SPORTING GOODS STORES | 14 | 10 | 995 | 911 | 95 | 2 397 | 41 | 9 |
| 5953 | BICYCLE SHOPS | 7 | 5 | 389 | 353 | 51 | 793 | 13 | 4 |
| 5962 | HAY, GRAIN, FEED STORES | 5 | 5 | 1 650 | 1 650 | 105 | 2 039 | 27 | 1 |
| 5969 | OTHER FARM SUPPLY STORES | - | - | - | - | - | - | - | - |
| | GARDEN SUPPLY STORES | 2 | 2 | (0) | (0) | (0) | (0) | (0) | (0) |
| 597 | JEWELRY STORES | 48 | 34 | 5 004 | 4 742 | 809 | 14 910 | 209 | 40 |
| 598 | FUEL, ICE DEALERS | 20 | 8 | 1 747 | 1 643 | 209 | 4 159 | 62 | 19 |
| 5982 | COAL AND WOOD DEALERS | 13 | 7 | 1 503 | (0) | (0) | (0) | (0) | (0) |
| | ICE DEALERS | 7 | 1 | 244 | (0) | (0) | (0) | (0) | (0) |
| 5983 | FUEL OIL DEALERS | - | - | - | - | - | - | - | - |
| 5984 | BOTTLE GAS DEALERS | - | - | - | - | - | - | - | - |
| 5992 | FLORISTS | 47 | 35 | 2 035 | 1 855 | 306 | 5 262 | 102 | 49 |
| 5993 | CIGAR STORES, STANOS | 12 | 6 | 507 | 411 | 50 | 822 | 18 | 10 |
| 5994 | NEWS DEALERS, NEWSSTANOS | 7 | 1 | 320 | (0) | (0) | (0) | (0) | (0) |
| 5996 | CAMERA, PHOTOGRAPHIC SUPPLY STORES | 6 | 6 | 1 086 | 1 086 | 135 | 2 984 | 27 | 1 |
| 5997 | GIFT, NOVELTY, SOUVENIR SHOPS | 15 | 9 | 582 | 562 | 80 | 1 826 | 34 | 13 |
| 5998 | OPTICAL GOODS STORES | 49 | 47 | 2 557 | 2 507 | 753 | 14 975 | 160 | 31 |
| 5999 | TYPEWRITER STORES | 2 | 2 | (0) | (0) | (0) | (0) | (0) | (0) |
| | LUGGAGE, LEATHER GOODS STORES | 4 | 4 | 500 | 500 | 90 | 1 445 | 19 | - |
| | HOBBY, TOY, GAME SHOPS | 11 | 7 | 296 | 276 | 39 | 707 | 14 | 8 |
| | RELIGIOUS GOODS STORES | - | - | - | - | - | - | - | - |
| | PET SHOPS | 8 | 2 | (D) | (D) | (0) | (0) | (0) | (0) |
| | OTHER | 35 | 15 | 1 831 | 1 585 | 298 | 5 150 | 66 | 25 |
| NONSTORE RETAILERS* | | | | | | | | | |
| 53 PART* | TOTAL | 167 | 45 | 15 591 | 14 509 | 2 538 | 50 966 | 637 | 140 |
| 532 | MAIL-ORDER HOUSES | 5 | 3 | (0) | (0) | (0) | (0) | (0) | (0) |
| 534 | MERCHANDISE VENDING MACHINE OPERATORS | 31 | 17 | 7 327 | 7 175 | 922 | 16 318 | 165 | 21 |
| 535 | DIRECT SELLING (HOUSE-TO-HOUSE) ORGANIZATIONS | 131 | 25 | (0) | (0) | (0) | (0) | (0) | (0) |

Standard Notes: - Represents zero. (D) Withheld to avoid disclosure. (NA) Not available. (X) Not applicable.

*Nonstore retailers, part of SIC major group 53, are shown separately in this table.

TABLE 6. Cities With 500 Establishments or More: 1963-Continued

| SIC code | City and kind of business | Establishments | | Sales | | Payroll, entire year (\$1,000) | Payroll, workweek ended nearest Nov. 15 (dollars) | Paid employees, workweek ended nearest Nov. 15 (number) | Active proprietors of unincorporated businesses (number) |
|--------------|--|----------------|-----------------------|-------------------------------------|---------------------------------------|--------------------------------|---|---|--|
| | | Total (number) | With payroll (number) | Total, all establishments (\$1,000) | Establishments with payroll (\$1,000) | | | | |
| | <u>OWENSBORO</u> | | | | | | | | |
| | RETAIL TRADE, TOTAL | 534 | 410 | 81 781 | 79 349 | 9 293 | 181 415 | 3 053 | 479 |
| | LUMBER, BUILDING MATERIALS, HARDWARE, FARM EQUIPMENT DEALERS | | | | | | | | |
| | TOTAL | 27 | 25 | 5 064 | (D) | (D) | (D) | (D) | (D) |
| 521 | LUMBER AND OTHER BUILDING MATERIALS DEALERS | 9 | 9 | 3 211 | 3 211 | 436 | 8 413 | 99 | 9 |
| 522-524 | HEATING, PLUMBING, PAINT, ELECTRICAL STORES | 8 | 8 | 554 | 554 | 82 | 1 876 | (D) | 5 |
| 5251 | HARDWARE STORES | 8 | 6 | (D) | (D) | (D) | (D) | (D) | (D) |
| 5252 | FARM EQUIPMENT DEALERS | 2 | 2 | (O) | (D) | (O) | (O) | (O) | (O) |
| | GENERAL MERCHANDISE GROUP STORES* | | | | | | | | |
| | TOTAL | 19 | 17 | 11 983 | 11 981 | 1 866 | 36 251 | 620 | 12 |
| 531 PART* | DEPARTMENT STORES | 3 | 3 | 8 440 | 8 440 | 1 396 | 27 657 | 403 | - |
| 533 | LIMITED PRICE VARIETY STORES | 8 | 8 | 3 258 | 3 258 | 441 | 8 034 | 205 | 4 |
| 539 | MISCELLANEOUS GENERAL MERCHANDISE STORES | 8 | 6 | 285 | 283 | 29 | 560 | 12 | 8 |
| | FOOD STORES | | | | | | | | |
| | TOTAL | 82 | 46 | 19 311 | 18 055 | 1 294 | 24 614 | 435 | 77 |
| 541 | GROCERY STORES, INCLUDING DELICATESSENS | 73 | 39 | 19 097 | 17 853 | 1 261 | 23 838 | 414 | 68 |
| 542 | MEAT MARKETS, FISH (SEAFOOD) MARKETS | - | - | - | - | - | - | - | - |
| 543 | FRUIT STORES, VEGETABLE MARKETS | 3 | 1 | (D) | (O) | (O) | (D) | (O) | (O) |
| 544 | CANDY, NUT, CONFECTIONERY STORES | 2 | 2 | (D) | (D) | (D) | (O) | (O) | (O) |
| 545-549 | OTHER FOOD STORES | 4 | 4 | 101 | 101 | 17 | 465 | 16 | 4 |
| | AUTOMOTIVE DEALERS | | | | | | | | |
| | TOTAL | 44 | 24 | 14 833 | 14 519 | 1 311 | 25 810 | 287 | 39 |
| | GASOLINE SERVICE STATIONS | | | | | | | | |
| | TOTAL | 60 | 54 | 4 572 | 4 384 | 437 | 8 571 | 157 | 61 |
| | APPAREL, ACCESSORY STORES | | | | | | | | |
| | TOTAL | 46 | 42 | (O) | (D) | (D) | (D) | (D) | (D) |
| 561-567 | MEN'S, BOYS' APPAREL STORES, CUSTOM TAILORS | 7 | 7 | 722 | 722 | 81 | 1 297 | 23 | 6 |
| 562-3-568 | WOMEN'S CLOTHING, SPECIALTY STORES | 16 | 16 | (D) | (O) | (O) | (D) | (D) | (D) |
| 562 | WOMEN'S READY-TO-WEAR STORES | 11 | 11 | (D) | (O) | (O) | (D) | (O) | (D) |
| 563-568 | WOMEN'S ACCESSORY, SPECIALTY STORES, FURRIERS | 5 | 5 | 152 | 144 | 23 | 308 | 7 | 2 |
| 565 | FAMILY CLOTHING STORES | 7 | 5 | 2 399 | 2 391 | 257 | 5 282 | 106 | 4 |
| 566 | SHOE STORES | 12 | 10 | 899 | 891 | 106 | 1 875 | 45 | 7 |
| 564-569 | OTHER APPAREL, ACCESSORY STORES | 4 | 4 | 228 | 228 | 30 | 556 | 15 | 3 |
| | FURNITURE, HOME FURNISHINGS, EQUIPMENT STORES | | | | | | | | |
| | TOTAL | 39 | 29 | (O) | (D) | (O) | (D) | (D) | (D) |
| 571 | FURNITURE, HOME FURNISHINGS STORES | 28 | 18 | (D) | (O) | 365 | (D) | (D) | (D) |
| 572-573 | HOUSEHOLD APPLIANCE, RADIO, TELEVISION, MUSIC STORES | 11 | 11 | 1 832 | 1 832 | 261 | 4 734 | 76 | 8 |
| | EATING, DRINKING PLACES | | | | | | | | |
| | TOTAL | 99 | 87 | 5 357 | 5 067 | 1 066 | 23 169 | 532 | 97 |
| 5812 | EATING PLACES | 81 | 71 | 4 369 | 4 243 | 978 | 21 109 | 488 | 76 |
| 5813 | DRINKING PLACES (ALCOHOLIC BEVERAGES) | 18 | 16 | 988 | 824 | 88 | 2 060 | 44 | 21 |
| | DRUG STORES, PROPRIETARY STORES | | | | | | | | |
| | TOTAL | 22 | 20 | (D) | (D) | (O) | (D) | (D) | (D) |
| 591 PT (591) | DRUG STORES | 16 | 16 | (D) | (D) | (O) | (D) | (D) | (D) |
| (| PROPRIETARY STORES | 6 | 4 | 220 | 178 | 24 | 423 | 9 | 7 |
| | OTHER RETAIL STORES | | | | | | | | |
| | TOTAL | 80 | 60 | 5 619 | 5 491 | 692 | 13 391 | 222 | 76 |
| 592 EX-591 | LIQUOR STORES | 9 | 9 | 878 | 878 | 55 | 1 495 | 25 | 8 |
| 593 | ANTIQUARIAN STORES, ECONOMIC STORES | 17 | 9 | (D) | (D) | (D) | (D) | (D) | (D) |
| 594 | BOOK, STATIONERY STORES | 2 | - | 6 | - | - | - | - | 2 |
| 595 | SPORTING GOODS STORES, BICYCLE SHOPS | 5 | 5 | (D) | (O) | (O) | (D) | (D) | (D) |
| 596 | FARM, GARDEN SUPPLY STORES, INCLUDING FEED STORES | 7 | 3 | 855 | (O) | (D) | (O) | (O) | (O) |
| 597 | JEWELRY STORES | 10 | 10 | 1 580 | 1 580 | 233 | 4 425 | 69 | 5 |
| 598 | FUEL, ICE DEALERS | 6 | 4 | (D) | (D) | (D) | (D) | (D) | (D) |
| 599 | OTHER STORES | 24 | 20 | 1 059 | 1 025 | 143 | 2 233 | 42 | 25 |
| | NONSTORE RETAILERS* | | | | | | | | |
| | TOTAL | 16 | 6 | 779 | (D) | (D) | (D) | (D) | (D) |

Standard Notes: - Represents zero. (D) Withheld to avoid disclosure. (NA) Not available. (X) Not applicable.
 *Nonstore retailers, part of SIC major group 53, are shown separately in this table.

TABLE 6. Cities With 500 Establishments or More: 1963-Continued

| SIC code | City and kind of business | Establishments | | Sales | | Payroll, entire year (\$1,000) | Payroll, workweek ended nearest Nov. 15 (dollars) | Paid employees, workweek ended nearest Nov. 15 (number) | Active proprietors of unincorporated businesses (number) |
|-----------|---|-------------------|--------------------------|--|--|-----------------------------------|--|--|---|
| | | Total (number) | With payroll (number) | Total, all establishments (\$1,000) | Establishments with payroll (\$1,000) | | | | |
| | <u>PADUCAH</u> | | | | | | | | |
| | RETAIL TRADE, TOTAL | 546 | 364 | 79 094 | 75 004 | 8 242 | 157 447 | 2 827 | 534 |
| | LUMBER, BUILDING MATERIALS, HARDWARE, FARM EQUIPMENT DEALERS | | | | | | | | |
| 52 | TOTAL | 23 | 19 | 5 463 | 5 349 | 701 | 13 335 | 176 | 17 |
| 521 | LUMBER AND OTHER BUILDING MATERIALS DEALERS | 9 | 7 | (D) | (D) | (D) | (D) | (D) | (D) |
| 522-524 | HEATING, PLUMBING, PAINT, ELECTRICAL STORES | 10 | 8 | (D) | (D) | (D) | (D) | (D) | (D) |
| 5251 | HARDWARE STORES | 3 | 3 | (D) | (D) | (D) | (D) | (D) | (D) |
| 5252 | FARM EQUIPMENT DEALERS | 1 | 1 | (D) | (D) | (D) | (D) | (D) | (D) |
| | GENERAL MERCHANDISE GROUP STORES* | | | | | | | | |
| 53 PART* | TOTAL | 20 | 16 | 13 604 | 13 570 | 1 887 | 39 069 | 725 | 12 |
| 531 | DEPARTMENT STORES | 3 | 3 | 8 864 | 8 864 | 1 297 | 26 645 | 433 | - |
| 533 | LIMITED PRICE VARIETY STORES | 8 | 6 | (D) | (D) | (D) | (D) | (D) | (D) |
| 539 | MISCELLANEOUS GENERAL MERCHANDISE STORES | 9 | 7 | (D) | (D) | (D) | (D) | (D) | (D) |
| | FOOD STORES | | | | | | | | |
| 54 | TOTAL | 92 | 36 | 14 828 | 13 388 | 928 | 16 364 | 277 | 98 |
| 541 | GROCERY STORES, INCLUDING DELICATESSENS | 85 | 31 | 14 587 | 13 159 | 882 | 15 601 | 259 | 88 |
| 542 | MEAT MARKETS, FISH (SEAFOOD) MARKETS | 3 | 1 | (D) | (D) | (D) | (D) | (D) | (D) |
| 543 | FRUIT STORES, VEGETABLE MARKETS | - | - | - | - | - | - | - | - |
| 544 | CANDY, NUT, CONFECTIONERY STORES | - | - | (D) | (D) | (D) | (D) | (D) | (D) |
| 545-549 | OTHER FOOD STORES | 4 | 4 | (D) | (D) | (D) | (D) | (D) | (D) |
| | AUTOMOTIVE DEALERS | | | | | | | | |
| 55 EX-554 | TOTAL | 44 | 34 | 17 115 | 16 925 | 1 290 | 22 735 | 311 | 33 |
| | GASOLINE SERVICE STATIONS | | | | | | | | |
| 55PT(554) | TOTAL | 69 | 53 | 5 042 | 4 640 | 405 | 7 339 | 135 | 76 |
| | APPAREL, ACCESSORY STORES | | | | | | | | |
| 56 | TOTAL | 38 | 32 | 5 663 | 5 529 | 757 | 14 965 | 274 | 25 |
| 561,567 | MEN'S, BOYS' APPAREL STORES, CUSTOM TAILORS | 6 | 6 | (D) | (D) | (D) | (D) | (D) | (D) |
| 562-3,568 | WOMEN'S CLOTHING, SPECIALTY STORES | 15 | 15 | 2 763 | 2 763 | 352 | 7 019 | 129 | 12 |
| 562 | WOMEN'S READY-TO-WEAR STORES | 11 | 11 | 2 359 | 2 359 | 302 | 6 473 | 119 | 11 |
| 563,568 | WOMEN'S ACCESSORY, SPECIALTY STORES, FURRIERS | 4 | 4 | 404 | 404 | 50 | 546 | 10 | 1 |
| 565 | FAMILY CLOTHING STORES | 1 | 1 | (D) | (D) | (D) | (D) | (D) | (D) |
| 566 | SHOE STORES | 15 | 9 | 1 234 | 1 100 | 151 | 3 689 | 52 | 11 |
| 564,569 | OTHER APPAREL, ACCESSORY STORES | 1 | 1 | (D) | (D) | (D) | (D) | (D) | (D) |
| | FURNITURE, HOME FURNISHINGS, EQUIPMENT STORES | | | | | | | | |
| 57 | TOTAL | 34 | 28 | 3 742 | (D) | (D) | (D) | (D) | (D) |
| 571 | FURNITURE, HOME FURNISHINGS STORES | 14 | 10 | 1 982 | (D) | (D) | (D) | (D) | (D) |
| 572,573 | HOUSEHOLD APPLIANCE, RADIO, TELEVISION, MUSIC STORES | 20 | 18 | 1 760 | (D) | (D) | (D) | (D) | (D) |
| | EATING, DRINKING PLACES | | | | | | | | |
| 58 | TOTAL | 93 | 61 | 4 518 | 4 100 | 781 | 14 965 | 421 | 103 |
| 5812 | EATING PLACES | 71 | 49 | 3 273 | 3 085 | 629 | 12 208 | 362 | 72 |
| 5813 | DRINKING PLACES (ALCOHOLIC BEVERAGES) | 22 | 12 | 1 245 | 1 015 | 152 | 2 757 | 59 | 31 |
| | DRUG STORES, PROPRIETARY STORES | | | | | | | | |
| 59PT(591) | TOTAL | 21 | 21 | (D) | (D) | (D) | (D) | (D) | (D) |
| 591 | DRUG STORES | 17 | 17 | (D) | (D) | (D) | (D) | (D) | (D) |
| (| PROPRIETARY STORES | 4 | 4 | 358 | 358 | 44 | 943 | 15 | 4 |
| | OTHER RETAIL STORES | | | | | | | | |
| 59 EX-591 | TOTAL | 82 | 56 | 5 586 | 4 762 | 544 | 10 220 | 200 | 91 |
| 592 | LIQUOR STORES | 24 | 20 | (D) | (D) | (D) | (D) | (D) | (D) |
| 593 | ANTIQUA STORES, SECONDHAND STORES | 9 | 7 | 177 | (D) | (D) | (D) | (D) | (D) |
| 594 | BOOK, STATIONERY STORES | 1 | 1 | (D) | (D) | (D) | (D) | (D) | (D) |
| 595 | SPORTING GOODS STORES, BICYCLE SHOPS | 3 | 1 | (D) | (D) | (D) | (D) | (D) | (D) |
| 596 | FARM, GARDEN SUPPLY STORES, INCLUDING FEED STORES | 5 | 3 | 740 | 672 | 77 | 1 357 | 17 | 5 |
| 597 | JEWELRY STORES | 4 | 4 | 419 | 407 | 50 | 1 049 | 15 | 5 |
| 598 | FUEL, ICE DEALERS | 10 | 4 | 262 | 190 | 19 | 403 | 15 | 9 |
| 599 | OTHER STORES | 26 | 16 | 1 116 | (D) | (D) | (D) | (D) | (D) |
| | NONSTORE RETAILERS* | | | | | | | | |
| 53 PART* | TOTAL | 30 | 8 | (D) | 626 | 93 | 1 830 | 35 | (D) |

Standard Notes: - Represents zero. (D) Withheld to avoid disclosure. (NA) Not available. (X) Not applicable.
 *Nonstore retailers, part of SIC major group 53, are shown separately in this table.

TABLE 7. In-Plant Food Contractors: 1963

| SIC code | Standard metropolitan statistical area and kind of business | Establishments | | Sales | | Payroll, entire year (\$1,000) | Payroll, workweek ended nearest Nov. 15 (dollars) | Paid employees, workweek ended nearest Nov. 15 (number) | Active proprietors of unincorporated businesses (number) |
|--|---|-------------------|--------------------------|--|--|-----------------------------------|--|--|---|
| | | Total (number) | With payroll (number) | Total, all establishments (\$1,000) | Establishments with payroll (\$1,000) | | | | |
| <u>KENTUCKY</u> | | | | | | | | | |
| 5812 PART | IN-PLANT FOOD CONTRACTORS, TOTAL | 83 | 79 | 5 876 | 5 828 | 1 541 | 34 464 | 659 | 44 |
| | RESTAURANTS, LUNCHROOMS. | 21 | 17 | 2 013 | 1 965 | 594 | 13 336 | 248 | 18 |
| | CAFETERIAS | 31 | 31 | 2 768 | 2 768 | 738 | 17 071 | 338 | 18 |
| | REFRESHMENT PLACES | 31 | 31 | 1 095 | 1 095 | 209 | 4 057 | 73 | 8 |
| <u>CINCINNATI, OHIO-KY,-IND., SMSA</u> | | | | | | | | | |
| 5812 PART | IN-PLANT FOOD CONTRACTORS, TOTAL | 53 | 53 | 5 120 | 5 120 | 1 800 | 37 084 | 716 | 18 |
| | RESTAURANTS, LUNCHROOMS. | 11 | 11 | (D) | (D) | (D) | (D) | (D) | (D) |
| | CAFETERIAS | 41 | 41 | 4 260 | 4 260 | 1 529 | 32 302 | 614 | 10 |
| | REFRESHMENT PLACES | 1 | 1 | (D) | (D) | (D) | (D) | (D) | (D) |
| <u>HUNTINGTON-ASHLAND, W. VA.-KY,-OHIO, SMSA</u> | | | | | | | | | |
| 5812 PART | IN-PLANT FOOD CONTRACTORS, TOTAL | 8 | 8 | 597 | 597 | 185 | 2 002 | 45 | 5 |
| | RESTAURANTS, LUNCHROOMS. | 2 | 2 | (D) | (D) | (D) | (D) | (D) | (D) |
| | CAFETERIAS | 6 | 6 | (D) | (D) | (D) | (D) | (D) | (D) |
| <u>LEXINGTON SMSA</u> | | | | | | | | | |
| 5812 PART | IN-PLANT FOOD CONTRACTORS, TOTAL | 5 | 5 | 738 | 738 | 201 | 4 322 | 68 | 1 |
| | CAFETERIAS | 4 | 4 | (D) | (D) | (D) | (D) | (D) | (D) |
| | REFRESHMENT PLACES | 1 | 1 | (D) | (D) | (D) | (D) | (D) | (D) |
| <u>LOUISVILLE, KY,-IND., SMSA</u> | | | | | | | | | |
| 5812 PART | IN-PLANT FOOD CONTRACTORS, TOTAL | 36 | 36 | 2 459 | 2 459 | 650 | 15 865 | 300 | 23 |
| | RESTAURANTS, LUNCHROOMS. | 8 | 8 | 893 | 893 | 258 | 6 537 | 105 | 6 |
| | CAFETERIAS | 16 | 16 | 1 258 | 1 258 | 330 | 8 151 | 180 | 12 |
| | REFRESHMENT PLACES | 12 | 12 | 308 | 308 | 62 | 1 177 | 15 | 5 |

Standard Notes: - Represents zero. (D) Withheld to avoid disclosure. (NA) Not available. (X) Not applicable.

TABLE 8. Commissaries, Exchanges, and Eating and Drinking Places Operated for Military Personnel by the U. S. Department of Defense: 1963

[These data were collected by the Department of Defense and are not included in any of the tabulations of the 1963 Census of Business]

| County | Sales | Civilian payroll, entire year | Civilian employees, workweek ended nearest Nov. 15 | Civilian payroll, workweek ended nearest Nov. 15 | Sales | Civilian payroll, entire year | Civilian employees, workweek ended nearest Nov. 15 | Civilian payroll, workweek ended nearest Nov. 15 |
|---------------------------|-----------|-------------------------------|--|--|----------------------------|-------------------------------|--|--|
| | (\$1,000) | (\$1,000) | (number) | (dollars) | (\$1,000) | (\$1,000) | (number) | (dollars) |
| TOTAL | | | | | COMMISSARIES | | | |
| KENTUCKY, TOTAL | 27 314 | 3 469 | 1 130 | 62 712 | 5 804 | 393 | 70 | 7 640 |
| CHRISTIAN | 7 589 | 1 079 | 394 | 19 276 | - | - | - | - |
| FAYETTE | 213 | 78 | 31 | 1 507 | - | - | - | - |
| HARDIN | 19 462 | 2 299 | 701 | 41 665 | 5 804 | 393 | 70 | 7 640 |
| MADISON | 50 | 13 | 4 | 264 | - | - | - | - |
| EXCHANGES | | | | | EATING AND DRINKING PLACES | | | |
| KENTUCKY, TOTAL | 17 247 | 2 043 | 617 | 38 376 | 4 263 | 1 033 | 443 | 16 696 |
| CHRISTIAN | 6 010 | 589 | 177 | 13 175 | 1 579 | 490 | 217 | 6 101 |
| FAYETTE | - | - | - | - | 213 | 78 | 31 | 1 507 |
| HARDIN | 11 237 | 1 454 | 440 | 25 201 | 2 421 | 452 | 191 | 8 824 |
| MADISON | - | - | - | - | 50 | 13 | 4 | 264 |

Standard Notes: - Represents zero. (D) Withheld to avoid disclosure. (NA) Not available. (X) Not applicable.

TABLE 9. Counties; Cities of 2,500 Inhabitants or More: 1958—Continued

| County and city | Establishments | | Sales | | Payroll, entire year (\$1,000) | County and city | Establishments | | Sales | | Payroll, entire year (\$1,000) |
|-------------------------------|----------------|-----------------------|-------------------------------------|---------------------------------------|--------------------------------|--------------------------------------|----------------|-----------------------|-------------------------------------|---------------------------------------|--------------------------------|
| | Total (number) | With payroll (number) | Total, all establishments (\$1,000) | Establishments with payroll (\$1,000) | | | Total (number) | With payroll (number) | Total, all establishments (\$1,000) | Establishments with payroll (\$1,000) | |
| LAUREL COUNTY | 299 | 135 | 16 352 | 13 646 | 1 115 | OWEN COUNTY | 78 | 44 | 4 384 | 3 694 | 321 |
| LONDON | 121 | 87 | 10 672 | 9 950 | 807 | OWSLEY COUNTY | 71 | 9 | 1 330 | 514 | 26 |
| REMAINDER OF COUNTY | 178 | 48 | 5 680 | 3 696 | 308 | PENOLETON COUNTY | 110 | 66 | 7 080 | 6 348 | 549 |
| LAWRENCE COUNTY | 131 | 63 | 5 384 | 4 234 | 336 | PERRY COUNTY | 327 | 159 | 23 722 | 20 292 | 2 120 |
| LEE COUNTY | 70 | 28 | 3 209 | 2 453 | 157 | HAZAKO | 117 | 95 | 14 405 | 14 075 | 1 610 |
| LESLIE COUNTY | 125 | 33 | 4 442 | 3 044 | 261 | REMAINDER OF COUNTY | 210 | 64 | 9 317 | 6 217 | 510 |
| LETCHER COUNTY | 250 | 110 | 14 779 | 11 419 | 1 049 | PIKE COUNTY | 600 | 232 | 32 339 | 25 921 | 2 743 |
| JENKINS | 17 | 11 | 1 243 | 1 133 | 105 | PIKEVILLE | 135 | 103 | 15 596 | 15 048 | 1 764 |
| REMAINDER OF COUNTY | 233 | 99 | 13 536 | 10 286 | 944 | REMAINDER OF COUNTY | 465 | 129 | 16 743 | 10 873 | 979 |
| LEWIS COUNTY | 102 | 38 | 5 245 | 3 783 | 277 | POWELL COUNTY | 61 | 13 | 1 883 | 797 | 70 |
| LINCOLN COUNTY | 184 | 82 | 8 714 | 6 320 | 547 | PULASKI COUNTY | 367 | 165 | 22 353 | 17 479 | 1 723 |
| LIVINGSTON COUNTY | 103 | 37 | 3 383 | 1 697 | 122 | SOMERSET | 154 | 110 | 15 011 | 13 885 | 1 393 |
| LOGAN COUNTY | 221 | 145 | 17 049 | 15 479 | 1 301 | REMAINDER OF COUNTY | 213 | 55 | 7 342 | 3 594 | 330 |
| RUSSELLVILLE | 100 | 82 | 10 593 | 10 277 | 871 | ROBERTSON COUNTY | 25 | 7 | 556 | 252 | 22 |
| REMAINDER OF COUNTY | 121 | 63 | 6 456 | 5 202 | 430 | ROCKCASTLE COUNTY | 165 | 63 | 5 239 | 3 379 | 219 |
| LYON COUNTY | 65 | 27 | 2 448 | 1 768 | 133 | ROWAN COUNTY | 134 | 74 | 8 581 | 7 231 | 682 |
| MCCRACKEN COUNTY | 682 | 426 | 66 642 | 61 754 | 6 731 | MOREHEAD | 85 | 55 | 6 879 | 6 263 | 584 |
| PAOUCAH | 534 | 370 | 60 032 | 56 884 | 6 360 | REMAINDER OF COUNTY | 49 | 19 | 1 702 | 96B | 98 |
| REMAINDER OF COUNTY | 148 | 56 | 6 610 | 4 870 | 371 | RUSSELL COUNTY | 137 | 53 | 5 322 | 4 044 | 255 |
| MCCREARY COUNTY | 103 | 39 | 5 303 | 3 427 | 299 | SCOTT COUNTY | 158 | 92 | 10 722 | 9 668 | 918 |
| MCLEAN COUNTY | 98 | 58 | 4 929 | 4 041 | 280 | GEORGETOWN | 94 | 74 | 8 589 | 8 263 | 778 |
| MAOISON COUNTY | 375 | 211 | 29 111 | 25 659 | 2 650 | REMAINDER OF COUNTY | 64 | 18 | 2 133 | 1 405 | 140 |
| BEREA | 68 | 50 | 5 269 | 4 795 | 405 | SHELBY COUNTY | 187 | 129 | 18 174 | 17 008 | 1 580 |
| RICHMOND | 200 | 134 | 19 923 | 18 521 | 2 104 | SHELBYVILLE | 114 | 86 | 14 057 | 13 439 | 1 255 |
| REMAINDER OF COUNTY | 107 | 27 | 3 919 | 2 343 | 141 | REMAINDER OF COUNTY | 73 | 43 | 4 117 | 3 569 | 325 |
| MAGOFFIN COUNTY | 78 | 30 | 3 021 | 1 971 | 166 | SIMPSON COUNTY | 138 | 80 | 11 214 | 9 804 | 992 |
| MARION COUNTY | 156 | 108 | 10 958 | 9 922 | 779 | FRANKLIN | 92 | 68 | 9 818 | 9 256 | 947 |
| LEBANON | 99 | 79 | 8 472 | 7 966 | 690 | REMAINDER OF COUNTY | 46 | 12 | 1 396 | 548 | 45 |
| REMAINDER OF COUNTY | 57 | 29 | 2 486 | 1 956 | 89 | SPENCER COUNTY | 41 | 25 | 5 448 | 4 842 | 467 |
| MARSHALL COUNTY | 187 | 97 | 10 914 | 8 954 | 686 | TAYLOR COUNTY | 168 | 112 | 12 008 | 11 008 | 1 034 |
| MARTIN COUNTY | 83 | 17 | 2 578 | 1 024 | 100 | CAMPBELLESVILLE | 117 | 91 | 10 078 | 9 494 | 929 |
| MASON COUNTY | 260 | 166 | 21 418 | 19 442 | 1 998 | REMAINDER OF COUNTY | 51 | 21 | 1 930 | 1 514 | 105 |
| MAYSVILLE | 162 | 124 | 18 031 | 17 199 | 1 850 | TOOO COUNTY | 139 | 79 | 7 218 | 6 078 | 482 |
| REMAINDER OF COUNTY | 98 | 42 | 3 387 | 2 243 | 148 | TRIGG COUNTY | 93 | 51 | 5 584 | 4 318 | 311 |
| MEAEO COUNTY | 102 | 58 | 7 394 | 6 458 | 545 | TRIMBLE COUNTY | 40 | 26 | 1 855 | 1 517 | 117 |
| MENIFEE COUNTY | 30 | 8 | 962 | 536 | 21 | UNION COUNTY | 210 | 126 | 13 523 | 11 471 | 1 095 |
| MERCER COUNTY | 163 | 97 | 12 018 | 10 654 | 896 | MORGANFIELD | 85 | 61 | 6 478 | 5 754 | 566 |
| HARRODSBURG | 107 | 81 | 9 999 | 9 469 | 796 | REMAINDER OF COUNTY | 125 | 65 | 7 045 | 5 717 | 529 |
| REMAINDER OF COUNTY | 56 | 16 | 2 019 | 1 185 | 100 | WARREN COUNTY | 515 | 295 | 48 423 | 43 725 | 4 591 |
| METCALFE COUNTY | 99 | 35 | 4 373 | 2 695 | 199 | BOWLING GREEN | 376 | 252 | 42 392 | 39 718 | 4 284 |
| MONROE COUNTY | 107 | 55 | 8 380 | 7 346 | 397 | REMAINDER OF COUNTY | 139 | 43 | 6 031 | 4 007 | 307 |
| MONTGOMERY COUNTY | 197 | 111 | 15 202 | 13 162 | 1 127 | WASHINGTON COUNTY | 105 | 69 | 8 066 | 7 084 | 625 |
| MOUNT STERLING | 127 | 93 | 12 095 | 11 309 | 1 042 | WAYNE COUNTY | 123 | 51 | 6 817 | 5 233 | 397 |
| REMAINDER OF COUNTY | 70 | 18 | 3 107 | 1 853 | 85 | MONTICELLO | 69 | 43 | 5 310 | 4 798 | 382 |
| MORGAN COUNTY | 86 | 32 | 5 513 | 3 863 | 250 | REMAINDER OF COUNTY | 54 | 8 | 1 507 | 435 | 15 |
| MUHLENBERG COUNTY | 269 | 157 | 19 511 | 17 203 | 1 449 | WEBSTER COUNTY | 201 | 105 | 10 369 | 7 879 | 621 |
| CENTRAL CITY | 89 | 67 | 8 794 | 8 540 | 691 | PROVIOENCE | 65 | 39 | 4 895 | 4 061 | 313 |
| GREENVILLE | 67 | 55 | 6 663 | 6 405 | 591 | REMAINDER OF COUNTY | 136 | 66 | 5 474 | 3 818 | 308 |
| REMAINDER OF COUNTY | 113 | 35 | 4 054 | 2 258 | 167 | WHITLEY COUNTY | 308 | 180 | 18 997 | 16 721 | 1 557 |
| NELSON COUNTY | 170 | 106 | 15 041 | 13 385 | 1 267 | CORBIN (PART) ¹ | 140 | 106 | 11 020 | 10 254 | 1 067 |
| BAROSTOWN | 75 | 61 | 10 826 | 10 546 | 1 097 | WILLIAMSBURG | 69 | 47 | 4 921 | 4 617 | 367 |
| REMAINDER OF COUNTY | 95 | 45 | 4 215 | 2 839 | 170 | REMAINOER OF COUNTY | 99 | 27 | 3 056 | 1 850 | 123 |
| NICHOLAS COUNTY | 73 | 49 | 4 293 | 3 591 | 271 | WOLFE COUNTY | 53 | 13 | 1 367 | 627 | 52 |
| OHIO COUNTY | 194 | 84 | 8 397 | 6 615 | 583 | WOODFORD COUNTY | 134 | 84 | 8 795 | 7 783 | 645 |
| OLOHAM COUNTY | 95 | 63 | 8 557 | 7 937 | 603 | VERSAILLES | 78 | 60 | 6 852 | 6 490 | 532 |
| | | | | | | REMAINOER OF COUNTY | 56 | 24 | 1 943 | 1 293 | 113 |

Standard Notes: — Represents zero. (D) Withheld to avoid disclosure. (NA) Not available. (X) Not applicable.
¹Corbin is in Knox and Whitley Counties.

TABLE 10. Standard Metropolitan Statistical Areas: 1958

[Data are based on 1964 SMSA definitions]

| SIC code | Kind of business | Establishments | | Sales | | Establishments | | Sales | |
|---|---|----------------|-----------------------|-------------------------------------|---------------------------------------|----------------|-----------------------|-------------------------------------|---------------------------------------|
| | | Total (number) | With payroll (number) | Total, all establishments (\$1,000) | Establishments with payroll (\$1,000) | Total (number) | With payroll (number) | Total, all establishments (\$1,000) | Establishments with payroll (\$1,000) |
| CINCINNATI, OHIO-KY-IND., SMSA | | | | | | | | | |
| HUNTINGTON-ASHLAND, W. VA.-KY.-OHIO, SMSA | | | | | | | | | |
| | RETAIL TRADE, TOTAL | 11 769 | 8 107 | 1 404 041 | 1 328 317 | 2 563 | 1 551 | 265 791 | 245 207 |
| 52 | LUMBER, BLDG MATLS, HOWE, FARM EQUIP. DEALERS | 570 | 410 | 75 616 | 72 260 | 118 | 88 | 15 825 | 15 197 |
| 53 PART* | GENERAL MERCHANDISE GROUP STORES* | 356 | 242 | 178 411 | 176 127 | 150 | 74 | 38 008 | 36 018 |
| 54 | FOOD STORES | 2 834 | 1 784 | 369 912 | 341 448 | 664 | 262 | 69 308 | 60 284 |
| 55 EX.554 | AUTOMOTIVE DEALERS. | 444 | 356 | 202 917 | 200 753 | 164 | 116 | 45 220 | 44 154 |
| 55PT(554) | GASOLINE SERVICE STATIONS | 1 021 | 821 | 88 596 | 81 342 | 272 | 198 | 17 323 | 15 103 |
| 56 | APPAREL, ACCESSORY STORES | 672 | 554 | (0) | 81 442 | 153 | 129 | 17 690 | 17 010 |
| 57 | FURNITURE, HOME FURNISHINGS, EQUIPMENT STORES | 592 | 426 | 70 256 | 67 322 | 138 | 104 | 14 153 | 13 639 |
| 58 | EATING, DRINKING PLACES | 2 610 | 2 072 | 133 000 | 124 230 | 479 | 333 | 15 602 | 13 348 |
| 59PT(591) | DRUG STORES, PROPRIETARY STORES | 440 | 418 | 48 595 | 48 033 | 70 | 70 | 7 766 | 7 766 |
| 59 EX.591 | OTHER RETAIL STORES | 1 404 | 892 | 107 926 | 99 846 | 255 | 153 | 16 431 | 15 165 |
| 53 PART* | NONSTORE RETAILERS* | 826 | 130 | (D) | 35 473 | 100 | 24 | 8 465 | 7 523 |
| LEXINGTON SMSA | | | | | | | | | |
| LOUISVILLE, KY-IND., SMSA | | | | | | | | | |
| | RETAIL TRADE, TOTAL | 1 138 | 826 | 170 427 | 164 417 | 6 431 | 4 473 | 819 752 | 781 328 |
| 52 | LUMBER, BLDG MATLS, HOWE, FARM EQUIP. DEALERS | 61 | 49 | 13 915 | 13 769 | 346 | 228 | 42 742 | 40 224 |
| 53 PART* | GENERAL MERCHANDISE GROUP STORES* | 43 | 25 | 22 617 | 22 291 | 221 | 141 | 98 119 | 96 907 |
| 54 | FOOD STORES | 197 | 115 | 34 352 | 32 050 | 1 263 | 769 | 196 465 | 183 637 |
| 55 EX.554 | AUTOMOTIVE DEALERS. | 45 | 39 | 26 341 | 25 879 | 315 | 211 | 146 538 | 144 068 |
| 55PT(554) | GASOLINE SERVICE STATIONS | 118 | 98 | 10 956 | 10 388 | 743 | 593 | 59 153 | 54 775 |
| 56 | APPAREL, ACCESSORY STORES | 82 | 68 | 14 485 | 14 299 | 400 | 340 | 52 546 | 51 542 |
| 57 | FURNITURE, HOME FURNISHINGS, EQUIPMENT STORES | 60 | 44 | 9 138 | 8 886 | 307 | 223 | 40 051 | 38 857 |
| 58 | EATING, DRINKING PLACES | 211 | 157 | 9 848 | 9 080 | 1 303 | 1 011 | 68 665 | 63 801 |
| 59PT(591) | DRUG STORES, PROPRIETARY STORES | 36 | 36 | 6 256 | 6 256 | 251 | 245 | 36 129 | 35 921 |
| 59 EX.591 | OTHER RETAIL STORES | 223 | 177 | 18 120 | 17 524 | 948 | 638 | 61 972 | 56 634 |
| 53 PART* | NONSTORE RETAILERS* | 62 | 18 | 4 399 | 3 995 | 334 | 74 | 17 372 | 14 962 |

Standard Notes: - Represents zero. (D) Withheld to avoid disclosure. (NA) Not available. (X) Not applicable.
 *Nonstore retailers, part of SIC major group 53, are shown separately in this table.

EVANSVILLE, IND.-KY., SMSA is presented in Volume II, Part 2, Chapter 16.

TABLE 11. Counties with 500 Establishments or More: 1958

| SIC code | Kind of business | Establishments | | Sales | | Establishments | | Sales | |
|-------------------|---|----------------|-----------------------|-------------------------------------|---------------------------------------|----------------|-----------------------|-------------------------------------|---------------------------------------|
| | | Total (number) | With payroll (number) | Total, all establishments (\$1,000) | Establishments with payroll (\$1,000) | Total (number) | With payroll (number) | Total, all establishments (\$1,000) | Establishments with payroll (\$1,000) |
| BOYD COUNTY | | | | | | | | | |
| CAMPBELL COUNTY | | | | | | | | | |
| | RETAIL TRADE, TOTAL | 526 | 320 | 59 396 | 55 046 | 927 | 579 | 78 208 | 71 476 |
| 52 | LUMBER, BLDG MATLS, HOME, FARM EQUIP. DEALERS | 26 | 22 | 4 285 | 4 197 | 31 | 23 | 2 540 | 2 440 |
| 53 PART* | GENERAL MERCHANDISE GROUP STORES | 27 | 15 | 9 389 | 9 007 | 39 | 27 | 4 085 | 3 857 |
| 54 | FOOD STORES | 152 | 58 | 16 747 | 14 293 | 241 | 141 | 25 917 | 23 407 |
| 55 EX.554 | AUTOMOTIVE DEALERS | 41 | 31 | 10 808 | 10 740 | 42 | 30 | 10 765 | 10 525 |
| 55PT(554) | GASOLINE SERVICE STATIONS | 43 | 35 | 2 836 | 2 566 | 63 | 51 | 4 392 | 4 092 |
| 56 | APPAREL, ACCESSORY STORES | 50 | 38 | 3 911 | 3 699 | 36 | 28 | 2 865 | 2 803 |
| 57 | FURNITURE, HOME FURNISHINGS, EQUIPMENT STORES | 35 | 27 | 3 276 | 3 226 | 43 | 23 | 2 906 | 2 488 |
| 58 | EATING, DRINKING PLACES | 54 | 40 | 2 414 | 2 226 | 239 | 163 | 12 467 | 11 193 |
| 59PT(591) | DRUG STORES, PROPRIETARY STORES | 15 | 15 | 1 710 | 1 710 | 28 | 28 | 3 319 | 3 319 |
| 59 EX.591 | OTHER RETAIL STORES | 58 | 32 | 2 622 | 2 168 | 86 | 56 | 7 064 | 6 588 |
| 53 PART* | NONSTORE RETAILERS* | 25 | 7 | 1 398 | 1 214 | 79 | 9 | 1 888 | 764 |
| DAVISS COUNTY | | | | | | | | | |
| JEFFERSON COUNTY | | | | | | | | | |
| | RETAIL TRADE, TOTAL | 640 | 426 | 74 905 | 69 531 | 5 426 | 3 768 | 716 827 | 684 433 |
| 52 | LUMBER, BLDG MATLS, HOME, FARM EQUIP. DEALERS | 41 | 31 | 5 521 | 5 231 | 275 | 179 | 35 585 | 33 473 |
| 53 PART* | GENERAL MERCHANDISE GROUP STORES | 29 | 19 | 11 935 | 11 529 | 196 | 122 | 90 918 | 89 836 |
| 54 | FOOD STORES | 133 | 55 | 17 706 | 15 102 | 1 054 | 646 | 167 582 | 156 982 |
| 55 EX.554 | AUTOMOTIVE DEALERS | 39 | 29 | 13 023 | 12 783 | 260 | 168 | 127 188 | 124 972 |
| 55PT(554) | GASOLINE SERVICE STATIONS | 73 | 47 | 3 989 | 3 231 | 571 | 461 | 45 857 | 42 513 |
| 56 | APPAREL, ACCESSORY STORES | 42 | 40 | 4 656 | (0) | 353 | 299 | 47 058 | 46 226 |
| 57 | FURNITURE, HOME FURNISHINGS, EQUIPMENT STORES | 31 | 25 | 2 896 | 2 776 | 259 | 189 | 36 783 | 35 775 |
| 58 | EATING, DRINKING PLACES | 128 | 92 | 5 159 | 4 745 | 1 124 | 868 | 61 641 | 57 365 |
| 59PT(591) | DRUG STORES, PROPRIETARY STORES | 21 | 19 | 2 504 | (0) | 221 | 217 | 32 926 | 32 756 |
| 59 EX.591 | OTHER RETAIL STORES | 83 | 59 | 5 555 | 5 133 | 816 | 550 | 54 517 | 49 861 |
| 53 PART* | NONSTORE RETAILERS* | 20 | 10 | 1 961 | 1 879 | 297 | 69 | 16 772 | 14 674 |
| KENTON COUNTY | | | | | | | | | |
| MC CRACKEN COUNTY | | | | | | | | | |
| | RETAIL TRADE, TOTAL | 1 128 | 752 | 118 438 | 110 504 | 682 | 426 | 66 642 | 61 754 |
| 52 | LUMBER, BLDG MATLS, HOME, FARM EQUIP. DEALERS | 59 | 47 | 8 194 | 7 952 | 22 | 18 | 3 002 | 2 964 |
| 53 PART* | GENERAL MERCHANDISE GROUP STORES | 24 | 20 | 8 623 | 8 555 | 18 | 14 | 9 608 | 9 570 |
| 54 | FOOD STORES | 320 | 172 | 37 294 | 33 254 | 148 | 72 | 16 138 | 13 898 |
| 55 EX.554 | AUTOMOTIVE DEALERS | 56 | 42 | 18 690 | 18 324 | 55 | 37 | 12 691 | 12 303 |
| 55PT(554) | GASOLINE SERVICE STATIONS | 66 | 60 | 7 028 | 6 660 | 94 | 60 | 4 734 | 4 054 |
| 56 | APPAREL, ACCESSORY STORES | 37 | 33 | 3 939 | 3 889 | 44 | 40 | 4 916 | 4 770 |
| 57 | FURNITURE, HOME FURNISHINGS, EQUIPMENT STORES | 54 | 36 | 5 699 | 5 477 | 37 | 31 | 3 023 | 2 989 |
| 58 | EATING, DRINKING PLACES | 287 | 205 | 12 408 | 11 136 | 123 | 77 | 4 086 | 3 506 |
| 59PT(591) | DRUG STORES, PROPRIETARY STORES | 44 | 44 | 4 470 | 4 470 | 27 | 25 | 2 469 | (0) |
| 59 EX.591 | OTHER RETAIL STORES | 127 | 85 | 10 799 | 10 131 | 91 | 47 | 5 519 | 4 975 |
| 53 PART* | NONSTORE RETAILERS* | 54 | 8 | 1 294 | 656 | 23 | 5 | 456 | (0) |
| PIKE COUNTY | | | | | | | | | |
| WARREN COUNTY | | | | | | | | | |
| | RETAIL TRADE, TOTAL | 600 | 232 | 32 339 | 25 921 | 515 | 295 | 48 423 | 43 725 |
| 52 | LUMBER, BLDG MATLS, HOME, FARM EQUIP. DEALERS | 15 | 13 | 2 515 | (0) | 37 | 31 | 5 621 | 5 471 |
| 53 PART* | GENERAL MERCHANDISE GROUP STORES | 63 | 17 | 3 568 | 2 532 | 24 | 12 | 5 896 | 5 556 |
| 54 | FOOD STORES | 258 | 54 | 11 081 | 7 485 | 149 | 35 | 10 759 | 8 321 |
| 55 EX.554 | AUTOMOTIVE DEALERS | 25 | 15 | 4 948 | 4 832 | 36 | 20 | 8 149 | 7 983 |
| 55PT(554) | GASOLINE SERVICE STATIONS | 79 | 35 | 3 603 | 2 641 | 59 | 39 | 4 099 | 3 427 |
| 56 | APPAREL, ACCESSORY STORES | 22 | 20 | 2 103 | (0) | 34 | 32 | 3 407 | (0) |
| 57 | FURNITURE, HOME FURNISHINGS, EQUIPMENT STORES | 21 | 19 | 1 713 | (0) | 29 | 21 | 1 938 | 1 788 |
| 58 | EATING, DRINKING PLACES | 59 | 39 | 1 283 | 995 | 66 | 44 | 2 610 | 2 090 |
| 59PT(591) | DRUG STORES, PROPRIETARY STORES | 5 | 5 | 429 | 429 | 13 | 13 | 1 773 | 1 773 |
| 59 EX.591 | OTHER RETAIL STORES | 46 | 14 | (0) | 600 | 56 | 42 | 3 715 | 3 547 |
| 53 PART* | NONSTORE RETAILERS* | 7 | 1 | (0) | (0) | 12 | 6 | 456 | (0) |

Standard Notes: - Represents zero. (D) Withheld to avoid disclosure. (NA) Not available. (X) Not applicable.


*Nonstore retailers, part of SIC major group 53, are shown separately in this table.

FAYETTE COUNTY coextensive with Lexington SMSA, see table 10.

TABLE 12. Cities with 500 Establishments or More: 1958

| SIC code | Kind of business | Establishments | | Sales | | Establishments | | Sales | |
|------------|---|-------------------|--------------------------|--|--|-------------------|--------------------------|--|--|
| | | Total (number) | With payroll (number) | Total, all establishments (\$1,000) | Establishments with payroll (\$1,000) | Total (number) | With payroll (number) | Total, all establishments (\$1,000) | Establishments with payroll (\$1,000) |
| COVINGTON | | | | | | | | | |
| | RETAIL TRADE, TOTAL | 778 | 548 | 86 330 | 81 416 | 922 | 686 | 143 488 | 139 346 |
| S2 | LUMBER, BLDG MATLS, HDWE, FARM EQUIP, DEALERS | 41 | 33 | 6 192 | 6 072 | 53 | 41 | 12 666 | 12 520 |
| S3 PART* | GENERAL MERCHANDISE GROUP STORES* | 17 | 15 | 8 284 | (D) | 28 | 20 | 22 178 | 22 048 |
| S4 | FOOD STORES | 227 | 127 | 26 170 | 23 502 | 153 | 93 | 23 676 | 21 956 |
| SS EX.S54 | AUTOMOTIVE DEALERS | 39 | 29 | 14 736 | 14 564 | 38 | 34 | 24 955 | 24 683 |
| SSPT(SS4) | GASOLINE SERVICE STATIONS | 37 | 35 | 3 579 | (D) | 81 | 73 | 7 855 | 7 641 |
| S6 | APPAREL, ACCESSORY STORES | 33 | 29 | 3 673 | 3 623 | 79 | 65 | 14 097 | 13 911 |
| S7 | FURNITURE, HOME FURNISHINGS, EQUIPMENT STORES | 36 | 30 | 4 985 | 4 909 | 55 | 41 | 8 558 | 8 374 |
| S8 | EATING, DRINKING PLACES | 191 | 145 | 6 944 | 6 168 | 177 | 133 | 6 843 | 6 207 |
| S9PT(S91) | DRUG STORES, PROPRIETARY STORES | 36 | 36 | 3 108 | 3 108 | 30 | 30 | 5 342 | 5 342 |
| S9 EX.S91 | OTHER RETAIL STORES | 92 | 66 | 8 072 | 7 614 | 178 | 142 | 14 448 | 14 144 |
| S3 PART* | NONSTORE RETAILERS* | 29 | 3 | 587 | (D) | 50 | 14 | 2 870 | 2 520 |
| LEXINGTON | | | | | | | | | |
| | RETAIL TRADE, TOTAL | 4 539 | 3 143 | 578 132 | 551 376 | 501 | 377 | 67 600 | 64 926 |
| S2 | LUMBER, BLDG MATLS, HDWE, FARM EQUIP, DEALERS | 220 | 136 | 27 366 | 25 568 | 36 | 30 | 5 358 | (D) |
| S3 PART* | GENERAL MERCHANDISE GROUP STORES* | 173 | 105 | 77 910 | 76 882 | 18 | 16 | 11 276 | (D) |
| S4 | FOOD STORES | 915 | 555 | 123 957 | 114 551 | 86 | 46 | 14 583 | 13 329 |
| SS EX.S54 | AUTOMOTIVE DEALERS | 216 | 144 | 105 556 | 103 690 | 36 | 28 | 12 467 | (D) |
| SSPT(SS4) | GASOLINE SERVICE STATIONS | 402 | 332 | 31 809 | 30 121 | 52 | 42 | 3 265 | 3 069 |
| S6 | APPAREL, ACCESSORY STORES | 315 | 263 | 41 831 | 41 031 | 38 | 38 | 4 604 | 4 604 |
| S7 | FURNITURE, HOME FURNISHINGS, EQUIPMENT STORES | 221 | 155 | 31 642 | 30 728 | 26 | 22 | 2 663 | 2 581 |
| S8 | EATING, DRINKING PLACES | 973 | 749 | 50 811 | 47 079 | 97 | 73 | 4 286 | 3 966 |
| S9PT(S91) | DRUG STORES, PROPRIETARY STORES | 179 | 175 | 26 111 | 25 941 | 20 | 18 | (D) | (D) |
| S9 EX.S91 | OTHER RETAIL STORES | 697 | 469 | 45 562 | 41 814 | 76 | 56 | 5 059 | 4 707 |
| S3 PART* | NONSTORE RETAILERS* | 228 | 60 | 15 577 | 13 971 | 16 | 8 | (D) | (D) |
| LOUISVILLE | | | | | | | | | |
| DWENSBORO | | | | | | | | | |
| PADUCAH | | | | | | | | | |
| | RETAIL TRADE, TOTAL | 534 | 370 | 60 032 | 56 884 | | | | |
| S2 | LUMBER, BLDG MATLS, HDWE, FARM EQUIP, DEALERS | 19 | 15 | 2 535 | 2 497 | | | | |
| S3 PART* | GENERAL MERCHANDISE GROUP STORES* | 14 | 12 | 9 470 | 9 464 | | | | |
| S4 | FOOD STORES | 87 | 51 | 12 700 | 11 598 | | | | |
| SS EX.S54 | AUTOMOTIVE DEALERS | 46 | 34 | 12 449 | 12 109 | | | | |
| SSPT(SS4) | GASOLINE SERVICE STATIONS | 62 | 48 | 3 680 | 3 310 | | | | |
| S6 | APPAREL, ACCESSORY STORES | 44 | 40 | 4 916 | 4 770 | | | | |
| S7 | FURNITURE, HOME FURNISHINGS, EQUIPMENT STORES | 34 | 30 | (D) | 2 877 | | | | |
| S8 | EATING, DRINKING PLACES | 106 | 68 | 3 591 | 3 109 | | | | |
| S9PT(S91) | DRUG STORES, PROPRIETARY STORES | 24 | 24 | 2 364 | 2 364 | | | | |
| S9 EX.S91 | OTHER RETAIL STORES | 84 | 44 | 5 019 | 4 513 | | | | |
| S3 PART* | NONSTORE RETAILERS* | 14 | 4 | (D) | 273 | | | | |

Standard Notes: - Represents zero. (D) Withheld to avoid disclosure. (NA) Not available. (X) Not applicable.
 *Nonstore retailers, part of SIC major group 53, are shown separately in this table.



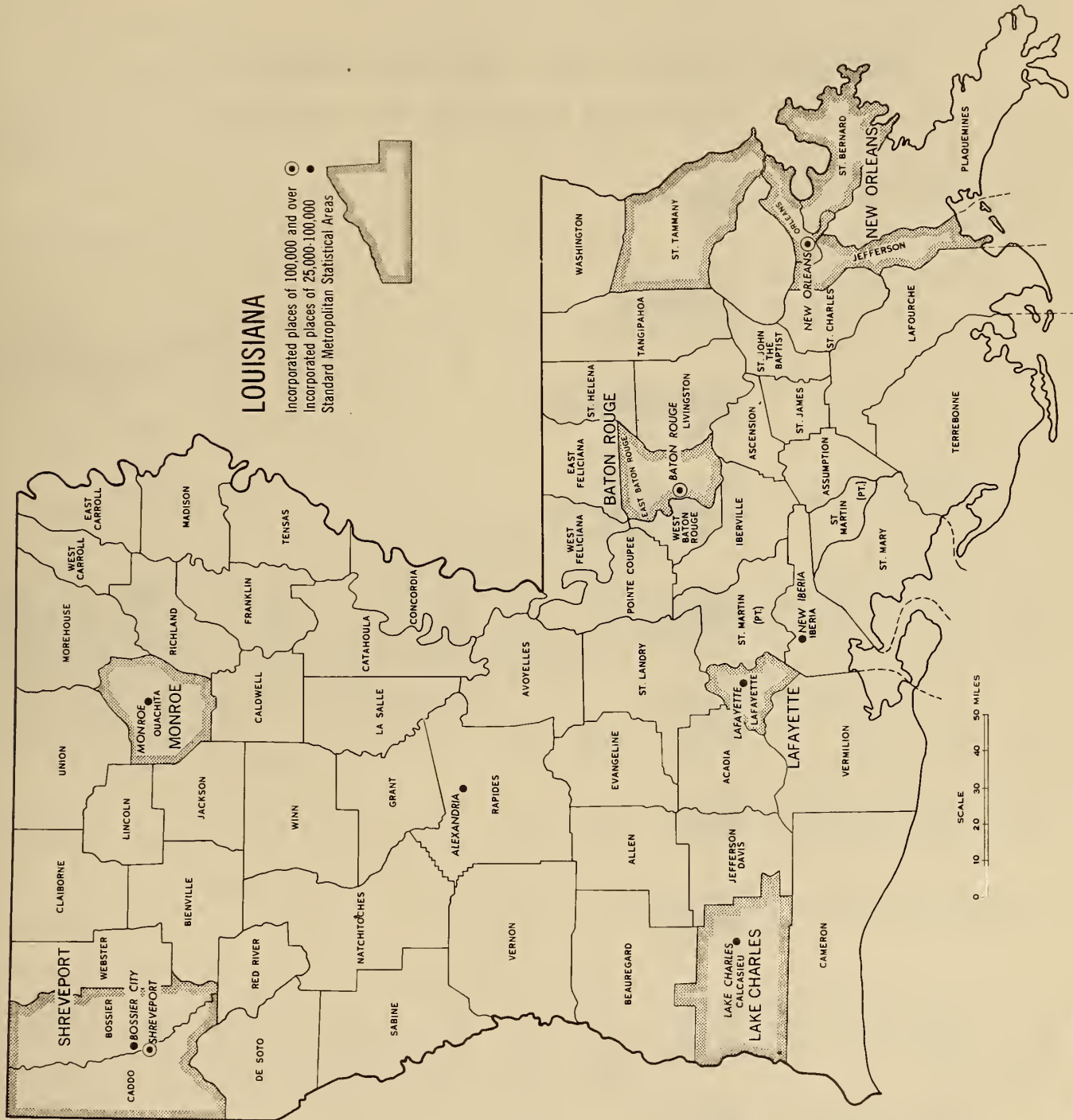
Louisiana

CONTENTS

[Page numbers listed here omit the State prefix, 20-, which appears as part of number for each page.]

| | page |
|---|----------|
| State Map | 3 |
| Chart on Retail Sales: 1958 and 1963 | 4 |
| TABLE 1 The State: 1963 and 1958 | 5 |
| 2 The State: 1963 | 6 |
| 3 Counties; Cities of 2,500 Inhabitants or More: 1963 | 8 |
| 4 Standard Metropolitan Statistical Areas: 1963 | 14 |
| 5 Counties With 500 Establishments or More: 1963 | 26 |
| 6 Cities With 500 Establishments or More: 1963 | 34 |
| 7 In-Plant Food Contractors: 1963 | 39 |
| 8 Commissaries, Exchanges, and Eating and Drinking Places Operated for Military Personnel by the U.S. Department of Defense: 1963 | 39 |
| 9 Counties; Cities of 2,500 Inhabitants or More: 1958 | 40 |
| 10 Standard Metropolitan Statistical Areas: 1958 | 42 |
| 11 Counties With 500 Establishments or More: 1958 | 43 |
| 12 Cities With 500 Establishments or More: 1958 | 45 |



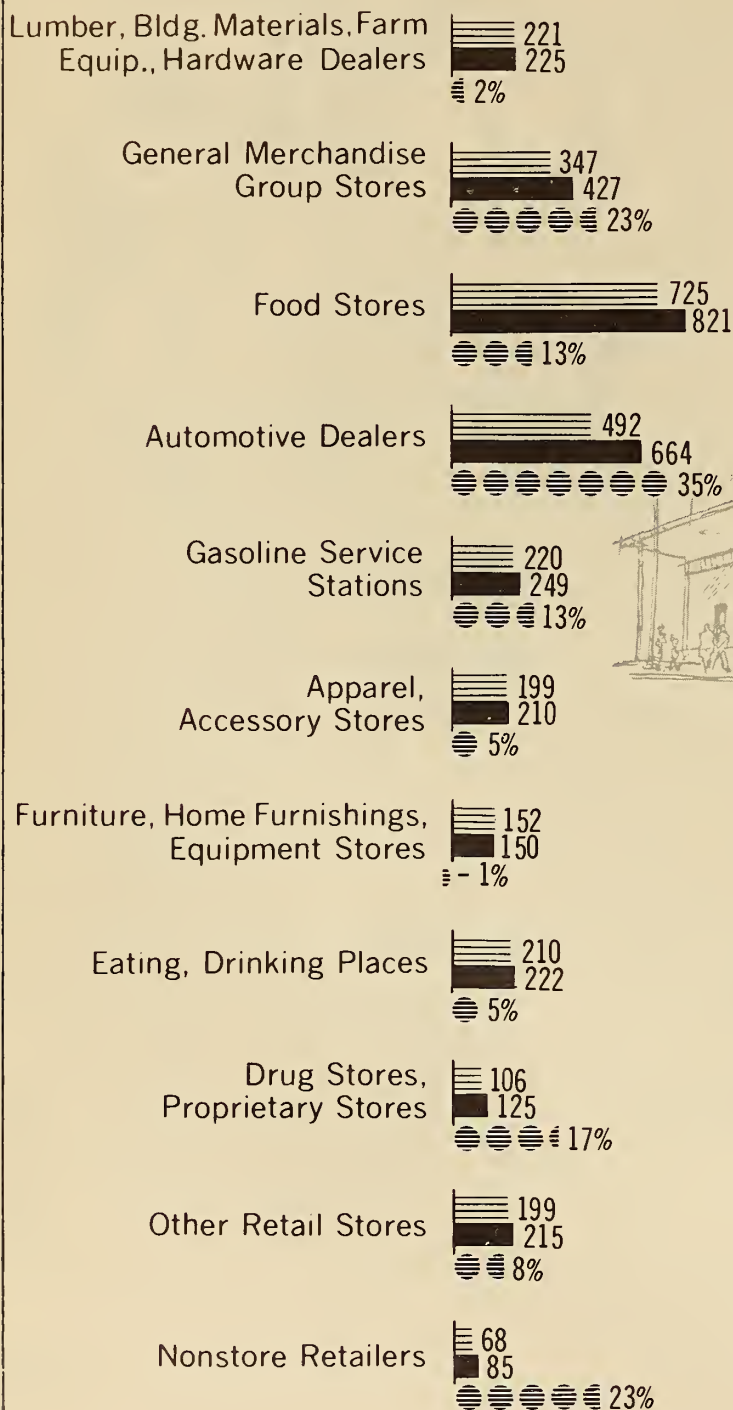




EACH SYMBOL = 5% CHANGE

LOUISIANA Retail Trade: 1958 and 1963

SALES IN MILLIONS OF DOLLARS



1958 1963

1963 CENSUS OF BUSINESS, U. S. Department of Commerce, Bureau of the Census

TABLE 1. The State: 1963 and 1958

| SIC code | Kind of business | 1963 | | | | 1958 | | | |
|------------|--|-------------------|--------------------------|--|--|-------------------|--------------------------|--|--|
| | | Establishments | | Sales | | Establishments | | Sales | |
| | | Total (number) | With payroll (number) | Total, all establishments (\$1,000) | Establishments with payroll (\$1,000) | Total (number) | With payroll (number) | Total, all establishments (\$1,000) | Establishments with payroll (\$1,000) |
| | RETAIL TRADE, TOTAL | 24 609 | 17 961 | 3 391 184 | 3 257 840 | 29 260 | 17 714 | 2 939 677 | 2 713 857 |
| | LUMBER, BUILDING MATERIALS, HARDWARE, FARM EQUIPMENT DEALERS | | | | | | | | |
| 52 | TOTAL | 1 236 | 1 084 | 224 761 | 220 845 | 1 459 | 1 173 | 221 287 | 215 115 |
| 521 | LUMBER AND OTHER BUILDING MATERIALS DEALERS | 552 | 514 | 121 389 | 119 957 | 623 | 539 | 135 845 | 134 109 |
| 522-524 | HEATING, PLUMBING, PAINT, ELECTRICAL STORES | 162 | 138 | 15 140 | 14 446 | 191 | 135 | 14 584 | 13 520 |
| 5251 | HARDWARE STORES | 348 | 272 | 26 410 | 25 008 | 453 | 323 | 35 457 | 32 383 |
| 5252 | FARM EQUIPMENT DEALERS | 174 | 160 | 61 822 | 61 434 | 192 | 176 | 35 401 | 35 103 |
| | GENERAL MERCHANDISE GROUP STORES* | | | | | | | | |
| 53 PART* | TOTAL | 1 239 | 1 059 | 426 679 | 422 911 | 1 761 | 1 007 | 347 259 | 330 113 |
| 531 | DEPARTMENT STORES | 53 | 53 | 249 287 | 249 287 | 49 | 49 | 191 731 | 191 731 |
| 533 | LIMITED PRICE VARIETY STORES | 365 | 325 | 75 417 | 74 717 | 295 | 249 | 56 278 | 55 494 |
| 539 | MISCELLANEOUS GENERAL MERCHANDISE STORES | 821 | 681 | 101 975 | 98 907 | 1 417 | 709 | 99 250 | 82 888 |
| | FOOD STORES | | | | | | | | |
| 54 | TOTAL | 5 703 | 2 937 | 821 251 | 755 601 | 7 796 | 2 948 | 724 886 | 618 944 |
| 541 | GROCERY STORES, INCLUDING DELICATESSENS | 5 066 | 2 528 | 779 391 | 718 463 | 6 817 | 2 531 | 679 456 | 583 848 |
| 542 | MEAT MARKETS, FISH (SEAFOOD) MARKETS | 267 | 153 | 17 390 | 14 524 | (1) | (1) | (1) | (1) |
| 543 | FRUIT STORES, VEGETABLE MARKETS | 52 | 24 | 6 845 | 6 359 | 88 | 28 | 7 719 | 7 031 |
| 544 | CANDY, NUT, CONFECTIONERY STORES | 138 | 48 | 3 009 | 2 235 | 131 | 31 | 2 319 | 1 241 |
| 545-549 | OTHER FOOD STORES | 240 | 184 | 14 616 | 14 020 | 319 | 157 | 12 641 | 9 651 |
| | AUTOMOTIVE DEALERS | | | | | | | | |
| 55 EX.554 | TOTAL | 1 366 | 1 124 | 664 074 | 658 618 | 1 288 | 1 042 | 491 567 | 486 109 |
| | GASOLINE SERVICE STATIONS | | | | | | | | |
| 55PT (554) | TOTAL | 3 207 | 2 767 | 248 557 | 237 561 | 3 368 | 2 614 | 220 179 | 201 345 |
| | APPAREL, ACCESSORY STORES | | | | | | | | |
| 56 | TOTAL | 1 623 | 1 419 | 209 627 | 204 997 | 1 586 | 1 362 | 198 891 | 194 837 |
| 561,567 | MEN'S, BOYS' APPAREL STORES, CUSTOM TAILORS | 232 | 206 | 30 589 | 29 677 | 262 | 230 | 29 494 | 28 830 |
| 562-3,568 | WOMEN'S CLOTHING, SPECIALTY STORES | 553 | 507 | 77 853 | 77 105 | 470 | 414 | 65 390 | 64 488 |
| 562 | WOMEN'S READY-TO-WEAR STORES | 429 | 393 | 68 950 | 68 372 | ** | 353 | ** | 60 486 |
| 563,568 | WOMEN'S ACCESSORY, SPECIALTY STORES, FURRIERS | 124 | 114 | 8 903 | 8 733 | ** | 61 | ** | 4 002 |
| 565 | FAMILY CLOTHING STORES | 438 | 342 | 64 416 | 62 184 | ** | 378 | ** | 68 351 |
| 566 | SHOE STORES | 304 | 282 | 30 997 | 30 469 | 301 | 261 | 29 899 | 29 055 |
| 564,569 | OTHER APPAREL, ACCESSORY STORES | 96 | 82 | 5 772 | 5 562 | 105 | 79 | 4 407 | 4 113 |
| | FURNITURE, HOME FURNISHINGS, EQUIPMENT STORES | | | | | | | | |
| 57 | TOTAL | 1 130 | 990 | 150 382 | 148 150 | 1 410 | 1 060 | 151 682 | 145 346 |
| 571 | FURNITURE, HOME FURNISHINGS STORES | 634 | 536 | 96 607 | 95 045 | 781 | 595 | 95 241 | 92 119 |
| 572,573 | HOUSEHOLD APPLIANCE, RADIO, TELEVISION, MUSIC STORES | 496 | 454 | 53 775 | 53 105 | 629 | 465 | 56 441 | 53 227 |
| | EATING, DRINKING PLACES | | | | | | | | |
| 58 | TOTAL | 4 778 | 3 508 | 221 500 | 204 404 | 5 707 | 3 639 | 210 449 | 179 403 |
| 5812 | EATING PLACES | 2 839 | 2 305 | 162 229 | 155 951 | 3 257 | 2 355 | 141 562 | 129 494 |
| 5813 | DRINKING PLACES (ALCOHOLIC BEVERAGES) | 1 939 | 1 203 | 59 271 | 48 453 | 2 450 | 1 284 | 68 887 | 49 909 |
| | DRUG STORES, PROPRIETARY STORES | | | | | | | | |
| 59PT (591) | TOTAL | 897 | 871 | 124 530 | 124 026 | 971 | 873 | 106 320 | 103 990 |
| 591 | DRUG STORES | 863 | 843 | 122 311 | 121 929 | 941 | 849 | 105 161 | 102 863 |
| (| PROPRIETARY STORES | 34 | 28 | 2 219 | 2 097 | 30 | 24 | 1 159 | 1 127 |
| | OTHER RETAIL STORES | | | | | | | | |
| 59 EX.591 | TOTAL | 2 672 | 1 982 | 215 258 | 202 570 | 2 838 | 1 778 | 198 663 | 180 171 |
| 592 | LIQUOR STORES | 527 | 365 | 38 287 | 33 115 | 564 | 340 | 33 869 | 27 559 |
| 593 | ANTIQUA STORES, SECONDHAND STORES | 283 | 193 | 12 307 | 11 419 | 234 | 152 | 9 891 | 8 937 |
| 594 | BOOK, STATIONERY STORES | 66 | 60 | 7 547 | 7 501 | 95 | 69 | 7 570 | 7 214 |
| 595 | SPORTING GOODS STORES, BICYCLE SHOPS | 150 | 106 | 10 864 | 9 724 | 125 | 89 | 7 548 | 6 842 |
| 596 | FARM, GARDEN SUPPLY STORES, INCLUDING FEED STORES | 270 | 242 | 55 685 | 54 825 | 274 | 236 | 51 319 | 50 225 |
| 597 | JEWELRY STORES | 260 | 222 | 25 112 | 24 558 | 363 | 229 | 26 280 | 24 464 |
| 598 | FUEL, ICE DEALERS | 172 | 124 | 19 830 | 19 192 | 218 | 134 | 21 505 | 20 491 |
| 599 | OTHER STORES | 944 | 670 | 45 626 | 42 236 | 965 | 529 | 40 681 | 34 439 |
| | NONSTORE RETAILERS* | | | | | | | | |
| 53 PART* | TOTAL | 758 | 220 | 84 565 | 78 157 | 1 076 | 218 | 68 494 | 58 484 |

Standard Notes: - Represents zero. (D) Withheld to avoid disclosure. (NA) Not available. (X) Not applicable.
 *Nonstore retailers, part of SIC major group 53, are shown separately in this table.
 **Data not provided because establishments with no payroll are classified only at the next broader kind-of-business level.
 †Comparable data not available because of change in kind-of-business definition.

TABLE 2. The State: 1963

| SIC code | Kind of business | Establishments | | Sales | | Payroll, entire year (\$1,000) | Payroll, workweek ended nearest Nov. 15 (dollars) | Paid employees, workweek ended nearest Nov. 15 (number) | Active proprietors of unincorporated businesses (number) |
|------------|---|-------------------|--------------------------|--|--|-----------------------------------|--|--|---|
| | | Total (number) | With payroll (number) | Total, all establishments (\$1,000) | Establishments with payroll (\$1,000) | | | | |
| | RETAIL TRADE, TOTAL | 24 609 | 17 961 | 3 391 184 | 3 257 840 | 365 090 | 7 097 210 | 119 920 | 22 073 |
| | LUMBER, BUILDING MATERIALS, HARDWARE, FARM EQUIPMENT DEALERS | | | | | | | | |
| | TOTAL | 1 236 | 1 084 | 224 761 | 220 845 | 28 183 | 546 242 | 7 266 | 894 |
| 52 | LUMBER YARDS | 366 | 340 | 90 602 | 89 326 | 11 940 | 227 745 | 3 099 | 242 |
| 521 | BUILDING MATERIALS DEALERS | 186 | 174 | 30 787 | 30 631 | 4 520 | 83 178 | 1 149 | 126 |
| 522 | HEATING, PLUMBING EQUIPMENT DEALERS | 38 | 36 | 4 107 | 4 075 | 649 | 12 868 | 150 | 28 |
| 523 | PAINT, GLASS, WALLPAPER STORES | 116 | 96 | 10 044 | 9 404 | 1 617 | 33 087 | 345 | 63 |
| 524 | ELECTRICAL SUPPLY STORES | 8 | 6 | 989 | 967 | 182 | 4 314 | 43 | 6 |
| 5251 | HARDWARE STORES | 348 | 272 | 26 410 | 25 008 | 3 093 | 59 540 | 950 | 334 |
| 5252 | FARM EQUIPMENT DEALERS | 174 | 160 | 61 822 | 61 434 | 6 182 | 125 510 | 1 530 | 95 |
| | GENERAL MERCHANDISE GROUP STORES* | | | | | | | | |
| | TOTAL | 1 239 | 1 059 | 426 679 | 422 911 | 57 825 | 1 155 097 | 20 912 | 838 |
| 53 PART* | DEPARTMENT STORES | 53 | 53 | 249 287 | 249 287 | 36 881 | 759 977 | 12 179 | 2 |
| 533 | LIMITED PRICE VARIETY STORES | 365 | 325 | 75 417 | 74 717 | 10 982 | 208 002 | 4 917 | 129 |
| 539 | GENERAL MERCHANDISE STORES | 656 | 552 | 90 375 | 87 721 | 8 654 | 160 074 | 3 252 | 565 |
| | DRY GOODS STORES | 136 | 112 | 10 899 | 10 567 | 1 235 | 25 188 | 522 | 110 |
| | SEWING, NEEDLEWORK STORES | 29 | 17 | 701 | 619 | 73 | 1 856 | 42 | 32 |
| | FOOD STORES | | | | | | | | |
| | TOTAL | 5 703 | 2 937 | 821 251 | 755 601 | 50 689 | 987 950 | 17 901 | 5 622 |
| 54 | GROCERY STORES, INCLUDING DELICATESSENS | 5 006 | 2 528 | 779 391 | 718 463 | 45 957 | 898 686 | 16 120 | 4 939 |
| 542 | MEAT MARKETS | 177 | 105 | 14 246 | 11 866 | 906 | 17 583 | 300 | 192 |
| | FISH (SEAFOOD) MARKETS | 90 | 48 | 3 144 | 2 658 | 201 | 4 132 | 118 | 99 |
| 543 | FRUIT STORES, VEGETABLE MARKETS | 52 | 24 | 6 845 | 6 359 | 526 | 8 750 | 168 | 47 |
| 544 | CANDY, NUT, CONFECTIONERY STORES | 138 | 48 | 3 009 | 2 235 | 283 | 4 815 | 134 | 119 |
| 545 | DAIRY PRODUCTS STORES | 48 | 22 | 3 079 | 2 811 | 394 | 7 147 | 109 | 45 |
| 546 | RETAIL BAKERIES | 148 | 132 | 8 934 | 8 820 | 1 963 | 37 201 | 804 | 142 |
| 5462 | RETAIL BAKERIES, MANUFACTURING | 122 | 114 | 7 167 | 7 121 | 1 664 | 31 714 | 670 | 121 |
| 5463 | RETAIL BAKERIES, NONMANUFACTURING | 26 | 18 | 1 767 | 1 699 | 299 | 5 487 | 134 | 21 |
| 549 | EGG AND POULTRY DEALERS | 22 | 12 | 622 | 434 | 39 | 700 | 21 | 22 |
| | OTHER | 22 | 18 | 1 981 | 1 955 | 420 | 8 936 | 127 | 17 |
| | AUTOMOTIVE DEALERS | | | | | | | | |
| | TOTAL | 1 366 | 1 124 | 664 074 | 658 618 | 61 237 | 1 166 083 | 13 216 | 1 017 |
| 55 EX. 554 | PASSENGER CAR DEALERS, FRANCHISED | 424 | 424 | 547 011 | 547 011 | 49 477 | 936 684 | 10 192 | 207 |
| 551 | DOMESTIC CAR DEALERS | 364 | 364 | 470 116 | 470 116 | 42 237 | 798 653 | 8 750 | 181 |
| | IMPORTED CAR DEALERS | 15 | 15 | 14 545 | 14 545 | 1 948 | 42 440 | 375 | 1 |
| | DOMESTIC AND IMPORTED CAR DEALERS | 45 | 45 | 62 350 | 62 350 | 5 292 | 95 591 | 1 067 | 25 |
| 552 | PASSENGER CAR DEALERS, NONFRANCHISED | 322 | 170 | 36 694 | 32 388 | 1 961 | 40 635 | 533 | 322 |
| 553 | TIRE, BATTERY, ACCESSORY DEALERS | 336 | 280 | 36 689 | 35 933 | 5 194 | 101 895 | 1 335 | 248 |
| | HOME AND AUTO SUPPLY STORES | 160 | 160 | 21 196 | 21 196 | 2 378 | 45 187 | 718 | 132 |
| 559 | MISCELLANEOUS AIRCRAFT, MARINE, AUTOMOTIVE DEALERS | 124 | 90 | 22 484 | 22 090 | 2 227 | 41 682 | 438 | 108 |
| | AIRCRAFT, BOAT, MOTORCYCLE DEALERS | 72 | 58 | 13 312 | 13 188 | 1 510 | 27 827 | 293 | 59 |
| | HOUSEHOLD TRAILER DEALERS | 50 | 30 | (0) | (0) | (0) | (0) | (0) | (0) |
| | OTHER AUTOMOTIVE DEALERS | 2 | 2 | (0) | (0) | (0) | (0) | (0) | (0) |
| | GASOLINE SERVICE STATIONS | | | | | | | | |
| 55PT(554) | TOTAL | 3 207 | 2 767 | 248 557 | 237 561 | 21 492 | 429 252 | 8 401 | 2 995 |
| | APPAREL, ACCESSORY STORES | | | | | | | | |
| | TOTAL | 1 623 | 1 419 | 209 627 | 204 997 | 28 279 | 531 935 | 10 056 | 1 188 |
| 56 | MEN'S, BOYS' APPAREL STORES, CUSTOM TAILORS | 232 | 206 | 30 589 | 29 677 | 4 224 | 76 600 | 1 213 | 181 |
| 561 | MEN'S, BOYS' CLOTHING AND FURNISHINGS STORES | 206 | 188 | 28 973 | 28 121 | 3 904 | 70 697 | 1 119 | 157 |
| 567 | CUSTOM TAILORS | 26 | 18 | 1 616 | 1 556 | 320 | 5 903 | 94 | 24 |
| 562-3,568 | WOMEN'S CLOTHING, SPECIALTY STORES | 553 | 507 | 77 853 | 77 105 | 10 024 | 197 550 | 3 974 | 390 |
| 562 | WOMEN'S READY-TO-WEAR STORES | 429 | 393 | 68 950 | 68 372 | 8 875 | 175 056 | 3 428 | 313 |
| 563,568 | WOMEN'S ACCESSORY, SPECIALTY STORES, FURRIERS | 124 | 114 | 8 903 | 8 733 | 1 149 | 22 494 | 546 | 77 |
| 563 | MILLINERY STORES | 37 | 35 | 2 292 | 2 274 | 406 | 7 754 | 163 | 11 |
| | CORSET, LINGERIE STORES | 10 | 8 | 383 | 329 | 36 | 694 | 17 | 11 |
| | HOSIERY STORES | 14 | 14 | (0) | (0) | (0) | (0) | (0) | (0) |
| | APPAREL, ACCESSORY, OTHER SPECIALTY STORES | 58 | 54 | 5 342 | 5 300 | 587 | 11 850 | 313 | 45 |
| 568 | FURRIERS, FUR SHOPS | 5 | 3 | (0) | (0) | (0) | (0) | (0) | (0) |
| 565 | FAMILY CLOTHING STORES | 438 | 342 | 64 416 | 62 184 | 9 173 | 165 744 | 3 286 | 370 |
| 566 | SHOE STORES | 304 | 282 | 30 997 | 30 469 | 4 176 | 79 110 | 1 280 | 169 |
| | MEN'S SHOE STORES | 35 | 35 | 2 525 | 2 525 | 344 | 6 427 | 86 | 13 |
| | WOMEN'S SHOE STORES | 66 | 64 | 10 747 | 10 737 | 1 588 | 29 879 | 470 | 28 |
| | CHILDREN'S, JUVENILES' SHOE STORES | 10 | 8 | 409 | 385 | 48 | 748 | 14 | 9 |
| | FAMILY SHOE STORES | 193 | 175 | 17 316 | 16 822 | 2 196 | 42 056 | 710 | 119 |
| 564 | CHILDREN'S, INFANTS' WEAR STORES | 86 | 76 | 5 401 | 5 245 | 639 | 11 951 | 283 | 69 |
| 569 | MISCELLANEOUS APPAREL, ACCESSORY STORES | 10 | 6 | 371 | 317 | 43 | 980 | 20 | 9 |

Standard Notes: - Represents zero. (D) Withheld to avoid disclosure. (NA) Not available. (X) Not applicable.

*Nonstore retailers, part of SIC major group 53, are shown separately in this table.

TABLE 2. The State: 1963-Continued

| SIC code | Kind of business | Establishments | | Sales | | Payroll, entire year (\$1,000) | Payroll, workweek ended nearest Nov. 15 (dollars) | Paid employees, workweek ended nearest Nov. 15 (number) | Active proprietors of unincorporated businesses (number) |
|---|---|----------------|-----------------------|-------------------------------------|---------------------------------------|--------------------------------|---|---|--|
| | | Total (number) | With payroll (number) | Total, all establishments (\$1,000) | Establishments with payroll (\$1,000) | | | | |
| FURNITURE, HOME FURNISHINGS, EQUIPMENT STORES | | | | | | | | | |
| 57 | TOTAL | 1 130 | 990 | 150 382 | 148 150 | 21 718 | 419 021 | 5 408 | 837 |
| 571 | FURNITURE, HOME FURNISHINGS STORES | 634 | 536 | 96 607 | 95 045 | 14 387 | 281 064 | 3 597 | 493 |
| 5712 | FURNITURE STORES | 514 | 440 | 88 487 | 87 217 | 13 044 | 255 640 | 3 245 | 390 |
| 5713 | FLOOR COVERING STORES | 60 | 52 | 5 672 | 5 454 | 955 | 18 112 | 224 | 42 |
| 5714 | DRAPERY, CURTAIN, UPHOLSTERY STORES | 28 | 24 | 1 305 | 1 287 | 198 | 3 889 | 74 | 31 |
| 5715 | CHINA, GLASSWARE, METALWARE STORES | 14 | 6 | 505 | 469 | 50 | 1 010 | 16 | 14 |
| 5719 | MISCELLANEOUS HOME FURNISHINGS STORES | 18 | 14 | 638 | 618 | 140 | 2 413 | 38 | 16 |
| 572 | HOUSEHOLD APPLIANCE STORES | 322 | 298 | 36 567 | 36 115 | 4 694 | 88 484 | 1 181 | 209 |
| 572 | RAIDIO, TELEVISION STORES | 92 | 92 | 7 274 | 7 250 | 1 102 | 21 906 | 283 | 76 |
| 5732 | MUSIC STORES | 82 | 64 | 9 934 | 9 740 | 1 535 | 27 567 | 347 | 59 |
| 5733 | RECORD SHOPS | 29 | 21 | 2 511 | 2 395 | 220 | 3 633 | 61 | 23 |
| | MUSICAL INSTRUMENT STORES | 53 | 43 | 7 423 | 7 345 | 1 315 | 23 934 | 286 | 36 |
| EATING, DRINKING PLACES | | | | | | | | | |
| 58 | TOTAL | 4 778 | 3 508 | 221 500 | 204 404 | 42 622 | 825 548 | 20 603 | 4 838 |
| 5812 | EATING PLACES | 2 839 | 2 305 | 162 229 | 155 951 | 35 820 | 686 358 | 17 218 | 2 803 |
| | RESTAURANTS, LUNCHROOMS | 2 086 | 1 682 | 115 514 | 110 608 | 24 399 | 466 326 | 12 271 | 2 098 |
| | CAFETERIAS | 61 | 57 | 10 068 | 10 058 | 2 781 | 54 493 | 1 231 | 47 |
| | REFRESHMENT PLACES | 596 | 484 | 23 878 | 22 624 | 4 781 | 87 708 | 2 492 | 592 |
| | CATERERS | 96 | 82 | 12 769 | 12 661 | 4 235 | 77 831 | 1 224 | 66 |
| 5813 | DRINKING PLACES (ALCOHOLIC BEVERAGES) | 1 939 | 1 203 | 59 271 | 48 453 | 6 802 | 139 190 | 3 385 | 2 035 |
| DRUG STORES, PROPRIETARY STORES | | | | | | | | | |
| 59PT (591) | TOTAL | 897 | 871 | 124 530 | 124 026 | 16 274 | 314 106 | 5 605 | 776 |
| 591 | DRUG STORES | 863 | 843 | 122 311 | 121 929 | 16 049 | 309 303 | 5 505 | 739 |
| | PROPRIETARY STORES | 34 | 28 | 2 219 | 2 097 | 225 | 4 803 | 100 | 37 |
| OTHER RETAIL STORES | | | | | | | | | |
| 59 EX. 591 | TOTAL | 2 672 | 1 982 | 215 258 | 202 570 | 23 985 | 469 622 | 7 344 | 2 383 |
| 592 | LIQUOR STORES | 527 | 365 | 38 287 | 33 115 | 2 176 | 43 667 | 892 | 515 |
| 593 | ANTIQUA STORES, SECONHAND STORES | 283 | 193 | 12 307 | 11 419 | 1 911 | 40 377 | 624 | 256 |
| 5932 | ANTIQUA STORES | 60 | 24 | 3 316 | 2 966 | 430 | 8 327 | 113 | 59 |
| 5933 | SECONHAND STORES | 223 | 169 | 8 991 | 8 453 | 1 481 | 32 050 | 511 | 197 |
| 594 | BOOK, STATIONERY STORES | 66 | 60 | 7 547 | 7 501 | 1 312 | 24 305 | 349 | 50 |
| 5942 | BOOK STORES | 30 | 24 | 2 241 | 2 195 | 211 | 4 789 | 81 | 24 |
| 5943 | STATIONERY STORES | 36 | 36 | 5 306 | 5 306 | 1 101 | 19 516 | 268 | 26 |
| 595 | SPORTING GOODS STORES, BICYCLE SHOPS | 150 | 106 | 10 864 | 9 724 | 1 084 | 20 503 | 306 | 136 |
| 5952 | SPORTING GOODS STORES | 133 | 91 | 10 058 | 8 960 | 1 002 | 18 771 | 276 | 119 |
| 5953 | BICYCLE SHOPS | 17 | 15 | 806 | 764 | 82 | 1 732 | 30 | 17 |
| 5962 | HAY, GRAIN, FEED STORES | 145 | 127 | 34 060 | 33 346 | 2 129 | 41 943 | 653 | 125 |
| 5969 | OTHER FARM SUPPLY STORES | 94 | 86 | 19 928 | 19 808 | 1 466 | 26 467 | 405 | 73 |
| | GARDEN SUPPLY STORES | 31 | 29 | 1 697 | 1 671 | 217 | 4 144 | 75 | 29 |
| 597 | JEWELRY STORES | 260 | 222 | 25 112 | 24 558 | 3 854 | 74 131 | 1 111 | 202 |
| 598 | FUEL, ICE DEALERS | 172 | 124 | 19 830 | 19 192 | 3 854 | 78 577 | 912 | 93 |
| 5982 | COAL AND WOOD DEALERS | 5 | 3 | 334 | 326 | 37 | 489 | 9 | 5 |
| | ICE DEALERS | 5 | 14 | 1 086 | 482 | 126 | 2 363 | 36 | 56 |
| 5983 | FUEL OIL DEALERS | 16 | 12 | 1 066 | 1 040 | 164 | 3 921 | 44 | 10 |
| 5984 | BOTTLED GAS DEALERS | 95 | 95 | 17 344 | 17 344 | 3 527 | 71 804 | 823 | 22 |
| 5992 | FLORISTS | 255 | 197 | 10 775 | 10 215 | 1 873 | 33 757 | 683 | 262 |
| 5993 | CIGAR STORES, STANOS | 34 | 26 | 1 545 | 1 317 | 153 | 7 342 | 67 | 23 |
| 5994 | NEWS DEALERS, NEWSSTANOS | 42 | 20 | 1 462 | 1 118 | 118 | 2 134 | 57 | 42 |
| 5996 | CAMERA, PHOTOGRAPHIC SUPPLY STORES | 34 | 30 | 4 264 | 4 224 | 543 | 9 129 | 139 | 22 |
| 5997 | GIFT, NOVELTY, SOUVENIR SHOPS | 105 | 77 | 4 352 | 4 048 | 494 | 9 560 | 210 | 99 |
| 5998 | OPTICAL GOODS STORES | 166 | 154 | 5 702 | 5 536 | 1 002 | 18 811 | 283 | 150 |
| 5999 | TYPEWRITER STORES | 5 | 5 | 430 | 430 | 80 | 1 435 | 25 | 4 |
| | LUGGAGE, LEATHER GOODS STORES | 15 | 9 | 847 | 751 | 101 | 1 732 | 35 | 13 |
| | HOBBY, TOY, GAME SHOPS | 41 | 29 | 2 645 | 2 367 | 271 | 6 327 | 119 | 46 |
| | RELIGIOUS GOODS STORES | 12 | 8 | 411 | 361 | 51 | 1 003 | 19 | 11 |
| | PET SHOPS | 24 | 12 | 560 | 380 | 52 | 1 400 | 33 | 24 |
| | OTHER | 211 | 103 | 12 633 | 11 489 | 1 244 | 22 878 | 347 | 208 |
| NONSTORE RETAILERS* | | | | | | | | | |
| 53 PART* | TOTAL | 758 | 220 | 84 565 | 78 157 | 12 786 | 252 354 | 3 208 | 685 |
| 532 | MAIL-ORDER HOUSES | 47 | 45 | 15 848 | (0) | (0) | (0) | (0) | (0) |
| 534 | MERCHANDISE VENDING MACHINE OPERATORS | 129 | 61 | 25 257 | (0) | (0) | (0) | (0) | (0) |
| 535 | DIRECT SELLING (HOUSE-TO-HOUSE) ORGANIZATIONS | 582 | 114 | 43 460 | 38 746 | 9 704 | 190 335 | 2 334 | 551 |

Standard Notes: - Represents zero. (D) Withheld to avoid disclosure. (NA) Not available. (X) Not applicable.
 *Nonstore retailers, part of SIC major group 53, are shown separately in this table.

TABLE 3. Parishes; Cities of 2,500

| Line number | Parish and city | Total | | | | | | | Kind-of-business group | | | | |
|-------------|--------------------------------------|----------------|-----------------------|-------------------------------------|---------------------------------------|--------------------------------|---|---|--|--|-----------------|-----------------------------------|-----------------|
| | | Establishments | | Sales | | Payroll, entire year (\$1,000) | Payroll, workweek ended nearest Nov. 15 (dollars) | Paid employees, workweek ended nearest Nov. 15 (number) | Active proprietors of unincorporated businesses (number) | Lumber, building matts., hardware, farm equip. dealers | | General merchandise group stores* | |
| | | Total (number) | With payroll (number) | Total, all establishments (\$1,000) | Establishments with payroll (\$1,000) | | | | | Establishments (number) | Sales (\$1,000) | Establishments (number) | Sales (\$1,000) |
| 1 | ST CHARLES PARISH | 140 | 92 | 10 056 | 9 082 | 925 | 17 100 | 292 | 155 | 2 | (0) | 9 | 740 |
| 2 | ST HELENA PARISH | 18 | 16 | 2 124 | 1 922 | 131 | 2 901 | 54 | 20 | - | - | 4 | 463 |
| 3 | ST JAMES PARISH | 123 | 71 | 12 162 | 10 804 | 942 | 17 524 | 320 | 129 | 8 | 1 747 | 10 | 1 280 |
| 4 | LUTCHER | 36 | 20 | 2 951 | 2 801 | 231 | 4 509 | 79 | 40 | 3 | 489 | 3 | 86 |
| 5 | REMAINOER OF PARISH | 87 | 51 | 9 211 | 8 003 | 711 | 13 015 | 241 | 89 | 5 | 1 258 | 7 | 1 194 |
| 6 | ST JOHN THE BAPTIST PARISH | 104 | 66 | 8 223 | 7 473 | 756 | 13 752 | 335 | 104 | 6 | 394 | 7 | 869 |
| 7 | ST LANORY PARISH | 669 | 459 | 63 022 | 58 532 | 6 271 | 123 416 | 2 354 | 612 | 38 | 5 099 | 42 | 4 630 |
| 8 | EUNICE | 148 | 122 | 15 396 | 14 946 | 1 510 | 33 930 | 556 | 137 | 12 | 1 526 | 10 | 960 |
| 9 | OPELOUSAS | 251 | 191 | 32 268 | 31 420 | 3 547 | 66 405 | 1 291 | 197 | 16 | 2 172 | 15 | 2 384 |
| 10 | REMAINDER OF PARISH | 270 | 146 | 15 358 | 12 166 | 1 214 | 23 081 | 507 | 278 | 10 | 1 401 | 17 | 1 286 |
| 11 | ST MARTIN PARISH | 234 | 142 | 15 455 | 13 169 | 1 280 | 27 105 | 502 | 232 | 17 | 2 100 | 11 | 857 |
| 12 | BREAUX BRIDGE | 79 | 55 | 6 576 | 6 006 | 604 | 11 019 | 190 | 77 | 7 | 693 | 3 | 345 |
| 13 | ST MARTINVILLE | 96 | 60 | 5 459 | 4 973 | 412 | 9 909 | 203 | 95 | 3 | (0) | 4 | (D) |
| 14 | REMAINOER OF PARISH | 59 | 27 | 3 420 | 2 190 | 264 | 6 177 | 109 | 60 | 7 | (D) | 1 | (0) |
| 15 | ST MARY PARISH | 383 | 293 | 47 741 | 45 855 | 5 282 | 102 310 | 1 653 | 351 | 16 | 1 352 | 20 | 3 548 |
| 16 | BERWICK | 27 | 13 | 1 557 | 1 275 | 192 | 3 593 | 40 | 24 | - | - | - | - |
| 17 | FRANKLIN | 100 | 80 | 13 227 | 12 823 | 1 311 | 25 499 | 499 | 93 | 5 | 740 | 5 | (D) |
| 18 | MORGAN CITY | 166 | 138 | 26 554 | 26 024 | 3 362 | 65 331 | 939 | 140 | 8 | 467 | 12 | 2 360 |
| 19 | PATTERSON | 21 | 13 | 1 544 | 1 328 | 80 | 1 364 | 29 | 25 | - | - | - | - |
| 20 | REMAINOER OF PARISH | 69 | 49 | 4 859 | 4 405 | 337 | 6 523 | 146 | 69 | 3 | 145 | 3 | (0) |
| 21 | ST TAMMANY PARISH | 338 | 252 | 43 241 | 41 927 | 3 883 | 71 262 | 1 283 | 300 | 21 | 3 201 | 12 | 1 637 |
| 22 | COVINGTON | 102 | 84 | 17 283 | 16 885 | 1 644 | 31 021 | 531 | 86 | 11 | 1 862 | 4 | 871 |
| 23 | SLIOELL | 113 | 87 | 20 832 | 20 510 | 1 790 | 31 211 | 533 | 89 | 4 | 828 | 6 | (0) |
| 24 | REMAINOER OF PARISH | 123 | 81 | 5 126 | 4 532 | 449 | 9 030 | 219 | 125 | 6 | 511 | 2 | (0) |
| 25 | TANGIPAOHA PARISH | 505 | 363 | 61 775 | 58 513 | 5 452 | 106 873 | 1 964 | 452 | 30 | 4 291 | 27 | 5 730 |
| 26 | AMITE CITY | 81 | 65 | 12 137 | 11 847 | 1 176 | 23 808 | 410 | 66 | 3 | 546 | 4 | 1 620 |
| 27 | HAMMONO | 159 | 127 | 24 195 | 23 237 | 2 274 | 43 946 | 822 | 129 | 10 | 1 267 | 8 | 2 581 |
| 28 | KENTWOOD | 46 | 38 | 5 548 | 5 430 | 505 | 9 944 | 196 | 46 | 2 | (0) | 4 | 749 |
| 29 | PONCHATOULA | 68 | 56 | 10 037 | 9 627 | 829 | 14 698 | 275 | 59 | 9 | (0) | 3 | 381 |
| 30 | REMAINOER OF PARISH | 151 | 77 | 9 858 | 8 372 | 668 | 14 477 | 261 | 152 | 6 | 1 467 | 8 | 399 |
| 31 | TENSAS PARISH | 95 | 63 | 8 060 | 7 736 | 592 | 11 053 | 204 | 91 | 5 | 2 152 | 7 | 554 |
| 32 | TERREBONNE PARISH | 534 | 366 | 64 468 | 60 964 | 7 124 | 134 759 | 2 223 | 488 | 15 | 4 525 | 26 | 7 234 |
| 33 | HOUMA | 390 | 290 | 53 843 | 51 885 | 6 009 | 112 768 | 1 860 | 342 | 14 | (D) | 24 | (D) |
| 34 | REMAINOER OF PARISH | 144 | 76 | 10 625 | 9 079 | 1 115 | 21 991 | 363 | 146 | 1 | (0) | 2 | (0) |
| 35 | UNION PARISH | 140 | 72 | 11 556 | 10 416 | 702 | 16 345 | 268 | 137 | 8 | 961 | 11 | 533 |
| 36 | FARMERVILLE | 60 | 40 | 6 268 | 6 008 | 430 | 9 810 | 164 | 56 | 4 | 630 | 3 | 83 |
| 37 | REMAINOER OF PARISH | 80 | 32 | 5 288 | 4 408 | 272 | 6 535 | 104 | 81 | 4 | 331 | 8 | 450 |
| 38 | VERMILION PARISH | 475 | 303 | 37 590 | 33 744 | 3 324 | 65 297 | 1 205 | 474 | 36 | 7 523 | 24 | 1 754 |
| 39 | ABBEVILLE | 180 | 120 | 18 173 | 16 861 | 1 769 | 35 760 | 634 | 165 | 10 | 2 628 | 8 | 1 048 |
| 40 | KAPLAN | 129 | 83 | 8 804 | 7 754 | 781 | 15 487 | 280 | 128 | 9 | 1 564 | 4 | 285 |
| 41 | REMAINOER OF PARISH | 166 | 100 | 10 613 | 9 129 | 774 | 14 050 | 291 | 181 | 17 | 3 331 | 12 | 421 |
| 42 | VERNON PARISH | 190 | 138 | 19 434 | 18 252 | 1 722 | 33 716 | 646 | 192 | 5 | 770 | 10 | 886 |
| 43 | LEESVILLE | 129 | 101 | 15 685 | 15 115 | 1 483 | 28 554 | 524 | 129 | 5 | 770 | 7 | 566 |
| 44 | REMAINOER OF PARISH | 61 | 37 | 3 749 | 3 137 | 239 | 5 162 | 122 | 63 | - | - | 3 | 320 |
| 45 | WASHINGTON PARISH | 354 | 252 | 42 765 | 40 809 | 3 705 | 71 791 | 1 368 | 306 | 20 | 4 029 | 21 | 2 880 |
| 46 | BOGALUSA | 223 | 163 | 28 301 | 27 139 | 2 506 | 48 451 | 943 | 190 | 8 | 1 458 | 18 | 2 442 |
| 47 | FRANKLINTON | 92 | 68 | 11 121 | 10 667 | 975 | 18 790 | 351 | 78 | 10 | (D) | 2 | (D) |
| 48 | REMAINOER OF PARISH | 39 | 21 | 3 343 | 3 003 | 224 | 4 550 | 74 | 38 | 2 | (0) | 1 | (0) |
| 49 | WEBSTER PARISH | 330 | 246 | 35 331 | 34 135 | 3 242 | 61 057 | 1 122 | 295 | 15 | 2 806 | 26 | 2 749 |
| 50 | MINOEN | 151 | 123 | 19 249 | 18 743 | 1 827 | 34 950 | 632 | 128 | 6 | 1 509 | 13 | 1 336 |
| 51 | SPRINGHILL | 86 | 70 | 11 837 | 11 635 | 1 094 | 20 043 | 343 | 72 | 6 | 1 069 | 8 | 974 |
| 52 | REMAINOER OF PARISH | 93 | 53 | 4 245 | 3 757 | 321 | 6 064 | 147 | 95 | 3 | 228 | 5 | 439 |
| 53 | WEST BATON ROUGE PARISH | 95 | 61 | 7 001 | 6 327 | 543 | 9 900 | 242 | 99 | 4 | 575 | 6 | 392 |
| 54 | PORT ALLEN | 59 | 39 | 5 079 | 4 847 | 425 | 7 585 | 178 | 59 | 4 | 575 | 1 | (0) |
| 55 | REMAINOER OF PARISH | 36 | 22 | 1 922 | 1 480 | 118 | 2 315 | 64 | 40 | - | - | 5 | (D) |
| 56 | WEST CARROLL PARISH | 100 | 66 | 9 478 | 8 492 | 703 | 14 645 | 253 | 96 | 11 | 2 968 | 11 | 1 077 |
| 57 | WEST FELICIANA PARISH | 53 | 33 | 4 380 | 3 982 | 317 | 6 104 | 143 | 55 | - | (0) | 6 | 441 |
| 58 | WINN PARISH | 102 | 82 | 10 612 | 10 110 | 1 091 | 23 505 | 346 | 96 | 8 | 640 | 7 | 1 245 |
| 59 | WINNFIELO | 87 | 77 | 10 246 | (0) | (D) | (0) | (D) | (0) | 8 | 640 | 5 | (0) |
| 60 | REMAINOER OF PARISH | 15 | 5 | 366 | (0) | (0) | (0) | (D) | (0) | - | - | 2 | (0) |

Standard Notes: - Represents zero. (D) Withheld to avoid disclosure. (NA) Not available. (X) Not applicable.
 * Nonstore retailers, part of SIC major group 53, are shown separately in this table.

Inhabitants or More: 1963—Continued

| Kind-of-business group - continued | | | | | | | | | | | | | | | | | | |
|------------------------------------|-----------------|------------------------|-----------------|---------------------------|-----------------|---------------------------|-----------------|---|-----------------|---------------------------|-----------------|---------------------------------|-----------------|---------------------------|-----------------|---------------------------|-----------------|-------------|
| Food stores | | Automotive dealers | | Gasoline service stations | | Apparel, accessory stores | | Furniture, home furnishings, equipment stores | | Eating, drinking places | | Drug stores, proprietary stores | | Other retail stores | | Nonstore retailers | | Line number |
| Estab-lish-ments (number) | Sales (\$1,000) | Estab-lish-ments (No.) | Sales (\$1,000) | Estab-lish-ments (number) | Sales (\$1,000) | Estab-lish-ments (number) | Sales (\$1,000) | Estab-lish-ments (number) | Sales (\$1,000) | Estab-lish-ments (number) | Sales (\$1,000) | Estab-lish-ments (No.) | Sales (\$1,000) | Estab-lish-ments (number) | Sales (\$1,000) | Estab-lish-ments (number) | Sales (\$1,000) | |
| 25 | 2 586 | 10 | 1 830 | 25 | 1 619 | 4 | (D) | 6 | 756 | 40 | 736 | 4 | 541 | 13 | 294 | 2 | (D) | 1 |
| 5 | 536 | - | - | 6 | 454 | - | - | - | - | 1 | (O) | 1 | (D) | 1 | (O) | - | - | 2 |
| 43 | 3 888 | 6 | 2 795 | 11 | 433 | 5 | 434 | 4 | 435 | 25 | 637 | 3 | 159 | 3 | (D) | 5 | (D) | 3 |
| 6 | 1 143 | 2 | (O) | 5 | 142 | 2 | (O) | 1 | (D) | 11 | 130 | - | - | 2 | (O) | 1 | (O) | 4 |
| 37 | 2 745 | 4 | (D) | 6 | 291 | 3 | (O) | 3 | (D) | 14 | 507 | 3 | 159 | 1 | (D) | 4 | 94 | 5 |
| 26 | 3 291 | 2 | (D) | 19 | 807 | 4 | 221 | 2 | (D) | 20 | 1 367 | 3 | 184 | 7 | 572 | 8 | 62 | 6 |
| 163 | 14 320 | 34 | 13 549 | 99 | 6 804 | 37 | 4 647 | 30 | 3 302 | 131 | 3 539 | 17 | 1 981 | 64 | 3 746 | 14 | 1 405 | 7 |
| 24 | 3 209 | 10 | 3 862 | 23 | 1 292 | 10 | 959 | 8 | 759 | 25 | 557 | 4 | 627 | 18 | 1 078 | 4 | 567 | 8 |
| 46 | 6 224 | 19 | 8 387 | 34 | 2 921 | 22 | 3 450 | 11 | 2 129 | 45 | 1 220 | 7 | 899 | 31 | 1 773 | 5 | 709 | 9 |
| 93 | 4 887 | 5 | 1 300 | 42 | 2 591 | 5 | 288 | 11 | 414 | 61 | 1 762 | 6 | 455 | 15 | 895 | 5 | 129 | 10 |
| 83 | 4 123 | 10 | 3 913 | 23 | 1 183 | 10 | 427 | 6 | (D) | 48 | 1 341 | 8 | 501 | 17 | 603 | 1 | (O) | 11 |
| 20 | 1 065 | 5 | 2 270 | 10 | 613 | 5 | 204 | 3 | 268 | 17 | 428 | 3 | 266 | 6 | 424 | - | - | 12 |
| 36 | 1 730 | 5 | 1 643 | 6 | 281 | 5 | 223 | 3 | (D) | 19 | 294 | 4 | (D) | 8 | 147 | - | - | 13 |
| 27 | 1 328 | - | - | 7 | 289 | - | - | - | - | 12 | 619 | 1 | (D) | 3 | 32 | 1 | (O) | 14 |
| 111 | 13 889 | 19 | 9 604 | 39 | 4 791 | 25 | 2 342 | 22 | 2 116 | 81 | 5 338 | 16 | 1 839 | 29 | 1 483 | 5 | 1 439 | 15 |
| 6 | 251 | 5 | (O) | 1 | (D) | 2 | (O) | 1 | (D) | 8 | 106 | 1 | (O) | 3 | 70 | - | - | 16 |
| 26 | 3 668 | 5 | 3 232 | 10 | 1 018 | 6 | 886 | 6 | 481 | 16 | 559 | 6 | (D) | 13 | 450 | 2 | (D) | 17 |
| 41 | 6 821 | 8 | 5 343 | 13 | 2 671 | 14 | 1 182 | 12 | 1 188 | 35 | 4 092 | 8 | 913 | 12 | (O) | 3 | (O) | 18 |
| 12 | 1 020 | - | (O) | 1 | (D) | 2 | (D) | - | - | 5 | 115 | 1 | (O) | - | - | - | - | 19 |
| 26 | 2 129 | 1 | (D) | 14 | (O) | 1 | (D) | 3 | (D) | 17 | 466 | - | - | 1 | (O) | - | - | 20 |
| 69 | 14 079 | 20 | 9 592 | 45 | 3 695 | 20 | 1 367 | 9 | 869 | 87 | 3 031 | 10 | 1 367 | 37 | 3 457 | 8 | 946 | 21 |
| 21 | 5 313 | 8 | (O) | 13 | 1 224 | 9 | 808 | 1 | (D) | 20 | 744 | 4 | 504 | 9 | 2 064 | 2 | (D) | 22 |
| 19 | 7 672 | 10 | 6 291 | 14 | 1 483 | 8 | 459 | 8 | (O) | 19 | 1 114 | 3 | 691 | 7 | 802 | 5 | 211 | 23 |
| 29 | 1 094 | 2 | (D) | 18 | 988 | 3 | 100 | - | (D) | 48 | 1 173 | 3 | 172 | 11 | 591 | 1 | (D) | 24 |
| 131 | 13 345 | 35 | 15 349 | 75 | 4 510 | 32 | 2 357 | 17 | 1 658 | 72 | 2 731 | 21 | 1 606 | 58 | 8 969 | 7 | 1 229 | 25 |
| 25 | 2 171 | 7 | 5 109 | 7 | 515 | 8 | 423 | 3 | 237 | 8 | 266 | 5 | 196 | 11 | 1 054 | - | - | 26 |
| 31 | 5 345 | 15 | 7 160 | 22 | 1 852 | 12 | 1 270 | 8 | 902 | 31 | 1 291 | 5 | 612 | 16 | (O) | 1 | (O) | 27 |
| 6 | 537 | 7 | 1 879 | 7 | 268 | 4 | 252 | - | - | 2 | (O) | 3 | 173 | 11 | 1 421 | - | - | 28 |
| 14 | 2 348 | 4 | (D) | 12 | 870 | 6 | (O) | 5 | (D) | 9 | (D) | 3 | 410 | 3 | (O) | - | - | 29 |
| 55 | 2 944 | 2 | (O) | 27 | 1 005 | 2 | (D) | 1 | (O) | 22 | 729 | 5 | 215 | 17 | 2 169 | 6 | (O) | 30 |
| 32 | 1 354 | 6 | 1 717 | 12 | 527 | 6 | 205 | 2 | (O) | 10 | 233 | 3 | 262 | 11 | 670 | 1 | (D) | 31 |
| 148 | 18 651 | 24 | 11 215 | 68 | 5 326 | 25 | 2 630 | 26 | 3 300 | 110 | 5 084 | 14 | 1 804 | 51 | 3 052 | 27 | 1 647 | 32 |
| 81 | 14 485 | 22 | (O) | 46 | 4 125 | 25 | 2 630 | 24 | (O) | 73 | 3 082 | 11 | (D) | 45 | 2 721 | 25 | (D) | 33 |
| 67 | 4 166 | 2 | (O) | 22 | 1 201 | - | - | 2 | (D) | 37 | 2 002 | 3 | (D) | 6 | 331 | 2 | (D) | 34 |
| 36 | 1 995 | 12 | 3 138 | 21 | 1 195 | 10 | 350 | 5 | 225 | 14 | 178 | 3 | 451 | 16 | 2 514 | 4 | 16 | 35 |
| 10 | 1 079 | 7 | 1 899 | 6 | 729 | 7 | 263 | 3 | (D) | 4 | 102 | 1 | (O) | 13 | 1 140 | 2 | (O) | 36 |
| 26 | 916 | 5 | 1 239 | 15 | 466 | 15 | 466 | 2 | (D) | 10 | 76 | 2 | (D) | 3 | 1 374 | 2 | (D) | 37 |
| 124 | 7 380 | 22 | 7 597 | 45 | 2 812 | 30 | 1 611 | 21 | 1 312 | 89 | 2 393 | 17 | 1 616 | 54 | 3 308 | 13 | 284 | 38 |
| 45 | 3 772 | 8 | 4 812 | 17 | 1 129 | 14 | 737 | 12 | 877 | 24 | 794 | 7 | 713 | 26 | 1 441 | 9 | 222 | 39 |
| 36 | 1 659 | 8 | 2 077 | 12 | 962 | 11 | 523 | 6 | (D) | 22 | 351 | 4 | 421 | 13 | (D) | 4 | 62 | 40 |
| 43 | 1 949 | 6 | 708 | 16 | 721 | 5 | 351 | 3 | (D) | 43 | 1 248 | 6 | 482 | 15 | (D) | - | - | 41 |
| 44 | 5 042 | 11 | 4 664 | 25 | 1 859 | 8 | 922 | 6 | 483 | 51 | 1 912 | 2 | (D) | 27 | 2 369 | 1 | (D) | 42 |
| 20 | 3 820 | 10 | (O) | 19 | 1 533 | 8 | 922 | 6 | 483 | 34 | 1 225 | 2 | (D) | 17 | (O) | 1 | (D) | 43 |
| 24 | 1 222 | 1 | (O) | 6 | 326 | - | - | - | - | 17 | 687 | - | - | 10 | (O) | - | - | 44 |
| 98 | 9 825 | 26 | 9 525 | 42 | 3 333 | 26 | 2 673 | 19 | 1 396 | 40 | 1 260 | 14 | 1 518 | 39 | 5 043 | 9 | 1 283 | 45 |
| 57 | 7 105 | 18 | 6 799 | 21 | 2 095 | 18 | 2 089 | 13 | 1 169 | 31 | 1 068 | 11 | 1 128 | 23 | 1 753 | 5 | 1 195 | 46 |
| 21 | 2 156 | 7 | (D) | 15 | 994 | 6 | (O) | 6 | 227 | 9 | (D) | 3 | 390 | 11 | 2 773 | 2 | (D) | 47 |
| 20 | 564 | 1 | (O) | 6 | 244 | 2 | (O) | - | - | - | (D) | - | - | 5 | 517 | 2 | (D) | 48 |
| 72 | 9 689 | 25 | 8 425 | 54 | 3 214 | 22 | 2 224 | 24 | 1 637 | 37 | 1 489 | 11 | 1 049 | 27 | 1 574 | 17 | 475 | 49 |
| 29 | 4 871 | 16 | 5 200 | 26 | 1 787 | 12 | (O) | 18 | (O) | 13 | 632 | 5 | 591 | 11 | 839 | 2 | (D) | 50 |
| 9 | 3 142 | 6 | 3 166 | 14 | 887 | 9 | 1 054 | 5 | 584 | 8 | 279 | 3 | 312 | 11 | 288 | 7 | 82 | 51 |
| 34 | 1 676 | 3 | 59 | 14 | 540 | 1 | (O) | 1 | (D) | 16 | 578 | 3 | 146 | 5 | 447 | 8 | (D) | 52 |
| 20 | 2 803 | 4 | 238 | 13 | 1 386 | 10 | 438 | 2 | (D) | 31 | 729 | 3 | 324 | 2 | (O) | - | - | 53 |
| 12 | 2 124 | 2 | (D) | 10 | 1 176 | 8 | (O) | 1 | (D) | 18 | 322 | 2 | (D) | 1 | (O) | - | - | 54 |
| 8 | 679 | 2 | (D) | 3 | 210 | 2 | (D) | 1 | (O) | 13 | 407 | 1 | (O) | 1 | (O) | - | - | 55 |
| 33 | 1 367 | 9 | 1 651 | 12 | 648 | 4 | 293 | 2 | (D) | 8 | 152 | 4 | 320 | 6 | (D) | - | - | 56 |
| 13 | 1 607 | 3 | (D) | 7 | 496 | - | - | 3 | 142 | 13 | 404 | 1 | (O) | 7 | 56 | - | - | 57 |
| 23 | 2 679 | 9 | 2 339 | 15 | (O) | 7 | 580 | 6 | 336 | 8 | 196 | 6 | 571 | 11 | 817 | 2 | (O) | 58 |
| 14 | 2 380 | 9 | 2 339 | 13 | 1 110 | 6 | (O) | 6 | 336 | 8 | 196 | 6 | 571 | 11 | 817 | 1 | (O) | 59 |
| 9 | 299 | - | - | 2 | (O) | 1 | (O) | - | - | - | - | - | - | - | - | 1 | (O) | 60 |

TABLE 4. Standard Metropolitan Statistical Areas: 1963

| SIC code | Standard metropolitan statistical area and kind of business | Establishments | | Sales | | Payroll, entire year (\$1,000) | Payroll, workweek ended nearest Nov. 15 (dollars) | Paid employees, workweek ended nearest Nov. 15 (number) | Active proprietors of unincorporated businesses (number) |
|-------------------------|--|---|-----------------------|-------------------------------------|---------------------------------------|--------------------------------|---|---|--|
| | | Total (number) | With payroll (number) | Total, all establishments (\$1,000) | Establishments with payroll (\$1,000) | | | | |
| BATON ROUGE SMSA | | Coextensive with East Baton Rouge Parish, La. | | | | | | | |
| | RETAIL TRADE, TOTAL | 1 564 | 1 256 | 316 738 | 310 700 | 35 397 | 681 947 | 11 036 | 1 222 |
| | LUMBER, BUILDING MATERIALS, HARDWARE, FARM EQUIPMENT DEALERS | | | | | | | | |
| | TOTAL | 85 | 75 | 15 566 | 15 450 | 1 875 | 39 681 | 412 | 61 |
| 521 | LUMBER YARDS | 13 | 13 | 4 944 | 4 944 | 502 | 10 985 | 136 | 7 |
| | BUILDING MATERIALS DEALERS | 27 | 27 | 5 767 | 5 767 | 676 | 12 448 | 134 | 13 |
| 522 | HEATING, PLUMBING EQUIPMENT DEALERS | 6 | 4 | 236 | 222 | 22 | 506 | 8 | 6 |
| 523 | PAINT, GLASS, WALLPAPER STORES | 13 | 13 | 1 509 | 1 509 | 276 | 7 869 | 55 | 8 |
| 524 | ELECTRICAL SUPPLY STORES | - | - | - | - | - | - | - | - |
| 5251 | HARDWARE STORES | 20 | 12 | 818 | 716 | 72 | 1 994 | 25 | 22 |
| 5252 | FARM EQUIPMENT DEALERS | 6 | 6 | 2 292 | 2 292 | 327 | 5 879 | 54 | 5 |
| | GENERAL MERCHANDISE GROUP STORES* | | | | | | | | |
| | TOTAL | 59 | 55 | 56 518 | 56 196 | 8 103 | 163 070 | 2 819 | 19 |
| 53 PART* | DEPARTMENT STORES | 14 | 14 | 46 670 | 46 670 | 6 831 | 140 778 | 2 298 | 1 |
| 533 | LIMITED PRICE VARIETY STORES | 23 | 21 | 5 659 | 5 609 | 869 | 15 772 | 382 | 4 |
| 539 | GENERAL MERCHANDISE STORES | 14 | 12 | 2 340 | 2 078 | 247 | 3 803 | 76 | 11 |
| | DRY GOODS STORES | 6 | 6 | (D) | (D) | (D) | (D) | (D) | (D) |
| | SEWING, NEEDLEWORK STORES | 2 | 2 | (O) | (O) | (D) | (D) | (O) | (O) |
| | FOOD STORES | | | | | | | | |
| | TOTAL | 271 | 195 | 73 818 | 71 690 | 4 454 | 85 883 | 1 522 | 224 |
| 541 | GROCERY STORES, INCLUDING DELICATESSENS | 232 | 168 | 69 247 | 67 441 | 4 009 | 77 477 | 1 372 | 191 |
| 542 | MEAT MARKETS | 14 | 10 | 3 536 | 3 294 | 228 | 4 572 | 67 | 14 |
| | FISH (SEAFOOD) MARKETS | 5 | 1 | (D) | (O) | (O) | (O) | (O) | (O) |
| 543 | FRUIT STORES, VEGETABLE MARKETS | 1 | 1 | (O) | (O) | (O) | (O) | (O) | (O) |
| 544 | CANDY, NUT, CONFECTIONERY STORES | 11 | 7 | 238 | 216 | 32 | 648 | 20 | 5 |
| 545 | DAIRY PRODUCTS STORES | - | - | - | - | - | - | - | - |
| 546 | RETAIL BAKERIES | 7 | 7 | 601 | 601 | 155 | 2 640 | 54 | 6 |
| 5462 | RETAIL BAKERIES, MANUFACTURING | 6 | 6 | (O) | (D) | (D) | (O) | (D) | (D) |
| 5463 | RETAIL BAKERIES, NONMANUFACTURING | 1 | 1 | (D) | (O) | (D) | (O) | (O) | (O) |
| 549 | EGG AND POULTRY DEALERS | - | - | - | - | - | - | - | - |
| | OTHER | 1 | 1 | (O) | (O) | (O) | (O) | (O) | (O) |
| | AUTOMOTIVE DEALERS | | | | | | | | |
| | TOTAL | 106 | 74 | 66 310 | 65 686 | 6 648 | 119 944 | 1 184 | 72 |
| 551 | PASSENGER CAR DEALERS, FRANCHISED | 18 | 18 | 52 575 | 52 575 | 5 192 | 93 030 | 877 | 4 |
| | DOMESTIC CAR DEALERS | 12 | 12 | 42 343 | 42 343 | 4 091 | 72 930 | 678 | 1 |
| | IMPORTED CAR DEALERS | 2 | 2 | (D) | (O) | (D) | (O) | (O) | (D) |
| | DOMESTIC AND IMPORTED CAR DEALERS | 4 | 4 | (D) | (D) | (D) | (D) | (D) | (D) |
| 552 | PASSENGER CAR DEALERS, NONFRANCHISED | 40 | 20 | 6 782 | 6 290 | 424 | 8 463 | 87 | 35 |
| 553 | TIRE, BATTERY, ACCESSORY DEALERS | 26 | 20 | (D) | (D) | (O) | (D) | (O) | (D) |
| | HOME AND AUTO SUPPLY STORES | 5 | 5 | (D) | (D) | (D) | (D) | (D) | (D) |
| 559 | MISCELLANEOUS AIRCRAFT, MARINE, AUTOMOTIVE DEALERS | 17 | 11 | 2 187 | 2 077 | 213 | 3 638 | 40 | 18 |
| | AIRCRAFT, BOAT, MOTORCYCLE DEALERS | 7 | 7 | 1 614 | 1 614 | 186 | 3 169 | 33 | 3 |
| | HOUSEHOLD TRAILER DEALERS | 10 | 4 | 563 | 453 | 26 | 469 | 7 | 15 |
| | OTHER AUTOMOTIVE DEALERS | - | - | 10 | 10 | 1 | - | - | - |
| | GASOLINE SERVICE STATIONS | | | | | | | | |
| 55PT(554) | TOTAL | 243 | 219 | 24 038 | 23 314 | 2 246 | 44 833 | 800 | 207 |
| | APPAREL, ACCESSORY STORES | | | | | | | | |
| | TOTAL | 124 | 116 | 14 855 | 14 693 | 1 969 | 37 416 | 717 | 66 |
| 561,567 | MEN'S, BOYS' APPAREL STORES, CUSTOM TAILORS | 16 | 16 | 2 692 | 2 692 | 372 | 6 881 | 115 | 10 |
| 561 | MEN'S, BOYS' CLOTHING AND FURNISHINGS STORES | 16 | 16 | 2 692 | 2 692 | 372 | 6 881 | 115 | 10 |
| 567 | CUSTOM TAILORS | - | - | - | - | - | - | - | - |
| 562-3,568 | WOMEN'S CLOTHING, SPECIALTY STORES | 48 | 48 | 6 610 | 6 610 | 835 | 15 976 | 341 | 27 |
| 562 | WOMEN'S READY-TO-WEAR STORES | 38 | 38 | 6 073 | 6 073 | 754 | 14 359 | 306 | 23 |
| 563,568 | WOMEN'S ACCESSORY, SPECIALTY STORES, FURRIERS | 10 | 10 | 537 | 537 | 81 | 1 617 | 35 | 4 |
| 563 | MILLINERY STORES | 6 | 6 | 286 | 286 | 45 | 960 | 17 | 2 |
| | CORSET, LINGERIE STORES | - | - | - | - | - | - | - | - |
| | HOSIERY STORES | 1 | 1 | (D) | (D) | (D) | (O) | (D) | (O) |
| | APPAREL, ACCESSORY, OTHER SPECIALTY STORES | 3 | 3 | (D) | (D) | (D) | (D) | (D) | (D) |
| 568 | FURRIERS, FUR SHOPS | - | - | - | - | - | - | - | - |
| 565 | FAMILY CLOTHING STORES | 20 | 14 | 1 719 | 1 589 | 216 | 4 069 | 92 | 13 |
| 566 | SHOE STORES | 34 | 34 | 3 561 | 3 561 | 518 | 9 978 | 158 | 13 |
| | MEN'S SHOE STORES | 4 | 4 | (D) | (D) | (D) | (D) | (O) | (D) |
| | WOMEN'S SHOE STORES | 9 | 9 | 1 013 | 1 013 | 136 | 2 734 | 41 | 5 |
| | CHILDREN'S, JUVENILES' SHOE STORES | 2 | 2 | (D) | (O) | (D) | (D) | (O) | (D) |
| | FAMILY SHOE STORES | 19 | 19 | 2 219 | 2 219 | 337 | 6 459 | 107 | 5 |
| 564 | CHILDREN'S, INFANTS' WEAR STORES | 4 | 4 | 249 | 241 | 28 | 512 | 11 | 1 |
| 569 | MISCELLANEOUS APPAREL, ACCESSORY STORES | 2 | - | 24 | - | - | - | - | 2 |

Standard Notes: - Represents zero. (D) Withheld to avoid disclosure. (NA) Not available. (X) Not applicable.
 *Nonstore retailers, part of SIC major group 53, are shown separately in this table.

TABLE 4. Standard Metropolitan Statistical Areas: 1963—Continued

| SIC code | Standard metropolitan statistical area and kind of business | Establishments | | Sales | | Payroll, entire year (\$1,000) | Payroll, workweek ended nearest Nov. 15 (dollars) | Paid employees, workweek ended nearest Nov. 15 (number) | Active proprietors of unincorporated businesses (number) |
|--|---|----------------|-----------------------|-------------------------------------|---------------------------------------|--------------------------------|---|---|--|
| | | Total (number) | With payroll (number) | Total, all establishments (\$1,000) | Establishments with payroll (\$1,000) | | | | |
| BATON ROUGE SMSA—Continued | | | | | | | | | |
| FURNITURE, HOME FURNISHINGS, EQUIPMENT STORES | | | | | | | | | |
| | TOTAL | 79 | 67 | 13 565 | 13 455 | 2 142 | 36 218 | 484 | 53 |
| 571 | FURNITURE, HOME FURNISHINGS STORES | 42 | 32 | 8 148 | 8 046 | 1 308 | 20 457 | 287 | 32 |
| 5712 | FURNITURE STORES | 29 | 23 | 7 159 | 7 081 | 1 127 | 16 801 | 241 | 21 |
| 5713 | FLOOR COVERING STORES | 8 | 8 | (0) | (0) | (0) | (0) | (0) | (0) |
| 5714 | DRAPERY, CURTAIN, UPHOLSTERY STORES | 3 | 1 | (0) | (0) | (0) | (0) | (0) | (0) |
| 5715 | CHINA, GLASSWARE, METALWARE STORES | 2 | - | 18 | - | - | - | - | 2 |
| 5719 | MISCELLANEOUS HOME FURNISHINGS STORES | - | - | - | - | - | - | - | - |
| 572 | HOUSEHOLD APPLIANCE STORES | 26 | 24 | 3 666 | 3 658 | 576 | 11 162 | 145 | 12 |
| 5732 | RADIO, TELEVISION STORES | 4 | 4 | 635 | 635 | 115 | 2 048 | 18 | 4 |
| 5733 | MUSIC STORES | 7 | 7 | 1 116 | 1 116 | 143 | 2 551 | 34 | 5 |
| | RECORD SHOPS | 3 | 3 | 245 | 245 | 39 | 612 | 8 | 1 |
| | MUSICAL INSTRUMENT STORES | 4 | 4 | 871 | 871 | 104 | 1 939 | 26 | 4 |
| EATING, DRINKING PLACES | | | | | | | | | |
| | TOTAL | 260 | 208 | 17 119 | 16 497 | 3 801 | 78 448 | 1 825 | 241 |
| 5812 | EATING PLACES | 174 | 150 | 14 277 | 14 001 | 3 497 | 71 987 | 1 668 | 152 |
| | RESTAURANTS, LUNCHROOMS | 120 | 106 | 8 494 | 8 340 | 1 894 | 37 000 | 960 | 109 |
| | CAFETERIAS | 7 | 7 | (0) | (0) | (0) | (0) | (0) | (0) |
| | REFRESHMENT PLACES | 40 | 32 | 2 908 | 2 818 | 551 | 14 558 | 324 | 26 |
| | CATERERS | 7 | 5 | (0) | (0) | (0) | (0) | (0) | (0) |
| 5813 | DRINKING PLACES (ALCOHOLIC BEVERAGES) | 86 | 58 | 2 842 | 2 496 | 304 | 6 461 | 157 | 89 |
| DRUG STORES, PROPRIETARY STORES | | | | | | | | | |
| 59PT(591) | TOTAL | 61 | 59 | 10 014 | 10 006 | 1 301 | 23 279 | 472 | 47 |
| 591 | DRUG STORES | 57 | 55 | 9 681 | 9 673 | 1 275 | 22 855 | 462 | 42 |
| | PROPRIETARY STORES | 4 | 4 | 333 | 333 | 26 | 424 | 10 | 5 |
| OTHER RETAIL STORES | | | | | | | | | |
| 59 EX. 591 | TOTAL | 214 | 170 | 20 544 | 19 836 | 2 361 | 43 739 | 667 | 175 |
| 592 | LIQUOR STORES | 51 | 41 | 3 822 | 3 486 | 257 | 5 151 | 89 | 44 |
| 593 | ANTIQUARIAN, SECONOHANO STORES | 19 | 19 | 972 | 972 | 148 | 3 292 | 50 | 16 |
| 5932 | ANTIQUARIAN STORES | 19 | 19 | 972 | 972 | 148 | 3 292 | 50 | 16 |
| 5933 | SECONOHANO STORES | 9 | 9 | 1 699 | 1 699 | 174 | 3 396 | 54 | 8 |
| 594 | BOOK, STATIONERY STORES | 7 | 7 | (0) | (0) | (0) | (0) | (0) | (0) |
| 5942 | BOOK STORES | 2 | 2 | (0) | (0) | (0) | (0) | (0) | (0) |
| 5943 | STATIONERY STORES | 5 | 5 | (0) | (0) | (0) | (0) | (0) | (0) |
| 595 | SPORTING GOODS STORES, BICYCLE SHOPS | 10 | 10 | 814 | 814 | 110 | 2 222 | 31 | 5 |
| 5952 | SPORTING GOODS STORES | 7 | 7 | (0) | (0) | (0) | (0) | (0) | (0) |
| 5953 | BICYCLE SHOPS | 3 | 3 | (0) | (0) | (0) | (0) | (0) | (0) |
| 5962 | HAY, GRAIN, FEED STORES | 3 | 3 | (0) | (0) | (0) | (0) | (0) | (0) |
| 5969 | OTHER FARM SUPPLY STORES | 3 | 1 | 1 511 | (0) | (0) | (0) | (0) | (0) |
| | GARDEN SUPPLY STORES | 6 | 6 | 337 | 337 | 44 | 688 | 12 | 4 |
| 597 | JEWELRY STORES | 20 | 14 | 2 235 | 2 191 | 351 | 6 249 | 95 | 12 |
| 598 | FUEL, ICE DEALERS | 6 | 4 | 2 110 | 2 108 | 395 | 6 433 | 90 | 3 |
| 5982 | COAL AND WOOD DEALERS | - | - | - | - | - | - | - | - |
| | ICE DEALERS | 2 | 2 | - | - | - | - | - | 2 |
| 5983 | FUEL OIL DEALERS | 1 | 1 | (0) | (0) | (0) | (0) | (0) | (0) |
| 5984 | BOTTLE GAS DEALERS | 3 | 3 | (0) | (0) | (0) | (0) | (0) | (0) |
| 5992 | FLORISTS | 19 | 15 | 1 068 | 1 022 | 248 | 4 472 | 81 | 16 |
| 5993 | CIGAR STORES, STANOS | - | - | - | - | - | - | - | - |
| 5994 | NEWS DEALERS, NEWSSTANOS | 5 | 3 | 202 | (0) | (0) | (0) | (0) | (0) |
| 5996 | CAMERA, PHOTOGRAPHIC SUPPLY STORES | 4 | 4 | 1 003 | 1 003 | 123 | 2 258 | 27 | 1 |
| 5997 | GIFT, NOVELTY, SOUVENIR SHOPS | 6 | 6 | 184 | 178 | 20 | 365 | 8 | 6 |
| 5998 | OPTICAL GOODS STORES | 18 | 16 | 588 | 558 | 83 | 1 614 | 22 | 16 |
| 5999 | TYPEWRITER STORES | - | - | - | - | - | - | - | - |
| | LUGGAGE, LEATHER GOODS STORES | - | - | - | - | - | - | - | - |
| | HOBBY, TOY, GAME SHOPS | 9 | 5 | 480 | (0) | (0) | (0) | (0) | (0) |
| | RELIGIOUS GOODS STORES | 2 | 2 | (0) | (0) | (0) | (0) | (0) | (0) |
| | PET SHOPS | 5 | 1 | 65 | (0) | (0) | (0) | (0) | (0) |
| | OTHER | 19 | 11 | 2 620 | 2 574 | 166 | 3 422 | 46 | 18 |
| NONSTORE RETAILERS* | | | | | | | | | |
| 53 PART* | TOTAL | 62 | 18 | 4 391 | 3 877 | 497 | 9 436 | 134 | 57 |
| 532 | MAIL-ORDER HOUSES | - | - | - | - | - | - | - | - |
| 534 | MERCHANDISE VENDING MACHINE OPERATORS | 9 | 7 | 2 975 | 2 733 | 218 | 3 828 | 56 | 7 |
| 535 | DIRECT SELLING (HOUSE-TO-HOUSE) ORGANIZATIONS | 53 | 11 | 1 416 | 1 144 | 279 | 5 608 | 78 | 50 |

Standard Notes: - Represents zero. (D) Withheld to avoid disclosure. (NA) Not available. (X) Not applicable.
 *Nonstore retailers, part of SIC major group 53, are shown separately in this table.

TABLE 4. Standard Metropolitan Statistical Areas: 1963-Continued

| SIC code | Standard metropolitan statistical area and kind of business | Establishments | | Sales | | Payroll, entire year (\$1,000) | Payroll, workweek ended nearest Nov. 15 (dollars) | Paid employees, workweek ended nearest Nov. 15 (number) | Active proprietors of unincorporated businesses (number) |
|-----------|--|--|-----------------------|-------------------------------------|---------------------------------------|--------------------------------|---|---|--|
| | | Total (number) | With payroll (number) | Total, all establishments (\$1,000) | Establishments with payroll (\$1,000) | | | | |
| | LAFAYETTE SMSA | Coextensive with Lafayette Parish, La. | | | | | | | |
| | RETAIL TRADE, TOTAL | 781 | 581 | 109 800 | 106 016 | 12 193 | 236 377 | 3 950 | 661 |
| | LUMBER, BUILDING MATERIALS, HARDWARE, FARM EQUIPMENT DEALERS | | | | | | | | |
| | TOTAL | 42 | 36 | 7 839 | 7 625 | 1 002 | 18 946 | 258 | 29 |
| 521 | LUMBER YARDS | 21 | 17 | 5 119 | 4 935 | 620 | 11 396 | 155 | 18 |
| | BUILDING MATERIALS DEALERS | 9 | 9 | 1 063 | 1 063 | 155 | 2 962 | 40 | 4 |
| 522 | HEATING, PLUMBING EQUIPMENT DEALERS | 2 | 2 | (D) | (D) | (0) | (D) | (D) | (D) |
| 523 | PAINT, GLASS, WALLPAPER STORES | 4 | 2 | (D) | (D) | (0) | (0) | (0) | (D) |
| 524 | ELECTRICAL SUPPLY STORES | - | - | - | - | - | - | - | - |
| 5251 | HARDWARE STORES | 3 | 3 | 718 | 718 | 103 | 1 818 | 29 | 2 |
| 5252 | FARM EQUIPMENT DEALERS | 3 | 3 | 540 | 540 | 48 | 1 420 | 22 | 1 |
| | GENERAL MERCHANDISE GROUP STORES* | | | | | | | | |
| | TOTAL | 25 | 21 | 14 558 | 14 530 | 2 011 | 40 449 | 698 | 13 |
| 53 PART* | DEPARTMENT STORES | 2 | 2 | (0) | (D) | (0) | (D) | (0) | (0) |
| 533 | LIMITED PRICE VARIETY STORES | 8 | 8 | 1 863 | 1 863 | 317 | 5 848 | 142 | 1 |
| 539 | GENERAL MERCHANDISE STORES | 13 | 11 | (0) | (D) | (0) | (0) | (0) | (0) |
| | DRY GOODS STORES | - | - | - | - | - | - | - | - |
| | SEWING, NEEDLEWORK STORES | 2 | - | 22 | - | - | - | - | 2 |
| | FOOD STORES | | | | | | | | |
| | TOTAL | 145 | 67 | 18 664 | 16 926 | 1 027 | 19 768 | 379 | 140 |
| 541 | GROCERY STORES, INCLUDING DELICATESSENS | 136 | 60 | 18 127 | 16 429 | 937 | 17 836 | 341 | 131 |
| 542 | MEAT MARKETS | 5 | 3 | 157 | 117 | 6 | 77 | 3 | 5 |
| | FISH (SEAFOOD) MARKETS | 1 | 1 | (0) | (D) | (0) | (D) | (D) | (D) |
| 543 | FRUIT STORES, VEGETABLE MARKETS | - | - | - | - | - | - | - | - |
| 544 | CANDY, NUT, CONFECTIONERY STORES | - | - | - | - | - | - | - | - |
| 545 | DAIRY PRODUCTS STORES | 3 | 3 | (0) | (D) | (0) | (0) | (D) | (D) |
| 546 | RETAIL BAKERIES | 3 | 3 | (D) | (D) | (D) | (D) | (0) | (D) |
| 5462 | RETAIL BAKERIES, MANUFACTURING | - | - | - | - | - | - | - | - |
| 5463 | RETAIL BAKERIES, NONMANUFACTURING | - | - | - | - | - | - | - | - |
| 549 | EGG AND POULTRY DEALERS | - | - | - | - | - | - | - | - |
| | OTHER | - | - | - | - | - | - | - | - |
| | AUTOMOTIVE DEALERS | | | | | | | | |
| | TOTAL | 31 | 23 | 23 900 | 23 818 | 2 387 | 49 236 | 547 | 21 |
| 55 EX-554 | PASSENGER CAR DEALERS, FRANCHISED | 11 | 11 | 20 692 | 20 692 | 2 159 | 44 522 | 474 | 4 |
| 551 | DOMESTIC CAR DEALERS | 7 | 7 | 18 226 | 18 226 | 1 865 | 38 830 | 406 | 1 |
| | IMPORTED CAR DEALERS | 1 | 1 | (D) | (D) | (D) | (0) | (0) | (D) |
| | DOMESTIC AND IMPORTED CAR DEALERS | 3 | 3 | (0) | (D) | (0) | (0) | (0) | (D) |
| 552 | PASSENGER CAR DEALERS, NONFRANCHISED | 6 | 2 | 2 275 | (0) | (0) | (0) | (0) | (0) |
| 553 | TIRE, BATTERY, ACCESSORY DEALERS | 7 | 5 | 408 | 400 | 61 | 1 407 | 24 | 5 |
| | HOME AND AUTO SUPPLY STORES | 3 | 3 | 260 | 260 | 23 | 491 | 11 | 3 |
| 559 | MISCELLANEOUS AIRCRAFT, MARINE, AUTOMOTIVE DEALERS | 4 | 2 | 265 | (D) | (0) | (0) | (0) | (0) |
| | AIRCRAFT, BOAT, MOTORCYCLE DEALERS | 3 | 1 | (0) | (D) | (D) | (D) | (0) | (0) |
| | HOUSEHOLD TRAILER DEALERS | 1 | 1 | (D) | (D) | (0) | (D) | (D) | (D) |
| | OTHER AUTOMOTIVE DEALERS | - | - | - | - | - | - | - | - |
| | GASOLINE SERVICE STATIONS | | | | | | | | |
| 55PT(554) | TOTAL | 109 | 99 | 8 664 | 8 356 | 745 | 14 386 | 303 | 102 |
| | APPAREL, ACCESSORY STORES | | | | | | | | |
| | TOTAL | 58 | 46 | 9 378 | 9 074 | 1 166 | 21 601 | 393 | 39 |
| 561,567 | MEN'S, BOYS' APPAREL STORES, CUSTOM TAILORS | 8 | 6 | 717 | 701 | 91 | 1 596 | 34 | 6 |
| 561 | MEN'S, BOYS' CLOTHING AND FURNISHINGS STORES | 7 | 5 | (0) | (D) | (0) | (0) | (0) | (D) |
| 567 | CUSTOM TAILORS | 1 | 1 | (D) | (D) | (0) | (D) | (D) | (D) |
| 562-3,568 | WOMEN'S CLOTHING, SPECIALTY STORES | 18 | 18 | 3 060 | 3 060 | 363 | 6 374 | 137 | 13 |
| 562 | WOMEN'S READY-TO-WEAR STORES | 15 | 15 | (0) | (0) | (0) | (0) | (0) | (0) |
| 563,568 | WOMEN'S ACCESSORY, SPECIALTY STORES, FURRIERS | 3 | 3 | (0) | (D) | (0) | (0) | (D) | (D) |
| 563 | MILLINERY STORES | 2 | 2 | (0) | (D) | (0) | (D) | (D) | (D) |
| | CORSET, LINGERIE STORES | - | - | - | - | - | - | - | - |
| | HOSIERY STORES | 1 | 1 | (D) | (D) | (0) | (D) | (D) | (0) |
| | APPAREL, ACCESSORY, OTHER SPECIALTY STORES | - | - | - | - | - | - | - | - |
| 568 | FURRIERS, FUR SHOPS | - | - | - | - | - | - | - | - |
| 565 | FAMILY CLOTHING STORES | 20 | 10 | 4 638 | 4 350 | 563 | 11 003 | 181 | 13 |
| 566 | SHOE STORES | 11 | 11 | (0) | (0) | (0) | (0) | (0) | (D) |
| | MEN'S SHOE STORES | - | - | 24 | 24 | 4 | 138 | 2 | - |
| | WOMEN'S SHOE STORES | 4 | 4 | (0) | (0) | (0) | (0) | (0) | (D) |
| | CHILDREN'S, JUVENILES' SHOE STORES | - | - | - | - | - | - | - | - |
| | FAMILY SHOE STORES | 7 | 7 | 506 | 506 | 79 | 1 364 | 24 | 3 |
| 564 | CHILDREN'S, INFANTS' WEAR STORES | 1 | 1 | (0) | (D) | (0) | (D) | (D) | (D) |
| 569 | MISCELLANEOUS APPAREL, ACCESSORY STORES | - | - | - | - | - | - | - | - |

Standard Notes: - Represents zero. (D) Withheld to avoid disclosure. (NA) Not available. (X) Not applicable.
 *Nonstore retailers, part of SIC major group 53, are shown separately in this table.

TABLE 4. Standard Metropolitan Statistical Areas: 1963-Continued

| SIC code | Standard metropolitan statistical area and kind of business | Establishments | | Sales | | Payroll, entire year (\$1,000) | Payroll, workweek ended nearest Nov. 15 (dollars) | Paid employees, workweek ended nearest Nov. 15 (number) | Active proprietors of unincorporated businesses (number) |
|--|---|----------------|-----------------------|-------------------------------------|---------------------------------------|--------------------------------|---|---|--|
| | | Total (number) | With payroll (number) | Total, all establishments (\$1,000) | Establishments with payroll (\$1,000) | | | | |
| LAFAYETTE SMSA-Continued | | | | | | | | | |
| FURNITURE, HOME FURNISHINGS, EQUIPMENT STORES | | | | | | | | | |
| | TOTAL | 36 | 32 | 5 331 | 5 295 | 800 | 15 407 | 188 | 16 |
| 57 | FURNITURE, HOME FURNISHINGS STORES | 22 | 18 | 3 239 | 3 203 | 465 | 9 421 | 108 | 10 |
| 5712 | FURNITURE STORES | 20 | 16 | 3 116 | 3 080 | 443 | 8 937 | 100 | 10 |
| 5713 | FLOOR COVERING STORES | 1 | 1 | (0) | (0) | (0) | (0) | (0) | (0) |
| 5714 | DRAPERY, CURTAIN, UPHOLSTERY STORES | 1 | 1 | (0) | (0) | (D) | (0) | (0) | (0) |
| 5715 | CHINA, GLASSWARE, METALWARE STORES | - | - | - | - | - | - | - | - |
| 5719 | MISCELLANEOUS HOME FURNISHINGS STORES | 7 | 7 | 1 319 | 1 319 | 205 | 3 696 | 45 | 3 |
| 572 | HOUSEHOLD APPLIANCE STORES | 4 | 4 | (0) | (0) | (0) | (0) | (0) | (0) |
| 5732 | RADIO, TELEVISION STORES | 3 | 3 | (0) | (0) | (0) | (0) | (0) | (0) |
| 5733 | MUSIC STORES | - | - | - | - | - | - | - | - |
| | RECORD SHOPS | 3 | 3 | (0) | (0) | (0) | (0) | (0) | (0) |
| | MUSICAL INSTRUMENT STORES | 3 | 3 | (0) | (0) | (0) | (0) | (0) | (0) |
| EATING, DRINKING PLACES | | | | | | | | | |
| | TOTAL | 177 | 143 | 7 676 | 7 208 | 1 740 | 28 496 | 752 | 161 |
| 58 | EATING PLACES | 119 | 105 | 6 215 | 6 065 | 1 568 | 24 633 | 660 | 104 |
| 5812 | RESTAURANTS, LUNCHROOMS | 83 | 77 | 4 054 | 4 016 | 967 | 15 880 | 418 | 74 |
| | CAFETERIAS | 1 | 1 | (0) | (0) | (0) | (0) | (0) | (0) |
| | REFRESHMENT PLACES | 30 | 22 | 1 270 | 1 158 | 357 | 4 178 | 132 | 26 |
| | CATERERS | 5 | 5 | (0) | (0) | (0) | (0) | (0) | (0) |
| 5813 | DRINKING PLACES (ALCOHOLIC BEVERAGES) | 58 | 38 | 1 461 | 1 143 | 172 | 3 863 | 92 | 57 |
| DRUG STORES, PROPRIETARY STORES | | | | | | | | | |
| 59PT(591) | TOTAL | 40 | 32 | 3 490 | 3 442 | 377 | 8 062 | 150 | 40 |
| 591 | DRUG STORES | 38 | 32 | 3 482 | 3 442 | 377 | 8 062 | 150 | 38 |
| (| PROPRIETARY STORES | 2 | - | 8 | - | - | - | - | 2 |
| OTHER RETAIL STORES | | | | | | | | | |
| 59 Ex. 591 | TOTAL | 95 | 71 | 8 806 | 8 354 | 802 | 17 522 | 244 | 82 |
| 592 | LIQUOR STORES | 20 | 10 | 687 | 357 | 29 | 629 | 16 | 19 |
| 593 | ANTIQUARIAN STORES, SECONHAND STORES | 7 | 5 | 265 | 225 | 36 | 740 | 12 | 8 |
| 5932 | ANTIQUARIAN STORES | 7 | 5 | 265 | 225 | 36 | 740 | 12 | 8 |
| 5933 | SECONHAND STORES | 4 | 4 | (0) | (0) | (0) | (0) | (0) | (0) |
| 594 | BOOK, STATIONERY STORES | 2 | 2 | (0) | (0) | (0) | (0) | (0) | (0) |
| 5942 | BOOK STORES | 2 | 2 | (0) | (0) | (0) | (0) | (0) | (0) |
| 5943 | STATIONERY STORES | 2 | 2 | (0) | (0) | (0) | (0) | (0) | (0) |
| 595 | SPORTING GOODS STORES, BICYCLE SHOPS | 6 | 6 | 1 263 | 1 263 | 102 | 2 103 | 21 | 7 |
| 5952 | SPORTING GOODS STORES | 5 | 5 | (0) | (0) | (0) | (0) | (0) | (0) |
| 5953 | BICYCLE SHOPS | 1 | 1 | (D) | (D) | (0) | (0) | (0) | (0) |
| 5962 | HAY, GRAIN, FEED STORES | 4 | 4 | 1 115 | 1 115 | 64 | 1 711 | 28 | 2 |
| 5969 | OTHER FARM SUPPLY STORES | 1 | 1 | (0) | (0) | (0) | (0) | (0) | (0) |
| | GARDEN SUPPLY STORES | 2 | 2 | (0) | (0) | (0) | (0) | (0) | (0) |
| 597 | JEWELRY STORES | 10 | 10 | 997 | 997 | 117 | 2 063 | 33 | 5 |
| 598 | FUEL, ICE DEALERS | 5 | 5 | 1 167 | 1 167 | 189 | 5 271 | 48 | - |
| 5982 | COAL AND WOOD DEALERS | 1 | 1 | (0) | (0) | (0) | (0) | (0) | (0) |
| | ICE DEALERS | - | - | - | - | - | - | - | - |
| 5983 | FUEL OIL DEALERS | - | - | - | - | - | - | - | - |
| 5984 | BOTTLE GAS DEALERS | 4 | 4 | (0) | (0) | (0) | (0) | (0) | (0) |
| 5992 | FLORISTS | 5 | 5 | 263 | 263 | 32 | 287 | 12 | 5 |
| 5993 | CIGAR STORES, STANOS | - | - | - | - | - | - | - | - |
| 5994 | NEWS DEALERS, NEWSSTANOS | 2 | - | 40 | - | - | - | - | 2 |
| 5996 | CAMERA, PHOTOGRAPHIC SUPPLY STORES | 3 | 3 | (0) | (0) | (0) | (0) | (0) | (0) |
| 5997 | GIFT, NOVELTY, SOUVENIR SHOPS | 2 | 2 | (0) | (0) | (0) | (0) | (0) | (0) |
| 5998 | OPTICAL GOODS STORES | 7 | 5 | 208 | 202 | 20 | 432 | 9 | 7 |
| 5999 | TYPEWRITER STORES | - | - | - | - | - | - | - | - |
| | LUGGAGE, LEATHER GOODS STORES | - | - | - | - | - | - | - | - |
| | HOBBY, TOY, GAME SHOPS | 2 | 2 | (0) | (0) | (0) | (0) | (0) | (0) |
| | RELIGIOUS GOODS STORES | 4 | 2 | 89 | (0) | (0) | (0) | (0) | (0) |
| | PET SHOPS | - | - | - | - | - | - | - | - |
| | OTHER | 11 | 5 | 1 582 | (0) | (0) | (0) | (0) | (0) |
| NONSTORE RETAILERS* | | | | | | | | | |
| 53 PART* | TOTAL | 23 | 11 | 1 494 | 1 388 | 136 | 2 504 | 38 | 18 |
| 532 | MAIL-ORDER HOUSES | - | - | - | - | - | - | - | - |
| 534 | MERCHANDISE VENDING MACHINE OPERATORS | 4 | 2 | 996 | (0) | (0) | (0) | (0) | (0) |
| 535 | DIRECT SELLING (HOUSE-TO-HOUSE) ORGANIZATIONS | 19 | 9 | 498 | (0) | (0) | (0) | (0) | (0) |

Standard Notes: - Represents zero. (D) Withheld to avoid disclosure. (NA) Not available. (X) Not applicable.
 *Nonstore retailers, part of SIC major group 53, are shown separately in this table.

TABLE 4. Standard Metropolitan Statistical Areas: 1963-Continued

| SIC code | Standard metropolitan statistical area and kind of business | Establishments | | Sales | | Payroll, entire year (\$1,000) | Payroll, workweek ended nearest Nov. 15 (dollars) | Paid employees, workweek ended nearest Nov. 15 (number) | Active proprietors of unincorporated businesses (number) |
|--------------------------|--|--|--------------------------|--|--|-----------------------------------|--|--|---|
| | | Total (number) | With payroll (number) | Total, all establishments (\$1,000) | Establishments with payroll (\$1,000) | | | | |
| LAKE CHARLES SMSA | | Coextensive with Calcasieu Parish, La. | | | | | | | |
| | RETAIL TRADE, TOTAL | 1 110 | 838 | 145 873 | 138 981 | 15 146 | 293 633 | 4 791 | 940 |
| | LUMBER, BUILDING MATERIALS, HARDWARE, FARM EQUIPMENT DEALERS | | | | | | | | |
| | TOTAL | 79 | 63 | 11 264 | 10 612 | 1 651 | 34 384 | 401 | 54 |
| 521 | LUMBER YARDS | 31 | 27 | 6 327 | 5 803 | 956 | 20 747 | 228 | 20 |
| | BUILDING MATERIALS DEALERS | 11 | 11 | 1 041 | 1 041 | 176 | 3 254 | 44 | 7 |
| 522 | HEATING, PLUMBING EQUIPMENT DEALERS | 3 | 3 | 240 | 222 | 27 | 470 | 5 | 2 |
| 523 | PAINT, GLASS, WALLPAPER STORES | 9 | 9 | 996 | 994 | 189 | 3 120 | 38 | 6 |
| 524 | ELECTRICAL SUPPLY STORES | - | - | - | - | - | - | - | - |
| 5251 | HARDWARE STORES | 15 | 7 | 518 | 452 | 60 | 1 190 | 20 | 14 |
| 5252 | FARM EQUIPMENT DEALERS | 10 | 6 | 2 142 | 2 100 | 243 | 5 603 | 66 | 5 |
| | GENERAL MERCHANDISE GROUP STORES* | | | | | | | | |
| | TOTAL | 41 | 39 | 18 381 | 18 339 | 2 673 | 52 878 | 916 | 19 |
| 53 PART* | DEPARTMENT STORES | 4 | 4 | 11 164 | 11 164 | 1 802 | 35 757 | 583 | - |
| 533 | LIMITED PRICE VARIETY STORES | 14 | 14 | 2 697 | 2 697 | 452 | 8 023 | 187 | 4 |
| 539 | GENERAL MERCHANDISE STORES | 19 | 17 | 4 302 | 4 260 | 398 | 8 530 | 136 | 13 |
| | DRY GOODS STORES | 2 | 2 | (0) | (0) | (0) | (0) | (0) | (0) |
| | SEWING, NEEDLEWORK STORES | 2 | 2 | (0) | (0) | (0) | (0) | (0) | (0) |
| | FOOD STORES | | | | | | | | |
| | TOTAL | 225 | 125 | 36 821 | 34 071 | 2 380 | 44 913 | 763 | 193 |
| 541 | GROCERY STORES, INCLUDING DELICATESSENS | 189 | 103 | 30 723 | 28 125 | 1 851 | 36 455 | 611 | 167 |
| 542 | MEAT MARKETS | 7 | 3 | 662 | 548 | 43 | 644 | 9 | 6 |
| | FISH (SEAFOOD) MARKETS | 3 | 1 | 70 | (0) | (0) | (0) | (0) | (0) |
| 543 | FRUIT STORES, VEGETABLE MARKETS | 9 | 9 | (0) | (0) | (0) | (0) | (0) | (0) |
| 544 | CANDY, NUT, CONFECTIONERY STORES | 6 | 2 | 59 | (0) | (0) | (0) | (0) | (0) |
| 545 | DAIRY PRODUCTS STORES | 2 | - | 8 | - | - | - | - | 2 |
| 546 | RETAIL BAKERIES | 8 | 6 | 163 | 157 | 28 | 580 | 13 | 8 |
| 5462 | RETAIL BAKERIES, MANUFACTURING | 6 | 6 | 157 | 157 | 28 | 580 | 13 | 6 |
| 5463 | RETAIL BAKERIES, NONMANUFACTURING | 2 | - | 6 | - | - | - | - | 2 |
| 549 | EGG AND POULTRY DEALERS | 1 | 1 | (0) | (0) | (0) | (0) | (0) | (0) |
| | OTHER | - | - | - | - | - | - | - | - |
| | AUTOMOTIVE DEALERS | | | | | | | | |
| | TOTAL | 59 | 53 | 30 231 | 30 173 | 2 480 | 47 193 | 570 | 48 |
| 55 EX.554 | PASSENGER CAR DEALERS, FRANCHISED | 13 | 13 | 24 975 | 24 975 | 1 899 | 35 551 | 415 | 5 |
| 551 | DOMESTIC CAR DEALERS | 10 | 10 | 21 666 | 21 666 | 1 623 | 29 599 | 352 | 3 |
| | IMPORTED CAR DEALERS | 1 | 1 | (0) | (0) | (0) | (0) | (0) | (0) |
| | DOMESTIC AND IMPORTED CAR DEALERS | 2 | 2 | (0) | (0) | (0) | (0) | (0) | (0) |
| 552 | PASSENGER CAR DEALERS, NONFRANCHISED | 15 | 9 | 944 | 892 | 66 | 1 938 | 23 | 17 |
| 553 | TIRE, BATTERY, ACCESSORY DEALERS | 18 | 18 | 2 561 | 2 561 | 368 | 7 132 | 98 | 13 |
| | HOME AND AUTO SUPPLY STORES | 8 | 8 | 465 | 465 | 42 | 802 | 14 | 9 |
| 559 | MISCELLANEOUS AIRCRAFT, MARINE, AUTOMOTIVE DEALERS | 5 | 5 | 1 286 | 1 280 | 105 | 1 770 | 20 | 4 |
| | AIRCRAFT, BOAT, MOTORCYCLE DEALERS | 1 | 1 | (0) | (0) | (0) | (0) | (0) | (0) |
| | HOUSEHOLD TRAILER DEALERS | 4 | 4 | (0) | (0) | (0) | (0) | (0) | (0) |
| | OTHER AUTOMOTIVE DEALERS | - | - | 6 | - | - | - | - | - |
| | GASOLINE SERVICE STATIONS | | | | | | | | |
| 55PT(554) | TOTAL | 170 | 152 | 12 816 | 12 294 | 1 113 | 21 848 | 438 | 160 |
| | APPAREL, ACCESSORY STORES | | | | | | | | |
| | TOTAL | 72 | 62 | 7 671 | 7 051 | 899 | 16 844 | 321 | 48 |
| 561,567 | MEN'S, BOYS' APPAREL STORES, CUSTOM TAILORS | 11 | 9 | 1 319 | 1 089 | 171 | 3 130 | 38 | 6 |
| 561 | MEN'S, BOYS' CLOTHING AND FURNISHINGS STORES | 11 | 9 | 1 319 | 1 089 | 171 | 3 130 | 38 | 6 |
| 567 | CUSTOM TAILORS | - | - | - | - | - | - | - | - |
| 562-3,568 | WOMEN'S CLOTHING, SPECIALTY STORES | 27 | 23 | 3 065 | 2 965 | 345 | 6 370 | 144 | 21 |
| 562 | WOMEN'S READY-TO-WEAR STORES | 25 | 21 | (0) | (0) | (0) | (0) | (0) | (0) |
| 563,568 | WOMEN'S ACCESSORY, SPECIALTY STORES, FURRIERS | 2 | 2 | (0) | (0) | (0) | (0) | (0) | (0) |
| 563 | MILLINERY STORES | 1 | 1 | (0) | (0) | (0) | (0) | (0) | (0) |
| | CORSET, LINGERIE STORES | - | - | - | - | - | - | - | - |
| | HAT STORES | 1 | 1 | (0) | (0) | (0) | (0) | (0) | (0) |
| | APPAREL, ACCESSORY, OTHER SPECIALTY STORES | - | - | - | - | - | - | - | - |
| 568 | FURRIERS, FUR SHOPS | - | - | - | - | - | - | - | - |
| 565 | FAMILY CLOTHING STORES | 20 | 16 | 1 811 | 1 525 | 185 | 3 411 | 74 | 15 |
| 566 | SHOE STORES | 12 | 12 | (0) | (0) | (0) | (0) | (0) | (0) |
| | MEN'S SHOE STORES | 2 | 2 | (0) | (0) | (0) | (0) | (0) | (0) |
| | WOMEN'S SHOE STORES | 5 | 5 | 699 | 699 | 111 | 2 028 | 27 | 2 |
| | CHILDREN'S, JUVENILES' SHOE STORES | - | - | - | - | - | - | - | - |
| | FAMILY SHOE STORES | 5 | 5 | 463 | 459 | 55 | 1 284 | 24 | - |
| 564 | CHILDREN'S, INFANTS' WEAR STORES | 2 | 2 | (0) | (0) | (0) | (0) | (0) | (0) |
| 569 | MISCELLANEOUS APPAREL, ACCESSORY STORES | - | - | - | - | - | - | - | - |

Standard Notes: - Represents zero. (D) Withheld to avoid disclosure. (NA) Not available. (X) Not applicable.
 *Nonstore retailers, part of SIC major group 53, are shown separately in this table.

TABLE 4. Standard Metropolitan Statistical Areas: 1963—Continued

| SIC code | Standard metropolitan statistical area and kind of business | Establishments | | Sales | | Payroll, entire year (\$1,000) | Payroll, workweek ended nearest Nov. 15 (dollars) | Paid employees, workweek ended nearest Nov. 15 (number) | Active proprietors of unincorporated businesses (number) |
|---|---|----------------|-----------------------|-------------------------------------|---------------------------------------|--------------------------------|---|---|--|
| | | Total (number) | With payroll (number) | Total, all establishments (\$1,000) | Establishments with payroll (\$1,000) | | | | |
| LAKE CHARLES SMSA—Continued | | | | | | | | | |
| FURNITURE, HOME FURNISHINGS, EQUIPMENT STORES | | | | | | | | | |
| 57 | TOTAL | 58 | 50 | 5 372 | 5 310 | 872 | 18 674 | 203 | 40 |
| 571 | FURNITURE, HOME FURNISHINGS STORES | 23 | 19 | 2 617 | 2 587 | 439 | 10 276 | 98 | 17 |
| 5712 | FURNITURE STORES | 16 | 14 | 2 387 | 2 363 | 397 | 9 598 | 90 | 11 |
| 5713 | FLOOR COVERING STORES | 3 | 3 | (0) | (0) | (0) | (0) | (0) | (0) |
| 5714 | DRAPERY, CURTAIN, UPHOLSTERY STORES | 2 | 2 | (0) | (0) | (0) | (0) | (0) | (0) |
| 5715 | CHINA, GLASSWARE, METALWARE STORES | 2 | - | 6 | - | - | - | - | 2 |
| 5719 | MISCELLANEOUS HOME FURNISHINGS STORES | - | - | - | - | - | - | - | - |
| 572 | HOUSEHOLD APPLIANCE STORES | 21 | 19 | 1 642 | 1 642 | 246 | 4 858 | 58 | 13 |
| 5732 | RAADIO, TELEVISION STORES | 8 | 8 | 844 | 844 | 147 | 2 889 | 39 | 5 |
| 5733 | MUSIC STORES | 6 | 4 | 263 | 237 | 40 | 651 | 8 | 5 |
| | RECORD SHOPS | 1 | 1 | (0) | (0) | (0) | (0) | (0) | (0) |
| | MUSICAL INSTRUMENT STORES | 5 | 3 | (0) | (0) | (0) | (0) | (0) | (0) |
| EATING, DRINKING PLACES | | | | | | | | | |
| 58 | TOTAL | 198 | 158 | 6 709 | 6 321 | 1 224 | 22 795 | 680 | 204 |
| 5812 | EATING PLACES | 129 | 113 | 4 880 | 4 742 | 1 037 | 19 095 | 558 | 136 |
| | RESTAURANTS, LUNCHROOMS | 90 | 78 | 3 528 | 3 404 | 774 | 13 881 | 397 | 95 |
| | CAFETERIAS | 2 | 2 | (0) | (0) | (0) | (0) | (0) | (0) |
| | REFRESHMENT PLACES | 31 | 29 | 886 | 876 | 153 | 3 274 | 109 | 33 |
| 5813 | CATERERS | 6 | 4 | (0) | (0) | (0) | (0) | (0) | (0) |
| | DRINKING PLACES (ALCOHOLIC BEVERAGES) | 69 | 45 | 1 829 | 1 579 | 187 | 3 700 | 122 | 68 |
| DRUG STORES, PROPRIETARY STORES | | | | | | | | | |
| S9PT (S91) | TOTAL | 41 | 39 | 5 721 | 5 623 | 754 | 13 509 | 207 | 25 |
| S91 | DRUG STORES | 39 | 37 | (0) | (0) | (0) | (0) | (0) | (0) |
| | PROPRIETARY STORES | 2 | 2 | (0) | (0) | (0) | (0) | (0) | (0) |
| OTHER RETAIL STORES | | | | | | | | | |
| S9 EX-S91 | TOTAL | 137 | 87 | 9 483 | 7 903 | 986 | 18 517 | 262 | 121 |
| S92 | LIQUOR STORES | 47 | 15 | 2 061 | 733 | 50 | 890 | 18 | 47 |
| S93 | ANTIQUARIAN STORES, SECONHAND STORES | 12 | 10 | 393 | 387 | 82 | 2 198 | 28 | 8 |
| S932 | ANTIQUARIAN STORES | - | - | - | - | - | - | - | - |
| S933 | SECONHAND STORES | 12 | 10 | 393 | 387 | 82 | 2 198 | 28 | 8 |
| S94 | BOOK, STATIONERY STORES | 3 | 3 | (0) | (0) | (0) | (0) | (0) | (0) |
| S942 | BOOK STORES | 2 | 2 | (0) | (0) | (0) | (0) | (0) | (0) |
| S943 | STATIONERY STORES | 1 | 1 | (0) | (0) | (0) | (0) | (0) | (0) |
| S95 | SPORTING GOODS STORES, BICYCLE SHOPS | 8 | 6 | 534 | 490 | 51 | 876 | 13 | 7 |
| S952 | SPORTING GOODS STORES | 8 | 6 | 534 | 490 | 51 | 876 | 13 | 7 |
| S953 | BICYCLE SHOPS | - | - | - | - | - | - | - | - |
| S962 | HAY, GRAIN, FEED STORES | 6 | 6 | (0) | (0) | (0) | (0) | (0) | (0) |
| S969 | OTHER FARM SUPPLY STORES | - | - | - | - | - | - | - | - |
| S97 | GARDEN SUPPLY STORES | 4 | 4 | 233 | 233 | 35 | 453 | 8 | 4 |
| S97 | JEWELRY STORES | 10 | 10 | 1 126 | 1 126 | 179 | 2 571 | 44 | 6 |
| S98 | FUEL, ICE DEALERS | 8 | 4 | 640 | 610 | 122 | 3 663 | 25 | 5 |
| S982 | COAL AND WOOD DEALERS | - | - | - | - | - | - | - | - |
| S983 | ICE DEALERS | 5 | 1 | (0) | (0) | (0) | (0) | (0) | (0) |
| S983 | FUEL OIL DEALERS | - | - | - | - | - | - | - | - |
| S984 | BOTTLE GAS DEALERS | 3 | 3 | (0) | (0) | (0) | (0) | (0) | (0) |
| S992 | FLORISTS | 7 | 7 | 515 | 515 | 103 | 1 996 | 29 | 7 |
| S993 | CIGAR STORES, STANOS | - | - | - | - | - | - | - | - |
| S994 | NEWS DEALERS, NEWSSTANDS | 4 | 4 | 162 | 162 | 25 | 445 | 13 | 4 |
| S996 | CAMERA, PHOTOGRAPHIC SUPPLY STORES | 4 | 2 | 163 | (0) | (0) | (0) | (0) | (0) |
| S997 | GIFT, NOVELTY, SOUVENIR SHOPS | 5 | 3 | 263 | (0) | (0) | (0) | (0) | (0) |
| S998 | OPTICAL GOODS STORES | 7 | 7 | 275 | 275 | 47 | 805 | 11 | 8 |
| S999 | TYPEWRITER STORES | - | - | - | - | - | - | - | - |
| | LUGGAGE, LEATHER GOODS STORES | - | - | - | - | - | - | - | - |
| | HOBBY, TOY, GAME SHOPS | 1 | 1 | (0) | (0) | (0) | (0) | (0) | (0) |
| | RELIGIOUS GOODS STORES | - | - | - | - | - | - | - | - |
| | PET SHOPS | - | - | - | - | - | - | - | - |
| | OTHER | 11 | 5 | 1 736 | (0) | (0) | (0) | (0) | (0) |
| NONSTORE RETAILERS* | | | | | | | | | |
| S3 PART* | TOTAL | 30 | 10 | 1 404 | 1 284 | 114 | 2 078 | 30 | 28 |
| 532 | MAIL-ORDER HOUSES | 1 | 1 | (0) | (0) | (0) | (0) | (0) | (0) |
| 534 | MERCHANT VENDING MACHINE OPERATORS | 2 | 2 | (0) | (0) | (0) | (0) | (0) | (0) |
| 535 | DIRECT SELLING (HOUSE-TO-HOUSE) ORGANIZATIONS | 27 | 7 | 427 | 307 | 55 | 941 | 12 | 26 |

Standard Notes: — Represents zero. (D) Withheld to avoid disclosure. (NA) Not available. (X) Not applicable.
 *Nonstore retailers, part of SIC major group 53, are shown separately in this table.

TABLE 4. Standard Metropolitan Statistical Areas: 1963-Continued

| SIC code | Standard metropolitan statistical area and kind of business | Establishments | | Sales | | Payroll, entire year (\$1,000) | Payroll, workweek ended nearest Nov. 15 (dollars) | Paid employees, workweek ended nearest Nov. 15 (number) | Active proprietors of unincorporated businesses (number) |
|--------------------|---|---------------------------------------|--------------------------|--|--|-----------------------------------|--|--|---|
| | | Total (number) | With payroll (number) | Total, all establishments (\$1,000) | Establishments with payroll (\$1,000) | | | | |
| MONROE SMSA | | Coextensive with Ouachita Parish, La. | | | | | | | |
| | RETAIL TRADE, TOTAL | 901 | 691 | 138 025 | 134 347 | 14 974 | 299 233 | 4 686 | 778 |
| | LUMBER, BUILDING MATERIALS, HARDWARE, FARM EQUIPMENT DEALERS | | | | | | | | |
| | TOTAL | 27 | 25 | 9 072 | 8 984 | 1 190 | 23 161 | 251 | 11 |
| 521 | LUMBER YARDS | 10 | 10 | 4 699 | 4 699 | 611 | 11 711 | 135 | 1 |
| | BUILDING MATERIALS DEALERS | - | - | - | - | - | - | - | - |
| 522 | HEATING, PLUMBING EQUIPMENT DEALERS | 2 | 2 | (0) | (0) | (0) | (0) | (0) | (0) |
| 523 | PAINT, GLASS, WALLPAPER STORES | 4 | 4 | 761 | 761 | 174 | 3 532 | 34 | 1 |
| 524 | ELECTRICAL SUPPLY STORES | 1 | 1 | (0) | (0) | (0) | (0) | (0) | (0) |
| 5251 | HARDWARE STORES | 4 | 4 | 181 | 151 | 26 | 459 | 9 | 1 |
| 5252 | FARM EQUIPMENT DEALERS | 6 | 4 | 2 714 | 2 656 | 308 | 5 992 | 57 | 6 |
| | GENERAL MERCHANDISE GROUP STORES* | | | | | | | | |
| | TOTAL | 34 | 32 | 23 202 | 23 182 | 2 985 | 58 948 | 952 | 10 |
| 531 | DEPARTMENT STORES | 4 | 4 | 12 419 | 12 419 | 1 987 | 38 814 | 556 | - |
| 533 | LIMITED PRICE VARIETY STORES | 16 | 14 | 2 888 | 2 868 | 402 | 8 867 | 182 | 3 |
| 539 | GENERAL MERCHANDISE STORES | 8 | 8 | 7 454 | 7 454 | 553 | 10 357 | 188 | - |
| | DRY GOODS STORES | 5 | 5 | (0) | (0) | (0) | (0) | (0) | (0) |
| | SEWING, NEEDLEWORK STORES | 1 | 1 | (0) | (0) | (0) | (0) | (0) | (0) |
| | FOOD STORES | | | | | | | | |
| | TOTAL | 178 | 102 | 27 380 | 25 916 | 1 843 | 35 822 | 605 | 165 |
| 541 | GROCERY STORES, INCLUDING DELICATESSENS | 153 | 81 | 24 929 | 23 479 | 1 467 | 28 927 | 499 | 146 |
| 542 | MEAT MARKETS | 2 | 2 | (0) | (0) | (0) | (0) | (0) | (0) |
| | FISH (SEAFOOD) MARKETS | 3 | 3 | (0) | (0) | (0) | (0) | (0) | (0) |
| 543 | FRUIT STORES, VEGETABLE MARKETS | 2 | - | 6 | - | - | - | - | 2 |
| 544 | CANDY, NUT, CONFECTIONERY STORES | 3 | 3 | (0) | (0) | (0) | (0) | (0) | (0) |
| 545 | DAIRY PRODUCTS STORES | 6 | 4 | 1 888 | (0) | (0) | (0) | (0) | (0) |
| 546 | RETAIL BAKERIES | 8 | 8 | (0) | (0) | (0) | (0) | (0) | (0) |
| 5462 | RETAIL BAKERIES, MANUFACTURING | 6 | 6 | 186 | 186 | 45 | 893 | 24 | 7 |
| 5463 | RETAIL BAKERIES, NONMANUFACTURING | 2 | 2 | (0) | (0) | (0) | (0) | (0) | (0) |
| 549 | EGG AND POULTRY DEALERS | - | - | - | - | - | - | - | - |
| | OTHER | 1 | 1 | (0) | (0) | (0) | (0) | (0) | (0) |
| | AUTOMOTIVE DEALERS | | | | | | | | |
| | TOTAL | 49 | 43 | 28 976 | 28 842 | 2 633 | 53 117 | 540 | 33 |
| 551 | PASSENGER CAR DEALERS, FRANCHISED | 13 | 13 | 23 210 | 23 210 | 2 052 | 41 241 | 392 | 3 |
| | DOMESTIC CAR DEALERS | 11 | 11 | 21 938 | 21 938 | 1 850 | 37 435 | 362 | 2 |
| | IMPORTED CAR DEALERS | 1 | 1 | (0) | (0) | (0) | (0) | (0) | (0) |
| | DOMESTIC AND IMPORTED CAR DEALERS | 1 | 1 | (0) | (0) | (0) | (0) | (0) | (0) |
| 552 | PASSENGER CAR DEALERS, NONFRANCHISED | 17 | 13 | 1 380 | 1 262 | 73 | 2 030 | 28 | 18 |
| 553 | TIRE, BATTERY, ACCESSORY DEALERS | 12 | 12 | 2 043 | 2 035 | 276 | 5 522 | 75 | 8 |
| | HOME AND AUTO SUPPLY STORES | 3 | 3 | (0) | (0) | (0) | (0) | (0) | (0) |
| 559 | MISCELLANEOUS AIRCRAFT, MARINE, AUTOMOTIVE DEALERS | 4 | 2 | (0) | (0) | (0) | (0) | (0) | (0) |
| | AIRCRAFT, BOAT, MOTORCYCLE DEALERS | 1 | 1 | (0) | (0) | (0) | (0) | (0) | (0) |
| | HOUSEHOLD TRAILER DEALERS | 3 | 1 | (0) | (0) | (0) | (0) | (0) | (0) |
| | OTHER AUTOMOTIVE DEALERS | - | - | - | - | - | - | - | - |
| | GASOLINE SERVICE STATIONS | | | | | | | | |
| 55PT(554) | TOTAL | 121 | 109 | 9 311 | 8 937 | 860 | 17 850 | 349 | 120 |
| | APPAREL, ACCESSORY STORES | | | | | | | | |
| | TOTAL | 84 | 76 | 10 188 | 10 076 | 1 360 | 30 773 | 551 | 53 |
| 561,567 | MEN'S, BOYS' APPAREL STORES, CUSTOM TAILORS | 14 | 14 | 1 888 | 1 888 | 253 | 4 082 | 73 | 12 |
| 561 | MEN'S, BOYS' CLOTHING AND FURNISHINGS STORES | 14 | 14 | 1 888 | 1 888 | 253 | 4 082 | 73 | 12 |
| 567 | CUSTOM TAILORS | - | - | - | - | - | - | - | - |
| 562-3,568 | WOMEN'S CLOTHING, SPECIALTY STORES | 32 | 28 | 4 683 | 4 597 | 653 | 17 153 | 288 | 18 |
| 562 | WOMEN'S READY-TO-WEAR STORES | 27 | 25 | 4 415 | 4 365 | 600 | 15 976 | 265 | 16 |
| 563,568 | WOMEN'S ACCESSORY, SPECIALTY STORES, FURRIERS | 5 | 3 | 268 | 232 | 53 | 1 177 | 23 | 2 |
| 563 | MILLINERY STORES | 2 | 2 | (0) | (0) | (0) | (0) | (0) | (0) |
| | CORSET, LINGERIE STORES | - | - | - | - | - | - | - | - |
| | HOSIERY STORES | - | - | - | - | - | - | - | - |
| | APPAREL, ACCESSORY, OTHER SPECIALTY STORES | 1 | 1 | (0) | (0) | (0) | (0) | (0) | (0) |
| 568 | FURRIERS, FUR SHOPS | 2 | - | 36 | - | - | - | - | 2 |
| 565 | FAMILY CLOTHING STORES | 14 | 12 | 1 368 | 1 350 | 159 | 3 762 | 79 | 11 |
| 566 | SHOE STORES | 13 | 11 | 1 273 | 1 265 | 187 | 3 611 | 66 | 7 |
| | MEN'S SHOE STORES | - | - | 1 | 1 | 1 | - | - | - |
| | WOMEN'S SHOE STORES | 5 | 5 | 698 | 698 | 103 | 2 104 | 38 | 3 |
| | CHILDREN'S, JUVENILES' SHOE STORES | 2 | - | 8 | - | - | - | - | 2 |
| | FAMILY SHOE STORES | 6 | 6 | 566 | 566 | 83 | 1 507 | 28 | 2 |
| 564 | CHILDREN'S, INFANTS' WEAR STORES | 11 | 11 | 976 | 976 | 108 | 2 165 | 45 | 5 |
| 569 | MISCELLANEOUS APPAREL, ACCESSORY STORES | - | - | - | - | - | - | - | - |

Standard Notes: - Represents zero. (D) Withheld to avoid disclosure. (NA) Not available. (X) Not applicable.
 *Nonstore retailers, part of SIC major group 53, are shown separately in this table.

TABLE 4. Standard Metropolitan Statistical Areas: 1963—Continued

| SIC code | Standard metropolitan statistical area and kind of business | Establishments | | Sales | | Payroll, entire year (\$1,000) | Payroll, workweek ended nearest Nov. 15 (dollars) | Paid employees, workweek ended nearest Nov. 15 (number) | Active proprietors of unincorporated businesses (number) |
|--|---|----------------|-----------------------|-------------------------------------|---------------------------------------|--------------------------------|---|---|--|
| | | Total (number) | With payroll (number) | Total, all establishments (\$1,000) | Establishments with payroll (\$1,000) | | | | |
| MONROE SMSA—Continued | | | | | | | | | |
| FURNITURE, HOME FURNISHINGS, EQUIPMENT STORES | | | | | | | | | |
| | TOTAL | 61 | 57 | 9 320 | 9 178 | 1 159 | 20 952 | 317 | 43 |
| 57 | FURNITURE, HOME FURNISHINGS STORES | 37 | 33 | 5 062 | 5 038 | 638 | 12 012 | 201 | 30 |
| 5712 | FURNITURE STORES | 29 | 29 | 4 955 | 4 955 | 620 | 11 715 | 195 | 21 |
| 5713 | FLOOR COVERING STORES | 1 | 1 | (D) | (D) | (D) | (D) | (D) | (D) |
| 5714 | DRAPERY, CURTAIN, UPHOLSTERY STORES | 4 | 2 | (D) | (D) | (D) | (D) | (D) | (D) |
| 5715 | CHINA, GLASSWARE, METALWARE STORES | - | - | - | - | - | - | - | - |
| 5719 | MISCELLANEOUS HOME FURNISHINGS STORES | 3 | 1 | 61 | (D) | (D) | (D) | (D) | (D) |
| 572 | HOUSEHOLD APPLIANCE STORES | 14 | 14 | 3 062 | 2 944 | 306 | 5 389 | 76 | 8 |
| 5732 | RADIO, TELEVISION STORES | 4 | 4 | 228 | 228 | 46 | 986 | 16 | 2 |
| 5733 | MUSIC STORES | 6 | 6 | 968 | 968 | 169 | 2 565 | 24 | 3 |
| | RECORD SHOPS | 1 | 1 | (D) | (D) | (D) | (D) | (D) | (D) |
| | MUSICAL INSTRUMENT STORES | 5 | 5 | (D) | (D) | (D) | (D) | (D) | (D) |
| EATING, DRINKING PLACES | | | | | | | | | |
| | TOTAL | 132 | 114 | 5 724 | 5 464 | 1 066 | 22 563 | 576 | 132 |
| 58 | EATING PLACES | 96 | 92 | 4 427 | 4 377 | 945 | 20 521 | 517 | 93 |
| 5812 | RESTAURANTS, LUNCHROOMS | 67 | 63 | 2 928 | 2 902 | 658 | 12 488 | 351 | 67 |
| | CAFETERIAS | 5 | 5 | 316 | 316 | 71 | 1 428 | 34 | 5 |
| | REFRESHMENT PLACES | 21 | 21 | 1 049 | 1 025 | 192 | 6 170 | 121 | 18 |
| | CATERERS | 3 | 3 | 134 | 134 | 24 | 435 | 11 | 3 |
| 5813 | DRINKING PLACES (ALCOHOLIC BEVERAGES) | 36 | 22 | 1 297 | 1 087 | 121 | 2 042 | 59 | 39 |
| DRUG STORES, PROPRIETARY STORES | | | | | | | | | |
| 59PT(591) | TOTAL | 43 | 41 | 4 722 | 4 690 | 602 | 13 199 | 203 | 38 |
| 591 | DRUG STORES | 43 | 41 | 4 722 | 4 690 | 602 | 13 199 | 203 | 38 |
| | PROPRIETARY STORES | - | - | - | - | - | - | - | - |
| OTHER RETAIL STORES | | | | | | | | | |
| 59 EX.591 | TOTAL | 132 | 86 | 7 769 | 7 143 | 977 | 17 469 | 283 | 132 |
| 592 | LIQUOR STORES | 31 | 21 | 1 709 | 1 481 | 93 | 2 238 | 39 | 34 |
| 593 | ANTIQUA STORES, SECONOHANO STORES | 14 | 8 | 363 | 331 | 49 | 1 091 | 21 | 14 |
| 5932 | ANTIQUA STORES | - | - | - | - | - | - | - | - |
| 5933 | SECONOHANO STORES | 14 | 8 | 363 | 331 | 49 | 1 091 | 21 | 14 |
| 594 | BOOK, STATIONERY STORES | 5 | 3 | (D) | (D) | (D) | (D) | (D) | (D) |
| 5942 | BOOK STORES | 3 | 1 | (D) | (D) | (D) | (D) | (D) | (D) |
| 5943 | STATIONERY STORES | 2 | 2 | (D) | (D) | (D) | (D) | (D) | (D) |
| 595 | SPORTING GOODS STORES, BICYCLE SHOPS | 10 | 6 | 557 | 437 | 46 | 805 | 16 | 12 |
| 5952 | SPORTING GOODS STORES | 9 | 5 | (D) | (D) | (D) | (D) | (D) | (D) |
| 5953 | BICYCLE SHOPS | 1 | 1 | (D) | (D) | (D) | (D) | (D) | (D) |
| 5962 | HAY, GRAIN, FEED STORES | 2 | 2 | (D) | (D) | (D) | (D) | (D) | (D) |
| 5969 | OTHER FARM SUPPLY STORES | 5 | 3 | 767 | (D) | (D) | (D) | (D) | (D) |
| | GARDEN SUPPLY STORES | 1 | 1 | (D) | (D) | (D) | (D) | (D) | (D) |
| 597 | JEWELRY STORES | 9 | 7 | 1 403 | 1 391 | 218 | 3 649 | 55 | 6 |
| 598 | FUEL, ICE DEALERS | 7 | 5 | 559 | 551 | 112 | 1 487 | 20 | 5 |
| 5982 | COAL AND WOOD DEALERS | - | - | - | - | - | - | - | - |
| | ICE DEALERS | 3 | 1 | (D) | (D) | (D) | (D) | (D) | (D) |
| 5983 | FUEL OIL DEALERS | - | - | - | - | - | - | - | - |
| 5984 | BOTTLE GAS DEALERS | 4 | 4 | (D) | (D) | (D) | (D) | (D) | (D) |
| 5992 | FLORISTS | 8 | 8 | 460 | 460 | 71 | 1 266 | 27 | 7 |
| 5993 | CIGAR STORES, STANOS | 6 | 4 | 101 | 93 | 8 | 172 | 5 | 6 |
| 5994 | NEWS DEALERS, NEWSSTANOS | 1 | 1 | (D) | (D) | (D) | (D) | (D) | (D) |
| 5996 | CAMERA, PHOTOGRAPHIC SUPPLY STORES | 2 | 2 | (D) | (D) | (D) | (D) | (D) | (D) |
| 5997 | GIFT, NOVELTY, SOUVENIR SHOPS | 5 | 1 | 66 | (D) | (D) | (D) | (D) | (D) |
| 5998 | OPTICAL GOODS STORES | 3 | 3 | 107 | 107 | 18 | 281 | 7 | 3 |
| 5999 | TYPEWRITER STORES | 1 | 1 | (D) | (D) | (D) | (D) | (D) | (D) |
| | LUGGAGE, LEATHER GOODS STORES | 1 | 1 | (D) | (D) | (D) | (D) | (D) | (D) |
| | HOBBY, TOY, GAME SHOPS | 2 | 2 | (D) | (D) | (D) | (D) | (D) | (D) |
| | RELIGIOUS GOODS STORES | 1 | 1 | (D) | (D) | (D) | (D) | (D) | (D) |
| | PET SHOPS | - | - | - | - | - | - | - | - |
| | OTHER | 18 | 6 | 379 | 207 | 43 | 798 | 16 | 18 |
| NONSTORE RETAILERS* | | | | | | | | | |
| 53 PART* | TOTAL | 40 | 6 | 2 361 | 1 935 | 299 | 5 379 | 59 | 41 |
| 532 | MAIL-ORDER HOUSES | - | - | - | - | - | - | - | - |
| 534 | MERCHANDISE VENDING MACHINE OPERATORS | 12 | 2 | 920 | (D) | (D) | (D) | (D) | (D) |
| 535 | DIRECT SELLING (HOUSE-TO-HOUSE) ORGANIZATIONS | 28 | 4 | 1 441 | (D) | (D) | (D) | (D) | (D) |

Standard Notes: - Represents zero. (D) Withheld to avoid disclosure. (NA) Not available. (X) Not applicable.
 *Nonstore retailers, part of SIC major group 53, are shown separately in this table.

TABLE 4. Standard Metropolitan Statistical Areas: 1963—Continued

| SIC code | Standard metropolitan statistical area and kind of business | Establishments | | Sales | | Payroll, entire year (\$1,000) | Payroll, workweek ended nearest Nov. 15 (dollars) | Paid employees, workweek ended nearest Nov. 15 (number) | Active proprietors of unincorporated businesses (number) |
|-------------------------|---|--|--------------------------|--|--|-----------------------------------|--|--|---|
| | | Total (number) | With payroll (number) | Total, all establishments (\$1,000) | Establishments with payroll (\$1,000) | | | | |
| <u>NEW ORLEANS SMSA</u> | | Consists of Jefferson, Orleans, St. Bernard, and St. Tammany Parishes, La. | | | | | | | |
| | RETAIL TRADE, TOTAL | 6 202 | 4 600 | 1 123 033 | 1 093 089 | 137 074 | 2 685 521 | 43 444 | 5 398 |
| | LUMBER, BUILDING MATERIALS, HARDWARE, FARM EQUIPMENT DEALERS | | | | | | | | |
| 52 | TOTAL | 254 | 196 | 38 706 | 37 630 | 5 047 | 97 692 | 1 229 | 200 |
| 521 | LUMBER YARDS | 63 | 53 | 22 296 | 22 246 | 2 977 | 57 418 | 676 | 35 |
| | BUILDING MATERIALS DEALERS | 30 | 26 | 4 033 | 4 003 | 607 | 11 633 | 149 | 17 |
| 522 | HEATING, PLUMBING EQUIPMENT DEALERS | 5 | 5 | 676 | 676 | 140 | 3 076 | 37 | 5 |
| 523 | PAINT, GLASS, WALLPAPER STORES | 32 | 24 | 1 856 | 1 536 | 251 | 5 000 | 61 | 10 |
| 524 | ELECTRICAL SUPPLY STORES | 2 | 2 | (0) | (0) | (0) | (0) | (0) | (0) |
| 5251 | HARDWARE STORES | 115 | 81 | (0) | (0) | (0) | (0) | 235 | (0) |
| 5252 | FARM EQUIPMENT DEALERS | 7 | 5 | 1 773 | 1 765 | 174 | 3 107 | 41 | 5 |
| | GENERAL MERCHANDISE GROUP STORES* | | | | | | | | |
| 53 PART* | TOTAL | 206 | 1583 | 170 021 | 169 263 | 25 500 | 522 811 | 8 707 | 121 |
| 531 | DEPARTMENT STORES | 15 | 15 | 126 202 | 126 202 | 18 849 | 398 170 | 6 183 | - |
| 533 | LIMITED PRICE VARIETY STORES | 89 | 61 | 31 405 | 30 893 | 5 020 | 95 118 | 1 983 | 37 |
| 539 | GENERAL MERCHANDISE STORES | 62 | 52 | 8 857 | 8 705 | 1 113 | 19 205 | 371 | 55 |
| | DRY GOODS STORES | 31 | 27 | 3 355 | 3 297 | 495 | 9 857 | 161 | 17 |
| | SEWING, NEEDLEWORK STORES | 9 | 3 | 202 | 166 | 23 | 461 | 9 | 12 |
| | FOOD STORES | | | | | | | | |
| 54 | TOTAL | 1 234 | 710 | 282 794 | 270 022 | 20 185 | 401 352 | 6 566 | 1 206 |
| 541 | GROCERY STORES, INCLUDING DELICATESSENS | 971 | 557 | 266 688 | 255 662 | 18 047 | 360 615 | 5 763 | 948 |
| 542 | MEAT MARKETS | 56 | 40 | 4 799 | 4 219 | 336 | 6 882 | 115 | 62 |
| | FISH (SEAFOOD) MARKETS | 23 | 13 | 1 163 | 939 | 70 | 1 142 | 31 | 24 |
| 543 | FRUIT STORES, VEGETABLE MARKETS | 19 | 9 | 735 | 619 | 51 | 843 | 26 | 21 |
| 544 | CANDY, NUT, CONFECTIONERY STORES | 63 | 13 | 1 488 | 996 | 118 | 1 954 | 50 | 63 |
| 545 | DAIRY PRODUCTS STORES | 17 | 7 | 387 | 249 | 32 | 454 | 14 | 16 |
| 546 | RETAIL BAKERIES | 56 | 50 | 5 339 | 5 309 | 1 148 | 21 206 | 444 | 46 |
| 5462 | RETAIL BAKERIES, MANUFACTURING | 42 | 38 | 3 833 | 3 811 | 888 | 16 315 | 324 | 35 |
| 5463 | RETAIL BAKERIES, NONMANUFACTURING | 14 | 12 | 1 506 | 1 498 | 260 | 4 891 | 120 | 11 |
| 549 | EGG AND POULTRY DEALERS | 16 | 10 | 539 | 383 | 36 | 633 | 18 | 16 |
| | OTHER | 13 | 11 | 1 656 | 1 646 | 347 | 7 623 | 105 | 10 |
| | AUTOMOTIVE DEALERS | | | | | | | | |
| 55 EX. 554 | TOTAL | 280 | 222 | 180 248 | 178 634 | 16 730 | 312 811 | 3 152 | 180 |
| 551 | PASSENGER CAR DEALERS, FRANCHISED | 52 | 52 | 146 793 | 146 793 | 13 155 | 243 723 | 2 274 | 14 |
| | DOMESTIC CAR DEALERS | 38 | 38 | 121 362 | 121 362 | 10 469 | 191 897 | 1 816 | 11 |
| | IMPORTER CAR DEALERS | 6 | 6 | 6 505 | 6 505 | 866 | 19 981 | 169 | - |
| | DOMESTIC AND IMPORTED CAR DEALERS | 8 | 8 | 18 926 | 18 926 | 1 820 | 31 845 | 289 | 3 |
| 552 | PASSENGER CAR DEALERS, NONFRANCHISED | 91 | 47 | 10 276 | 8 806 | 520 | 10 104 | 125 | 92 |
| 553 | TIRE, BATTERY, ACCESSORY DEALERS | 78 | 70 | 10 938 | 10 824 | 1 754 | 33 974 | 436 | 41 |
| | HOME AND AUTO SUPPLY STORES | 27 | 27 | 5 392 | 5 392 | 687 | 12 406 | 179 | 13 |
| 559 | MISCELLANEOUS AIRCRAFT, MARINE, AUTOMOTIVE DEALERS | 32 | 26 | 6 849 | 6 819 | 614 | 12 604 | 138 | 20 |
| | AIRCRAFT, BOAT, MOTORCYCLE DEALERS | 22 | 18 | 2 376 | 2 364 | 209 | 4 238 | 57 | 16 |
| | HOUSEHOLD TRAILER DEALERS | 8 | 6 | (0) | (0) | (0) | (0) | (0) | (0) |
| | OTHER AUTOMOTIVE DEALERS | 2 | 2 | (0) | (0) | (0) | (0) | (0) | (0) |
| | GASOLINE SERVICE STATIONS | | | | | | | | |
| 55PT(554) | TOTAL | 642 | 590 | 63 520 | 62 216 | 5 835 | 116 703 | 2 121 | 585 |
| | APPAREL, ACCESSORY STORES | | | | | | | | |
| 56 | TOTAL | 410 | 364 | 80 278 | 79 428 | 12 080 | 220 476 | 3 931 | 247 |
| 561, 567 | MEN'S, BOYS' APPAREL STORES, CUSTOM TAILORS | 79 | 71 | 14 255 | 14 115 | 2 145 | 39 176 | 607 | 58 |
| 561 | MEN'S, BOYS' CLOTHING AND FURNISHINGS STORES | 58 | 56 | 12 711 | 12 605 | 1 833 | 33 393 | 518 | 39 |
| 567 | CUSTOM TAILORS | 21 | 15 | 1 544 | 1 510 | 312 | 5 783 | 89 | 19 |
| 562-3, 568 | WOMEN'S CLOTHING, SPECIALTY STORES | 131 | 127 | 35 201 | 35 183 | 4 875 | 94 297 | 1 768 | 59 |
| 562 | WOMEN'S READY-TO-WEAR STORES | 92 | 90 | 32 479 | 32 475 | 4 476 | 86 779 | 1 602 | 38 |
| 563, 568 | WOMEN'S ACCESSORY, SPECIALTY STORES, FURRIERS | 39 | 37 | 2 722 | 2 708 | 399 | 7 518 | 166 | 21 |
| 563 | MILLINERY STORES | 11 | 11 | 1 237 | 1 237 | 197 | 3 598 | 71 | 3 |
| | CORSET, LINGERIE STORES | 4 | 4 | 221 | 221 | 24 | 480 | 10 | 5 |
| | HOSIERY STORES | 6 | 6 | 330 | 330 | 36 | 663 | 19 | 5 |
| | APPAREL, ACCESSORY, OTHER SPECIALTY STORES | 15 | 13 | 659 | 645 | 95 | 1 828 | 48 | 6 |
| 568 | FURRIERS, FUR SHOPS | 3 | 3 | 275 | 275 | 47 | 949 | 18 | 2 |
| 565 | FAMILY CLOTHING STORES | 75 | 51 | 13 811 | 13 337 | 2 759 | 43 849 | 864 | 57 |
| 566 | SHOE STORES | 98 | 94 | 14 616 | 14 504 | 2 002 | 37 706 | 571 | 43 |
| | MEN'S SHOE STORES | 18 | 18 | (0) | (0) | (0) | (0) | (0) | (0) |
| | WOMEN'S SHOE STORES | 19 | 19 | 5 183 | 5 183 | 697 | 13 029 | 205 | 5 |
| | CHILDREN'S, JUVENILES' SHOE STORES | 3 | 3 | (0) | (0) | (0) | (0) | (0) | (0) |
| | FAMILY SHOE STORES | 58 | 54 | 7 724 | 7 612 | 1 056 | 20 167 | 308 | 34 |
| 564 | CHILDREN'S, INFANTS' WEAR STORES | 21 | 17 | 2 104 | 2 024 | 275 | 4 805 | 109 | 23 |
| 569 | MISCELLANEOUS APPAREL, ACCESSORY STORES | 1 | 4 | 291 | 265 | 24 | 643 | 12 | 7 |

Standard Notes: - Represents zero. (D) Withheld to avoid disclosure. (NA) Not available. (X) Not applicable.
 *Nonstore retailers, part of SIC major group 53, are shown separately in this table.

TABLE 4. Standard Metropolitan Statistical Areas: 1963-Continued

| SIC code | Standard metropolitan statistical area and kind of business | Establishments | | Sales | | Payroll, entire year (\$1,000) | Payroll, workweek ended nearest Nov. 15 (dollars) | Paid employees, workweek ended nearest Nov. 15 (number) | Active proprietors of unincorporated businesses (number) |
|---|---|-------------------|--------------------------|--|--|-----------------------------------|--|--|---|
| | | Total (number) | With payroll (number) | Total, all establishments (\$1,000) | Establishments with payroll (\$1,000) | | | | |
| <u>NEW ORLEANS SMSA</u> -Continued | | | | | | | | | |
| FURNITURE, HOME FURNISHINGS, EQUIPMENT STORES | | | | | | | | | |
| | TOTAL | 255 | 219 | 52 113 | 51 447 | 7 587 | 151 707 | 1 759 | 169 |
| 57 | FURNITURE, HOME FURNISHINGS STORES | 163 | 141 | 38 910 | 38 430 | 5 611 | 115 752 | 1 335 | 108 |
| 5712 | FURNITURE STORES | 122 | 102 | 34 926 | 34 454 | 4 947 | 103 481 | 1 169 | 78 |
| 5713 | FLOOR COVERING STORES | 19 | 19 | 2 776 | 2 776 | 509 | 9 252 | 112 | 9 |
| 5714 | DRAPERY, CURTAIN, UPHOLSTERY STORES | 10 | 10 | 569 | 569 | 77 | 1 632 | 33 | 10 |
| 5715 | CHINA, GLASSWARE, METALWARE STORES | 6 | 4 | 386 | 378 | 32 | 604 | 9 | 7 |
| 5719 | MISCELLANEOUS HOME FURNISHINGS STORES | 6 | 6 | 253 | 253 | 46 | 178 | 12 | 4 |
| 572 | HOUSEHOLD APPLIANCE STORES | 45 | 39 | 7 663 | 7 617 | 934 | 17 186 | 197 | 30 |
| 572 | RADIO, TELEVISION STORES | 19 | 19 | 1 612 | 1 588 | 287 | 5 809 | 60 | 12 |
| 5732 | MUSIC STORES | 28 | 20 | 3 928 | 3 812 | 755 | 12 960 | 167 | 19 |
| 5733 | RECORD SHOPS | 18 | 10 | 890 | 774 | 95 | 1 602 | 26 | 13 |
| | MUSICAL INSTRUMENT STORES | 10 | 10 | 3 038 | 3 038 | 660 | 11 358 | 141 | 6 |
| EATING, DRINKING PLACES | | | | | | | | | |
| | TOTAL | 1 764 | 1 318 | 103 009 | 97 091 | 20 177 | 393 785 | 9 223 | 1 707 |
| 58 | EATING PLACES | 910 | 762 | 72 540 | 71 198 | 16 185 | 311 398 | 7 424 | 825 |
| 5812 | RESTAURANTS, LUNCHROOMS | 697 | 587 | 55 012 | 53 958 | 12 019 | 232 942 | 5 671 | 651 |
| | CAFETERIAS | 25 | 23 | 5 292 | 5 288 | 1 339 | 26 284 | 620 | 13 |
| | REFRESHMENT PLACES | 143 | 113 | 7 001 | 6 759 | 1 334 | 24 752 | 670 | 133 |
| | CATERERS | 45 | 39 | 5 235 | 5 193 | 1 493 | 27 420 | 463 | 28 |
| 5813 | DRINKING PLACES (ALCOHOLIC BEVERAGES) | 854 | 556 | 30 469 | 25 893 | 3 992 | 82 387 | 1 799 | 882 |
| DRUG STORES, PROPRIETARY STORES | | | | | | | | | |
| 59PT(591) | TOTAL | 239 | 237 | 47 558 | 47 494 | 6 635 | 124 888 | 2 254 | 204 |
| 591 | DRUG STORES | 230 | 228 | 46 828 | 46 782 | 6 575 | 123 560 | 2 217 | 194 |
| | PROPRIETARY STORES | 9 | 9 | 730 | 712 | 60 | 1 328 | 37 | 10 |
| OTHER RETAIL STORES | | | | | | | | | |
| 59 EX. 591 | TOTAL | 674 | 514 | 58 162 | 55 614 | 7 959 | 159 870 | 2 335 | 569 |
| 592 | LIQUOR STORES | 87 | 73 | 10 364 | 10 112 | 667 | 12 640 | 246 | 78 |
| 593 | ANTIQUE STORES, SECONOHANO STORES | 96 | 66 | 5 944 | 5 614 | 962 | 20 276 | 256 | 87 |
| 5932 | ANTIQUE STORES | 46 | 22 | 3 190 | 2 934 | 425 | 8 254 | 111 | 45 |
| 5933 | SECONOHANO STORES | 50 | 44 | 2 754 | 2 680 | 537 | 12 022 | 145 | 42 |
| 594 | BOOK, STATIONERY STORES | 21 | 17 | 2 787 | 2 747 | 540 | 10 112 | 138 | 7 |
| 5942 | BOOK STORES | 10 | 6 | 697 | 657 | 79 | 2 267 | 28 | 7 |
| 5943 | STATIONERY STORES | 11 | 11 | 2 090 | 2 090 | 461 | 7 845 | 110 | 4 |
| 595 | SPORTING GOODS STORES, BICYCLE SHOPS | 35 | 25 | 3 416 | 3 176 | 380 | 6 818 | 99 | 25 |
| 5952 | SPORTING GOODS STORES | 27 | 19 | 3 005 | 2 807 | 337 | 6 108 | 86 | 17 |
| 5953 | BICYCLE SHOPS | 8 | 6 | 411 | 369 | 43 | 710 | 13 | 8 |
| 5962 | HAY, GRAIN, FEED STORES | 13 | 11 | 2 911 | 2 867 | 235 | 3 668 | 57 | 8 |
| 5969 | OTHER FARM SUPPLY STORES | 2 | 2 | (D) | (D) | (D) | (D) | (D) | (D) |
| | GARDEN SUPPLY STORES | 3 | 3 | 222 | 222 | 37 | 549 | 11 | 3 |
| 597 | JEWELRY STORES | 72 | 64 | 11 281 | 11 215 | 1 837 | 38 258 | 490 | 52 |
| 598 | FUEL, ICE DEALERS | 31 | 11 | 2 172 | 1 734 | 344 | 7 143 | 89 | 27 |
| 5982 | COAL AND WOOD DEALERS | 1 | 1 | (D) | (D) | (D) | (D) | (D) | (D) |
| | ICE DEALERS | 23 | 5 | (D) | (D) | (D) | (D) | (D) | (D) |
| 5983 | FUEL OIL DEALERS | 2 | - | 102 | 96 | 11 | 307 | 3 | 2 |
| 5984 | BOTTLED GAS DEALERS | 5 | 5 | 1 312 | 1 312 | 238 | 5 026 | 59 | 1 |
| 5992 | FLORISTS | 68 | 60 | 4 535 | 4 437 | 852 | 15 591 | 273 | 60 |
| 5993 | CIGAR STORES, STANDS | 20 | 16 | 1 009 | 905 | 117 | 6 659 | 48 | 9 |
| 5994 | NEWS DEALERS, NEWSSTANDS | 13 | 3 | 525 | (D) | (D) | (D) | (D) | (D) |
| 5996 | CAMERA, PHOTOGRAPHIC SUPPLY STORES | 10 | 8 | 1 789 | 1 783 | 252 | 3 754 | 67 | 4 |
| 5997 | GIFT, NOVELTY, SOUVENIR SHOPS | 48 | 40 | 2 725 | 2 635 | 341 | 6 127 | 135 | 39 |
| 5998 | OPTICAL GOODS STORES | 52 | 48 | 2 277 | 2 235 | 468 | 9 671 | 119 | 44 |
| 5999 | TYPEWRITER STORES | 1 | 1 | (D) | (D) | (D) | (D) | (D) | (D) |
| | LUGGAGE, LEATHER GOODS STORES | 5 | 5 | 514 | 514 | 60 | 994 | 24 | 4 |
| | HOBBY, TOY, GAME SHOPS | 19 | 11 | 1 211 | 1 005 | 146 | 3 410 | 59 | 19 |
| | RELIGIOUS GOODS STORES | 4 | 2 | 217 | (D) | (D) | (D) | (D) | (D) |
| | PET SHOPS | 14 | 8 | 409 | 313 | 39 | 1 138 | 26 | 15 |
| | OTHER | 60 | 40 | 3 567 | 3 277 | 564 | 10 028 | 158 | 66 |
| NONSTORE RETAILERS* | | | | | | | | | |
| 53 PART* | TOTAL | 244 | 72 | 46 624 | 44 250 | 9 339 | 183 426 | 2 167 | 210 |
| 532 | MAIL-ORDER HOUSES | 8 | 6 | 1 334 | 1 328 | 89 | 1 914 | 31 | 5 |
| 534 | MERCHANDISE VENDING MACHINE OPERATORS | 45 | 23 | 11 418 | 10 988 | 1 106 | 21 258 | 242 | 34 |
| 535 | DIRECT SELLING (HOUSE-TO-HOUSE) ORGANIZATIONS | 191 | 43 | 33 872 | 31 934 | 8 144 | 160 254 | 1 894 | 171 |

Standard Notes: - Represents zero. (D) Withheld to avoid disclosure. (NA) Not available. (X) Not applicable.
 *Nonstore retailers, part of SIC major group 53, are shown separately in this table.

TABLE 4. Standard Metropolitan Statistical Areas: 1963—Continued

| SIC code | Standard metropolitan statistical area and kind of business | Establishments | | Sales | | Payroll, entire year (\$1,000) | Payroll, workweek ended nearest Nov. 15 (dollars) | Paid employees, workweek ended nearest Nov. 15 (number) | Active proprietors of unincorporated businesses (number) |
|------------------------|--|---|-----------------------|-------------------------------------|---------------------------------------|--------------------------------|---|---|--|
| | | Total (number) | With payroll (number) | Total, all establishments (\$1,000) | Establishments with payroll (\$1,000) | | | | |
| SHREVEPORT SMSA | | Consists of Bossier and Caddo Parishes, La. | | | | | | | |
| | RETAIL TRADE: TOTAL | 2 063 | 1 667 | 332 860 | 325 024 | 38 040 | 733 494 | 12 353 | 1 708 |
| | LUMBER, BUILDING MATERIALS, HARDWARE, FARM EQUIPMENT DEALERS | | | | | | | | |
| | TOTAL | 86 | 80 | 19 245 | 19 091 | 2 782 | 52 553 | 648 | 45 |
| 521 | LUMBER YARDS | 25 | 23 | 7 159 | 7 065 | 881 | 15 522 | 216 | 12 |
| | BUILDING MATERIALS DEALERS | 13 | 11 | 2 302 | 2 284 | 526 | 10 027 | 120 | 11 |
| 522 | HEATING, PLUMBING EQUIPMENT DEALERS | 3 | 3 | 820 | 820 | 141 | 2 661 | 29 | 1 |
| 523 | PAINT, GLASS, WALLPAPER STORES | 16 | 16 | 2 486 | 2 486 | 388 | 7 715 | 86 | 4 |
| 524 | ELECTRICAL SUPPLY STORES | - | - | - | - | - | - | - | - |
| 5251 | HARDWARE STORES | 21 | 19 | 2 183 | 2 141 | 288 | 5 878 | 82 | 13 |
| 5252 | FARM EQUIPMENT DEALERS | 8 | 8 | 4 295 | 4 295 | 558 | 10 750 | 115 | 4 |
| | GENERAL MERCHANDISE GROUP STORES* | | | | | | | | |
| | TOTAL | 89 | 79 | 39 871 | 39 769 | 5 452 | 108 215 | 2 070 | 55 |
| 53 PART* | DEPARTMENT STORES | 6 | 6 | 27 231 | 27 231 | 3 718 | 76 289 | 1 375 | - |
| 533 | LIMITED PRICE VARIETY STORES | 30 | 28 | 6 683 | 6 673 | 967 | 17 046 | 425 | 6 |
| 539 | GENERAL MERCHANDISE STORES | 36 | 30 | 4 831 | 4 757 | 606 | 10 972 | 205 | 33 |
| | DRY GOODS STORES | 13 | 13 | (0) | (0) | (0) | (0) | (0) | (0) |
| | SEWING, NEEDLEWORK STORES | 4 | 2 | (0) | (0) | (0) | (0) | (0) | (0) |
| | FOOD STORES | | | | | | | | |
| | TOTAL | 425 | 271 | 76 370 | 73 060 | 5 431 | 101 789 | 1 814 | 372 |
| 541 | GROCERY STORES, INCLUDING DELICATESSENS | 381 | 251 | 74 675 | 71 659 | 5 177 | 96 734 | 1 717 | 329 |
| 542 | MEAT MARKETS | 10 | 4 | 589 | 411 | 37 | 591 | 11 | 10 |
| | FISH (SEAFOOD) MARKETS | 7 | 3 | 257 | 237 | 21 | 329 | 8 | 10 |
| 543 | FRUIT STORES, VEGETABLE MARKETS | - | - | - | - | - | - | - | - |
| 544 | CANDY, NUT, CONFECTIONERY STORES | 16 | 6 | 365 | 291 | 40 | 575 | 13 | 12 |
| 545 | DAIRY PRODUCTS STORES | 2 | - | 8 | - | - | - | - | 2 |
| 546 | RETAIL BAKERIES | 8 | 6 | (0) | (0) | (0) | (0) | (0) | (0) |
| 5462 | RETAIL BAKERIES, MANUFACTURING | 6 | 4 | 367 | 353 | 133 | 3 218 | 56 | 6 |
| 5463 | RETAIL BAKERIES, NONMANUFACTURING | 2 | 2 | (0) | (0) | (0) | (0) | (0) | (0) |
| 549 | EGG AND POULTRY DEALERS | 1 | 1 | (0) | (0) | (0) | (0) | (0) | (0) |
| | OTHER | - | - | - | - | - | - | - | - |
| | AUTOMOTIVE DEALERS | | | | | | | | |
| | TOTAL | 124 | 98 | 70 102 | 69 482 | 6 409 | 119 370 | 1 212 | 93 |
| 55 EX-554 | PASSENGER CAR DEALERS, FRANCHISEO | 22 | 22 | 56 176 | 56 176 | 5 066 | 93 699 | 887 | 10 |
| 551 | DOMESTIC CAR DEALERS | 17 | 17 | 44 696 | 44 696 | 4 077 | 72 080 | 697 | 9 |
| | IMPORTED CAR DEALERS | 2 | 2 | (0) | (0) | (0) | (0) | (0) | (0) |
| | DOMESTIC AND IMPORTED CAR DEALERS | 3 | 3 | (0) | (0) | (0) | (0) | (0) | (0) |
| 552 | PASSENGER CAR DEALERS, NONFRANCHISEO | 40 | 24 | 5 127 | 4 675 | 246 | 5 322 | 74 | 40 |
| 553 | TIRE, BATTERY, ACCESSORY DEALERS | 40 | 32 | 4 033 | 3 905 | 577 | 11 025 | 142 | 26 |
| | HOME AND AUTO SUPPLY STORES | 8 | 8 | 1 403 | 1 403 | 174 | 3 327 | 44 | 5 |
| 559 | MISCELLANEOUS AIRCRAFT, MARINE, AUTOMOTIVE DEALERS | 14 | 12 | 3 363 | 3 323 | 346 | 5 997 | 65 | 12 |
| | AIRCRAFT, BOAT, MOTORCYCLE DEALERS | 8 | 8 | 2 393 | 2 393 | 292 | 5 059 | 56 | 4 |
| | HOUSEHOLD TRAILER DEALERS | 6 | 4 | 970 | 930 | 54 | 938 | 9 | 8 |
| | OTHER AUTOMOTIVE DEALERS | - | - | - | - | - | - | - | - |
| | GASOLINE SERVICE STATIONS | | | | | | | | |
| 55PT(554) | TOTAL | 292 | 260 | 24 302 | 23 470 | 2 331 | 46 103 | 887 | 262 |
| | APPAREL, ACCESSORY STORES | | | | | | | | |
| | TOTAL | 174 | 162 | 27 168 | 26 968 | 4 187 | 75 826 | 1 402 | 94 |
| 561,567 | MEN'S, BOYS' APPAREL STORES, CUSTOM TAILORS | 22 | 22 | 3 010 | 2 998 | 485 | 7 719 | 131 | 16 |
| 561 | MEN'S, BOYS' CLOTHING AND FURNISHINGS STORES | 21 | 21 | (0) | (0) | (0) | (0) | (0) | (0) |
| 567 | CUSTOM TAILORS | 1 | 1 | (0) | (0) | (0) | (0) | (0) | (0) |
| 562-3,568 | WOMEN'S CLOTHING, SPECIALTY STORES | 81 | 71 | 10 817 | 10 661 | 1 601 | 30 251 | 610 | 39 |
| 562 | WOMEN'S READY-TO-WEAR STORES | 54 | 46 | 7 801 | 7 663 | 1 198 | 22 864 | 411 | 29 |
| 563,568 | WOMEN'S ACCESSORY, SPECIALTY STORES, FURRIERS | 27 | 25 | 3 016 | 2 998 | 403 | 7 387 | 199 | 10 |
| 563 | MILLINERY STORES | 11 | 9 | (0) | (0) | (0) | (0) | (0) | (0) |
| | CORSET, LINGERIE STORES | - | - | - | - | - | - | - | - |
| | HOSIERY STORES | 5 | 5 | (0) | (0) | (0) | (0) | (0) | (0) |
| | APPAREL, ACCESSORY, OTHER SPECIALTY STORES | 11 | 11 | 2 478 | 2 478 | 302 | 5 613 | 150 | 5 |
| 568 | FURRIERS, FUR SHOPS | - | - | - | - | - | - | - | - |
| 565 | FAMILY CLOTHING STORES | 27 | 25 | 9 929 | 9 901 | 1 577 | 28 364 | 507 | 15 |
| 566 | SHOE STORES | 36 | 36 | 2 991 | 2 991 | 465 | 8 312 | 132 | 22 |
| | MEN'S SHOE STORES | 8 | 8 | (0) | (0) | (0) | (0) | (0) | (0) |
| | WOMEN'S SHOE STORES | 9 | 9 | 1 453 | 1 453 | 278 | 5 100 | 74 | 3 |
| | CHILDREN'S, JUVENILES' SHOE STORES | 3 | 3 | (0) | (0) | (0) | (0) | (0) | (0) |
| | FAMILY SHOE STORES | 16 | 16 | 1 019 | 1 019 | 128 | 2 303 | 42 | 10 |
| 564 | CHILDREN'S, INFANTS' WEAR STORES | 8 | 8 | 417 | 417 | 59 | 1 180 | 22 | 2 |
| 569 | MISCELLANEOUS APPAREL, ACCESSORY STORES | - | - | 4 | - | - | - | - | - |

Standard Notes: - Represents zero. (D) Withheld to avoid disclosure. (NA) Not available. (X) Not applicable.
 *Nonstore retailers, part of SIC major group 53, are shown separately in this table.

TABLE 4. Standard Metropolitan Statistical Areas: 1963-Continued

| SIC code | Standard metropolitan statistical area and kind of business | Establishments | | Sales | | Payroll, entire year (\$1,000) | Payroll, workweek ended nearest Nov. 15 (dollars) | Paid employees, workweek ended nearest Nov. 15 (number) | Active proprietors of unincorporated businesses (number) |
|---|---|----------------|-----------------------|-------------------------------------|---------------------------------------|--------------------------------|---|---|--|
| | | Total (number) | With payroll (number) | Total, all establishments (\$1,000) | Establishments with payroll (\$1,000) | | | | |
| SHREVEPORT SMSA-Continued | | | | | | | | | |
| FURNITURE, HOME FURNISHINGS, EQUIPMENT STORES | | | | | | | | | |
| S7 | TOTAL | 120 | 110 | 18 150 | 17 900 | 2 921 | 57 745 | 707 | 90 |
| S71 | FURNITURE, HOME FURNISHINGS STORES | 73 | 65 | 11 426 | 11 196 | 2 183 | 42 785 | 530 | 59 |
| S712 | FURNITURE STORES | 56 | 50 | 9 976 | 9 880 | 1 937 | 38 033 | 467 | 46 |
| S713 | FLOOR COVERING STORES | 10 | 8 | 996 | 862 | 137 | 2 748 | 32 | 8 |
| S714 | ORAPERY, CURTAIN, UPHOLSTERY STORES | 2 | 2 | (0) | (0) | (0) | (0) | (0) | (0) |
| S715 | CHINA, GLASSWARE, METALWARE STORES | 1 | 1 | (0) | (0) | (0) | (0) | (0) | (0) |
| S719 | MISCELLANEOUS HOME FURNISHINGS STORES | 4 | 4 | 222 | 222 | 65 | 1 189 | 18 | 2 |
| S72 | HOUSEHOLD APPLIANCE STORES | 25 | 25 | 3 745 | 3 745 | 402 | 7 953 | 95 | 14 |
| S732 | RADIO, TELEVISION STORES | 6 | 6 | 441 | 441 | 73 | 1 322 | 16 | 4 |
| S733 | MUSIC STORES | 16 | 14 | 2 538 | 2 518 | 263 | 5 685 | 66 | 13 |
| | RECORD SHOPS | 4 | 4 | (0) | (0) | (0) | (0) | (0) | (0) |
| | MUSICAL INSTRUMENT STORES | 12 | 10 | (0) | (0) | (0) | (0) | (0) | (0) |
| EATING, DRINKING PLACES | | | | | | | | | |
| S8 | TOTAL | 303 | 271 | 16 730 | 16 342 | 3 384 | 69 791 | 1 896 | 301 |
| S812 | EATING PLACES | 221 | 201 | 13 598 | 13 348 | 2 938 | 60 751 | 1 666 | 219 |
| | RESTAURANTS, LUNCHROOMS | 154 | 142 | 9 861 | 9 677 | 2 144 | 44 016 | 1 225 | 166 |
| | CAFETERIAS | 6 | 6 | 792 | 792 | 158 | 3 173 | 83 | 5 |
| | REFRESHMENT PLACES | 55 | 47 | 2 523 | 2 457 | 512 | 10 534 | 291 | 47 |
| | CATERERS | 6 | 6 | 422 | 422 | 124 | 3 028 | 67 | 1 |
| S813 | DRINKING PLACES (ALCOHOLIC BEVERAGES) | 82 | 70 | 3 132 | 2 994 | 446 | 9 040 | 230 | 82 |
| DRUG STORES, PROPRIETARY STORES | | | | | | | | | |
| S9PT(S91) | TOTAL | 76 | 76 | 11 728 | 11 728 | 1 772 | 36 871 | 629 | 47 |
| S91 | DRUG STORES | 75 | 75 | (0) | (0) | (0) | (0) | (0) | (0) |
| | PROPRIETARY STORES | 1 | 1 | (0) | (0) | (0) | (0) | (0) | (0) |
| OTHER RETAIL STORES | | | | | | | | | |
| S9 EX.S91 | TOTAL | 304 | 2383 | 22 112 | 20 726 | 2 457 | 47 250 | 796 | 277 |
| S92 | LIQUOR STORES | 78 | 64 | 7 236 | 6 522 | 456 | 9 306 | 181 | 76 |
| S93 | ANTIQUA STORES, SECONOHANO STORES | 40 | 30 | 1 712 | 1 606 | 286 | 5 545 | 115 | 36 |
| S932 | ANTIQUA STORES | 9 | 1 | 108 | (0) | (0) | (0) | (0) | (0) |
| S933 | SECONOHANO STORES | 31 | 29 | 1 604 | (0) | (0) | (0) | (0) | (0) |
| S94 | BOOK, STATIONERY STORES | 10 | 10 | 469 | 469 | 65 | 1 217 | 23 | 12 |
| S942 | BOOK STORES | 4 | 4 | 186 | 186 | 22 | 374 | 9 | 6 |
| S943 | STATIONERY STORES | 6 | 6 | 283 | 283 | 43 | 843 | 14 | 6 |
| S95 | SPORTING GOODS STORES, BICYCLE SHOPS | 16 | 16 | 1 315 | 1 315 | 179 | 3 536 | 51 | 11 |
| S952 | SPORTING GOODS STORES | 16 | 16 | 1 315 | 1 315 | 179 | 3 536 | 51 | 11 |
| S953 | BICYCLE SHOPS | - | - | - | - | - | - | - | - |
| S962 | HAY, GRAIN, FEED STORES | 8 | 6 | 1 772 | 1 738 | 127 | 2 341 | 33 | 5 |
| S969 | OTHER FARM SUPPLY STORES | 6 | 6 | 1 838 | 1 838 | 121 | 2 538 | 31 | 5 |
| | GARDEN SUPPLY STORES | 3 | 3 | 118 | 102 | 17 | 299 | 4 | 3 |
| S97 | JEWELRY STORES | 22 | 20 | 2 004 | 1 964 | 357 | 6 835 | 118 | 12 |
| S98 | FUEL, ICE DEALERS | 7 | 3 | (0) | (0) | (0) | (0) | (0) | (0) |
| S982 | COAL AND WOOD DEALERS | - | - | - | - | - | - | - | - |
| | ICE DEALERS | 2 | - | 6 | - | - | - | - | 2 |
| S983 | FUEL OIL DEALERS | 2 | - | 20 | - | - | - | - | 2 |
| S984 | BOTTLED GAS DEALERS | 3 | 3 | (0) | (0) | (0) | (0) | (0) | (0) |
| S992 | FLORISTS | 30 | 22 | 1 013 | 939 | 182 | 3 039 | 63 | 33 |
| S993 | CIGAR STORES, STANOS | 6 | 4 | 274 | 158 | 14 | 239 | 5 | 7 |
| S994 | NEWS DEALERS, NEWSSTANOS | 5 | 1 | 89 | (0) | (0) | (0) | (0) | (0) |
| S996 | CAMERA, PHOTOGRAPHIC SUPPLY STORES | 3 | 3 | (0) | (0) | (0) | (0) | (0) | (0) |
| S997 | GIFT, NOVELTY, SOUVENIR SHOPS | 13 | 9 | 352 | 298 | 35 | 1 017 | 16 | 16 |
| S998 | OPTICAL GOODS STORES | 13 | 13 | 656 | 656 | 184 | 2 954 | 31 | 8 |
| S999 | TYPEWRITER STORES | - | - | - | - | - | - | - | - |
| | LUGGAGE, LEATHER GOODS STORES | 5 | 3 | 241 | (0) | (0) | (0) | (0) | (0) |
| | HOBBY, TOY, GAME SHOPS | 6 | 6 | 470 | 470 | 53 | 1 157 | 27 | 10 |
| | RELIGIOUS GOODS STORES | - | - | - | - | - | - | - | - |
| | PET SHOPS | 2 | 2 | (0) | (0) | (0) | (0) | (0) | (0) |
| | OTHER | 31 | 17 | 1 394 | 1 270 | 173 | 3 105 | 44 | 28 |
| NONSTORE RETAILERS* | | | | | | | | | |
| S3 PART* | TOTAL | 70 | 22 | 7 082 | 6 488 | 914 | 17 981 | 292 | 72 |
| S32 | MAIL-ORDER HOUSES | 2 | 2 | (0) | (0) | (0) | (0) | (0) | (0) |
| S34 | MERCHANDISE VENDING MACHINE OPERATORS | 22 | 10 | (0) | (0) | (0) | (0) | (0) | (0) |
| S35 | DIRECT SELLING (HOUSE-TO-HOUSE) ORGANIZATIONS | 46 | 10 | 2 472 | 2 152 | 597 | 11 939 | 198 | 46 |

Standard Notes: - Represents zero. (D) Withheld to avoid disclosure. (NA) Not available. (X) Not applicable.
 *Nonstore retailers, part of SIC major group 53, are shown separately in this table.

TABLE 5. Parishes With 500 Establishments or More: 1963

| SIC code | Parish and kind of business | Establishments | | Sales | | Payroll, entire year (\$1,000) | Payroll, workweek ended nearest Nov. 15 (dollars) | Paid employees, workweek ended nearest Nov. 15 (number) | Active proprietors of unincorporated businesses (number) |
|------------|--|----------------|-----------------------|-------------------------------------|---------------------------------------|--------------------------------|---|---|--|
| | | Total (number) | With payroll (number) | Total, all establishments (\$1,000) | Establishments with payroll (\$1,000) | | | | |
| | <u>CAOOO PARISH</u> | | | | | | | | |
| | RETAIL TRADE, TOTAL | 1 675 | 1 363 | 285 836 | 279 778 | 33 452 | 646 391 | 10 817 | 1 363 |
| | LUMBER, BUILDING MATERIALS, HARDWARE, FARM EQUIPMENT DEALERS | | | | | | | | |
| | TOTAL | 71 | 67 | 16 552 | 16 404 | 2 451 | 46 488 | 572 | 36 |
| 52 | LUMBER AND OTHER BUILDING MATERIALS DEALERS | 31 | 29 | 8 667 | 8 561 | 1 291 | 23 464 | 311 | 19 |
| 522-524 | HEATING, PLUMBING, PAINT, ELECTRICAL STORES | 19 | 19 | 3 306 | 3 306 | 529 | 10 376 | 115 | 5 |
| 5251 | HARDWARE STORES | 16 | 14 | 1 624 | 1 582 | 213 | 4 591 | 65 | 10 |
| 5252 | FARM EQUIPMENT DEALERS | 5 | 5 | 2 955 | 2 955 | 418 | 8 057 | 81 | 2 |
| | GENERAL MERCHANDISE GROUP STORES* | | | | | | | | |
| | TOTAL | 67 | 61 | 35 026 | 34 984 | 4 949 | 99 289 | 1 888 | 34 |
| 53 PART* | DEPARTMENT STORES | 6 | 6 | 27 231 | 27 231 | 3 718 | 76 289 | 1 375 | - |
| 533 | LIMITED PRICE VARIETY STORES | 25 | 25 | 4 488 | 4 488 | 724 | 13 009 | 322 | 4 |
| 539 | MISCELLANEOUS GENERAL MERCHANDISE STORES | 36 | 30 | 3 307 | 3 265 | 507 | 9 991 | 191 | 30 |
| | FOOD STORES | | | | | | | | |
| | TOTAL | 353 | 233 | 67 833 | 65 321 | 4 954 | 92 984 | 1 665 | 306 |
| 54 | GROCERY STORES, INCLUDING DELICATESSENS | 310 | 214 | 66 186 | 63 968 | 4 710 | 88 079 | 1 572 | 264 |
| 541 | MEAT MARKETS, FISH (SEAFOOD) MARKETS | 17 | 7 | 827 | 629 | 56 | 920 | 19 | 20 |
| 542 | FRUIT STORES, VEGETABLE MARKETS | - | - | - | - | - | - | - | - |
| 543 | CANDY, NUT, CONFECTIONERY STORES | 16 | 6 | 365 | 291 | 40 | 575 | 13 | 12 |
| 544 | OTHER FOOD STORES | 10 | 6 | 455 | 433 | 148 | 3 410 | 61 | 10 |
| 545-549 | | | | | | | | | |
| | AUTOMOTIVE DEALERS | | | | | | | | |
| | TOTAL | 89 | 71 | 58 115 | 57 755 | 5 460 | 101 610 | 1 034 | 63 |
| | GASOLINE SERVICE STATIONS | | | | | | | | |
| | TOTAL | 229 | 201 | 18 853 | 18 159 | 1 799 | 36 432 | 682 | 203 |
| 55 PT(554) | | | | | | | | | |
| | APPAREL, ACCESSORY STORES | | | | | | | | |
| | TOTAL | 155 | 145 | 25 298 | 25 136 | 3 958 | 71 855 | 1 327 | 83 |
| 56 | MEN'S, BOYS' APPAREL STORES, CUSTOM TAILORS | 20 | 20 | (0) | (0) | (0) | (0) | (0) | (0) |
| 561,567 | WOMEN'S CLOTHING, SPECIALTY STORES | 73 | 65 | 10 409 | 10 291 | 1 538 | 29 205 | 590 | 33 |
| 562-3,568 | WOMEN'S READY-TO-WEAR STORES | 49 | 43 | 7 520 | 7 420 | 1 156 | 22 146 | 398 | 25 |
| 562 | WOMEN'S ACCESSORY, SPECIALTY STORES, FURRIERS | 24 | 22 | 2 889 | 2 871 | 382 | 7 059 | 192 | 8 |
| 563,568 | FAMILY CLOTHING STORES | 22 | 20 | (0) | (0) | (0) | (0) | (0) | (0) |
| 565 | SHOE STORES | 33 | 33 | 2 703 | 2 703 | 425 | 7 666 | 120 | 21 |
| 566 | OTHER APPAREL, ACCESSORY STORES | 7 | 7 | 395 | 391 | 54 | 1 068 | 20 | 2 |
| 564,569 | | | | | | | | | |
| | FURNITURE, HOME FURNISHINGS, EQUIPMENT STORES | | | | | | | | |
| | TOTAL | 105 | 99 | 17 116 | 16 910 | 2 830 | 55 269 | 679 | 78 |
| 57 | FURNITURE, HOME FURNISHINGS STORES | 66 | 62 | 11 301 | 11 115 | 2 168 | 42 423 | 524 | 53 |
| 571 | HOUSEHOLD APPLIANCE, RADIO, TELEVISION, MUSIC STORES | 39 | 37 | 5 815 | 5 795 | 662 | 12 846 | 155 | 25 |
| 572,573 | | | | | | | | | |
| | EATING, DRINKING PLACES | | | | | | | | |
| | TOTAL | 225 | 205 | 13 000 | 12 760 | 2 651 | 55 263 | 1 473 | 222 |
| 58 | EATING PLACES | 176 | 164 | 11 188 | 11 044 | 2 420 | 50 417 | 1 356 | 172 |
| 5812 | DRINKING PLACES (ALCOHOLIC BEVERAGES) | 49 | 41 | 1 812 | 1 716 | 231 | 4 846 | 117 | 50 |
| 5813 | | | | | | | | | |
| | DRUG STORES, PROPRIETARY STORES | | | | | | | | |
| | TOTAL | 63 | 63 | 10 219 | 10 219 | 1 496 | 30 886 | 557 | 40 |
| 59 PT(591) | DRUG STORES | 62 | 62 | (0) | (0) | (0) | (0) | (0) | (0) |
| 591 | PROPRIETARY STORES | 1 | 1 | (0) | (0) | (0) | (0) | (0) | (0) |
| | OTHER RETAIL STORES | | | | | | | | |
| | TOTAL | 255 | 201 | 18 321 | 17 181 | 2 130 | 40 768 | 684 | 233 |
| 59 EX.591 | LIQUOR STORES | 63 | 53 | 6 098 | 5 504 | 386 | 7 689 | 146 | 62 |
| 592 | ANTIQUARIAN STORES, SECONHAND STORES | 32 | 24 | 1 338 | 1 262 | 230 | 4 451 | 91 | 28 |
| 593 | BOOK, STATIONERY STORES | 10 | 10 | 469 | 469 | 65 | 1 217 | 23 | 12 |
| 594 | SPORTING GOODS STORES, BICYCLE SHOPS | 13 | 13 | 1 253 | 1 253 | 169 | 3 358 | 47 | 8 |
| 595 | FARM, GARDEN SUPPLY STORES, INCLUDING FEE STORES | 13 | 11 | 1 973 | 1 923 | 144 | 2 900 | 42 | 12 |
| 596 | JEWELRY STORES | 19 | 17 | (0) | (0) | (0) | (0) | (0) | (0) |
| 597 | FUEL, ICE DEALERS | 5 | 1 | (0) | (0) | (0) | (0) | (0) | (0) |
| 598 | OTHER STORES | 100 | 72 | 4 655 | 4 301 | 710 | 12 978 | 205 | 95 |
| 599 | | | | | | | | | |
| | NONSTORE RETAILERS* | | | | | | | | |
| | TOTAL | 63 | 17 | 5 503 | 4 949 | 774 | 15 547 | 256 | 65 |
| 53 PART* | | | | | | | | | |
| | <u>CALCASIEU PARISH</u> | | | | | | | | |
| | (COEXTENSIVE WITH LAKE CHARLES SMSA; SEE TABLE 4) | | | | | | | | |
| | <u>EAST BATON ROUGE PARISH</u> | | | | | | | | |
| | (COEXTENSIVE WITH BATON ROUGE SMSA; SEE TABLE 4) | | | | | | | | |

Standard Notes: - Represents zero. (D) Withheld to avoid disclosure. (NA) Not available. (X) Not applicable.
 *Nonstore retailers, part of SIC major group 53, are shown separately in this table.

TABLE 5. Parishes With 500 Establishments or More: 1963-Continued

| SIC code | Parish and kind of business | Establishments | | Sales | | Payroll, entire year (\$1,000) | Payroll, workweek ended nearest Nov. 15 (dollars) | Paid employees, workweek ended nearest Nov. 15 (number) | Active proprietors of unincorporated businesses (number) |
|--|--|----------------|--------------|---------------------------|-----------------------------|--------------------------------|---|---|--|
| | | Total | With payroll | Total, all establishments | Establishments with payroll | | | | |
| | | (number) | (number) | (\$1,000) | (\$1,000) | | | | |
| <u>JEFFERSON PARISH</u> | | | | | | | | | |
| | RETAIL TRADE, TOTAL | 1 310 | 948 | 256 039 | 248 475 | 25 797 | \$18 419 | 8 439 | 1 078 |
| | LUMBER, BUILDING MATERIALS, HARDWARE, FARM EQUIPMENT DEALERS | | | | | | | | |
| 52 | TOTAL | 83 | 59 | 11 661 | 11 133 | 1 411 | 26 599 | 333 | 65 |
| S21 | LUMBER AND OTHER BUILDING MATERIALS DEALERS | 31 | 27 | 7 792 | 7 752 | 1 048 | 19 514 | 239 | 17 |
| S22-S24 | HEATING, PLUMBING, PAINT, ELECTRICAL STORES | 12 | 10 | 787 | 651 | 104 | 2 104 | 26 | 3 |
| S251 | HARDWARE STORES | 38 | 20 | (0) | (0) | (D) | (0) | (D) | (D) |
| S252 | FARM EQUIPMENT DEALERS | 2 | 2 | (0) | (0) | (0) | (0) | (D) | (0) |
| | GENERAL MERCHANDISE GROUP STORES* | | | | | | | | |
| S3 PART* | TOTAL | 64 | 52 | 34 733 | 34 555 | 3 845 | 88 911 | 1 733 | 34 |
| S31 | DEPARTMENT STORES | 5 | 5 | 21 521 | 21 521 | 1 827 | 48 057 | 951 | - |
| S33 | LIMITED PRICE VARIETY STORES | 29 | 25 | 9 896 | 9 796 | 1 572 | 33 237 | 644 | 8 |
| S39 | MISCELLANEOUS GENERAL MERCHANDISE STORES | 30 | 22 | 3 316 | 3 238 | 446 | 7 617 | 138 | 26 |
| | FOOD STORES | | | | | | | | |
| 54 | TOTAL | 229 | 133 | 88 826 | 85 868 | 6 379 | 126 605 | 1 791 | 210 |
| S41 | GROCERY STORES, INCLUDING DELICATESSENS | 185 | 109 | 86 838 | 84 248 | 6 145 | 122 176 | 1 688 | 166 |
| S42 | MEAT MARKETS, FISH (SEAFOOD) MARKETS | 12 | 6 | 883 | 633 | 46 | 958 | 18 | 14 |
| S43 | FRUIT STORES, VEGETABLE MARKETS | 1 | 1 | (0) | (0) | (0) | (0) | (0) | (0) |
| S44 | CANOPY, NUT, CONFECTIONERY STORES | 13 | 1 | (0) | (0) | (0) | (0) | (0) | (0) |
| S45-S49 | OTHER FOOD STORES | 18 | 16 | 909 | 901 | 178 | 3 353 | 83 | 15 |
| | AUTOMOTIVE DEALERS | | | | | | | | |
| 55 EX, 554 | TOTAL | 75 | 63 | 40 148 | 39 744 | 3 277 | 62 407 | 647 | 39 |
| | GASOLINE SERVICE STATIONS | | | | | | | | |
| 55PT (554) | TOTAL | 191 | 167 | 17 576 | 17 040 | 1 590 | 32 830 | 584 | 160 |
| | APPAREL, ACCESSORY STORES | | | | | | | | |
| S6 | TOTAL | 74 | 68 | 13 251 | 13 127 | 1 616 | 26 880 | 544 | 36 |
| S61, S67 | MEN'S, BOYS' APPAREL STORES, CUSTOM TAILORS | 7 | 7 | 977 | 977 | 117 | 1 796 | 36 | 2 |
| S62-S, S68 | WOMEN'S CLOTHING, SPECIALTY STORES | 26 | 26 | 5 208 | 5 208 | 624 | 9 900 | 224 | 8 |
| S62 | WOMEN'S READY-TO-WEAR STORES | 21 | 21 | (D) | (D) | (D) | (0) | (D) | (D) |
| S63, S68 | WOMEN'S ACCESSORY, SPECIALTY STORES, FURRIERS | 5 | 5 | (0) | (0) | (D) | (0) | (D) | (D) |
| S65 | FAMILY CLOTHING STORES | 14 | 10 | 3 823 | 3 725 | 514 | 8 401 | 163 | 9 |
| S66 | SHOE STORES | 20 | 20 | 2 830 | 2 830 | 317 | 5 977 | 102 | 7 |
| S64, S69 | OTHER APPAREL, ACCESSORY STORES | 7 | 5 | 413 | 387 | 44 | 806 | 19 | 10 |
| | FURNITURE, HOME FURNISHINGS, EQUIPMENT STORES | | | | | | | | |
| 57 | TOTAL | 57 | 45 | 10 710 | 10 434 | 1 353 | 24 373 | 293 | 32 |
| S71 | FURNITURE, HOME FURNISHINGS STORES | 36 | 30 | 9 096 | 8 948 | 1 112 | 19 794 | 239 | 21 |
| S72, S73 | HOUSEHOLD APPLIANCE, RADIO, TELEVISION, MUSIC STORES | 21 | 15 | 1 614 | 1 486 | 241 | 4 579 | 54 | 11 |
| | EATING, DRINKING PLACES | | | | | | | | |
| 58 | TOTAL | 337 | 243 | 20 023 | 18 957 | 4 039 | 82 281 | 1 771 | 323 |
| S812 | EATING PLACES | 185 | 153 | 15 269 | 15 005 | 3 288 | 64 223 | 1 405 | 163 |
| S813 | DRINKING PLACES (ALCOHOLIC BEVERAGES) | 152 | 90 | 4 754 | 3 952 | 751 | 18 058 | 366 | 160 |
| | DRUG STORES, PROPRIETARY STORES | | | | | | | | |
| S9PT (S91) | TOTAL | 37 | 37 | 8 634 | 8 634 | 1 199 | 25 323 | 391 | 28 |
| S91 | DRUG STORES | 35 | 35 | (D) | (D) | (D) | (0) | (D) | (D) |
| | PROPRIETARY STORES | 2 | 2 | (0) | (0) | (0) | (0) | (0) | (0) |
| | OTHER RETAIL STORES | | | | | | | | |
| S9 EX, S91 | TOTAL | 100 | 70 | 7 149 | 6 517 | 858 | 16 767 | 291 | 89 |
| 592 | LIQUOR STORES | 8 | 6 | 694 | 618 | 45 | 854 | 19 | 7 |
| 593 | ANTIQUA STORES, SECONOHANO STORES | 10 | 6 | 204 | 154 | 20 | 462 | 10 | 12 |
| 594 | BOOK, STATIONERY STORES | 3 | 3 | 205 | 205 | 34 | 606 | 11 | 3 |
| 595 | SPORTING GOODS STORES, BICYCLE SHOPS | 9 | 5 | (0) | (0) | (0) | (0) | (0) | (0) |
| 596 | FARM, GARDEN SUPPLY STORES, INCLUDING FEEO STORES | 4 | 4 | 1 048 | 1 048 | 91 | 1 344 | 25 | 3 |
| 597 | JEWELRY STORES | 11 | 11 | 1 062 | 1 062 | 115 | 2 698 | 49 | 5 |
| 598 | FUEL, ICE DEALERS | 7 | 5 | (0) | (0) | (0) | (0) | (0) | (0) |
| 599 | OTHER STORES | 48 | 30 | 2 804 | 2 494 | 384 | 7 377 | 135 | 47 |
| | NONSTORE RETAILERS* | | | | | | | | |
| 53 PART* | TOTAL | 63 | 11 | 3 328 | 2 466 | 230 | 5 443 | 61 | 62 |
| <u>LAFAYETTE PARISH</u> | | | | | | | | | |
| (COEXTENSIVE WITH LAFAYETTE SMSA; SEE TABLE 4) | | | | | | | | | |

Standard Notes: - Represents zero. (D) Withheld to avoid disclosure. (NA) Not available. (X) Not applicable.
 *Nonstore retailers, part of SIC major group 53, are shown separately in this table.

TABLE 5. Parishes With 500 Establishments or More: 1963-Continued

| SIC code | Parish and kind of business | Establishments | | Sales | | Payroll, entire year (\$1,000) | Payroll, workweek ended nearest Nov. 15 (dollars) | Paid employees, workweek ended nearest Nov. 15 (number) | Active proprietors of unincorporated businesses (number) |
|-----------|---|----------------|--------------|---------------------------|-----------------------------|--------------------------------|---|---|--|
| | | Total | With payroll | Total, all establishments | Establishments with payroll | | | | |
| | | (number) | (number) | (\$1,000) | (\$1,000) | | | | |
| | <u>ORLEANS PARISH</u> | | | | | | | | |
| | RETAIL TRADE, TOTAL | 4 368 | 3 288 | 800 848 | 781 362 | 105 590 | 2 062 117 | 32 998 | 3 837 |
| | LUMBER, BUILDING MATERIALS, HARDWARE, FARM EQUIPMENT DEALERS | | | | | | | | |
| | TOTAL | 141 | 111 | 22 763 | 22 313 | 3 199 | 62 757 | 771 | 110 |
| 521 | LUMBER YARDS | 32 | 24 | 13 866 | 13 832 | 1 910 | 37 523 | 426 | 20 |
| | BUILDING MATERIALS DEALERS | 15 | 13 | 2 024 | 2 018 | 337 | 6 502 | 87 | 5 |
| 522 | HEATING, PLUMBING EQUIPMENT DEALERS | 4 | 4 | (D) | (D) | (D) | (D) | (D) | (D) |
| 523 | PAINT, GLASS, WALLPAPER STORES | 20 | 14 | 1 261 | 1 077 | 164 | 3 205 | 39 | 8 |
| 524 | ELECTRICAL SUPPLY STORES | 2 | 2 | (D) | (D) | (D) | (D) | (D) | (D) |
| 5251 | HARDWARE STORES | 67 | 53 | 4 448 | 4 222 | 514 | 9 075 | 148 | 73 |
| 5252 | FARM EQUIPMENT DEALERS | 1 | 1 | (D) | (D) | (D) | (D) | (D) | (D) |
| | GENERAL MERCHANDISE GROUP STORES* | | | | | | | | |
| | TOTAL | 122 | 90 | 130 705 | 130 237 | 21 268 | 426 271 | 6 786 | 72 |
| 531 | DEPARTMENT STORES | 9 | 9 | (D) | (D) | (D) | (D) | (D) | (D) |
| 533 | LIMITED PRICE VARIETY STORES | 50 | 30 | 19 806 | 19 506 | 3 236 | 58 112 | 1 268 | 22 |
| 539 | GENERAL MERCHANDISE STORES | 38 | 32 | 6 194 | 6 098 | 796 | 14 017 | 270 | 32 |
| | OTHER GOODS STORES | 19 | 17 | 2 356 | 2 316 | 341 | 6 969 | 112 | 11 |
| | SEWING, NEEDLEWORK STORES | 6 | 2 | (D) | (D) | (D) | (D) | (D) | (D) |
| | FOOD STORES | | | | | | | | |
| | TOTAL | 888 | 516 | 168 717 | 160 269 | 12 251 | 245 539 | 4 181 | 882 |
| 541 | GROCERY STORES, INCLUDING DELICATESSENS | 689 | 397 | 155 655 | 148 423 | 10 422 | 210 995 | 3 512 | 691 |
| 542 | MEAT MARKETS | 43 | 33 | 3 401 | 3 059 | 263 | 5 283 | 92 | 47 |
| | FISH (SEAFOOD) MARKETS | 14 | 10 | 834 | 760 | 56 | 798 | 21 | 13 |
| 543 | FRUIT STORES, VEGETABLE MARKETS | 18 | 8 | (D) | (D) | (D) | (D) | (D) | (D) |
| 544 | CANOPY, NUT, CONFECTIONERY STORES | 50 | 12 | (D) | (D) | (D) | (D) | (D) | (D) |
| 545 | DAIRY PRODUCTS STORES | 14 | 6 | 357 | (D) | (D) | (D) | (D) | (D) |
| 546 | RETAIL BAKERIES | 35 | 33 | 4 522 | 4 514 | 974 | 17 804 | 362 | 26 |
| 5462 | RETAIL BAKERIES, MANUFACTURING | 9 | 24 | 3 152 | 3 144 | 728 | 13 209 | 253 | 21 |
| 5463 | RETAIL BAKERIES, NONMANUFACTURING | 9 | 9 | 1 370 | 1 370 | 246 | 4 595 | 109 | 5 |
| 549 | EGG AND POULTRY DEALERS | 15 | 9 | (D) | (D) | (D) | (D) | (D) | (D) |
| | OTHER | 10 | 8 | 1 407 | 1 397 | 314 | 6 977 | 92 | 8 |
| | AUTOMOTIVE DEALERS | | | | | | | | |
| | TOTAL | 180 | 138 | 129 827 | 128 705 | 12 539 | 235 265 | 2 311 | 128 |
| 551 | PASSENGER CAR DEALERS, FRANCHISED | 32 | 32 | 108 547 | 108 547 | 10 181 | 190 307 | 1 742 | 8 |
| | DOMESTIC CAR DEALERS | 20 | 20 | (D) | (D) | (D) | (D) | (D) | (D) |
| | IMPORTED CAR DEALERS | 6 | 6 | 6 505 | 6 505 | 866 | 19 981 | 169 | - |
| | DOMESTIC AND IMPORTED CAR DEALERS | 6 | 6 | (D) | (D) | (D) | (D) | (D) | (D) |
| 552 | PASSENGER CAR DEALERS, NONFRANCHISED | 72 | 36 | 8 389 | 7 305 | 414 | 7 862 | 100 | 80 |
| 553 | TIRE, BATTERY, ACCESSORY DEALERS | 50 | 46 | (D) | (D) | (D) | (D) | (D) | (D) |
| | HOME AND AUTO SUPPLY STORES | 8 | 8 | 1 703 | 1 703 | 250 | 4 422 | 69 | 3 |
| 559 | MISCELLANEOUS AIRCRAFT, MARINE, AUTOMOTIVE DEALERS | 18 | 16 | (D) | (D) | (D) | (D) | (D) | (D) |
| | AIRCRAFT, BOAT, MOTORCYCLE DEALERS | 14 | 12 | 1 049 | 1 043 | 125 | 2 491 | 35 | 11 |
| | HOUSEHOLD TRAILER DEALERS | 3 | 3 | 1 329 | 1 329 | 112 | 3 098 | 24 | - |
| | OTHER AUTOMOTIVE DEALERS | 1 | 1 | (D) | (D) | (D) | (D) | (D) | (D) |
| | GASOLINE SERVICE STATIONS | | | | | | | | |
| 55PT(554) | TOTAL | 378 | 354 | 39 661 | 39 119 | 3 728 | 74 123 | 1 362 | 350 |
| | APPAREL, ACCESSORY STORES | | | | | | | | |
| | TOTAL | 313 | 275 | 65 235 | 64 523 | 10 284 | 190 387 | 3 307 | 193 |
| 561,567 | MEN'S, BOYS' APPAREL STORES, CUSTOM TAILORS | 72 | 64 | 13 278 | 13 138 | 2 028 | 37 380 | 571 | 56 |
| 561 | MEN'S, BOYS' CLOTHING AND FURNISHINGS STORES | 11 | 49 | 11 734 | 11 628 | 1 716 | 31 597 | 482 | 37 |
| 567 | CUSTOM TAILORS | 21 | 15 | 1 544 | 1 510 | 312 | 5 783 | 89 | 19 |
| 562-3,568 | WOMEN'S CLOTHING, SPECIALTY STORES | 97 | 93 | 29 354 | 29 336 | 4 183 | 82 953 | 1 512 | 44 |
| 562 | WOMEN'S READY-TO-WEAR STORES | 64 | 62 | 26 826 | 26 822 | 3 812 | 75 861 | 1 363 | 24 |
| 563,568 | WOMEN'S ACCESSORY, SPECIALTY STORES, FURRIERS | 33 | 31 | 2 528 | 2 514 | 371 | 7 092 | 149 | 20 |
| 563 | MILLINERY STORES | 10 | 10 | (D) | (D) | (D) | (D) | (D) | (D) |
| | CORSET, LINGERIE STORES | 4 | 4 | 221 | 221 | 24 | 480 | 10 | 5 |
| | HOSIERY STORES | 5 | 5 | (D) | (D) | (D) | (D) | (D) | (D) |
| | APPAREL, ACCESSORY, OTHER SPECIALTY STORES | 11 | 9 | 527 | 513 | 78 | 1 593 | 38 | 5 |
| 568 | FURRIERS, FUR SHOPS | 3 | 3 | 275 | 275 | 47 | 949 | 18 | 2 |
| 565 | FAMILY CLOTHING STORES | 51 | 33 | 9 312 | 8 950 | 2 175 | 34 453 | 670 | 41 |
| 566 | SHOE STORES | 73 | 69 | 11 309 | 11 197 | 1 643 | 30 959 | 452 | 32 |
| | MEN'S SHOE STORES | 16 | 16 | 1 445 | 1 445 | 216 | 3 896 | 47 | 2 |
| | WOMEN'S SHOE STORES | 16 | 16 | (D) | (D) | (D) | (D) | (D) | (D) |
| | CHILDREN'S, JUVENILES' SHOE STORES | 2 | 2 | (D) | (D) | (D) | (D) | (D) | (D) |
| | FAMILY SHOE STORES | 39 | 35 | 5 168 | 5 056 | 796 | 15 341 | 222 | 24 |
| 564 | CHILDREN'S, INFANTS' WEAR STORES | 17 | 13 | (D) | (D) | (D) | (D) | (D) | (D) |
| 569 | MISCELLANEOUS APPAREL, ACCESSORY STORES | 3 | 3 | (D) | (D) | (D) | (D) | (D) | (D) |
| | FURNITURE, HOME FURNISHINGS, EQUIPMENT STORES | | | | | | | | |
| | TOTAL | 187 | 163 | 40 337 | 39 959 | 6 088 | 124 936 | 1 435 | 130 |
| 571 | FURNITURE, HOME FURNISHINGS STORES | 123 | 107 | 29 613 | 29 293 | 4 475 | 95 553 | 1 089 | 84 |
| 5712 | FURNITURE STORES | 90 | 76 | 26 307 | 25 995 | 3 940 | 85 144 | 948 | 58 |
| 5713 | FLOOR COVERING STORES | 15 | 15 | 2 336 | 2 336 | 419 | 7 994 | 96 | 6 |
| 5714 | DRAPERY, CURTAIN, UPHOLSTERY STORES | 9 | 9 | (D) | (D) | (D) | (D) | (D) | (D) |
| 5715 | CHINA, GLASSWARE, METALWARE STORES | 5 | 3 | (D) | (D) | (D) | (D) | (D) | (D) |
| 5719 | MISCELLANEOUS HOME FURNISHINGS STORES | 4 | 4 | (D) | (D) | (D) | (D) | (D) | (D) |

Standard Notes: - Represents zero. (D) Withheld to avoid disclosure. (NA) Not available. (X) Not applicable.
 *Nonstore retailers, part of SIC major group 53, are shown separately in this table.

TABLE 5. Parishes With 500 Establishments or More: 1963-Continued

| SIC code | Parish and kind of business | Establishments | | Sales | | Payroll, entire year (\$1,000) | Payroll, workweek ended nearest Nov. 15 (dollars) | Paid employees, workweek ended nearest Nov. 15 (number) | Active proprietors of unincorporated businesses (number) |
|---|---|----------------|-----------------------|-------------------------------------|---------------------------------------|--------------------------------|---|---|--|
| | | Total (number) | With payroll (number) | Total, all establishments (\$1,000) | Establishments with payroll (\$1,000) | | | | |
| ORLEANS PARISH--CONTINUED | | | | | | | | | |
| FURNITURE, HOME FURNISHINGS, EQUIPMENT STORES--CON. | | | | | | | | | |
| 572 | HOUSEHOLD APPLIANCE STORES | 27 | 23 | 5 698 | 5 664 | 653 | 12 084 | 136 | 21 |
| 5732 | RADIO, TELEVISION STORES | 15 | 15 | 1 398 | 1 398 | 234 | 4 813 | 50 | 10 |
| 5733 | MUSIC STORES | 22 | 18 | (D) | (D) | (D) | (D) | (D) | (D) |
| | RECORD SHOPS | 13 | 9 | (D) | (D) | (D) | (D) | (D) | (D) |
| | MUSICAL INSTRUMENT STORES | 9 | 9 | (D) | (D) | (D) | (D) | (D) | (D) |
| EATING, DRINKING PLACES | | | | | | | | | |
| 58 | TOTAL | 1 284 | 984 | 78 050 | 73 724 | 15 436 | 298 238 | 7 098 | 1 236 |
| 5812 | EATING PLACES | 642 | 550 | 54 015 | 53 125 | 12 332 | 236 682 | 5 730 | 580 |
| | RESTAURANTS, LUNCHROOMS | 504 | 440 | 42 650 | 41 992 | 9 588 | 186 068 | 4 540 | 465 |
| | CAFETERIAS | 19 | 17 | 4 489 | 4 485 | 1 154 | 22 164 | 533 | 10 |
| | REFRESHMENT PLACES | 85 | 65 | 3 999 | 3 813 | 733 | 12 464 | 356 | 80 |
| 5813 | CATERERS | 34 | 28 | 2 877 | 2 835 | 857 | 15 986 | 301 | 25 |
| | DRINKING PLACES (ALCOHOLIC BEVERAGES) | 642 | 434 | 24 035 | 20 599 | 3 104 | 61 556 | 1 368 | 656 |
| DRUG STORES, PROPRIETARY STORES | | | | | | | | | |
| 59PT (591) | TOTAL | 186 | 184 | 36 016 | 35 952 | 5 027 | 92 243 | 1 737 | 164 |
| 591 | DRUG STORES | 179 | 177 | (D) | (D) | (D) | (D) | (D) | (D) |
| | PROPRIETARY STORES | 7 | 7 | (D) | (D) | (D) | (D) | (D) | (D) |
| OTHER RETAIL STORES | | | | | | | | | |
| 59 EX, 591 | TOTAL | 533 | 417 | 47 509 | 45 745 | 6 761 | 136 664 | 1 931 | 446 |
| 592 | LIQUOR STORES | 68 | 60 | 9 092 | 8 954 | 582 | 10 846 | 206 | 60 |
| 593 | ANTIQUARIAN STORES, SECONDHAND STORES | 84 | 60 | 5 726 | 5 460 | 942 | 19 814 | 246 | 73 |
| 5932 | ANTIQUARIAN STORES | 43 | 21 | (D) | (D) | (D) | (D) | (D) | (D) |
| 5933 | SECONDHAND STORES | 41 | 39 | (D) | (D) | (D) | (D) | (D) | (D) |
| 594 | BOOK, STATIONERY STORES | 16 | 14 | 2 568 | 2 542 | 506 | 9 506 | 127 | 6 |
| 5942 | BOOK STORES | 7 | 5 | (D) | (D) | (D) | (D) | (D) | (D) |
| 5943 | STATIONERY STORES | 9 | 9 | (D) | (D) | (D) | (D) | (D) | (D) |
| 595 | SPORTING GOODS STORES, BICYCLE SHOPS | 22 | 18 | 2 842 | 2 794 | 323 | 5 774 | 78 | 15 |
| 5952 | SPORTING GOODS STORES | 15 | 13 | (D) | (D) | (D) | (D) | (D) | (D) |
| 5953 | BICYCLE SHOPS | 7 | 5 | (D) | (D) | (D) | (D) | (D) | (D) |
| 5962 | HAY, GRAIN, FEED STORES | 5 | 3 | 315 | 271 | 36 | 644 | 9 | 4 |
| 5969 | OTHER FARM SUPPLY STORES | 2 | 2 | (D) | (D) | (D) | (D) | (D) | (D) |
| | GARDEN SUPPLY STORES | 2 | 2 | (D) | (D) | (D) | (D) | (D) | (D) |
| 597 | JEWELRY STORES | 58 | 50 | 10 085 | 10 019 | 1 712 | 35 252 | 434 | 45 |
| 598 | FUEL, ICE DEALERS | 22 | 4 | 820 | 410 | 104 | 2 085 | 28 | 22 |
| 5982 | COAL AND WOOD DEALERS | 1 | 1 | (D) | (D) | (D) | (D) | (D) | (D) |
| | ICE DEALERS | 19 | 3 | (D) | (D) | (D) | (D) | (D) | (D) |
| 5983 | FUEL OIL DEALERS | 2 | - | 102 | 96 | 11 | 307 | 3 | 2 |
| 5984 | BOTTLE GAS DEALERS | - | - | - | - | - | - | - | - |
| 5992 | FLORISTS | 53 | 49 | 3 615 | 3 585 | 718 | 13 298 | 228 | 46 |
| 5993 | CIGAR STORES, STANOS | 18 | 16 | 963 | 905 | 117 | 6 659 | 48 | 7 |
| 5994 | NEWS DEALERS, NEWSSTANOS | 7 | 3 | 411 | (D) | (D) | (D) | (D) | (D) |
| 5996 | CAMERA, PHOTOGRAPHIC SUPPLY STORES | 9 | 7 | (D) | (D) | (D) | (D) | (D) | (D) |
| 5997 | GIFT, NOVELTY, SOUVENIR SHOPS | 45 | 37 | 2 300 | 2 210 | 289 | 5 263 | 118 | 37 |
| 5998 | OPTICAL GOODS STORES | 43 | 39 | 2 113 | 2 071 | 440 | 9 154 | 107 | 36 |
| 5999 | TYPEWRITER STORES | 1 | 1 | (D) | (D) | (D) | (D) | (D) | (D) |
| | LUGGAGE, LEATHER GOODS STORES | 5 | 5 | 514 | 514 | 60 | 994 | 24 | 4 |
| | HOBBY, TOY, GAME SHOPS | 12 | 8 | 748 | 626 | 116 | 2 029 | 43 | 13 |
| | RELIGIOUS GOODS STORES | 3 | 1 | (D) | (D) | (D) | (D) | (D) | (D) |
| | PET SHOPS | 6 | 4 | 207 | 147 | 27 | 828 | 18 | 5 |
| | OTHER | 52 | 34 | 3 030 | 2 764 | 434 | 7 951 | 128 | 59 |
| NONSTORE RETAILERS* | | | | | | | | | |
| 53 PART* | TOTAL | 156 | 56 | 42 028 | 40 816 | 9 009 | 175 694 | 2 079 | 126 |
| 532 | MAIL-ORDER HOUSES | 7 | 5 | (D) | (D) | (D) | (D) | (D) | (D) |
| 534 | MERCHANDISE VENDING MACHINE OPERATORS | 34 | 16 | (D) | (D) | (D) | (D) | (D) | (D) |
| 535 | DIRECT SELLING (HOUSE-TO-HOUSE) ORGANIZATIONS | 115 | 35 | 31 663 | 30 753 | 7 976 | 156 765 | 1 858 | 95 |
| OUACHITA PARISH | | | | | | | | | |
| (COEXTENSIVE WITH MONROE SMSA; SEE TABLE 4) | | | | | | | | | |
| RAPIDES PARISH | | | | | | | | | |
| RETAIL TRADE, TOTAL | | | | | | | | | |
| | | 775 | 595 | 111 092 | 107 602 | 11 621 | 220 409 | 3 865 | 693 |
| LUMBER, BUILDING MATERIALS, HARDWARE, FARM EQUIPMENT DEALERS | | | | | | | | | |
| 52 | TOTAL | 35 | 35 | 7 404 | 7 404 | 943 | 17 178 | 235 | 21 |
| 521 | LUMBER AND OTHER BUILDING MATERIALS DEALERS | 20 | 20 | 3 949 | 3 949 | 480 | 8 688 | 127 | 11 |
| 522-524 | HEATING, PLUMBING, PAINT, ELECTRICAL STORES | 5 | 5 | 801 | 801 | 145 | 2 335 | 28 | 1 |
| 5251 | HARDWARE STORES | 7 | 7 | (D) | (D) | (D) | (D) | (D) | (D) |
| 5252 | FARM EQUIPMENT DEALERS | 3 | 3 | (D) | (D) | (D) | (D) | (D) | (D) |
| GENERAL MERCHANDISE GROUP STORES* | | | | | | | | | |
| 53 PART* | TOTAL | 34 | 26 | 16 103 | 16 063 | 2 256 | 41 027 | 750 | 21 |
| 531 | DEPARTMENT STORES | 4 | 4 | 12 305 | 12 305 | 1 777 | 31 923 | 528 | - |
| 533 | LIMITED PRICE VARIETY STORES | 9 | 9 | 2 678 | 2 678 | 369 | 7 172 | 175 | 1 |
| 539 | MISCELLANEOUS GENERAL MERCHANDISE STORES | 21 | 13 | 1 120 | 1 080 | 110 | 1 932 | 47 | 20 |

Standard Notes: - Represents zero. (D) Withheld to avoid disclosure. (NA) Not available. (X) Not applicable.
 *Nonstore retailers, part of SIC major group 53, are shown separately in this table.

TABLE 5. Parishes With 500 Establishments or More: 1963-Continued

| SIC code | Parish and kind of business | Establishments | | Sales | | Payroll, entire year (\$1,000) | Payroll, workweek ended nearest Nov. 15 (dollars) | Paid employees, workweek ended nearest Nov. 15 (number) | Active proprietors of unincorporated businesses (number) |
|--|--|----------------|-----------------------|-------------------------------------|---------------------------------------|--------------------------------|---|---|--|
| | | Total (number) | With payroll (number) | Total, all establishments (\$1,000) | Establishments with payroll (\$1,000) | | | | |
| <u>RAPIDES PARISH--CONTINUED</u> | | | | | | | | | |
| FOOD STORES | | | | | | | | | |
| 54 | TOTAL | 183 | 99 | 26 626 | 24 688 | 1 552 | 30 351 | 560 | 184 |
| 541 | GROCERY STORES, INCLUDING DELICATESSENS. | 166 | 88 | 26 151 | 24 271 | 1 487 | 29 018 | 523 | 167 |
| 542 | MEAT MARKETS, FISH (SEAFOOD) MARKETS | 3 | 1 | 146 | (0) | (0) | (0) | (0) | (0) |
| 543 | FRUIT STORES, VEGETABLE MARKETS | - | - | - | - | - | - | - | - |
| 544 | CANDY, NUT, CONFECTIONERY STORES | - | - | - | - | - | - | - | - |
| 545-549 | OTHER FOOD STORES | 14 | 10 | 329 | (0) | (0) | (0) | (0) | (0) |
| AUTOMOTIVE DEALERS | | | | | | | | | |
| 55 EX-554 | TOTAL | 49 | 39 | 21 185 | 21 079 | 1 763 | 32 783 | 448 | 37 |
| GASOLINE SERVICE STATIONS | | | | | | | | | |
| 55PT(554) | TOTAL | 124 | 114 | 8 892 | 8 754 | 802 | 16 438 | 343 | 106 |
| APPAREL, ACCESSORY STORES | | | | | | | | | |
| 56 | TOTAL | 49 | 45 | 7 257 | 7 121 | 1 029 | 20 049 | 337 | 33 |
| 561-567 | MEN'S, BOYS' APPAREL STORES, CUSTOM TAILORS | 7 | 7 | 1 013 | 1 013 | 167 | 3 381 | 37 | 6 |
| 562-3,568 | WOMEN'S CLOTHING, SPECIALTY STORES | 13 | 13 | 1 193 | 1 193 | 115 | 2 341 | 57 | 8 |
| 562 | WOMEN'S READY-TO-WEAR STORES | 9 | 9 | 1 095 | 1 095 | 96 | 1 918 | 44 | 6 |
| 563,568 | WOMEN'S ACCESSORY, SPECIALTY STORES, FURRIERS | 4 | 4 | 98 | 98 | 19 | 423 | 13 | 2 |
| 565 | FAMILY CLOTHING STORES | 16 | 12 | 3 788 | 3 652 | 573 | 10 959 | 189 | 13 |
| 566 | SHOE STORES | 11 | 11 | (0) | (0) | (0) | (0) | (0) | (0) |
| 564,569 | OTHER APPAREL, ACCESSORY STORES | 2 | 2 | (0) | (0) | (0) | (0) | (0) | (0) |
| FURNITURE, HOME FURNISHINGS, EQUIPMENT STORES | | | | | | | | | |
| 57 | TOTAL | 36 | 34 | 6 340 | 6 234 | 890 | 16 018 | 211 | 28 |
| 571 | FURNITURE, HOME FURNISHINGS STORES | 18 | 18 | 4 498 | 4 498 | 683 | 12 139 | 150 | 10 |
| 572,573 | HOUSEHOLD APPLIANCE, RADIO, TELEVISION, MUSIC STORES | 18 | 16 | 1 842 | 1 736 | 207 | 3 879 | 61 | 18 |
| EATING, DRINKING PLACES | | | | | | | | | |
| 58 | TOTAL | 127 | 99 | 5 401 | 4 893 | 1 008 | 17 692 | 528 | 136 |
| 5812 | EATING PLACES | 90 | 74 | 4 334 | 4 050 | 910 | 15 834 | 471 | 99 |
| 5813 | DRINKING PLACES (ALCOHOLIC BEVERAGES) | 37 | 25 | 1 067 | 843 | 98 | 1 858 | 57 | 37 |
| DRUG STORES, PROPRIETARY STORES | | | | | | | | | |
| 59PT(591) | TOTAL | 24 | 24 | 3 072 | 3 072 | 416 | 8 577 | 133 | 19 |
| 591 | DRUG STORES | 21 | 21 | (0) | (0) | (0) | (0) | (0) | (0) |
| (| PROPRIETARY STORES | 3 | 3 | (0) | (0) | (0) | (0) | (0) | (0) |
| OTHER RETAIL STORES | | | | | | | | | |
| 59 EX-591 | TOTAL | 86 | 72 | 7 440 | 7 118 | 797 | 17 076 | 279 | 81 |
| 592 | LIQUOR STORES | 23 | 17 | 1 491 | 1 229 | 70 | 1 202 | 39 | 21 |
| 593 | ANTIQUE STORES, SECONHAND STORES | 8 | 8 | 320 | 320 | 58 | 1 084 | 22 | 7 |
| 594 | BOOK, STATIONERY STORES | - | - | - | - | - | - | - | - |
| 595 | SPORTING GOODS STORES, BICYCLE SHOPS | 7 | 5 | 526 | 498 | 35 | 725 | 13 | 8 |
| 596 | FARM, GARDEN SUPPLY STORES, INCLUDING FEEO STORES | 9 | 9 | 2 031 | 2 031 | 109 | 2 348 | 33 | 5 |
| 597 | JEWELRY STORES | 6 | 6 | 1 000 | 1 000 | 173 | 3 866 | 58 | 6 |
| 598 | FUEL, ICE DEALERS | 5 | 5 | 780 | 780 | 162 | 4 297 | 41 | 3 |
| 599 | OTHER STORES | 28 | 22 | 1 292 | 1 260 | 190 | 3 554 | 73 | 31 |
| NONSTORE RETAILERS* | | | | | | | | | |
| 53 PART* | TOTAL | 28 | 8 | 1 372 | 1 176 | 165 | 3 220 | 41 | 27 |
| <u>ST LANORY PARISH</u> | | | | | | | | | |
| RETAIL TRADE, TOTAL | | | | | | | | | |
| | | 669 | 459 | 63 022 | 58 532 | 6 271 | 123 416 | 2 354 | 612 |
| LUMBER, BUILDING MATERIALS, HARDWARE, FARM EQUIPMENT DEALERS | | | | | | | | | |
| 52 | TOTAL | 38 | 36 | 5 099 | 5 077 | 723 | 13 230 | 206 | 24 |
| 521 | LUMBER AND OTHER BUILDING MATERIALS DEALERS | 20 | 20 | 2 693 | 2 693 | 408 | 7 119 | 117 | 16 |
| 522-524 | HEATING, PLUMBING, PAINT, ELECTRICAL STORES | 7 | 5 | 386 | 364 | 64 | 1 195 | 14 | 4 |
| 5251 | HARDWARE STORES | 6 | 6 | 615 | 615 | 84 | 1 732 | 29 | 3 |
| 5252 | FARM EQUIPMENT DEALERS | 5 | 5 | 1 405 | 1 405 | 167 | 3 184 | 46 | 1 |
| GENERAL MERCHANDISE GROUP STORES* | | | | | | | | | |
| 53 PART* | TOTAL | 42 | 34 | 4 630 | 4 472 | 516 | 9 946 | 235 | 26 |
| 531 | DEPARTMENT STORES | - | - | - | - | - | - | - | - |
| 533 | LIMITED PRICE VARIETY STORES | 9 | 7 | 1 046 | 1 028 | 196 | 3 898 | 108 | 3 |
| 539 | MISCELLANEOUS GENERAL MERCHANDISE STORES | 33 | 27 | 3 584 | 3 444 | 320 | 6 048 | 127 | 23 |
| FOOD STORES | | | | | | | | | |
| 54 | TOTAL | 163 | 69 | 14 320 | 11 920 | 714 | 14 212 | 330 | 164 |
| 541 | GROCERY STORES, INCLUDING DELICATESSENS | 152 | 62 | 14 048 | 11 668 | 678 | 13 624 | 308 | 154 |
| 542 | MEAT MARKETS, FISH (SEAFOOD) MARKETS | 7 | 3 | 110 | 90 | 9 | 112 | 6 | 6 |
| 543 | FRUIT STORES, VEGETABLE MARKETS | - | - | - | - | - | - | - | - |
| 544 | CANDY, NUT, CONFECTIONERY STORES | - | - | - | - | - | - | - | - |
| 545-549 | OTHER FOOD STORES | 4 | 4 | 162 | 162 | 27 | 476 | 16 | 4 |

Standard Notes: - Represents zero. (D) Withheld to avoid disclosure. (NA) Not available. (X) Not applicable.
 *Nonstore retailers, part of SIC major group 53, are shown separately in this table.

TABLE 5. Parishes With 500 Establishments or More: 1963-Continued

| SIC code | Parish and kind of business | Establishments | | Sales | | Payroll, entire year (\$1,000) | Payroll, workweek ended nearest Nov. 15 (dollars) | Paid employees, workweek ended nearest Nov. 15 (number) | Active proprietors of unincorporated businesses (number) |
|--|--|----------------|-----------------------|-------------------------------------|---------------------------------------|--------------------------------|---|---|--|
| | | Total (number) | With payroll (number) | Total, all establishments (\$1,000) | Establishments with payroll (\$1,000) | | | | |
| ST LANORY PARISH--CONTINUED | | | | | | | | | |
| AUTOMOTIVE DEALERS | | | | | | | | | |
| 55 EX.554 | TOTAL | 34 | 30 | 13 549 | 13 493 | 1 308 | 27 722 | 367 | 20 |
| GASOLINE SERVICE STATIONS | | | | | | | | | |
| 55PT(554) | TOTAL | 99 | 79 | 6 804 | 5 994 | 489 | 9 885 | 214 | 95 |
| APPAREL, ACCESSORY STORES | | | | | | | | | |
| 56 | TOTAL | 37 | 33 | 4 647 | 4 591 | 716 | 15 373 | 263 | 26 |
| 561,567 | MEN'S, BOYS' APPAREL STORES; CUSTOM TAILORS | 5 | 5 | 390 | 390 | 45 | 866 | 12 | 5 |
| 562-3,568 | WOMEN'S CLOTHING, SPECIALTY STORES | 15 | 13 | 789 | 767 | 85 | 1 772 | 45 | 12 |
| 562 | WOMEN'S READY-TO-WEAR STORES | 13 | 11 | (0) | (0) | (0) | (0) | (0) | (0) |
| 563,568 | WOMEN'S ACCESSORY, SPECIALTY STORES; FURRIERS | 2 | 2 | (0) | (0) | (0) | (0) | (0) | (0) |
| 565 | FAMILY CLOTHING STORES | 9 | 7 | 2 762 | 2 728 | 471 | 9 827 | 154 | 6 |
| 566 | SHOE STORES | 6 | 6 | (0) | (0) | (0) | (0) | (0) | (0) |
| 564,569 | OTHER APPAREL, ACCESSORY STORES | 2 | 2 | (0) | (0) | (0) | (0) | (0) | (0) |
| FURNITURE, HOME FURNISHINGS, EQUIPMENT STORES | | | | | | | | | |
| 57 | TOTAL | 30 | 24 | 3 302 | 3 272 | 525 | 9 584 | 143 | 27 |
| 571 | FURNITURE, HOME FURNISHINGS STORES | 16 | 12 | 2 422 | 2 406 | 393 | 7 231 | 110 | 16 |
| 572,573 | HOUSEHOLD APPLIANCE, RADIO, TELEVISION, MUSIC STORES | 14 | 12 | 880 | 866 | 132 | 2 353 | 33 | 11 |
| EATING, DRINKING PLACES | | | | | | | | | |
| 58 | TOTAL | 131 | 83 | 3 539 | 2 843 | 507 | 8 836 | 296 | 146 |
| 5812 | EATING PLACES | 77 | 55 | 2 300 | 2 024 | 397 | 6 836 | 225 | 82 |
| 5813 | DRINKING PLACES (ALCOHOLIC BEVERAGES) | 54 | 28 | 1 239 | 819 | 110 | 2 000 | 71 | 64 |
| DRUG STORES, PROPRIETARY STORES | | | | | | | | | |
| 59PT(591) | TOTAL | 17 | 17 | 1 981 | 1 981 | 192 | 3 545 | 86 | 18 |
| 591 | DRUG STORES | 17 | 17 | 1 950 | 1 950 | 188 | 3 347 | 81 | 18 |
| | PROPRIETARY STORES | - | - | 31 | 31 | 4 | 198 | 5 | - |
| OTHER RETAIL STORES | | | | | | | | | |
| 59 EX.591 | TOTAL | 64 | 48 | 3 746 | 3 576 | 457 | 8 644 | 177 | 56 |
| 592 | LIQUOR STORES | 17 | 11 | 839 | 771 | 48 | 895 | 37 | 15 |
| 593 | ANTIQUe STORES, SECONOHANO STORES | 3 | 1 | (0) | (0) | (0) | (0) | (0) | (0) |
| 594 | BOOK, STATIONERY STORES | - | - | 14 | 14 | 2 | 129 | 2 | - |
| 595 | SPORTING GOODS STORES, BICYCLE SHOPS | 2 | 2 | (0) | (0) | (0) | (0) | (0) | (0) |
| 596 | FARM, GARDEN SUPPLY STORES, INCLUDING FEEO STORES | 8 | 8 | 915 | 915 | 66 | 1 231 | 25 | 8 |
| 597 | JEWELRY STORES | 7 | 7 | 366 | 366 | 50 | 968 | 23 | 5 |
| 598 | FUEL, ICE DEALERS | 6 | 4 | 866 | 856 | 208 | 3 862 | 48 | 2 |
| 599 | OTHER STORES | 21 | 15 | 623 | 567 | 72 | 1 346 | 35 | 20 |
| NONSTORE RETAILERS* | | | | | | | | | |
| 53 PART* | TOTAL | 14 | 6 | 1 405 | 1 313 | 124 | 2 439 | 37 | 10 |
| TANGIPAHOA PARISH | | | | | | | | | |
| RETAIL TRADE, TOTAL | | | | | | | | | |
| | | 505 | 363 | 61 775 | 58 513 | 5 452 | 106 873 | 1 964 | 452 |
| LUMBER, BUILDING MATERIALS, HARDWARE, FARM EQUIPMENT DEALERS | | | | | | | | | |
| 52 | TOTAL | 30 | 22 | 4 291 | 3 785 | 366 | 7 244 | 120 | 28 |
| 521 | LUMBER AND OTHER BUILDING MATERIALS DEALERS | 13 | 9 | 2 351 | 1 959 | 169 | 3 913 | 62 | 17 |
| 522-524 | HEATING, PLUMBING, PAINT, ELECTRICAL STORES | 1 | 1 | (0) | (0) | (0) | (0) | (0) | (0) |
| 5251 | HARDWARE STORES | 5 | 5 | (0) | (0) | (0) | (0) | (0) | (0) |
| 5252 | FARM EQUIPMENT DEALERS | 11 | 7 | 1 225 | 1 111 | 104 | 1 996 | 33 | 9 |
| GENERAL MERCHANDISE GROUP STORES* | | | | | | | | | |
| 53 PART* | TOTAL | 27 | 23 | 5 730 | 5 664 | 691 | 13 579 | 313 | 15 |
| 531 | DEPARTMENT STORES | 1 | 1 | (0) | (0) | (0) | (0) | (0) | (0) |
| 533 | LIMITED PRICE VARIETY STORES | 6 | 6 | (0) | (0) | (0) | (0) | (0) | (0) |
| 539 | MISCELLANEOUS GENERAL MERCHANDISE STORES | 20 | 16 | 3 483 | 3 417 | 374 | 7 206 | 159 | 14 |
| FOOD STORES | | | | | | | | | |
| 54 | TOTAL | 131 | 59 | 13 345 | 11 605 | 691 | 13 390 | 282 | 129 |
| 541 | GROCERY STORES, INCLUDING DELICATESSENS | 110 | 48 | 12 519 | 11 019 | 639 | 12 592 | 261 | 111 |
| 542 | MEAT MARKETS, FISH (SEAFOOD) MARKETS | 9 | 3 | 386 | 228 | 10 | 134 | 4 | 10 |
| 543 | FRUIT STORES, VEGETABLE MARKETS | 3 | 1 | (0) | (0) | (0) | (0) | (0) | (0) |
| 544 | CANDY, NUT, CONFECTIONERY STORES | 3 | 3 | (0) | (0) | (0) | (0) | (0) | (0) |
| 545-549 | OTHER FOOD STORES | 6 | 4 | 252 | 220 | 27 | 474 | 13 | 6 |
| AUTOMOTIVE DEALERS | | | | | | | | | |
| 55 EX.554 | TOTAL | 35 | 29 | 15 349 | 15 309 | 1 291 | 26 346 | 339 | 17 |
| GASOLINE SERVICE STATIONS | | | | | | | | | |
| 55PT(554) | TOTAL | 75 | 59 | 4 510 | 4 214 | 383 | 7 393 | 148 | 72 |

Standard Notes: - Represents zero. (D) Withheld to avoid disclosure. (NA) Not available. (X) Not applicable.
 *Nonstore retailers, part of SIC major group 53, are shown separately in this table.

TABLE 5. Parishes With 500 Establishments or More: 1963-Continued

| SIC code | Parish and kind of business | Establishments | | Sales | | Payroll, entire year (\$1,000) | Payroll, workweek ended nearest Nov. 15 (dollars) | Paid employees, workweek ended nearest Nov. 15 (number) | Active proprietors of unincorporated businesses (number) |
|--|--|----------------|-----------------------|-------------------------------------|---------------------------------------|--------------------------------|---|---|--|
| | | Total (number) | With payroll (number) | Total, all establishments (\$1,000) | Establishments with payroll (\$1,000) | | | | |
| <u>TANGIPAHOA PARISH--CONTINUED</u> | | | | | | | | | |
| APPAREL, ACCESSORY STORES | | | | | | | | | |
| 56 | TOTAL | 32 | 28 | 2 357 | 2 237 | 243 | 4 824 | 117 | 27 |
| 561,567 | MEN'S, BOYS' APPAREL STORES, CUSTOM TAILORS | 4 | 2 | (0) | (0) | (0) | (0) | (0) | (0) |
| 562-3,568 | WOMEN'S CLOTHING, SPECIALTY STORES | 11 | 9 | 445 | 429 | 32 | 677 | 19 | 12 |
| 562 | WOMEN'S READY-TO-WEAR STORES | 9 | 7 | (0) | (0) | (0) | (0) | (0) | (0) |
| 563,568 | WOMEN'S ACCESSORY, SPECIALTY STORES, FURRIERS | 2 | 2 | (0) | (0) | (0) | (0) | (0) | (0) |
| 565 | FAMILY CLOTHING STORES | 7 | 7 | 1 135 | 1 135 | 165 | 3 230 | 71 | 2 |
| 566 | SHOE STORES | 9 | 9 | 526 | 526 | 30 | 627 | 20 | 8 |
| 564,569 | OTHER APPAREL, ACCESSORY STORES | 1 | 1 | (0) | (0) | (0) | (0) | (0) | (0) |
| FURNITURE, HOME FURNISHINGS, EQUIPMENT STORES | | | | | | | | | |
| 57 | TOTAL | 17 | 15 | 1 658 | 1 564 | 220 | 4 079 | 58 | 12 |
| 571 | FURNITURE, HOME FURNISHINGS STORES | 12 | 10 | 1 237 | 1 143 | 170 | 3 300 | 44 | 11 |
| 572,573 | HOUSEHOLD APPLIANCE, RADIO, TELEVISION, MUSIC STORES | 5 | 5 | 421 | 421 | 50 | 779 | 14 | 1 |
| EATING, DRINKING PLACES | | | | | | | | | |
| 58 | TOTAL | 72 | 60 | 2 731 | 2 531 | 438 | 9 058 | 248 | 80 |
| 5812 | EATING PLACES | 53 | 45 | 2 056 | 1 928 | 391 | 7 884 | 211 | 59 |
| 5813 | DRINKING PLACES (ALCOHOLIC BEVERAGES) | 19 | 15 | 675 | 603 | 47 | 1 174 | 37 | 21 |
| DRUG STORES, PROPRIETARY STORES | | | | | | | | | |
| 59PT(591) | TOTAL | 21 | 19 | 1 606 | 1 518 | 214 | 3 236 | 66 | 19 |
| 591 | DRUG STORES | 21 | 19 | 1 606 | 1 518 | 214 | 3 236 | 66 | 19 |
| | PROPRIETARY STORES | - | - | - | - | - | - | - | - |
| OTHER RETAIL STORES | | | | | | | | | |
| 59 EX,591 | TOTAL | 58 | 46 | 8 969 | (0) | (0) | (0) | (0) | (0) |
| 592 | LIQUOR STORES | 8 | 8 | 777 | 777 | 33 | 553 | 10 | 10 |
| 593 | ANTIQUA STORES, SECONHAND STORES | 9 | 3 | 157 | 97 | 10 | 386 | 7 | 8 |
| 594 | BOOK, STATIONERY STORES | 1 | 1 | (0) | (0) | (0) | (0) | (0) | (0) |
| 595 | SPORTING GOODS STORES, BICYCLE SHOPS | 1 | 1 | (0) | (0) | (0) | (0) | (0) | (0) |
| 596 | FARM, GARDEN SUPPLY STORES, INCLUDING FEEO STORES | 13 | 13 | 5 702 | 5 702 | 339 | 6 623 | 121 | 11 |
| 597 | JEWELRY STORES | 7 | 5 | 382 | 376 | 76 | 1 303 | 18 | 4 |
| 598 | FUEL, ICE DEALERS | 8 | 8 | 1 425 | 1 425 | 290 | 5 564 | 62 | 2 |
| 599 | OTHER STORES | 11 | 7 | (0) | 333 | 48 | 781 | 23 | 11 |
| NONSTORE RETAILERS* | | | | | | | | | |
| 53 PART* | TOTAL | 7 | 3 | 1 229 | (0) | (0) | (0) | (0) | (0) |
| <u>TERREBONNE PARISH</u> | | | | | | | | | |
| RETAIL TRADE, TOTAL | | | | | | | | | |
| | | 534 | 366 | 64 468 | 60 964 | 7 124 | 134 759 | 2 223 | 488 |
| LUMBER, BUILDING MATERIALS, HARDWARE, FARM EQUIPMENT DEALERS | | | | | | | | | |
| 52 | TOTAL | 15 | 13 | 4 525 | 4 361 | 533 | 10 602 | 156 | 9 |
| 521 | LUMBER AND OTHER BUILDING MATERIALS DEALERS | 6 | 6 | 2 638 | 2 638 | 358 | 6 098 | 97 | 1 |
| 522-524 | HEATING, PLUMBING, PAINT, ELECTRICAL STORES | 3 | 3 | 212 | 212 | 25 | 383 | 5 | 2 |
| 5251 | HARDWARE STORES | 5 | 3 | (0) | (0) | (0) | (0) | (0) | (0) |
| 5252 | FARM EQUIPMENT DEALERS | 1 | 1 | (0) | (0) | (0) | (0) | (0) | (0) |
| GENERAL MERCHANDISE GROUP STORES* | | | | | | | | | |
| 53 PART* | TOTAL | 26 | 20 | 7 234 | 7 222 | 888 | 16 851 | 317 | 15 |
| 531 | DEPARTMENT STORES | 1 | 1 | (0) | (0) | (0) | (0) | (0) | (0) |
| 533 | LIMITED PRICE VARIETY STORES | 6 | 6 | (0) | (0) | (0) | (0) | (0) | (0) |
| 539 | MISCELLANEOUS GENERAL MERCHANDISE STORES | 19 | 13 | 4 680 | 4 668 | 522 | 10 195 | 162 | 12 |
| FOOD STORES | | | | | | | | | |
| 54 | TOTAL | 148 | 74 | 18 651 | 16 619 | 1 047 | 18 892 | 380 | 147 |
| 541 | GROCERY STORES, INCLUDING DELICATESSENS | 132 | 62 | 18 206 | 16 220 | 989 | 18 040 | 358 | 132 |
| 542 | MEAT MARKETS, FISH (SEAFOOD) MARKETS | 3 | 3 | 214 | 214 | 18 | 266 | 5 | 3 |
| 543 | FRUIT STORES, VEGETABLE MARKETS | 4 | - | (0) | - | - | - | - | 4 |
| 544 | CANDY, NUT, CONFECTIONERY STORES | 2 | 2 | (0) | (0) | (0) | (0) | (0) | (0) |
| 545-549 | OTHER FOOD STORES | 7 | 7 | (0) | (0) | (0) | (0) | (0) | (0) |
| AUTOMOTIVE DEALERS | | | | | | | | | |
| 55 EX,554 | TOTAL | 24 | 20 | 11 215 | 11 193 | 1 362 | 26 905 | 265 | 12 |
| GASOLINE SERVICE STATIONS | | | | | | | | | |
| 55PT(554) | TOTAL | 68 | 62 | 5 326 | 5 122 | 467 | 9 503 | 190 | 70 |
| APPAREL, ACCESSORY STORES | | | | | | | | | |
| 56 | TOTAL | 25 | 25 | 2 630 | 2 610 | 322 | 5 423 | 110 | 18 |
| 561,567 | MEN'S, BOYS' APPAREL STORES, CUSTOM TAILORS | 5 | 5 | 783 | 763 | 84 | 1 482 | 19 | 5 |
| 562-3,568 | WOMEN'S CLOTHING, SPECIALTY STORES | 7 | 7 | 920 | 920 | 112 | 1 848 | 42 | 5 |
| 562 | WOMEN'S READY-TO-WEAR STORES | 6 | 6 | (0) | (0) | (0) | (0) | (0) | (0) |
| 563,568 | WOMEN'S ACCESSORY, SPECIALTY STORES, FURRIERS | 1 | 1 | (0) | (0) | (0) | (0) | (0) | (0) |

Standard Notes: - Represents zero. (D) Withheld to avoid disclosure. (NA) Not available. (X) Not applicable.
 *Nonstore retailers, part of SIC major group 53, are shown separately in this table.

TABLE 5. Parishes With 500 Establishments or More: 1963-Continued

| SIC code | Parish and kind of business | Establishments | | Sales | | Payroll, entire year (\$1,000) | Payroll, workweek ended nearest Nov. 15 (dollars) | Paid employees, workweek ended nearest Nov. 15 (number) | Active proprietors of unincorporated businesses (number) |
|---|--|----------------|-----------------------|-------------------------------------|---------------------------------------|--------------------------------|---|---|--|
| | | Total (number) | With payroll (number) | Total, all establishments (\$1,000) | Establishments with payroll (\$1,000) | | | | |
| <u>TERREBONNE PARISH--CONTINUED</u> | | | | | | | | | |
| S65 | FAMILY CLOTHING STORES | 6 | 6 | 418 | 418 | 51 | 953 | 21 | 3 |
| S66 | SHOE STORES | 5 | 5 | (D) | (D) | (D) | (D) | (D) | (D) |
| S64, S69 | OTHER APPAREL, ACCESSORY STORES | 2 | 2 | (D) | (D) | (D) | (D) | (D) | (D) |
| FURNITURE, HOME FURNISHINGS, EQUIPMENT STORES | | | | | | | | | |
| S7 | TOTAL | 26 | 24 | 3 300 | 3 290 | 469 | 9 570 | 125 | 20 |
| S71 | FURNITURE, HOME FURNISHINGS STORES | 15 | 13 | 1 940 | 1 930 | 324 | 6 005 | 77 | 12 |
| S72, S73 | HOUSEHOLD APPLIANCE, RADIO, TELEVISION, MUSIC STORES | 11 | 11 | 1 360 | 1 360 | 145 | 3 565 | 48 | 8 |
| EATING, DRINKING PLACES | | | | | | | | | |
| S8 | TOTAL | 110 | 74 | 5 084 | 4 666 | 1 312 | 22 695 | 456 | 112 |
| S812 | EATING PLACES | 61 | 45 | 4 043 | 3 853 | 1 200 | 20 230 | 401 | 61 |
| S813 | DRINKING PLACES (ALCOHOLIC BEVERAGES) | 49 | 29 | 1 041 | 813 | 112 | 2 465 | 55 | 51 |
| DRUG STORES, PROPRIETARY STORES | | | | | | | | | |
| S9PT(S91) | TOTAL | 14 | 14 | 1 804 | 1 804 | 277 | 5 245 | 82 | 9 |
| S91 | DRUG STORES | 14 | 14 | 1 804 | 1 804 | 277 | 5 245 | 82 | 9 |
| | PROPRIETARY STORES | - | - | - | - | - | - | - | - |
| OTHER RETAIL STORES | | | | | | | | | |
| S9 EX, S91 | TOTAL | 51 | 37 | 3 052 | (D) | (D) | (D) | (D) | (D) |
| S92 | LIQUOR STORES | 8 | 8 | 656 | 656 | 50 | 1 037 | 19 | 6 |
| S93 | ANTIQUE STORES, SECONDHAND STORES | 4 | 2 | 236 | (D) | (D) | (D) | (D) | (D) |
| S94 | BOOK, STATIONERY STORES | 2 | 2 | (D) | (D) | (D) | (D) | (D) | (D) |
| S95 | SPORTING GOODS STORES, BICYCLE SHOPS | 5 | 1 | 122 | (D) | (D) | (D) | (D) | (D) |
| S96 | FARM, GARDEN SUPPLY STORES, INCLUDING FEED STORES | 2 | 2 | (D) | (D) | (D) | (D) | (D) | (D) |
| S97 | JEWELRY STORES | 7 | 7 | 557 | 557 | 59 | 1 002 | 21 | 6 |
| S98 | FUEL, ICE DEALERS | 2 | 2 | (D) | (D) | (D) | (D) | (D) | (D) |
| S99 | OTHER STORES | 21 | 13 | 818 | 600 | 84 | 1 500 | 29 | 22 |
| NONSTORE RETAILERS* | | | | | | | | | |
| S3 PART* | TOTAL | 27 | 3 | 1 647 | (D) | (D) | (D) | (D) | (D) |

Standard Notes: - Represents zero. (D) Withheld to avoid disclosure. (NA) Not available. (X) Not applicable.
 *Nonstore retailers, part of SIC major group 53, are shown separately in this table.

TABLE 6. Cities With 500 Establishments or More: 1963

| SIC code | City and kind of business | Establishments | | Sales | | Payroll, entire year (\$1,000) | Payroll, workweek ended nearest Nov. 15 (dollars) | Paid employees, workweek ended nearest Nov. 15 (number) | Active proprietors of unincorporated businesses (number) |
|--------------------|--|----------------|-----------------------|-------------------------------------|---------------------------------------|--------------------------------|---|---|--|
| | | Total (number) | With payroll (number) | Total, all establishments (\$1,000) | Establishments with payroll (\$1,000) | | | | |
| BATON ROUGE | | | | | | | | | |
| | RETAIL TRADE, TOTAL | 1 285 | 1 055 | 284 226 | 279 894 | 32 427 | 624 459 | 10 061 | 984 |
| | LUMBER, BUILDING MATERIALS, HARDWARE, FARM EQUIPMENT DEALERS | | | | | | | | |
| 52 | TOTAL | 65 | 59 | 12 202 | 12 142 | 1 594 | 32 966 | 340 | 47 |
| 521 | LUMBER AND OTHER BUILDING MATERIALS DEALERS | 30 | 30 | 7 691 | 7 691 | 922 | 17 188 | 206 | 17 |
| 522-524 | HEATING, PLUMBING, PAINT, ELECTRICAL STORES | 15 | 15 | (D) | (D) | (D) | (D) | (D) | (D) |
| 5251 | HARDWARE STORES | 15 | 9 | 648 | 588 | 59 | 1 805 | 22 | 16 |
| 5252 | FARM EQUIPMENT DEALERS | 5 | 5 | (D) | (D) | (D) | (D) | (D) | (D) |
| | GENERAL MERCHANDISE GROUP STORES* | | | | | | | | |
| 53 PART* | TOTAL | 47 | 45 | 54 965 | 54 893 | 7 977 | 160 678 | 2 762 | 8 |
| 531 | DEPARTMENT STORES | 14 | 14 | 46 670 | 46 670 | 6 831 | 140 778 | 2 298 | 1 |
| 533 | LIMITED PRICE VARIETY STORES | 19 | 17 | 5 119 | 5 069 | 798 | 14 475 | 350 | 3 |
| 539 | MISCELLANEOUS GENERAL MERCHANDISE STORES | 14 | 14 | 3 176 | 3 154 | 348 | 5 425 | 114 | 4 |
| | FOOD STORES | | | | | | | | |
| 54 | TOTAL | 203 | 155 | 63 665 | 62 251 | 3 895 | 75 170 | 1 332 | 167 |
| 541 | GROCERY STORES, INCLUDING DELICATESSENS | 168 | 128 | 59 133 | 58 005 | 3 452 | 66 839 | 1 184 | 138 |
| 542 | MEAT MARKETS, FISH (SEAFOOD) MARKETS | 17 | 11 | (D) | (D) | (D) | (D) | (D) | (D) |
| 543 | FRUIT STORES, VEGETABLE MARKETS | 1 | 1 | (D) | (D) | (D) | (D) | (D) | (D) |
| 544 | CANDY, NUT, CONFECTIONERY STORES | 9 | 7 | 220 | 216 | 32 | 648 | 20 | 3 |
| 545-549 | OTHER FOOD STORES | 8 | 8 | (D) | (D) | (D) | (D) | (D) | (D) |
| | AUTOMOTIVE DEALERS | | | | | | | | |
| 55 EX.554 | TOTAL | 87 | 65 | 62 392 | 61 844 | 6 215 | 111 696 | 1 087 | 55 |
| | GASOLINE SERVICE STATIONS | | | | | | | | |
| 55PT(554) | TOTAL | 191 | 169 | 18 680 | 17 984 | 1 745 | 34 275 | 626 | 165 |
| | APPAREL, ACCESSORY STORES | | | | | | | | |
| 56 | TOTAL | 114 | 112 | 14 434 | 14 378 | 1 951 | 37 013 | 703 | 56 |
| 561,567 | MEN'S, BOYS' APPAREL STORES, CUSTOM TAILORS | 16 | 16 | 2 692 | 2 692 | 372 | 6 881 | 115 | 10 |
| 562-3,568 | WOMEN'S CLOTHING, SPECIALTY STORES | 46 | 46 | (D) | (D) | (D) | (D) | (D) | (D) |
| 562 | WOMEN'S READY-TO-WEAR STORES | 36 | 36 | (D) | (D) | (D) | (D) | (D) | (D) |
| 563,568 | WOMEN'S ACCESSORY, SPECIALTY STORES, FURRIERS | 10 | 10 | 537 | 537 | 81 | 1 617 | 35 | 4 |
| 565 | FAMILY CLOTHING STORES | 14 | 12 | (D) | (D) | (D) | (D) | (D) | (D) |
| 566 | SHOE STORES | 34 | 34 | 3 554 | 3 554 | 517 | 9 978 | 158 | 13 |
| 564,569 | OTHER APPAREL, ACCESSORY STORES | 4 | 4 | 239 | 231 | 27 | 512 | 11 | 1 |
| | FURNITURE, HOME FURNISHINGS, EQUIPMENT STORES | | | | | | | | |
| 57 | TOTAL | 76 | 64 | 13 339 | 13 229 | 2 106 | 35 550 | 477 | 51 |
| 571 | FURNITURE, HOME FURNISHINGS STORES | 41 | 31 | (D) | (D) | (D) | (D) | (D) | (D) |
| 572,573 | HOUSEHOLD APPLIANCE, RADIO, TELEVISION, MUSIC STORES | 35 | 33 | (D) | (D) | (D) | (D) | (D) | (D) |
| | EATING, DRINKING PLACES | | | | | | | | |
| 58 | TOTAL | 227 | 179 | 15 353 | 14 839 | 3 485 | 72 443 | 1 664 | 211 |
| 5812 | EATING PLACES | 151 | 129 | 12 876 | 12 674 | 3 213 | 66 558 | 1 526 | 132 |
| 5813 | DRINKING PLACES (ALCOHOLIC BEVERAGES) | 76 | 50 | 2 477 | 2 165 | 272 | 5 885 | 138 | 79 |
| | DRUG STORES, PROPRIETARY STORES | | | | | | | | |
| 59PT(591) | TOTAL | 50 | 48 | 8 240 | 8 232 | 1 058 | 19 675 | 393 | 39 |
| 591 (| DRUG STORES | 47 | 45 | (D) | (D) | (D) | (D) | (D) | (D) |
| (| PROPRIETARY STORES | 3 | 3 | (D) | (D) | (D) | (D) | (D) | (D) |
| | OTHER RETAIL STORES | | | | | | | | |
| 59 EX.591 | TOTAL | 178 | 144 | 17 117 | 16 477 | 1 945 | 36 350 | 554 | 143 |
| 592 | LIQUOR STORES | 41 | 31 | 2 924 | 2 588 | 189 | 3 925 | 63 | 34 |
| 593 | ANTIQUA STORES, SECONDHAND STORES | 14 | 14 | 779 | 779 | 109 | 2 584 | 39 | 11 |
| 594 | BOOK, STATIONERY STORES | 9 | 9 | 1 699 | 1 699 | 174 | 3 396 | 54 | 8 |
| 595 | SPORTING GOODS STORES, BICYCLE SHOPS | 10 | 10 | 814 | 814 | 110 | 2 222 | 31 | 5 |
| 596 | FARM, GARDEN SUPPLY STORES, INCLUDING FEED STORES | 8 | 6 | 993 | 973 | 85 | 1 337 | 19 | 5 |
| 597 | JEWELRY STORES | 18 | 14 | 2 225 | 2 191 | 351 | 6 249 | 95 | 10 |
| 598 | FUEL, ICE DEALERS | 5 | 3 | (D) | (D) | (D) | (D) | (D) | (D) |
| 599 | OTHER STORES | 73 | 57 | (D) | (D) | (D) | (D) | (D) | (D) |
| | NONSTORE RETAILERS* | | | | | | | | |
| 53 PART* | TOTAL | 47 | 15 | 3 839 | 3 625 | 456 | 8 643 | 123 | 42 |

Standard Notes: - Represents zero. (D) Withheld to avoid disclosure. (NA) Not available. (X) Not applicable.
 *Nonstore retailers, part of SIC major group 53, are shown separately in this table.

TABLE 6. Cities With 500 Establishments or More: 1963-Continued

| SIC code | City and kind of business | Establishments | | Sales | | Payroll, entire year (\$1,000) | Payroll, workweek ended nearest Nov. 15 (dollars) | Paid employees, workweek ended nearest Nov. 15 (number) | Active proprietors of unincorporated businesses (number) |
|------------|--|----------------|-----------------------|-------------------------------------|---------------------------------------|--------------------------------|---|---|--|
| | | Total (number) | With payroll (number) | Total, all establishments (\$1,000) | Establishments with payroll (\$1,000) | | | | |
| | <u>LAFAYETTE</u> | | | | | | | | |
| | RETAIL TRADE, TOTAL | 556 | 438 | 95 119 | 92 881 | 10 907 | 210 883 | 3 477 | 451 |
| | LUMBER, BUILDING MATERIALS, HARDWARE, FARM EQUIPMENT DEALERS | | | | | | | | |
| | TOTAL | 16 | 14 | 3 457 | 3 427 | 482 | 8 066 | 99 | 10 |
| 52 | LUMBER AND OTHER BUILDING MATERIALS DEALERS | 7 | 7 | 2 340 | 2 340 | 303 | 4 898 | 58 | 4 |
| 522-524 | HEATING, PLUMBING, PAINT, ELECTRICAL STORES | 6 | 4 | 399 | 369 | 76 | 1 350 | 12 | 4 |
| 5251 | HARDWARE STORES | 3 | 3 | 718 | 718 | 103 | 1 818 | 29 | 2 |
| 5252 | FARM EQUIPMENT DEALERS | - | - | - | - | - | - | - | - |
| | GENERAL MERCHANDISE GROUP STORES* | | | | | | | | |
| | TOTAL | 19 | 17 | 14 387 | 14 365 | 1 999 | 40 204 | 689 | 7 |
| 53 PART* | DEPARTMENT STORES | 2 | 2 | (0) | (0) | (0) | (0) | (0) | (0) |
| 533 | LIMITED PRICE VARIETY STORES | 8 | 8 | 1 863 | 1 863 | 317 | 5 848 | 142 | 1 |
| 539 | MISCELLANEOUS GENERAL MERCHANDISE STORES | 9 | 7 | (0) | (0) | (0) | (0) | (0) | (0) |
| | FOOD STORES | | | | | | | | |
| | TOTAL | 83 | 39 | 14 798 | 13 770 | 844 | 16 408 | 311 | 77 |
| 541 | GROCERY STORES, INCLUDING DELICATESSENS | 79 | 35 | 14 489 | 13 461 | 788 | 15 195 | 282 | 73 |
| 542 | MEAT MARKETS, FISH (SEAFOOD) MARKETS | 2 | 2 | (0) | (0) | (0) | (0) | (0) | (0) |
| 543 | FRUIT STORES, VEGETABLE MARKETS | - | - | - | - | - | - | - | - |
| 544 | CANDY, NUT, CONFECTIONERY STORES | - | - | - | - | - | - | - | - |
| 545-549 | OTHER FOOD STORES | 2 | 2 | (0) | (0) | (0) | (0) | (0) | (0) |
| | AUTOMOTIVE DEALERS | | | | | | | | |
| 55 EX.554 | TOTAL | 27 | 21 | 23 653 | (0) | (0) | (0) | (0) | (0) |
| | GASOLINE SERVICE STATIONS | | | | | | | | |
| 55PT (554) | TOTAL | 77 | 69 | 6 711 | 6 447 | 580 | 10 883 | 229 | 71 |
| | APPAREL, ACCESSORY STORES | | | | | | | | |
| | TOTAL | 54 | 44 | 9 202 | (0) | (0) | (0) | (0) | (0) |
| 561-567 | MEN'S, BOYS' APPAREL STORES, CUSTOM TAILORS | 8 | 6 | 717 | 701 | 91 | 1 596 | 34 | 6 |
| 562-3,568 | WOMEN'S CLOTHING, SPECIALTY STORES | 17 | 17 | (0) | (0) | (0) | (0) | (0) | (0) |
| 562 | WOMEN'S READY-TO-WEAR STORES | 14 | 14 | 2 903 | 2 903 | 338 | 5 911 | 126 | 11 |
| 563-568 | WOMEN'S ACCESSORY, SPECIALTY STORES, FURRIERS | 3 | 3 | (0) | (0) | (0) | (0) | (0) | (0) |
| 565 | FAMILY CLOTHING STORES | 18 | 10 | 4 606 | 4 350 | 563 | 11 003 | 181 | 11 |
| 566 | SHOE STORES | 10 | 10 | 850 | 850 | 126 | 2 388 | 37 | 5 |
| 564,569 | OTHER APPAREL, ACCESSORY STORES | 1 | 1 | (0) | (0) | (0) | (0) | (0) | (0) |
| | FURNITURE, HOME FURNISHINGS, EQUIPMENT STORES | | | | | | | | |
| | TOTAL | 28 | 26 | 5 084 | 5 076 | 770 | 14 866 | 179 | 12 |
| 571 | FURNITURE, HOME FURNISHINGS STORES | 17 | 15 | 3 092 | 3 084 | 449 | 9 115 | 104 | 7 |
| 572,573 | HOUSEHOLD APPLIANCE, RADIO, TELEVISION, MUSIC STORES | 11 | 11 | 1 992 | 1 992 | 321 | 5 751 | 75 | 5 |
| | EATING, DRINKING PLACES | | | | | | | | |
| | TOTAL | 134 | 116 | 6 683 | 6 441 | 1 602 | 25 885 | 675 | 116 |
| 5812 | EATING PLACES | 95 | 87 | 5 606 | 5 494 | 1 458 | 22 525 | 597 | 80 |
| 5813 | DRINKING PLACES (ALCOHOLIC BEVERAGES) | 39 | 29 | 1 077 | 947 | 144 | 3 360 | 78 | 36 |
| | DRUG STORES, PROPRIETARY STORES | | | | | | | | |
| 59PT (591) | TOTAL | 28 | 22 | 2 808 | 2 772 | 325 | 6 944 | 125 | 29 |
| 591 | DRUG STORES | 26 | 22 | 2 800 | 2 772 | 325 | 6 944 | 125 | 27 |
| | PROPRIETARY STORES | 2 | - | 8 | - | - | - | - | 2 |
| | OTHER RETAIL STORES | | | | | | | | |
| 59 EX.591 | TOTAL | 76 | 60 | 6 938 | 6 712 | 647 | 14 877 | 205 | 68 |
| 592 | LIQUOR STORES | 11 | 7 | 390 | 278 | 19 | 451 | 11 | 10 |
| 593 | ANTIQUES STORES, SECONDHAND STORES | 6 | 4 | (0) | (0) | (0) | (0) | (0) | (0) |
| 594 | BOOK, STATIONERY STORES | 4 | 4 | (0) | (0) | (0) | (0) | (0) | (0) |
| 595 | SPORTING GOODS STORES, BICYCLE SHOPS | 5 | 5 | (0) | (0) | (0) | (0) | (0) | (0) |
| 596 | FARM, GARDEN SUPPLY STORES, INCLUDING FEEO STORES | 4 | 4 | 811 | 811 | 67 | 2 118 | 31 | 3 |
| 597 | JEWELRY STORES | 10 | 10 | 997 | 997 | 117 | 2 063 | 33 | 5 |
| 598 | FUEL, ICE DEALERS | 3 | 3 | (0) | (0) | (0) | (0) | (0) | (0) |
| 599 | OTHER STORES | 33 | 23 | 2 485 | 2 411 | 158 | 2 880 | 54 | 31 |
| | NONSTORE RETAILERS* | | | | | | | | |
| 53 PART* | TOTAL | 14 | 10 | 1 398 | (0) | (0) | (0) | (0) | (0) |

Standard Notes: - Represents zero. (0) Withheld to avoid disclosure. (NA) Not available. (X) Not applicable.
 *Nonstore retailers, part of SIC major group 53, are shown separately in this table.

TABLE 6. Cities With 500 Establishments or More: 1963-Continued

| SIC code | City and kind of business | Establishments | | Sales | | Payroll, entire year (\$1,000) | Payroll, workweek ended nearest Nov. 15 (dollars) | Paid employees, workweek ended nearest Nov. 15 (number) | Active proprietors of unincorporated businesses (number) |
|-----------|--|----------------|-----------------------|-------------------------------------|---------------------------------------|--------------------------------|---|---|--|
| | | Total (number) | With payroll (number) | Total, all establishments (\$1,000) | Establishments with payroll (\$1,000) | | | | |
| | <u>LAKE CHARLES</u> | | | | | | | | |
| | RETAIL TRADE, TOTAL | 581 | 475 | 100 412 | 97 360 | 10 985 | 214 371 | 3 346 | 441 |
| | LUMBER, BUILDING MATERIALS; HARDWARE, FARM EQUIPMENT DEALERS | | | | | | | | |
| | TOTAL | 42 | 32 | 6 219 | 5 791 | 931 | 21 540 | 251 | 25 |
| 52 | LUMBER AND OTHER BUILDING MATERIALS DEALERS | 18 | 16 | 3 818 | 3 488 | 630 | 14 665 | 166 | 8 |
| 522-524 | HEATING, PLUMBING, PAINT, ELECTRICAL STORES | 10 | 10 | (D) | (D) | (D) | (D) | (D) | (D) |
| 5251 | HARDWARE STORES | 9 | 3 | (D) | (D) | (D) | (D) | (D) | (D) |
| 5252 | FARM EQUIPMENT DEALERS | 5 | 3 | 1 047 | (D) | (D) | (D) | (D) | (D) |
| | GENERAL MERCHANDISE GROUP STORES* | | | | | | | | |
| | TOTAL | 21 | 21 | 16 169 | 16 169 | 2 415 | 48 204 | 810 | 6 |
| 53 PART* | DEPARTMENT STORES | 4 | 4 | 11 164 | 11 164 | 1 802 | 35 757 | 583 | - |
| 533 | LIMITED PRICE VARIETY STORES | 6 | 6 | 1 675 | 1 675 | 289 | 5 041 | 121 | - |
| 539 | MISCELLANEOUS GENERAL MERCHANDISE STORES | 11 | 11 | 3 330 | 3 330 | 324 | 7 406 | 106 | 6 |
| | FOOD STORES | | | | | | | | |
| | TOTAL | 94 | 68 | 22 193 | 21 261 | 1 558 | 29 748 | 469 | 67 |
| 54 | GROCERY STORES, INCLUDING DELICATESSENS | 69 | 51 | 17 558 | 16 684 | 1 162 | 23 478 | 358 | 49 |
| 541 | MEAT MARKETS, FISH (SEAFOOD) MARKETS | 6 | 4 | 646 | (D) | (D) | (D) | (D) | (D) |
| 542 | FRUIT STORES, VEGETABLE MARKETS | 6 | 6 | (D) | (D) | (D) | (D) | (D) | (D) |
| 543 | CANDY, NUT, CONFECTIONERY STORES | 5 | 1 | (D) | (D) | (D) | (D) | (D) | (D) |
| 544 | OTHER FOOD STORES | 8 | 6 | (D) | (D) | (D) | (D) | (D) | (D) |
| 545-549 | | | | | | | | | |
| | AUTOMOTIVE DEALERS | | | | | | | | |
| | TOTAL | 39 | 35 | 23 701 | 23 665 | 1 892 | 34 535 | 431 | 30 |
| 55 EX-554 | GASOLINE SERVICE STATIONS | | | | | | | | |
| | TOTAL | 78 | 72 | 5 889 | 5 723 | 592 | 11 921 | 232 | 72 |
| 55PT(554) | APPAREL, ACCESSORY STORES | | | | | | | | |
| | TOTAL | 51 | 47 | 6 154 | 5 826 | 780 | 14 584 | 265 | 26 |
| 56 | MEN'S, BOYS' APPAREL STORES, CUSTOM TAILORS | 11 | 9 | 1 319 | 1 089 | 171 | 3 130 | 38 | 6 |
| 561,567 | WOMEN'S CLOTHING, SPECIALTY STORES | 17 | 17 | 2 613 | 2 613 | 314 | 5 666 | 129 | 9 |
| 562-3,568 | WOMEN'S READY-TO-WEAR STORES | 15 | 15 | (D) | (D) | (D) | (D) | (D) | (D) |
| 562 | WOMEN'S ACCESSORY, SPECIALTY STORES, FURRIERS | 2 | 2 | (D) | (D) | (D) | (D) | (D) | (D) |
| 563,568 | FAMILY CLOTHING STORES | 11 | 9 | (D) | (D) | (D) | (D) | (D) | (D) |
| 565 | SHOE STORES | 11 | 11 | 1 191 | 1 187 | 166 | 3 353 | 49 | 4 |
| 566 | OTHER APPAREL, ACCESSORY STORES | 1 | 1 | (D) | (D) | (D) | (D) | (D) | (D) |
| 564,569 | | | | | | | | | |
| | FURNITURE, HOME FURNISHINGS, EQUIPMENT STORES | | | | | | | | |
| | TOTAL | 37 | 35 | 4 331 | 4 305 | 747 | 16 093 | 168 | 21 |
| 57 | FURNITURE, HOME FURNISHINGS STORES | 13 | 13 | 2 135 | 2 135 | 378 | 8 984 | 81 | 6 |
| 571 | HOUSEHOLD APPLIANCE, RADIO, TELEVISION, MUSIC STORES | 24 | 22 | 2 196 | 2 170 | 369 | 7 109 | 87 | 15 |
| 572,573 | | | | | | | | | |
| | EATING, DRINKING PLACES | | | | | | | | |
| | TOTAL | 94 | 80 | 3 306 | 3 248 | 650 | 12 156 | 355 | 98 |
| 58 | EATING PLACES | 68 | 60 | 2 648 | 2 616 | 575 | 10 654 | 307 | 72 |
| 5812 | DRINKING PLACES (ALCOHOLIC BEVERAGES) | 26 | 20 | 658 | 632 | 75 | 1 502 | 48 | 26 |
| 5813 | | | | | | | | | |
| | DRUG STORES, PROPRIETARY STORES | | | | | | | | |
| | TOTAL | 23 | 23 | 3 962 | 3 962 | 555 | 9 313 | 139 | 9 |
| 59PT(591) | DRUG STORES | 21 | 21 | (D) | (D) | (D) | (D) | (D) | (D) |
| 591 | PROPRIETARY STORES | 2 | 2 | (D) | (D) | (D) | (D) | (D) | (D) |
| | OTHER RETAIL STORES | | | | | | | | |
| | TOTAL | 82 | 54 | 7 162 | (D) | (D) | (D) | (D) | (D) |
| 59 EX-591 | LIQUOR STORES | 28 | 6 | 1 242 | (D) | (D) | (D) | (D) | (D) |
| 592 | ANTIQUA STORES, SECONDHAND STORES | 10 | 8 | (D) | (D) | (D) | (D) | (D) | (D) |
| 593 | BOOK, STATIONERY STORES | 3 | 3 | (D) | (D) | (D) | (D) | (D) | (D) |
| 594 | SPORTING GOODS STORES, BICYCLE SHOPS | 2 | 2 | (D) | (D) | (D) | (D) | (D) | (D) |
| 595 | FARM, GARDEN SUPPLY STORES, INCLUDING FEED STORES | 5 | 5 | 752 | 752 | 63 | 818 | 15 | 2 |
| 596 | JEWELRY STORES | 5 | 5 | 982 | 982 | 159 | 2 328 | 39 | 1 |
| 597 | FUEL, ICE DEALERS | 4 | 2 | 212 | (D) | (D) | (D) | (D) | (D) |
| 598 | OTHER STORES | 25 | 23 | 2 865 | 2 845 | 264 | 4 722 | 77 | 25 |
| 599 | | | | | | | | | |
| | NONSTORE RETAILERS* | | | | | | | | |
| 53 PART* | TOTAL | 20 | 8 | 1 326 | (D) | (D) | (D) | (D) | (D) |

Standard Notes: - Represents zero. (D) Withheld to avoid disclosure. (NA) Not available. (X) Not applicable.
 *Nonstore retailers, part of SIC major group 53, are shown separately in this table.

TABLE 6. Cities With 500 Establishments or More: 1963-Continued

| SIC code | City and kind of business | Establishments | | Sales | | Payroll, entire year (\$1,000) | Payroll, workweek ended nearest Nov. 15 (dollars) | Paid employees, workweek ended nearest Nov. 15 (number) | Active proprietors of unincorporated businesses (number) |
|--|--|----------------|-----------------------|-------------------------------------|---------------------------------------|--------------------------------|---|---|--|
| | | Total (number) | With payroll (number) | Total, all establishments (\$1,000) | Establishments with payroll (\$1,000) | | | | |
| <u>MONROE</u> | | | | | | | | | |
| | RETAIL TRADE, TOTAL | 579 | 479 | 110 984 | 109 200 | 12 281 | 248 891 | 3 733 | 473 |
| | LUMBER, BUILDING MATERIALS; HARWARE, FARM EQUIPMENT DEALERS | | | | | | | | |
| S2 | TOTAL | 16 | 16 | 7 289 | 7 289 | 974 | 19 644 | 194 | 7 |
| S21 | LUMBER AND OTHER BUILDING MATERIALS DEALERS | 5 | 5 | 3 292 | 3 292 | 445 | 9 152 | 91 | - |
| S22-S24 | HEATING, PLUMBING, PAINT, ELECTRICAL STORES | 4 | 4 | (0) | (0) | (0) | (0) | (0) | (0) |
| S251 | HARWARE STORES | 3 | 3 | (0) | (0) | (0) | (0) | (0) | (0) |
| S252 | FARM EQUIPMENT DEALERS | 4 | 4 | 2 656 | 2 656 | 308 | 5 992 | 57 | 4 |
| | GENERAL MERCHANOISE GROUP STORES* | | | | | | | | |
| S3 PART* | TOTAL | 27 | 25 | 21 114 | 21 094 | 2 794 | 56 081 | 882 | 8 |
| S31 | DEPARTMENT STORES | 4 | 4 | 12 419 | 12 419 | 1 987 | 38 814 | 556 | - |
| S33 | LIMITED PRICE VARIETY STORES | 12 | 10 | 2 108 | 2 088 | 310 | 7 288 | 143 | 3 |
| S39 | MISCELLANEOUS GENERAL MERCHANOISE STORES | 11 | 11 | 6 587 | 6 587 | 497 | 9 979 | 183 | 5 |
| | FOOD STORES | | | | | | | | |
| S4 | TOTAL | 90 | 64 | 17 105 | 16 675 | 1 091 | 21 777 | 377 | 74 |
| S41 | GROCERY STORES, INCLUDING DELICATESSENS | 79 | 53 | 16 804 | 16 374 | 1 038 | 20 752 | 353 | 66 |
| S42 | MEAT MARKETS, FISH (SEAFOOD) MARKETS | 2 | 2 | (0) | (0) | (0) | (0) | (0) | (0) |
| S43 | FRUIT STORES, VEGETABLE MARKETS | - | - | - | - | - | - | - | - |
| S44 | CANDY, NUT, CONFECTIONERY STORES | 3 | 3 | (0) | (0) | (0) | (0) | (0) | (0) |
| S45-S49 | OTHER FOOD STORES | 6 | 6 | 193 | 193 | 39 | 768 | 16 | 5 |
| | AUTOMOTIVE DEALERS | | | | | | | | |
| S5 EX, S54 | TOTAL | 37 | 33 | 27 843 | 27 717 | 2 506 | 50 207 | 501 | 23 |
| | GASOLINE SERVICE STATIONS | | | | | | | | |
| S5PT (S54) | TOTAL | 76 | 70 | 5 719 | 5 505 | 560 | 11 358 | 211 | 72 |
| | APPAREL, ACCESSORY STORES | | | | | | | | |
| S6 | TOTAL | 64 | 58 | 9 199 | 9 137 | 1 256 | 28 362 | 493 | 33 |
| S61, S67 | MEN'S, BOYS' APPAREL STORES, CUSTOM TAILORS | 11 | 11 | 1 722 | 1 722 | 240 | 3 802 | 65 | 8 |
| S62-S, S68 | WOMEN'S CLOTHING, SPECIALTY STORES | 21 | 19 | 4 151 | 4 115 | 598 | 16 063 | 261 | 7 |
| S62 | WOMEN'S READY-TO-WEAR STORES | 16 | 16 | 3 883 | 3 883 | 545 | 14 886 | 238 | 5 |
| S63, S68 | WOMEN'S ACCESSORY, SPECIALTY STORES, FURRIERS | 5 | 3 | 268 | 232 | 53 | 1 177 | 23 | 2 |
| S65 | FAMILY CLOTHING STORES | 11 | 9 | 1 180 | 1 162 | 130 | 2 848 | 60 | 9 |
| S66 | SHOE STORES | 13 | 11 | 1 273 | 1 265 | 187 | 3 611 | 66 | 7 |
| S64, S69 | OTHER APPAREL, ACCESSORY STORES | 8 | 8 | 873 | 873 | 101 | 2 038 | 41 | 2 |
| | FURNITURE, HOME FURNISHINGS, EQUIPMENT STORES | | | | | | | | |
| S7 | TOTAL | 43 | 39 | 7 962 | 7 820 | 947 | 17 219 | 251 | 33 |
| S71 | FURNITURE, HOME FURNISHINGS STORES | 27 | 23 | 4 698 | 4 674 | 576 | 11 037 | 174 | 23 |
| S72, S73 | HOUSEHOLD APPLIANCE, RADIO, TELEVISION, MUSIC STORES | 16 | 16 | 3 264 | 3 146 | 371 | 6 182 | 77 | 10 |
| | EATING, DRINKING PLACES | | | | | | | | |
| S8 | TOTAL | 88 | 78 | 4 187 | 4 003 | 810 | 17 579 | 409 | 90 |
| S812 | EATING PLACES | 67 | 63 | 3 251 | 3 225 | 710 | 15 880 | 360 | 66 |
| S813 | DRINKING PLACES (ALCOHOLIC BEVERAGES) | 21 | 15 | 936 | 778 | 100 | 1 699 | 49 | 24 |
| | DRUG STORES, PROPRIETARY STORES | | | | | | | | |
| S9PT (S91) | TOTAL | 28 | 26 | 3 651 | 3 619 | 473 | 10 366 | 156 | 22 |
| S91 (| DRUG STORES | 28 | 26 | 3 651 | 3 619 | 473 | 10 366 | 156 | 22 |
| (| PROPRIETARY STORES | - | - | - | - | - | - | - | - |
| | OTHER RETAIL STORES | | | | | | | | |
| S9 EX, S91 | TOTAL | 90 | 66 | 5 868 | (0) | (0) | (0) | (0) | (0) |
| S92 | LIQUOR STORES | 19 | 15 | 1 186 | 1 168 | 74 | 1 913 | 32 | 22 |
| S93 | ANTIQUA STORES, SECONOHAND STORES | 9 | 5 | 166 | 142 | 30 | 601 | 13 | 9 |
| S94 | BOOK, STATIONERY STORES | 3 | 3 | (0) | (0) | (0) | (0) | (0) | (0) |
| S95 | SPORTING GOODS STORES, BICYCLE SHOPS | 8 | 6 | 525 | 437 | 46 | 805 | 16 | 10 |
| S96 | FARM, GARDEN SUPPLY STORES, INCLUDING FEEO STORES | 3 | 3 | (0) | (0) | (0) | (0) | (0) | (0) |
| S97 | JEWELRY STORES | 8 | 6 | (0) | (0) | (0) | (0) | (0) | (0) |
| S98 | FUEL, ICE DEALERS | 4 | 2 | 96 | (0) | (0) | (0) | (0) | (0) |
| S99 | OTHER STORES | 36 | 26 | 1 321 | 1 163 | 181 | 3 172 | 64 | 34 |
| | NONSTORE RETAILERS* | | | | | | | | |
| S3 PART* | TOTAL | 20 | 4 | 1 047 | (0) | (0) | (0) | (0) | (0) |
| <u>NEW ORLEANS</u> (COEXTENSIVE WITH ORLEANS PARISH, SEE TABLE 5) | | | | | | | | | |

Standard Notes: - Represents zero. (D) Withheld to avoid disclosure. (NA) Not available. (X) Not applicable.
*Nonstore retailers, part of SIC major group 53, are shown separately in this table.

TABLE 6. Cities With 500 Establishments or More: 1963-Continued

| SIC code | City and kind of business | Establishments | | Sales | | Payroll, entire year (\$1,000) | Payroll, workweek ended nearest Nov. 15 (dollars) | Paid employees, workweek ended nearest Nov. 15 (number) | Active proprietors of unincorporated businesses (number) |
|-----------|--|----------------|-----------------------|-------------------------------------|---------------------------------------|--------------------------------|---|---|--|
| | | Total (number) | With payroll (number) | Total, all establishments (\$1,000) | Establishments with payroll (\$1,000) | | | | |
| | <u>SHREVEPORT</u> | | | | | | | | |
| | RETAIL TRADE TOTAL | 1 404 | 1 174 | 259 616 | 254 726 | 31 175 | 602 532 | 10 001 | 1 111 |
| | LUMBER, BUILDING MATERIALS; HARDWARE; FARM EQUIPMENT DEALERS | | | | | | | | |
| | TOTAL | 61 | 57 | 13 934 | 13 786 | 2 136 | 40 166 | 483 | 30 |
| 52 | LUMBER AND OTHER BUILDING MATERIALS DEALERS | 23 | 21 | 7 385 | 7 279 | 1 136 | 20 169 | 253 | 14 |
| 522-524 | HEATING, PLUMBING, PAINT, ELECTRICAL STORES | 19 | 19 | 3 306 | 3 306 | 529 | 10 376 | 115 | 5 |
| 5251 | HARDWARE STORES | 15 | 13 | (0) | (0) | (0) | (0) | (0) | (0) |
| 5252 | FARM EQUIPMENT DEALERS | 4 | 4 | (0) | (0) | (0) | (0) | (0) | (0) |
| | GENERAL MERCHANDISE GROUP STORES* | | | | | | | | |
| | TOTAL | 50 | 46 | 33 850 | 33 824 | 4 810 | 96 695 | 1 825 | 20 |
| 53 PART* | DEPARTMENT STORES | 6 | 6 | 27 231 | 27 231 | 3 718 | 76 289 | 1 375 | - |
| 533 | LIMITED PRICE VARIETY STORES | 19 | 19 | 3 936 | 3 936 | 645 | 11 556 | 287 | 2 |
| 539 | MISCELLANEOUS GENERAL MERCHANDISE STORES | 25 | 21 | 2 683 | 2 657 | 447 | 8 850 | 163 | 18 |
| | FOOD STORES | | | | | | | | |
| | TOTAL | 257 | 175 | 55 574 | 53 572 | 4 161 | 78 621 | 1 376 | 213 |
| 541 | GROCERY STORES, INCLUDING DELICATESSENS | 227 | 157 | 54 081 | 52 311 | 3 929 | 73 904 | 1 287 | 186 |
| 542 | MEAT MARKETS; FISH (SEAFOOD) MARKETS | 13 | 7 | 807 | (0) | (0) | (0) | (0) | (0) |
| 543 | FRUIT STORES; VEGETABLE MARKETS | - | - | - | - | - | - | - | - |
| 544 | CANDY, NUT, CONFECTIONERY STORES | 9 | 5 | 239 | (0) | (0) | (0) | (0) | (0) |
| 545-549 | OTHER FOOD STORES | 8 | 6 | 447 | 433 | 148 | 3 410 | 61 | 8 |
| | AUTOMOTIVE DEALERS | | | | | | | | |
| 55 EX.554 | TOTAL | 74 | 60 | 55 032 | 54 808 | 5 209 | 96 840 | 963 | 50 |
| | GASOLINE SERVICE STATIONS | | | | | | | | |
| 55PT(554) | TOTAL | 197 | 179 | 17 076 | 16 654 | 1 649 | 33 747 | 630 | 171 |
| | APPAREL, ACCESSORY STORES | | | | | | | | |
| | TOTAL | 148 | 138 | 24 974 | 24 812 | 3 930 | 71 265 | 1 309 | 77 |
| 561,567 | MEN'S, BOYS' APPAREL STORES; CUSTOM TAILORS | 20 | 20 | (0) | (0) | (0) | (0) | (0) | (0) |
| 562-3,568 | WOMEN'S CLOTHING, SPECIALTY STORES | 69 | 61 | 10 223 | 10 105 | 1 517 | 28 838 | 583 | 30 |
| 562 | WOMEN'S READY-TO-WEAR STORES | 46 | 40 | (0) | (0) | (0) | (0) | (0) | (0) |
| 563,568 | WOMEN'S ACCESSORY, SPECIALTY STORES; FURRIERS | 23 | 21 | (0) | (0) | (0) | (0) | (0) | (0) |
| 565 | FAMILY CLOTHING STORES | 20 | 18 | 8 875 | 8 847 | 1 469 | 26 341 | 461 | 11 |
| 566 | SHOE STORES | 32 | 32 | (0) | (0) | (0) | (0) | (0) | (0) |
| 564,569 | OTHER APPAREL, ACCESSORY STORES | 7 | 7 | 395 | 391 | 54 | 1 068 | 20 | 2 |
| | FURNITURE, HOME FURNISHINGS, EQUIPMENT STORES | | | | | | | | |
| | TOTAL | 96 | 92 | 16 190 | 16 036 | 2 682 | 52 525 | 641 | 70 |
| 571 | FURNITURE, HOME FURNISHINGS STORES | 59 | 57 | (0) | (0) | (0) | (0) | (0) | (0) |
| 572,573 | HOUSEHOLD APPLIANCE, RADIO, TELEVISION, MUSIC STORES | 37 | 35 | (0) | (0) | (0) | (0) | (0) | (0) |
| | EATING, DRINKING PLACES | | | | | | | | |
| | TOTAL | 194 | 178 | 12 004 | 11 796 | 2 484 | 51 365 | 1 382 | 197 |
| 5812 | EATING PLACES | 149 | 141 | 10 278 | 10 166 | 2 253 | 46 463 | 1 266 | 151 |
| 5813 | DRINKING PLACES (ALCOHOLIC BEVERAGES) | 45 | 37 | 1 726 | 1 630 | 231 | 4 902 | 116 | 46 |
| | DRUG STORES, PROPRIETARY STORES | | | | | | | | |
| | TOTAL | 55 | 55 | 9 366 | 9 366 | 1 384 | 28 611 | 522 | 33 |
| 59PT(591) | DRUG STORES | 54 | 54 | (0) | (0) | (0) | (0) | (0) | (0) |
| 591 | PROPRIETARY STORES | 1 | 1 | (0) | (0) | (0) | (0) | (0) | (0) |
| | OTHER RETAIL STORES | | | | | | | | |
| | TOTAL | 223 | 179 | 16 503 | (0) | (0) | (0) | (0) | (0) |
| 592 | LIQUOR STORES | 51 | 43 | 5 162 | 4 580 | 318 | 6 319 | 117 | 49 |
| 593 | ANTIQUARIAN STORES; SECONHAND STORES | 29 | 21 | 1 282 | 1 206 | 219 | 4 248 | 87 | 25 |
| 594 | BOOK, STATIONERY STORES | 10 | 10 | 469 | 469 | 65 | 1 217 | 23 | 12 |
| 595 | SPORTING GOODS STORES; BICYCLE SHOPS | 13 | 13 | 1 244 | 1 244 | 168 | 3 327 | 46 | 8 |
| 596 | FARM, GARDEN SUPPLY STORES, INCLUDING FEED STORES | 10 | 8 | 1 325 | 1 275 | 109 | 2 047 | 29 | 11 |
| 597 | JEWELRY STORES | 18 | 16 | (0) | (0) | (0) | (0) | (0) | (0) |
| 598 | FUEL, ICE DEALERS | 5 | 1 | (0) | (0) | (0) | (0) | (0) | (0) |
| 599 | OTHER STORES | 87 | 67 | 4 521 | 4 247 | 702 | 12 839 | 200 | 81 |
| | NONSTORE RETAILERS* | | | | | | | | |
| 53 PART* | TOTAL | 49 | 15 | 5 113 | (0) | (0) | (0) | (0) | (0) |

Standard Notes: - Represents zero. (D) Withheld to avoid disclosure. (NA) Not available. (X) Not applicable.
 *Nonstore retailers, part of SIC major group 53, are shown separately in this table.

TABLE 7. In-Plant Food Contractors: 1963

| SIC code | Standard metropolitan statistical area and kind of business ¹ | Establishments | | Sales | | Payroll, entire year (\$1,000) | Payroll, workweek ended nearest Nov. 15 (dollars) | Paid employees, workweek ended nearest Nov. 15 (number) | Active proprietors of unincorporated businesses (number) |
|--------------------------|--|----------------|-----------------------|-------------------------------------|---------------------------------------|--------------------------------|---|---|--|
| | | Total (number) | With payroll (number) | Total, all establishments (\$1,000) | Establishments with payroll (\$1,000) | | | | |
| LOUISIANA | | | | | | | | | |
| 5812 PART | IN-PLANT FOOD CONTRACTORS: TOTAL | 41 | 39 | 2 677 | 2 671 | 680 | 14 305 | 304 | 34 |
| | RESTAURANTS: LUNCHROOMS. | 16 | 14 | 1 106 | 1 100 | 285 | 5 299 | 124 | 15 |
| | CAFETERIAS | 21 | 21 | 1 299 | 1 299 | 313 | 7 430 | 157 | 16 |
| | REFRESHMENT PLACES | 4 | 4 | 272 | 272 | 82 | 1 576 | 23 | 3 |
| BATON ROUGE SMSA | | | | | | | | | |
| 5812 PART | IN-PLANT FOOD CONTRACTORS: TOTAL | 4 | 4 | 203 | 203 | 65 | 1 137 | 30 | 4 |
| | RESTAURANTS: LUNCHROOMS. | 1 | 1 | (D) | (D) | (D) | (D) | (D) | (D) |
| | CAFETERIAS | 3 | 3 | (D) | (D) | (D) | (D) | (D) | (D) |
| LAKE CHARLES SMSA | | | | | | | | | |
| 5812 PART | IN-PLANT FOOD CONTRACTORS: TOTAL | 1 | 1 | (D) | (D) | (D) | (D) | (D) | (D) |
| | CAFETERIAS | 1 | 1 | (D) | (D) | (D) | (D) | (D) | (D) |
| MONROE SMSA | | | | | | | | | |
| 5812 PART | IN-PLANT FOOD CONTRACTORS: TOTAL | 1 | 1 | (D) | (D) | (D) | (D) | (D) | (D) |
| | RESTAURANTS: LUNCHROOMS. | 1 | 1 | (D) | (D) | (D) | (D) | (D) | (D) |
| NEW ORLEANS SMSA | | | | | | | | | |
| 5812 PART | IN-PLANT FOOD CONTRACTORS: TOTAL | 14 | 14 | 1 413 | 1 413 | 373 | 8 734 | 160 | 10 |
| | RESTAURANTS: LUNCHROOMS. | 4 | 4 | (D) | (D) | (D) | (D) | (D) | (D) |
| | CAFETERIAS | 9 | 9 | 577 | 577 | 123 | 3 898 | 73 | 8 |
| | REFRESHMENT PLACES | 1 | 1 | (D) | (D) | (D) | (D) | (D) | (D) |
| SHREVEPORT SMSA | | | | | | | | | |
| 5812 PART | IN-PLANT FOOD CONTRACTORS: TOTAL | 4 | 4 | 142 | 142 | 36 | 605 | 14 | 3 |
| | CAFETERIAS | 2 | 2 | (D) | (D) | (D) | (D) | (D) | (D) |
| | REFRESHMENT PLACES | 2 | 2 | (D) | (D) | (D) | (D) | (D) | (D) |

Standard Notes: - Represents zero. (D) Withheld to avoid disclosure. (NA) Not available. (X) Not applicable.

TABLE 8. Commissaries, Exchanges, and Eating and Drinking Places Operated for Military Personnel by the U. S. Department of Defense: 1963

[These data were collected by the Department of Defense and are not included in any of the tabulations of the 1963 Census of Business]

| Parish | Sales | Civilian payroll, entire year | Civilian employees, workweek ended nearest Nov. 15 | Civilian payroll, workweek ended nearest Nov. 15 | Sales | Civilian payroll, entire year | Civilian employees, workweek ended nearest Nov. 15 | Civilian payroll, workweek ended nearest Nov. 15 |
|----------------------------|-----------|-------------------------------|--|--|-----------------------------------|-------------------------------|--|--|
| | (\$1,000) | (\$1,000) | (number) | (dollars) | (\$1,000) | (\$1,000) | (number) | (dollars) |
| TOTAL | | | | | COMMISSARIES | | | |
| LOUISIANA: TOTAL | 25 671 | 2 528 | 897 | 49 932 | 10 087 | 620 | 127 | 12 798 |
| BOSSIER. | 8 179 | 629 | 195 | 13 102 | 3 830 | 134 | 31 | 2 650 |
| IBERIA | 512 | 78 | 56 | 1 852 | 41 | 2 | 3 | 253 |
| ORLEANS. | 5 307 | 625 | 207 | 12 236 | 2 621 | 259 | 49 | 5 032 |
| RAPIDES. | 3 127 | 259 | 64 | 4 650 | 1 720 | 78 | 16 | 1 282 |
| VERNON | 8 546 | 937 | 375 | 18 092 | 1 875 | 147 | 28 | 3 581 |
| EXCHANGES | | | | | EATING AND DRINKING PLACES | | | |
| LOUISIANA: TOTAL | 13 677 | 1 564 | 497 | 30 352 | 1 907 | 344 | 273 | 6 782 |
| BOSSIER. | 3 960 | 431 | 129 | 9 097 | 389 | 64 | 35 | 1 355 |
| IBERIA | 370 | 59 | 29 | 1 263 | 101 | 17 | 24 | 336 |
| ORLEANS. | 1 988 | 229 | 79 | 4 493 | 698 | 137 | 79 | 2 711 |
| RAPIDES. | 1 287 | 163 | 43 | 3 032 | 120 | 18 | 5 | 336 |
| VERNON | 6 072 | 682 | 217 | 12 467 | 599 | 108 | 130 | 2 044 |

TABLE 9. Parishes; Cities of 2,500 Inhabitants or More: 1958—Continued

| Parish and city | Establishments | | Sales | | Payroll, entire year (\$1,000) | Parish and city | Establishments | | Sales | | Payroll, entire year (\$1,000) |
|----------------------------|----------------|-----------------------|-------------------------------------|---------------------------------------|--------------------------------|----------------------------|----------------|-----------------------|-------------------------------------|---------------------------------------|--------------------------------|
| | Total (number) | With payroll (number) | Total, all establishments (\$1,000) | Establishments with payroll (\$1,000) | | | Total (number) | With payroll (number) | Total, all establishments (\$1,000) | Establishments with payroll (\$1,000) | |
| ST TAMMANY PARISH. | 365 | 209 | 27 109 | 24 103 | 2 341 | VERNON PARISH. | 257 | 157 | 18 137 | 16 345 | 1 562 |
| COVINGTON. | 93 | 69 | 11 347 | 10 857 | 989 | LEESVILLE. | 148 | 112 | 14 156 | 13 430 | 1 318 |
| SLIOELL. | 81 | 57 | 8 145 | 7 629 | 849 | REMAINOER OF PARISH. . . | 109 | 45 | 3 981 | 2 915 | 244 |
| REMAINOER OF PARISH. . . . | 191 | 83 | 7 617 | 5 617 | 503 | WASHINGTON PARISH. | 374 | 238 | 34 379 | 31 769 | 3 181 |
| TANGIPAHOA PARISH. | 629 | 371 | 60 136 | 54 962 | 4 758 | BOGALUSA | 238 | 154 | 23 901 | 22 377 | 2 284 |
| AMITE CITY | 86 | 60 | 10 682 | 10 060 | 1 034 | REMAINOER OF PARISH. . . | 136 | 84 | 10 478 | 9 392 | 897 |
| HAMMONO. | 156 | 118 | 23 561 | 22 929 | 1 957 | WEBSTER PARISH | 442 | 256 | 30 574 | 27 060 | 2 433 |
| PONCHATOULA. | 68 | 56 | 7 735 | 7 415 | 574 | MINOEN | 178 | 122 | 14 833 | 13 777 | 1 308 |
| REMAINOER OF PARISH. . . . | 319 | 137 | 18 158 | 14 558 | 1 193 | SPRINGHILL | 82 | 72 | 9 472 | 9 324 | 808 |
| TENSAS PARISH. | 97 | 55 | 5 858 | 4 964 | 416 | REMAINOER OF PARISH. . . | 182 | 62 | 6 269 | 3 959 | 317 |
| TERREBONNE PARISH. | 542 | 312 | 48 876 | 44 436 | 4 822 | WEST BATON ROUGE PARISH. . | 115 | 63 | 7 238 | 6 236 | 521 |
| HOUMA. | 329 | 243 | 40 603 | 38 551 | 4 251 | PORT ALLEN | 52 | 34 | 4 317 | 4 029 | 329 |
| REMAINOER OF PARISH. . . . | 213 | 69 | 8 273 | 5 885 | 571 | REMAINOER OF PARISH. . . | 63 | 29 | 2 921 | 2 207 | 192 |
| UNION PARISH | 165 | 75 | 10 248 | 8 478 | 537 | WEST CARROLL PARISH. . . . | 111 | 59 | 7 201 | 5 863 | 569 |
| VERMILION PARISH | 538 | 288 | 31 724 | 27 496 | 2 842 | WEST FELICIANA PARISH. . . | 68 | 26 | 3 697 | 2 703 | 181 |
| ABBEVILLE. | 175 | 113 | 14 972 | 13 890 | 1 512 | WINN PARISH. | 136 | 78 | 9 918 | 8 628 | 822 |
| KAPLAN | 106 | 68 | 6 789 | 6 123 | 640 | WINNFIELO. | 97 | 71 | 8 117 | 7 883 | 756 |
| REMAINOER OF PARISH. . . . | 257 | 107 | 9 963 | 7 483 | 69C | REMAINOER OF PARISH. . . | 39 | 7 | 1 801 | 745 | 66 |

Standard Notes: - Represents zero. (D) Withheld to avoid disclosure. (NA) Not available. (X) Not applicable.

TABLE 10. Standard Metropolitan Statistical Areas: 1958

[Data are based on 1964 SMSA definitions]

| SIC code | Kind of business | Establishments | | Sales | | Establishments | | Sales | |
|-------------------------------|---|-------------------|-----------------------------|--|--|-------------------|-----------------------------|--|--|
| | | Total (number) | With payroll (number) | Total, all establish- ments (\$1,000) | Establish- ments with payroll (\$1,000) | Total (number) | With payroll (number) | Total, all establish- ments (\$1,000) | Establish- ments with payroll (\$1,000) |
| | | BATON ROUGE SMSA | | | | NEW ORLEANS SMSA | | | |
| RETAIL TRADE, TOTAL | | 1 774 | 1 260 | 277 649 | 266 935 | 7 857 | 4 713 | 1968 384 | 1906 038 |
| 52 | LUMBER, BLDG MATLS, HOWE, FARM EQUIP. DEALERS | 101 | 85 | 23 086 | 22 634 | 341 | 225 | 36 192 | 33 580 |
| 53 PART* | GENERAL MERCHANOISE GROUP STORES* | 66 | 46 | 34 935 | 34 449 | 254 | 150 | 135 941 | 134 227 |
| 54 | FOOD STORES | 379 | 167 | 58 600 | 53 722 | 1 821 | 749 | 1243 359 | 1217 413 |
| 55 EX.554 | AUTOMOTIVE DEALERS | 98 | 76 | 53 883 | 53 141 | 274 | 206 | 129 428 | 127 762 |
| 55PT(554) | GASOLINE SERVICE STATIONS | 230 | 212 | 21 644 | 21 076 | 692 | 572 | 53 031 | 49 571 |
| 56 | APPAREL, ACCESSORY STORES | 124 | 108 | 19 263 | 19 073 | 402 | 358 | 74 267 | 73 531 |
| 57 | FURNITURE, HOME FURNISHINGS, EQUIPMENT STORES | 98 | 82 | 16 008 | 15 648 | 345 | 245 | 55 699 | 54 039 |
| 58 | EATING, DRINKING PLACES | 312 | 236 | 15 884 | 14 806 | 2 129 | 1 353 | 99 775 | 87 123 |
| 59PT(591) | DRUG STORES, PROPRIETARY STORES | 86 | 76 | 11 414 | 11 196 | 293 | 263 | 39 925 | (D) |
| 59 EX.591 | OTHER RETAIL STORES | 203 | 151 | 17 365 | 16 193 | 830 | 500 | 56 798 | 51 604 |
| 53 PART* | NONSTORE RETAILERS* | 77 | 21 | 5 567 | 4 997 | 476 | 92 | 43 969 | (D) |
| | | SHREVEPORT SMSA | | | | | | | |
| RETAIL TRADE, TOTAL | | 2 392 | 1 656 | 296 050 | 283 208 | | | | |
| 52 | LUMBER, BLDG MATLS, HOWE, FARM EQUIP. DEALERS | 98 | 78 | 20 294 | 19 888 | | | | |
| 53 PART* | GENERAL MERCHANOISE GROUP STORES* | 115 | 75 | 29 389 | 28 457 | | | | |
| 54 | FOOD STORES | 534 | 290 | 67 225 | 62 319 | | | | |
| 55 EX.554 | AUTOMOTIVE DEALERS | 138 | 98 | 57 246 | 56 496 | | | | |
| 55PT(554) | GASOLINE SERVICE STATIONS | 325 | 255 | 21 587 | 20 027 | | | | |
| 56 | APPAREL, ACCESSORY STORES | 165 | 151 | 28 490 | 28 234 | | | | |
| 57 | FURNITURE, HOME FURNISHINGS, EQUIPMENT STORES | 151 | 117 | 17 647 | 17 181 | | | | |
| 58 | EATING, DRINKING PLACES | 372 | 278 | 16 902 | 15 578 | | | | |
| 59PT(591) | DRUG STORES, PROPRIETARY STORES | 81 | 75 | 10 535 | 10 479 | | | | |
| 59 EX.591 | OTHER RETAIL STORES | 318 | 216 | 21 507 | 20 063 | | | | |
| 53 PART* | NONSTORE RETAILERS* | 95 | 23 | 5 228 | 4 486 | | | | |

Standard Notes: - Represents zero. (D) Withheld to avoid disclosure. (NA) Not available. (X) Not applicable. † Revised.
 *Nonstore retailers, part of SIC major group 53, are shown separately in this table.

TABLE 11. Parishes With 500 Establishments or More: 1958

| SIC code | Kind of business | Establishments | | Sales | | Establishments | | Sales | |
|-------------------------------|---|------------------|-----------------------|-------------------------------------|---------------------------------------|------------------|-----------------------|-------------------------------------|---------------------------------------|
| | | Total (number) | With payroll (number) | Total, all establishments (\$1,000) | Establishments with payroll (\$1,000) | Total (number) | With payroll (number) | Total, all establishments (\$1,000) | Establishments with payroll (\$1,000) |
| | | ACADIA PARISH | | | | CADDO PARISH | | | |
| RETAIL TRADE, TOTAL | | 510 | 310 | 37 876 | 34 202 | 1 986 | 1 394 | 258 217 | 247 957 |
| S2 | LUMBER, BLOG MATLS, HOME, FARM EQUIP. DEALERS | 40 | 34 | 5 736 | 5 610 | 85 | 69 | 18 085 | 17 703 |
| S3 PART* | GENERAL MERCHANDISE GROUP STORES* | 28 | 22 | 3 510 | 3 440 | 93 | 57 | 26 280 | 25 500 |
| S4 | FOOD STORES | 150 | 46 | 8 289 | 5 997 | 429 | 245 | 57 770 | 53 984 |
| S5 EX.S54 | AUTOMOTIVE DEALERS | 19 | 17 | 6 672 | (0) | 103 | 71 | 47 590 | 46 972 |
| S5PT(S54) | GASOLINE SERVICE STATIONS | 58 | 48 | 3 141 | 2 931 | 257 | 203 | 16 341 | 15 183 |
| S6 | APPAREL, ACCESSORY STORES | 18 | 18 | 2 649 | 2 649 | 154 | 140 | 27 212 | 26 956 |
| S7 | FURNITURE, HOME FURNISHINGS, EQUIPMENT STORES | 26 | 20 | 2 046 | 1 998 | 134 | 106 | 16 464 | 16 116 |
| S8 | EATING, DRINKING PLACES | 106 | 64 | 2 175 | 1 643 | 311 | 231 | 14 473 | 13 371 |
| S9PT(S91) | DRUG STORES, PROPRIETARY STORES | 15 | 13 | (0) | (0) | 72 | 66 | 9 581 | 9 525 |
| S9 EX.S91 | OTHER RETAIL STORES | 42 | 28 | 2 092 | 1 892 | 270 | 186 | 19 928 | 18 714 |
| S3 PART* | NONSTORE RETAILERS* | 8 | ... | (0) | ... | 78 | 20 | 4 493 | 3 933 |
| | | CALCASIEU PARISH | | | | IBERIA PARISH | | | |
| RETAIL TRADE, TOTAL | | 1 258 | 860 | 147 523 | 139 311 | 564 | 346 | 45 695 | 41 699 |
| S2 | LUMBER, BLOG MATLS, HOME, FARM EQUIP. DEALERS | 87 | 77 | 16 539 | 16 315 | 30 | 24 | 4 296 | 4 222 |
| S3 PART* | GENERAL MERCHANDISE GROUP STORES* | 44 | 36 | 17 852 | 17 612 | 25 | 17 | 2 160 | 1 980 |
| S4 | FOOD STORES | 262 | 124 | 35 405 | 31 903 | 168 | 58 | 10 556 | 8 360 |
| S5 EX.S54 | AUTOMOTIVE DEALERS | 63 | 55 | 28 144 | 28 002 | 32 | 26 | 7 877 | 7 979 |
| S5PT(S54) | GASOLINE SERVICE STATIONS | 165 | 151 | 12 219 | 11 889 | 58 | 48 | 3 990 | 3 710 |
| S6 | APPAREL, ACCESSORY STORES | 87 | 77 | 8 535 | 8 191 | 32 | 22 | 3 868 | 3 730 |
| S7 | FURNITURE, HOME FURNISHINGS, EQUIPMENT STORES | 57 | 45 | 6 066 | 5 764 | 44 | 30 | 4 438 | 4 300 |
| S8 | EATING, DRINKING PLACES | 262 | 174 | 8 372 | 7 072 | 96 | 70 | 2 946 | 2 500 |
| S9PT(S91) | DRUG STORES, PROPRIETARY STORES | 45 | 35 | 4 839 | 4 593 | 16 | 16 | (0) | (0) |
| S9 EX.S91 | OTHER RETAIL STORES | 159 | 81 | 8 863 | 7 421 | 48 | 34 | 3 426 | 3 118 |
| S3 PART* | NONSTORE RETAILERS* | 27 | 5 | 691 | 549 | 15 | 1 | (0) | (0) |
| | | JEFFERSON PARISH | | | | LAFAYETTE PARISH | | | |
| RETAIL TRADE, TOTAL | | 1 364 | 770 | 164 468 | 151 652 | 730 | 498 | 82 337 | 77 857 |
| S2 | LUMBER, BLOG MATLS, HOME, FARM EQUIP. DEALERS | 97 | 53 | 7 144 | 6 102 | 44 | 42 | 8 478 | (0) |
| S3 PART* | GENERAL MERCHANDISE GROUP STORES* | 60 | 38 | 12 372 | 11 788 | 30 | 20 | 13 567 | 13 341 |
| S4 | FOOD STORES | 317 | 117 | 66 787 | 61 591 | 186 | 70 | 14 812 | 12 340 |
| S5 EX.S54 | AUTOMOTIVE DEALERS | 54 | 46 | 23 543 | 23 373 | 31 | 27 | 15 630 | 15 598 |
| S5PT(S54) | GASOLINE SERVICE STATIONS | 174 | 146 | 12 737 | 11 885 | 79 | 73 | 5 939 | 5 791 |
| S6 | APPAREL, ACCESSORY STORES | 60 | 48 | (0) | (0) | 41 | 39 | 5 897 | (0) |
| S7 | FURNITURE, HOME FURNISHINGS, EQUIPMENT STORES | 55 | 35 | 6 212 | 5 910 | 51 | 39 | 3 529 | 3 249 |
| S8 | EATING, DRINKING PLACES | 305 | 179 | 14 189 | 12 149 | 139 | 99 | 4 635 | 4 117 |
| S9PT(S91) | DRUG STORES, PROPRIETARY STORES | 36 | 36 | (0) | (0) | 29 | 27 | 2 492 | (0) |
| S9 EX.S91 | OTHER RETAIL STORES | 108 | 52 | 5 974 | 4 808 | 81 | 55 | 5 708 | 5 140 |
| S3 PART* | NONSTORE RETAILERS* | 98 | 20 | (0) | 4 066 | 19 | 7 | 1 650 | 1 492 |
| | | LAFOURCHE PARISH | | | | ORLEANS PARISH | | | |
| RETAIL TRADE, TOTAL | | 559 | 331 | 46 644 | 42 208 | 25 940 | 13 660 | 764 676 | 721 422 |
| S2 | LUMBER, BLOG MATLS, HOME, FARM EQUIP. DEALERS | 30 | 28 | 7 215 | (0) | 215 | 153 | 26 169 | 24 787 |
| S3 PART* | GENERAL MERCHANDISE GROUP STORES* | 28 | 18 | 2 411 | 2 199 | 171 | 99 | 122 398 | 121 398 |
| S4 | FOOD STORES | 184 | 66 | 13 418 | 10 956 | 11 365 | 589 | 163 572 | 145 002 |
| S5 EX.S54 | AUTOMOTIVE DEALERS | 18 | 14 | 7 364 | 7 332 | 200 | 142 | 100 547 | 99 153 |
| S5PT(S54) | GASOLINE SERVICE STATIONS | 54 | 40 | 3 770 | 3 358 | 450 | 376 | 35 811 | 33 723 |
| S6 | APPAREL, ACCESSORY STORES | 28 | 26 | 2 684 | (0) | 326 | 298 | 67 573 | 67 107 |
| S7 | FURNITURE, HOME FURNISHINGS, EQUIPMENT STORES | 28 | 20 | 2 020 | 1 864 | 261 | 195 | 47 987 | 46 925 |
| S8 | EATING, DRINKING PLACES | 116 | 76 | 3 456 | 2 914 | 1 678 | 1 096 | 80 796 | 71 292 |
| S9PT(S91) | DRUG STORES, PROPRIETARY STORES | 12 | 12 | 1 330 | 1 330 | 242 | 216 | 34 002 | 33 450 |
| S9 EX.S91 | OTHER RETAIL STORES | 40 | 22 | 1 780 | 1 502 | 679 | 425 | 47 691 | 44 085 |
| S3 PART* | NONSTORE RETAILERS* | 21 | 9 | 1 196 | 1 072 | 353 | 71 | 38 130 | 34 500 |
| | | OUACHITA PARISH | | | | RAPIDES PARISH | | | |
| RETAIL TRADE, TOTAL | | 1 015 | 661 | 105 651 | 99 011 | 914 | 598 | 101 724 | 95 508 |
| S2 | LUMBER, BLOG MATLS, HOME, FARM EQUIP. DEALERS | 39 | 33 | 8 913 | 8 841 | 38 | 32 | 5 558 | 5 462 |
| S3 PART* | GENERAL MERCHANDISE GROUP STORES* | 46 | 26 | 15 073 | 14 709 | 52 | 28 | 15 958 | 15 112 |
| S4 | FOOD STORES | 243 | 103 | 21 066 | 18 008 | 248 | 114 | 25 700 | 23 084 |
| S5 EX.S54 | AUTOMOTIVE DEALERS | 53 | 41 | 20 673 | 20 449 | 40 | 28 | 17 294 | 17 088 |
| S5PT(S54) | GASOLINE SERVICE STATIONS | 130 | 106 | 8 173 | 7 519 | 131 | 103 | 8 385 | 7 821 |
| S6 | APPAREL, ACCESSORY STORES | 74 | 66 | 7 645 | 7 547 | 37 | 35 | 6 188 | (0) |
| S7 | FURNITURE, HOME FURNISHINGS, EQUIPMENT STORES | 60 | 48 | 5 456 | 5 312 | 49 | 37 | 5 852 | 5 644 |
| S8 | EATING, DRINKING PLACES | 169 | 111 | 5 255 | 4 323 | 157 | 119 | 5 086 | 4 372 |
| S9PT(S91) | DRUG STORES, PROPRIETARY STORES | 42 | 38 | 3 438 | 3 368 | 30 | 26 | 2 957 | 2 823 |
| S9 EX.S91 | OTHER RETAIL STORES | 125 | 79 | 7 970 | 7 244 | 95 | 63 | 6 978 | 6 348 |
| S3 PART* | NONSTORE RETAILERS* | 34 | 10 | 1 989 | 1 691 | 37 | 13 | 1 768 | (0) |

Standard Notes: -- Represents zero. (D) Withheld to avoid disclosure. (NA) Not available. (X) Not applicable. †Revised.
 *Nonstore retailers, part of SIC major group 53, are shown separately in this table.

EAST BATON ROUGE PARISH coextensive with Baton Rouge SMSA, see Table 10.

TABLE 11. Parishes With 500 Establishments or More: 1958—Continued

| SIC code | Kind of business | Establishments | | Sales | | Establishments | | Sales | |
|-----------|---|-------------------|-----------------------------|--|--|-------------------|-----------------------------|--|--|
| | | Total (number) | With payroll (number) | Total, all establish- ments (\$1,000) | Establish- ments with payroll (\$1,000) | Total (number) | With payroll (number) | Total, all establish- ments (\$1,000) | Establish- ments with payroll (\$1,000) |
| | | ST. LANDRY PARISH | | | | TANGIPAHOA PARISH | | | |
| | RETAIL TRADE, TOTAL | 751 | 415 | 51 346 | 45 634 | 629 | 371 | 60 136 | 54 962 |
| 52 | LUMBER, BLDG MATLS, HDWE, FARM EQUIP, DEALERS | 50 | 36 | 5 936 | 5 732 | 28 | 24 | 4 928 | 4 840 |
| 53 PART * | GENERAL MERCHANDISE GROUP STORES* | 59 | 27 | 4 554 | 3 732 | 35 | 19 | 6 368 | 6 042 |
| 54 | FOOD STORES | 248 | 62 | 10 760 | 7 622 | 188 | 68 | 12 850 | 10 172 |
| 55 EX.554 | AUTOMOTIVE DEALERS | 33 | 27 | 9 805 | 9 719 | 29 | 25 | 11 386 | 11 346 |
| 55PT(554) | GASOLINE SERVICE STATIONS | 76 | 60 | 4 304 | 3 958 | 78 | 58 | 5 156 | 4 802 |
| 56 | APPAREL, ACCESSORY STORES | 31 | 27 | 3 906 | 3 802 | 43 | 29 | 2 824 | 2 458 |
| 57 | FURNITURE, HOME FURNISHINGS, EQUIPMENT STORES | 24 | 20 | 3 159 | 3 127 | 26 | 16 | 1 272 | 1 124 |
| 58 | EATING, DRINKING PLACES | 146 | 96 | 3 784 | 3 278 | 125 | 67 | 3 469 | 2 399 |
| 59PT(591) | DRUG STORES, PROPRIETARY STORES | 15 | 15 | (0) | (0) | 20 | 20 | 1 614 | 1 614 |
| 59 EX.591 | OTHER RETAIL STORES | 61 | 43 | 3 531 | 3 113 | 49 | 41 | 9 907 | 9 839 |
| 53 PART * | NONSTORE RETAILERS* | 8 | 2 | (0) | (0) | 8 | 4 | 362 | 326 |
| | | TERREBONNE PARISH | | | | VERMILION PARISH | | | |
| | RETAIL TRADE, TOTAL | 542 | 312 | 48 876 | 44 436 | 538 | 288 | 31 724 | 27 496 |
| 52 | LUMBER, BLDG MATLS, HDWE, FARM EQUIP, DEALERS | 21 | 17 | 3 958 | (0) | 39 | 37 | 6 618 | (0) |
| 53 PART * | GENERAL MERCHANDISE GROUP STORES* | 32 | 18 | 4 306 | 4 010 | 36 | 22 | 1 993 | 1 695 |
| 54 | FOOD STORES | 176 | 68 | 15 024 | 12 504 | 146 | 32 | 5 411 | 3 509 |
| 55 EX.554 | AUTOMOTIVE DEALERS | 23 | 17 | 7 204 | 7 066 | 16 | 14 | 4 796 | (0) |
| 55PT(554) | GASOLINE SERVICE STATIONS | 56 | 50 | 4 348 | 4 240 | 56 | 38 | 2 751 | 2 393 |
| 56 | APPAREL, ACCESSORY STORES | 23 | 21 | 3 214 | (0) | 31 | 23 | 1 360 | 1 228 |
| 57 | FURNITURE, HOME FURNISHINGS, EQUIPMENT STORES | 29 | 25 | 2 801 | 2 719 | 35 | 27 | 1 867 | 1 589 |
| 58 | EATING, DRINKING PLACES | 111 | 59 | 3 574 | 2 964 | 104 | 52 | 2 081 | 1 481 |
| 59PT(591) | DRUG STORES, PROPRIETARY STORES | 10 | 10 | 1 270 | 1 270 | 13 | 13 | 1 391 | 1 391 |
| 59 EX.591 | OTHER RETAIL STORES | 37 | 27 | 2 961 | 2 631 | 52 | 30 | 3 396 | 2 846 |
| 53 PART * | NONSTORE RETAILERS* | 24 | ... | 216 | ... | 10 | ... | 60 | ... |


Standard Notes: - Represents zero. (D) Withheld to avoid disclosure. (NA) Not available. (X) Not applicable.
 *Nonstore retailers, part of SIC major group 53, are shown separately in this table.

TABLE 12. Cities With 500 Establishments or More: 1958

| SIC code | Kind of business | Establishments | | Sales | | Establishments | | Sales | |
|-----------|---|----------------|-----------------------|-------------------------------------|---------------------------------------|----------------|-----------------------|-------------------------------------|---------------------------------------|
| | | Total (number) | With payroll (number) | Total, all establishments (\$1,000) | Establishments with payroll (\$1,000) | Total (number) | With payroll (number) | Total, all establishments (\$1,000) | Establishments with payroll (\$1,000) |
| | | ALEXANDRIA | | | | BATON ROUGE | | | |
| | RETAIL TRADE, TOTAL | 544 | 412 | 79 577 | 77 173 | 1 497 | 1 133 | 258 226 | 250 570 |
| 52 | LUMBER, BLDG MATLS, HOME, FARM EQUIP. DEALERS | 20 | 20 | 4 226 | 4 226 | 85 | 75 | 21 797 | 21 589 |
| 53 PART* | GENERAL MERCHANDISE GROUP STORES* | 15 | 13 | 14 319 | (0) | 44 | 36 | 33 439 | 33 161 |
| 54 | FOOD STORES | 109 | 63 | 15 917 | 14 959 | 289 | 143 | 51 474 | 48 304 |
| 55 EX.554 | AUTOMOTIVE DEALERS | 26 | 22 | 16 007 | 15 947 | 84 | 70 | 50 951 | 50 395 |
| 55PT(554) | GASOLINE SERVICE STATIONS | 69 | 61 | 4 590 | 4 418 | 196 | 182 | 18 826 | 18 318 |
| 56 | APPAREL, ACCESSORY STORES | 34 | 32 | 5 948 | (0) | 118 | 106 | 19 137 | (0) |
| 57 | FURNITURE, HOME FURNISHINGS, EQUIPMENT STORES | 38 | 30 | 4 657 | 4 565 | 94 | 78 | 15 772 | 15 412 |
| 58 | EATING, DRINKING PLACES | 112 | 88 | 3 744 | 3 232 | 270 | 218 | 14 803 | 13 967 |
| 59PT(591) | DRUG STORES, PROPRIETARY STORES | 20 | 18 | 2 393 | (0) | 75 | 67 | 10 115 | (0) |
| 59 EX.591 | OTHER RETAIL STORES | 76 | 54 | 6 220 | 5 844 | 181 | 139 | 16 703 | 15 697 |
| 53 PART* | NONSTORE RETAILERS* | 25 | 11 | 1 556 | (0) | 61 | 19 | 5 209 | 4 835 |
| | | LAFAYETTE | | | | LAKE CHARLES | | | |
| | RETAIL TRADE, TOTAL | 505 | 389 | 68 016 | 65 668 | 695 | 505 | 109 900 | 105 826 |
| 52 | LUMBER, BLDG MATLS, HOME, FARM EQUIP. DEALERS | 25 | 23 | 5 400 | (0) | 39 | 35 | 9 869 | 9 815 |
| 53 PART* | GENERAL MERCHANDISE GROUP STORES* | 12 | 12 | 12 923 | 12 923 | 20 | 18 | 15 800 | (0) |
| 54 | FOOD STORES | 112 | 50 | 9 038 | 7 524 | 138 | 74 | 24 747 | 22 869 |
| 55 EX.554 | AUTOMOTIVE DEALERS | 27 | 23 | 15 169 | 15 137 | 42 | 38 | 23 675 | 23 575 |
| 55PT(554) | GASOLINE SERVICE STATIONS | 61 | 59 | 4 947 | (0) | 89 | 85 | (0) | 7 017 |
| 56 | APPAREL, ACCESSORY STORES | 40 | 38 | (0) | (0) | 62 | 58 | 7 316 | 7 186 |
| 57 | FURNITURE, HOME FURNISHINGS, EQUIPMENT STORES | 40 | 32 | 3 185 | 2 997 | 39 | 33 | 5 067 | 5 005 |
| 58 | EATING, DRINKING PLACES | 93 | 79 | 3 546 | 3 390 | 130 | 86 | 5 115 | 4 445 |
| 59PT(591) | DRUG STORES, PROPRIETARY STORES | 20 | 20 | 2 091 | 2 091 | 25 | 21 | 3 509 | (0) |
| 59 EX.591 | OTHER RETAIL STORES | 63 | 47 | 4 613 | 4 305 | 94 | 54 | 7 107 | 6 197 |
| 53 PART* | NONSTORE RETAILERS* | 12 | 6 | (0) | (0) | 17 | 3 | (0) | (0) |
| | | MONROE | | | | SHREVEPORT | | | |
| | RETAIL TRADE, TOTAL | 628 | 458 | 85 732 | 82 882 | 1 621 | 1 187 | 235 004 | 227 658 |
| 52 | LUMBER, BLDG MATLS, HOME, FARM EQUIP. DEALERS | 24 | 22 | 6 821 | (0) | 66 | 54 | 15 796 | 15 428 |
| 53 PART* | GENERAL MERCHANDISE GROUP STORES* | 29 | 17 | 14 271 | 14 099 | 50 | 38 | 24 620 | 24 410 |
| 54 | FOOD STORES | 133 | 67 | 15 901 | 14 643 | 316 | 190 | 48 655 | 46 195 |
| 55 EX.554 | AUTOMOTIVE DEALERS | 42 | 34 | 19 276 | 19 210 | 91 | 61 | 44 208 | 43 600 |
| 55PT(554) | GASOLINE SERVICE STATIONS | 77 | 69 | 4 876 | 4 704 | 202 | 174 | 14 558 | 13 932 |
| 56 | APPAREL, ACCESSORY STORES | 56 | 52 | 6 779 | 6 751 | 145 | 135 | 26 845 | 26 623 |
| 57 | FURNITURE, HOME FURNISHINGS, EQUIPMENT STORES | 42 | 36 | 4 866 | 4 778 | 126 | 100 | 15 714 | 15 374 |
| 58 | EATING, DRINKING PLACES | 97 | 73 | 3 696 | 3 300 | 255 | 193 | 12 619 | 11 759 |
| 59PT(591) | DRUG STORES, PROPRIETARY STORES | 29 | 27 | 2 710 | (0) | 64 | 58 | 8 992 | 8 936 |
| 59 EX.591 | OTHER RETAIL STORES | 81 | 55 | 4 884 | 4 402 | 236 | 168 | 18 678 | 17 628 |
| 53 PART* | NONSTORE RETAILERS* | 18 | 6 | 1 652 | (0) | 70 | 16 | 4 319 | 3 773 |

Standard Notes: - Represents zero. (D) Withheld to avoid disclosure. (NA) Not available. (X) Not applicable.
 *Nonstore retailers, part of SIC major group 53, are shown separately in this table.

NEW ORLEANS is coextensive with Orleans Parish, see Table 11.





Maine

CONTENTS

[Page numbers listed here omit the State prefix, 21-, which appears as part of number for each page.]

| | page |
|--|-----------|
| State Map | 3 |
| Chart on Retail Sales: 1958 and 1963 | 4 |
| TABLE 1 The State: 1963 and 1958 | 5 |
| 2 The State: 1963 | 6 |
| 3 Counties; Cities of 2,500 Inhabitants or More: 1963 | 8 |
| 4 Standard Metropolitan Statistical Areas: 1963 | 12 |
| 5 Counties With 500 Establishments or More: 1963 | 16 |
| 6 Cities With 500 Establishments or More: 1963 | 22 |
| 7 In-Plant Food Contractors: 1963 | 23 |
| 8 Commissaries, Exchanges, and Eating and Drinking Places Operated for Military Personnel by the U.S. Department of Defense: 1963 | 23 |
| 9 Counties; Cities of 2,500 Inhabitants or More: 1958 | 24 |
| 10 Standard Metropolitan Statistical Areas: 1958 | 24 |
| 11 Counties With 500 Establishments or More: 1958 | 25 |
| 12 Cities With 500 Establishments or More: 1958 | 26 |

MAINE

Incorporated places of 100,000 and over 
Incorporated places of 25,000-100,000 
Standard Metropolitan Statistical Areas



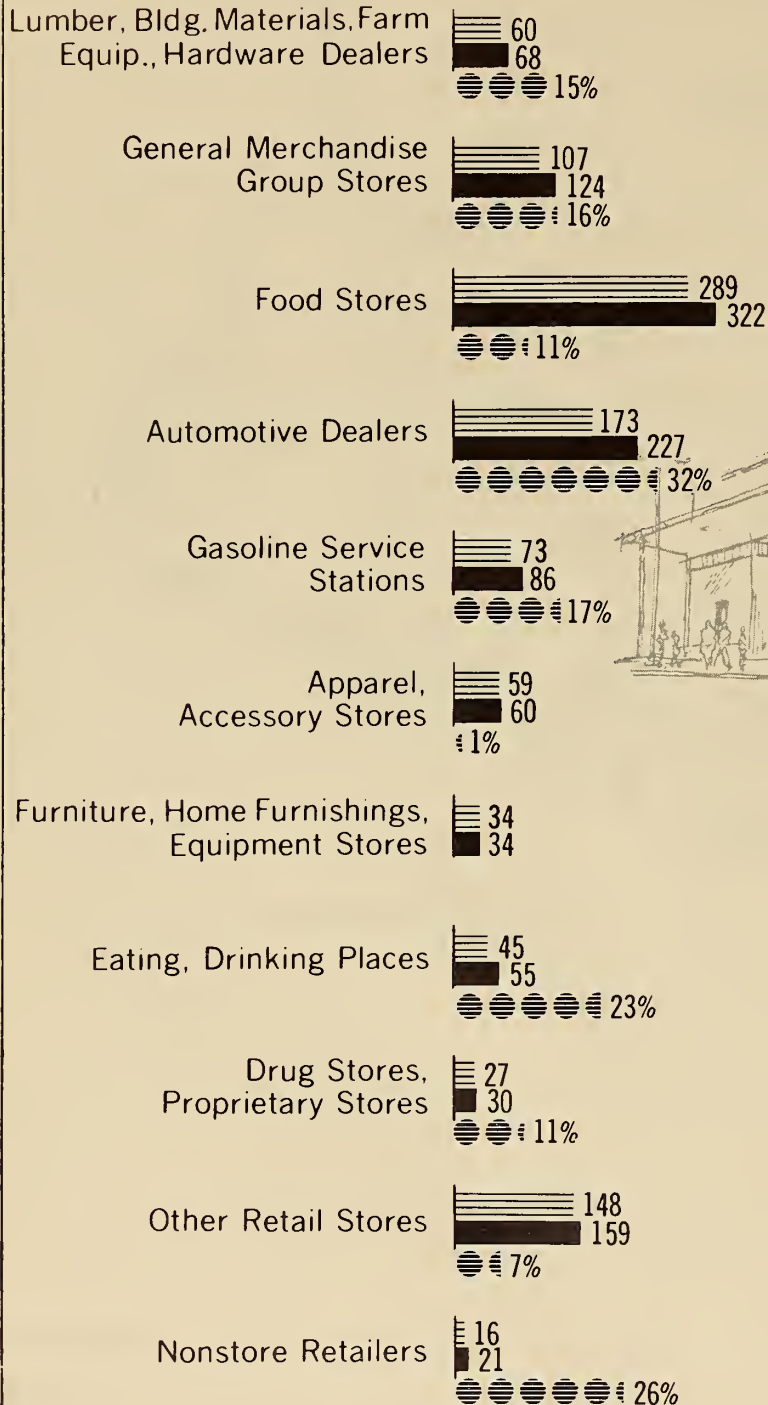


EACH SYMBOL = 5% CHANGE

●●●● 15%

MAINE Retail Trade: 1958 and 1963

SALES IN MILLIONS OF DOLLARS



1958 1963

1963 CENSUS OF BUSINESS, U. S. Department of Commerce, Bureau of the Census

TABLE 1. The State: 1963 and 1958

| SIC code | Kind of business | 1963 | | | | 1958 | | | |
|-----------|--|-------------------|--------------------------|--|--|-------------------|--------------------------|--|--|
| | | Establishments | | Sales | | Establishments | | Sales | |
| | | Total (number) | With payroll (number) | Total, all establishments (\$1,000) | Establishments with payroll (\$1,000) | Total (number) | With payroll (number) | Total, all establishments (\$1,000) | Establishments with payroll (\$1,000) |
| | RETAIL TRADE, TOTAL | 10 093 | 7 521 | 1 185 386 | 1 135 162 | 11 236 | 7 736 | 1 031 037 | 958 903 |
| | LUMBER, BUILDING MATERIALS, HARWARE, FARM EQUIPMENT DEALERS | | | | | | | | |
| S2 | TOTAL | 543 | 417 | 68 471 | 66 173 | 610 | 434 | 59 696 | 56 930 |
| S21 | LUMBER AND OTHER BUILDING MATERIALS DEALERS | 170 | 130 | 32 165 | 31 831 | 179 | 115 | 24 828 | 24 014 |
| S22-524 | HEATING, PLUMBING, PAINT, ELECTRICAL STORES | 76 | 60 | 6 455 | 6 341 | 113 | 69 | 5 636 | 5 194 |
| S251 | HARDWARE STORES | 196 | 152 | 18 213 | 17 191 | 221 | 169 | 18 426 | 17 160 |
| S252 | FARM EQUIPMENT DEALERS | 101 | 75 | 11 638 | 10 810 | 97 | 81 | 10 806 | 10 562 |
| | GENERAL MERCHANDISE GROUP STORES* | | | | | | | | |
| 53 PART* | TOTAL | 535 | 505 | 124 108 | 123 530 | 748 | 496 | 107 288 | 100 958 |
| S31 | DEPARTMENT STORES | 19 | 19 | 48 780 | 48 780 | 14 | 14 | 33 748 | 33 748 |
| S33 | LIMITED PRICE VARIETY STORES | 184 | 184 | 40 147 | 40 121 | 191 | 167 | 35 136 | 34 736 |
| S39 | MISCELLANEOUS GENERAL MERCHANDISE STORES | 332 | 302 | 35 181 | 34 629 | 543 | 315 | 38 404 | 32 474 |
| | FOOD STORES | | | | | | | | |
| S4 | TOTAL | 2 307 | 1 467 | 321 627 | 297 945 | 2 778 | 1 666 | 289 027 | 258 931 |
| S41 | GROCERY STORES, INCLUDING DELICATESSENS | 2 053 | 1 293 | 310 053 | 287 605 | 2 340 | 1 430 | 271 415 | 244 763 |
| S42 | MEAT MARKETS, FISH (SEAFOOD) MARKETS | 81 | 41 | 4 458 | 3 712 | (1) | (1) | (1) | (1) |
| S43 | FRUIT STORES, VEGETABLE MARKETS | 30 | 18 | 667 | 529 | 50 | 14 | 1 328 | 862 |
| S44 | CANDY, NUT, CONFECTIONERY STORES | 50 | 42 | 2 847 | 2 753 | 61 | 45 | 2 100 | 1 790 |
| S45-549 | OTHER FOOD STORES | 93 | 73 | 3 602 | 3 346 | 134 | 78 | 3 634 | 3 066 |
| | AUTOMOTIVE DEALERS | | | | | | | | |
| SS EX.S54 | TOTAL | 744 | 580 | 227 301 | 223 541 | 680 | 538 | 172 512 | 169 806 |
| | GASOLINE SERVICE STATIONS | | | | | | | | |
| SSPT(SS4) | TOTAL | 1 096 | 892 | 85 695 | 79 923 | 1 140 | 854 | 73 220 | 65 678 |
| | APPAREL, ACCESSORY STORES | | | | | | | | |
| S6 | TOTAL | 645 | 549 | 59 728 | 57 718 | 752 | 606 | 58 975 | 55 905 |
| S61+S67 | MEN'S, BOYS' APPAREL STORES, CUSTOM TAILORS | 131 | 117 | 14 398 | 13 946 | 161 | 147 | 14 151 | 13 861 |
| S62-3+S68 | WOMEN'S CLOTHING, SPECIALTY STORES | 218 | 202 | 16 745 | 16 555 | 247 | 203 | 18 529 | 17 867 |
| S62 | WOMEN'S READY-TO-WEAR STORES | 144 | 136 | 13 688 | 13 618 | ** | 157 | ** | 14 288 |
| S63+S68 | WOMEN'S ACCESSORY, SPECIALTY STORES, FURRIERS | 74 | 66 | 3 057 | 2 937 | ** | 46 | ** | 3 579 |
| S65 | FAMILY CLOTHING STORES | 148 | 100 | 19 305 | 18 281 | ** | 106 | ** | 15 081 |
| S66 | SHOE STORES | 117 | 103 | 7 829 | 7 535 | 156 | 116 | 8 446 | 7 478 |
| S64+S69 | OTHER APPAREL, ACCESSORY STORES | 31 | 27 | 1 451 | 1 401 | 50 | 34 | 1 926 | 1 588 |
| | FURNITURE, HOME FURNISHINGS, EQUIPMENT STORES | | | | | | | | |
| S7 | TOTAL | 437 | 345 | 34 025 | 32 893 | 580 | 396 | 33 965 | 31 397 |
| S71 | FURNITURE, HOME FURNISHINGS STORES | 225 | 179 | 19 602 | 19 064 | 239 | 175 | 18 507 | 17 491 |
| S72,S73 | HOUSEHOLD APPLIANCE, RADIO, TELEVISION, MUSIC STORES | 212 | 166 | 14 423 | 13 829 | 341 | 221 | 15 458 | 13 906 |
| | EATING, DRINKING PLACES | | | | | | | | |
| S8 | TOTAL | 1 501 | 1 245 | 55 213 | 52 811 | 1 604 | 1 252 | 45 054 | 40 774 |
| S812 | EATING PLACES | 1 357 | 1 113 | 51 313 | 49 085 | 1 419 | 1 083 | 40 487 | 36 509 |
| S813 | DRINKING PLACES (ALCOHOLIC BEVERAGES) | 144 | 132 | 3 900 | 3 726 | 185 | 169 | 4 567 | 4 265 |
| | DRUG STORES, PROPRIETARY STORES | | | | | | | | |
| S9PT(S91) | TOTAL | 284 | 278 | 29 866 | 29 730 | 319 | 303 | 26 822 | 26 440 |
| S91 | DRUG STORES | 247 | 241 | 27 790 | 27 654 | 261 | 249 | 24 008 | 23 760 |
| (| PROPRIETARY STORES | 37 | 37 | 2 076 | 2 076 | 58 | 54 | 2 814 | 2 740 |
| | OTHER RETAIL STORES | | | | | | | | |
| S9 EX.S91 | TOTAL | 1 629 | 1 135 | 158 776 | 152 514 | 1 641 | 1 075 | 148 195 | 138 791 |
| S92 | LIQUOR STORES | 109 | 109 | 29 080 | 29 080 | 111 | 105 | 25 903 | 25 703 |
| S93 | ANTIQUA STORES, SECONDHAND STORES | 206 | 76 | 5 030 | 3 346 | 150 | 46 | 2 967 | 2 133 |
| S94 | BOOK, STATIONERY STORES | 46 | 32 | 2 573 | 2 363 | 42 | 34 | 2 965 | 2 683 |
| S95 | SPORTING GOODS STORES, BICYCLE SHOPS | 103 | 45 | 3 236 | 2 664 | 72 | 44 | 2 747 | 2 405 |
| S96 | FARM, GARDEN SUPPLY STORES, INCLUDING FEEO STORES | 118 | 94 | 29 395 | 29 087 | 160 | 122 | 33 686 | 32 308 |
| S97 | JEWELRY STORES | 115 | 97 | 11 251 | 11 057 | 151 | 101 | 8 438 | 7 730 |
| S98 | FUEL, ICE DEALERS | 435 | 337 | 63 499 | 61 725 | 456 | 320 | 56 581 | 54 081 |
| S99 | OTHER STORES | 497 | 345 | 14 712 | 13 192 | 499 | 303 | 14 908 | 11 748 |
| | NONSTORE RETAILERS* | | | | | | | | |
| 53 PART* | TOTAL | 372 | 108 | 20 576 | 18 384 | 384 | 116 | 16 283 | 13 293 |

Standard Notes: - Represents zero. (D) Withheld to avoid disclosure. (NA) Not available. (X) Not applicable. † Revised.

*Nonstore retailers, part of SIC major group 53, are shown separately in this table.

**Data not provided because establishments with no payroll are classified only at the next broader kind-of-business level.

†Comparable data not available because of change in kind-of-business definition.

TABLE 2. The State: 1963

| SIC code | Kind of business | Establishments | | Sales | | Payroll, entire year (\$1,000) | Payroll, workweek ended nearest Nov. 15 (dollars) | Paid employees, workweek ended nearest Nov. 15 (number) | Active proprietors of unincorporated businesses (number) |
|-----------|--|----------------|-----------------------|-------------------------------------|---------------------------------------|--------------------------------|---|---|--|
| | | Total (number) | With payroll (number) | Total, all establishments (\$1,000) | Establishments with payroll (\$1,000) | | | | |
| | RETAIL TRADE, TOTAL | 10 093 | 7 521 | 1 185 386 | 1 135 162 | 121 505 | 2 377 269 | 39 320 | 8 788 |
| | LUMBER, BUILDING MATERIALS, HARDWARE, FARM EQUIPMENT DEALERS | | | | | | | | |
| 52 | TOTAL | 543 | 417 | 68 471 | 66 173 | 8 853 | 163 761 | 2 186 | 369 |
| 521 | LUMBER YARDS | 90 | 74 | 21 181 | 21 039 | 3 129 | 55 683 | 718 | 49 |
| | BUILDING MATERIALS DEALERS | 80 | 56 | 10 984 | 10 792 | 1 224 | 22 540 | 284 | 47 |
| 522 | HEATING, PLUMBING EQUIPMENT DEALERS | 31 | 21 | 3 956 | 3 888 | 556 | 10 430 | 118 | 28 |
| 523 | PAINT, GLASS, WALLPAPER STORES | 42 | 36 | (0) | (0) | (0) | (0) | (0) | (0) |
| 524 | ELECTRICAL SUPPLY STORES | 3 | 3 | (0) | (0) | (0) | (0) | (0) | (0) |
| 5251 | HARDWARE STORES | 196 | 152 | 18 213 | 17 191 | 2 385 | 46 190 | 709 | 141 |
| 5252 | FARM EQUIPMENT DEALERS | 101 | 75 | 11 638 | 10 810 | 1 201 | 22 398 | 274 | 78 |
| | GENERAL MERCHANDISE GROUP STORES* | | | | | | | | |
| 53 PART* | TOTAL | 535 | 505 | 124 108 | 123 530 | 16 120 | 310 593 | 6 116 | 389 |
| 531 | DEPARTMENT STORES | 19 | 19 | 48 780 | 48 780 | 6 234 | 124 111 | 2 160 | - |
| 533 | LIMITED PRICE VARIETY STORES | 184 | 184 | 40 147 | 40 121 | 6 178 | 115 346 | 2 597 | 106 |
| 539 | GENERAL MERCHANDISE STORES | 292 | 276 | 33 615 | 33 135 | 3 518 | 67 114 | 1 269 | 254 |
| | DRY GOODS STORES | 21 | 15 | 719 | 699 | 107 | 2 391 | 55 | 12 |
| | SEWING, NEEDLEWORK STORES | 19 | 11 | 847 | 795 | 83 | 1 631 | 35 | 17 |
| | FOOD STORES | | | | | | | | |
| 54 | TOTAL | 2 307 | 1 467 | 321 627 | 297 945 | 20 063 | 442 134 | 6 972 | 2 193 |
| 541 | GROCERY STORES, INCLUDING DELICATESSENS | 2 053 | 1 293 | 310 053 | 287 605 | 18 790 | 416 995 | 6 426 | 1 942 |
| 542 | MEAT MARKETS | 38 | 24 | 2 910 | 2 672 | 188 | 3 592 | 64 | 38 |
| | FISH (SEAFOOD) MARKETS | 4 | 17 | 1 548 | 1 040 | 84 | 1 735 | 35 | 45 |
| 543 | FRUIT STORES, VEGETABLE MARKETS | 30 | 18 | 667 | 529 | 60 | 886 | 29 | 29 |
| 544 | CANOE, NUT, CONFECTIONERY STORES | 50 | 42 | 2 847 | 2 753 | 282 | 5 447 | 134 | 45 |
| 545 | DAIRY PRODUCTS STORES | 17 | 11 | 1 119 | 963 | 97 | 1 944 | 29 | 17 |
| 546 | RETAIL BAKERIES | 65 | 59 | 2 325 | 2 275 | 547 | 11 226 | 249 | 64 |
| 5462 | RETAIL BAKERIES, MANUFACTURING | 59 | 55 | 2 226 | 2 210 | 539 | 11 073 | 240 | 58 |
| 5463 | RETAIL BAKERIES, NONMANUFACTURING | 6 | 4 | 99 | 65 | 8 | 153 | 9 | 6 |
| 549 | EGG AND POULTRY DEALERS | 6 | - | 41 | (0) | (0) | (0) | (0) | (0) |
| | OTHER | 5 | 3 | 117 | (0) | (0) | (0) | (0) | (0) |
| | AUTOMOTIVE DEALERS | | | | | | | | |
| 55 EX-554 | TOTAL | 744 | 580 | 227 301 | 223 541 | 21 514 | 402 909 | 4 758 | 525 |
| 551 | PASSENGER CAR DEALERS, FRANCHISED | 302 | 300 | 190 102 | 189 988 | 18 042 | 339 259 | 3 890 | 118 |
| | DOMESTIC CAR DEALERS | 246 | 244 | 151 697 | 151 583 | 14 367 | 275 058 | 3 161 | 98 |
| | IMPORTED CAR DEALERS | 21 | 21 | 7 657 | 7 657 | 787 | 14 987 | 165 | 7 |
| | DOMESTIC AND IMPORTED CAR DEALERS | 35 | 35 | 30 748 | 30 748 | 2 888 | 49 214 | 564 | 13 |
| 552 | PASSENGER CAR DEALERS, NONFRANCHISED | 219 | 95 | 12 601 | 9 921 | 730 | 13 736 | 207 | 223 |
| 553 | TIRE, BATTERY, ACCESSORY DEALERS | 101 | 87 | 10 833 | 10 449 | 1 515 | 27 805 | 366 | 93 |
| | HOME AND AUTO SUPPLY STORES | 28 | 28 | 3 512 | 3 512 | 396 | 7 767 | 108 | 23 |
| 559 | MISCELLANEOUS AIRCRAFT, MARINE, AUTOMOTIVE DEALERS | 94 | 70 | 10 253 | 9 671 | 831 | 14 342 | 187 | 68 |
| | AIRCRAFT, BOAT, MOTORCYCLE DEALERS | 60 | 46 | 4 627 | 4 143 | 465 | 7 921 | 112 | 49 |
| | HOUSEHOLD TRAILER DEALERS | 29 | 21 | 5 529 | 5 455 | 356 | 6 294 | 72 | 14 |
| | OTHER AUTOMOTIVE DEALERS | 5 | 3 | 97 | 73 | 10 | 127 | 3 | 5 |
| | GASOLINE SERVICE STATIONS | | | | | | | | |
| 55PT(554) | TOTAL | 1 096 | 892 | 85 695 | 79 923 | 6 488 | 126 840 | 2 262 | 1 110 |
| | APPAREL, ACCESSORY STORES | | | | | | | | |
| 56 | TOTAL | 645 | 549 | 59 728 | 57 718 | 8 037 | 152 678 | 2 683 | 505 |
| 561,567 | MEN'S, BOYS' APPAREL STORES, CUSTOM TAILORS | 131 | 117 | 14 398 | 13 946 | 2 087 | 36 526 | 556 | 101 |
| 561 | MEN'S, BOYS' CLOTHING AND FURNISHINGS STORES | 130 | 116 | (0) | (0) | (0) | (0) | (0) | (0) |
| 567 | CUSTOM TAILORS | 1 | 1 | (0) | (0) | (0) | (0) | (0) | (0) |
| 562-3,568 | WOMEN'S CLOTHING, SPECIALTY STORES | 218 | 202 | 16 745 | 16 555 | 2 703 | 55 592 | 1 025 | 172 |
| 562 | WOMEN'S READY-TO-WEAR STORES | 144 | 136 | 13 688 | 13 618 | 2 239 | 46 413 | 827 | 118 |
| 563,568 | WOMEN'S ACCESSORY, SPECIALTY STORES, FURRIERS | 74 | 66 | 3 057 | 2 937 | 464 | 9 179 | 198 | 54 |
| 563 | MILLINERY STORES | 20 | 16 | 527 | 499 | 79 | 1 529 | 34 | 12 |
| | CORSET, LINGERIE STORES | 5 | 5 | (0) | (0) | (0) | (0) | (0) | (0) |
| | HOSIERY STORES | 1 | 1 | (0) | (0) | (0) | (0) | (0) | (0) |
| | APPAREL, ACCESSORY, OTHER SPECIALTY STORES | 40 | 38 | 1 708 | 1 702 | 200 | 3 997 | 110 | 29 |
| 568 | FURRIERS, FUR SHOPS | 8 | 6 | 620 | 534 | 168 | 3 319 | 45 | 5 |
| 565 | FAMILY CLOTHING STORES | 148 | 100 | 19 305 | 18 281 | 2 020 | 37 772 | 714 | 116 |
| 566 | SHOE STORES | 117 | 103 | 7 829 | 7 535 | 1 085 | 19 711 | 320 | 81 |
| | MEN'S SHOE STORES | 4 | 4 | (0) | (0) | (0) | (0) | (0) | (0) |
| | WOMEN'S SHOE STORES | 13 | 13 | (0) | (0) | (0) | (0) | (0) | (0) |
| | CHILDREN'S, JUVENILES' SHOE STORES | - | - | - | - | - | - | - | - |
| | FAMILY SHOE STORES | 100 | 86 | 6 574 | 6 324 | 915 | 16 666 | 276 | 71 |
| 564 | CHILDREN'S, INFANTS' WEAR STORES | 28 | 24 | (0) | (0) | (0) | (0) | (0) | (0) |
| 569 | MISCELLANEOUS APPAREL, ACCESSORY STORES | 3 | 3 | (0) | (0) | (0) | (0) | (0) | (0) |

Standard Notes: - Represents zero. (D) Withheld to avoid disclosure. (NA) Not available. (X) Not applicable.
 *Nonstore retailers, part of SIC major group 53, are shown separately in this table.

TABLE 2. The State: 1963-Continued

| SIC code | Kind of business | Establishments | | Sales | | Payroll, entire year (\$1,000) | Payroll, workweek ended nearest Nov. 15 (dollars) | Paid employees, workweek ended nearest Nov. 15 (number) | Active proprietors of unincorporated businesses (number) |
|---|---|----------------|-----------------------|-------------------------------------|---------------------------------------|--------------------------------|---|---|--|
| | | Total (number) | With payroll (number) | Total, all establishments (\$1,000) | Establishments with payroll (\$1,000) | | | | |
| FURNITURE, HOME FURNISHINGS, EQUIPMENT STORES | | | | | | | | | |
| S7 | TOTAL | 437 | 345 | 34 025 | 32 893 | 5 502 | 100 578 | 1 366 | 314 |
| S71 | FURNITURE, HOME FURNISHINGS STORES | 225 | 179 | 19 602 | 19 064 | 3 418 | 62 136 | 815 | 159 |
| S712 | FURNITURE STORES | 164 | 130 | 16 311 | 15 831 | 2 745 | 49 142 | 635 | 106 |
| S713 | FLOOR COVERING STORES | 35 | 35 | 2 688 | 2 688 | 542 | 10 896 | 136 | 28 |
| S714 | DRAPERY, CURTAIN, UPHOLSTERY STORES | 9 | 9 | 375 | 375 | 107 | 1 770 | 33 | 9 |
| S715 | CHINA, GLASSWARE, METALWARE STORES | 9 | 1 | 104 | (0) | (0) | (0) | (0) | (0) |
| S719 | MISCELLANEOUS HOME FURNISHINGS STORES | 8 | 4 | 124 | (0) | (0) | (0) | (0) | (0) |
| S72 | HOUSEHOLD APPLIANCE STORES | 120 | 98 | 8 742 | 8 528 | 1 253 | 23 737 | 341 | 78 |
| S732 | RADIO, TELEVISION STORES | 65 | 49 | 3 020 | 2 880 | 400 | 7 289 | 116 | 58 |
| S733 | MUSIC STORES | 27 | 19 | 2 661 | 2 421 | 431 | 7 416 | 94 | 19 |
| | RECORD SHOPS | 10 | 6 | 547 | 383 | 34 | 488 | 10 | 10 |
| | MUSICAL INSTRUMENT STORES | 17 | 13 | 2 114 | 2 038 | 397 | 6 928 | 84 | 9 |
| EATING, DRINKING PLACES | | | | | | | | | |
| S8 | TOTAL | 1 501 | 1 245 | 55 213 | 52 811 | 11 544 | 236 894 | 6 272 | 1 507 |
| S812 | EATING PLACES | 1 357 | 1 113 | 51 313 | 49 085 | 10 940 | 225 490 | 5 931 | 1 374 |
| | RESTAURANTS, LUNCHROOMS | 889 | 743 | 38 923 | 37 451 | 8 686 | 178 156 | 4 655 | 903 |
| | CAFETERIAS | 15 | 13 | 970 | 928 | 254 | 4 458 | 102 | 12 |
| | REFRESHMENT PLACES | 409 | 323 | 9 216 | 8 556 | 1 488 | 33 460 | 942 | 419 |
| | CATERERS | 44 | 34 | 2 204 | 2 150 | 512 | 9 416 | 232 | 40 |
| S813 | DRINKING PLACES (ALCOHOLIC BEVERAGES) | 144 | 132 | 3 900 | 3 726 | 604 | 11 404 | 341 | 133 |
| DRUG STORES, PROPRIETARY STORES | | | | | | | | | |
| S9PT(591) | TOTAL | 284 | 278 | 29 866 | 29 730 | 4 646 | 85 988 | 1 459 | 217 |
| S91 | DRUG STORES | 247 | 241 | 27 790 | 27 654 | 4 417 | 81 628 | 1 361 | 182 |
| | PROPRIETARY STORES | 37 | 37 | 2 076 | 2 076 | 229 | 4 360 | 98 | 35 |
| OTHER RETAIL STORES | | | | | | | | | |
| S9 EX-S91 | TOTAL | 1 629 | 1 135 | 158 776 | 152 514 | 15 616 | 295 469 | 4 444 | 1 339 |
| S92 | LIQUOR STORES | 109 | 109 | 29 080 | 29 080 | 1 238 | 22 935 | 349 | 34 |
| S93 | ANTIQUE STORES, SECONDHAND STORES | 206 | 76 | 5 030 | 3 346 | 549 | 10 947 | 186 | 201 |
| S932 | ANTIQUE STORES | 94 | 20 | 1 453 | 579 | 66 | 1 318 | 30 | 102 |
| S933 | SECONDHAND STORES | 112 | 56 | 3 577 | 2 767 | 483 | 9 629 | 156 | 99 |
| S94 | BOOK, STATIONERY STORES | 46 | 32 | 2 573 | 2 363 | 372 | 7 346 | 143 | 46 |
| S942 | BOOK STORES | 24 | 12 | 1 018 | 820 | 89 | 1 935 | 39 | 27 |
| S943 | STATIONERY STORES | 22 | 20 | 1 555 | 1 543 | 283 | 5 411 | 104 | 19 |
| S95 | SPORTING GOODS STORES, BICYCLE SHOPS | 103 | 45 | 3 236 | 2 664 | 323 | 6 033 | 99 | 105 |
| S952 | SPORTING GOODS STORES | 96 | 42 | 3 129 | 2 579 | 311 | 5 845 | 96 | 98 |
| S953 | BICYCLE SHOPS | 7 | 3 | 107 | 85 | 12 | 188 | 3 | 7 |
| S962 | HAY, GRAIN, FEED STORES | 82 | 74 | 25 988 | 25 830 | 1 506 | 26 892 | 347 | 41 |
| S969 | OTHER FARM SUPPLY STORES | 15 | 9 | 2 701 | 2 663 | 134 | 2 573 | 33 | 10 |
| | GARDEN SUPPLY STORES | 21 | 11 | 706 | 594 | 102 | 1 847 | 29 | 16 |
| S97 | JEWELRY STORES | 115 | 97 | 11 251 | 11 057 | 1 749 | 31 753 | 583 | 87 |
| S98 | FUEL, ICE DEALERS | 435 | 337 | 63 499 | 61 725 | 7 633 | 146 542 | 1 886 | 313 |
| S982 | COLD AND WOOD DEALERS | 40 | 30 | (0) | (0) | (0) | (0) | (0) | (0) |
| | ICE DEALERS | 5 | 5 | (0) | (0) | (0) | (0) | (0) | (0) |
| S983 | FUEL OIL DEALERS | 326 | 260 | 51 904 | 50 636 | 6 239 | 121 057 | 1 518 | 226 |
| S984 | BOTTLED GAS DEALERS | 64 | 42 | 6 036 | 5 792 | 805 | 15 667 | 206 | 47 |
| S992 | FLORISTS | 105 | 63 | 3 567 | 3 139 | 731 | 13 068 | 236 | 92 |
| S993 | CIGAR STORES, STANDS | 21 | 15 | 1 058 | 1 004 | 69 | 1 154 | 29 | 20 |
| S994 | NEWS DEALERS, NEWSSTANDS | 31 | 27 | 1 261 | 1 117 | 118 | 2 122 | 52 | 29 |
| S996 | CAMERA, PHOTOGRAPHIC SUPPLY STORES | 15 | 15 | 1 000 | 1 000 | 150 | 2 689 | 43 | 10 |
| S997 | GIFT, NOVELTY, SOUVENIR SHOPS | 150 | 100 | 2 786 | 2 442 | 349 | 7 713 | 206 | 154 |
| S998 | OPTICAL GOODS STORES | 67 | 63 | 1 922 | 1 864 | 215 | 4 032 | 78 | 67 |
| S999 | TYPEWRITER STORES | 5 | 5 | 329 | 329 | 78 | 1 553 | 20 | 3 |
| | LUGGAGE, LEATHER GOODS STORES | 3 | 3 | 167 | 167 | 30 | 462 | 7 | 5 |
| | HOBBY, TOY, GAME SHOPS | 15 | 13 | 669 | 653 | 66 | 1 713 | 40 | 12 |
| | RELIGIOUS GOODS STORES | 8 | 4 | 178 | 160 | 20 | 384 | 10 | 7 |
| | PET SHOPS | 8 | 2 | 140 | (0) | (0) | (0) | (0) | (0) |
| | OTHER | 69 | 35 | 1 635 | (0) | (0) | (0) | (0) | (0) |
| NONSTORE RETAILERS* | | | | | | | | | |
| 53 PART* | TOTAL | 372 | 108 | 20 576 | 18 384 | 3 122 | 59 425 | 802 | 320 |
| 532 | MAIL-DRIVER HOUSES | 20 | 18 | 4 596 | (0) | (0) | (0) | (0) | (0) |
| 534 | MERCHANDISE VENDING MACHINE OPERATORS | 37 | 25 | 4 996 | (0) | (0) | (0) | (0) | (0) |
| 535 | DIRECT SELLING (HOUSE-TO-HOUSE) ORGANIZATIONS | 315 | 65 | 10 984 | 8 954 | 1 977 | 36 010 | 472 | 290 |

Standard Notes: - Represents zero. (D) Withheld to avoid disclosure. (NA) Not available. (X) Not applicable.
 *Nonstore retailers, part of SIC major group 53, are shown separately in this table.

TABLE 3. Counties; Cities of 2,500

| Line number | County and city | Total | | | | | | | | Kind-of-business group | | | |
|-------------|--------------------------------|----------------|--------------|---------------------------|-----------------------------|----------------------|---|--|---|--|-----------|------------------------------------|---------|
| | | Establishments | | Sales | | Payroll, entire year | Payroll, workweek ended nearest Nov. 15 | Paid employees, workweek ended nearest Nov. 15 | Active proprietors of unincorporated businesses | Lumber, building matls., hardware, farm equip. dealers | | General merchandise group stores * | |
| | | Total | With payroll | Total, all establishments | Establishments with payroll | | | | | Establishments | Sales | Establishments | Sales |
| (number) | (number) | (\$1,000) | (\$1,000) | (\$1,000) | (dollars) | (number) | (number) | (number) | (\$1,000) | (number) | (\$1,000) | | |
| 1 | MAINE TOTAL | 10 093 | 7 521 | 1 185 386 | 1 135 162 | 121 505 | 2 377 269 | 39 320 | 8 788 | 543 | 68 471 | 535 | 124 108 |
| 2 | ANDROSCOGGIN COUNTY | 849 | 643 | 114 804 | 110 564 | 13 036 | 246 313 | 3 986 | 715 | 38 | 7 765 | 31 | 10 497 |
| 3 | AUBURN | 212 | 150 | 36 079 | 34 615 | 3 683 | 69 036 | 979 | 181 | 11 | 1 715 | 9 | 1 339 |
| 4 | LEWISTON | 442 | 342 | 62 758 | 60 588 | 7 871 | 147 217 | 2 450 | 364 | 18 | 4 919 | 14 | 8 553 |
| 5 | REMAINDER OF COUNTY | 195 | 151 | 15 967 | 15 361 | 1 482 | 30 060 | 557 | 170 | 9 | 1 131 | 8 | 605 |
| 6 | LISBON TOWN | 51 | 39 | 4 188 | 4 062 | 365 | 7 024 | 133 | 44 | 1 | (0) | 2 | (0) |
| 7 | LIVERMORE FALLS TOWN | 55 | 45 | 5 839 | 5 701 | 567 | 11 650 | 194 | 44 | 3 | 276 | 2 | (0) |
| 8 | ALL OTHER PLACES | 89 | 67 | 5 940 | 5 598 | 550 | 11 386 | 230 | 82 | 5 | (0) | 4 | 299 |
| 9 | AROOSTOOK COUNTY | 941 | 681 | 101 715 | 96 449 | 9 638 | 186 463 | 3 105 | 808 | 68 | 6 115 | 58 | 11 859 |
| 10 | PRESQUE ISLE | 133 | 111 | 24 201 | 23 903 | 2 524 | 48 812 | 746 | 89 | 9 | 1 342 | 10 | 5 253 |
| 11 | REMAINDER OF COUNTY | 808 | 570 | 77 514 | 72 546 | 7 114 | 137 651 | 2 359 | 719 | 59 | 4 773 | 48 | 6 606 |
| 12 | CARIBOU TOWN | 135 | 113 | 19 790 | 19 322 | 2 035 | 38 296 | 612 | 108 | 13 | 1 409 | 5 | 2 137 |
| 13 | FORT FAIRFIELD TOWN | 58 | 48 | 6 291 | 6 217 | 538 | 10 489 | 167 | 48 | 6 | 475 | 2 | (0) |
| 14 | FORT KENT TOWN | 68 | 56 | 8 615 | 8 393 | 810 | 16 476 | 282 | 54 | 6 | 478 | 3 | 622 |
| 15 | HOULTON TOWN | 120 | 96 | 14 218 | 13 500 | 1 622 | 31 115 | 531 | 103 | 8 | 666 | 5 | 658 |
| 16 | LIMESTONE TOWN | 23 | 19 | 2 588 | 2 518 | 226 | 4 608 | 79 | 17 | 4 | 197 | 1 | (0) |
| 17 | MAOAWASKA TOWN | 78 | 52 | 6 238 | 5 820 | 543 | 9 827 | 216 | 69 | 4 | 107 | 3 | 687 |
| 18 | VAN BUREN TOWN | 67 | 37 | 4 705 | 4 125 | 382 | 7 423 | 134 | 68 | 4 | 309 | 3 | (0) |
| 19 | ALL OTHER PLACES | 259 | 149 | 15 069 | 12 651 | 958 | 19 417 | 338 | 252 | 14 | 1 132 | 26 | 1 721 |
| 20 | CUMBERLAND COUNTY | 1 711 | 1 347 | 267 344 | 260 130 | 30 244 | 593 778 | 10 013 | 1 347 | 76 | 13 167 | 67 | 36 098 |
| 21 | PORTLAND | 753 | 627 | 155 494 | 152 310 | 18 961 | 366 168 | 5 960 | 535 | 26 | 4 028 | 27 | 28 478 |
| 22 | SOUTH PORTLAND | 143 | 107 | 22 560 | 21 672 | 2 079 | 42 506 | 683 | 111 | 3 | (0) | 4 | 504 |
| 23 | WESTBROOK | 139 | 107 | 15 778 | 15 100 | 1 479 | 34 738 | 628 | 118 | 9 | 722 | 6 | 1 036 |
| 24 | REMAINDER OF COUNTY | 676 | 506 | 73 512 | 71 048 | 7 725 | 150 366 | 2 742 | 583 | 38 | (0) | 30 | 6 080 |
| 25 | BRUNSWICK TOWN | 152 | 128 | 22 798 | 22 416 | 2 532 | 48 602 | 866 | 118 | 9 | 1 160 | 5 | 2 566 |
| 26 | GORHAM TOWN | 58 | 38 | 5 991 | 5 729 | 618 | 10 965 | 192 | 49 | 6 | 1 421 | 1 | (0) |
| 27 | YARMOUTH TOWN | 34 | 30 | 3 645 | 3 615 | 406 | 7 904 | 155 | 29 | 1 | (0) | 2 | (0) |
| 28 | ALL OTHER PLACES | 432 | 310 | 41 078 | 39 288 | 4 169 | 82 895 | 1 529 | 387 | 22 | 4 641 | 22 | 3 286 |
| 29 | FRANKLIN COUNTY | 270 | 180 | 22 102 | 20 602 | 1 864 | 35 943 | 643 | 266 | 19 | 1 845 | 14 | 1 601 |
| 30 | FARMINGTON TOWN | 90 | 58 | 11 277 | 10 749 | 1 028 | 20 769 | 346 | 78 | 7 | 1 099 | 4 | 751 |
| 31 | ALL OTHER PLACES | 180 | 122 | 10 825 | 9 853 | 836 | 15 174 | 297 | 188 | 12 | 746 | 10 | 850 |
| 32 | HANCOCK COUNTY | 467 | 345 | 38 913 | 36 767 | 3 742 | 80 839 | 1 334 | 418 | 24 | 2 462 | 36 | 3 345 |
| 33 | ELLSWORTH | 98 | 84 | 15 564 | 15 266 | 1 573 | 36 930 | 615 | 76 | 8 | 796 | 7 | 1 268 |
| 34 | REMAINDER OF COUNTY | 369 | 261 | 23 349 | 21 501 | 2 169 | 43 909 | 719 | 342 | 16 | 1 666 | 29 | 2 077 |
| 35 | KENNEBEC COUNTY | 906 | 660 | 119 901 | 115 135 | 12 609 | 245 098 | 3 959 | 781 | 36 | 6 410 | 46 | 13 341 |
| 36 | AUGUSTA | 256 | 198 | 39 851 | 38 349 | 4 350 | 82 828 | 1 341 | 200 | 5 | 1 050 | 11 | 4 589 |
| 37 | GARINER | 103 | 59 | 11 609 | 10 881 | 1 092 | 21 359 | 337 | 86 | 2 | (0) | 5 | 777 |
| 38 | HALLOWELL | 43 | 23 | 3 318 | 2 952 | 300 | 5 390 | 89 | 37 | 1 | (0) | 2 | (0) |
| 39 | WATERVILLE | 229 | 195 | 42 346 | 41 608 | 4 760 | 95 074 | 1 496 | 186 | 12 | 3 612 | 12 | 5 478 |
| 40 | REMAINDER OF COUNTY | 275 | 185 | 22 777 | 21 345 | 2 107 | 40 447 | 696 | 272 | 16 | 1 594 | 16 | (0) |
| 41 | WINSLOW TOWN | 33 | 33 | 5 875 | 5 811 | 655 | 12 325 | 175 | 28 | 1 | (0) | - | - |
| 42 | ALL OTHER PLACES | 242 | 152 | 16 902 | 15 534 | 1 452 | 28 122 | 521 | 244 | 15 | (0) | 16 | (0) |
| 43 | KNOX COUNTY | 345 | 261 | 39 135 | 37 169 | 3 866 | 74 310 | 1 179 | 298 | 19 | 3 214 | 15 | 3 376 |
| 44 | ROCKLAND | 136 | 112 | 21 931 | 21 245 | 2 400 | 45 696 | 706 | 98 | 7 | 2 002 | 5 | 2 821 |
| 45 | REMAINDER OF COUNTY | 209 | 149 | 17 204 | 15 924 | 1 466 | 28 614 | 473 | 200 | 12 | 1 212 | 10 | 555 |
| 46 | CAMDEN TOWN | 64 | 50 | 7 695 | 7 423 | 694 | 13 453 | 217 | 50 | 2 | (0) | 1 | (0) |
| 47 | ALL OTHER PLACES | 145 | 99 | 9 509 | 8 501 | 772 | 15 161 | 256 | 150 | 10 | (0) | 9 | (0) |
| 48 | LINCOLN COUNTY | 296 | 224 | 26 058 | 24 868 | 2 391 | 48 546 | 770 | 269 | 17 | 2 297 | 25 | 1 824 |
| 49 | OXFORD COUNTY | 475 | 339 | 48 115 | 46 171 | 4 131 | 78 288 | 1 332 | 436 | 27 | 3 029 | 35 | 3 629 |
| 50 | MEXICO TOWN | 41 | 29 | 3 956 | 3 750 | 271 | 5 095 | 91 | 42 | 2 | (0) | - | - |
| 51 | NORWAY TOWN | 58 | 52 | 8 292 | 8 196 | 822 | 15 701 | 255 | 44 | 3 | 619 | 3 | 661 |
| 52 | RUMFORD TOWN | 124 | 94 | 15 913 | 15 451 | 1 568 | 29 807 | 509 | 107 | 5 | 1 272 | 6 | 1 234 |
| 53 | ALL OTHER PLACES | 252 | 164 | 19 964 | 18 774 | 1 470 | 27 685 | 477 | 243 | 17 | (0) | 26 | 1 734 |
| 54 | PENOBSCOT COUNTY | 1 101 | 873 | 166 324 | 161 262 | 17 475 | 338 159 | 5 357 | 919 | 58 | 7 155 | 69 | 23 568 |
| 55 | BANGOR | 361 | 305 | 85 091 | 84 081 | 9 895 | 189 606 | 2 937 | 247 | 12 | 1 643 | 16 | 18 195 |
| 56 | BREWER | 100 | 86 | 14 677 | 14 361 | 1 483 | 29 023 | 387 | 83 | 5 | 1 102 | 6 | 350 |
| 57 | OLO TOWN | 85 | 73 | 9 481 | 9 175 | 995 | 19 933 | 323 | 74 | 3 | 287 | 6 | 838 |
| 58 | REMAINDER OF COUNTY | 555 | 409 | 57 075 | 53 645 | 5 102 | 99 597 | 1 710 | 515 | 38 | 4 123 | 41 | 4 185 |
| 59 | OEXTER TOWN | 61 | 45 | 6 253 | 5 765 | 602 | 10 944 | 193 | 54 | 4 | 394 | 4 | 340 |
| 60 | LINCOLN TOWN | 64 | 56 | 9 504 | 9 218 | 893 | 18 224 | 271 | 56 | 3 | 287 | 3 | 603 |
| 61 | MILLINOCKET TOWN | 57 | 45 | 9 025 | 8 813 | 867 | 17 012 | 246 | 50 | 2 | (0) | 3 | 693 |
| 62 | ORONO TOWN | 31 | 23 | 3 712 | 3 468 | 372 | 7 243 | 166 | 28 | 3 | 136 | 1 | (0) |
| 63 | ALL OTHER PLACES | 342 | 240 | 28 581 | 26 381 | 2 368 | 46 174 | 834 | 327 | 26 | (0) | 30 | (0) |
| 64 | PISCATAQUIS COUNTY | 181 | 147 | 16 991 | 16 087 | 1 491 | 31 001 | 533 | 168 | 9 | 797 | 14 | 1 079 |
| 65 | SAGadahoc COUNTY | 201 | 149 | 20 133 | 19 139 | 2 050 | 40 380 | 602 | 174 | 10 | 701 | 7 | 2 207 |
| 66 | BATH | 120 | 94 | 14 816 | 14 370 | 1 607 | 31 023 | 470 | 95 | 5 | 506 | 5 | (0) |
| 67 | REMAINDER OF COUNTY | 81 | 55 | 5 317 | 4 769 | 443 | 9 357 | 132 | 79 | 5 | 195 | 2 | (0) |
| 68 | SOMERSET COUNTY | 455 | 317 | 41 912 | 38 416 | 3 659 | 72 276 | 1 192 | 405 | 33 | 2 392 | 24 | 2 209 |
| 69 | FAIRFIELD TOWN | 66 | 44 | 6 867 | 6 505 | 517 | 10 241 | 149 | 59 | 4 | 357 | 1 | (0) |
| 70 | MAISON TOWN | 52 | 28 | 3 630 | 2 972 | 250 | 4 767 | 85 | 50 | 5 | 148 | 1 | (0) |
| 71 | PITTSFIELD TOWN | 57 | 41 | 5 712 | 5 318 | 543 | 10 687 | 156 | 47 | 6 | 609 | 2 | (0) |
| 72 | SKOWHEGAN TOWN | 130 | 104 | 16 500 | 15 808 | 1 718 | 32 854 | 561 | 97 | 11 | 625 | 5 | 1 170 |
| 73 | ALL OTHER PLACES | 150 | 100 | 9 203 | 7 813 | 631 | 13 727 | 241 | 152 | 7 | 653 | 15 | 759 |
| 74 | WALOO COUNTY | 232 | 166 | 17 809 | 16 821 | 1 540 | 29 920 | 551 | 221 | 14 | 899 | 17 | 1 424 |
| 75 | BELFAST | 97 | 81 | 11 222 | 11 090 | 1 030 | 19 564 | 334 | 84 | 8 | 565 | 5 | 731 |
| 76 | REMAINDER OF COUNTY | 135 | 85 | 6 587 | 5 731 | 510 | 10 356 | 217 | 137 | 6 | 334 | 12 | 693 |

Standard Notes: - Represents zero. (D) Withheld to avoid disclosure. (NA) Not available. (X) Not applicable.
 *Nonstore retailers, part of SIC major group 53, are shown separately in this table.

Inhabitants or More: 1963

| Kind-of-business group - continued | | | | | | | | | | | | | | | | | | Line number |
|------------------------------------|-----------------|------------------------|-----------------|---------------------------|-----------------|---------------------------|-----------------|---|-----------------|---------------------------|-----------------|---------------------------------|-----------------|---------------------------|-----------------|---------------------------|-----------------|-------------|
| Food stores | | Automotive dealers | | Gasoline service stations | | Apparel, accessory stores | | Furniture, home furnishings, equipment stores | | Eating, drinking places | | Drug stores, proprietary stores | | Other retail stores | | Nonstore retailers * | | |
| Estab-lish-ments (number) | Sales (\$1,000) | Estab-lish-ments (No.) | Sales (\$1,000) | Estab-lish-ments (number) | Sales (\$1,000) | Estab-lish-ments (number) | Sales (\$1,000) | Estab-lish-ments (number) | Sales (\$1,000) | Estab-lish-ments (number) | Sales (\$1,000) | Estab-lish-ments (No.) | Sales (\$1,000) | Estab-lish-ments (number) | Sales (\$1,000) | Estab-lish-ments (number) | Sales (\$1,000) | |
| 2 307 | 321 627 | 744 | 227 301 | 1 096 | 85 695 | 645 | 59 728 | 437 | 34 025 | 1 501 | 55 213 | 284 | 29 866 | 1 629 | 158 776 | 372 | 20 576 | 1 |
| 187 | 29 036 | 61 | 23 790 | 70 | 6 795 | 66 | 9 199 | 62 | 3 498 | 146 | 5 795 | 18 | 2 176 | 139 | 14 756 | 31 | 1 497 | 2 |
| 41 | 8 951 | 13 | 13 859 | 28 | 2 877 | 10 | 546 | 16 | 483 | 34 | 1 428 | 4 | 538 | 37 | 4 203 | 9 | 140 | 3 |
| 100 | 14 235 | 28 | 8 048 | 27 | 2 607 | 46 | 8 222 | 35 | 2 676 | 73 | 3 388 | 10 | 1 206 | 66 | 7 574 | 19 | 1 330 | 4 |
| 46 | 5 850 | 20 | 1 883 | 15 | 1 311 | 10 | 431 | 11 | 339 | 39 | 979 | 4 | 432 | 36 | 2 979 | 3 | 27 | 5 |
| 11 | 1 312 | 10 | 734 | 6 | 482 | 3 | (D) | 3 | 25 | 7 | 165 | 1 | (D) | (D) | 898 | - | - | 6 |
| 14 | 1 975 | 4 | 931 | 2 | (D) | 5 | 265 | 5 | 236 | 5 | 102 | 2 | (D) | 13 | 1 356 | - | - | 7 |
| 21 | 2 563 | 6 | 218 | 7 | (D) | 2 | (D) | 3 | 78 | 21 | 712 | 1 | (D) | 16 | 725 | 3 | 27 | 8 |
| 217 | 24 389 | 69 | 19 729 | 122 | 7 513 | 78 | 5 543 | 43 | 2 865 | 108 | 3 528 | 22 | 2 414 | 120 | 15 686 | 36 | 2 074 | 9 |
| 19 | 3 111 | 12 | 5 733 | 15 | 1 154 | 9 | 981 | 11 | 257 | 17 | 421 | 3 | 351 | 24 | 5 343 | 4 | 255 | 10 |
| 198 | 21 278 | 57 | 13 996 | 107 | 6 359 | 69 | 4 562 | 32 | 2 608 | 91 | 3 107 | 19 | 2 063 | 96 | 10 343 | 32 | 1 819 | 11 |
| 30 | 4 101 | 14 | 5 032 | 14 | 925 | 11 | (D) | 9 | 1 027 | 10 | 678 | 4 | 350 | 24 | 2 887 | 1 | (D) | 12 |
| 8 | 1 806 | 7 | 1 206 | 6 | 330 | 4 | 151 | 3 | 68 | 7 | 86 | 2 | (D) | 10 | 1 661 | 3 | 182 | 13 |
| 17 | 1 997 | 6 | 2 667 | 5 | 356 | 8 | 501 | 4 | 245 | 7 | 203 | 2 | (D) | 9 | 1 019 | 1 | (D) | 14 |
| 24 | 2 836 | 13 | 2 482 | 15 | 1 262 | 10 | 1 407 | 5 | 981 | 13 | 710 | 4 | 447 | 19 | 2 403 | 4 | 366 | 15 |
| 2 | (D) | 2 | (D) | 4 | 426 | 2 | (D) | - | - | 4 | 187 | 1 | (D) | 3 | 129 | - | - | 16 |
| 15 | 1 987 | 2 | (D) | 5 | 323 | 10 | 567 | 3 | 155 | 18 | 512 | 2 | (D) | 8 | 522 | 8 | 381 | 17 |
| 15 | 1 384 | 5 | 724 | 8 | 436 | 10 | 446 | 7 | - | 7 | 194 | 2 | (D) | 8 | 294 | 5 | 195 | 18 |
| 87 | (D) | 8 | 710 | 50 | 2 301 | 14 | 504 | 8 | 132 | 25 | 537 | 2 | (D) | 15 | 1 428 | 10 | (D) | 19 |
| 372 | 69 321 | 111 | 49 183 | 182 | 16 189 | 97 | 12 680 | 84 | 8 388 | 302 | 14 590 | 55 | 6 388 | 294 | 36 068 | 71 | 5 272 | 20 |
| 168 | 34 913 | 37 | 31 895 | 60 | 5 585 | 61 | 8 086 | 47 | 5 787 | 136 | 8 088 | 28 | 3 467 | 129 | 20 795 | 34 | 4 372 | 21 |
| 33 | 8 216 | 8 | 5 934 | 25 | 1 934 | 6 | 842 | 11 | 592 | 23 | 795 | 7 | 814 | 15 | 1 624 | 8 | (D) | 22 |
| 28 | 4 229 | 4 | 1 994 | 14 | 1 426 | 9 | 764 | 6 | 896 | 25 | 680 | 4 | 480 | 25 | 3 224 | 9 | 327 | 23 |
| 143 | 21 963 | 62 | 9 360 | 83 | 7 244 | 21 | 2 988 | 20 | 1 113 | 118 | 5 027 | 16 | 1 627 | 125 | 10 425 | 20 | (D) | 24 |
| 36 | 6 460 | 16 | 4 358 | 17 | 1 807 | 9 | 848 | 10 | (D) | 10 | 224 | 5 | 495 | 21 | 3 047 | 2 | (D) | 25 |
| 12 | 1 182 | 2 | (D) | 5 | 691 | 1 | (D) | 4 | 150 | 22 | 255 | 2 | (D) | 14 | 1 734 | 1 | (D) | 26 |
| 7 | 1 540 | 2 | (D) | 4 | 550 | 2 | (D) | 1 | (D) | 8 | 177 | 1 | (D) | 5 | 759 | 1 | (D) | 27 |
| 88 | 12 781 | 42 | 4 889 | 57 | 4 196 | 9 | 2 090 | 5 | 113 | 78 | 3 371 | 8 | 698 | 85 | 4 885 | 16 | 128 | 28 |
| 58 | 6 765 | 22 | 4 174 | 34 | 2 046 | 16 | 901 | 5 | 240 | 28 | 729 | 7 | 609 | 54 | 2 686 | 13 | 506 | 29 |
| 10 | 2 616 | 8 | 2 655 | 14 | 685 | 6 | 521 | 3 | (D) | 8 | 385 | 2 | (D) | 20 | 1 644 | 8 | 469 | 30 |
| 48 | 4 149 | 14 | 1 519 | 20 | 1 361 | 10 | 380 | 2 | (D) | 20 | 344 | 5 | (D) | 34 | 1 042 | 5 | 37 | 31 |
| 120 | 11 044 | 31 | 7 152 | 40 | 3 012 | 33 | 1 507 | 9 | 512 | 75 | 2 223 | 12 | 1 112 | 74 | 5 895 | 13 | 649 | 32 |
| 16 | 3 676 | 10 | 4 326 | 12 | 1 247 | 7 | 481 | 4 | (D) | 14 | 768 | 3 | 349 | 17 | (D) | - | - | 33 |
| 104 | 7 368 | 21 | 2 826 | 28 | 1 765 | 26 | 1 026 | 5 | (D) | 61 | 1 455 | 9 | 763 | 57 | (D) | 13 | 649 | 34 |
| 222 | 31 126 | 79 | 24 154 | 79 | 7 901 | 52 | 7 559 | 42 | 3 884 | 131 | 4 802 | 25 | 3 328 | 146 | 15 504 | 48 | 1 892 | 35 |
| 68 | 11 285 | 19 | 9 616 | 30 | 2 848 | 18 | 2 615 | 12 | 1 477 | 40 | 1 443 | 11 | 976 | 32 | 3 667 | 10 | 285 | 36 |
| 26 | 3 923 | 11 | 2 238 | 6 | 852 | 10 | 690 | 2 | (D) | 9 | 332 | 2 | (D) | 19 | 2 157 | 11 | 218 | 37 |
| 7 | 459 | 2 | (D) | 2 | (D) | 1 | (D) | 2 | (D) | 6 | 177 | 2 | (D) | 16 | 1 971 | 2 | (D) | 38 |
| 58 | 9 610 | 23 | 8 207 | 13 | 1 728 | 15 | 3 375 | 13 | 1 836 | 35 | 1 755 | 5 | 1 596 | 38 | 4 708 | 5 | 441 | 39 |
| 63 | 5 849 | 24 | (D) | 28 | (D) | 8 | (D) | 13 | 393 | 41 | 1 095 | 5 | 472 | 41 | 3 001 | 20 | (D) | 40 |
| 9 | 1 320 | 4 | 1 552 | 6 | 482 | - | - | 2 | (D) | 4 | 140 | 1 | (D) | 3 | (D) | 3 | (D) | 41 |
| 54 | 4 529 | 20 | (D) | 22 | (D) | 8 | (D) | 11 | (D) | 37 | 955 | 4 | (D) | 38 | (D) | 17 | 158 | 42 |
| 66 | 10 563 | 27 | 6 329 | 32 | 1 946 | 33 | 2 476 | 14 | 975 | 40 | 1 099 | 13 | 1 303 | 68 | 7 419 | 18 | 435 | 43 |
| 27 | 5 954 | 9 | 2 245 | 10 | 788 | 20 | 1 739 | 8 | 670 | 11 | 461 | 6 | 684 | 28 | 4 395 | 5 | 172 | 44 |
| 39 | 4 609 | 18 | 4 084 | 22 | 1 158 | 13 | 737 | 6 | 305 | 29 | 638 | 7 | 619 | 40 | 3 024 | 13 | 263 | 45 |
| 14 | 2 132 | 6 | 1 368 | 5 | 471 | 7 | 642 | 2 | (D) | 6 | 151 | 3 | 309 | 18 | 2 084 | - | - | 46 |
| 25 | 2 477 | 12 | 2 716 | 17 | 687 | 6 | 95 | 4 | (D) | 23 | 487 | 4 | 310 | 22 | 940 | 13 | 263 | 47 |
| 55 | 6 246 | 18 | 5 973 | 30 | 2 289 | 16 | 759 | 9 | 514 | 48 | 1 187 | 6 | 653 | 59 | 3 632 | 13 | 684 | 48 |
| 119 | 13 990 | 40 | 11 790 | 64 | 3 975 | 22 | 1 399 | 14 | 787 | 56 | 1 407 | 12 | 1 117 | 67 | 5 268 | 19 | 1 724 | 49 |
| 9 | 911 | 8 | 2 075 | 5 | 465 | - | - | 1 | (D) | 10 | 304 | 1 | (D) | 3 | 66 | 2 | (D) | 50 |
| 11 | 1 714 | 8 | 2 615 | 8 | 579 | 6 | 200 | 2 | (D) | 2 | (D) | 2 | (D) | 12 | 1 257 | 1 | (D) | 51 |
| 31 | 4 964 | 7 | 1 935 | 14 | 1 123 | 11 | 955 | 8 | 504 | 16 | 477 | 4 | 369 | 15 | 1 853 | 7 | 1 227 | 52 |
| 68 | 6 401 | 17 | 5 165 | 37 | 1 808 | 5 | 244 | 3 | 55 | 28 | (D) | 5 | 412 | 37 | 2 092 | 9 | 429 | 53 |
| 242 | 42 469 | 94 | 34 194 | 143 | 12 217 | 77 | 9 338 | 50 | 4 849 | 151 | 6 716 | 31 | 3 416 | 144 | 19 585 | 42 | 2 817 | 54 |
| 67 | 16 397 | 32 | 20 433 | 37 | 4 576 | 34 | 6 275 | 25 | 3 213 | 58 | 3 077 | 12 | 1 400 | 52 | 8 038 | 16 | 1 844 | 55 |
| 19 | 4 408 | 7 | (D) | 20 | 1 344 | 6 | 787 | 4 | 302 | 10 | 306 | 2 | (D) | 15 | 3 018 | 6 | 216 | 56 |
| 27 | 3 374 | 2 | (D) | 10 | 624 | 5 | 1 078 | 5 | 587 | 6 | 279 | 4 | (D) | 14 | 1 819 | 3 | 87 | 57 |
| 129 | 18 290 | 53 | 11 073 | 76 | 5 673 | 32 | 1 198 | 16 | 747 | 77 | 3 054 | 13 | 1 352 | 63 | 6 710 | 17 | 670 | 58 |
| 15 | 1 889 | 9 | 2 005 | 6 | 371 | 6 | 300 | 2 | (D) | 5 | 285 | 1 | (D) | 7 | 368 | 2 | (D) | 59 |
| 15 | 3 170 | 8 | 2 474 | 6 | 915 | 6 | 403 | 2 | (D) | 4 | 159 | 2 | (D) | 15 | 1 003 | - | - | 60 |
| 11 | 2 591 | 7 | 2 487 | 4 | 295 | 7 | 207 | 5 | 329 | 8 | 211 | 3 | 283 | 6 | 1 307 | 1 | (D) | 61 |
| 8 | 1 586 | - | - | 6 | 652 | 1 | (D) | - | - | 4 | 545 | 1 | (D) | 5 | 556 | 2 | (D) | 62 |
| 80 | 9 054 | 29 | 4 107 | 54 | 3 440 | 12 | (D) | 7 | 138 | 56 | 1 854 | 6 | 438 | 30 | 3 476 | 12 | 342 | 63 |
| 38 | 4 950 | 19 | 3 569 | 17 | 1 201 | 10 | 922 | 7 | 618 | 23 | 486 | 7 | 698 | 32 | 2 561 | 5 | 110 | 64 |
| 39 | 5 833 | 15 | 2 762 | 30 | 2 762 | 15 | 615 | 7 | 476 | 26 | 779 | 6 | 499 | 43 | 3 477 | 3 | 22 | 65 |
| 21 | 4 688 | 8 | 1 546 | 14 | 1 626 | 13 | (D) | 4 | 371 | 14 | 628 | 5 | (D) | 29 | 2 308 | 2 | (D) | 66 |
| 18 | 1 145 | 7 | 1 216 | 16 | 1 136 | 2 | (D) | 3 | 105 | 12 | 151 | 1 | (D) | 14 | 1 169 | 1 | (D) | 67 |
| 135 | 15 348 | 31 | 5 136 | 51 | 3 774 | 22 | 1 442 | 19 | 1 349 | 45 | 1 285 | 16 | 1 532 | 63 | 6 426 | 16 | 1 019 | 68 |
| 21 | 2 539 | 5 | (D) | 5 | 378 | 2 | (D) | 5 | 327 | 6 | 181 | 2 | (D) | 10 | 2 195 | 5 | 314 | 69 |
| 16 | 1 404 | 7 | 1 046 | 3 | 151 | 2 | (D) | 3 | 107 | 6 | 135 | 2 | (D) | 5 | 273 | 2 | (D) | 70 |
| 17 | 2 457 | 3 | (D) | 7 | 512 | 5 | 224 | 1 | (D) | 4 | 72 | 3 | 223 | 7 | 698 | 2 | (D) | 71 |
| 29 | 5 137 | 11 | 3 103 | 16 | 1 133 | 7 | 737 | 7 | (D) | 16 | 604 | 4 | 521 | 22 | 2 159 | 2 | (D) | 72 |
| 52 | 3 811 | 5 | 334 | 20 | 1 600 | 6 | 173 | 3 | 45 | 13 | 293 | 5 | 325 | 19 | 1 101 | 5 | 109 | 73 |
| 45 | 5 193 | 19 | 3 455 | 31 | 1 655 | 10 | 446 | 8 | 333 | 37 | 904 | 5 | 433 | 38 | 2 991 | 8 | 76 | 74 |
| 13 | 3 664 | 13 | 2 687 | 8 | 504 | 9 | (D) | 3 | 235 | 16 | 308 | 3 | (D) | 15 | 1 788 | 4 | 12 | 75 |
| 32 | 1 529 | 6 | 768 | 23 | 1 151 | 1 | (D) | 5 | 98 | 21 | 596 | 2 | (D) | 23 | 1 203 | 4 | 64 | 76 |

TABLE 3. Counties; Cities of 2,500

| Line number | County and city | Total | | | | | | | Kind-of-business group | | | | |
|-------------|----------------------------------|----------------|--------------|---------------------------|-----------------------------|----------------------|---|--|---|---|-----------|------------------------------------|-----------|
| | | Establishments | | Sales | | Payroll, entire year | Payroll, workweek ended nearest Nov. 15 | Paid employees, workweek ended nearest Nov. 15 | Active proprietors of unincorporated businesses | Lumber, building mats., hardware, farm equip. dealers | | General merchandise group stores * | |
| | | Total | With payroll | Total, all establishments | Establishments with payroll | | | | | Estab-lish-ments | Sales | Estab-lish-ments | Sales |
| | | (number) | (number) | (\$1,000) | (\$1,000) | (\$1,000) | (dollars) | (number) | (number) | (number) | (\$1,000) | (number) | (\$1,000) |
| 1 | WASHINGTON COUNTY | 404 | 256 | 29 759 | 26 925 | 2 309 | 49 124 | 869 | 401 | 32 | 1 639 | 30 | 3 071 |
| 2 | CALAIS | 76 | 60 | 9 557 | 9 269 | 826 | 17 481 | 311 | 66 | 7 | 264 | 7 | 1 459 |
| 3 | EASTPORT | 43 | 23 | 2 043 | 1 699 | 158 | 3 897 | 60 | 44 | 3 | (0) | 1 | (0) |
| 4 | REMAINDER OF COUNTY | 285 | 173 | 18 159 | 15 957 | 1 325 | 27 746 | 498 | 291 | 22 | (0) | 22 | (0) |
| 5 | YORK COUNTY | 1 259 | 933 | 114 371 | 108 657 | 11 460 | 226 831 | 3 895 | 1 162 | 63 | 8 584 | 47 | 4 980 |
| 6 | BIODEFORO | 268 | 200 | 31 353 | 29 843 | 3 000 | 59 589 | 1 019 | 224 | 12 | 2 570 | 7 | 1 988 |
| 7 | SACO | 103 | 65 | 7 924 | 7 428 | 727 | 13 985 | 257 | 99 | 6 | 413 | 1 | (0) |
| 8 | REMAINDER OF COUNTY | 888 | 668 | 75 094 | 71 386 | 7 733 | 153 257 | 2 619 | 839 | 45 | 5 601 | 39 | (0) |
| 9 | KENNEBUNK TOWN | 66 | 58 | 8 520 | 8 288 | 910 | 17 276 | 288 | 52 | 5 | 464 | 4 | 88 |
| 10 | KITTERY TOWN | 68 | 56 | 10 014 | 9 838 | 1 263 | 23 214 | 414 | 55 | - | - | 2 | (0) |
| 11 | OLD ORCHARO BEACH TOWN | 110 | 90 | 4 860 | 4 596 | 476 | 10 589 | 241 | 108 | - | (0) | 5 | 243 |
| 12 | SANFORD TOWN | 197 | 145 | 22 521 | 21 193 | 2 342 | 43 810 | 709 | 176 | 11 | 2 683 | 7 | 1 431 |
| 13 | ALL OTHER PLACES | 447 | 319 | 29 179 | 27 471 | 2 742 | 58 368 | 967 | 448 | 29 | (0) | 21 | 943 |

Standard Notes: - Represents zero. (D) Withheld to avoid disclosure. (NA) Not available. (X) Not applicable.
 *Nonstore retailers, part of SIC major group 53, are shown separately in this table.

Inhabitants or More: 1963—Continued

| Kind-of-business group — continued | | | | | | | | | | | | | | | | | | Line number |
|------------------------------------|-----------------|------------------------|-----------------|---------------------------|-----------------|---------------------------|-----------------|---|-----------------|---------------------------|-----------------|---------------------------------|-----------------|---------------------------|-----------------|---------------------------|-----------------|-------------|
| Food stores | | Automotive dealers | | Gasoline service stations | | Apparel, accessory stores | | Furniture, home furnishings, equipment stores | | Eating, drinking places | | Drug stores, proprietary stores | | Other retail stores | | Nonstore retailers | | |
| Estab-lish-ments (number) | Sales (\$1,000) | Estab-lish-ments (No.) | Sales (\$1,000) | Estab-lish-ments (number) | Sales (\$1,000) | Estab-lish-ments (number) | Sales (\$1,000) | Estab-lish-ments (number) | Sales (\$1,000) | Estab-lish-ments (number) | Sales (\$1,000) | Estab-lish-ments (No.) | Sales (\$1,000) | Estab-lish-ments (number) | Sales (\$1,000) | Estab-lish-ments (number) | Sales (\$1,000) | |
| 110 | 11 666 | 29 | 4 104 | 51 | 2 403 | 24 | 1 214 | 14 | 604 | 38 | 773 | 16 | 905 | 49 | 2 949 | 11 | 431 | 1 |
| 19 | 4 257 | 6 | 798 | 13 | 880 | 5 | 403 | 4 | (D) | 4 | 51 | 3 | 298 | 7 | 634 | 1 | (D) | 2 |
| 11 | 1 004 | 2 | (D) | - | - | 6 | 118 | 2 | (D) | 4 | 65 | 2 | (D) | 7 | 250 | 5 | 52 | 3 |
| 80 | 6 405 | 21 | (D) | 38 | 1 523 | 13 | 693 | 8 | 344 | 30 | 657 | 11 | (D) | 35 | 2 065 | 5 | 82 | 4 |
| 282 | 33 688 | 79 | 21 807 | 120 | 10 017 | 74 | 3 728 | 50 | 4 133 | 247 | 8 910 | 33 | 3 283 | 239 | 13 873 | 25 | 1 368 | 5 |
| 70 | 9 602 | 15 | 6 028 | 17 | 2 163 | 25 | 1 662 | 14 | 1 599 | 42 | 1 179 | 8 | 678 | 51 | 3 383 | 7 | 501 | 6 |
| 28 | 3 286 | 6 | 838 | 13 | 1 055 | 2 | (D) | 5 | 290 | 12 | 406 | 2 | (D) | 24 | 1 036 | 4 | 16 | 7 |
| 184 | 20 800 | 58 | 14 941 | 90 | 6 799 | 47 | (D) | 31 | 2 244 | 193 | 7 325 | 23 | 2 184 | 164 | 9 454 | 14 | 851 | 8 |
| 7 | 1 860 | 6 | 2 142 | 8 | 925 | 5 | (D) | 4 | 238 | 7 | 607 | 3 | (D) | 17 | 1 423 | - | - | 9 |
| 17 | 3 533 | 6 | 1 167 | 15 | 1 423 | - | - | 2 | (D) | 13 | 2 397 | 1 | (D) | 12 | 1 129 | - | - | 10 |
| 27 | 2 036 | 1 | (D) | 5 | 294 | 3 | 43 | 2 | (D) | 40 | 753 | 3 | (D) | 24 | 1 098 | - | - | 11 |
| 44 | 6 553 | 19 | 4 074 | 21 | 1 723 | 16 | 970 | 11 | 1 404 | 31 | 571 | 8 | 655 | 26 | 2 078 | 3 | 379 | 12 |
| 89 | 6 818 | 26 | (D) | 41 | 2 434 | 23 | 656 | 12 | 399 | 102 | 2 997 | 8 | 834 | 85 | 3 726 | 11 | 472 | 13 |

TABLE 4. Standard Metropolitan Statistical Areas: 1963

| SIC code | Standard metropolitan statistical area and kind of business | Establishments | | Sales | | Payroll, entire year (\$1,000) | Payroll, workweek ended nearest Nov. 15 (dollars) | Paid employees, workweek ended nearest Nov. 15 (number) | Active proprietors of unincorporated businesses (number) |
|-----------------------------|--|---|-----------------------|-------------------------------------|---------------------------------------|--------------------------------|---|---|--|
| | | Total (number) | With payroll (number) | Total, all establishments (\$1,000) | Establishments with payroll (\$1,000) | | | | |
| <u>LEWISTON-AUBURN SMSA</u> | | Consists of Auburn and Lewiston cities, and Lisbon town in Androscoggin County, Maine | | | | | | | |
| | RETAIL TRADE, TOTAL | 705 | 531 | 103 025 | 99 265 | 11 919 | 223 277 | 3 562 | 589 |
| | LUMBER, BUILDING MATERIALS, HARDWARE, FARM EQUIPMENT DEALERS | | | | | | | | |
| 52 | TOTAL | 30 | 22 | 6 906 | 6 362 | 879 | 16 817 | 198 | 20 |
| 521 | LUMBER YARDS | 4 | 4 | 1 573 | 1 573 | 270 | 4 702 | 53 | 1 |
| | BUILDING MATERIALS DEALERS | 6 | 6 | 800 | 800 | 117 | 2 354 | 32 | 1 |
| 522 | HEATING, PLUMBING EQUIPMENT DEALERS | 2 | 2 | (D) | (D) | (D) | (D) | (D) | (D) |
| 523 | PAINT, GLASS, WALLPAPER STORES | 6 | 4 | 300 | 292 | 41 | 872 | 11 | 6 |
| 524 | ELECTRICAL SUPPLY STORES | - | - | - | - | - | - | - | - |
| 5251 | HARDWARE STORES | 5 | 3 | (D) | (D) | (D) | (D) | (D) | (D) |
| 5252 | FARM EQUIPMENT DEALERS | 7 | 3 | 919 | (D) | (D) | (D) | (D) | (D) |
| | GENERAL MERCHANDISE GROUP STORES* | | | | | | | | |
| 53 PART* | TOTAL | 25 | 25 | 9 956 | 9 930 | 1 521 | 28 848 | 539 | 11 |
| 531 | DEPARTMENT STORES | 2 | 2 | (D) | (D) | (D) | (D) | (D) | (D) |
| 533 | LIMITED PRICE VARIETY STORES | 13 | 13 | 3 482 | 3 456 | 587 | 10 598 | 252 | 5 |
| 539 | GENERAL MERCHANDISE STORES | 8 | 8 | 1 917 | 1 917 | 232 | 4 251 | 82 | 5 |
| | DRY GOODS STORES | 2 | 2 | (D) | (D) | (D) | (D) | (D) | (D) |
| | SEWING, NEEDLEWORK STORES | - | - | - | - | - | - | - | - |
| | FDD STORES | | | | | | | | |
| 54 | TOTAL | 152 | 106 | 24 498 | 23 198 | 1 559 | 31 518 | 549 | 152 |
| 541 | GROCERY STORES, INCLUDING DELICATESSENS | 135 | 91 | 23 614 | 22 384 | 1 452 | 28 940 | 497 | 136 |
| 542 | MEAT MARKETS | 1 | 1 | (D) | (D) | (D) | (D) | (D) | (D) |
| | FISH (SEAFOOD) MARKETS | - | - | - | - | - | - | - | - |
| 543 | FRUIT STORES, VEGETABLE MARKETS | 1 | 1 | (D) | (D) | (D) | (D) | (D) | (D) |
| 544 | CANDY, NUT, CONFECTIONERY STORES | 6 | 6 | 187 | 187 | 27 | 533 | 12 | 5 |
| 545 | DAIRY PRODUCTS STORES | 5 | 3 | 174 | 104 | 12 | 209 | 4 | 5 |
| 546 | RETAIL BAKERIES | 4 | 4 | 301 | 301 | 57 | 1 477 | 29 | 4 |
| 5462 | RETAIL BAKERIES, MANUFACTURING | 4 | 4 | 301 | 301 | 57 | 1 477 | 29 | 4 |
| 5463 | RETAIL BAKERIES, NONMANUFACTURING | - | - | - | - | - | - | - | - |
| 549 | EGG AND POULTRY DEALERS | - | - | (D) | (D) | (D) | (D) | (D) | (D) |
| | OTHER | - | - | - | - | - | - | - | - |
| | AUTOMOTIVE DEALERS | | | | | | | | |
| 55 EX. 554 | TOTAL | 51 | 41 | 22 641 | 22 379 | 2 424 | 46 018 | 520 | 35 |
| 551 | PASSENGER CAR DEALERS, FRANCHISED | 19 | 19 | 18 990 | 18 990 | 1 970 | 37 003 | 404 | 4 |
| | DOMESTIC CAR DEALERS | 11 | 11 | 12 754 | 12 754 | 1 310 | 26 118 | 280 | 1 |
| | IMPORTED CAR DEALERS | 3 | 3 | (D) | (D) | (D) | (D) | (D) | (D) |
| | DOMESTIC AND IMPORTED CAR DEALERS | 5 | 5 | (D) | (D) | (D) | (D) | (D) | (D) |
| 552 | PASSENGER CAR DEALERS, NONFRANCHISED | 16 | 10 | 994 | 946 | 64 | 1 286 | 19 | 19 |
| 553 | TIRE, BATTERY, ACCESSORY DEALERS | 5 | 5 | 1 780 | 1 780 | 327 | 6 436 | 77 | 4 |
| | HOME AND AUTO SUPPLY STORES | 2 | 2 | (D) | (D) | (D) | (D) | (D) | (D) |
| 559 | MISCELLANEOUS AIRCRAFT, MARINE, AUTOMOTIVE DEALERS | 9 | 5 | (D) | (D) | (D) | (D) | (D) | (D) |
| | AIRCRAFT, BOAT, MOTORCYCLE DEALERS | 5 | 3 | 571 | 387 | 39 | 792 | 12 | 3 |
| | HOUSEHOLD TRAILER DEALERS | 3 | 1 | 145 | (D) | (D) | (D) | (D) | (D) |
| | OTHER AUTOMOTIVE DEALERS | 1 | 1 | (D) | (D) | (D) | (D) | (D) | (D) |
| | GASOLINE SERVICE STATIONS | | | | | | | | |
| 55PT(554) | TOTAL | 61 | 55 | 5 966 | 5 862 | 437 | 8 393 | 158 | 55 |
| | APPAREL, ACCESSORY STORES | | | | | | | | |
| 56 | TOTAL | 59 | 49 | 8 881 | 8 695 | 1 396 | 24 023 | 399 | 38 |
| 561, 567 | MEN'S, BOYS' APPAREL STORES, CUSTOM TAILORS | 11 | 11 | 1 666 | 1 630 | 309 | 4 940 | 65 | 4 |
| 561 | MEN'S, BOYS' CLOTHING AND FURNISHINGS STORES | 10 | 10 | (D) | (D) | (D) | (D) | (D) | (D) |
| 567 | CUSTOM TAILORS | 1 | 1 | (D) | (D) | (D) | (D) | (D) | (D) |
| 562-3, 568 | WOMEN'S CLOTHING, SPECIALTY STORES | 21 | 19 | 3 146 | 3 138 | 647 | 10 987 | 197 | 16 |
| 562 | WOMEN'S READY-TO-WEAR STORES | 13 | 13 | 2 820 | 2 820 | 593 | 9 920 | 182 | 9 |
| 563, 568 | WOMEN'S ACCESSORY, SPECIALTY STORES, FURRIERS | 8 | 6 | 326 | 318 | 54 | 1 067 | 15 | 7 |
| 563 | MILLINERY STORES | 5 | 3 | 91 | 83 | 14 | 251 | 5 | 5 |
| | CORDSET, LINGERIE STORES | 1 | 1 | (D) | (D) | (D) | (D) | (D) | (D) |
| | HOSIERY STORES | - | - | - | - | - | - | - | - |
| | APPAREL, ACCESSORY, OTHER SPECIALTY STORES | 1 | 1 | (D) | (D) | (D) | (D) | (D) | (D) |
| 568 | FURRIERS, FUR SHOPS | 1 | 1 | (D) | (D) | (D) | (D) | (D) | (D) |
| 565 | FAMILY CLOTHING STORES | 12 | 6 | 3 014 | 2 882 | 207 | 4 237 | 83 | 11 |
| 566 | SHOE STORES | 14 | 12 | (D) | (D) | (D) | (D) | (D) | (D) |
| | MEN'S SHOE STORES | 2 | 2 | (D) | (D) | (D) | (D) | (D) | (D) |
| | WOMEN'S SHOE STORES | 2 | 2 | (D) | (D) | (D) | (D) | (D) | (D) |
| | CHILDREN'S, JUVENILES' SHOE STORES | - | - | - | - | - | - | - | - |
| | FAMILY SHOE STORES | 10 | 8 | 712 | 702 | 172 | 2 633 | 39 | 6 |
| 564 | CHILDREN'S, INFANTS' WEAR STORES | 1 | 1 | (D) | (D) | (D) | (D) | (D) | (D) |
| 569 | MISCELLANEOUS APPAREL, ACCESSORY STORES | - | - | - | - | - | - | - | - |

Standard Notes: - Represents zero. (D) Withheld to avoid disclosure. (NA) Not available. (X) Not applicable.
 *Nonstore retailers, part of SIC major group 53, are shown separately in this table.

TABLE 4. Standard Metropolitan Statistical Areas: 1963—Continued

| SIC code | Standard metropolitan statistical area and kind of business | Establishments | | Sales | | Payroll, entire year (\$1,000) | Payroll, workweek ended nearest Nov. 15 (dollars) | Paid employees, workweek ended nearest Nov. 15 (number) | Active proprietors of unincorporated businesses (number) |
|--|---|----------------|-----------------------|-------------------------------------|---------------------------------------|--------------------------------|---|---|--|
| | | Total (number) | With payroll (number) | Total, all establishments (\$1,000) | Establishments with payroll (\$1,000) | | | | |
| LEWISTON-AUBURN SMSA—Continued | | | | | | | | | |
| FURNITURE, HOME FURNISHINGS, EQUIPMENT STORES | | | | | | | | | |
| 57 | TOTAL | 54 | 36 | 3 184 | 3 056 | 607 | 10 937 | 149 | 40 |
| 571 | FURNITURE, HOME FURNISHINGS STORES | 32 | 22 | 1 969 | 1 901 | 427 | 7 284 | 100 | 23 |
| 5712 | FURNITURE STORES | 23 | 17 | 1 666 | 1 626 | 382 | 6 362 | 82 | 14 |
| 5713 | FLOOR COVERING STORES | 4 | 4 | (D) | (D) | (D) | (D) | (D) | (D) |
| 5714 | DRAPERY, CURTAIN, UPHOLSTERY STORES | 1 | 1 | (D) | (D) | (D) | (D) | (D) | (D) |
| 5715 | CHINA, GLASSWARE, METALWARE STORES | 2 | - | 10 | - | - | - | - | 2 |
| 5719 | MISCELLANEOUS HOME FURNISHINGS STORES | 2 | - | 18 | - | - | - | - | 2 |
| 572 | HOUSEHOLD APPLIANCE STORES | 10 | 4 | 409 | 355 | 84 | 2 039 | 21 | 7 |
| 5732 | RADIO, TELEVISION STORES | 6 | 6 | 345 | 345 | 35 | 653 | 12 | 4 |
| 5733 | MUSIC STORES | 6 | 4 | 461 | 455 | 61 | 961 | 16 | 6 |
| | RECORD SHOPS | 1 | 1 | (D) | (D) | (D) | (D) | (D) | (D) |
| | MUSICAL INSTRUMENT STORES | 5 | 3 | (D) | (D) | (D) | (D) | (D) | (D) |
| EATING, DRINKING PLACES | | | | | | | | | |
| 58 | TOTAL | 120 | 90 | 4 981 | 4 683 | 1 070 | 20 879 | 500 | 110 |
| 5812 | EATING PLACES | 100 | 72 | 4 588 | 4 306 | 1 017 | 19 746 | 465 | 93 |
| | RESTAURANTS, LUNCHROOMS | 72 | 52 | 3 040 | 2 852 | 696 | 13 158 | 336 | 66 |
| | CAFETERIAS | 3 | 3 | 287 | 287 | 78 | 1 397 | 32 | 1 |
| | REFRESHMENT PLACES | 18 | 10 | 634 | 540 | 107 | 2 450 | 41 | 19 |
| | CATERERS | 7 | 7 | 627 | 627 | 136 | 2 741 | 56 | 7 |
| 5813 | DRINKING PLACES (ALCOHOLIC BEVERAGES) | 20 | 18 | 393 | 377 | 53 | 1 133 | 35 | 17 |
| DRUG STORES, PROPRIETARY STORES | | | | | | | | | |
| 59PT(591) | TOTAL | 15 | 15 | 1 867 | 1 867 | 409 | 7 348 | 102 | 5 |
| 591 | DRUG STORES | 13 | 13 | (D) | (D) | (D) | (D) | (D) | (D) |
| | PROPRIETARY STORES | 2 | 2 | (D) | (D) | (D) | (D) | (D) | (D) |
| OTHER RETAIL STORES | | | | | | | | | |
| 59 EX. 591 | TOTAL | 110 | 82 | 12 675 | 11 987 | 1 325 | 22 916 | 378 | 101 |
| 592 | LIQUOR STORES | 5 | 5 | 2 145 | 2 145 | 83 | 1 583 | 23 | 1 |
| 593 | ANTIQUA STORES, SECONDHAND STORES | 10 | 6 | 662 | (D) | (D) | (D) | (D) | (D) |
| 5932 | ANTIQUA STORES | 2 | - | 12 | - | - | - | - | 2 |
| 5933 | SECONDHAND STORES | 8 | 6 | 650 | (D) | (D) | (D) | (D) | (D) |
| 594 | BOOK, STATIONERY STORES | 1 | 1 | (D) | (D) | (D) | (D) | (D) | (D) |
| 5942 | BOOK STORES | - | - | - | - | - | - | - | - |
| 5943 | STATIONERY STORES | 1 | 1 | (D) | (D) | (D) | (D) | (D) | (D) |
| 595 | SPORTING GOODS STORES, BICYCLE SHOPS | 14 | 4 | 367 | 317 | 46 | 750 | 11 | 19 |
| 5952 | SPORTING GOODS STORES | 13 | 3 | (D) | (D) | (D) | (D) | (D) | (D) |
| 5953 | BICYCLE SHOPS | 1 | 1 | (D) | (D) | (D) | (D) | (D) | (D) |
| 5962 | HAY, GRAIN, FEED STORES | 7 | 7 | 2 520 | 2 520 | 123 | 1 981 | 27 | 3 |
| 5969 | OTHER FARM SUPPLY STORES | - | - | - | - | - | - | - | - |
| | GARDEN SUPPLY STORES | - | - | - | - | - | - | - | - |
| 597 | JEWELRY STORES | 11 | 9 | 847 | 809 | 129 | 2 484 | 47 | 15 |
| 598 | FUEL, ICE DEALERS | 24 | 20 | 3 858 | 3 790 | 454 | 7 247 | 106 | 19 |
| 5982 | COAL AND WOOD DEALERS | 5 | 5 | 1 661 | 1 661 | 207 | 3 095 | 42 | 1 |
| | ICE DEALERS | - | - | - | - | - | - | - | - |
| 5983 | FUEL OIL DEALERS | 17 | 15 | 2 141 | 2 129 | 247 | 4 152 | 64 | 14 |
| 5984 | BOTTLED GAS DEALERS | 2 | - | 56 | - | - | - | - | 4 |
| 5992 | FOLDERS | 7 | 5 | 486 | 434 | 145 | 2 597 | 54 | 4 |
| 5993 | CIGAR STORES, STANDS | 5 | 3 | 220 | (D) | (D) | (D) | (D) | (D) |
| 5994 | NEWS DEALERS, NEWSSTANDS | 2 | 2 | (D) | (D) | (D) | (D) | (D) | (D) |
| 5996 | CAMERA, PHOTOGRAPHIC SUPPLY STORES | 3 | 3 | 256 | 256 | 33 | 612 | 11 | 3 |
| 5997 | GIFT, NOVELTY, SOUVENIR SHOPS | 4 | 4 | 87 | 87 | 12 | 227 | 10 | 4 |
| 5998 | OPTICAL GOODS STORES | 5 | 5 | 192 | 192 | 22 | 403 | 7 | 5 |
| 5999 | TYPEWRITER STORES | 1 | 1 | (D) | (D) | (D) | (D) | (D) | (D) |
| | LUGGAGE, LEATHER GOODS STORES | 1 | 1 | (D) | (D) | (D) | (D) | (D) | (D) |
| | Hobby, Toy, Game Shops | 1 | 1 | (D) | (D) | (D) | (D) | (D) | (D) |
| | RELIGIOUS GOODS STORES | 1 | 1 | (D) | (D) | (D) | (D) | (D) | (D) |
| | PET SHOPS | 2 | - | 8 | - | - | - | - | 2 |
| | OTHER | 6 | 4 | 335 | (D) | (D) | (D) | (D) | (D) |
| NONSTORE RETAILERS* | | | | | | | | | |
| 53 PART* | TOTAL | 28 | 10 | 1 470 | 1 246 | 292 | 5 580 | 70 | 22 |
| 532 | MAIL-ORDER HOUSES | - | - | - | - | - | - | - | - |
| 534 | MERCHANDISE VENDING MACHINE OPERATORS | 4 | 4 | (D) | (D) | (D) | (D) | (D) | (D) |
| 535 | DIRECT SELLING (HOUSE-TO-HOUSE) ORGANIZATIONS | 24 | 6 | (D) | (D) | (D) | (D) | (D) | (D) |

Standard Notes: - Represents zero. (D) Withheld to avoid disclosure. (NA) Not available. (X) Not applicable.
 *Nonstore retailers, part of SIC major group 53, are shown separately in this table.

TABLE 4. Standard Metropolitan Statistical Areas: 1963-Continued

| SIC code | Standard metropolitan statistical area and kind of business | Establishments | | Sales | | Payroll, entire year (\$1,000) | Payroll, workweek ended nearest Nov. 15 (dollars) | Paid employees, workweek ended nearest Nov. 15 (number) | Active proprietors of unincorporated businesses (number) |
|------------|--|--|-----------------------|-------------------------------------|---------------------------------------|--------------------------------|---|---|--|
| | | Total (number) | With payroll (number) | Total, all establishments (\$1,000) | Establishments with payroll (\$1,000) | | | | |
| | * PORTLAND SMSA | Consists of Portland, South Portland, and Westbrook cities and Cape Elizabeth, Cumberland, Falmouth, Gorham, Scarborough, and Yarmouth towns in Cumberland County, Maine | | | | | | | |
| | RETAIL TRADE, TOTAL | 1 281 | 1 013 | 219 645 | 214 045 | 25 102 | 492 907 | 8 237 | 976 |
| | LUMBER, BUILDING MATERIALS, HARDWARE, FARM EQUIPMENT DEALERS | | | | | | | | |
| | TOTAL | 48 | 42 | 7 817 | 7 743 | 919 | 17 676 | 243 | 18 |
| 52 | LUMBER YARDS | 5 | 5 | 1 890 | 1 870 | 223 | 4 020 | 53 | 1 |
| 521 | BUILDING MATERIALS DEALERS | 10 | 8 | 2 334 | 2 326 | 183 | 3 101 | 34 | 3 |
| 522 | HEATING, PLUMBING EQUIPMENT DEALERS | 3 | 1 | (0) | (0) | (0) | (0) | (0) | (0) |
| 523 | PAINT, GLASS, WALLPAPER STORES | 10 | 8 | 553 | 523 | 76 | 1 447 | 19 | 4 |
| 524 | ELECTRICAL SUPPLY STORES | - | - | - | - | - | - | - | - |
| 5251 | HARDWARE STORES | 18 | 18 | 2 610 | 2 610 | 375 | 7 731 | 121 | 7 |
| 5252 | FARM EQUIPMENT DEALERS | 2 | 2 | (0) | (0) | (0) | (0) | (0) | (0) |
| | GENERAL MERCHANDISE GROUP STORES* | | | | | | | | |
| | TOTAL | 43 | 41 | 32 368 | 32 364 | 4 561 | 88 149 | 1 729 | 19 |
| 53 PART* | DEPARTMENT STORES | 8 | 8 | 24 530 | 24 530 | 3 208 | 64 091 | 1 250 | - |
| 533 | LIMITED PRICE VARIETY STORES | 18 | 18 | 6 677 | 6 677 | 1 191 | 20 934 | 414 | 10 |
| 539 | GENERAL MERCHANDISE STORES | 11 | 11 | 817 | 817 | 110 | 2 002 | 42 | 6 |
| | DRY GOODS STORES | 3 | 3 | (0) | (0) | (0) | (0) | (0) | (0) |
| | SEWING, NEEDLEWORK STORES | 3 | 1 | (0) | (0) | (0) | (0) | (0) | (0) |
| | FOOD STORES | | | | | | | | |
| | TOTAL | 286 | 214 | 56 452 | 53 964 | 3 979 | 83 959 | 1 469 | 264 |
| 54 | GROCERY STORES, INCLUDING DELICATESSENS | 236 | 172 | 54 195 | 51 811 | 3 607 | 76 746 | 1 298 | 219 |
| 541 | MEAT MARKETS | 6 | 6 | 674 | 664 | 39 | 723 | 15 | 6 |
| 542 | FISH (SEAFOOD) MARKETS | 12 | 4 | 277 | 183 | 17 | 395 | 8 | 13 |
| 543 | FRUIT STORES, VEGETABLE MARKETS | 4 | 4 | 87 | 87 | 6 | 106 | 6 | 4 |
| 544 | CANON, NUT, CONFECTIONERY STORES | 10 | 10 | 425 | 425 | 101 | 1 874 | 50 | 5 |
| 545 | DAIRY PRODUCTS STORES | - | - | - | - | - | - | - | - |
| 546 | RETAIL BAKERIES | 17 | 17 | (0) | (0) | (0) | 4 048 | (0) | (0) |
| 5462 | RETAIL BAKERIES, MANUFACTURING | 16 | 16 | 760 | 760 | 204 | 4 008 | 88 | 15 |
| 5463 | RETAIL BAKERIES, NONMANUFACTURING | 1 | 1 | (0) | (0) | (0) | (0) | (0) | (0) |
| 549 | EGG AND POULTRY DEALERS | - | - | - | - | - | - | - | - |
| | OTHER | 1 | 1 | (0) | (0) | (0) | (0) | (0) | (0) |
| | AUTOMOTIVE DEALERS | | | | | | | | |
| | TOTAL | 69 | 51 | 41 119 | 40 695 | 4 065 | 73 423 | 782 | 41 |
| 55 EX. 554 | PASSENGER CAR DEALERS, FRANCHISED | 22 | 22 | 36 058 | 36 058 | 3 588 | 65 387 | 681 | - |
| 551 | DOMESTIC CAR DEALERS | 14 | 14 | 22 272 | 22 272 | 2 239 | 42 475 | 435 | - |
| | IMPORTED CAR DEALERS | 3 | 3 | (0) | (0) | (0) | (0) | (0) | (0) |
| | DOMESTIC AND IMPORTED CAR DEALERS | 5 | 5 | (0) | (0) | (0) | (0) | (0) | - |
| 552 | PASSENGER CAR DEALERS, NONFRANCHISED | 28 | 14 | 2 557 | 2 189 | 158 | 2 642 | 38 | 29 |
| 553 | TIRE, BATTERY, ACCESSORY DEALERS | 10 | 8 | 1 153 | 1 111 | 176 | 3 230 | 37 | 7 |
| | HOME AND AUTO SUPPLY STORES | 1 | 1 | (0) | (0) | (0) | (0) | (0) | (0) |
| 559 | MISCELLANEOUS AIRCRAFT, MARINE, AUTOMOTIVE DEALERS | 8 | 6 | (0) | (0) | (0) | (0) | (0) | (0) |
| | AIRCRAFT, BOAT, MOTORCYCLE DEALERS | 6 | 4 | 614 | 600 | 56 | 921 | 14 | 4 |
| | HOUSEHOLD TRAILER DEALERS | 2 | 2 | (0) | (0) | (0) | (0) | (0) | (0) |
| | OTHER AUTOMOTIVE DEALERS | - | - | - | - | - | - | - | - |
| | GASOLINE SERVICE STATIONS | | | | | | | | |
| 55PT(554) | TOTAL | 125 | 113 | 11 464 | 10 784 | 917 | 17 574 | 315 | 115 |
| | APPAREL, ACCESSORY STORES | | | | | | | | |
| | TOTAL | 83 | 71 | 11 311 | 10 973 | 1 605 | 37 181 | 575 | 56 |
| 561, 567 | MEN'S, BOYS' APPAREL STORES, CUSTOM TAILORS | 23 | 17 | 3 819 | 3 659 | 650 | 12 135 | 207 | 17 |
| 561 | MEN'S, BOYS' CLOTHING AND FURNISHINGS STORES | 23 | 17 | 3 819 | 3 659 | 650 | 12 135 | 207 | 17 |
| 567 | CUSTOM TAILORS | - | - | - | - | - | - | - | - |
| 562-3, 568 | WOMEN'S CLOTHING, SPECIALTY STORES | 25 | 25 | 3 155 | 3 155 | 511 | 16 875 | 224 | 14 |
| 562 | WOMEN'S READY-TO-WEAR STORES | 17 | 17 | 2 687 | 2 687 | 386 | 14 532 | 182 | 11 |
| 563, 568 | WOMEN'S ACCESSORY, SPECIALTY STORES, FURRIERS | 8 | 8 | 468 | 468 | 125 | 2 343 | 42 | 3 |
| 563 | MILLINERY STORES | 3 | 3 | (0) | (0) | (0) | (0) | (0) | (0) |
| | CORSET, LINGERIE STORES | - | - | - | - | - | - | - | - |
| | HOSIERY STORES | - | - | - | - | - | - | - | - |
| | APPAREL, ACCESSORY, OTHER SPECIALTY STORES | 4 | 4 | 168 | 168 | 23 | 394 | 11 | 3 |
| 568 | FURRIERS, FUR SHOPS | 1 | 1 | (0) | (0) | (0) | (0) | (0) | (0) |
| 565 | FAMILY CLOTHING STORES | 10 | 6 | 2 203 | 2 151 | 172 | 3 159 | 65 | 7 |
| 566 | SHOE STORES | 21 | 19 | 1 838 | 1 712 | 235 | 4 137 | 64 | 17 |
| | MEN'S SHOE STORES | 2 | 2 | (0) | (0) | (0) | (0) | (0) | (0) |
| | WOMEN'S SHOE STORES | 5 | 5 | (0) | (0) | (0) | (0) | (0) | (0) |
| | CHILDREN'S, JUVENILES' SHOE STORES | - | - | - | - | - | - | - | - |
| | FAMILY SHOE STORES | 14 | 12 | 1 104 | 1 022 | 144 | 2 763 | 42 | 12 |
| 564 | CHILDREN'S, INFANTS' WEAR STORES | 3 | 3 | (0) | (0) | (0) | (0) | (0) | (0) |
| 569 | MISCELLANEOUS APPAREL, ACCESSORY STORES | 1 | 1 | (0) | (0) | (0) | (0) | (0) | (0) |

Standard Notes: - Represents zero. (D) Withheld to avoid disclosure. (NA) Not available. (X) Not applicable.
*Refer to errata dated March 1965 for corrected data.

TABLE 4. Standard Metropolitan Statistical Areas: 1963-Continued

| SIC code | Standard metropolitan statistical area and kind of business | Establishments | | Sales | | Payroll, entire year (\$1,000) | Payroll, workweek ended nearest Nov. 15 (dollars) | Paid employees, workweek ended nearest Nov. 15 (number) | Active proprietors of unincorporated businesses (number) |
|---|---|----------------|--------------|---------------------------|-----------------------------|--------------------------------|---|---|--|
| | | Total | With payroll | Total, all establishments | Establishments with payroll | | | | |
| | | (number) | (number) | (\$1,000) | (\$1,000) | | | | |
| * PORTLAND SMSA-Continued | | | | | | | | | |
| FURNITURE, HOME FURNISHINGS, EQUIPMENT STORES | | | | | | | | | |
| | TOTAL | 71 | 53 | 7 478 | 7 106 | 1 192 | 22 725 | 277 | 48 |
| 57 | FURNITURE, HOME FURNISHINGS STORES | 37 | 29 | 4 254 | 4 068 | 786 | 15 211 | 178 | 26 |
| 5712 | FURNITURE STORES | 24 | 16 | 3 087 | 2 901 | 512 | 10 241 | 118 | 16 |
| 5713 | FLOOR COVERING STORES | 9 | 9 | 970 | 970 | 214 | 3 972 | 46 | 7 |
| 5714 | DRAPERY, CURTAIN, UPHOLSTERY STORES | 3 | 3 | (D) | (O) | (O) | (O) | (O) | (O) |
| 5715 | CHINA, GLASSWARE, METALWARE STORES | - | - | - | - | - | - | - | - |
| 5719 | MISCELLANEDUS HOME FURNISHINGS STORES | 1 | 1 | (O) | (O) | (O) | (O) | (D) | (O) |
| 572 | HOUSEHOLD APPLIANCE STORES | 18 | 14 | 1 802 | 1 802 | 218 | 3 867 | 52 | 9 |
| 5732 | RADIO, TELEVISION STORES | 5 | 3 | 421 | (O) | (O) | (O) | (O) | (O) |
| 5733 | MUSIC STORES | 11 | 7 | 959 | (O) | (O) | (O) | (O) | (O) |
| | RECORD SHOPS | 3 | 1 | 114 | (O) | (O) | (O) | (O) | (D) |
| | MUSICAL INSTRUMENT STORES | 8 | 6 | 845 | 791 | 129 | 2 438 | 31 | 4 |
| EATING, DRINKING PLACES | | | | | | | | | |
| | TOTAL | 235 | 203 | 11 982 | 11 724 | 2 673 | 54 108 | 1 369 | 197 |
| 58 | EATING PLACES | 200 | 168 | 11 016 | 10 758 | 2 517 | 51 043 | 1 285 | 165 |
| 5812 | RESTAURANTS, LUNCHROOMS | 120 | 102 | 7 713 | 7 541 | 1 856 | 37 919 | 929 | 99 |
| | CAFETERIAS | 3 | 3 | 299 | 299 | 94 | 1 410 | 34 | 1 |
| | REFRESHMENT PLACES | 61 | 53 | 2 449 | 2 393 | 472 | 9 707 | 272 | 52 |
| | CATERERS | 16 | 10 | 555 | 525 | 95 | 2 007 | 50 | 13 |
| 5813 | DRINKING PLACES (ALCOHOLIC BEVERAGES) | 35 | 35 | 966 | 966 | 156 | 3 065 | 84 | 32 |
| DRUG STORES, PROPRIETARY STORES | | | | | | | | | |
| 59PT(591) | TOTAL | 45 | 45 | 5 441 | 5 441 | 918 | 17 102 | 319 | 31 |
| 591 | DRUG STORES | 40 | 40 | 5 129 | 5 129 | 891 | 16 643 | 310 | 26 |
| | PROPRIETARY STORES | 5 | 5 | 312 | 312 | 27 | 459 | 9 | 5 |
| OTHER RETAIL STORES | | | | | | | | | |
| 59 EX-591 | TOTAL | 216 | 152 | 29 021 | 28 455 | 3 326 | 64 301 | 935 | 142 |
| 592 | LIQUOR STORES | 6 | 6 | (D) | (O) | (D) | (O) | (D) | (D) |
| 593 | ANTIQUARIAN STORES, SECONOHANO STORES | 36 | 12 | 620 | 490 | 79 | 1 657 | 33 | 30 |
| 5932 | ANTIQUARIAN STORES | 16 | 2 | 104 | (O) | (D) | (D) | (D) | (D) |
| 5933 | SECONOHANO STORES | 20 | 10 | 516 | (O) | (D) | (O) | (O) | (O) |
| 594 | BOOK, STATIONERY STORES | 9 | 9 | 430 | 430 | 63 | 1 359 | 34 | 4 |
| 5942 | BOOK STORES | 3 | 3 | 131 | 131 | 19 | 405 | 10 | 1 |
| 5943 | STATIONERY STORES | 6 | 6 | 299 | 299 | 44 | 954 | 24 | 3 |
| 595 | SPORTING GOODS STORES, BICYCLE SHOPS | 9 | 3 | 300 | 230 | 22 | 343 | 6 | 8 |
| 5952 | SPORTING GOODS STORES | 4 | 2 | 251 | (O) | (D) | (D) | (O) | (O) |
| 5953 | BICYCLE SHOPS | 5 | 1 | 49 | (O) | (D) | (O) | (O) | (O) |
| 5962 | HAY, GRAIN, FEED STORES | 5 | 5 | 1 687 | 1 687 | 86 | 1 605 | 20 | 2 |
| 5969 | OTHER FARM SUPPLY STORES | - | - | - | - | - | - | - | - |
| | GARDEN SUPPLY STORES | 1 | 1 | (D) | (O) | (D) | (O) | (O) | (O) |
| 597 | JEWELRY STORES | 14 | 10 | 3 901 | 3 873 | 755 | 13 111 | 234 | 7 |
| 598 | FUEL, ICE DEALERS | 54 | 44 | 13 160 | 12 976 | 1 648 | 33 963 | 402 | 30 |
| 5982 | CDAL AND WOOD DEALERS | 1 | 1 | (O) | (D) | (O) | (O) | (O) | (D) |
| | ICE DEALERS | 1 | 1 | (D) | (O) | (O) | (O) | (O) | (D) |
| 5983 | FUEL DEALERS | 46 | 36 | 11 289 | 11 105 | 1 398 | 29 605 | 345 | 27 |
| 5984 | BOTTLED GAS DEALERS | 6 | 6 | (D) | (O) | (O) | (O) | (O) | (O) |
| 5992 | FLORISTS | 19 | 13 | 770 | 742 | 179 | 3 161 | 51 | 12 |
| 5993 | CIGAR STORES, STANDS | 6 | 4 | 282 | 264 | 20 | 367 | 8 | 5 |
| 5994 | NEWS DEALERS, NEWSSTANDS | 6 | 6 | 337 | 337 | 44 | 768 | 13 | 2 |
| 5996 | CAMERA, PHOTOGRAPHIC SUPPLY STORES | 2 | 2 | (D) | (O) | (O) | (D) | (O) | (D) |
| 5997 | GIFT, NOVELTY, SUNDRIES SHOPS | 15 | 11 | 240 | 224 | 29 | 513 | 17 | 13 |
| 5998 | OPTICAL GOODS STORES | 12 | 10 | 378 | 344 | 51 | 980 | 17 | 11 |
| 5999 | TYPEWRITER STORES | - | - | - | - | - | - | - | - |
| | LUGGAGE, LEATHER GOODS STORES | 2 | 2 | (D) | (O) | (D) | (D) | (O) | (D) |
| | Hobby, Toy, Game Shops | 5 | 5 | 299 | 299 | 28 | 838 | 20 | 2 |
| | RELIGIOUS GOODS STORES | 2 | 2 | (D) | (D) | (O) | (O) | (D) | (D) |
| | PET SHOPS | 1 | 1 | (D) | (D) | (O) | (D) | (O) | (D) |
| | OTHER | 12 | 6 | 360 | 302 | 41 | 941 | 13 | 11 |
| NONSTORE RETAILERS* | | | | | | | | | |
| 53 PART* | TOTAL | 60 | 28 | 5 192 | 4 796 | 947 | 16 709 | 224 | 45 |
| 532 | MAIL-ORDER HOUSES | 4 | 2 | (D) | (D) | (D) | (O) | (D) | (D) |
| 534 | MERCHANDISE VENDING MACHINE OPERATORS | 8 | 8 | (D) | (D) | (D) | (D) | (D) | (D) |
| 535 | DIRECT SELLING (HOUSE-TO-HOUSE) ORGANIZATIONS | 48 | 18 | 3 419 | 3 063 | 761 | 13 178 | 184 | 38 |

Standard Notes: - Represents zero. (D) Withheld to avoid disclosure. (NA) Not available. (X) Not applicable.
*Refer to errata dated March 1965 for corrected data.

TABLE 5. Counties With 500 Establishments or More: 1963

| SIC code | County and kind of business | Establishments | | Sales | | Payroll, entire year (\$1,000) | Payroll, workweek ended nearest Nov. 15 (dollars) | Paid employees, workweek ended nearest Nov. 15 (number) | Active proprietors of unincorporated businesses (number) |
|----------------------------|--|----------------|--------------|---------------------------|-----------------------------|--------------------------------|---|---|--|
| | | Total | With payroll | Total, all establishments | Establishments with payroll | | | | |
| | | (number) | (number) | (\$1,000) | (\$1,000) | | | | |
| <u>ANDROSCOGGIN COUNTY</u> | | | | | | | | | |
| | RETAIL TRADE, TOTAL | 849 | 643 | 114 804 | 110 564 | 13 036 | 246 313 | 3 986 | 715 |
| | LUMBER, BUILDING MATERIALS, HARDWARE, FARM EQUIPMENT DEALERS | | | | | | | | |
| 52 | TOTAL | 38 | 30 | 7 765 | 7 221 | 991 | 19 061 | 236 | 24 |
| 521 | LUMBER AND OTHER BUILDING MATERIALS DEALERS | 12 | 12 | (D) | (D) | (D) | (D) | (D) | (D) |
| 522-524 | HEATING, PLUMBING, PAINT, ELECTRICAL STORES | 8 | 6 | (D) | (D) | (D) | (D) | (D) | (D) |
| 5251 | HARDWARE STORES | 10 | 8 | 1 318 | 1 312 | 153 | 3 154 | 54 | 4 |
| 5252 | FARM EQUIPMENT DEALERS | 8 | 4 | (D) | 530 | 46 | 1 035 | 14 | 9 |
| | GENERAL MERCHANDISE GROUP STORES* | | | | | | | | |
| 53 PART* | TOTAL | 31 | 31 | 10 497 | 10 471 | 1 557 | 29 474 | 556 | 16 |
| 531 | DEPARTMENT STORES | 2 | 2 | (D) | (D) | (D) | (D) | (D) | (D) |
| 533 | LIMITED PRICE VARIETY STORES | 15 | 15 | (D) | (D) | (D) | (D) | (D) | (D) |
| 539 | MISCELLANEOUS GENERAL MERCHANDISE STORES | 14 | 14 | 2 313 | 2 313 | 256 | 4 758 | 98 | 10 |
| | FOOD STORES | | | | | | | | |
| 54 | TOTAL | 187 | 127 | 29 036 | 27 436 | 1 823 | 36 863 | 649 | 185 |
| 541 | GROCERY STORES, INCLUDING DELICATESSENS | 168 | 112 | 28 131 | 26 615 | 1 714 | 34 270 | 596 | 167 |
| 542 | MEAT MARKETS, FISH (SEAFOOD) MARKETS | 1 | 1 | (D) | (D) | (D) | (D) | (D) | (D) |
| 543 | FRUIT STORES, VEGETABLE MARKETS | 1 | 1 | (D) | (D) | (D) | (D) | (D) | (D) |
| 544 | CANDY, NUT, CONFECTIONERY STORES | 8 | 6 | (D) | (D) | (D) | (D) | (D) | (D) |
| 545-549 | OTHER FOOD STORES | 9 | 7 | 498 | 428 | 70 | 1 722 | 34 | 9 |
| | AUTOMOTIVE DEALERS | | | | | | | | |
| 55 EX.554 | TOTAL | 61 | 49 | 23 790 | 23 504 | 2 549 | 48 643 | 555 | 45 |
| | GASOLINE SERVICE STATIONS | | | | | | | | |
| 55PT(554) | TOTAL | 70 | 62 | 6 795 | 6 683 | 512 | 9 660 | 179 | 62 |
| | APPAREL, ACCESSORY STORES | | | | | | | | |
| 56 | TOTAL | 66 | 56 | 9 199 | 9 013 | 1 443 | 25 517 | 419 | 44 |
| 561,567 | MEN'S, BOYS' APPAREL STORES, CUSTOM TAILORS | 13 | 13 | (D) | (D) | (D) | (D) | (D) | (D) |
| 562-3,568 | WOMEN'S CLOTHING, SPECIALTY STORES | 23 | 21 | (D) | (D) | (D) | (D) | (D) | (D) |
| 562 | WOMEN'S READY-TO-WEAR STORES | 15 | 15 | (D) | (D) | (D) | (D) | (D) | (D) |
| 563,568 | WOMEN'S ACCESSORY, SPECIALTY STORES, FURRIERS | 8 | 6 | 326 | 318 | 54 | 1 067 | 15 | 7 |
| 565 | FAMILY CLOTHING STORES | 13 | 7 | (D) | (D) | (D) | (D) | (D) | (D) |
| 566 | SHOE STORES | 16 | 14 | (D) | (D) | (D) | (D) | (D) | (D) |
| 564,569 | OTHER APPAREL, ACCESSORY STORES | 1 | 1 | (D) | (D) | (D) | (D) | (D) | (D) |
| | FURNITURE, HOME FURNISHINGS, EQUIPMENT STORES | | | | | | | | |
| 57 | TOTAL | 62 | 42 | 3 498 | 3 320 | 643 | 11 669 | 163 | 47 |
| 571 | FURNITURE, HOME FURNISHINGS STORES | 39 | 27 | 2 250 | 2 132 | 455 | 7 906 | 112 | 29 |
| 572,573 | HOUSEHOLD APPLIANCE, RADIO, TELEVISION, MUSIC STORES | 23 | 15 | 1 248 | 1 188 | 188 | 3 763 | 51 | 18 |
| | EATING, DRINKING PLACES | | | | | | | | |
| 58 | TOTAL | 146 | 116 | 5 795 | 5 497 | 1 251 | 24 925 | 608 | 133 |
| 5812 | EATING PLACES | 124 | 96 | (D) | (D) | (D) | (D) | (D) | (D) |
| 5813 | DRINKING PLACES (ALCOHOLIC BEVERAGES) | 22 | 20 | (D) | (D) | (D) | (D) | (D) | (D) |
| | DRUG STORES, PROPRIETARY STORES | | | | | | | | |
| 59PT(591) | TOTAL | 18 | 18 | 2 176 | 2 176 | 454 | 8 207 | 117 | 7 |
| 591 | DRUG STORES | 15 | 15 | (D) | (D) | (D) | (D) | (D) | (D) |
| (| PROPRIETARY STORES | 3 | 3 | (D) | (D) | (D) | (D) | (D) | - |
| | OTHER RETAIL STORES | | | | | | | | |
| 59 EX.591 | TOTAL | 139 | 101 | 14 756 | (D) | (D) | (D) | (D) | (D) |
| 592 | LIQUOR STORES | 8 | 8 | 2 478 | 2 478 | 107 | 2 012 | 29 | 3 |
| 593 | ANTIQUe STORES, SECONDHAND STORES | 14 | 6 | 708 | (D) | (D) | (D) | (D) | (D) |
| 594 | BOOK, STATIONERY STORES | 1 | 1 | (D) | (D) | (D) | (D) | (D) | (D) |
| 595 | SPORTING GOODS STORES, BICYCLE SHOPS | 17 | 5 | 470 | (D) | (D) | (D) | (D) | (D) |
| 596 | FARM, GARDEN SUPPLY STORES, INCLUDING FEED STORES | 12 | 10 | 3 154 | 3 130 | 147 | 2 407 | 33 | 6 |
| 597 | JEWELRY STORES | 13 | 11 | (D) | (D) | (D) | (D) | (D) | (D) |
| 598 | FUEL, ICE DEALERS | 31 | 27 | 4 675 | 4 607 | 576 | 9 828 | 139 | 23 |
| 599 | OTHER STORES | 43 | 33 | 1 940 | 1 814 | 323 | 5 775 | 124 | 43 |
| | NONSTORE RETAILERS* | | | | | | | | |
| 53 PART* | TOTAL | 31 | 11 | 1 497 | (D) | (D) | (D) | (D) | (D) |

Standard Notes: - Represents zero. (D) Withheld to avoid disclosure. (NA) Not available. (X) Not applicable.
 *Nonstore retailers, part of SIC major group 53, are shown separately in this table.

TABLE 5. Counties With 500 Establishments or More: 1963-Continued

| SIC code | County and kind of business | Establishments | | Sales | | Payroll, entire year (\$1,000) | Payroll, workweek ended nearest Nov. 15 (dollars) | Paid employees, workweek ended nearest Nov. 15 (number) | Active proprietors of unincorporated businesses (number) |
|-------------------------|--|----------------|-----------------------|-------------------------------------|---------------------------------------|--------------------------------|---|---|--|
| | | Total (number) | With payroll (number) | Total, all establishments (\$1,000) | Establishments with payroll (\$1,000) | | | | |
| <u>AROOSTOOK COUNTY</u> | | | | | | | | | |
| | RETAIL TRADE, TOTAL | 941 | 681 | 101 715 | 96 449 | 9 638 | 186 463 | 3 105 | 808 |
| | LUMBER, BUILDING MATERIALS, HARDWARE, FARM EQUIPMENT DEALERS | | | | | | | | |
| | TOTAL | 68 | 58 | 6 115 | 5 759 | 815 | 14 795 | 192 | 50 |
| S21 | LUMBER AND OTHER BUILDING MATERIALS DEALERS | 10 | 10 | 1 375 | 1 339 | 199 | 3 427 | 46 | 5 |
| S22-524 | HEATING, PLUMBING, PAINT, ELECTRICAL STORES | 6 | 6 | 197 | 197 | 30 | 532 | 9 | 19 |
| S251 | HARDWARE STORES | 26 | 22 | 2 002 | 1 832 | 251 | 4 534 | 72 | 19 |
| S252 | FARM EQUIPMENT DEALERS | 26 | 20 | 2 541 | 2 391 | 335 | 6 302 | 65 | 21 |
| | GENERAL MERCHANDISE GROUP STORES* | | | | | | | | |
| | TOTAL | 58 | 56 | 11 859 | 11 817 | 1 394 | 25 944 | 544 | 37 |
| S31 PART* | DEPARTMENT STORES | 3 | 3 | 4 222 | 4 222 | 480 | 9 441 | 149 | - |
| S33 | LIMITED PRICE VARIETY STORES | 17 | 17 | 3 987 | 3 987 | 540 | 10 235 | 263 | 5 |
| S39 | MISCELLANEOUS GENERAL MERCHANDISE STORES | 38 | 36 | 3 650 | 3 608 | 374 | 6 268 | 132 | 32 |
| | FOOD STORES | | | | | | | | |
| | TOTAL | 217 | 113 | 24 389 | 21 703 | 1 390 | 31 855 | 461 | 216 |
| S4 | GROCERY STORES, INCLUDING DELICATESSENS | 207 | 105 | 24 080 | 21 446 | 1 349 | 30 707 | 444 | 205 |
| S41 | MEAT MARKETS, FISH (SEAFOOD) MARKETS | 3 | 3 | 101 | 101 | 8 | 125 | 3 | 4 |
| S42 | FRUIT STORES, VEGETABLE MARKETS | - | - | - | - | - | - | - | - |
| S43 | CANOE, NUT, CONFECTIONERY STORES | 2 | - | 48 | - | - | - | - | 2 |
| S44 | OTHER FOOD STORES | 5 | 5 | 160 | 156 | 33 | 1 023 | 14 | 5 |
| | AUTOMOTIVE DEALERS | | | | | | | | |
| | TOTAL | 69 | 61 | 19 729 | 19 533 | 1 848 | 33 495 | 410 | 43 |
| | GASOLINE SERVICE STATIONS | | | | | | | | |
| | TOTAL | 122 | 80 | 7 513 | 6 429 | 493 | 11 111 | 206 | 127 |
| | APPAREL, ACCESSORY STORES | | | | | | | | |
| | TOTAL | 78 | 68 | 5 543 | 5 437 | 687 | 11 461 | 237 | 62 |
| S6 | MEN'S, BOYS' APPAREL STORES, CUSTOM TAILORS | 19 | 17 | 1 469 | 1 441 | 162 | 2 418 | 40 | 16 |
| S61,567 | WOMEN'S CLOTHING, SPECIALTY STORES | 26 | 22 | 1 176 | 1 140 | 154 | 2 579 | 52 | 22 |
| S62-3,568 | WOMEN'S READY-TO-WEAR STORES | 20 | 18 | 934 | 918 | 126 | 2 135 | 42 | 18 |
| S63 | WOMEN'S ACCESSORY, SPECIALTY STORES, FURRIERS | 6 | 4 | 242 | 222 | 28 | 444 | 10 | 4 |
| S63,568 | FAMILY CLOTHING STORES | 20 | 16 | 2 240 | 2 198 | 269 | 4 477 | 110 | 14 |
| S65 | SHOE STORES | 9 | 9 | 447 | 447 | 86 | 1 576 | 25 | 5 |
| S66 | OTHER APPAREL, ACCESSORY STORES | 4 | 4 | 211 | 211 | 16 | 411 | 10 | 5 |
| | FURNITURE, HOME FURNISHINGS, EQUIPMENT STORES | | | | | | | | |
| | TOTAL | 43 | 33 | 2 865 | 2 755 | 492 | 8 890 | 115 | 24 |
| S7 | FURNITURE, HOME FURNISHINGS STORES | 15 | 11 | 1 720 | 1 666 | 270 | 4 936 | 62 | 10 |
| S71 | HOUSEHOLD APPLIANCE, RADIO, TELEVISION, MUSIC STORES | 28 | 22 | 1 145 | 1 089 | 222 | 3 954 | 53 | 14 |
| S72,S73 | EATING, DRINKING PLACES | | | | | | | | |
| | TOTAL | 108 | 92 | 3 528 | 3 316 | 722 | 14 244 | 412 | 115 |
| S8 | EATING PLACES | 91 | 79 | 2 882 | 2 770 | 601 | 12 444 | 352 | 97 |
| S812 | DRINKING PLACES (ALCOHOLIC BEVERAGES) | 17 | 13 | 646 | 546 | 121 | 1 800 | 60 | 18 |
| S813 | DRUG STORES, PROPRIETARY STORES | | | | | | | | |
| | TOTAL | 22 | 22 | 2 414 | 2 402 | 349 | 6 052 | 108 | 16 |
| S9PT(S91) | DRUG STORES | 20 | 20 | (D) | (D) | (D) | (D) | (D) | (D) |
| S91 | PROPRIETARY STORES | 2 | 2 | (D) | (D) | (D) | (D) | (D) | (D) |
| | OTHER RETAIL STORES | | | | | | | | |
| | TOTAL | 120 | 88 | 15 586 | 15 366 | 1 216 | 23 913 | 345 | 88 |
| S92 | LIQUOR STORES | 10 | 10 | 2 555 | 2 555 | 123 | 2 222 | 37 | 1 |
| S93 | ANTIQUA STORES, SECONDHAND STORES | 8 | 4 | 140 | 126 | 21 | 354 | 6 | 7 |
| S94 | BOOK, STATIONERY STORES | 1 | 1 | (D) | (D) | (D) | (D) | (D) | (D) |
| S95 | SPORTING GOODS STORES, BICYCLE SHOPS | 9 | 3 | 254 | 144 | 19 | 673 | 10 | 8 |
| S96 | FARM, GARDEN SUPPLY STORES, INCLUDING FEED STORES | 18 | 14 | 6 196 | 6 186 | 406 | 7 615 | 92 | 10 |
| S97 | JEWELRY STORES | 17 | 13 | 1 177 | 1 109 | 137 | 2 584 | 57 | 12 |
| S98 | FUEL, ICE DEALERS | 20 | 20 | 4 204 | 4 204 | 386 | 7 982 | 97 | 11 |
| S99 | OTHER STORES | 37 | 23 | (D) | (D) | (D) | (D) | (D) | (D) |
| | NONSTORE RETAILERS* | | | | | | | | |
| | TOTAL | 36 | 10 | 2 074 | 1 932 | 232 | 4 703 | 75 | 30 |

Standard Notes: - Represents zero. (D) Withheld to avoid disclosure. (NA) Not available. (X) Not applicable.
 *Nonstore retailers, part of SIC major group 53, are shown separately in this table.

TABLE 5. Counties With 500 Establishments or More: 1963-Continued

| SIC code | County and kind of business | Establishments | | Sales | | Payroll, entire year (\$1,000) | Payroll, workweek ended nearest Nov. 15 (dollars) | Paid employees, workweek ended nearest Nov. 15 (number) | Active proprietors of unincorporated businesses (number) |
|--------------------------|--|----------------|-----------------------|-------------------------------------|---------------------------------------|--------------------------------|---|---|--|
| | | Total (number) | With payroll (number) | Total, all establishments (\$1,000) | Establishments with payroll (\$1,000) | | | | |
| CUMBERLAND COUNTY | | | | | | | | | |
| | RETAIL TRADE, TOTAL | 1 711 | 1 347 | 267 344 | 260 130 | 30 244 | 593 778 | 10 013 | 1 347 |
| | LUMBER, BUILDING MATERIALS, HARDWARE, FARM EQUIPMENT DEALERS | | | | | | | | |
| 52 | TOTAL | 76 | 62 | 13 167 | 12 981 | 1 765 | 33 935 | 443 | 30 |
| 521 | LUMBER AND OTHER BUILDING MATERIALS DEALERS | 30 | 24 | 8 586 | 8 474 | 1 104 | 20 292 | 241 | 10 |
| 522-524 | HEATING, PLUMBING, PAINT, ELECTRICAL STORES | 18 | 12 | 765 | 697 | 114 | 2 403 | 32 | 10 |
| 5251 | HARDWARE STORES | 22 | 22 | 3 154 | 3 154 | 469 | 9 722 | 151 | 7 |
| 5252 | FARM EQUIPMENT DEALERS | 6 | 4 | 662 | 656 | 78 | 1 518 | 19 | 3 |
| | GENERAL MERCHANDISE GROUP STORES* | | | | | | | | |
| 53 PART* | TOTAL | 67 | 63 | 36 098 | 35 998 | 5 151 | 98 899 | 1 970 | 37 |
| 531 | DEPARTMENT STORES | 8 | 8 | (0) | (0) | (0) | (0) | (0) | (0) |
| 533 | LIMITED PRICE VARIETY STORES | 28 | 28 | 8 589 | 8 589 | 1 481 | 26 435 | 553 | 17 |
| 539 | MISCELLANEOUS GENERAL MERCHANDISE STORES | 31 | 27 | (0) | (0) | (0) | (0) | (0) | (0) |
| | FOOD STORES | | | | | | | | |
| 54 | TOTAL | 372 | 280 | 69 321 | 66 209 | 4 787 | 102 025 | 1 772 | 341 |
| 541 | GROCERY STORES, INCLUDING DELICATESSENS | 311 | 231 | 66 717 | 63 845 | 4 374 | 93 972 | 1 580 | 285 |
| 542 | MEAT MARKETS, FISH (SEAFOOD) MARKETS | 24 | 12 | 1 165 | 925 | 66 | 1 334 | 28 | 25 |
| 543 | FRUIT STORES, VEGETABLE MARKETS | 4 | 4 | 87 | 87 | 6 | 106 | 6 | 4 |
| 544 | CANDY, NUT, CONFECTIONERY STORES | 11 | 11 | 429 | 429 | 102 | 1 893 | 51 | 6 |
| 545-549 | OTHER FOOD STORES | 22 | 22 | 923 | 923 | 239 | 4 720 | 107 | 21 |
| | AUTOMOTIVE DEALERS | | | | | | | | |
| 55 EX.554 | TOTAL | 111 | 77 | 49 183 | 48 485 | 4 900 | 89 657 | 985 | 74 |
| | GASOLINE SERVICE STATIONS | | | | | | | | |
| 55PT(554) | TOTAL | 182 | 164 | 16 189 | 15 343 | 1 312 | 24 819 | 446 | 171 |
| | APPAREL, ACCESSORY STORES | | | | | | | | |
| 56 | TOTAL | 97 | 85 | 12 680 | 12 342 | 1 749 | 39 582 | 623 | 66 |
| 561,567 | MEN'S, BOYS' APPAREL STORES, CUSTOM TAILORS | 28 | 22 | 4 441 | 4 281 | 713 | 12 992 | 223 | 21 |
| 562-3,568 | WOMEN'S CLOTHING, SPECIALTY STORES | 28 | 28 | 3 316 | 3 316 | 533 | 17 243 | 230 | 17 |
| 562 | WOMEN'S READY-TO-WEAR STORES | 19 | 19 | (D) | (D) | (D) | (D) | (D) | (0) |
| 563,568 | WOMEN'S ACCESSORY, SPECIALTY STORES, FURRIERS | 9 | 9 | (0) | (0) | (0) | (D) | (D) | (D) |
| 565 | FAMILY CLOTHING STORES | 13 | 9 | 2 637 | 2 585 | 212 | 3 949 | 83 | 9 |
| 566 | SHOE STORES | 24 | 22 | 1 990 | 1 864 | 254 | 4 523 | 72 | 18 |
| 564,569 | OTHER APPAREL, ACCESSORY STORES | 4 | 4 | 296 | 296 | 37 | 875 | 15 | 1 |
| | FURNITURE, HOME FURNISHINGS, EQUIPMENT STORES | | | | | | | | |
| 57 | TOTAL | 84 | 66 | 8 388 | 8 000 | 1 318 | 24 987 | 314 | 59 |
| 571 | FURNITURE, HOME FURNISHINGS STORES | 43 | 35 | 4 621 | 4 435 | 847 | 16 288 | 194 | 31 |
| 572,573 | HOUSEHOLD APPLIANCE, RADIO, TELEVISION, MUSIC STORES | 41 | 31 | 3 767 | 3 565 | 471 | 8 699 | 120 | 28 |
| | EATING, DRINKING PLACES | | | | | | | | |
| 58 | TOTAL | 302 | 264 | 14 590 | 14 290 | 3 245 | 67 019 | 1 764 | 266 |
| 5812 | EATING PLACES | 261 | 223 | 13 400 | 13 100 | 3 060 | 63 295 | 1 662 | 227 |
| 5813 | DRINKING PLACES (ALCOHOLIC BEVERAGES) | 41 | 41 | 1 190 | 1 190 | 185 | 3 724 | 102 | 39 |
| | DRUG STORES, PROPRIETARY STORES | | | | | | | | |
| 59PT(591) | TOTAL | 55 | 55 | 6 388 | 6 388 | 1 086 | 19 780 | 365 | 37 |
| 591 | DRUG STORES | 48 | 48 | (0) | (0) | (D) | (D) | (0) | (0) |
| | PROPRIETARY STORES | 7 | 7 | (D) | (0) | (D) | (D) | (0) | (0) |
| | OTHER RETAIL STORES | | | | | | | | |
| 59 EX.591 | TOTAL | 294 | 202 | 36 068 | (D) | (D) | (D) | (D) | (D) |
| 592 | LIQUOR STORES | 10 | 10 | 6 725 | 6 725 | 205 | 3 628 | 52 | 1 |
| 593 | ANTIQUA STORES, SECONOHANO STORES | 47 | 17 | 854 | 662 | 107 | 2 171 | 43 | 44 |
| 594 | BOOK, STATIONERY STORES | 11 | 9 | (D) | 430 | 63 | 1 359 | 34 | 6 |
| 595 | SPORTING GOODS STORES, BICYCLE SHOPS | 20 | 10 | 750 | 636 | 77 | 1 253 | 20 | 17 |
| 596 | FARM, GARDEN SUPPLY STORES, INCLUDING FEEO STORES | 13 | 11 | 4 031 | 4 025 | 242 | 4 018 | 48 | 5 |
| 597 | JEWELRY STORES | 17 | 13 | 4 124 | 4 096 | 781 | 13 659 | 244 | 9 |
| 598 | FUEL, ICE DEALERS | 75 | 57 | 15 572 | 15 308 | 1 978 | 40 248 | 478 | 46 |
| 599 | OTHER STORES | 101 | 75 | (D) | (D) | (D) | (D) | (D) | (D) |
| | NONSTORE RETAILERS* | | | | | | | | |
| 53 PART* | TOTAL | 71 | 29 | 5 272 | (D) | (D) | (D) | (D) | (D) |

Standard Notes: - Represents zero. (D) Withheld to avoid disclosure. (NA) Not available. (X) Not applicable.
 *Nonstore retailers, part of SIC major group 53, are shown separately in this table.

TABLE 5. Counties With 500 Establishments or More: 1963-Continued

| SIC code | County and kind of business | Establishments | | Sales | | Payroll, entire year (\$1,000) | Payroll, workweek ended nearest Nov. 15 (dollars) | Paid employees, workweek ended nearest Nov. 15 (number) | Active proprietors of unincorporated businesses (number) |
|------------------------|--|----------------|-----------------------|-------------------------------------|---------------------------------------|--------------------------------|---|---|--|
| | | Total (number) | With payroll (number) | Total, all establishments (\$1,000) | Establishments with payroll (\$1,000) | | | | |
| KENNEBEC COUNTY | | | | | | | | | |
| | RETAIL TRADE, TOTAL | 906 | 660 | 119 901 | 115 13S | 12 609 | 24S 098 | 3 959 | 781 |
| | LUMBER, BUILDING MATERIALS, HARDWARE, FARM EQUIPMENT DEALERS | | | | | | | | |
| 52 | TOTAL | 36 | 28 | 6 410 | 6 302 | 830 | 16 103 | 207 | 22 |
| 521 | LUMBER AND OTHER BUILDING MATERIALS DEALERS | 12 | 10 | 2 561 | 2 549 | 336 | 6 854 | 87 | 6 |
| S22-S24 | HEATING, PLUMBING, PAINT, ELECTRICAL STORES | 6 | 6 | 366 | 366 | 55 | 1 163 | 14 | 3 |
| S251 | HARDWARE STORES | 12 | 8 | 2 044 | 1 976 | 266 | 4 776 | 66 | 9 |
| S2S2 | FARM EQUIPMENT DEALERS | 6 | 4 | 1 439 | 1 411 | 173 | 3 310 | 40 | 4 |
| | GENERAL MERCHANDISE GROUP STORES* | | | | | | | | |
| S3 PART* | TOTAL | 46 | 42 | 13 341 | 13 28S | 1 846 | 39 90S | 722 | 31 |
| S31 | DEPARTMENT STORES | 3 | 3 | 2 138 | 2 138 | 313 | 6 003 | 96 | - |
| S33 | LIMITED PRICE VARIETY STORES | 20 | 20 | 5 812 | 5 812 | 900 | 20 592 | 409 | 9 |
| S39 | MISCELLANEOUS GENERAL MERCHANDISE STORES | 23 | 19 | 5 391 | 5 33S | 633 | 13 310 | 217 | 22 |
| | FOOD STORES | | | | | | | | |
| S4 | TOTAL | 222 | 130 | 31 126 | 28 418 | 1 908 | 42 294 | 662 | 218 |
| S41 | GROCERY STORES, INCLUDING DELICATESSENS | 199 | 11S | 30 089 | 27 529 | 1 800 | 40 242 | 622 | 196 |
| S42 | MEAT MARKETS, FISH (SEAFOOD) MARKETS | 12 | 6 | 6S4 | 5S0 | 3S | 696 | 12 | 12 |
| S43 | FRUIT STORES, VEGETABLE MARKETS | 2 | 2 | (D) | (D) | (D) | (D) | (D) | (D) |
| S44 | CANDY, NUT, CONFECTIONERY STORES | 1 | 1 | (D) | (D) | (D) | (D) | (D) | (D) |
| S4S-S49 | OTHER FOOD STORES | 8 | 6 | 292 | 260 | 65 | 1 189 | 24 | 7 |
| | AUTOMOTIVE DEALERS | | | | | | | | |
| SS EX.S54 | TOTAL | 79 | 61 | 24 1S4 | 23 906 | 2 266 | 39 660 | S03 | 54 |
| | GASOLINE SERVICE STATIONS | | | | | | | | |
| 55PT(SS4) | TOTAL | 79 | 73 | 7 901 | 7 669 | 661 | 12 637 | 230 | 74 |
| | APPAREL, ACCESSORY STORES | | | | | | | | |
| S6 | TOTAL | 52 | 46 | 7 5S9 | 7 397 | 1 081 | 20 726 | 321 | 30 |
| S61.S67 | MEN'S, BOYS' APPAREL STORES, CUSTOM TAILORS | 6 | 6 | 1 425 | 1 42S | 216 | 4 103 | 40 | 4 |
| S62-3.S68 | WOMEN'S CLOTHING, SPECIALTY STORES | 19 | 19 | 1 80S | 1 80S | 2S8 | 4 8S9 | 100 | 11 |
| S62 | WOMEN'S READY-TO-WEAR STORES | 12 | 12 | 1 448 | 1 448 | 201 | 3 78S | 78 | 10 |
| S63.S68 | WOMEN'S ACCESSORY, SPECIALTY STORES, FURRIERS | 7 | 7 | 3S7 | 3S7 | 57 | 1 074 | 22 | 1 |
| S65 | FAMILY CLOTHING STORES | 12 | 8 | 3 4S6 | 3 318 | S01 | 9 944 | 147 | S |
| S66 | SHOE STORES | 14 | 12 | (D) | (D) | (D) | (D) | (D) | (D) |
| S64.S69 | OTHER APPAREL, ACCESSORY STORES | 1 | 1 | (D) | (D) | (D) | (D) | (D) | (D) |
| | FURNITURE, HOME FURNISHINGS, EQUIPMENT STORES | | | | | | | | |
| S7 | TOTAL | 42 | 36 | 3 884 | 3 760 | 466 | 8 068 | 123 | 31 |
| S71 | FURNITURE, HOME FURNISHINGS STORES | 16 | 16 | 1 774 | 1 774 | 229 | 3 776 | 56 | 9 |
| S72.S73 | HOUSEHOLD APPLIANCE, RADIO, TELEVISION, MUSIC STORES | 26 | 20 | 2 110 | 1 986 | 237 | 4 292 | 67 | 22 |
| | EATING, DRINKING PLACES | | | | | | | | |
| S8 | TOTAL | 131 | 107 | 4 802 | 4 520 | 962 | 18 562 | 494 | 140 |
| S812 | EATING PLACES | 123 | 99 | 4 51S | 4 233 | 922 | 17 813 | 467 | 134 |
| S813 | DRINKING PLACES (ALCOHOLIC BEVERAGES) | 8 | 8 | 287 | 287 | 40 | 749 | 27 | 6 |
| | DRUG STORES, PROPRIETARY STORES | | | | | | | | |
| S9PT(S91) | TOTAL | 2S | 23 | 3 328 | 3 2S0 | 667 | 11 396 | 166 | 17 |
| S91 | DRUG STORES | 24 | 22 | (D) | (D) | (D) | (D) | (D) | (D) |
| (| PROPRIETARY STORES | 1 | 1 | (D) | (D) | (D) | (D) | (D) | (D) |
| | OTHER RETAIL STORES | | | | | | | | |
| S9 EX.S91 | TOTAL | 146 | 104 | 1S 504 | 15 030 | 1 571 | 29 521 | 4S4 | 120 |
| S92 | LIQUOR STORES | 12 | 12 | 2 6S9 | 2 6S9 | 126 | 2 417 | 43 | 7 |
| S93 | ANTIQUE STORES, SECONDHAND STORES | 23 | 9 | 29S | 233 | 26 | 486 | 11 | 25 |
| S94 | BOOK, STATIONERY STORES | 8 | 6 | 436 | 428 | 64 | 1 424 | 27 | 8 |
| S9S | SPORTING GOODS STORES, BICYCLE SHOPS | 4 | 2 | 127 | (D) | (D) | (D) | (D) | (D) |
| S96 | FARM, GARDEN SUPPLY STORES, INCLUDING FEED STORES | 1S | 11 | 2 420 | 2 3S2 | 139 | 2 889 | 46 | 11 |
| S97 | JEWELRY STORES | 11 | 11 | 1 66S | 1 66S | 221 | 4 318 | 68 | S |
| S98 | FUEL, ICE DEALERS | 41 | 29 | 6 527 | 6 33S | 824 | 14 933 | 190 | 31 |
| S99 | OTHER STORES | 32 | 24 | 1 37S | (D) | (D) | (D) | (D) | (D) |
| | NONSTORE RETAILERS* | | | | | | | | |
| S3 PART* | TOTAL | 48 | 10 | 1 892 | 1 598 | 351 | 6 226 | 77 | 44 |

Standard Notes: - Represents zero. (D) Withheld to avoid disclosure. (NA) Not available. (X) Not applicable.
 *Nonstore retailers, part of SIC major group 53, are shown separately in this table.

TABLE 5. Counties With 500 Establishments or More: 1963-Continued

| SIC code | County and kind of business | Establishments | | Sales | | Payroll, entire year (\$1,000) | Payroll, workweek ended nearest Nov. 15 (dollars) | Paid employees, workweek ended nearest Nov. 15 (number) | Active proprietors of unincorporated businesses (number) |
|-------------------------|--|----------------|--------------|---------------------------|-----------------------------|--------------------------------|---|---|--|
| | | Total | With payroll | Total, all establishments | Establishments with payroll | | | | |
| | | (number) | (number) | (\$1,000) | (\$1,000) | | | | |
| PENOBSCOT COUNTY | | | | | | | | | |
| | RETAIL TRADE, TOTAL | 1 101 | 873 | 166 324 | 161 262 | 17 475 | 338 159 | 5 357 | 919 |
| | LUMBER, BUILDING MATERIALS, HARDWARE, FARM EQUIPMENT DEALERS | | | | | | | | |
| | TOTAL | 58 | 50 | 7 155 | 7 055 | 823 | 14 016 | 197 | 37 |
| 52 | LUMBER AND OTHER BUILDING MATERIALS DEALERS | 15 | 11 | 2 570 | 2 534 | 324 | 5 152 | 71 | 10 |
| 522-524 | HEATING, PLUMBING, PAINT, ELECTRICAL STORES | 6 | 6 | 477 | 477 | 84 | 1 304 | 17 | 4 |
| 5251 | HARDWARE STORES | 26 | 24 | 2 401 | 2 341 | 286 | 5 178 | 79 | 15 |
| 5252 | FARM EQUIPMENT DEALERS | 11 | 9 | 1 707 | 1 703 | 129 | 2 382 | 30 | 8 |
| | GENERAL MERCHANDISE GROUP STORES* | | | | | | | | |
| | TOTAL | 69 | 65 | 23 568 | 23 508 | 2 854 | 51 600 | 925 | 54 |
| 53 PART* | DEPARTMENT STORES | 3 | 3 | 13 434 | 13 434 | 1 543 | 30 893 | 469 | - |
| 533 | LIMITED PRICE VARIETY STORES | 23 | 23 | 6 517 | 6 517 | 1 023 | 14 777 | 328 | 15 |
| 539 | MISCELLANEOUS GENERAL MERCHANDISE STORES | 43 | 39 | 3 617 | 3 557 | 288 | 5 930 | 128 | 39 |
| | FOOD STORES | | | | | | | | |
| | TOTAL | 242 | 162 | 42 469 | 39 955 | 2 563 | 57 544 | 899 | 221 |
| 54 | GROCERY STORES, INCLUDING DELICATESSENS | 222 | 148 | 41 913 | 39 449 | 2 500 | 56 370 | 865 | 197 |
| 542 | MEAT MARKETS, FISH (SEAFOOD) MARKETS | 3 | 1 | 165 | (0) | (0) | (0) | (0) | (0) |
| 543 | FRUIT STORES, VEGETABLE MARKETS | - | - | - | - | - | - | - | - |
| 544 | CANOE, NUT, CONFECTIONERY STORES | 7 | 7 | 165 | 163 | 19 | 301 | 9 | 8 |
| 545-549 | OTHER FOOD STORES | 10 | 6 | 226 | (0) | (0) | (0) | (0) | (0) |
| | AUTOMOTIVE DEALERS | | | | | | | | |
| 55 EX.554 | TOTAL | 94 | 74 | 34 194 | 33 444 | 3 338 | 61 743 | 700 | 57 |
| | GASOLINE SERVICE STATIONS | | | | | | | | |
| 55PT(554) | TOTAL | 143 | 127 | 12 217 | 11 829 | 973 | 18 867 | 337 | 145 |
| | APPAREL, ACCESSORY STORES | | | | | | | | |
| | TOTAL | 77 | 65 | 9 338 | 9 190 | 1 216 | 22 311 | 369 | 60 |
| 561,567 | MEN'S, BOYS' APPAREL STORES, CUSTOM TAILORS | 15 | 15 | 1 885 | 1 879 | 240 | 4 447 | 58 | 14 |
| 562-3,568 | WOMEN'S CLOTHING, SPECIALTY STORES | 25 | 25 | 2 484 | 2 494 | 479 | 8 778 | 145 | 19 |
| 562 | WOMEN'S READY-TO-WEAR STORES | 18 | 18 | 2 202 | 2 202 | 414 | 7 554 | 126 | 14 |
| 563,568 | WOMEN'S ACCESSORY, SPECIALTY STORES, FURRIERS | 7 | 7 | 282 | 282 | 65 | 1 224 | 19 | 5 |
| 565 | FAMILY CLOTHING STORES | 22 | 14 | 3 330 | 3 206 | 305 | 5 651 | 108 | 15 |
| 566 | SHOE STORES | 12 | 8 | (0) | (0) | (0) | (0) | (0) | (0) |
| 564,569 | OTHER APPAREL, ACCESSORY STORES | 3 | 3 | (0) | (0) | (0) | (0) | (0) | (0) |
| | FURNITURE, HOME FURNISHINGS, EQUIPMENT STORES | | | | | | | | |
| | TOTAL | 50 | 38 | 4 849 | 4 805 | 934 | 17 643 | 205 | 30 |
| 571 | FURNITURE, HOME FURNISHINGS STORES | 27 | 19 | 2 751 | 2 725 | 524 | 10 197 | 114 | 19 |
| 572,573 | HOUSEHOLD APPLIANCE, RADIO, TELEVISION, MUSIC STORES | 23 | 19 | 2 098 | 2 080 | 410 | 7 446 | 91 | 11 |
| | EATING, DRINKING PLACES | | | | | | | | |
| | TOTAL | 151 | 133 | 6 716 | 6 552 | 1 502 | 31 052 | 851 | 152 |
| 5812 | EATING PLACES | 130 | 114 | 6 121 | 5 961 | 1 419 | 29 530 | 806 | 131 |
| 5813 | DRINKING PLACES (ALCOHOLIC BEVERAGES) | 21 | 19 | 595 | 591 | 83 | 1 522 | 45 | 21 |
| | DRUG STORES, PROPRIETARY STORES | | | | | | | | |
| | TOTAL | 31 | 31 | 3 416 | 3 416 | 584 | 11 665 | 192 | 14 |
| 59PT(591) | DRUG STORES | 28 | 28 | 3 327 | 3 327 | 575 | 11 499 | 185 | 11 |
| 591 | PROPRIETARY STORES | 3 | 3 | 89 | 89 | 9 | 166 | 7 | 3 |
| | OTHER RETAIL STORES | | | | | | | | |
| | TOTAL | 144 | 116 | 19 585 | 18 823 | 2 133 | 40 519 | 545 | 115 |
| 592 | LIQUOR STORES | 14 | 14 | 3 405 | 3 405 | 146 | 2 768 | 44 | 7 |
| 593 | ANTIQUA STORES, SECONHAND STORES | 9 | 3 | 873 | 685 | 140 | 2 828 | 39 | 9 |
| 594 | BOOK, STATIONERY STORES | 5 | 5 | 358 | 358 | 33 | 745 | 13 | 5 |
| 595 | SPORTING GOODS STORES, BICYCLE SHOPS | 5 | 3 | 463 | (0) | (0) | (0) | (0) | (0) |
| 596 | FARM, GARDEN SUPPLY STORES, INCLUDING FEEO STORES | 9 | 9 | 2 583 | 2 583 | 177 | 2 861 | 38 | 4 |
| 597 | JEWELRY STORES | 15 | 13 | 1 427 | 1 413 | 224 | 3 946 | 65 | 10 |
| 598 | FUEL, ICE DEALERS | 44 | 38 | 9 156 | 8 894 | 1 180 | 23 082 | 262 | 32 |
| 599 | OTHER STORES | 43 | 31 | 1 320 | (0) | (0) | (0) | (0) | (0) |
| | NONSTORE RETAILERS* | | | | | | | | |
| 53 PART* | TOTAL | 42 | 12 | 2 817 | 2 685 | 555 | 11 199 | 137 | 34 |

Standard Notes: - Represents zero. (D) Withheld to avoid disclosure. (NA) Not available. (X) Not applicable.
 *Nonstore retailers, part of SIC major group 53, are shown separately in this table.

TABLE 5. Counties With 500 Establishments or More: 1963-Continued

| SIC code | County and kind of business | Establishments | | Sales | | Payroll, entire year (\$1,000) | Payroll, workweek ended nearest Nov. 15 (dollars) | Paid employees, workweek ended nearest Nov. 15 (number) | Active proprietors of unincorporated businesses (number) |
|--------------------|--|----------------|-----------------------|-------------------------------------|---------------------------------------|--------------------------------|---|---|--|
| | | Total (number) | With payroll (number) | Total, all establishments (\$1,000) | Establishments with payroll (\$1,000) | | | | |
| YORK COUNTY | | | | | | | | | |
| | RETAIL TRADE, TOTAL | 1 259 | 933 | 114 371 | 108 657 | 11 460 | 226 831 | 3 895 | 1 162 |
| | LUMBER, BUILDING MATERIALS, HARDWARE, FARM EQUIPMENT DEALERS | | | | | | | | |
| | TOTAL | 63 | 39 | 8 584 | 8 332 | 1 246 | 21 856 | 272 | 51 |
| S2 | LUMBER AND OTHER BUILDING MATERIALS DEALERS | 20 | 14 | 5 320 | 5 288 | 814 | 14 251 | 179 | 15 |
| S22-S24 | HEATING, PLUMBING, PAINT, ELECTRICAL STORES | 9 | 7 | 979 | 973 | 145 | 2 393 | 27 | 6 |
| S2S1 | HARDWARE STORES | 24 | 14 | 1 441 | 1 269 | 176 | 3 328 | 45 | 18 |
| S2S2 | FARM EQUIPMENT DEALERS | 10 | 4 | 844 | 802 | 111 | 1 884 | 21 | 12 |
| | GENERAL MERCHANDISE GROUP STORES* | | | | | | | | |
| | TOTAL | 47 | 41 | 4 980 | 4 958 | 656 | 12 015 | 262 | 36 |
| 53 PART* | DEPARTMENT STORES | - | - | - | - | - | - | - | - |
| S31 | LIMITED PRICE VARIETY STORES | 18 | 18 | 2 076 | 2 076 | 304 | 5 274 | 123 | 16 |
| S33 | MISCELLANEOUS GENERAL MERCHANDISE STORES | 29 | 23 | 2 904 | 2 892 | 352 | 6 741 | 139 | 20 |
| | FOOD STORES | | | | | | | | |
| | TOTAL | 282 | 182 | 33 688 | 30 838 | 2 013 | 43 028 | 725 | 271 |
| S4 | GROCERY STORES, INCLUDING DELICATESSENS | 232 | 146 | 31 707 | 29 047 | 1 787 | 38 667 | 624 | 220 |
| S41 | MEAT MARKETS, FISH (SEAFOOD) MARKETS | 9 | 7 | 873 | 839 | 70 | 1 375 | 27 | 10 |
| S42 | FRUIT STORES, VEGETABLE MARKETS | 10 | 8 | 355 | 329 | 43 | 555 | 17 | 9 |
| S43 | CANDY, NUT, CONFECTIONERY STORES | 12 | 10 | 251 | 249 | 36 | 916 | 21 | 13 |
| S44 | OTHER FOOD STORES | 19 | 11 | 502 | 374 | 77 | 1 515 | 36 | 19 |
| | AUTOMOTIVE DEALERS | | | | | | | | |
| | TOTAL | 79 | 57 | 21 807 | 21 317 | 1 768 | 37 996 | 430 | 59 |
| | GASOLINE SERVICE STATIONS | | | | | | | | |
| | TOTAL | 120 | 110 | 10 017 | 9 793 | 745 | 14 827 | 252 | 128 |
| | APPAREL, ACCESSORY STORES | | | | | | | | |
| | TOTAL | 74 | 66 | 3 728 | 3 656 | 497 | 8 754 | 199 | 61 |
| S6 | MEN'S, BOYS' APPAREL STORES, CUSTOM TAILORS | 11 | 11 | 997 | 997 | 153 | 2 481 | 48 | 6 |
| S61-S67 | WOMEN'S CLOTHING, SPECIALTY STORES | 35 | 31 | 1 457 | 1 421 | 182 | 3 387 | 88 | 32 |
| S62-3, S68 | WOMEN'S READY-TO-WEAR STORES | 24 | 20 | 1 238 | 1 202 | 163 | 2 905 | 73 | 18 |
| S63-S68 | WOMEN'S ACCESSORY, SPECIALTY STORES, FURRIERS | 11 | 11 | 219 | 219 | 19 | 482 | 15 | 14 |
| S65 | FAMILY CLOTHING STORES | 11 | 7 | 511 | 475 | 71 | 1 172 | 26 | 7 |
| S66 | SHOE STORES | 8 | 8 | 523 | 523 | 68 | 1 284 | 22 | 3 |
| S64-S69 | OTHER APPAREL, ACCESSORY STORES | 9 | 9 | 240 | 240 | 23 | 430 | 15 | 13 |
| | FURNITURE, HOME FURNISHINGS, EQUIPMENT STORES | | | | | | | | |
| | TOTAL | 50 | 46 | 4 133 | 4 031 | 673 | 11 504 | 179 | 35 |
| S7 | FURNITURE, HOME FURNISHINGS STORES | 27 | 25 | 2 310 | 2 218 | 409 | 6 571 | 98 | 19 |
| S71 | HOUSEHOLD APPLIANCE, RADIO, TELEVISION, MUSIC STORES | 23 | 21 | 1 823 | 1 813 | 264 | 4 933 | 81 | 16 |
| S72-S73 | EATING, DRINKING PLACES | | | | | | | | |
| | TOTAL | 247 | 203 | 8 910 | 8 486 | 1 797 | 35 817 | 925 | 256 |
| S8 | EATING PLACES | 225 | 183 | 8 467 | 8 079 | 1 718 | 34 306 | 876 | 238 |
| S812 | DRINKING PLACES (ALCOHOLIC BEVERAGES) | 22 | 20 | 443 | 407 | 79 | 1 511 | 49 | 18 |
| S813 | DRUG STORES, PROPRIETARY STORES | | | | | | | | |
| | TOTAL | 33 | 31 | 3 283 | 3 253 | 421 | 8 749 | 145 | 29 |
| 59PT(S91) | DRUG STORES | 23 | 21 | 2 772 | 2 742 | 382 | 7 741 | 122 | 17 |
| S91 | PROPRIETARY STORES | 10 | 10 | 511 | 511 | 39 | 1 008 | 23 | 12 |
| | OTHER RETAIL STORES | | | | | | | | |
| | TOTAL | 239 | 153 | 13 873 | 12 763 | 1 535 | 30 012 | 468 | 212 |
| S9 | LIQUOR STORES | 9 | 9 | 2 569 | 2 569 | 112 | 2 076 | 29 | 2 |
| S92 | ANTIQUITY STORES, SECONHAND STORES | 23 | 7 | 424 | 202 | 51 | 1 196 | 20 | 23 |
| S93 | BOOK, STATIONERY STORES | 4 | 2 | 93 | (0) | (0) | (0) | (0) | (0) |
| S94 | SPORTING GOODS STORES, BICYCLE SHOPS | 10 | 6 | 349 | (0) | (0) | (0) | (0) | (0) |
| S95 | FARM, GARDEN SUPPLY STORES, INCLUDING FEED STORES | 11 | 7 | 915 | 771 | 61 | 1 169 | 18 | 7 |
| S96 | JEWELRY STORES | 11 | 9 | 540 | 526 | 56 | 994 | 30 | 10 |
| S97 | FUEL, ICE DEALERS | 92 | 60 | 7 291 | 6 843 | 983 | 18 124 | 241 | 77 |
| S98 | OTHER STORES | 79 | 53 | 1 692 | 1 468 | 222 | 5 541 | 112 | 79 |
| S99 | NONSTORE RETAILERS* | | | | | | | | |
| | TOTAL | 25 | 5 | 1 368 | 1 230 | 109 | 2 273 | 38 | 24 |

Standard Notes: - Represents zero. (D) Withheld to avoid disclosure. (NA) Not available. (X) Not applicable.
 *Nonstore retailers, part of SIC major group 53, are shown separately in this table.

TABLE 6. Cities With 500 Establishments or More: 1963

| SIC code | City and kind of business | Establishments | | Sales | | Payroll, entire year (\$1,000) | Payroll, workweek ended nearest Nov. 15 (dollars) | Paid employees, workweek ended nearest Nov. 15 (number) | Active proprietors of unincorporated businesses (number) |
|------------|--|----------------|-----------------------|-------------------------------------|---------------------------------------|--------------------------------|---|---|--|
| | | Total (number) | With payroll (number) | Total, all establishments (\$1,000) | Establishments with payroll (\$1,000) | | | | |
| | PORTLAND | | | | | | | | |
| | RETAIL TRADE, TOTAL | 753 | 627 | 155 494 | 152 310 | 18 961 | 366 168 | 5 960 | 535 |
| | LUMBER, BUILDING MATERIALS, HARDWARE, FARM EQUIPMENT DEALERS | | | | | | | | |
| | TOTAL | 26 | 22 | 4 028 | 3 994 | 507 | 9 951 | 133 | 10 |
| 52 | LUMBER AND OTHER BUILDING MATERIALS DEALERS | 6 | 6 | 1 883 | 1 883 | 165 | 3 078 | 38 | - |
| 522-524 | HEATING, PLUMBING, PAINT, ELECTRICAL STORES | 11 | 7 | 471 | 437 | 65 | 1 183 | 16 | 6 |
| 5251 | HARDWARE STORES | 9 | 9 | 1 674 | 1 674 | 277 | 5 690 | 79 | 4 |
| 5252 | FARM EQUIPMENT DEALERS | - | - | - | - | - | - | - | - |
| | GENERAL MERCHANDISE GROUP STORES* | | | | | | | | |
| | TOTAL | 27 | 27 | 28 478 | 28 478 | 4 123 | 78 404 | 1 484 | 7 |
| 53 PART* | DEPARTMENT STORES | 6 | 6 | (0) | (0) | (0) | (0) | (0) | (0) |
| 533 | LIMITED PRICE VARIETY STORES | 10 | 10 | 5 771 | 5 771 | 1 066 | 19 022 | 365 | 3 |
| 539 | MISCELLANEOUS GENERAL MERCHANDISE STORES | 11 | 11 | (0) | (0) | (0) | (0) | (0) | (0) |
| | FOOD STORES | | | | | | | | |
| | TOTAL | 168 | 130 | 34 913 | 33 445 | 2 525 | 50 224 | 847 | 156 |
| 54 | GROCERY STORES, INCLUDING DELICATESSENS | 139 | 107 | 33 519 | 32 135 | 2 342 | 46 649 | 758 | 129 |
| 542 | MEAT MARKETS, FISH (SEAFOOD) MARKETS | 13 | 7 | (0) | (0) | (0) | (0) | (0) | (0) |
| 543 | FRUIT STORES, VEGETABLE MARKETS | 1 | 1 | (0) | (0) | (0) | (0) | (0) | (0) |
| 544 | CANDY, NUT, CONFECTIONERY STORES | 5 | 5 | 178 | 178 | 36 | 663 | 22 | 3 |
| 545-549 | OTHER FOOD STORES | 10 | 10 | 389 | 389 | 101 | 2 074 | 50 | 9 |
| | AUTOMOTIVE DEALERS | | | | | | | | |
| | TOTAL | 37 | 31 | 31 895 | 31 595 | 3 134 | 53 662 | 576 | 20 |
| | GASOLINE SERVICE STATIONS | | | | | | | | |
| | TOTAL | 60 | 54 | 5 585 | 5 305 | 474 | 9 238 | 156 | 55 |
| | APPAREL, ACCESSORY STORES | | | | | | | | |
| | TOTAL | 61 | 49 | 8 086 | 7 772 | 1 315 | 31 655 | 463 | 45 |
| 561-567 | MEN'S, BOYS' APPAREL STORES, CUSTOM TAILORS | 19 | 13 | 3 373 | 3 213 | 596 | 11 010 | 189 | 15 |
| 562-3,568 | WOMEN'S CLOTHING, SPECIALTY STORES | 15 | 15 | 2 604 | 2 604 | 437 | 15 566 | 193 | 9 |
| 562 | WOMEN'S READY-TO-WEAR STORES | 13 | 13 | (0) | (0) | (0) | (0) | (0) | (0) |
| 563-568 | WOMEN'S ACCESSORY, SPECIALTY STORES, FURRIERS | 2 | 2 | (0) | (0) | (0) | (0) | (0) | (0) |
| 565 | FAMILY CLOTHING STORES | 8 | 4 | (0) | (0) | (0) | (0) | (0) | (0) |
| 566 | SHOE STORES | 16 | 14 | 1 506 | 1 404 | 207 | 3 630 | 55 | 13 |
| 564-569 | OTHER APPAREL, ACCESSORY STORES | 3 | 3 | (0) | (0) | (0) | (0) | (0) | (0) |
| | FURNITURE, HOME FURNISHINGS, EQUIPMENT STORES | | | | | | | | |
| | TOTAL | 47 | 41 | 5 787 | 5 573 | 992 | 18 888 | 227 | 25 |
| 571 | FURNITURE, HOME FURNISHINGS STORES | 27 | 23 | 3 666 | 3 514 | 693 | 13 111 | 155 | 16 |
| 572-573 | HOUSEHOLD APPLIANCE, RADIO, TELEVISION, MUSIC STORES | 20 | 18 | 2 121 | 2 059 | 299 | 5 777 | 72 | 9 |
| | EATING, DRINKING PLACES | | | | | | | | |
| | TOTAL | 136 | 122 | 8 088 | 7 950 | 1 898 | 37 890 | 933 | 96 |
| 5812 | EATING PLACES | 108 | 94 | 7 349 | 7 211 | 1 781 | 35 532 | 867 | 69 |
| 5813 | DRINKING PLACES (ALCOHOLIC BEVERAGES) | 28 | 28 | 739 | 739 | 117 | 2 358 | 66 | 27 |
| | DRUG STORES, PROPRIETARY STORES | | | | | | | | |
| | TOTAL | 28 | 28 | 3 467 | 3 467 | 613 | 11 510 | 214 | 19 |
| 59 PT(591) | DRUG STORES | 23 | 23 | 3 155 | 3 155 | 586 | 11 051 | 205 | 14 |
| 591 | PROPRIETARY STORES | 5 | 5 | 312 | 312 | 27 | 459 | 9 | 5 |
| | OTHER RETAIL STORES | | | | | | | | |
| | TOTAL | 129 | 103 | 20 795 | 20 523 | 2 492 | 49 302 | 721 | 81 |
| 592 | LIQUOR STORES | 3 | 3 | (0) | (0) | (0) | (0) | (0) | (0) |
| 593 | ANTIQUA STORES, SECONDHAND STORES | 17 | 9 | 518 | (0) | (0) | (0) | (0) | (0) |
| 594 | BOOK, STATIONERY STORES | 7 | 7 | (0) | (0) | (0) | (0) | (0) | (0) |
| 595 | SPORTING GOODS STORES, BICYCLE SHOPS | 3 | 3 | 230 | 230 | 22 | 343 | 6 | 2 |
| 596 | FARM, GARDEN SUPPLY STORES, INCLUDING FEED STORES | 2 | 2 | (0) | (0) | (0) | (0) | (0) | (0) |
| 597 | JEWELRY STORES | 12 | 8 | (0) | (0) | (0) | (0) | (0) | (0) |
| 598 | FUEL, ICE DEALERS | 31 | 25 | 9 468 | 9 376 | 1 095 | 24 055 | 275 | 16 |
| 599 | OTHER STORES | 54 | 46 | 2 405 | 2 303 | 380 | 6 961 | 126 | 40 |
| | NONSTORE RETAILERS* | | | | | | | | |
| 53 PART* | TOTAL | 34 | 20 | 4 372 | 4 208 | 888 | 15 444 | 206 | 21 |

Standard Notes: - Represents zero. (D) Withheld to avoid disclosure. (NA) Not available. (X) Not applicable.
 *Nonstore retailers, part of SIC major group 53, are shown separately in this table.

TABLE 7. In-Plant Food Contractors: 1963

| SIC code | Standard metropolitan statistical area and kind of business | Establishments | | Sales | | Payroll, entire year (\$1,000) | Payroll, workweek ended nearest Nov. 15 (dollars) | Paid employees, workweek ended nearest Nov. 15 (number) | Active proprietors of unincorporated businesses (number) |
|-----------------------------|---|----------------|--------------|---------------------------|-----------------------------|--------------------------------|---|---|--|
| | | Total | With payroll | Total, all establishments | Establishments with payroll | | | | |
| | | (number) | (number) | (\$1,000) | (\$1,000) | | | | |
| MAINE | | | | | | | | | |
| 5912 PART | IN-PLANT FOOD CONTRACTORS, TOTAL | 20 | 18 | 777 | 767 | 184 | 3 364 | 73 | 14 |
| | RESTAURANTS, LUNCHROOMS. | 5 | 3 | 81 | 71 | 11 | 212 | 5 | 5 |
| | CAFETERIAS | 9 | 9 | 581 | 581 | 154 | 2 795 | 59 | 5 |
| | REFRESHMENT PLACES | 6 | 6 | 115 | 115 | 19 | 357 | 9 | 4 |
| LEWISTON-AUBURN SMSA | | | | | | | | | |
| 5812 PART | IN-PLANT FOOD CONTRACTORS, TOTAL | 2 | 2 | (D) | (D) | (D) | (D) | (D) | (O) |
| | RESTAURANTS, LUNCHROOMS. | 1 | 1 | (O) | (O) | (D) | (O) | (O) | (D) |
| | CAFETERIAS | 1 | 1 | (O) | (O) | (D) | (O) | (O) | (D) |
| | REFRESHMENT PLACES | - | - | - | - | - | - | - | - |
| PORTLAND SMSA | | | | | | | | | |
| 5812 PART | IN-PLANT FOOD CONTRACTORS, TOTAL | 4 | 4 | 219 | 219 | 63 | 1 171 | 24 | - |
| | RESTAURANTS, LUNCHROOMS. | - | - | - | - | - | - | - | - |
| | CAFETERIAS | 2 | 2 | (D) | (O) | (O) | (O) | (O) | (D) |
| | REFRESHMENT PLACES | 2 | 2 | (O) | (O) | (O) | (O) | (D) | (O) |

Standard Notes: - Represents zero. (D) Withheld to avoid disclosure. (NA) Not available. (X) Not applicable.

TABLE 8. Commissaries, Exchanges, and Eating and Drinking Places Operated for Military Personnel by the U. S. Department of Defense: 1963

(These data were collected by the Department of Defense and are not included in any of the tabulations of the 1963 Census of Business)

| County | Sales | Civilian payroll, entire year | Civilian employees, workweek ended nearest Nov. 15 | Civilian payroll, workweek ended nearest Nov. 15 | Sales | Civilian payroll, entire year | Civilian employees, workweek ended nearest Nov. 15 | Civilian payroll, workweek ended nearest Nov. 15 |
|------------------------|-----------|-------------------------------|--|--|----------------------------|-------------------------------|--|--|
| | (\$1,000) | (\$1,000) | (number) | (dollars) | (\$1,000) | (\$1,000) | (number) | (dollars) |
| | TOTAL | | | | COMMISSARIES | | | |
| MAINE, TOTAL | 14 511 | 1 130 | 370 | 25 506 | 7 099 | 216 | 49 | 5 446 |
| AROSTOOK | 5 540 | 452 | 140 | 10 712 | 2 700 | 67 | 18 | 2 000 |
| CUMBERLAND | 3 778 | 280 | 101 | 5 621 | 1 856 | 48 | 8 | 855 |
| HANCOCK | 97 | 1 | 3 | 34 | - | - | - | - |
| PENOBSCOT | 4 508 | 358 | 99 | 8 337 | 2 393 | 101 | 23 | 2 591 |
| WASHINGTON | 248 | 2 | 1 | 18 | 150 | 26 | - | - |
| YORK | 340 | 37 | 26 | 784 | - | - | - | - |
| | EXCHANGES | | | | EATING AND DRINKING PLACES | | | |
| MAINE, TOTAL | 6 278 | 726 | 239 | 15 889 | 1 134 | 188 | 82 | 4 171 |
| AROSTOOK | 2 541 | 324 | 102 | 7 318 | 299 | 61 | 20 | 1 394 |
| CUMBERLAND | 1 677 | 183 | 69 | 3 692 | 245 | 49 | 24 | 1 074 |
| HANCOCK | 97 | 1 | 3 | 34 | - | - | - | - |
| PENOBSCOT | 1 865 | 216 | 64 | 4 827 | 250 | 41 | 12 | 919 |
| WASHINGTON | 98 | 2 | 1 | 18 | - | - | - | - |
| YORK | - | - | - | - | 340 | 37 | 26 | 784 |

Standard Notes: - Represents zero. (D) Withheld to avoid disclosure. (NA) Not available. (X) Not applicable. † Revised.

TABLE 9. Counties; Cities of 2,500 Inhabitants or More: 1958

| County and city | Establishments | | Sales | | Payroll, entire year (\$1,000) | County and city | Establishments | | Sales | | Payroll, entire year (\$1,000) |
|--|----------------|-----------------------|-------------------------------------|---------------------------------------|--------------------------------|---|----------------|-----------------------|-------------------------------------|---------------------------------------|--------------------------------|
| | Total (number) | With payroll (number) | Total, all establishments (\$1,000) | Establishments with payroll (\$1,000) | | | Total (number) | With payroll (number) | Total, all establishments (\$1,000) | Establishments with payroll (\$1,000) | |
| MAINE, TOTAL | 11 236 | 7 736 | 1 031 037 | 958 903 | 97 053 | LINCOLN COUNTY | 337 | 215 | 21 589 | 19 221 | 1 590 |
| ANOROSCOGGIN COUNTY. | 964 | 662 | 97 470 | 90 582 | 10 193 | OXFORD COUNTY ¹ | 494 | 318 | 41 409 | 37 715 | 3 212 |
| AUBURN | 221 | 155 | 27 380 | 25 896 | 2 737 | MEXICO TOWN. | 37 | 25 | 2 802 | 2 584 | 178 |
| LEWISTON | 496 | 366 | 55 219 | 52 353 | 6 477 | NORWAY TOWN. | 77 | 59 | 8 303 | 8 021 | 679 |
| REMAINDER OF COUNTY. | 247 | 141 | 14 871 | 12 333 | 979 | RUMFORD TOWN. | 123 | 91 | 13 402 | 12 594 | 1 203 |
| LIVERMORE FALLS TOWN | 70 | 44 | 5 327 | 4 615 | 406 | PENOBSCOT COUNTY | 1 192 | 882 | 136 679 | 130 359 | 13 435 |
| AROOSTOOK COUNTY | 1 018 | 712 | 101 463 | 94 885 | 8 987 | BANGOR | 452 | 342 | 72 827 | 70 565 | 8 315 |
| PRESQUE ISLE | 149 | 123 | 21 910 | 21 482 | 2 175 | BREWER | 86 | 74 | 10 155 | 9 911 | 839 |
| REMAINDER OF COUNTY. | 869 | 589 | 79 553 | 73 403 | 6 812 | OLO TOWN | 87 | 71 | 9 647 | 9 277 | 827 |
| CARIBOU TOWN | 137 | 117 | 18 888 | 18 588 | 2 117 | REMAINDER OF COUNTY. | 567 | 395 | 44 050 | 40 606 | 3 454 |
| FORT FAIRFIELD TOWN. | 75 | 53 | 7 481 | 6 997 | 664 | OEXTER TOWN. | 65 | 49 | 5 059 | 4 821 | 464 |
| FORT KENT TOWN | 72 | 56 | 7 933 | 7 517 | 693 | LINCOLN TOWN | 67 | 49 | 7 207 | 6 781 | 642 |
| HOULTON TOWN | 140 | 106 | 16 260 | 15 720 | 1 465 | MILLINOCKET TOWN | 61 | 43 | 7 388 | 7 140 | 651 |
| MAOAWASKA TOWN | 76 | 52 | 4 782 | 4 318 | 380 | ORONO TOWN | 38 | 32 | 3 686 | 3 580 | 371 |
| VAN BUREN TOWN | 54 | 32 | 4 996 | 4 476 | 351 | PISCATAQUIS COUNTY ¹ | 216 | 144 | 16 130 | 14 614 | 1 304 |
| CUMBERLAND COUNTY. | 2 059 | 1 481 | 237 278 | 224 714 | 25 469 | OOVER-FOXCROFT TOWN. | 61 | 45 | 6 964 | 6 670 | 639 |
| PORTLAND | 1 021 | 739 | 145 000 | 138 076 | 17 279 | SAGAOAHOC COUNTY | 247 | 159 | 18 394 | 17 116 | 1 730 |
| SOUTH PORTLAND | 154 | 104 | 18 693 | 17 699 | 1 607 | BATH | 145 | 109 | 13 921 | 13 153 | 1 350 |
| WESTBROOK | 142 | 102 | 13 601 | 12 861 | 1 284 | REMAINDER OF COUNTY. | 102 | 50 | 4 473 | 3 963 | 380 |
| REMAINDER OF COUNTY. | 742 | 536 | 59 984 | 56 078 | 5 299 | SOMERSET COUNTY ¹ | 446 | 296 | 32 341 | 29 055 | 2 465 |
| BRUNSWICK TOWN | 187 | 143 | 24 093 | 23 097 | 2 184 | FAIRFIELD TOWN | 57 | 33 | 5 225 | 4 761 | 302 |
| FRANKLIN COUNTY ¹ | 251 | 165 | 16 802 | 15 202 | 1 324 | MAISON TOWN | 56 | 38 | 3 530 | 2 846 | 230 |
| FARMINGTON TOWN. | 74 | 50 | 7 539 | 7 169 | 733 | PITTSFIELD TOWN. | 54 | 40 | 4 413 | 4 135 | 391 |
| HANCOCK COUNTY | 530 | 348 | 36 569 | 33 483 | 2 937 | SKOWHEGAN TOWN | 114 | 88 | 11 220 | 10 934 | 1 069 |
| ELLSWORTH | 99 | 75 | 13 345 | 13 031 | 1 192 | WALDO COUNTY | 275 | 179 | 17 791 | 15 415 | 1 320 |
| REMAINDER OF COUNTY. | 431 | 273 | 23 224 | 20 452 | 1 745 | BELFAST. | 123 | 95 | 10 799 | 10 211 | 946 |
| BAR HARBOR TOWN. | 98 | 80 | 6 395 | 6 199 | 633 | REMAINDER OF COUNTY. | 152 | 84 | 6 992 | 5 204 | 374 |
| KENNEBEC COUNTY. | 1 005 | 679 | 100 803 | 94 273 | 9 388 | WASHINGTON COUNTY. | 467 | 293 | 29 751 | 26 085 | 2 118 |
| AUGUSTA | 271 | 191 | 30 855 | 29 231 | 3 112 | CALAIS | 93 | 71 | 8 446 | 8 022 | 806 |
| GARDINER | 109 | 71 | 10 154 | 9 370 | 863 | EASTPORT | 50 | 28 | 2 165 | 1 785 | 155 |
| HALLOWELL. | 45 | 27 | 4 205 | 3 819 | 302 | REMAINDER OF COUNTY. | 324 | 194 | 19 140 | 16 278 | 1 157 |
| WATERVILLE | 288 | 212 | 37 363 | 35 853 | 3 855 | YORK COUNTY. | 1 365 | 941 | 92 831 | 84 663 | 8 573 |
| REMAINDER OF COUNTY. | 292 | 178 | 18 226 | 16 000 | 1 256 | BIOEFFORO. | 293 | 221 | 26 662 | 25 280 | 2 583 |
| WINSLOW TOWN | 35 | 25 | 2 869 | 2 757 | 271 | SACO | 97 | 69 | 7 026 | 6 612 | 615 |
| KNOX COUNTY. | 370 | 262 | 33 737 | 31 521 | 3 008 | REMAINDER OF COUNTY. | 975 | 651 | 59 143 | 52 771 | 5 375 |
| ROCKLAND | 152 | 120 | 18 050 | 17 414 | 1 808 | KENNEBUNK TOWN | 72 | 62 | 7 166 | 6 998 | 726 |
| REMAINDER OF COUNTY. | 218 | 142 | 15 687 | 14 107 | 1 200 | KITTERY TOWN | 75 | 53 | 7 566 | 7 102 | 867 |
| CAMDEN TOWN. | 59 | 49 | 7 406 | 7 078 | 600 | OLO ORCHARD BEACH TOWN | 134 | 98 | 4 257 | 3 781 | 347 |
| | | | | | | SANFORD TOWN | 177 | 129 | 15 859 | 14 493 | 1 499 |

¹Standard Notes: - Represents zero. (D) Withheld to avoid disclosure. (NA) Not available. (X) Not applicable.
²There are no cities in this county. Places shown are towns.

TABLE 10. Standard Metropolitan Statistical Areas: 1958

[Data are based on 1964 SMSA definitions]

| SIC code | Kind of business | Establishments | | Sales | | Establishments | | Sales | |
|------------|---|----------------------|-----------------------|-------------------------------------|---------------------------------------|----------------|-----------------------|-------------------------------------|---------------------------------------|
| | | Total (number) | With payroll (number) | Total, all establishments (\$1,000) | Establishments with payroll (\$1,000) | Total (number) | With payroll (number) | Total, all establishments (\$1,000) | Establishments with payroll (\$1,000) |
| | | LEWISTON-AUBURN SMSA | | | | PORTLAND SMSA | | | |
| | RETAIL TRADE, TOTAL | 763 | 551 | 86 413 | 81 653 | 1 520 | 1 082 | 186 988 | (C) |
| 52 | LUMBER, BLOG MATLS, HOWE, FARM EQUIP. DEALERS | 35 | 21 | 3 100 | 2 888 | 64 | 48 | 7 400 | 7 128 |
| 53 PART* | GENERAL MERCHANDISE GROUP STORES* | 34 | 22 | 9 672 | 9 460 | 54 | 42 | 22 234 | 22 030 |
| 54 | FOOD STORES | 184 | 122 | 22 624 | 20 656 | 373 | 223 | 47 175 | 42 917 |
| 55 EX. 554 | AUTOMOTIVE DEALERS. | 48 | 40 | 15 589 | 15 375 | 65 | 49 | 29 375 | 29 115 |
| 55PT(554) | GASOLINE SERVICE STATIONS | 64 | 44 | 4 874 | 4 194 | 134 | 104 | (O) | (O) |
| 56 | APPAREL, ACCESSORY STORES | 52 | 46 | 6 630 | 6 498 | 115 | 91 | 14 684 | 14 090 |
| 57 | FURNITURE, HOME FURNISHINGS, EQUIPMENT STORES | 49 | 39 | 2 785 | 2 703 | 85 | 63 | (O) | (O) |
| 58 | EATING, DRINKING PLACES | 135 | 101 | 3 956 | 3 620 | 256 | 216 | 8 916 | 8 262 |
| 59PT(591) | DRUG STORES, PROPRIETARY STORES | 18 | 18 | 1 816 | 1 816 | 54 | 50 | 5 850 | (O) |
| 59 EX. 591 | OTHER RETAIL STORES | 103 | 83 | 13 391 | 12 731 | 237 | 167 | 31 409 | 30 011 |
| 53 PART* | NONSTORE RETAILERS* | 41 | 15 | 1 976 | 1 712 | 83 | 29 | 4 335 | (O) |

Standard Notes: - Represents zero. (D) Withheld to avoid disclosure. (NA) Not available. (X) Not applicable.
^{*}Nonstore retailers, part of SIC major group 53, are shown separately in this table.

TABLE 11. Counties with 500 Establishments or More: 1958

| SIC code | Kind of business | Establishments | | Sales | | Establishments | | Sales | |
|---------------------|---|-------------------|--------------------------|--|--|-------------------|--------------------------|--|--|
| | | Total (number) | With payroll (number) | Total, all establishments (\$1,000) | Establishments with payroll (\$1,000) | Total (number) | With payroll (number) | Total, all establishments (\$1,000) | Establishments with payroll (\$1,000) |
| ANDROSCOGGIN COUNTY | | | | | | | | | |
| ARROOSTOCK COUNTY | | | | | | | | | |
| | RETAIL TRADE, TOTAL | 964 | 662 | 97 470 | 90 582 | 1 018 | 712 | 101 463 | 94 885 |
| 52 | LUMBER, BLDG MATLS, HDWE, FARM EQUIP. DEALERS | 47 | 29 | 4 010 | 3 758 | 79 | 61 | 7 912 | 7 520 |
| 53 PART* | GENERAL MERCHANDISE GROUP STORES* | 52 | 34 | 10 643 | 10 345 | 87 | 51 | 11 919 | 11 029 |
| 54 | FOOD STORES | 242 | 146 | 26 645 | 23 663 | 252 | 124 | 26 188 | 22 900 |
| 55 EX.554 | AUTOMOTIVE DEALERS | 59 | 47 | 16 444 | 16 194 | 73 | 69 | 20 793 | 20 639 |
| 55PT(554) | GASOLINE SERVICE STATIONS | 85 | 53 | 5 831 | 4 679 | 96 | 78 | 6 971 | 6 655 |
| 56 | APPAREL, ACCESSORY STORES | 62 | 52 | 6 956 | 6 728 | 96 | 80 | 6 022 | 5 676 |
| 57 | FURNITURE, HOME FURNISHINGS, EQUIPMENT STORES | 57 | 45 | 3 133 | 2 989 | 56 | 40 | 3 292 | 3 084 |
| 58 | EATING, DRINKING PLACES | 164 | 122 | 4 525 | 4 081 | 107 | 93 | 3 138 | 2 966 |
| 59PT(591) | DRUG STORES, PROPRIETARY STORES | 22 | 22 | 2 063 | 2 063 | 27 | 27 | 2 332 | 2 332 |
| 59 EX.591 | OTHER RETAIL STORES | 128 | 96 | 15 203 | (0) | 124 | 82 | 12 081 | 11 341 |
| 53 PART* | NONSTORE RETAILERS* | 46 | 16 | 2 017 | (0) | 21 | 7 | 815 | 743 |
| CUMBERLAND COUNTY | | | | | | | | | |
| HANCOCK COUNTY | | | | | | | | | |
| | RETAIL TRADE, TOTAL | 2 059 | 1 481 | 235 104 | 222 540 | 530 | 348 | 36 569 | 33 483 |
| 52 | LUMBER, BLDG MATLS, HDWE, FARM EQUIP. DEALERS | 89 | 63 | 10 683 | 10 225 | 22 | 16 | 1 936 | 1 898 |
| 53 PART* | GENERAL MERCHANDISE GROUP STORES* | 86 | 68 | 25 738 | 25 422 | 59 | 29 | 2 727 | 1 951 |
| 54 | FOOD STORES | 495 | 311 | 59 476 | 54 252 | 126 | 84 | 11 885 | 11 021 |
| 55 EX.554 | AUTOMOTIVE DEALERS | 101 | 83 | 39 615 | 39 315 | 25 | 23 | 5 516 | (0) |
| 55PT(554) | GASOLINE SERVICE STATIONS | 214 | 170 | 14 178 | 12 760 | 53 | 31 | 2 587 | 2 051 |
| 56 | APPAREL, ACCESSORY STORES | 137 | 111 | 15 955 | 15 281 | 28 | 18 | 1 085 | 911 |
| 57 | FURNITURE, HOME FURNISHINGS, EQUIPMENT STORES | 107 | 81 | 8 187 | 7 703 | 19 | 13 | 740 | 688 |
| 58 | EATING, DRINKING PLACES | 345 | 285 | 11 434 | 10 532 | 78 | 60 | 1 667 | 1 547 |
| 59PT(591) | DRUG STORES, PROPRIETARY STORES | 62 | 58 | 6 762 | 6 644 | 13 | 11 | 892 | (0) |
| 59 EX.591 | OTHER RETAIL STORES | 325 | 215 | 37 420 | 35 390 | 92 | 62 | 7 294 | 6 960 |
| 53 PART* | NONSTORE RETAILERS* | 98 | 36 | 5 656 | 5 016 | 15 | 1 | 240 | (0) |
| KENNEBEC COUNTY | | | | | | | | | |
| PENOBSCOT COUNTY | | | | | | | | | |
| | RETAIL TRADE, TOTAL | 1 005 | 679 | 100 803 | 94 273 | 1 192 | 882 | 136 679 | 130 359 |
| 52 | LUMBER, BLDG MATLS, HDWE, FARM EQUIP. DEALERS | 51 | 37 | 7 345 | 7 169 | 63 | 55 | 6 243 | 6 185 |
| 53 PART* | GENERAL MERCHANDISE GROUP STORES* | 52 | 44 | 10 160 | 10 020 | 77 | 49 | 17 856 | 17 006 |
| 54 | FOOD STORES | 268 | 144 | 27 763 | 24 617 | 296 | 186 | 35 631 | 32 799 |
| 55 EX.554 | AUTOMOTIVE DEALERS | 71 | 53 | 15 488 | 15 234 | 87 | 63 | 24 743 | 24 289 |
| 55PT(554) | GASOLINE SERVICE STATIONS | 98 | 80 | 7 557 | 7 091 | 129 | 115 | 9 740 | 9 446 |
| 56 | APPAREL, ACCESSORY STORES | 64 | 48 | 6 911 | 6 723 | 81 | 77 | 7 852 | 7 784 |
| 57 | FURNITURE, HOME FURNISHINGS, EQUIPMENT STORES | 56 | 40 | 3 800 | 3 482 | 56 | 42 | 4 833 | 4 673 |
| 58 | EATING, DRINKING PLACES | 142 | 100 | 4 214 | 3 580 | 164 | 134 | 5 557 | 5 181 |
| 59PT(591) | DRUG STORES, PROPRIETARY STORES | 27 | 25 | 2 228 | (0) | 40 | 36 | 3 254 | 3 154 |
| 59 EX.591 | OTHER RETAIL STORES | 141 | 99 | 14 150 | 13 404 | 154 | 108 | 18 488 | 17 810 |
| 53 PART* | NONSTORE RETAILERS* | 35 | 9 | 1 187 | (0) | 45 | 17 | 2 482 | 2 032 |
| YORK COUNTY | | | | | | | | | |
| | RETAIL TRADE, TOTAL | 1 365 | 941 | 92 831 | 84 663 | | | | |
| 52 | LUMBER, BLDG MATLS, HDWE, FARM EQUIP. DEALERS | 62 | 42 | 6 987 | 6 665 | | | | |
| 53 PART* | GENERAL MERCHANDISE GROUP STORES* | 65 | 47 | 4 977 | 8 563 | | | | |
| 54 | FOOD STORES | 310 | 206 | 28 816 | 26 028 | | | | |
| 55 EX.554 | AUTOMOTIVE DEALERS | 68 | 54 | 13 562 | 13 318 | | | | |
| 55PT(554) | GASOLINE SERVICE STATIONS | 138 | 94 | 8 416 | 7 066 | | | | |
| 56 | APPAREL, ACCESSORY STORES | 98 | 74 | 4 510 | 4 090 | | | | |
| 57 | FURNITURE, HOME FURNISHINGS, EQUIPMENT STORES | 77 | 45 | 3 250 | 2 764 | | | | |
| 58 | EATING, DRINKING PLACES | 264 | 198 | 7 174 | 6 474 | | | | |
| 59PT(591) | DRUG STORES, PROPRIETARY STORES | 40 | 38 | 2 996 | (0) | | | | |
| 59 EX.591 | OTHER RETAIL STORES | 210 | 134 | 11 636 | 10 432 | | | | |
| 53 PART* | NONSTORE RETAILERS* | 33 | 9 | 507 | (0) | | | | |

Standard Notes: - Represents zero. (D) Withheld to avoid disclosure. (NA) Not available. (X) Not applicable.
 *Nonstore retailers, part of SIC major group 53, are shown separately in this table.

TABLE 12. Cities with 500 Establishments or More: 1958

| SIC code | Kind of business | Establishments | | Sales | |
|-----------|---|-------------------|--------------------------|--|--|
| | | Total (number) | With payroll (number) | Total, all establishments (\$1,000) | Establishments with payroll (\$1,000) |
| PORTLAND | | | | | |
| | RETAIL TRADE, TOTAL | 1 021 | 739 | 142 826 | 135 902 |
| 52 | LUMBER, BLDG MATLS, HOWE, FARM EQUIP. DEALERS | 32 | 28 | 5 032 | 4 982 |
| 53 PART* | GENERAL MERCHANDISE GROUP STORES* | 31 | 27 | 20 924 | 20 836 |
| 54 | FOOD STORES | 249 | 149 | 31 053 | 28 029 |
| 55 EX.554 | AUTOMOTIVE DEALERS | 46 | 38 | 24 259 | 24 111 |
| 55PT(554) | GASOLINE SERVICE STATIONS | 79 | 63 | 5 520 | 4 622 |
| 56 | APPAREL, ACCESSORY STORES | 91 | 71 | 12 451 | 11 949 |
| 57 | FURNITURE, HOME FURNISHINGS, EQUIPMENT STORES | 65 | 49 | 5 384 | 5 062 |
| 58 | EATING, DRINKING PLACES | 171 | 141 | 5 295 | 5 749 |
| 59PT(591) | DRUG STORES, PROPRIETARY STORES | 33 | 31 | 4 072 | (D) |
| 59 EX.591 | OTHER RETAIL STORES | 174 | 120 | 24 527 | 23 541 |
| 53 PART* | NONSTORE RETAILERS* | 50 | 22 | 3 309 | (O) |

Standard Notes: - Represents zero. (D) Withheld to avoid disclosure. (NA) Not available. (X) Not applicable.
 *Nonstore retailers, part of SIC major group 53, are shown separately in this table.

Maryland

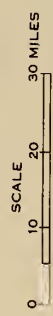
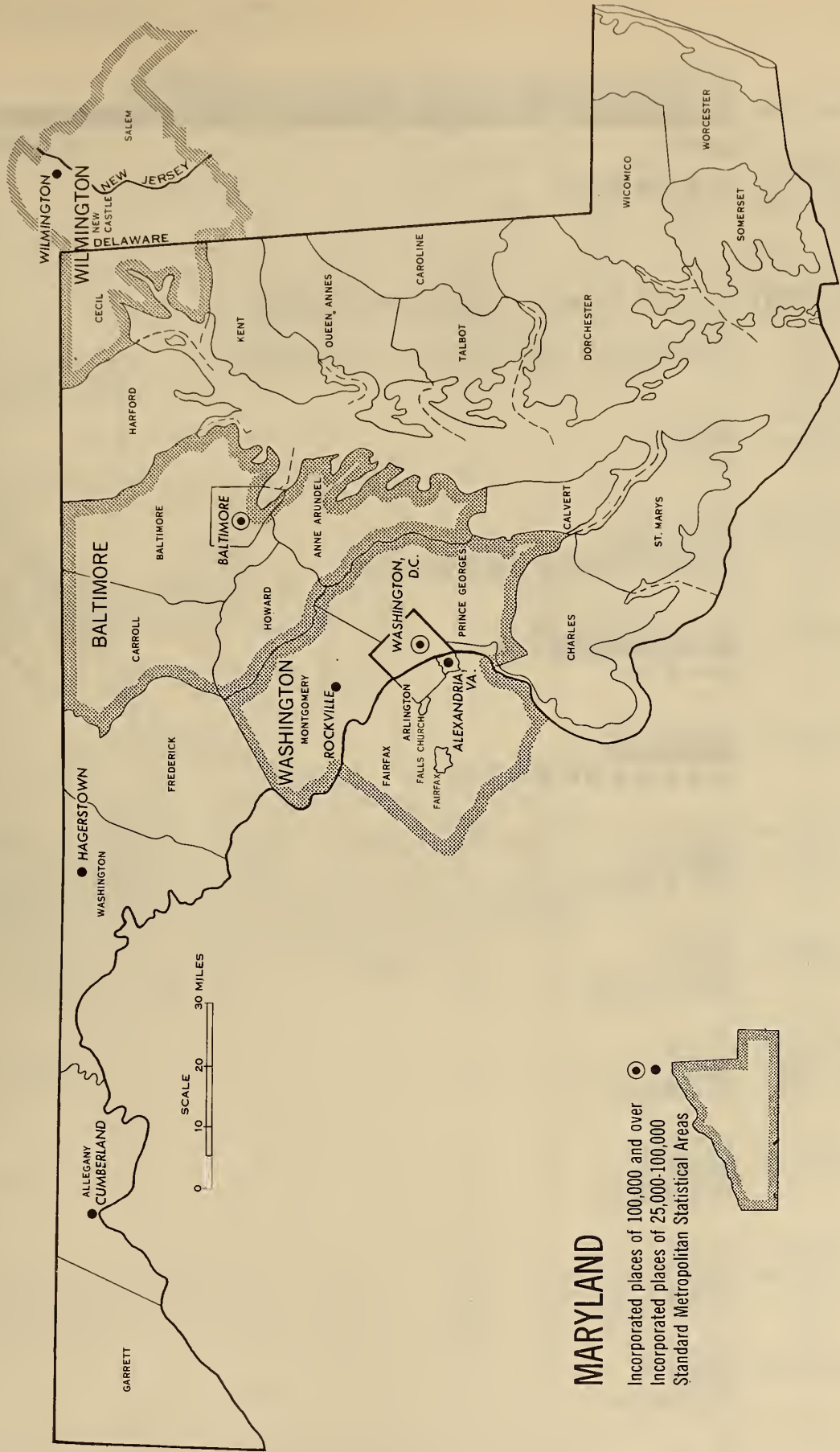
CONTENTS

[Page numbers listed here omit the State prefix, 22-, which appears as part of number for each page.]

| | page |
|---|----------|
| State Map | 3 |
| Chart on Retail Sales: 1958 and 1963 | 4 |
| TABLE 1 The State: 1963 and 1958 | 5 |
| 2 The State: 1963 | 6 |
| 3 Counties; Cities of 2,500 Inhabitants or More: 1963 | 8 |
| 4 Standard Metropolitan Statistical Areas: 1963 | 12 |
| 5 Counties With 500 Establishments or More: 1963 | 16 |
| 6 Cities With 500 Establishments or More: 1963 | 25 |
| 7 In-Plant Food Contractors: 1963 | 27 |
| 8 Commissaries, Exchanges, and Eating and Drinking Places Operated for Military Personnel by the U.S. Department of Defense: 1963 | 27 |
| 9 Counties; Cities of 2,500 Inhabitants or More: 1958 | 28 |
| 10 Standard Metropolitan Statistical Areas: 1958 | 28 |
| 11 Counties With 500 Establishments or More: 1958 | 29 |
| 12 Cities With 500 Establishments or More: 1958 | 30 |

Faint header text, possibly a title or page number.

Main body of faint text, likely a list or table of contents, with multiple lines of illegible characters.



MARYLAND


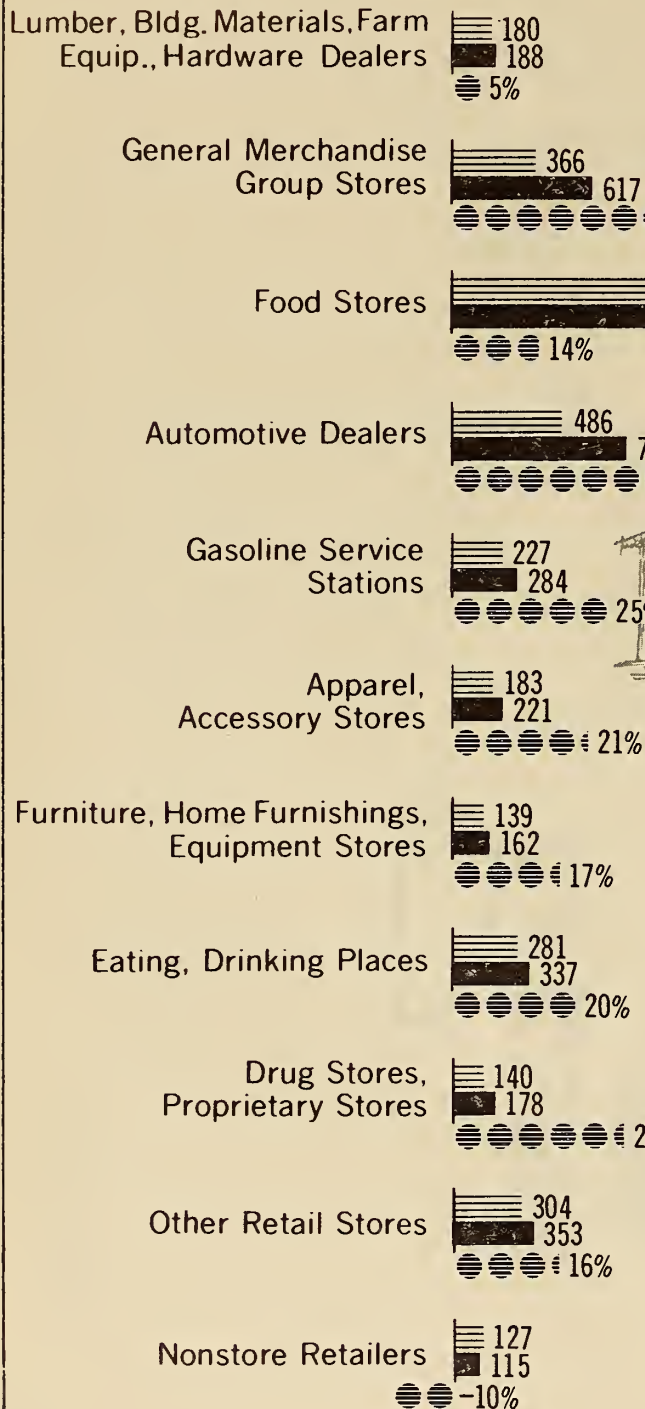
● Incorporated places of 100,000 and over
 ● Incorporated places of 25,000-100,000
 ■ Standard Metropolitan Statistical Areas

1958 \$3,326,057,000
State total
 1963 \$4,237,061,000

EACH SYMBOL = 5% CHANGE

MARYLAND Retail Trade: 1958 and 1963

SALES IN MILLIONS OF DOLLARS



1958 1963

1963 CENSUS OF BUSINESS, U. S. Department of Commerce, Bureau of the Census

TABLE 1. The State: 1963 and 1958

| SIC code | Kind of business | 1963 | | | | 1958 | | | |
|-----------|---|-------------------|-----------------------------|--|--|-------------------|-----------------------------|--|--|
| | | Establishments | | Sales | | Establishments | | Sales | |
| | | Total (number) | With payroll (number) | Total, all establish- ments (\$1,000) | Establish- ments with payroll (\$1,000) | Total (number) | With payroll (number) | Total, all establish- ments (\$1,000) | Establish- ments with payroll (\$1,000) |
| | RETAIL TRADE, TOTAL | 23 901 | 17 795 | 4 237 061 | 4 105 709 | 26 150 | 17 422 | 3 326 057 | 3 144 379 |
| | LUMBER, BUILDING MATERIALS, HARDWARE, FARM EQUIPMENT DEALERS | | | | | | | | |
| 52 | TOTAL | 962 | 772 | 187 673 | 183 515 | 1 168 | 838 | 179 571 | 172 929 |
| 521 | LUMBER AND OTHER BUILDING MATERIALS DEALERS | 274 | 236 | 108 103 | 107 235 | 335 | 265 | 109 773 | 108 539 |
| 522-524 | HEATING, PLUMBING, PAINT, ELECTRICAL STORES | 160 | 110 | 11 061 | 10 311 | 181 | 113 | 10 568 | 9 446 |
| 5251 | HARDWARE STORES | 403 | 303 | 37 242 | 34 712 | 482 | 318 | 33 957 | 30 057 |
| 5252 | FARM EQUIPMENT DEALERS | 125 | 123 | 31 267 | 31 257 | 170 | 142 | 25 273 | 24 887 |
| | GENERAL MERCHANDISE GROUP STORES* | | | | | | | | |
| 53 PART* | TOTAL | 788 | 688 | 616 812 | 614 882 | 1 006 | 604 | 365 523 | 355 681 |
| 531 | DEPARTMENT STORES | 70 | 70 | 459 861 | 459 861 | 43 | 43 | 247 872 | 247 872 |
| 533 | LIMITED PRICE VARIETY STORES | 296 | 278 | 91 153 | 90 869 | 288 | 256 | 68 989 | 68 023 |
| 539 | MISCELLANEOUS GENERAL MERCHANDISE STORES | 422 | 340 | 65 798 | 64 152 | 675 | 305 | 48 662 | 39 786 |
| | FOOD STORES | | | | | | | | |
| 54 | TOTAL | 5 104 | 3 002 | 1 020 560 | 961 238 | 6 370 | 3 194 | 894 541 | 816 169 |
| 541 | GROCERY STORES, INCLUDING DELICATESSENS | 3 591 | 2 047 | 938 555 | 889 977 | 4 225 | 2 131 | 795 420 | 736 196 |
| 542 | MEAT MARKETS, FISH (SEAFOOD) MARKETS | 303 | 189 | 21 259 | 18 659 | (1) | (1) | (1) | (1) |
| 543 | FRUIT STORES, VEGETABLE MARKETS | 170 | 80 | 6 495 | 5 023 | 358 | 98 | 10 930 | 6 752 |
| 544 | CANDY, NUT, CONFECTIONERY STORES | 455 | 197 | 11 369 | 6 485 | 546 | 186 | 13 292 | 7 528 |
| 545-549 | OTHER FOOD STORES | 585 | 489 | 42 882 | 41 094 | 740 | 464 | 38 499 | 33 393 |
| | AUTOMOTIVE DEALERS | | | | | | | | |
| 55 EX.554 | TOTAL | 1 227 | 1 017 | 761 211 | 756 179 | 1 147 | 917 | 485 635 | 480 197 |
| | GASOLINE SERVICE STATIONS | | | | | | | | |
| 55PT(554) | TOTAL | 2 677 | 2 297 | 284 212 | 272 152 | 2 707 | 2 141 | 227 158 | 211 028 |
| | APPAREL, ACCESSORY STORES | | | | | | | | |
| 56 | TOTAL | 1 506 | 1 350 | 220 994 | 217 918 | 1 639 | 1 351 | 182 843 | 177 609 |
| 561,567 | MEN'S, BOYS' APPAREL STORES, CUSTOM TAILORS | 323 | 283 | 49 207 | 48 571 | 359 | 299 | 40 289 | 38 861 |
| 562-3,568 | WOMEN'S CLOTHING, SPECIALTY STORES | 517 | 483 | 81 732 | 81 210 | 555 | 465 | 65 426 | 64 244 |
| 562 | WOMEN'S READY-TO-WEAR STORES | 361 | 347 | 69 497 | 69 201 | ** | 350 | ** | 55 549 |
| 563,568 | WOMEN'S ACCESSORY, SPECIALTY STORES, FURRIERS | 156 | 136 | 12 235 | 12 009 | ** | 115 | ** | 8 695 |
| 565 | FAMILY CLOTHING STORES | 196 | 142 | 31 492 | 30 506 | ** | 150 | ** | 29 697 |
| 566 | SHOE STORES | 385 | 363 | 48 823 | 47 999 | 361 | 317 | 36 041 | 35 311 |
| 564,569 | OTHER APPAREL, ACCESSORY STORES | 85 | 79 | 9 740 | 9 632 | 148 | 120 | 9 940 | 9 496 |
| | FURNITURE, HOME FURNISHINGS, EQUIPMENT STORES | | | | | | | | |
| 57 | TOTAL | 1 154 | 884 | 161 807 | 157 521 | 1 191 | 863 | 138 862 | 134 054 |
| 571 | FURNITURE, HOME FURNISHINGS STORES | 679 | 497 | 105 710 | 103 266 | 614 | 434 | 83 374 | 80 844 |
| 572,573 | HOUSEHOLD APPLIANCE, RADIO, TELEVISION, MUSIC STORES | 475 | 387 | 56 097 | 54 255 | 577 | 429 | 55 488 | 53 210 |
| | EATING, DRINKING PLACES | | | | | | | | |
| 58 | TOTAL | 5 115 | 4 265 | 337 089 | 324 733 | 5 478 | 4 180 | 281 137 | 259 511 |
| 5812 | EATING PLACES | 3 037 | 2 631 | 232 715 | 227 511 | 3 223 | 2 549 | 175 546 | 165 608 |
| 5813 | DRINKING PLACES (ALCOHOLIC BEVERAGES) | 2 078 | 1 634 | 104 374 | 97 222 | 2 255 | 1 631 | 105 591 | 93 903 |
| | DRUG STORES, PROPRIETARY STORES | | | | | | | | |
| 59PT(591) | TOTAL | 846 | 826 | 178 278 | 177 696 | 832 | 786 | 139 943 | 138 603 |
| 591 | DRUG STORES | 772 | 756 | 172 908 | 172 420 | 764 | 724 | 135 180 | 134 072 |
| (| PROPRIETARY STORES | 74 | 70 | 5 370 | 5 276 | 68 | 62 | 4 763 | 4 531 |
| | OTHER RETAIL STORES | | | | | | | | |
| 59 EX.591 | TOTAL | 3 231 | 2 381 | 353 378 | 336 686 | 3 284 | 2 212 | 303 618 | 284 796 |
| 592 | LIQUOR STORES | 815 | 699 | 108 604 | 102 540 | 707 | 601 | 79 158 | 74 862 |
| 593 | ANTIQUA STORES, SECONOHANO STORES | 356 | 178 | 12 948 | 11 388 | 318 | 170 | 11 010 | 9 408 |
| 594 | BOOK, STATIONERY STORES | 114 | 92 | 8 481 | 7 943 | 112 | 90 | 9 412 | 9 006 |
| 595 | SPORTING GOODS STORES, BICYCLE SHOPS | 152 | 96 | 9 570 | 8 382 | 129 | 83 | 7 600 | 6 750 |
| 596 | FARM, GARDEN SUPPLY STORES, INCLUDING FEEO STORES | 183 | 159 | 62 837 | 62 323 | 258 | 208 | 60 783 | 59 715 |
| 597 | JEWELRY STORES | 262 | 196 | 26 986 | 25 784 | 309 | 217 | 25 541 | 24 075 |
| 598 | FUEL, ICE DEALERS | 327 | 245 | 66 121 | 64 785 | 366 | 234 | 65 066 | 62 670 |
| 599 | OTHER STORES | 1 022 | 716 | 57 831 | 53 541 | 1 085 | 609 | 45 048 | 38 310 |
| | NONSTORE RETAILERS* | | | | | | | | |
| 53 PART* | TOTAL | 1 291 | 313 | 115 047 | 103 189 | 1 328 | 336 | 127 226 | 113 802 |

Standard Notes: - Represents zero. (D) Withheld to avoid disclosure. (NA) Not available. (X) Not applicable.

*Nonstore retailers, part of SIC major group 53, are shown separately in this table.

**Data not provided because establishments with no payroll are classified only at the next broader kind-of-business level.

¹Comparable data not available because of change in kind-of-business definition.

TABLE 2. The State: 1963

| SIC code | Kind of business | Establishments | | Sales | | Payroll, entire year (\$1,000) | Payroll, workweek ended nearest Nov. 15 (dollars) | Paid employees, workweek ended nearest Nov. 15 (number) | Active proprietors of unincorporated businesses (number) |
|-----------|--|----------------|--------------|---------------------------|-----------------------------|--------------------------------|---|---|--|
| | | Total | With payroll | Total, all establishments | Establishments with payroll | | | | |
| | | (number) | (number) | (\$1,000) | (\$1,000) | | | | |
| | RETAIL TRADE, TOTAL | 23 901 | 17 795 | 4 237 061 | 4 105 709 | 503 698 | 9 835 997 | 157 289 | 19 939 |
| | LUMBER, BUILDING MATERIALS, HARDWARE, FARM EQUIPMENT DEALERS | | | | | | | | |
| 52 | TOTAL | 962 | 772 | 187 673 | 183 515 | 23 570 | 437 997 | 5 535 | 686 |
| 521 | (LUMBER YARDS | 142 | 136 | 76 132 | 76 008 | 9 657 | 170 630 | 2 034 | 48 |
| 522 | (BUILDING MATERIALS DEALERS | 132 | 100 | 31 971 | 31 227 | 3 972 | 78 525 | 893 | 79 |
| 522 | (HEATING, PLUMBING EQUIPMENT DEALERS | 26 | 18 | 2 937 | 2 857 | 577 | 10 673 | 117 | 22 |
| 523 | (PAINT, GLASS, WALLPAPER STORES | 124 | 86 | 7 124 | 6 496 | 1 117 | 21 631 | 250 | 70 |
| 524 | (ELECTRICAL SUPPLY STORES | 10 | 6 | 1 000 | 958 | 220 | 3 566 | 27 | 7 |
| 5251 | (HARDWARE STORES | 403 | 303 | 37 242 | 34 712 | 4 761 | 92 787 | 1 447 | 359 |
| 5252 | (FARM EQUIPMENT DEALERS | 125 | 123 | 31 267 | 31 257 | 3 266 | 60 185 | 767 | 101 |
| | GENERAL MERCHANDISE GROUP STORES* | | | | | | | | |
| 53 PART* | TOTAL | 788 | 688 | 616 812 | 614 882 | 87 067 | 1 741 126 | 32 865 | 485 |
| 531 | (DEPARTMENT STORES | 70 | 70 | 459 861 | 459 861 | 65 089 | 1 309 946 | 23 668 | 3 |
| 533 | (LIMITED PRICE VARIETY STORES | 296 | 278 | 91 153 | 90 869 | 14 316 | 268 502 | 6 627 | 157 |
| 539 | (GENERAL MERCHANDISE STORES | 351 | 289 | 61 107 | 59 737 | 7 131 | 150 739 | 2 340 | 271 |
| | (DRY GOODS STORES | 48 | 38 | 3 823 | 3 637 | 430 | 9 969 | 187 | 32 |
| | (SEWING, NEEDLEWORK STORES | 23 | 13 | 868 | 778 | 101 | 1 970 | 43 | 22 |
| | FOOD STORES | | | | | | | | |
| 54 | TOTAL | 5 104 | 3 002 | 1 020 560 | 961 238 | 80 105 | 1 566 749 | 23 460 | 4 539 |
| 541 | (GROCERY STORES, INCLUDING OELICATESSENS | 3 591 | 2 047 | 938 555 | 889 977 | 70 656 | 1 383 896 | 19 628 | 3 252 |
| 542 | (MEAT MARKETS | 200 | 142 | 16 757 | 14 787 | 1 399 | 26 216 | 435 | 219 |
| | (FISH (SEAFOOD) MARKETS | 103 | 47 | 4 502 | 3 872 | 397 | 7 418 | 157 | 113 |
| 543 | (FRUIT STORES, VEGETABLE MARKETS | 170 | 80 | 6 495 | 5 023 | 356 | 6 825 | 169 | 181 |
| 544 | (CANDY, NUT, CONFECTIONERY STORES | 455 | 197 | 11 369 | 6 485 | 858 | 18 040 | 509 | 372 |
| 545 | (DAIRY PRODUCTS STORES | 181 | 165 | 19 075 | 18 741 | 1 868 | 35 342 | 746 | 51 |
| 546 | (RETAIL BAKERIES | 297 | 259 | 17 775 | 17 261 | 4 012 | 78 427 | 1 574 | 253 |
| 5462 | (RETAIL BAKERIES, MANUFACTURING | 190 | 172 | 12 020 | 11 744 | 3 200 | 62 307 | 1 235 | 201 |
| 5463 | (RETAIL BAKERIES, NONMANUFACTURING | 107 | 87 | 5 755 | 5 517 | 812 | 16 120 | 339 | 52 |
| 549 | (EGG AND POULTRY DEALERS | 87 | 49 | 4 985 | 4 089 | 338 | 6 416 | 166 | 85 |
| | (OTHER | 20 | 16 | 1 047 | 1 003 | 221 | 4 169 | 76 | 13 |
| | AUTOMOTIVE DEALERS | | | | | | | | |
| 55 EX.554 | TOTAL | 1 227 | 1 017 | 761 211 | 756 179 | 72 788 | 1 371 286 | 13 480 | 792 |
| 551 | (PASSENGER CAR DEALERS, FRANCHISED | 386 | 386 | 634 402 | 634 402 | 59 530 | 1 113 506 | 10 440 | 144 |
| | (DOMESTIC CAR DEALERS | 311 | 311 | 517 705 | 517 705 | 48 299 | 893 733 | 8 503 | 121 |
| | (IMPORTED CAR DEALERS | 28 | 28 | 20 390 | 20 390 | 2 662 | 52 615 | 477 | 8 |
| 552 | (DOMESTIC AND IMPORTED CAR DEALERS | 47 | 47 | 96 307 | 96 307 | 8 569 | 167 158 | 1 460 | 15 |
| 553 | (PASSENGER CAR DEALERS, NONFRANCHISED | 397 | 255 | 53 585 | 50 027 | 4 014 | 83 602 | 889 | 358 |
| | (TIRE, BATTERY, ACCESSORY DEALERS | 234 | 202 | 36 249 | 35 757 | 5 561 | 108 066 | 1 261 | 157 |
| | (HOME AND AUTO SUPPLY STORES | 65 | 65 | 11 662 | 11 662 | 1 494 | 30 007 | 469 | 25 |
| 559 | (MISCELLANEOUS AIRCRAFT, MARINE, AUTOMOTIVE DEALERS | 145 | 109 | 25 313 | 24 331 | 2 189 | 36 105 | 421 | 108 |
| | (AIRCRAFT, BOAT, MOTORCYCLE DEALERS | 87 | 61 | 13 638 | 13 202 | 1 412 | 22 530 | 257 | 70 |
| | (HOUSEHOLD TRAILER DEALERS | 49 | 41 | 10 635 | 10 157 | 682 | 11 955 | 146 | 30 |
| | (OTHER AUTOMOTIVE DEALERS | 9 | 7 | 1 040 | 972 | 95 | 1 620 | 18 | 8 |
| | GASOLINE SERVICE STATIONS | | | | | | | | |
| 55PT(554) | TOTAL | 2 677 | 2 297 | 284 212 | 272 152 | 26 222 | 526 278 | 8 874 | 2 774 |
| | APPAREL, ACCESSORY STORES | | | | | | | | |
| 56 | TOTAL | 1 506 | 1 350 | 220 994 | 217 918 | 31 300 | 584 100 | 10 257 | 914 |
| 561,567 | (MEN'S, BOYS' APPAREL STORES, CUSTOM TAILORS | 323 | 283 | 49 207 | 48 571 | 7 459 | 140 960 | 1 975 | 230 |
| 561 | (MEN'S, BOYS' CLOTHING AND FURNISHINGS STORES | 285 | 269 | 48 333 | 47 935 | 7 329 | 137 446 | 1 937 | 192 |
| 567 | (CUSTOM TAILORS | 38 | 14 | 874 | 636 | 130 | 3 514 | 38 | 38 |
| 562-3,568 | (WOMEN'S CLOTHING, SPECIALTY STORES | 517 | 483 | 81 732 | 81 210 | 11 801 | 218 297 | 4 259 | 285 |
| 562 | (WOMEN'S READY-TO-WEAR STORES | 361 | 347 | 69 497 | 69 201 | 10 083 | 187 308 | 3 630 | 190 |
| 563,568 | (WOMEN'S ACCESSORY, SPECIALTY STORES, FURRIERS | 156 | 136 | 12 235 | 12 009 | 1 718 | 30 989 | 629 | 95 |
| 563 | (MILLINERY STORES | 37 | 35 | 1 473 | 1 459 | 238 | 4 224 | 110 | 17 |
| | (CORSET, LINGERIE STORES | 15 | 11 | 820 | 784 | 123 | 2 183 | 43 | 10 |
| | (HOSIERY STORES | 7 | 5 | 339 | (D) | (D) | (D) | (D) | (D) |
| | (APPAREL, ACCESSORY, OTHER SPECIALTY STORES | 71 | 67 | 7 178 | (D) | (D) | (D) | (D) | (D) |
| 568 | (FURRIERS, FUR SHOPS | 26 | 18 | 2 425 | 2 305 | 430 | 7 791 | 90 | 15 |
| 565 | (FAMILY CLOTHING STORES | 196 | 142 | 31 492 | 30 506 | 4 148 | 78 403 | 1 542 | 147 |
| 566 | (SHOE STORES | 385 | 363 | 48 823 | 47 999 | 6 975 | 128 614 | 2 056 | 169 |
| | (MEN'S SHOE STORES | 32 | 32 | 3 029 | 3 029 | 620 | 12 011 | 153 | 3 |
| | (WOMEN'S SHOE STORES | 72 | 72 | 11 143 | 11 143 | 1 810 | 34 462 | 518 | 27 |
| | (CHILDREN'S, JUVENILES' SHOE STORES | 21 | 21 | 1 937 | 1 937 | 322 | 6 640 | 78 | 9 |
| | (FAMILY SHOE STORES | 260 | 238 | 32 714 | 31 890 | 4 223 | 75 501 | 1 307 | 130 |
| 564 | (CHILDREN'S, INFANTS' WEAR STORES | 76 | 74 | 9 284 | 9 228 | 873 | 17 108 | 401 | 74 |
| 569 | (MISCELLANEOUS APPAREL, ACCESSORY STORES | 9 | 5 | 456 | 404 | 44 | 718 | 24 | 9 |

Standard Notes: - Represents zero. (D) Withheld to avoid disclosure. (NA) Not available. (X) Not applicable.
 *Nonstore retailers, part of SIC major group 53, are shown separately in this table.

TABLE 2. The State: 1963-Continued

| SIC code | Kind of business | Establishments | | Sales | | Payroll, entire year (\$1,000) | Payroll, workweek ended nearest Nov. 15 (dollars) | Paid employees, workweek ended nearest Nov. 15 (number) | Active proprietors of unincorporated businesses (number) |
|---|---|----------------|-----------------------|-------------------------------------|---------------------------------------|--------------------------------|---|---|--|
| | | Total (number) | With payroll (number) | Total, all establishments (\$1,000) | Establishments with payroll (\$1,000) | | | | |
| FURNITURE, HOME FURNISHINGS, EQUIPMENT STORES | | | | | | | | | |
| S7 | TOTAL | 1 154 | 884 | 161 807 | 157 521 | 24 786 | 488 594 | 5 630 | 767 |
| 571 | FURNITURE, HOME FURNISHINGS STORES | 679 | 497 | 105 710 | 103 266 | 17 162 | 344 931 | 3 894 | 455 |
| 5712 | FURNITURE STORES | 443 | 321 | 82 276 | 80 644 | 13 392 | 267 676 | 2 966 | 278 |
| 5713 | FLOOR COVERING STORES | 86 | 78 | 13 947 | 13 701 | 2 242 | 48 059 | 456 | 45 |
| 5714 | ORAPERY, CURTAIN, UPHOLSTERY STORES | 69 | 53 | 4 381 | 4 123 | 786 | 15 394 | 233 | 55 |
| 5715 | CHINA, GLASSWARE, METALWARE STORES | 33 | 11 | 1 698 | 1 504 | 227 | 3 884 | 71 | 31 |
| 5719 | MISCELLANEOUS HOME FURNISHINGS STORES | 48 | 34 | 3 408 | 3 294 | 515 | 9 918 | 168 | 46 |
| 572 | HOUSEHOLD APPLIANCE STORES | 233 | 191 | 36 528 | 35 796 | 4 785 | 90 688 | 1 015 | 131 |
| 5732 | RAADIO, TELEVISION STORES | 122 | 110 | 10 094 | 9 402 | 1 475 | 27 653 | 344 | 96 |
| 5733 | MUSIC STORES | 120 | 86 | 9 475 | 9 057 | 1 364 | 25 322 | 377 | 85 |
| | RECORD SHOPS | 43 | 33 | 2 695 | 2 577 | 329 | 6 062 | 106 | 28 |
| | MUSICAL INSTRUMENT STORES | 77 | 53 | 6 780 | 6 480 | 1 035 | 19 260 | 271 | 57 |
| EATING, DRINKING PLACES | | | | | | | | | |
| 58 | TOTAL | 5 115 | 4 265 | 337 089 | 324 733 | 70 579 | 1 384 944 | 31 074 | 4 452 |
| 5812 | EATING PLACES | 3 037 | 2 631 | 232 715 | 227 511 | 55 365 | 1 081 351 | 24 675 | 2 545 |
| | RESTAURANTS, LUNCHROOMS | 2 021 | 1 777 | 160 075 | 156 379 | 37 752 | 744 307 | 17 328 | 1 788 |
| | CAFETERIAS | 144 | 138 | 17 294 | 17 222 | 6 142 | 104 584 | 1 950 | 45 |
| | REFRESHMENT PLACES | 767 | 623 | 44 060 | 42 696 | 8 529 | 167 494 | 4 216 | 636 |
| | CATERERS | 105 | 93 | 11 286 | 11 214 | 2 942 | 64 966 | 1 181 | 76 |
| 5813 | DRINKING PLACES (ALCOHOLIC BEVERAGES) | 2 078 | 1 634 | 104 374 | 97 222 | 15 214 | 303 593 | 6 399 | 1 907 |
| DRUG STORES, PROPRIETARY STORES | | | | | | | | | |
| 59PT(591) | TOTAL | 846 | 826 | 178 278 | 177 696 | 26 164 | 499 056 | 9 281 | 573 |
| 591 | DRUG STORES | 772 | 756 | 172 908 | 172 420 | 25 548 | 485 255 | 8 971 | 504 |
| | PROPRIETARY STORES | 74 | 70 | 5 370 | 5 276 | 616 | 13 801 | 310 | 69 |
| OTHER RETAIL STORES | | | | | | | | | |
| 59 EX.591 | TOTAL | 3 231 | 2 381 | 353 378 | 336 686 | 39 510 | 766 300 | 11 354 | 2 764 |
| 592 | LIQUOR STORES | 815 | 699 | 108 604 | 102 540 | 8 103 | 155 773 | 2 791 | 683 |
| 593 | ANTIQUA STORES, SECONOHANO STORES | 356 | 178 | 12 948 | 11 388 | 2 094 | 41 543 | 660 | 350 |
| 5932 | ANTIQUA STORES | 126 | 18 | 1 629 | 655 | 76 | 1 298 | 30 | 139 |
| 5933 | SECONOHANO STORES | 230 | 160 | 11 319 | 10 733 | 2 018 | 40 245 | 630 | 211 |
| 594 | BOOK, STATIONERY STORES | 114 | 92 | 8 481 | 7 943 | 1 104 | 22 059 | 447 | 101 |
| 5942 | BOOK STORES | 49 | 37 | 3 143 | 3 143 | 433 | 8 771 | 163 | 34 |
| 5943 | STATIONERY STORES | 65 | 55 | 5 130 | 4 800 | 671 | 13 288 | 284 | 67 |
| 595 | SPORTING GOODS STORES, BICYCLE SHOPS | 152 | 96 | 9 570 | 8 382 | 1 005 | 19 569 | 291 | 143 |
| 5952 | SPORTING GOODS STORES | 134 | 88 | 8 999 | 7 903 | 932 | 17 982 | 266 | 125 |
| 5953 | BICYCLE SHOPS | 18 | 8 | 571 | 479 | 73 | 1 587 | 25 | 18 |
| 5962 | HAY, GRAIN, FEED STORES | 125 | 105 | 48 357 | 47 983 | 3 444 | 61 362 | 833 | 93 |
| 5969 | OTHER FARM SUPPLY STORES | 38 | 34 | 11 322 | 11 182 | 683 | 14 329 | 173 | 27 |
| | GARDEN SUPPLY STORES | 20 | 20 | 3 158 | 3 158 | 471 | 8 573 | 95 | 17 |
| 597 | JEWELRY STORES | 262 | 196 | 26 986 | 25 784 | 4 396 | 83 582 | 1 165 | 199 |
| 598 | FUEL, ICE DEALERS | 327 | 245 | 66 121 | 64 785 | 9 014 | 179 653 | 2 124 | 220 |
| 5982 | COAL AND WOOD DEALERS | 49 | 39 | 5 689 | 5 625 | 878 | 17 498 | 244 | 41 |
| | ICE DEALERS | 50 | 20 | 1 290 | 874 | 121 | 2 683 | 45 | 49 |
| 5983 | FUEL OIL DEALERS | 170 | 132 | 45 234 | 44 494 | 5 408 | 107 221 | 1 271 | 113 |
| 5984 | BOTTLE GAS DEALERS | 58 | 54 | 13 908 | 13 792 | 2 607 | 52 251 | 564 | 17 |
| 5992 | FLORISTS | 239 | 163 | 11 521 | 10 683 | 2 313 | 43 065 | 752 | 250 |
| 5993 | CIGAR STORES, STANOS | 27 | 17 | 2 223 | 2 023 | 220 | 3 958 | 70 | 18 |
| 5994 | NEWS DEALERS, NEWSSTANOS | 78 | 44 | 3 352 | 2 754 | 218 | 4 266 | 150 | 78 |
| 5996 | CAMERA, PHOTOGRAPHIC SUPPLY STORES | 37 | 31 | 5 678 | 5 402 | 642 | 11 964 | 166 | 22 |
| 5997 | GIFT, NOVELTY, SOUVENIR SHOPS | 157 | 103 | 5 583 | 5 055 | 623 | 12 454 | 277 | 163 |
| 5998 | OPTICAL GOODS STORES | 178 | 162 | 9 523 | 9 247 | 2 766 | 50 505 | 508 | 139 |
| 5999 | TYPEWRITER STORES | 15 | 11 | 1 034 | 918 | 171 | 2 981 | 43 | 11 |
| | LUGGAGE, LEATHER GOODS STORES | 9 | 9 | 1 200 | 1 200 | 212 | 3 907 | 75 | 10 |
| | HOBBY, TOY, GAME SHOPS | 56 | 44 | 9 522 | 9 300 | 828 | 22 965 | 333 | 40 |
| | RELIGIOUS GOODS STORES | 21 | 15 | 832 | 794 | 95 | 1 770 | 33 | 22 |
| | PET SHOPS | 22 | 12 | 666 | 546 | 95 | 2 210 | 44 | 21 |
| | OTHER | 183 | 105 | 6 697 | 5 619 | 1 013 | 19 812 | 304 | 157 |
| NONSTORE RETAILERS* | | | | | | | | | |
| 53 PART* | TOTAL | 1 291 | 313 | 115 047 | 103 189 | 21 607 | 469 567 | 5 479 | 1 193 |
| 532 | MAIL-ORDER HOUSES | 49 | 29 | 28 315 | (0) | (0) | (0) | (0) | (0) |
| 534 | MERCHANDISE VENDING MACHINE OPERATORS | 196 | 74 | 32 207 | (0) | (0) | (0) | (0) | (0) |
| 535 | DIRECT SELLING (HOUSE-TO-HOUSE) ORGANIZATIONS | 1 046 | 210 | 54 525 | 44 807 | 9 986 | 198 154 | 1 993 | 994 |

Standard Notes: - Represents zero. (D) Withheld to avoid disclosure. (NA) Not available. (X) Not applicable.
 *Nonstore retailers, part of SIC major group 53, are shown separately in this table.

TABLE 3. Counties; Cities of 2,500

| Line number | County and city | Total | | | | | | | Kind-of-business group | | | | |
|-------------|---|----------------|--------------|---------------------------|-----------------------------|----------------------|---|--|---|--|-----------|-----------------------------------|---------|
| | | Establishments | | Sales | | Payroll, entire year | Payroll, workweek ended nearest Nov. 15 | Paid employees, workweek ended nearest Nov. 15 | Active proprietors of unincorporated businesses | Lumber, building matls., hardware, farm equip. dealers | | General merchandise group stores* | |
| | | Total | With payroll | Total, all establishments | Establishments with payroll | | | | | Estab-lish-ments | Sales | Estab-lish-ments | Sales |
| (number) | (number) | (\$1,000) | (\$1,000) | (\$1,000) | (dollars) | (number) | (number) | (number) | (\$1,000) | (number) | (\$1,000) | | |
| 1 | MARYLAND, TOTAL | 23 901 | 17 795 | 4 237 061 | 4 105 709 | 503 698 | 9 835 997 | 157 289 | 19 939 | 962 | 187 673 | 788 | 616 812 |
| 2 | ALLEGANY COUNTY | 869 | 639 | 114 241 | 109 671 | 12 537 | 249 849 | 4 132 | 808 | 35 | 5 794 | 34 | 17 371 |
| 3 | CUMBERLAND | 439 | 353 | 71 634 | 69 776 | 8 191 | 163 426 | 2 633 | 390 | 24 | 4 810 | 15 | 10 378 |
| 4 | FROSTBURG | 117 | 75 | 10 298 | 9 556 | 1 103 | 20 241 | 373 | 116 | 4 | 81 | 3 | 974 |
| 5 | WESTERNPORT | 29 | 23 | 4 034 | 3 826 | 373 | 7 232 | 111 | 27 | 1 | (0) | - | - |
| 6 | REMAINDER OF COUNTY | 284 | 188 | 28 275 | 26 513 | 2 870 | 58 950 | 1 015 | 275 | 6 | (0) | 16 | 6 019 |
| 7 | ANNE ARUNDEL COUNTY | 1 398 | 1 086 | 267 644 | 259 974 | 32 096 | 621 644 | 10 001 | 1 114 | 57 | 10 549 | 50 | 50 523 |
| 8 | ANNAPOLIS | 318 | 270 | 69 129 | 67 823 | 8 232 | 158 999 | 2 515 | 260 | 11 | 2 671 | 12 | 9 569 |
| 9 | REMAINDER OF COUNTY | 1 080 | 816 | 198 515 | 192 151 | 23 864 | 462 645 | 7 486 | 854 | 46 | 7 878 | 38 | 40 954 |
| 10 | BALTIMORE | 8 661 | 6 291 | 1 316 945 | 1 268 191 | 176 280 | 3 469 749 | 57 193 | 7 485 | 226 | 27 180 | 220 | 219 548 |
| 11 | BALTIMORE COUNTY | 2 800 | 2 218 | 577 992 | 565 150 | 67 566 | 1 318 368 | 22 562 | 2 191 | 117 | 20 774 | 96 | 94 230 |
| 12 | CALVERT COUNTY | 136 | 102 | 14 425 | 13 449 | 1 392 | 26 565 | 470 | 134 | 9 | 1 281 | 10 | 994 |
| 13 | CAROLINE COUNTY | 243 | 141 | 19 822 | 17 692 | 1 736 | 34 014 | 576 | 232 | 18 | 2 335 | 8 | 839 |
| 14 | CARROLL COUNTY | 588 | 348 | 64 482 | 59 640 | 6 317 | 121 213 | 1 989 | 519 | 39 | 6 410 | 18 | 2 811 |
| 15 | WESTMINSTER | 148 | 120 | 27 076 | 26 270 | 2 948 | 53 500 | 929 | 110 | 14 | 2 693 | 3 | 1 427 |
| 16 | REMAINDER OF COUNTY | 440 | 228 | 37 406 | 33 370 | 3 369 | 67 713 | 1 060 | 409 | 25 | 3 717 | 15 | 1 384 |
| 17 | CECIL COUNTY | 399 | 299 | 44 622 | 42 678 | 4 238 | 79 481 | 1 390 | 389 | 27 | 4 666 | 12 | 2 650 |
| 18 | ELKTON | 117 | 95 | 21 107 | 20 515 | 1 977 | 36 856 | 627 | 114 | 5 | (0) | 4 | 1 890 |
| 19 | REMAINDER OF COUNTY | 282 | 204 | 23 515 | 22 163 | 2 261 | 42 625 | 763 | 275 | 22 | (0) | 8 | 760 |
| 20 | CHARLES COUNTY | 320 | 264 | 46 859 | 45 435 | 5 571 | 110 814 | 1 887 | 290 | 16 | 4 364 | 12 | 1 861 |
| 21 | CHESHIRE COUNTY | 268 | 172 | 30 501 | 27 715 | 3 087 | 55 496 | 908 | 243 | 17 | 3 326 | 10 | 3 818 |
| 22 | CAMBRIDGE | 163 | 123 | 23 936 | 22 322 | 2 622 | 46 892 | 746 | 139 | 9 | 2 052 | 8 | (0) |
| 23 | REMAINDER OF COUNTY | 105 | 49 | 6 565 | 5 393 | 465 | 8 604 | 162 | 104 | 8 | 1 274 | 2 | (0) |
| 24 | FREDERICK COUNTY | 673 | 515 | 92 751 | 88 523 | 9 911 | 188 884 | 3 169 | 597 | 33 | 10 737 | 35 | 8 181 |
| 25 | BRUNSWICK | 45 | 37 | 4 805 | 4 771 | 547 | 10 179 | 186 | 38 | 4 | 342 | 1 | (0) |
| 26 | FREDERICK | 358 | 306 | 61 960 | 60 692 | 7 346 | 140 906 | 2 294 | 293 | 17 | 4 717 | 14 | 7 016 |
| 27 | REMAINDER OF COUNTY | 270 | 172 | 25 986 | 23 060 | 2 018 | 37 799 | 689 | 266 | 12 | 5 678 | 20 | (0) |
| 28 | GARRETT COUNTY | 209 | 125 | 20 736 | 19 232 | 1 987 | 38 303 | 672 | 195 | 5 | 1 295 | 10 | 603 |
| 29 | HARFORD COUNTY | 591 | 423 | 87 510 | 83 754 | 8 945 | 169 726 | 2 669 | 562 | 34 | 7 020 | 19 | 3 483 |
| 30 | ABERDEEN | 89 | 81 | 20 145 | 19 743 | 2 145 | 40 561 | 622 | 76 | 3 | 1 298 | 4 | 451 |
| 31 | BEL AIR | 108 | 96 | 30 602 | 30 190 | 3 212 | 58 012 | 819 | 91 | 12 | 2 358 | 4 | 1 540 |
| 32 | HAVRE DE GRACE | 107 | 85 | 12 872 | 12 632 | 1 320 | 25 075 | 475 | 104 | 3 | 197 | 4 | 442 |
| 33 | REMAINDER OF COUNTY | 287 | 161 | 23 891 | 21 189 | 2 268 | 46 078 | 753 | 291 | 16 | 3 167 | 7 | 1 050 |
| 34 | HOWARD COUNTY | 272 | 190 | 38 584 | 36 530 | 4 005 | 81 148 | 1 208 | 228 | 7 | 1 437 | 10 | 1 303 |
| 35 | KENT COUNTY | 202 | 140 | 22 521 | 21 101 | 2 060 | 41 598 | 648 | 173 | 13 | 2 572 | 9 | 1 215 |
| 36 | CHESTERTOWN | 96 | 76 | 14 831 | 14 463 | 1 421 | 28 569 | 421 | 70 | 7 | 1 741 | 5 | 889 |
| 37 | REMAINDER OF COUNTY | 106 | 64 | 7 690 | 6 638 | 639 | 13 029 | 227 | 103 | 6 | 831 | 4 | 326 |
| 38 | MONTGOMERY COUNTY | 1 631 | 1 343 | 583 464 | 578 810 | 67 610 | 1 311 228 | 17 880 | 1 050 | 83 | 30 399 | 57 | 93 659 |
| 39 | GAITHERSBURG | 46 | 40 | 10 028 | 9 936 | 928 | 19 537 | 284 | 36 | 5 | 1 660 | 2 | (0) |
| 40 | ROCKVILLE | 186 | 156 | 74 747 | 74 057 | 8 194 | 158 514 | 2 277 | 104 | 9 | 6 114 | 9 | 5 416 |
| 41 | TAKOMA PARK (PART) ¹ | 38 | 24 | 5 369 | 5 213 | 553 | 10 306 | 148 | 35 | - | - | - | - |
| 42 | REMAINDER OF COUNTY | 1 361 | 1 123 | 493 320 | 489 604 | 57 935 | 1 122 871 | 15 171 | 875 | 69 | 22 625 | 46 | (0) |
| 43 | PRINCE GEORGES COUNTY | 1 805 | 1 541 | 512 221 | 506 661 | 58 694 | 1 167 130 | 17 545 | 1 200 | 85 | 17 573 | 65 | 77 411 |
| 44 | BLADENSBURG | 53 | 49 | 13 475 | 13 445 | 1 565 | 29 239 | 428 | 30 | 5 | 1 208 | 2 | (0) |
| 45 | BRENTWOOD | 25 | 19 | 8 031 | 7 785 | 1 107 | 21 438 | 220 | 13 | - | - | - | - |
| 46 | CAPITOL HEIGHTS | 28 | 14 | 2 553 | 2 097 | 260 | 4 640 | 68 | 29 | 1 | (0) | 2 | (0) |
| 47 | CARROLLTON | 2 | 2 | (0) | (0) | (0) | (0) | (0) | (0) | - | - | - | - |
| 48 | CHEVERLY | 14 | 6 | 497 | 469 | 102 | 1 619 | 36 | 11 | - | - | - | - |
| 49 | COLLEGE PARK | 82 | 78 | 24 418 | 24 224 | 2 927 | 63 729 | 812 | 57 | 4 | 394 | 2 | (0) |
| 50 | DISTRICT HEIGHTS | 9 | 7 | 620 | 614 | 67 | 1 664 | 38 | 8 | - | - | - | - |
| 51 | FOREST HEIGHTS | 6 | 6 | 1 093 | 1 093 | 175 | 3 362 | 53 | 3 | - | - | - | - |
| 52 | GREENBELT | 14 | 12 | 6 083 | 6 045 | 539 | 11 697 | 198 | 8 | - | - | 1 | (0) |
| 53 | HYATTSVILLE | 94 | 76 | 50 394 | 50 050 | 5 416 | 103 433 | 1 010 | 60 | 4 | 570 | - | - |
| 54 | LAUREL | 122 | 104 | 31 959 | 31 715 | 3 673 | 70 416 | 1 001 | 86 | 5 | 1 238 | 5 | 1 638 |
| 55 | MT RAINIER | 22 | 16 | 2 594 | 2 542 | 282 | 5 298 | 84 | 13 | 1 | (0) | 2 | (0) |
| 56 | RIVEROALE | 52 | 44 | 12 168 | 12 082 | 1 297 | 24 942 | 379 | 34 | 4 | 301 | - | - |
| 57 | SEAT PLEASANT | 28 | 24 | 11 087 | 11 043 | 1 108 | 20 345 | 305 | 20 | 1 | (0) | 1 | (0) |
| 58 | TAKOMA PARK (PART) ¹ | 14 | 14 | 8 403 | 8 397 | 854 | 16 135 | 228 | 4 | 1 | (0) | 1 | - |
| 59 | UNIVERSITY PARK | 1 | 1 | (0) | (0) | (0) | (0) | (0) | (0) | - | - | - | - |
| 60 | REMAINDER OF COUNTY | 1 239 | 1 069 | 336 990 | 333 204 | 39 150 | 785 666 | 12 642 | 821 | 59 | 12 308 | 50 | 74 215 |
| 61 | QUEEN ANNES COUNTY | 170 | 104 | 15 199 | 13 627 | 1 331 | 24 482 | 431 | 160 | 11 | 2 788 | 11 | 943 |
| 62 | ST MARYS COUNTY | 335 | 227 | 37 956 | 35 720 | 3 788 | 74 424 | 1 171 | 288 | 15 | 2 919 | 23 | 3 293 |
| 63 | SOMERSET COUNTY | 256 | 142 | 19 862 | 17 146 | 1 322 | 25 251 | 479 | 268 | 10 | 929 | 7 | 856 |
| 64 | CRISFIELD | 98 | 60 | 6 082 | 5 350 | 505 | 9 669 | 197 | 108 | 3 | 227 | 3 | 476 |
| 65 | REMAINDER OF COUNTY | 158 | 82 | 13 780 | 11 796 | 817 | 15 582 | 282 | 160 | 7 | 702 | 4 | 380 |
| 66 | TALBOT COUNTY | 280 | 204 | 53 300 | 51 636 | 4 948 | 91 060 | 1 360 | 256 | 16 | 2 349 | 14 | 1 704 |
| 67 | EASTON | 153 | 131 | 43 954 | 43 644 | 4 163 | 75 770 | 1 122 | 129 | 9 | 1 745 | 7 | 1 350 |
| 68 | REMAINDER OF COUNTY | 127 | 73 | 9 346 | 7 992 | 785 | 15 290 | 238 | 127 | 7 | 604 | 7 | 354 |

Standard Notes: - Represents zero. (D) Withheld to avoid disclosure. (NA) Not available. (X) Not applicable.

*Nonstore retailers, part of SIC major group 53, are shown separately in this table.

¹Takoma Park is in Montgomery and Prince Georges counties.

Inhabitants or More: 1963

| Kind-of-business group - continued | | | | | | | | | | | | | | | | | | | | |
|------------------------------------|--------------------|---------------------------|--------------------|------------------------------|--------------------|------------------------------|--------------------|---|--------------------|------------------------------|--------------------|---------------------------------|--------------------|------------------------------|--------------------|------------------------------|--------------------|-------------|-------------|----|
| Food stores | | Automotive dealers | | Gasoline service stations | | Apparel, accessory stores | | Furniture, home furnishings, equipment stores | | Eating, drinking places | | Drug stores, proprietary stores | | Other retail stores | | Nonstore retailers * | | Line number | | |
| Estab-lish-ments (number) | Sales (\$1,000) | Estab-lish-ments (No.) | Sales (\$1,000) | Estab-lish-ments (number) | Sales (\$1,000) | Estab-lish-ments (number) | Sales (\$1,000) | Estab-lish-ments (number) | Sales (\$1,000) | Estab-lish-ments (number) | Sales (\$1,000) | Estab-lish-ments (No.) | Sales (\$1,000) | Estab-lish-ments (number) | Sales (\$1,000) | Estab-lish-ments (number) | Sales (\$1,000) | | | |
| 5 | 104 | 1 | 020 560 | 1 | 227 761 211 | 2 | 677 284 212 | 1 | 506 220 994 | 1 | 154 161 807 | 5 | 115 337 089 | 846 | 178 278 | 3 | 231 353 378 | 1 | 291 115 047 | 1 |
| 191 | 32 141 | 65 | 18 994 | 105 | 8 216 | 59 | 8 948 | 41 | 4 745 | 191 | 5 868 | 25 | 4 000 | 108 | 7 200 | 15 | 964 | 2 | 2 | 2 |
| 87 | 15 997 | 41 | 15 021 | 38 | 3 201 | 36 | 7 240 | 29 | 4 175 | 73 | 2 605 | 17 | 2 822 | 70 | 4 756 | 9 | 629 | 3 | 9 | 9 |
| 21 | 2 864 | 7 | 2 396 | 15 | 939 | 8 | 621 | 5 | 354 | 33 | 612 | 4 | 377 | 17 | 1 080 | - | - | 4 | - | 4 |
| 10 | 2 677 | 2 | (0) | 4 | 489 | 1 | (0) | - | - | 8 | 318 | 1 | (D) | 2 | (D) | - | - | 5 | - | 5 |
| 73 | 10 603 | 15 | (0) | 48 | 3 587 | 14 | (D) | 7 | 216 | 77 | 2 333 | 3 | (D) | 19 | (D) | 6 | 335 | 6 | 6 | 6 |
| 240 | 63 082 | 79 | 45 807 | 204 | 20 649 | 77 | 10 317 | 56 | 7 098 | 341 | 25 462 | 54 | 10 578 | 172 | 17 829 | 68 | 5 750 | 7 | 7 | 7 |
| 50 | 7 024 | 18 | 16 023 | 27 | 2 438 | 34 | 3 763 | 17 | 3 045 | 63 | 4 414 | 16 | 3 496 | 60 | 6 791 | 10 | 1 895 | 8 | 10 | 10 |
| 190 | 48 058 | 61 | 29 784 | 177 | 18 211 | 43 | 6 554 | 39 | 4 053 | 278 | 21 048 | 38 | 7 082 | 112 | 11 038 | 58 | 3 855 | 9 | 9 | 9 |
| 2 | 304 | 269 | 561 | 275 | 229 761 | 560 | 63 199 | 588 | 80 457 | 362 | 65 400 | 2 | 174 135 624 | 358 | 59 065 | 1 | 154 108 380 | 440 | 58 770 | 10 |
| 436 | 163 966 | 143 | 81 592 | 405 | 45 850 | 176 | 28 842 | 146 | 17 930 | 566 | 48 902 | 114 | 27 344 | 385 | 35 123 | 216 | 13 439 | 11 | 11 | 11 |
| 33 | 3 963 | 9 | 3 461 | 18 | 1 262 | 4 | 227 | 3 | 120 | 30 | 1 213 | 3 | (D) | 16 | 1 670 | 1 | (D) | 12 | 12 | 12 |
| 62 | 5 802 | 22 | 2 714 | 27 | 1 303 | 12 | 656 | 11 | 627 | 27 | 683 | 7 | 524 | 37 | 4 012 | 12 | 327 | 13 | 13 | 13 |
| 109 | 16 039 | 37 | 12 235 | 74 | 5 578 | 16 | 2 158 | 29 | 2 347 | 73 | 2 923 | 12 | 2 040 | 85 | 9 451 | 96 | 2 490 | 14 | 14 | 14 |
| 24 | 7 761 | 11 | 6 352 | 15 | 1 668 | 10 | 1 859 | 10 | 1 859 | 25 | 1 124 | 4 | 1 154 | 22 | 1 124 | 10 | 986 | 15 | 15 | 15 |
| 85 | 8 278 | 26 | 5 883 | 59 | 3 910 | 6 | 299 | 19 | 1 419 | 48 | 1 799 | 8 | 886 | 63 | 8 327 | 86 | 1 504 | 16 | 16 | 16 |
| 64 | 10 253 | 37 | 9 955 | 68 | 5 718 | 12 | 737 | 11 | 902 | 106 | 4 846 | 12 | 924 | 35 | 3 091 | 15 | 880 | 17 | 17 | 17 |
| 17 | 4 981 | 12 | 4 334 | 21 | 2 307 | 8 | 661 | 5 | 542 | 28 | 1 484 | 2 | (D) | 13 | 1 312 | 2 | (D) | 18 | 18 | 18 |
| 47 | 5 272 | 25 | 5 621 | 47 | 3 411 | 4 | 76 | 6 | 360 | 78 | 3 362 | 10 | (D) | 22 | 1 779 | 13 | (D) | 19 | 19 | 19 |
| 55 | 10 938 | 22 | 9 524 | 49 | 5 376 | 7 | 446 | 6 | 444 | 100 | 7 983 | 9 | 1 268 | 41 | 4 629 | 3 | 26 | 20 | 20 | 20 |
| 84 | 9 399 | 17 | 4 897 | 28 | 1 646 | 24 | 1 356 | 10 | 953 | 38 | 1 231 | 7 | 767 | 26 | 2 690 | 7 | 418 | 21 | 21 | 21 |
| 35 | 5 648 | 14 | (D) | 17 | 1 170 | 21 | 1 276 | 10 | 953 | 21 | 826 | 5 | (D) | 20 | 2 578 | 3 | (D) | 22 | 22 | 22 |
| 49 | 3 751 | 3 | (D) | 11 | 476 | 3 | 80 | - | - | 17 | 405 | 2 | (D) | 6 | 112 | 4 | (D) | 23 | 23 | 23 |
| 125 | 21 968 | 47 | 16 107 | 78 | 6 200 | 43 | 4 537 | 36 | 4 971 | 112 | 5 016 | 14 | 2 840 | 121 | 10 819 | 29 | 1 375 | 24 | 24 | 24 |
| 7 | 1 331 | 2 | (D) | 4 | 155 | 2 | (D) | 2 | (D) | 4 | 62 | 2 | (D) | 10 | 1 074 | 7 | 139 | 25 | 25 | 25 |
| 49 | 15 668 | 32 | 11 280 | 43 | 3 331 | 37 | 4 232 | 25 | 3 425 | 66 | 3 033 | 8 | 2 406 | 56 | 5 990 | 11 | 862 | 26 | 26 | 26 |
| 69 | 4 969 | 13 | (D) | 31 | 2 714 | 4 | (D) | 9 | (D) | 42 | 1 921 | 4 | (D) | 55 | 3 755 | 11 | 374 | 27 | 27 | 27 |
| 55 | 5 569 | 21 | 6 258 | 28 | 1 160 | 6 | 741 | 8 | 882 | 47 | 1 166 | 4 | (D) | 23 | 2 369 | 2 | (D) | 28 | 28 | 28 |
| 84 | 21 050 | 49 | 20 600 | 95 | 7 690 | 30 | 3 292 | 30 | 3 894 | 93 | 4 885 | 17 | 2 506 | 86 | 9 274 | 54 | 3 816 | 29 | 29 | 29 |
| 6 | 4 212 | 9 | 5 000 | 14 | 1 406 | 5 | 582 | 4 | 376 | 20 | 1 700 | 3 | 338 | 16 | 3 432 | 5 | 1 350 | 30 | 30 | 30 |
| 10 | 8 325 | 9 | 8 943 | 15 | 1 408 | 12 | 1 909 | 9 | 2 031 | 13 | 663 | 3 | (D) | 20 | 1 862 | 1 | (D) | 31 | 31 | 31 |
| 17 | 4 772 | 5 | 1 398 | 15 | 1 045 | 9 | 669 | 10 | 473 | 17 | 632 | 6 | 884 | 11 | 957 | 10 | 1 403 | 32 | 32 | 32 |
| 51 | 3 741 | 26 | 5 259 | 51 | 3 831 | 4 | 132 | 7 | 1 014 | 43 | 1 890 | 5 | (D) | 39 | 3 023 | 38 | (D) | 33 | 33 | 33 |
| 52 | 9 560 | 25 | 12 240 | 47 | 3 737 | 7 | 426 | 3 | 383 | 64 | 4 034 | 9 | 1 492 | 31 | 3 239 | 17 | 733 | 34 | 34 | 34 |
| 51 | 6 094 | 10 | 2 773 | 18 | 1 179 | 8 | 664 | 11 | 565 | 34 | 1 067 | 3 | (D) | 44 | 5 955 | 1 | (D) | 35 | 35 | 35 |
| 19 | 3 958 | 7 | 2 283 | 7 | 627 | 8 | 664 | 6 | 421 | 15 | 614 | 2 | (D) | 20 | (D) | - | - | 36 | 36 | 36 |
| 32 | 2 136 | 3 | 490 | 11 | 552 | - | - | 5 | 144 | 19 | 653 | 1 | (D) | 24 | (D) | 1 | (D) | 37 | 37 | 37 |
| 222 | 137 717 | 87 | 131 831 | 197 | 35 949 | 140 | 31 388 | 143 | 23 364 | 274 | 28 271 | 64 | 24 945 | 258 | 33 765 | 106 | 12 176 | 38 | 38 | 38 |
| 12 | 3 269 | 4 | 1 868 | 6 | 657 | 1 | (D) | 2 | (D) | 8 | 533 | 1 | (D) | 3 | 1 246 | 2 | (D) | 39 | 39 | 39 |
| 29 | 19 866 | 18 | 20 225 | 17 | 3 494 | 18 | 2 970 | 15 | 4 564 | 29 | 2 949 | 7 | 2 978 | 24 | 5 341 | 11 | 830 | 40 | 40 | 40 |
| 9 | 1 466 | 1 | (0) | 6 | 893 | - | - | 7 | 292 | 6 | 89 | 2 | (0) | 5 | 330 | 2 | (D) | 41 | 41 | 41 |
| 172 | 113 116 | 64 | (D) | 168 | 30 905 | 121 | (0) | 119 | (D) | 231 | 24 700 | 54 | 21 423 | 226 | 26 848 | 91 | 11 296 | 42 | 42 | 42 |
| 300 | 152 084 | 107 | 86 545 | 295 | 40 620 | 122 | 23 099 | 91 | 10 445 | 320 | 34 879 | 72 | 27 581 | 251 | 33 596 | 97 | 8 388 | 43 | 43 | 43 |
| 6 | 5 081 | 3 | (0) | 10 | 1 302 | 3 | 346 | 8 | 863 | 5 | 485 | 2 | (D) | 8 | 711 | 1 | (D) | 44 | 44 | 44 |
| 4 | 1 407 | 5 | 3 889 | 3 | 335 | - | - | 1 | (0) | 7 | 1 696 | - | - | 3 | 251 | 2 | (D) | 45 | 45 | 45 |
| 12 | 1 229 | - | - | 2 | (0) | - | - | 2 | (D) | 4 | (0) | 1 | (0) | 2 | (D) | 2 | (D) | 46 | 46 | 46 |
| 1 | (0) | - | - | 1 | (D) | - | - | - | - | - | - | - | - | - | - | - | - | 47 | 47 | 47 |
| - | - | 1 | (D) | - | - | - | - | - | - | 4 | 313 | - | - | 3 | 154 | 6 | (D) | 48 | 48 | 48 |
| 7 | (D) | 6 | (0) | 15 | 2 124 | 8 | 765 | 4 | 249 | 18 | 2 524 | 3 | (0) | 14 | 2 249 | 1 | (D) | 49 | 49 | 49 |
| 2 | (D) | - | - | 1 | (D) | 1 | (D) | 1 | (D) | 2 | (0) | - | - | - | - | 2 | (D) | 50 | 50 | 50 |
| 1 | (D) | - | - | 2 | (0) | - | - | - | - | 3 | 567 | - | - | - | - | - | - | 51 | 51 | 51 |
| 5 | (0) | - | - | 2 | (D) | - | - | 2 | (D) | 1 | (0) | 1 | (D) | 2 | (D) | - | - | 52 | 52 | 52 |
| 19 | 3 479 | 11 | 38 985 | 10 | 1 435 | 4 | 1 040 | 6 | 225 | 16 | 1 489 | 3 | (0) | 18 | 1 626 | 3 | (D) | 53 | 53 | 53 |
| 12 | 7 739 | 17 | 11 104 | 12 | 1 813 | 10 | 1 498 | 11 | 830 | 19 | 1 710 | 4 | 1 639 | 20 | 2 673 | 7 | 77 | 54 | 54 | 54 |
| 10 | 1 534 | - | - | - | (D) | - | - | 1 | (D) | 1 | (0) | 1 | (0) | 1 | (D) | 5 | 157 | 55 | 55 | 55 |
| 10 | 4 642 | 3 | (D) | 9 | 1 881 | - | - | - | - | 12 | 741 | 2 | (D) | 5 | 1 112 | 7 | 107 | 56 | 56 | 56 |
| 6 | 7 463 | 2 | (D) | 9 | 898 | - | - | - | - | 4 | 357 | 2 | (D) | 3 | (D) | - | - | 57 | 57 | 57 |
| 5 | (0) | - | - | 2 | (D) | - | - | 2 | (D) | 1 | (0) | 1 | (0) | 2 | (D) | - | - | 58 | 58 | 58 |
| - | - | - | - | - | - | - | - | - | - | 1 | (0) | - | - | - | - | - | - | 59 | 59 | 59 |
| 200 | 102 083 | 59 | 17 720 | 217 | 28 760 | 96 | (0) | 53 | 7 246 | 222 | 24 444 | 52 | 19 981 | 170 | 23 567 | 61 | (D) | 60 | 60 | 60 |
| 27 | 2 594 | 7 | 1 168 | 29 | 2 102 | 4 | 104 | 6 | 288 | 27 | 662 | 4 | 301 | 31 | 3 467 | 13 | 782 | 61 | 61 | 61 |
| 62 | 9 537 | 24 | 8 170 | 39 | 3 060 | 21 | 1 371 | 17 | 2 412 | 86 | 3 551 | 4 | 1 099 | 27 | 2 246 | 17 | 298 | 62 | 62 | 62 |
| 99 | 6 133 | 17 | 2 649 | 31 | 1 617 | 9 | 597 | 9 | 579 | 29 | 682 | 6 | 640 | 29 | 4 785 | 10 | 395 | 63 | 63 | 63 |
| 39 | 2 546 | 6 | 734 | 9 | 376 | 5 | 295 | 5 | 210 | 8 | 168 | 3 | 328 | 12 | 431 | 5 | 291 | 64 | 64 | 64 |
| 60 | 3 587 | 11 | 1 915 | 22 | 1 241 | 4 | 302 | 4 | 369 | 21 | 514 | 3 | 312 | 17 | 4 354 | 5 | 104 | 65 | 65 | 65 |
| 44 | 8 257 | 18 | 7 801 | 42 | 2 331 | 26 | 2 996 | 15 | 1 824 | 35 | 1 231 | 7 | 1 687 | 54 | 22 766 | 9 | 354 | 66 | 66 | 66 |
| 18 | 6 123 | 13 | 6 837 | 18 | 1 289 | 24 | (0) | 11 | 987 | 15 | 946 | 5 | (0) | 31 | 20 259 | 2 | (0) | 67 | 67 | 67 |
| 26 | 2 134 | 5 | 964 | 24 | 1 042 | 2 | (D) | 4 | 837 | 20 | 285 | 2 | (0) | 23 | 2 507 | 7 | (D) | 68 | 68 | 68 |

TABLE 3. Counties; Cities of 2,500

| Line number | County and city | Total | | | | | | | Kind-of-business group | | | | |
|-------------|-------------------------------|----------------|--------------|---------------------------|-----------------------------|----------------------|---|--|---|--|-----------|------------------------------------|-----------|
| | | Establishments | | Sales | | Payroll, entire year | Payroll, workweek ended nearest Nov. 15 | Paid employees, workweek ended nearest Nov. 15 | Active proprietors of unincorporated businesses | Lumber, building matls., hardware, farm equip. dealers | | General merchandise group stores * | |
| | | Total | With payroll | Total, all establishments | Establishments with payroll | | | | | Establishments | Sales | Establishments | Sales |
| | | (number) | (number) | (\$1,000) | (\$1,000) | (\$1,000) | (dollars) | (number) | (number) | (number) | (\$1,000) | (number) | (\$1,000) |
| 1 | WASHINGTON COUNTY | 893 | 637 | 129 659 | 123 877 | 15 029 | 284 873 | 4 756 | 750 | 46 | 11 848 | 26 | 18 909 |
| 2 | HAGERSTOWN | 496 | 394 | 87 540 | 85 572 | 11 295 | 215 014 | 3 513 | 376 | 21 | 4 738 | 12 | 17 636 |
| 3 | REMAINDER OF COUNTY | 397 | 243 | 42 119 | 38 305 | 3 734 | 69 859 | 1 243 | 374 | 25 | 7 110 | 14 | 1 273 |
| 4 | WICOMICO COUNTY | 493 | 333 | 83 454 | 79 366 | 9 130 | 173 567 | 2 769 | 415 | 21 | 5 646 | 12 | 8 611 |
| 5 | SALISBURY | 296 | 248 | 66 745 | 65 607 | 8 042 | 152 369 | 2 421 | 219 | 13 | 3 972 | 10 | (0) |
| 6 | REMAINDER OF COUNTY | 197 | 85 | 16 709 | 13 759 | 1 088 | 21 198 | 348 | 196 | 8 | 1 674 | 2 | (D) |
| 7 | WORCESTER COUNTY | 409 | 311 | 42 311 | 40 131 | 4 118 | 77 130 | 1 424 | 392 | 22 | 3 482 | 20 | 1 996 |
| 8 | POCOMOKE CITY | 75 | 63 | 11 022 | 10 742 | 947 | 17 199 | 329 | 65 | 3 | (0) | 1 | (0) |
| 9 | REMAINDER OF COUNTY | 334 | 248 | 31 289 | 29 389 | 3 171 | 59 931 | 1 095 | 327 | 19 | (0) | 19 | (0) |

Standard Notes: - Represents zero. (D) Withheld to avoid disclosure. (NA) Not available. (X) Not applicable.
 *Nonstore retailers, part of SIC major group 53, are shown separately in this table.

Inhabitants or More: 1963—Continued

| Kind-of-business group — continued | | | | | | | | | | | | | | | | | | Line number |
|--------------------------------------|--------------------|-----------------------------------|--------------------|--------------------------------------|--------------------|--------------------------------------|--------------------|---|--------------------|--------------------------------------|--------------------|-----------------------------------|--------------------|--------------------------------------|--------------------|--------------------------------------|--------------------|-------------|
| Food stores | | Automotive dealers | | Gasoline service stations | | Apparel, accessory stores | | Furniture, home furnishings, equipment stores | | Eating, drinking places | | Drug stores, proprietary stores | | Other retail stores | | Nonstore retailers * | | |
| Estab- lish- ments (number) | Sales (\$1,000) | Estab- lish- ments (No.) | Sales (\$1,000) | Estab- lish- ments (number) | Sales (\$1,000) | Estab- lish- ments (number) | Sales (\$1,000) | Estab- lish- ments (number) | Sales (\$1,000) | Estab- lish- ments (number) | Sales (\$1,000) | Estab- lish- ments (No.) | Sales (\$1,000) | Estab- lish- ments (number) | Sales (\$1,000) | Estab- lish- ments (number) | Sales (\$1,000) | |
| 193 | 26 828 | 52 | 21 346 | 106 | 10 605 | 55 | 6 916 | 58 | 5 720 | 179 | 8 681 | 19 | 3 548 | 117 | 12 259 | 42 | 2 999 | 1 |
| 80 | 15 178 | 28 | 16 688 | 47 | 5 374 | 47 | 5 955 | 30 | 3 479 | 105 | 4 796 | 14 | 3 082 | 82 | 7 951 | 30 | 2 663 | 2 |
| 113 | 11 650 | 24 | 4 658 | 59 | 5 231 | 8 | 961 | 28 | 2 241 | 74 | 3 885 | 5 | 466 | 35 | 4 308 | 12 | 336 | 3 |
| 131 | 18 795 | 32 | 17 838 | 78 | 5 135 | 36 | 8 843 | 35 | 4 014 | 69 | 3 533 | 13 | 2 639 | 53 | 7 875 | 13 | 525 | 4 |
| 48 | 11 933 | 23 | 15 052 | 44 | 3 512 | 34 | (0) | 28 | 3 691 | 43 | 3 000 | 10 | 2 507 | 41 | 5 478 | 2 | (0) | 5 |
| 83 | 6 862 | 9 | 2 786 | 34 | 1 623 | 2 | (0) | 7 | 323 | 26 | 533 | 3 | 132 | 12 | 2 397 | 11 | (0) | 6 |
| 81 | 9 230 | 25 | 6 945 | 56 | 4 030 | 24 | 1 876 | 17 | 1 900 | 100 | 4 696 | 9 | 1 147 | 47 | 6 888 | 8 | 121 | 7 |
| 11 | 2 356 | 7 | 2 450 | 10 | 1 136 | 12 | 1 085 | 8 | 284 | 8 | 393 | 1 | (0) | 10 | 1 825 | 4 | 75 | 8 |
| 70 | 6 874 | 18 | 4 495 | 46 | 2 894 | 12 | 791 | 9 | 1 616 | 92 | 4 303 | 8 | (0) | 37 | 5 063 | 4 | 46 | 9 |

TABLE 4. Standard Metropolitan Statistical Areas: 1963

| SIC code | Standard metropolitan statistical area and kind of business | Establishments | | Sales | | Payroll, entire year (\$1,000) | Payroll, workweek ended nearest Nov. 15 (dollars) | Paid employees, workweek ended nearest Nov. 15 (number) | Active proprietors of unincorporated businesses (number) |
|-----------|--|---|-----------------------|-------------------------------------|---------------------------------------|--------------------------------|---|---|--|
| | | Total (number) | With payroll (number) | Total, all establishments (\$1,000) | Establishments with payroll (\$1,000) | | | | |
| | <u>BALTIMORE SMSA</u> | Consists of Baltimore city and Anne Arundel, Baltimore, Carroll, and Howard Counties, Md. | | | | | | | |
| | RETAIL TRADE, TDAL. | 13 719 | 10 133 | 2 265 647 | 2 189 485 | 286 264 | 5 612 122 | 92 953 | 11 537 |
| | LUMBER, BUILDING MATERIALS, HARDWARE, FARM EQUIPMENT DEALERS | | | | | | | | |
| | TDAL. | 446 | 328 | 66 350 | 63 638 | 8 696 | 162 869 | 2 073 | 344 |
| 521 | LUMBER YARDS | 51 | 51 | 26 289 | 26 289 | 3 509 | 61 744 | 730 | 14 |
| | BUILDING MATERIALS DEALERS | 70 | 46 | 12 522 | 11 946 | 1 779 | 34 490 | 385 | 45 |
| 522 | HEATING, PLUMBING EQUIPMENT DEALERS | 7 | 5 | (0) | (0) | (0) | (0) | (0) | (0) |
| 523 | PAINT, GLASS, WALLPAPER STORES | 54 | 38 | 2 383 | 2 105 | 373 | 7 411 | 86 | 27 |
| 524 | ELECTRICAL SUPPLY STORES | 2 | 2 | (0) | (0) | (0) | (0) | (0) | (0) |
| 5251 | HARDWARE STORES | 240 | 164 | 18 382 | 16 566 | 2 249 | 46 382 | 714 | 234 |
| 5252 | FARM EQUIPMENT DEALERS | 22 | 22 | 6 020 | 6 020 | 651 | 10 345 | 133 | 17 |
| | GENERAL MERCHANDISE GROUP STORES* | | | | | | | | |
| | TOTAL | 394 | 336 | 368 415 | 367 419 | 56 866 | 1 134 650 | 22 282 | 204 |
| 531 | DEPARTMENT STORES | 40 | 40 | 290 575 | 290 575 | 45 239 | 909 469 | 17 346 | 2 |
| 533 | LIMITED PRICE VARIETY STORES | 144 | 130 | 46 509 | 46 259 | 7 691 | 141 486 | 3 612 | 69 |
| 539 | GENERAL MERCHANDISE STORES | 180 | 150 | 29 783 | 29 221 | 3 768 | 80 101 | 1 257 | 106 |
| | DRY GOODS STORES | 17 | 11 | 1 216 | 1 106 | 133 | 2 811 | 53 | 14 |
| | SEWING, NEEDLEWORK STORES | 13 | 5 | 332 | 258 | 37 | 783 | 14 | 13 |
| | FDDO STORES | | | | | | | | |
| | TDAL. | 3 141 | 1 849 | 522 208 | 486 946 | 41 503 | 797 837 | 12 665 | 2 857 |
| 541 | GROCERY STORES, INCLUDING DELICATESSENS | 2 009 | 1 165 | 463 204 | 436 712 | 34 876 | 671 916 | 10 003 | 1 863 |
| 542 | MEAT MARKETS | 171 | 125 | 14 757 | 13 305 | 1 251 | 22 944 | 385 | 190 |
| | FISH (SEAFOOD) MARKETS | 67 | 39 | 3 832 | 3 466 | 374 | 6 812 | 140 | 69 |
| 543 | FRUIT STORES, VEGETABLE MARKETS | 127 | 55 | 4 625 | 3 367 | 226 | 4 120 | 105 | 137 |
| 544 | CANDY, NUT, CONFECTIONERY STORES | 338 | 114 | 7 741 | 3 511 | 472 | 10 808 | 293 | 289 |
| 545 | DAIRY PRODUCTS STORES | 99 | 95 | 9 227 | 8 955 | 998 | 19 383 | 432 | 34 |
| 546 | RETAIL BAKERIES | 226 | 198 | 13 566 | 13 206 | 2 920 | 54 690 | 1 125 | 186 |
| 5462 | RETAIL BAKERIES, MANUFACTURING | 128 | 116 | 8 035 | 7 867 | 2 134 | 39 729 | 799 | 141 |
| 5463 | RETAIL BAKERIES, NONMANUFACTURING | 98 | 82 | 5 531 | 5 339 | 786 | 14 961 | 326 | 45 |
| 549 | EGG AND POULTRY DEALERS | 80 | 48 | 4 546 | 3 758 | 277 | 5 189 | 145 | 78 |
| | OTHER | 14 | 10 | 710 | 666 | 109 | 1 975 | 37 | 11 |
| | AUTOMOTIVE DEALERS | | | | | | | | |
| | TOTAL | 559 | 457 | 381 635 | 379 089 | 36 303 | 683 978 | 6 641 | 351 |
| 551 | PASSENGER CAR DEALERS, FRANCHISED | 133 | 133 | 317 285 | 317 285 | 29 124 | 549 106 | 5 063 | 29 |
| | DOMESTIC CAR DEALERS | 104 | 104 | 247 083 | 247 083 | 22 470 | 416 546 | 3 968 | 24 |
| | IMPORTED CAR DEALERS | 11 | 11 | 11 508 | 11 508 | 1 579 | 26 806 | 257 | 3 |
| | DOMESTIC AND IMPORTED CAR DEALERS | 18 | 18 | 58 694 | 58 694 | 5 075 | 105 754 | 838 | 2 |
| 552 | PASSENGER CAR DEALERS, NONFRANCHISED | 227 | 157 | 28 544 | 26 586 | 2 279 | 43 486 | 482 | 212 |
| 553 | TIRE, BATTERY, ACCESSORY DEALERS | 111 | 95 | 16 603 | 16 349 | 2 844 | 55 529 | 648 | 63 |
| | HOME AND AUTO SUPPLY STORES | 28 | 28 | 6 534 | 6 534 | 888 | 17 724 | 243 | 4 |
| 559 | MISCELLANEOUS AIRCRAFT, MARINE, AUTOMOTIVE DEALERS | 60 | 44 | 12 669 | 12 335 | 1 168 | 18 133 | 205 | 43 |
| | AIRCRAFT, BOAT, MOTORCYCLE DEALERS | 33 | 23 | 5 855 | 5 749 | 713 | 10 910 | 122 | 23 |
| | HOUSEHOLD TRAILER DEALERS | 22 | 18 | 6 364 | 6 204 | 416 | 6 648 | 77 | 15 |
| | OTHER AUTOMOTIVE DEALERS | 5 | 3 | 450 | 382 | 39 | 575 | 6 | 5 |
| | GASOLINE SERVICE STATIONS | | | | | | | | |
| 55PT(554) | TOTAL | 1 290 | 1 148 | 139 013 | 134 599 | 12 572 | 252 854 | 4 197 | 1 329 |
| | APPAREL, ACCESSORY STORES | | | | | | | | |
| | TOTAL | 864 | 758 | 122 200 | 120 248 | 18 395 | 345 155 | 5 918 | 528 |
| 561,567 | MEN'S, BOYS' APPAREL STORES, CUSTOM TAILORS | 206 | 172 | 29 973 | 29 403 | 4 906 | 92 083 | 1 265 | 148 |
| 561 | MEN'S, BOYS' CLOTHING AND FURNISHINGS STORES | 175 | 161 | 29 297 | 28 947 | 4 809 | 89 246 | 1 234 | 116 |
| 567 | CUSTOM TAILORS | 31 | 11 | 676 | 456 | 97 | 2 837 | 31 | 32 |
| 562-3,568 | WOMEN'S CLOTHING, SPECIALTY STORES | 295 | 273 | 44 631 | 44 367 | 6 921 | 129 269 | 2 479 | 158 |
| 562 | WOMEN'S READY-TO-WEAR STORES | 194 | 188 | 36 797 | 36 703 | 5 759 | 108 405 | 2 091 | 95 |
| 563,568 | WOMEN'S ACCESSORY, SPECIALTY STORES, FURRIERS | 101 | 85 | 7 834 | 7 664 | 1 162 | 20 864 | 388 | 63 |
| 563 | MILLINERY STORES | 23 | 21 | 1 047 | 1 041 | 167 | 3 036 | 75 | 10 |
| | CORSET, LINGERIE STORES | 9 | 7 | 593 | (0) | (0) | (0) | (0) | (0) |
| | HOSIERY STORES | 7 | 5 | 339 | (0) | (0) | (0) | (0) | (0) |
| | APPAREL, ACCESSORY, OTHER SPECIALTY STORES | 39 | 37 | 3 503 | 3 499 | 455 | 7 950 | 179 | 30 |
| 568 | FURRIERS, FUR SHOPS | 23 | 15 | 2 352 | 2 232 | 406 | 7 361 | 82 | 14 |
| 565 | FAMILY CLOTHING STORES | 100 | 72 | 15 728 | 15 312 | 2 117 | 40 522 | 800 | 75 |
| 566 | SHOE STORES | 222 | 204 | 26 135 | 25 485 | 3 879 | 72 147 | 1 119 | 108 |
| | MEN'S SHOE STORES | 25 | 25 | 2 299 | 2 299 | 534 | 10 302 | 130 | 2 |
| | WOMEN'S SHOE STORES | 43 | 43 | 7 601 | 7 601 | 1 318 | 25 540 | 372 | 13 |
| | CHILDREN'S, JUVENILES' SHOE STORES | 10 | 10 | 985 | 985 | 125 | 2 335 | 30 | 6 |
| | FAMILY SHOE STORES | 144 | 126 | 15 250 | 14 600 | 1 902 | 33 970 | 587 | 87 |
| 564 | CHILDREN'S, INFANTS' WEAR STORES | 35 | 35 | (0) | (0) | (0) | (0) | (0) | (0) |
| 569 | MISCELLANEOUS APPAREL, ACCESSORY STORES | 6 | 2 | (0) | (0) | (0) | (0) | (0) | (0) |

Standard Notes: - Represents zero. (D) Withheld to avoid disclosure. (NA) Not available. (X) Not applicable.
 *Nonstore retailers, part of SIC major group 53, are shown separately in this table.

TABLE 4. Standard Metropolitan Statistical Areas: 1963—Continued

| SIC code | Standard metropolitan statistical area and kind of business | Establishments | | Sales | | Payroll, entire year (\$1,000) | Payroll, workweek ended nearest Nov. 15 (dollars) | Paid employees, workweek ended nearest Nov. 15 (number) | Active proprietors of unincorporated businesses (number) |
|--|---|----------------|--------------|---------------------------|-----------------------------|--------------------------------|---|---|--|
| | | Total | With payroll | Total, all establishments | Establishments with payroll | | | | |
| | | (number) | (number) | (\$1,000) | (\$1,000) | | | | |
| BALTIMORE SMSA—Continued | | | | | | | | | |
| FURNITURE, HOME FURNISHINGS, EQUIPMENT STORES | | | | | | | | | |
| 57 | TOTAL | 596 | 446 | 93 158 | 90 652 | 13 973 | 278 678 | 3 172 | 393 |
| 571 | FURNITURE, HOME FURNISHINGS STORES | 367 | 271 | 62 426 | 61 024 | 10 236 | 210 061 | 2 340 | 241 |
| 5712 | FURNITURE STORES | 230 | 166 | 49 500 | 48 490 | 8 128 | 165 832 | 1 808 | 139 |
| 5713 | FLOOR COVERING STORES | 43 | 41 | 7 063 | 7 025 | 1 165 | 25 673 | 237 | 20 |
| 5714 | DRAPERY, CURTAIN, UPHOLSTERY STORES | 36 | 32 | 2 503 | 2 387 | 480 | 9 929 | 142 | 26 |
| 5715 | CHINA, GLASSWARE, METALWARE STORES | 21 | 5 | 868 | 702 | 99 | 1 456 | 29 | 22 |
| 5719 | MISCELLANEOUS HOME FURNISHINGS STORES | 37 | 27 | 2 492 | 2 420 | 364 | 7 171 | 124 | 34 |
| 572 | HOUSEHOLD APPLIANCE STORES | 106 | 80 | 20 535 | 20 087 | 2 269 | 42 854 | 485 | 52 |
| 5732 | RADIO, TELEVISION STORES | 55 | 49 | 5 135 | 4 721 | 694 | 11 927 | 147 | 45 |
| 5733 | MUSIC STORES | 68 | 46 | 5 062 | 4 820 | 774 | 13 836 | 200 | 55 |
| | RECORD SHOPS | 26 | 20 | 1 514 | 1 452 | 191 | 3 482 | 63 | 21 |
| | MUSICAL INSTRUMENT STORES | 42 | 26 | 3 548 | 3 368 | 583 | 10 354 | 137 | 34 |
| EATING, DRINKING PLACES | | | | | | | | | |
| 58 | TOTAL | 3 218 | 2 742 | 216 945 | 209 839 | 45 476 | 891 995 | 19 887 | 2 758 |
| 5812 | EATING PLACES | 1 728 | 1 510 | 137 118 | 134 640 | 33 623 | 656 581 | 14 918 | 1 409 |
| | RESTAURANTS, LUNCHROOMS | 1 101 | 991 | 88 966 | 87 410 | 21 161 | 422 709 | 9 849 | 967 |
| | CAFETERIAS | 119 | 113 | 13 910 | 13 838 | 5 086 | 84 641 | 1 585 | 37 |
| | REFRESHMENT PLACES | 442 | 350 | 26 946 | 26 152 | 5 461 | 106 491 | 2 663 | 359 |
| | CATERERS | 66 | 56 | 7 296 | 7 240 | 1 915 | 42 740 | 821 | 46 |
| 5813 | DRINKING PLACES (ALCOHOLIC BEVERAGES) | 1 490 | 1 232 | 79 827 | 75 199 | 11 853 | 235 414 | 4 969 | 1 349 |
| DRUG STORES, PROPRIETARY STORES | | | | | | | | | |
| 59PT(591) | TOTAL | 547 | 529 | 100 519 | 99 953 | 14 228 | 274 342 | 5 494 | 399 |
| 591 | DRUG STORES | 517 | 501 | 97 901 | 97 413 | 13 987 | 268 834 | 5 354 | 373 |
| | PROPRIETARY STORES | 30 | 28 | 2 618 | 2 540 | 241 | 5 508 | 140 | 26 |
| OTHER RETAIL STORES | | | | | | | | | |
| 59 EX. 591 | TOTAL | 1 827 | 1 331 | 174 022 | 164 196 | 21 482 | 413 688 | 6 179 | 1 586 |
| 592 | LIQUOR STORES | 508 | 438 | 63 119 | 59 515 | 4 892 | 92 673 | 1 706 | 436 |
| 593 | ANTIQUA STORES, SECONOHANO STORES | 209 | 119 | 8 717 | 7 851 | 1 578 | 31 172 | 473 | 202 |
| 5932 | ANTIQUA STORES | 58 | 8 | 792 | 248 | 34 | 566 | 12 | 65 |
| 5933 | SECONDHAND STORES | 151 | 111 | 7 925 | 7 603 | 1 544 | 30 606 | 461 | 137 |
| 594 | BOOK, STATIONERY STORES | 76 | 62 | 4 228 | 3 858 | 586 | 11 993 | 231 | 70 |
| 5942 | BOOK STORES | 33 | 27 | 1 691 | 1 569 | 240 | 5 251 | 96 | 21 |
| 5943 | STATIONERY STORES | 43 | 35 | 2 537 | 2 289 | 346 | 6 742 | 135 | 49 |
| 595 | SPORTING GOODS STORES, BICYCLE SHOPS | 76 | 48 | 4 698 | 4 088 | 464 | 8 726 | 128 | 77 |
| 5952 | SPORTING GOODS STORES | 66 | 44 | 4 500 | 3 938 | 438 | 8 166 | 120 | 68 |
| 5953 | BICYCLE SHOPS | 10 | 4 | 198 | 150 | 26 | 560 | 8 | 9 |
| 5962 | HAY, GRAIN, FEED STORES | 44 | 32 | 8 614 | 8 322 | 728 | 13 667 | 191 | 35 |
| 5969 | OTHER FARM SUPPLY STORES | 5 | 5 | 878 | 878 | 89 | 1 597 | 19 | 2 |
| | GAROEEN SUPPLY STORES | 10 | 10 | 900 | 900 | 138 | 2 547 | 36 | 10 |
| 597 | JEWELRY STORES | 141 | 99 | 17 288 | 16 552 | 2 944 | 55 093 | 737 | 103 |
| 598 | FUEL, ICE DEALERS | 174 | 114 | 33 412 | 32 644 | 4 509 | 90 340 | 1 086 | 131 |
| 5982 | COAL AND WOOD DEALERS | 25 | 17 | 3 639 | 3 585 | 584 | 11 529 | 153 | 18 |
| | ICE DEALERS | 38 | 14 | 820 | 628 | 85 | 1 593 | 27 | 34 |
| 5983 | FUEL OIL DEALERS | 103 | 75 | 25 096 | 24 574 | 3 141 | 63 650 | 773 | 77 |
| 5984 | BOTTLED GAS DEALERS | 8 | 8 | 3 857 | 3 857 | 699 | 13 568 | 133 | 2 |
| 5992 | FLORISTS | 144 | 88 | 6 311 | 5 697 | 1 250 | 22 227 | 401 | 151 |
| 5993 | CIGAR STORES, STANDS | 22 | 14 | 1 640 | 1 466 | 155 | 2 878 | 50 | 15 |
| 5994 | NEWS DEALERS, NEWSSTANDS | 29 | 17 | 827 | 657 | 50 | 945 | 26 | 26 |
| 5996 | CAMERA, PHOTOGRAPHIC SUPPLY STORES | 22 | 16 | 3 532 | 3 256 | 396 | 7 140 | 99 | 14 |
| 5997 | GIFT, NOVELTY, SOUVENIR SHOPS | 81 | 53 | 2 339 | 2 045 | 247 | 4 748 | 116 | 77 |
| 5998 | OPTICAL GOODS STORES | 107 | 93 | 5 877 | 5 651 | 1 877 | 34 793 | 343 | 86 |
| 5999 | TYPEWRITER STORES | 8 | 6 | 551 | 437 | 95 | 1 671 | 21 | 6 |
| | LUGGAGE, LEATHER GOODS STORES | 7 | 7 | 1 065 | 1 065 | 189 | 3 287 | 66 | 9 |
| | HOBBY, TOY, GAME SHOPS | 26 | 24 | 4 269 | 4 257 | 433 | 10 623 | 172 | 16 |
| | RELIGIOUS GOODS STORES | 14 | 8 | 569 | 531 | 58 | 1 065 | 22 | 14 |
| | PET SHOPS | 18 | 8 | 477 | 357 | 66 | 1 614 | 35 | 17 |
| | OTHER | 106 | 70 | 4 711 | 4 169 | 738 | 14 889 | 221 | 89 |
| NONSTORE RETAILERS* | | | | | | | | | |
| 53 PART* | TOTAL | 837 | 209 | 81 182 | 72 906 | 16 768 | 376 076 | 4 445 | 788 |
| 532 | MAIL-ORDER HOUSES | 18 | 10 | 22 088 | 22 026 | 7 526 | 182 605 | 2 522 | 12 |
| 534 | MERCHANDISE VENDING MACHINE OPERATORS | 137 | 47 | 22 287 | 20 831 | 2 341 | 49 388 | 456 | 122 |
| 535 | DIRECT SELLING (HOUSE-TO-HOUSE) ORGANIZATIONS | 682 | 152 | 36 807 | 30 049 | 6 901 | 144 083 | 1 467 | 654 |

Standard Notes: - Represents zero. (D) Withheld to avoid disclosure. (NA) Not available. (X) Not applicable.
 *Nonstore retailers, part of SIC major group 53, are shown separately in this table.

TABLE 4. Standard Metropolitan Statistical Areas: 1963-Continued

| SIC code | Standard metropolitan statistical area and kind of business | Establishments | | Sales | | Payroll, entire year (\$1,000) | Payroll, workweek ended nearest Nov. 15 (dollars) | Paid employees, workweek ended nearest Nov. 15 (number) | Active proprietors of unincorporated businesses (number) |
|---------------------------------------|--|---|-----------------------|-------------------------------------|---------------------------------------|--------------------------------|---|---|--|
| | | Total (number) | With payroll (number) | Total, all establishments (\$1,000) | Establishments with payroll (\$1,000) | | | | |
| <u>WASHINGTON, O.C.-MO.-VA., SMSA</u> | | Consists of District of Columbia; Montgomery and Prince Georges Counties, Md.; and Alexandria, Fairfax, and Falls Church cities and Arlington and Fairfax Counties, Va. | | | | | | | |
| | RETAIL TRADE, TOTAL | 11 416 | 9 764 | 3 366 922 | 3 332 644 | 445 345 | 8 591 117 | 123 669 | 7 785 |
| | LUMBER, BUILDING MATERIALS, HARDWARE, FARM EQUIPMENT DEALERS | | | | | | | | |
| 52 | TOTAL | 418 | 366 | 102 600 | 101 466 | 13 573 | 243 032 | 3 015 | 235 |
| 521 | LUMBER YARDS | 59 | 55 | 49 766 | 49 700 | 5 865 | 98 726 | 1 179 | 13 |
| | BUILDING MATERIALS DEALERS | 45 | 39 | 10 583 | 10 511 | 1 618 | 31 880 | 3 177 | 20 |
| 522 | HEATING, PLUMBING EQUIPMENT DEALERS | 19 | 11 | 2 101 | 2 041 | 517 | 9 477 | 99 | 16 |
| 523 | PAINT, GLASS, WALLPAPER STORES | 65 | 57 | 7 599 | 7 413 | 1 105 | 19 914 | 253 | 30 |
| 524 | ELECTRICAL SUPPLY STORES | 11 | 7 | 1 576 | 1 534 | 267 | 4 500 | 37 | 5 |
| 5251 | HARDWARE STORES | 197 | 177 | 26 056 | 25 380 | 3 695 | 69 610 | 1 017 | 133 |
| 5252 | FARM EQUIPMENT DEALERS | 22 | 20 | 4 919 | 4 887 | 506 | 8 925 | 113 | 18 |
| | GENERAL MERCHANDISE GROUP STORES* | | | | | | | | |
| 53 PART* | TOTAL | 345 | 307 | 517 069 | 516 493 | 82 504 | 1 564 992 | 25 244 | 179 |
| 531 | DEPARTMENT STORES | 45 | 45 | 441 331 | 441 331 | 70 573 | 1 329 616 | 20 650 | 1 |
| 533 | LIMITED PRICE VARIETY STORES | 160 | 140 | 51 578 | 51 360 | 8 396 | 161 207 | 3 592 | 82 |
| 539 | GENERAL MERCHANDISE STORES | 91 | 81 | 19 670 | 19 448 | 2 901 | 60 812 | 780 | 59 |
| | DRY GOODS STORES | 36 | 28 | 3 278 | 3 142 | 446 | 9 761 | 150 | 25 |
| | SEWING, NEEDLEWORK STORES | 13 | 13 | 1 212 | 1 212 | 188 | 3 596 | 72 | 12 |
| | FOOD STORES | | | | | | | | |
| 54 | TOTAL | 1 848 | 1 538 | 722 872 | 712 742 | 63 504 | 1 270 638 | 16 409 | 1 242 |
| 541 | GROCERY STORES, INCLUDING DELICATESSENS | 1 388 | 1 118 | 682 407 | 672 921 | 58 049 | 1 163 283 | 14 440 | 993 |
| 542 | MEAT MARKETS | 46 | 44 | 6 275 | 6 149 | 650 | 11 289 | 161 | 45 |
| | FISH (SEAFOOD) MARKETS | 10 | 8 | 846 | 798 | 55 | 1 001 | 20 | 11 |
| 543 | FRUIT STORES, VEGETABLE MARKETS | 52 | 26 | 2 290 | 1 978 | 180 | 3 238 | 59 | 52 |
| 544 | CANDY, NUT, CONFECTIONERY STORES | 96 | 90 | 4 484 | 4 390 | 616 | 10 483 | 234 | 20 |
| 545 | DAIRY PRODUCTS STORES | 141 | 141 | 16 859 | 16 819 | 1 526 | 31 035 | 618 | 15 |
| 546 | RETAIL BAKERIES | 90 | 86 | 7 234 | 7 210 | 2 058 | 43 381 | 757 | 88 |
| 5462 | RETAIL BAKERIES, MANUFACTURING | 81 | 79 | 6 964 | 6 948 | 1 998 | 41 692 | 732 | 77 |
| 5463 | RETAIL BAKERIES, NONMANUFACTURING | 9 | 7 | 270 | 262 | 60 | 1 689 | 25 | 11 |
| 549 | EGG AND POULTRY DEALERS | 12 | 12 | 1 311 | 1 311 | 132 | 2 434 | 43 | 12 |
| | OTHER | 13 | 13 | 1 166 | 1 166 | 238 | 4 494 | 77 | 6 |
| | AUTOMOTIVE DEALERS | | | | | | | | |
| 55 EX-554 | TOTAL | 529 | 463 | 606 564 | 604 908 | 60 780 | 1 159 050 | 9 731 | 226 |
| 551 | PASSENGER CAR DEALERS, FRANCHISEO | 172 | 172 | 524 010 | 524 010 | 50 854 | 965 209 | 7 737 | 30 |
| | DOMESTIC CAR DEALERS | 118 | 118 | 421 327 | 421 327 | 40 163 | 749 054 | 5 978 | 24 |
| | IMPORTED CAR DEALERS | 25 | 25 | 21 894 | 21 894 | 2 736 | 65 729 | 526 | 4 |
| | DOMESTIC AND IMPORTED CAR DEALERS | 29 | 29 | 80 789 | 80 789 | 7 955 | 150 426 | 1 233 | 2 |
| 552 | PASSENGER CAR DEALERS, NONFRANCHISEO | 143 | 105 | 33 787 | 32 587 | 2 719 | 58 792 | 547 | 93 |
| 553 | TIRE, BATTERY, ACCESSORY DEALERS | 139 | 125 | 30 855 | 30 627 | 5 259 | 99 833 | 1 051 | 60 |
| | HOME AND AUTO SUPPLY STORES | 17 | 17 | 4 813 | 4 813 | 594 | 12 311 | 162 | 5 |
| 559 | MISCELLANEOUS AIRCRAFT, MARINE, AUTOMOTIVE DEALERS | 58 | 44 | 13 099 | 12 871 | 1 354 | 22 905 | 234 | 38 |
| | AIRCRAFT, BOAT, MOTORCYCLE DEALERS | 34 | 22 | 7 255 | 7 083 | 871 | 14 297 | 139 | 29 |
| | HOUSEHOLD TRAILER DEALERS | 17 | 17 | 5 317 | 5 307 | 431 | 7 645 | 80 | 3 |
| | OTHER AUTOMOTIVE DEALERS | 7 | 5 | 527 | 481 | 52 | 963 | 15 | 6 |
| | GASOLINE SERVICE STATIONS | | | | | | | | |
| 55PT(554) | TOTAL | 1 300 | 1 238 | 204 183 | 202 191 | 22 865 | 458 698 | 7 118 | 1 275 |
| | APPAREL, ACCESSORY STORES | | | | | | | | |
| 56 | TOTAL | 961 | 871 | 203 184 | 201 046 | 30 870 | 580 393 | 8 636 | 517 |
| 561,567 | MEN'S, BOYS' APPAREL STORES, CUSTOM TAILORS | 237 | 213 | 46 632 | 46 106 | 7 059 | 134 049 | 1 625 | 147 |
| 561 | MEN'S, BOYS' CLOTHING AND FURNISHINGS STORES | 200 | 188 | 44 617 | 44 233 | 6 720 | 126 549 | 1 542 | 116 |
| 567 | CUSTOM TAILORS | 37 | 25 | 2 015 | 1 873 | 339 | 7 500 | 83 | 31 |
| 562-3,568 | WOMEN'S CLOTHING, SPECIALTY STORES | 355 | 327 | 82 725 | 82 253 | 12 772 | 239 294 | 4 025 | 211 |
| 562 | WOMEN'S READY-TO-WEAR STORES | 258 | 244 | 69 512 | 69 270 | 10 972 | 204 833 | 3 496 | 146 |
| 563,568 | WOMEN'S ACCESSORY, SPECIALTY STORES, FURRIERS | 97 | 83 | 13 213 | 12 983 | 1 800 | 34 461 | 529 | 65 |
| 563 | MILLINERY STORES | 21 | 19 | 1 105 | 1 081 | 187 | 3 333 | 69 | 14 |
| | CORSET, LINGERIE STORES | 11 | 9 | 1 169 | 1 115 | 175 | 3 148 | 51 | 7 |
| | HOSIERY STORES | 7 | 5 | 387 | (D) | (D) | (D) | (D) | (D) |
| | APPAREL, ACCESSORY, OTHER SPECIALTY STORES | 44 | 40 | 7 327 | 7 271 | 864 | 16 939 | 294 | 32 |
| 568 | FURRIERS, FUR SHOPS | 14 | 10 | 3 225 | (D) | (D) | (D) | (D) | (D) |
| 565 | FAMILY CLOTHING STORES | 77 | 53 | 21 558 | 20 850 | 3 806 | 71 946 | 1 042 | 56 |
| 566 | SHOE STORES | 234 | 228 | 45 540 | 45 280 | 6 583 | 121 968 | 1 673 | 57 |
| | MEN'S SHOE STORES | 20 | 20 | 1 934 | 1 934 | 259 | 4 850 | 59 | 1 |
| | WOMEN'S SHOE STORES | 64 | 64 | 13 225 | 13 225 | 2 105 | 41 991 | 517 | 9 |
| | CHILDREN'S, JUVENILES' SHOE STORES | 12 | 12 | 1 195 | 1 195 | 238 | 4 962 | 54 | 4 |
| | FAMILY SHOE STORES | 138 | 132 | 29 186 | 28 926 | 3 981 | 70 165 | 1 043 | 43 |
| 564 | CHILDREN'S, INFANTS' WEAR STORES | 48 | 46 | 6 504 | 6 412 | 627 | 12 678 | 265 | 35 |
| 569 | MISCELLANEOUS APPAREL, ACCESSORY STORES | 10 | 4 | 225 | 145 | 23 | 458 | 6 | 11 |

Standard Notes: - Represents zero. (D) Withheld to avoid disclosure. (NA) Not available. (X) Not applicable.
 *Nonstore retailers, part of SIC major group 53, are shown separately in this table.

TABLE 4. Standard Metropolitan Statistical Areas: 1963-Continued

| SIC code | Standard metropolitan statistical area and kind of business | Establishments | | Sales | | Payroll, entire year (\$1,000) | Payroll, workweek ended nearest Nov. 15 (dollars) | Paid employees, workweek ended nearest Nov. 15 (number) | Active proprietors of unincorporated businesses (number) |
|---|---|----------------|--------------|---------------------------|-----------------------------|--------------------------------|---|---|--|
| | | Total | With payroll | Total, all establishments | Establishments with payroll | | | | |
| | | (number) | (number) | (\$1,000) | (\$1,000) | | | | |
| WASHINGTON, D.C.-MD.-VA., SMSA-Continued | | | | | | | | | |
| FURNITURE, HOME FURNISHINGS, EQUIPMENT STORES | | | | | | | | | |
| S7 | TOTAL | 689 | 545 | 150 180 | 147 612 | 24 732 | 495 197 | 5 131 | 382 |
| S71 | FURNITURE, HOME FURNISHINGS STORES | 426 | 324 | 98 171 | 96 505 | 17 536 | 359 573 | 3 590 | 245 |
| S712 | FURNITURE STORES | 265 | 201 | 75 490 | 74 312 | 13 587 | 272 236 | 2 645 | 132 |
| S713 | FLOOR COVERING STORES | 55 | 49 | 13 710 | 13 584 | 2 352 | 51 102 | 465 | 19 |
| S714 | ORAPERY, CURTAIN, UPHOLSTERY STORES | 60 | 36 | 4 328 | 4 040 | 792 | 19 585 | 237 | 61 |
| S715 | CHINA, GLASSWARE, METALWARE STORES | 15 | 13 | 2 055 | 2 047 | 341 | 6 480 | 102 | 4 |
| S719 | MISCELLANEOUS HOME FURNISHINGS STORES | 31 | 25 | 2 598 | 2 520 | 464 | 10 170 | 141 | 29 |
| S72 | HOUSEHOLD APPLIANCE STORES | 103 | 79 | 19 144 | 18 670 | 2 490 | 47 695 | 499 | 51 |
| S732 | RADIO, TELEVISION STORES | 91 | 79 | 19 494 | 19 226 | 2 757 | 51 894 | 564 | 59 |
| S733 | MUSIC STORES | 69 | 63 | 13 371 | 13 213 | 1 949 | 36 035 | 478 | 27 |
| | RECORD SHOPS | 32 | 30 | 5 283 | 5 221 | 682 | 12 550 | 182 | 9 |
| | MUSICAL INSTRUMENT STORES | 37 | 33 | 8 088 | 7 992 | 1 267 | 23 485 | 296 | 18 |
| EATING, DRINKING PLACES | | | | | | | | | |
| S8 | TOTAL | 2 361 | 2 175 | 285 942 | 282 578 | 75 174 | 1 461 330 | 29 330 | 1 595 |
| S812 | EATING PLACES | 2 028 | 1 860 | 257 000 | 253 948 | 69 238 | 1 340 553 | 27 072 | 1 371 |
| | RESTAURANTS, LUNCHROOMS | 1 269 | 1 191 | 163 290 | 161 892 | 42 633 | 820 647 | 17 380 | 895 |
| | CAFETERIAS | 133 | 133 | 39 127 | 39 127 | 14 169 | 282 316 | 4 947 | 29 |
| | REFRESHMENT PLACES | 535 | 459 | 40 414 | 39 056 | 8 192 | 151 157 | 3 303 | 394 |
| | CATERERS | 91 | 77 | 14 169 | 13 873 | 4 244 | 86 433 | 1 442 | 53 |
| S813 | DRINKING PLACES (ALCOHOLIC BEVERAGES) | 333 | 315 | 28 942 | 28 630 | 5 936 | 120 777 | 2 258 | 224 |
| DRUG STORES, PROPRIETARY STORES | | | | | | | | | |
| S9PT(591) | TOTAL | 493 | 489 | 181 656 | 181 498 | 27 232 | 515 478 | 8 446 | 194 |
| S91 | DRUG STORES | 470 | 466 | 178 175 | 178 017 | 26 477 | 500 039 | 8 106 | 183 |
| | PROPRIETARY STORES | 23 | 23 | 3 481 | 3 481 | 755 | 15 439 | 340 | 11 |
| OTHER RETAIL STORES | | | | | | | | | |
| S9 EX.591 | TOTAL | 1 966 | 1 620 | 327 440 | 320 706 | 34 195 | 657 855 | 8 553 | 1 514 |
| S92 | LIQUOR STORES | 493 | 479 | 165 671 | 164 349 | 10 040 | 186 952 | 2 446 | 370 |
| S93 | ANTIQUA STORES, SECONOHANO STORES | 230 | 164 | 12 491 | 11 603 | 1 936 | 37 158 | 551 | 200 |
| S932 | ANTIQUA STORES | 87 | 37 | 3 519 | 2 851 | 472 | 8 522 | 115 | 89 |
| S933 | SECONOHANO STORES | 143 | 127 | 8 972 | 8 752 | 1 464 | 28 636 | 436 | 111 |
| S94 | BOOK, STATIONERY STORES | 82 | 70 | 9 329 | 9 163 | 1 342 | 26 945 | 410 | 50 |
| S942 | BOOK STORES | 52 | 44 | 6 333 | 6 217 | 831 | 16 800 | 276 | 31 |
| S943 | STATIONERY STORES | 30 | 26 | 2 996 | 2 946 | 511 | 10 145 | 134 | 19 |
| S95 | SPORTING GOODS STORES, BICYCLE SHOPS | 89 | 71 | 8 699 | 8 455 | 1 205 | 23 582 | 287 | 70 |
| S952 | SPORTING GOODS STORES | 80 | 64 | 8 241 | 8 019 | 1 154 | 22 362 | 268 | 59 |
| S953 | BICYCLE SHOPS | 9 | 7 | 458 | 436 | 51 | 1 220 | 19 | 11 |
| S962 | HAY, GRAIN, FEED STORES | 15 | 13 | 4 013 | 3 923 | 260 | 4 864 | 71 | 13 |
| S969 | OTHER FARM SUPPLY STORES | 2 | 2 | (0) | (0) | (0) | (0) | (0) | (0) |
| | GARDEN SUPPLY STORES | 10 | 10 | 2 391 | 2 391 | 385 | 6 993 | 75 | 6 |
| S97 | JEWELRY STORES | 176 | 132 | 19 497 | 18 625 | 3 018 | 57 933 | 695 | 117 |
| S98 | FUEL, ICE DEALERS | 71 | 59 | 32 317 | 32 129 | 4 492 | 87 957 | 887 | 43 |
| S982 | COAL AND WOOD DEALERS | 9 | 9 | 3 337 | 3 299 | 486 | 9 075 | 99 | 7 |
| | ICE DEALERS | 9 | 3 | (0) | (0) | (0) | (0) | (0) | (0) |
| S983 | FUEL OIL DEALERS | 50 | 44 | 27 263 | 27 177 | 3 683 | 72 674 | 722 | 28 |
| S984 | BOTTLED GAS DEALERS | 3 | 3 | (0) | (0) | (0) | (0) | (0) | (0) |
| S992 | FLORISTS | 153 | 127 | 16 944 | 16 612 | 2 952 | 54 549 | 791 | 138 |
| S993 | CIGAR STORES, STANOS | 20 | 20 | 1 486 | 1 478 | 174 | 3 132 | 58 | 13 |
| S994 | NEWS DEALERS, NEWSSTANOS | 92 | 52 | 7 324 | 6 400 | 679 | 14 439 | 242 | 78 |
| S996 | CAMERA, PHOTOGRAPHIC SUPPLY STORES | 39 | 39 | 8 810 | 8 810 | 1 038 | 18 315 | 226 | 14 |
| S997 | GIFT, NOVELTY, SOUVENIR SHOPS | 141 | 97 | 8 133 | 7 403 | 1 183 | 24 309 | 432 | 132 |
| S998 | OPTICAL GOODS STORES | 142 | 136 | 8 960 | 8 860 | 2 613 | 46 983 | 423 | 113 |
| S999 | TYPEWRITER STORES | 18 | 14 | 1 524 | 1 488 | 336 | 6 100 | 74 | 11 |
| | LUGGAGE, LEATHER GOODS STORES | 9 | 9 | 1 763 | 1 763 | 300 | 4 827 | 66 | 7 |
| | HOBBY, TOY, GAME SHOPS | 39 | 31 | 9 904 | 9 710 | 731 | 21 803 | 400 | 26 |
| | RELIGIOUS GOODS STORES | 13 | 9 | 1 074 | 1 056 | 177 | 3 021 | 34 | 11 |
| | PET SHOPS | 24 | 14 | 847 | 783 | 133 | 2 716 | 43 | 20 |
| | OTHER | 108 | 72 | (0) | (0) | (0) | (0) | (0) | (0) |
| NONSTORE RETAILERS* | | | | | | | | | |
| S3 PART* | TOTAL | 506 | 152 | 65 232 | 61 404 | 9 916 | 184 454 | 2 056 | 426 |
| S32 | MAIL-ORDER HOUSES | 33 | 23 | 7 831 | 7 783 | 736 | 14 346 | 208 | 18 |
| S34 | MERCHANDISE VENDING MACHINE OPERATORS | 68 | 32 | 27 349 | 26 817 | 3 517 | 75 791 | 822 | 49 |
| S35 | DIRRECT SELLING (HOUSE-TO-HOUSE) ORGANIZATIONS | 405 | 97 | 30 052 | 26 804 | 5 663 | 94 317 | 1 026 | 359 |
| WILMINGTON, DEL.-N.J.-MD., SMSA | | | | | | | | | |
| Data for this Standard Metropolitan Statistical Area will be presented in Volume II, Part I, Chapter 9. | | | | | | | | | |

Standard Notes: - Represents zero. (D) Withheld to avoid disclosure. (NA) Not available. (X) Not applicable.
 *Nonstore retailers, part of SIC major group 53, are shown separately in this table.

TABLE 5. Counties With 500 Establishments or More: 1963

| SIC code | County and kind of business | Establishments | | Sales | | Payroll, entire year (\$1,000) | Payroll, workweek ended nearest Nov. 15 (dollars) | Paid employees, workweek ended nearest Nov. 15 (number) | Active proprietors of unincorporated businesses (number) |
|------------------------|--|----------------|-----------------------|-------------------------------------|---------------------------------------|--------------------------------|---|---|--|
| | | Total (number) | With payroll (number) | Total, all establishments (\$1,000) | Establishments with payroll (\$1,000) | | | | |
| <u>ALLEGANY COUNTY</u> | | | | | | | | | |
| | RETAIL TRADE, TOTAL | 869 | 639 | 114 241 | 109 671 | 12 537 | 249 849 | 4 132 | 808 |
| | LUMBER, BUILDING MATERIALS, HARDWARE, FARM EQUIPMENT DEALERS | | | | | | | | |
| 52 | TOTAL | 35 | 27 | 5 794 | 5 662 | 665 | 13 982 | 197 | 20 |
| 521 | LUMBER AND OTHER BUILDING MATERIALS DEALERS | 10 | 10 | 3 832 | 3 832 | 398 | 7 947 | 119 | 4 |
| 522-524 | HEATING, PLUMBING, PAINT, ELECTRICAL STORES | 14 | 8 | 995 | 891 | 151 | 3 359 | 38 | 9 |
| 5251 | HARDWARE STORES | 10 | 8 | (0) | (0) | (0) | (D) | (0) | (0) |
| 5252 | FARM EQUIPMENT DEALERS | 1 | 1 | (D) | (D) | (D) | (D) | (D) | (D) |
| | GENERAL MERCHANDISE GROUP STORES* | | | | | | | | |
| 53 PART* | TOTAL | 34 | 32 | 17 371 | 17 317 | 2 669 | 55 846 | 961 | 24 |
| 531 | DEPARTMENT STORES | 3 | 3 | 8 777 | 8 777 | 1 536 | 34 475 | 502 | - |
| 533 | LIMITED PRICE VARIETY STORES | 15 | 15 | 4 956 | 4 956 | 721 | 14 644 | 344 | 10 |
| 539 | MISCELLANEOUS GENERAL MERCHANDISE STORES | 16 | 14 | 3 638 | 3 584 | 412 | 6 727 | 115 | 14 |
| | FOOD STORES | | | | | | | | |
| 54 | TOTAL | 191 | 113 | 32 141 | 30 363 | 2 429 | 49 677 | 709 | 188 |
| 541 | GROCERY STORES, INCLUDING DELICATESSENS | 155 | 87 | 30 552 | 28 968 | 2 200 | 44 671 | 609 | 151 |
| 542 | MEAT MARKETS, FISH (SEAFOOD) MARKETS | 4 | 4 | 385 | 385 | 40 | 1 467 | 23 | 5 |
| 543 | FRUIT STORES, VEGETABLE MARKETS | 3 | 3 | 303 | 303 | 29 | 612 | 12 | 4 |
| 544 | CANOE, NUT, CONFECTIONERY STORES | 17 | 9 | 369 | 197 | 29 | 560 | 20 | 18 |
| 545-549 | OTHER FOOD STORES | 12 | 10 | 532 | 510 | 131 | 2 367 | 45 | 10 |
| | AUTOMOTIVE DEALERS | | | | | | | | |
| 55 EX-554 | TOTAL | 65 | 55 | 18 994 | 18 704 | 1 856 | 35 471 | 441 | 61 |
| | GASOLINE SERVICE STATIONS | | | | | | | | |
| 55PT(554) | TOTAL | 105 | 77 | 8 216 | 7 382 | 577 | 10 961 | 223 | 111 |
| | APPAREL, ACCESSORY STORES | | | | | | | | |
| 56 | TOTAL | 59 | 55 | 8 948 | 8 876 | 1 065 | 19 512 | 376 | 35 |
| 561,567 | MEN'S, BOYS' APPAREL STORES, CUSTOM TAILORS | 14 | 12 | 2 074 | 2 026 | 291 | 4 762 | 79 | 12 |
| 562-3,568 | WOMEN'S CLOTHING, SPECIALTY STORES | 16 | 16 | 3 761 | 3 761 | 323 | 6 458 | 138 | 6 |
| 562 | WOMEN'S READY-TO-WEAR STORES | 12 | 12 | 3 494 | 3 494 | 287 | 5 845 | 115 | 5 |
| 563,568 | WOMEN'S ACCESSORY, SPECIALTY STORES, FURRIERS | 4 | 4 | 267 | 267 | 36 | 613 | 23 | 1 |
| 565 | FAMILY CLOTHING STORES | 4 | 4 | 431 | 431 | 67 | 1 229 | 29 | 1 |
| 566 | SHOE STORES | 16 | 16 | 1 871 | 1 871 | 304 | 5 552 | 97 | 8 |
| 564,569 | OTHER APPAREL, ACCESSORY STORES | 9 | 7 | 811 | 787 | 80 | 1 511 | 33 | 8 |
| | FURNITURE, HOME FURNISHINGS, EQUIPMENT STORES | | | | | | | | |
| 57 | TOTAL | 41 | 35 | 4 745 | 4 699 | 876 | 16 382 | 212 | 29 |
| 571 | FURNITURE, HOME FURNISHINGS STORES | 21 | 19 | 2 938 | 2 932 | 469 | 8 949 | 125 | 17 |
| 572,573 | HOUSEHOLD APPLIANCE, RADIO, TELEVISION, MUSIC STORES | 20 | 16 | 1 807 | 1 767 | 407 | 7 433 | 87 | 12 |
| | EATING, DRINKING PLACES | | | | | | | | |
| 58 | TOTAL | 191 | 135 | 5 868 | 5 342 | 876 | 16 985 | 526 | 192 |
| 5812 | EATING PLACES | 99 | 87 | 3 751 | 3 647 | 650 | 12 873 | 422 | 107 |
| 5813 | DRINKING PLACES (ALCOHOLIC BEVERAGES) | 92 | 48 | 2 117 | 1 695 | 226 | 4 112 | 104 | 85 |
| | DRUG STORES, PROPRIETARY STORES | | | | | | | | |
| 59PT(591) | TOTAL | 25 | 25 | 4 000 | 4 000 | 622 | 13 167 | 191 | 16 |
| 591 | DRUG STORES | 21 | 21 | 3 797 | 3 797 | 602 | 12 794 | 175 | 11 |
| | PROPRIETARY STORES | 4 | 4 | 203 | 203 | 20 | 373 | 16 | 5 |
| | OTHER RETAIL STORES | | | | | | | | |
| 59 EX-591 | TOTAL | 108 | 78 | 7 200 | 6 400 | 679 | 13 720 | 238 | 118 |
| 592 | LIGUOR STORES | 29 | 21 | 3 060 | 2 548 | 188 | 3 258 | 64 | 29 |
| 593 | ANTIQUA STORES, SECONOHAND STORES | 5 | 3 | 204 | (D) | (D) | (D) | (D) | (D) |
| 594 | BOOK, STATIONERY STORES | 4 | 4 | 199 | 199 | 13 | 223 | 7 | 4 |
| 595 | SPORTING GOODS STORES, BICYCLE SHOPS | 9 | 3 | 315 | 235 | 32 | 620 | 11 | 9 |
| 596 | FARM, GARDEN SUPPLY STORES, INCLUDING FEEO STORES | 3 | 3 | 773 | 773 | 41 | 569 | 9 | 3 |
| 597 | JEWELRY STORES | 12 | 10 | 970 | 928 | 158 | 4 280 | 47 | 13 |
| 598 | FUEL, ICE DEALERS | 7 | 5 | 408 | 398 | 60 | 1 271 | 22 | 7 |
| 599 | OTHER STORES | 39 | 29 | 1 271 | (0) | (D) | (0) | (0) | (D) |
| 53 PART* | TOTAL | 15 | 7 | 964 | 926 | 223 | 4 146 | 58 | 14 |

Standard Notes: - Represents zero. (D) Withheld to avoid disclosure. (NA) Not available. (X) Not applicable.
 *Nonstore retailers, part of SIC major group 53, are shown separately in this table.

TABLE 5. Counties With 500 Establishments or More: 1963-Continued

| SIC code | County and kind of business | Establishments | | Sales | | Payroll, entire year (\$1,000) | Payroll, workweek ended nearest Nov. 15 (dollars) | Paid employees, workweek ended nearest Nov. 15 (number) | Active proprietors of unincorporated businesses (number) |
|--|--|----------------|-----------------------|-------------------------------------|---------------------------------------|--------------------------------|---|---|--|
| | | Total (number) | With payroll (number) | Total, all establishments (\$1,000) | Establishments with payroll (\$1,000) | | | | |
| ANNE ARUNDEL COUNTY | | | | | | | | | |
| | RETAIL TRADE, TOTAL | 1 398 | 1 086 | 267 644 | 259 974 | 32 096 | 621 644 | 10 001 | 1 114 |
| | LUMBER, BUILDING MATERIALS, HARWARE, FARM EQUIPMENT DEALERS | | | | | | | | |
| 52 | TOTAL | 57 | 43 | 10 549 | 10 229 | 1 480 | 27 447 | 342 | 35 |
| 521 | LUMBER AND OTHER BUILDING MATERIALS DEALERS | 21 | 19 | 6 623 | 6 617 | 993 | 17 970 | 205 | 7 |
| 522-524 | HEATING, PLUMBING, PAINT, ELECTRICAL STORES | 4 | 4 | (0) | (0) | (0) | (0) | (0) | (0) |
| 5251 | HARWARE STORES | 29 | 17 | 2 599 | 2 285 | 306 | 6 792 | 106 | 27 |
| 5252 | FARM EQUIPMENT DEALERS | 3 | 3 | (0) | (0) | (0) | (0) | (0) | (0) |
| GENERAL MERCHANOISE GROUP STORES* | | | | | | | | | |
| 53 PART* | TOTAL | 50 | 44 | 50 523 | 50 493 | 7 026 | 141 058 | 2 539 | 17 |
| 531 | DEPARTMENT STORES | 5 | 5 | 33 788 | 33 788 | 4 643 | 96 819 | 1 604 | - |
| 533 | LIMITED PRICE VARIETY STORES | 18 | 16 | 8 368 | 8 356 | 1 334 | 24 537 | 602 | 5 |
| 539 | MISCELLANEOUS GENERAL MERCHANOISE STORES | 27 | 23 | 8 367 | 8 349 | 1 049 | 19 702 | 333 | 12 |
| FOOD STORES | | | | | | | | | |
| 54 | TOTAL | 240 | 152 | 63 082 | 60 444 | 4 900 | 91 812 | 1 392 | 202 |
| 541 | GROCERY STORES, INCLUDING DELICATESSENS | 171 | 111 | 59 273 | 57 101 | 4 499 | 83 713 | 1 209 | 147 |
| 542 | MEAT MARKETS, FISH (SEAFOOD) MARKETS | 14 | 4 | 850 | 688 | 77 | 1 674 | 29 | 16 |
| 543 | FRUIT STORES, VEGETABLE MARKETS | 12 | 4 | 361 | 211 | 11 | 223 | 5 | 12 |
| 544 | CANDY, NUT, CONFECTIONERY STORES | 8 | 2 | 168 | (0) | (0) | (0) | (0) | (0) |
| 545-549 | OTHER FOOD STORES | 35 | 31 | 2 430 | (0) | (0) | (0) | (0) | (0) |
| AUTOMOTIVE DEALERS | | | | | | | | | |
| 55 EX-554 | TOTAL | 79 | 65 | 45 807 | 45 429 | 4 158 | 76 963 | 749 | 46 |
| GASOLINE SERVICE STATIONS | | | | | | | | | |
| 55PT(554) | TOTAL | 204 | 186 | 20 649 | 19 837 | 1 829 | 36 674 | 635 | 208 |
| APPAREL, ACCESSORY STORES | | | | | | | | | |
| 56 | TOTAL | 77 | 73 | 10 317 | 10 227 | 1 486 | 27 866 | 494 | 43 |
| 561,567 | MEN'S, BOYS' APPAREL STORES, CUSTOM TAILORS | 13 | 11 | 1 716 | (0) | (0) | (0) | (0) | (0) |
| 562-3,568 | WOMEN'S CLOTHING, SPECIALTY STORES | 31 | 31 | 4 126 | 4 126 | 537 | 9 599 | 189 | 14 |
| 562 | WOMEN'S READY-TO-WEAR STORES | 19 | 19 | 3 162 | 3 162 | 417 | 7 702 | 146 | 9 |
| 563,568 | WOMEN'S ACCESSORY, SPECIALTY STORES, FURRIERS | 12 | 12 | 964 | 964 | 120 | 1 897 | 43 | 5 |
| 565 | FAMILY CLOTHING STORES | 9 | 9 | 2 106 | 2 106 | 385 | 7 875 | 133 | 3 |
| 566 | SHOE STORES | 18 | 18 | 2 063 | 2 063 | 244 | 4 442 | 82 | 10 |
| 564,569 | OTHER APPAREL, ACCESSORY STORES | 6 | 4 | 306 | (0) | (0) | (0) | (0) | (0) |
| FURNITURE, HOME FURNISHINGS, EQUIPMENT STORES | | | | | | | | | |
| 57 | TOTAL | 56 | 42 | 7 098 | 6 616 | 948 | 17 899 | 216 | 34 |
| 571 | FURNITURE, HOME FURNISHINGS STORES | 31 | 23 | 4 161 | 4 101 | 529 | 10 503 | 127 | 21 |
| 572,573 | HOUSEHOLD APPLIANCE, RADIO, TELEVISION, MUSIC STORES | 25 | 19 | 2 937 | 2 515 | 419 | 7 396 | 89 | 13 |
| EATING, DRINKING PLACES | | | | | | | | | |
| 58 | TOTAL | 341 | 287 | 25 462 | 24 520 | 5 765 | 110 949 | 2 320 | 282 |
| 5812 | EATING PLACES | 191 | 165 | 17 856 | 17 476 | 4 658 | 89 429 | 1 865 | 150 |
| 5813 | DRINKING PLACES (ALCOHOLIC BEVERAGES) | 150 | 122 | 7 606 | 7 044 | 1 107 | 21 520 | 455 | 132 |
| DRUG STORES, PROPRIETARY STORES | | | | | | | | | |
| 59PT(591) | TOTAL | 54 | 52 | 10 578 | 10 500 | 1 585 | 32 147 | 593 | 29 |
| 591 | DRUG STORES | 48 | 48 | 10 256 | 10 256 | 1 557 | 31 325 | 577 | 23 |
| | PROPRIETARY STORES | 6 | 4 | 322 | 244 | 28 | 822 | 16 | 6 |
| OTHER RETAIL STORES | | | | | | | | | |
| 59 EX-591 | TOTAL | 172 | 128 | 17 829 | 17 187 | 2 086 | 39 909 | 570 | 153 |
| 592 | LIQUOR STORES | 39 | 35 | 7 061 | 6 973 | 543 | 10 289 | 179 | 32 |
| 593 | ANTIQUA STORES, SECONHAND STORES | 13 | 7 | 275 | 239 | 48 | 915 | 14 | 14 |
| 594 | BOOK, STATIONERY STORES | 8 | 8 | 337 | 337 | 49 | 938 | 23 | 9 |
| 595 | SPORTING GOODS STORES, BICYCLE SHOPS | 12 | 10 | 1 093 | 1 077 | 111 | 2 328 | 26 | 13 |
| 596 | FARM, GARDEN SUPPLY STORES, INCLUDING FEED STORES | 5 | 3 | 675 | (0) | (0) | (0) | (0) | (0) |
| 597 | JEWELRY STORES | 15 | 13 | 1 181 | 1 159 | 183 | 2 766 | 45 | 12 |
| 598 | FUEL, ICE DEALERS | 21 | 15 | 4 965 | 4 861 | 717 | 14 612 | 166 | 13 |
| 599 | OTHER STORES | 59 | 37 | 2 242 | (0) | (0) | (0) | (0) | (0) |
| NONSTORE RETAILERS* | | | | | | | | | |
| 53 PART* | TOTAL | 68 | 14 | 5 750 | 4 492 | 833 | 18 920 | 151 | 65 |

Standard Notes: - Represents zero. (D) Withheld to avoid disclosure. (NA) Not available. (X) Not applicable.
 *Nonstore retailers, part of SIC major group 53, are shown separately in this table.

TABLE 5. Counties With 500 Establishments or More: 1963-Continued

| SIC code | County and kind of business | Establishments | | Sales | | Payroll, entire year (\$1,000) | Payroll, workweek ended nearest Nov. 15 (dollars) | Paid employees, workweek ended nearest Nov. 15 (number) | Active proprietors of unincorporated businesses (number) |
|-------------------------|--|----------------|-----------------------|-------------------------------------|---------------------------------------|--------------------------------|---|---|--|
| | | Total (number) | With payroll (number) | Total, all establishments (\$1,000) | Establishments with payroll (\$1,000) | | | | |
| BALTIMORE COUNTY | | | | | | | | | |
| | RETAIL TRADE, TOTAL | 2 800 | 2 218 | 577 992 | 565 150 | 67 566 | 1 318 368 | 22 562 | 2 191 |
| | LUMBER, BUILDING MATERIALS, HARDWARE, FARM EQUIPMENT DEALERS | | | | | | | | |
| | TOTAL | 117 | 87 | 20 774 | 19 820 | 2 819 | 50 478 | 644 | 84 |
| 52 | LUMBER AND OTHER BUILDING MATERIALS DEALERS | 41 | 27 | 11 591 | 11 159 | 1 589 | 28 137 | 317 | 27 |
| 522-524 | HEATING, PLUMBING, PAINT, ELECTRICAL STORES | 13 | 11 | 543 | 501 | 102 | 2 082 | 23 | 3 |
| 5251 | HARDWARE STORES | 55 | 41 | 6 712 | 6 232 | 924 | 16 926 | 269 | 49 |
| 5252 | FARM EQUIPMENT DEALERS | 8 | 8 | 1 528 | 1 928 | 204 | 3 333 | 35 | 5 |
| | GENERAL MERCHANDISE GROUP STORES* | | | | | | | | |
| | TOTAL | 96 | 84 | 94 230 | 93 994 | 11 178 | 228 641 | 5 409 | 49 |
| 53 PART* | DEPARTMENT STORES | 10 | 10 | 72 769 | 72 769 | 8 402 | 171 522 | 4 060 | - |
| 533 | LIMITED PRICE VARIETY STORES | 32 | 30 | 12 888 | 12 828 | 1 886 | 34 810 | 995 | 11 |
| 539 | MISCELLANEOUS GENERAL MERCHANDISE STORES | 54 | 44 | 8 573 | 8 397 | 890 | 22 309 | 354 | 38 |
| | FOOD STORES | | | | | | | | |
| | TOTAL | 436 | 330 | 163 966 | 160 226 | 13 714 | 268 506 | 3 952 | 321 |
| 54 | GROCERY STORES, INCLUDING DELICATESSENS | 289 | 215 | 154 098 | 151 080 | 12 310 | 241 236 | 3 387 | 214 |
| 542 | MEAT MARKETS, FISH (SEAFOOD) MARKETS | 14 | 8 | 1 219 | 1 103 | 128 | 2 205 | 42 | 16 |
| 543 | FRUIT STORES, VEGETABLE MARKETS | 11 | 7 | 573 | 535 | 25 | 589 | 9 | 13 |
| 544 | CANDY, NUT, CONFECTIONERY STORES | 24 | 14 | 455 | 307 | 50 | 957 | 30 | 15 |
| 545-549 | OTHER FOOD STORES | 98 | 86 | 7 621 | 7 201 | 1 201 | 23 519 | 484 | 63 |
| | AUTOMOTIVE DEALERS | | | | | | | | |
| 55 EX-554 | TOTAL | 143 | 115 | 81 592 | 81 098 | 8 357 | 147 853 | 1 456 | 91 |
| | GASOLINE SERVICE STATIONS | | | | | | | | |
| 55PT(554) | TOTAL | 405 | 379 | 45 850 | 44 762 | 4 172 | 82 928 | 1 413 | 423 |
| | APPAREL, ACCESSORY STORES | | | | | | | | |
| | TOTAL | 176 | 164 | 28 842 | 28 702 | 4 073 | 74 955 | 1 478 | 72 |
| 561,567 | MEN'S, BOYS' APPAREL STORES, CUSTOM TAILORS | 34 | 30 | 5 401 | 5 353 | 847 | 15 674 | 236 | 17 |
| 562-3,568 | WOMEN'S CLOTHING, SPECIALTY STORES | 61 | 57 | 12 728 | 12 672 | 1 876 | 34 479 | 768 | 29 |
| 562 | WOMEN'S READY-TO-WEAR STORES | 45 | 43 | 11 592 | 11 570 | 1 713 | 31 279 | 709 | 21 |
| 563,568 | WOMEN'S ACCESSORY, SPECIALTY STORES, FURRIERS | 16 | 14 | 1 136 | 1 102 | 163 | 3 200 | 59 | 8 |
| 565 | FAMILY CLOTHING STORES | 16 | 12 | 2 326 | 2 290 | 282 | 5 454 | 107 | 8 |
| 566 | SHOE STORES | 50 | 50 | 5 995 | 5 995 | 860 | 15 216 | 270 | 7 |
| 564,569 | OTHER APPAREL, ACCESSORY STORES | 15 | 15 | 2 392 | 2 392 | 208 | 4 132 | 97 | 11 |
| | FURNITURE, HOME FURNISHINGS, EQUIPMENT STORES | | | | | | | | |
| | TOTAL | 146 | 104 | 17 930 | 17 384 | 2 301 | 47 832 | 557 | 86 |
| 571 | FURNITURE, HOME FURNISHINGS STORES | 88 | 64 | 11 763 | 11 507 | 1 577 | 34 164 | 396 | 51 |
| 572,573 | HOUSEHOLD APPLIANCE, RADIO, TELEVISION, MUSIC STORES | 58 | 40 | 6 167 | 5 877 | 724 | 13 668 | 161 | 35 |
| | EATING, DRINKING PLACES | | | | | | | | |
| | TOTAL | 566 | 514 | 48 902 | 48 042 | 10 535 | 207 252 | 4 493 | 446 |
| 5812 | EATING PLACES | 337 | 305 | 31 327 | 31 065 | 7 754 | 153 413 | 3 448 | 257 |
| 5813 | DRINKING PLACES (ALCOHOLIC BEVERAGES) | 229 | 209 | 17 575 | 16 977 | 2 781 | 53 839 | 1 045 | 189 |
| | DRUG STORES, PROPRIETARY STORES | | | | | | | | |
| | TOTAL | 114 | 112 | 27 344 | 27 272 | 3 983 | 77 274 | 1 461 | 69 |
| 59PT(591) | DRUG STORES | 112 | 110 | (D) | (D) | (D) | (D) | (D) | (D) |
| 591 | PROPRIETARY STORES | 2 | 2 | (D) | (D) | (D) | (D) | (D) | (D) |
| | OTHER RETAIL STORES | | | | | | | | |
| | TOTAL | 385 | 279 | 35 123 | 32 525 | 3 988 | 80 381 | 1 208 | 343 |
| 59 EX-591 | LIQUOR STORES | 103 | 87 | 14 303 | 13 335 | 1 144 | 21 938 | 372 | 83 |
| 593 | ANTIQUITY STORES, SECONHAND STORES | 27 | 17 | 836 | 736 | 151 | 2 935 | 57 | 27 |
| 594 | BOOK, STATIONERY STORES | 10 | 10 | 703 | 703 | 74 | 1 540 | 40 | 11 |
| 595 | SPORTING GOODS STORES, BICYCLE SHOPS | 26 | 16 | 1 681 | 1 337 | 140 | 2 502 | 42 | 28 |
| 596 | FARM, GARDEN SUPPLY STORES, INCLUDING FEED STORES | 12 | 6 | 1 096 | 876 | 101 | 1 765 | 25 | 16 |
| 597 | JEWELRY STORES | 26 | 16 | 2 101 | 1 945 | 313 | 7 759 | 97 | 18 |
| 598 | FUEL, ICE DEALERS | 44 | 30 | 7 407 | 7 169 | 1 020 | 20 649 | 227 | 33 |
| 599 | OTHER STORES | 137 | 97 | 6 996 | 6 424 | 1 045 | 21 293 | 348 | 127 |
| | NONSTORE RETAILERS* | | | | | | | | |
| 53 PART* | TOTAL | 216 | 50 | 13 439 | 11 325 | 2 446 | 52 268 | 491 | 207 |

Standard Notes: - Represents zero. (D) Withheld to avoid disclosure. (NA) Not available. (X) Not applicable.
 *Nonstore retailers, part of SIC major group 53, are shown separately in this table.

TABLE 5. Counties With 500 Establishments or More: 1963-Continued

| SIC code | County and kind of business | Establishments | | Sales | | Payroll, entire year (\$1,000) | Payroll, workweek ended nearest Nov. 15 (dollars) | Paid employees, workweek ended nearest Nov. 15 (number) | Active proprietors of unincorporated businesses (number) |
|------------|--|----------------|-----------------------|-------------------------------------|---------------------------------------|--------------------------------|---|---|--|
| | | Total (number) | With payroll (number) | Total, all establishments (\$1,000) | Establishments with payroll (\$1,000) | | | | |
| | <u>CARROLL COUNTY</u> | | | | | | | | |
| | RETAIL TRADE, TOTAL | 588 | 348 | 64 482 | 59 640 | 6 317 | 121 213 | 1 989 | 519 |
| | LUMBER, BUILDING MATERIALS, HARDWARE, FARM EQUIPMENT DEALERS | | | | | | | | |
| | TOTAL | 39 | 29 | 6 410 | 5 996 | 751 | 13 312 | 196 | 29 |
| S2 | LUMBER AND OTHER BUILDING MATERIALS DEALERS | 8 | 8 | 2 816 | 2 816 | 347 | 6 005 | 95 | 3 |
| S22-S24 | HEATING, PLUMBING, PAINT, ELECTRICAL STORES | 6 | 4 | 180 | 144 | 34 | 891 | 8 | 3 |
| S251 | HARDWARE STORES | 17 | 9 | 1 098 | 720 | 127 | 2 437 | 33 | 14 |
| S252 | FARM EQUIPMENT DEALERS | 8 | 8 | 2 316 | 2 316 | 243 | 3 979 | 60 | 9 |
| | GENERAL MERCHANDISE GROUP STORES* | | | | | | | | |
| | TOTAL | 18 | 12 | 2 811 | 2 691 | 338 | 5 900 | 139 | 15 |
| S3 PART* | DEPARTMENT STORES | - | - | - | - | - | - | - | - |
| S31 | LIMITED PRICE VARIETY STORES | 6 | 6 | 1 331 | 1 331 | 179 | 2 910 | 73 | 5 |
| S33 | MISCELLANEOUS GENERAL MERCHANDISE STORES | 12 | 6 | 1 480 | 1 360 | 156 | 2 990 | 66 | 10 |
| | FOOD STORES | | | | | | | | |
| | TOTAL | 109 | 41 | 16 039 | 14 157 | 1 166 | 23 723 | 353 | 101 |
| S4 | GROCERY STORES, INCLUDING DELICATESSENS | 78 | 30 | 15 067 | 13 425 | 1 096 | 22 441 | 323 | 71 |
| S41 | MEAT MARKETS, FISH (SEAFOOD) MARKETS | 3 | 1 | 207 | (0) | (0) | (0) | (0) | (0) |
| S42 | FRUIT STORES, VEGETABLE MARKETS | 5 | 1 | 150 | (0) | (0) | (0) | (0) | (0) |
| S43 | CANDY, NUT, CONFECTIONERY STORES | 3 | 1 | 54 | (0) | (0) | (0) | (0) | (0) |
| S44 | OTHER FOOD STORES | 20 | 8 | 561 | 471 | 57 | 1 132 | 22 | 19 |
| | AUTOMOTIVE DEALERS | | | | | | | | |
| | TOTAL | 37 | 31 | 12 235 | 12 085 | 1 227 | 23 899 | 323 | 24 |
| SS EX.S54 | GASOLINE SERVICE STATIONS | | | | | | | | |
| | TOTAL | 74 | 56 | 5 578 | 5 032 | 409 | 7 938 | 151 | 82 |
| | APPAREL, ACCESSORY STORES | | | | | | | | |
| | TOTAL | 16 | 16 | 2 158 | 2 158 | 286 | 5 090 | 97 | 8 |
| S6 | MEN'S, BOYS' APPAREL STORES, CUSTOM TAILORS | 4 | 4 | 746 | 746 | 104 | 1 661 | 26 | 3 |
| S61-S67 | WOMEN'S CLOTHING, SPECIALTY STORES | 3 | 3 | 314 | 314 | 60 | 1 039 | 23 | - |
| S62-3, S68 | WOMEN'S READY-TO-WEAR STORES | 2 | 2 | (0) | (0) | (0) | (0) | (0) | (0) |
| S62 | WOMEN'S ACCESSORY, SPECIALTY STORES, FURRIERS | 1 | 1 | (0) | (0) | (0) | (0) | (0) | (0) |
| S63-S68 | FAMILY CLOTHING STORES | 5 | 5 | 844 | 844 | 91 | 1 817 | 34 | 2 |
| S65 | SHOE STORES | 3 | 3 | (0) | (0) | (0) | (0) | (0) | (0) |
| S66 | OTHER APPAREL, ACCESSORY STORES | 1 | 1 | (0) | (0) | (0) | (0) | (0) | (0) |
| S64-S69 | FURNITURE, HOME FURNISHINGS, EQUIPMENT STORES | | | | | | | | |
| | TOTAL | 29 | 27 | 2 347 | 2 335 | 316 | 6 073 | 86 | 22 |
| S7 | FURNITURE, HOME FURNISHINGS STORES | 15 | 13 | 1 443 | 1 431 | 166 | 3 005 | 42 | 14 |
| S71 | HOUSEHOLD APPLIANCE, RADIO, TELEVISION, MUSIC STORES | 14 | 14 | 904 | 904 | 150 | 3 068 | 44 | 8 |
| S72-S73 | EATING, DRINKING PLACES | | | | | | | | |
| | TOTAL | 73 | 57 | 2 923 | 2 661 | 497 | 9 195 | 234 | 66 |
| S8 | EATING PLACES | 47 | 39 | 1 984 | 1 904 | 404 | 7 354 | 184 | 44 |
| S812 | DRINKING PLACES (ALCOHOLIC BEVERAGES) | 26 | 18 | 939 | 757 | 93 | 1 841 | 50 | 22 |
| S813 | DRUG STORES, PROPRIETARY STORES | | | | | | | | |
| | TOTAL | 12 | 12 | 2 040 | 2 040 | 271 | 5 076 | 110 | 8 |
| S9 PT(S91) | DRUG STORES | 11 | 11 | (0) | (0) | (0) | (0) | (0) | (0) |
| S91 | PROPRIETARY STORES | 1 | 1 | (0) | (0) | (0) | (0) | (0) | (0) |
| | OTHER RETAIL STORES | | | | | | | | |
| | TOTAL | 85 | 55 | 9 451 | 9 145 | 943 | 18 950 | 265 | 70 |
| S9 EX.S91 | LIQUOR STORES | 7 | 7 | 429 | 429 | 30 | 710 | 16 | 7 |
| S92 | ANTIQUA STORES, SECONOHANO STORES | 15 | 5 | 396 | 298 | 58 | 1 344 | 23 | 15 |
| S93 | BOOK, STATIONERY STORES | 2 | 2 | (0) | (0) | (0) | (0) | (0) | (0) |
| S94 | SPORTING GOODS STORES, BICYCLE SHOPS | 3 | 1 | (0) | (0) | (0) | (0) | (0) | (0) |
| S95 | FARM, GARDEN SUPPLY STORES, INCLUDING FEEO STORES | 23 | 21 | 5 865 | 5 857 | 542 | 10 172 | 139 | 13 |
| S96 | JEWELRY STORES | 6 | 4 | 324 | 278 | 50 | 917 | 13 | 4 |
| S97 | FUEL, ICE DEALERS | 11 | 7 | 1 953 | 1 929 | 203 | 4 757 | 49 | 7 |
| S98 | OTHER STORES | 18 | 8 | 348 | 270 | 52 | 938 | 18 | 19 |
| S99 | NONSTORE RETAILERS* | | | | | | | | |
| | TOTAL | 96 | 12 | 2 490 | 1 340 | 116 | 2 057 | 35 | 94 |

Standard Notes: - Represents zero. (D) Withheld to avoid disclosure. (NA) Not available. (X) Not applicable.
 *Nonstore retailers, part of SIC major group 53, are shown separately in this table.

TABLE 5. Counties With 500 Establishments or More: 1963-Continued

| SIC code | County and kind of business | Establishments | | Sales | | Payroll, entire year (\$1,000) | Payroll, workweek ended nearest Nov. 15 (dollars) | Paid employees, workweek ended nearest Nov. 15 (number) | Active proprietors of unincorporated businesses (number) |
|-------------------------|--|----------------|-----------------------|-------------------------------------|---------------------------------------|--------------------------------|---|---|--|
| | | Total (number) | With payroll (number) | Total, all establishments (\$1,000) | Establishments with payroll (\$1,000) | | | | |
| FREDERICK COUNTY | | | | | | | | | |
| | RETAIL TRADE, TOTAL | 673 | 515 | 92 751 | 88 523 | 9 911 | 188 884 | 3 169 | 597 |
| | LUMBER, BUILDING MATERIALS, HARDWARE, FARM EQUIPMENT DEALERS | | | | | | | | |
| 52 | TOTAL | 33 | 31 | 10 737 | 10 711 | 1 104 | 21 567 | 278 | 29 |
| 521 | LUMBER AND OTHER BUILDING MATERIALS DEALERS | 8 | 8 | 5 862 | 5 860 | 614 | 11 891 | 150 | 1 |
| 522-524 | HEATING, PLUMBING, PAINT, ELECTRICAL STORES | 4 | 2 | (D) | (O) | (O) | (O) | (O) | (D) |
| 5251 | HARDWARE STORES | 10 | 10 | (O) | (O) | (D) | (D) | (D) | (D) |
| 5252 | FARM EQUIPMENT DEALERS | 11 | 11 | 3 571 | 3 571 | 354 | 7 188 | 85 | 11 |
| | GENERAL MERCHANDISE GROUP STORES* | | | | | | | | |
| 53 PART* | TOTAL | 35 | 29 | 8 181 | 7 943 | 1 043 | 21 600 | 389 | 30 |
| 531 | DEPARTMENT STORES | 1 | 1 | (D) | (O) | (O) | (O) | (O) | (D) |
| 533 | LIMITED PRICE VARIETY STORES | 11 | 11 | 1 877 | 1 877 | 248 | 4 583 | 134 | 7 |
| 539 | MISCELLANEOUS GENERAL MERCHANDISE STORES | 23 | 17 | (D) | (D) | (O) | (D) | (D) | (O) |
| | FOOD STORES | | | | | | | | |
| 54 | TOTAL | 125 | 71 | 21 968 | 19 840 | 1 448 | 29 461 | 470 | 111 |
| 541 | GROCERY STORES, INCLUDING DELICATESSENS | 107 | 61 | 21 317 | 19 433 | 1 392 | 28 442 | 446 | 97 |
| 542 | MEAT MARKETS, FISH (SEAFOOD) MARKETS | 6 | 2 | (D) | (O) | (O) | (O) | (O) | (O) |
| 543 | FRUIT STORES, VEGETABLE MARKETS | 2 | - | 44 | - | - | - | - | 2 |
| 544 | CANOPY, NUT, CONFECTIONERY STORES | 3 | 3 | (O) | (D) | (O) | (O) | (O) | (D) |
| 545-549 | OTHER FOOD STORES | 7 | 5 | 314 | (D) | (O) | (O) | (O) | (D) |
| | AUTOMOTIVE DEALERS | | | | | | | | |
| 55 EX-554 | TOTAL | 47 | 37 | 16 107 | 15 789 | 1 659 | 27 956 | 383 | 33 |
| | GASOLINE SERVICE STATIONS | | | | | | | | |
| 55PT(554) | TOTAL | 78 | 72 | 6 200 | 5 732 | 482 | 9 177 | 169 | 87 |
| | APPAREL, ACCESSORY STORES | | | | | | | | |
| 56 | TOTAL | 43 | 43 | 4 537 | 4 537 | 670 | 11 538 | 232 | 27 |
| 561,567 | MEN'S, BOYS' APPAREL STORES, CUSTOM TAILORS | 7 | 7 | 615 | 615 | 66 | 1 134 | 18 | 7 |
| 562-3,568 | WOMEN'S CLOTHING, SPECIALTY STORES | 18 | 18 | 2 210 | 2 210 | 356 | 5 978 | 118 | 6 |
| 562 | WOMEN'S READY-TO-WEAR STORES | 13 | 13 | 1 761 | 1 761 | 281 | 5 177 | 92 | 4 |
| 563,568 | WOMEN'S ACCESSORY, SPECIALTY STORES, FURRIERS | 5 | 5 | 449 | 449 | 75 | 801 | 26 | 2 |
| 565 | FAMILY CLOTHING STORES | 5 | 5 | 1 020 | 1 020 | 152 | 2 821 | 63 | 3 |
| 566 | SHOE STORES | 10 | 10 | 594 | 594 | 89 | 1 440 | 26 | 8 |
| 564,569 | OTHER APPAREL, ACCESSORY STORES | 3 | 3 | 98 | 98 | 7 | 165 | 7 | 3 |
| | FURNITURE, HOME FURNISHINGS, EQUIPMENT STORES | | | | | | | | |
| 57 | TOTAL | 36 | 30 | 4 971 | 4 937 | 871 | 17 426 | 190 | 25 |
| 571 | FURNITURE, HOME FURNISHINGS STORES | 19 | 13 | 2 826 | 2 792 | 472 | 9 631 | 102 | 13 |
| 572,573 | HOUSEHOLD APPLIANCE, RADIO, TELEVISION, MUSIC STORES | 17 | 17 | 2 145 | 2 145 | 399 | 7 795 | 88 | 12 |
| | EATING, DRINKING PLACES | | | | | | | | |
| 58 | TOTAL | 112 | 98 | 5 016 | 4 924 | 925 | 18 727 | 503 | 114 |
| 5812 | EATING PLACES | 80 | 72 | 3 896 | 3 832 | 804 | 16 246 | 447 | 80 |
| 5813 | DRINKING PLACES (ALCOHOLIC BEVERAGES) | 32 | 26 | 1 120 | 1 092 | 121 | 2 481 | 56 | 34 |
| | DRUG STORES, PROPRIETARY STORES | | | | | | | | |
| 59PT(591) | TOTAL | 14 | 14 | 2 840 | 2 840 | 383 | 7 260 | 129 | 11 |
| 591 | DRUG STORES | 10 | 10 | 2 649 | 2 649 | 370 | 6 659 | 119 | 6 |
| | PROPRIETARY STORES | 4 | 4 | 191 | 191 | 13 | 601 | 10 | 5 |
| | OTHER RETAIL STORES | | | | | | | | |
| 59 EX-591 | TOTAL | 121 | 83 | 10 819 | 10 075 | 1 225 | 22 257 | 389 | 104 |
| 592 | LIQUOR STORES | 31 | 25 | 2 965 | 2 499 | 171 | 3 501 | 81 | 25 |
| 593 | ANTIQUA STORES, SECONDHAND STORES | 27 | 3 | 279 | 143 | 11 | 142 | 5 | 31 |
| 594 | BOOK, STATIONERY STORES | 3 | 3 | 236 | 236 | 23 | 411 | 12 | 4 |
| 595 | SPORTING GOODS STORES, BICYCLE SHOPS | 4 | 4 | 432 | 432 | 57 | 1 080 | 24 | 3 |
| 596 | FARM, GARDEN SUPPLY STORES, INCLUDING FEEO STORES | 10 | 10 | 2 519 | 2 519 | 252 | 4 057 | 64 | 6 |
| 597 | JEWELRY STORES | 10 | 8 | 1 079 | 995 | 224 | 4 192 | 64 | 4 |
| 598 | FUEL, ICE DEALERS | 16 | 14 | 2 340 | 2 336 | 300 | 5 370 | 87 | 10 |
| 599 | OTHER STORES | 20 | 16 | 969 | 915 | 187 | 3 504 | 52 | 21 |
| | NONSTORE RETAILERS* | | | | | | | | |
| 53 PART* | TOTAL | 29 | 7 | 1 375 | 1 195 | 101 | 1 915 | 37 | 26 |

Standard Notes: - Represents zero. (D) Withheld to avoid disclosure. (NA) Not available. (X) Not applicable.
 *Nonstore retailers, part of SIC major group 53, are shown separately in this table.

TABLE 5. Counties With 500 Establishments or More: 1963-Continued

| SIC code | County and kind of business | Establishments | | Sales | | Payroll, entire year (\$1,000) | Payroll, workweek ended nearest Nov. 15 (dollars) | Paid employees, workweek ended nearest Nov. 15 (number) | Active proprietors of unincorporated businesses (number) |
|-----------------------|--|----------------|-----------------------|-------------------------------------|---------------------------------------|--------------------------------|---|---|--|
| | | Total (number) | With payroll (number) | Total, all establishments (\$1,000) | Establishments with payroll (\$1,000) | | | | |
| HARFORD COUNTY | | | | | | | | | |
| | RETAIL TRADE, TOTAL | 591 | 423 | 87 510 | 83 754 | 8 945 | 169 726 | 2 669 | 562 |
| | LUMBER, BUILDING MATERIALS, HARDWARE, FARM EQUIPMENT DEALERS | | | | | | | | |
| 52 | TOTAL | 34 | 28 | 7 020 | 6 832 | 994 | 18 735 | 218 | 30 |
| 521 | LUMBER AND OTHER BUILDING MATERIALS DEALERS | 12 | 10 | 3 506 | 3 424 | 554 | 10 389 | 105 | 7 |
| 522-524 | HEATING, PLUMBING, PAINT, ELECTRICAL STORES | 5 | 3 | 447 | (0) | (0) | (0) | (0) | (0) |
| 5251 | HARDWARE STORES | 9 | 7 | 895 | (0) | (0) | (0) | (0) | (0) |
| 5252 | FARM EQUIPMENT DEALERS | 8 | 8 | 2 172 | 2 172 | 266 | 4 988 | 65 | 8 |
| | GENERAL MERCHANDISE GROUP STORES* | | | | | | | | |
| 53 PART* | TOTAL | 19 | 19 | 3 483 | 3 483 | 390 | 6 736 | 156 | 18 |
| 531 | DEPARTMENT STORES | - | - | - | - | - | - | - | - |
| 533 | LIMITED PRICE VARIETY STORES | 9 | 9 | 2 142 | 2 142 | 318 | 5 325 | 126 | 9 |
| 539 | MISCELLANEOUS GENERAL MERCHANDISE STORES | 10 | 10 | 1 341 | 1 341 | 72 | 1 411 | 30 | 9 |
| | FOOD STORES | | | | | | | | |
| 54 | TOTAL | 84 | 46 | 21 050 | 19 754 | 1 359 | 26 029 | 380 | 85 |
| 541 | GROCERY STORES, INCLUDING DELICATESSENS | 70 | 40 | 20 154 | 19 022 | 1 271 | 24 398 | 351 | 71 |
| 542 | MEAT MARKETS, FISH (SEAFOOD) MARKETS | 3 | 1 | 193 | (0) | (0) | (0) | (0) | (0) |
| 543 | FRUIT STORES, VEGETABLE MARKETS | 3 | 1 | 245 | (0) | (0) | (0) | (0) | (0) |
| 544 | CANDY, NUT, CONFECTIONERY STORES | 3 | 1 | 103 | (0) | (0) | (0) | (0) | (0) |
| 545-549 | OTHER FOOD STORES | 5 | 3 | 355 | 293 | 35 | 718 | 16 | 3 |
| | AUTOMOTIVE DEALERS | | | | | | | | |
| 55 EX.554 | TOTAL | 49 | 43 | 20 600 | 20 190 | 1 811 | 33 906 | 394 | 33 |
| | GASOLINE SERVICE STATIONS | | | | | | | | |
| 55PT(554) | TOTAL | 95 | 81 | 7 690 | 7 018 | 556 | 12 849 | 231 | 105 |
| | APPAREL, ACCESSORY STORES | | | | | | | | |
| 56 | TOTAL | 30 | 28 | 3 292 | 3 234 | 531 | 9 418 | 165 | 17 |
| 561,567 | MEN'S, BOYS' APPAREL STORES, CUSTOM TAILORS | 4 | 4 | 297 | 297 | 45 | 773 | 15 | 2 |
| 562-3,568 | WOMEN'S CLOTHING, SPECIALTY STORES | 8 | 8 | 441 | 441 | 53 | 945 | 25 | 6 |
| 562 | WOMEN'S READY-TO-WEAR STORES | 7 | 7 | (0) | (0) | (0) | (0) | (0) | (0) |
| 563,568 | WOMEN'S ACCESSORY, SPECIALTY STORES, FURRIERS | 1 | 1 | (0) | (0) | (0) | (0) | (0) | (0) |
| 565 | FAMILY CLOTHING STORES | 10 | 8 | 1 831 | 1 773 | 333 | 5 808 | 94 | 6 |
| 566 | SHOE STORES | 6 | 6 | (0) | (0) | (0) | (0) | (0) | (0) |
| 564,569 | OTHER APPAREL, ACCESSORY STORES | 2 | 2 | (0) | (0) | (0) | (0) | (0) | (0) |
| | FURNITURE, HOME FURNISHINGS, EQUIPMENT STORES | | | | | | | | |
| 57 | TOTAL | 30 | 24 | 3 894 | 3 806 | 573 | 10 674 | 122 | 28 |
| 571 | FURNITURE, HOME FURNISHINGS STORES | 12 | 8 | 1 334 | 1 294 | 206 | 4 005 | 45 | 13 |
| 572,573 | HOUSEHOLD APPLIANCE, RADIO, TELEVISION, MUSIC STORES | 18 | 16 | 2 560 | 2 512 | 367 | 6 669 | 77 | 15 |
| | EATING, DRINKING PLACES | | | | | | | | |
| 58 | TOTAL | 93 | 75 | 4 885 | 4 563 | 952 | 18 292 | 462 | 99 |
| 5812 | EATING PLACES | 69 | 55 | 4 234 | 3 974 | 867 | 16 799 | 423 | 74 |
| 5813 | DRINKING PLACES (ALCOHOLIC BEVERAGES) | 24 | 20 | 651 | 589 | 85 | 1 493 | 39 | 25 |
| | DRUG STORES, PROPRIETARY STORES | | | | | | | | |
| 59PT(591) | TOTAL | 17 | 17 | 2 506 | 2 506 | 396 | 7 317 | 126 | 17 |
| 591 | DRUG STORES | 15 | 15 | (0) | (0) | (0) | (0) | (0) | (0) |
| (| PROPRIETARY STORES | 2 | 2 | (0) | (0) | (0) | (0) | (0) | (0) |
| | OTHER RETAIL STORES | | | | | | | | |
| 59 EX.591 | TOTAL | 86 | 52 | 9 274 | 8 904 | 976 | 17 930 | 313 | 83 |
| 592 | LIQUOR STORES | 9 | 9 | (0) | (0) | (0) | (0) | (0) | (0) |
| 593 | ANTIQUARIAN STORES, SECONHAND STORES | 12 | 2 | 334 | (0) | (0) | (0) | (0) | (0) |
| 594 | BOOK, STATIONERY STORES | 4 | 2 | (0) | (0) | (0) | (0) | (0) | (0) |
| 595 | SPORTING GOODS STORES, BICYCLE SHOPS | 8 | - | 82 | (0) | (0) | (0) | (0) | (0) |
| 596 | FARM, GARDEN SUPPLY STORES, INCLUDING FEE STORES | 10 | 6 | 1 361 | 1 319 | 106 | 1 998 | 31 | 13 |
| 597 | JEWELRY STORES | 7 | 7 | 347 | 347 | 41 | 748 | 13 | 8 |
| 598 | FUEL, ICE DEALERS | 11 | 11 | 4 438 | 4 438 | 487 | 8 795 | 94 | 4 |
| 599 | OTHER STORES | 25 | 15 | 1 333 | 1 205 | 177 | 3 140 | 95 | 23 |
| | NONSTORE RETAILERS* | | | | | | | | |
| 53 PART* | TOTAL | 54 | 10 | 3 816 | 3 464 | 407 | 7 840 | 102 | 47 |

Standard Notes: - Represents zero. (D) Withheld to avoid disclosure. (NA) Not available. (X) Not applicable.
 *Nonstore retailers, part of SIC major group 53, are shown separately in this table.

TABLE 5. Counties With 500 Establishments or More: 1963-Continued

| SIC code | County and kind of business | Establishments | | Sales | | Payroll, entire year (\$1,000) | Payroll, workweek ended nearest Nov. 15 (dollars) | Paid employees, workweek ended nearest Nov. 15 (number) | Active proprietors of unincorporated businesses (number) |
|-------------------|--|----------------|-----------------------|-------------------------------------|---------------------------------------|--------------------------------|---|---|--|
| | | Total (number) | With payroll (number) | Total, all establishments (\$1,000) | Establishments with payroll (\$1,000) | | | | |
| MONTGOMERY COUNTY | | | | | | | | | |
| | RETAIL TRADE, TOTAL | 1 631 | 1 343 | 583 464 | 578 810 | 67 610 | 1 311 228 | 17 880 | 1 050 |
| | LUMBER, BUILDING MATERIALS, HARDWARE, FARM EQUIPMENT DEALERS | | | | | | | | |
| 52 | TOTAL | 83 | 77 | 30 399 | 30 247 | 3 858 | 68 796 | 777 | 40 |
| 521 | LUMBER AND OTHER BUILDING MATERIALS DEALERS | 21 | 21 | 19 404 | 19 404 | 2 195 | 37 992 | 396 | 7 |
| 522-524 | HEATING, PLUMBING, PAINT, ELECTRICAL STORES | 19 | 17 | 2 547 | 2 515 | 509 | 9 530 | 88 | 8 |
| 5251 | HARDWARE STORES | 32 | 28 | 5 467 | 5 347 | 836 | 15 760 | 224 | 15 |
| 5252 | FARM EQUIPMENT DEALERS | 11 | 11 | 2 981 | 2 981 | 318 | 5 514 | 69 | 10 |
| | GENERAL MERCHANDISE GROUP STORES* | | | | | | | | |
| 53 PART* | TOTAL | 57 | 57 | 93 659 | 93 659 | 10 311 | 217 420 | 3 479 | 25 |
| 531 | DEPARTMENT STORES | 9 | 9 | 78 918 | 78 918 | 8 266 | 171 576 | 2 644 | - |
| 533 | LIMITED PRICE VARIETY STORES | 20 | 20 | 7 290 | 7 290 | 1 177 | 25 476 | 566 | 9 |
| 539 | MISCELLANEOUS GENERAL MERCHANDISE STORES | 28 | 28 | 7 451 | 7 451 | 868 | 20 368 | 269 | 16 |
| | FOOD STORES | | | | | | | | |
| 54 | TOTAL | 222 | 190 | 137 717 | 136 949 | 11 704 | 239 328 | 3 148 | 120 |
| 541 | GROCERY STORES, INCLUDING DELICATESSENS | 164 | 134 | 132 205 | 131 477 | 10 949 | 223 446 | 2 847 | 93 |
| 542 | MEAT MARKETS, FISH (SEAFOOD) MARKETS | 4 | 4 | 637 | 637 | 59 | 1 013 | 13 | 3 |
| 543 | FRUIT STORES, VEGETABLE MARKETS | 7 | 5 | 179 | 139 | 18 | 409 | 10 | 7 |
| 544 | CANDY, NUT, CONFECTIONERY STORES | 13 | 13 | 467 | 467 | 70 | 1 080 | 30 | - |
| 545-549 | OTHER FOOD STORES | 34 | 34 | 4 229 | 4 229 | 608 | 13 380 | 248 | 17 |
| | AUTOMOTIVE DEALERS | | | | | | | | |
| 55 EX.554 | TOTAL | 87 | 77 | 131 831 | 131 663 | 12 986 | 241 475 | 2 049 | 35 |
| | GASOLINE SERVICE STATIONS | | | | | | | | |
| 55PT(554) | TOTAL | 197 | 187 | 35 949 | 35 583 | 4 140 | 82 237 | 1 311 | 199 |
| | APPAREL, ACCESSORY STORES | | | | | | | | |
| 56 | TOTAL | 140 | 130 | 31 388 | 31 200 | 4 235 | 79 907 | 1 270 | 65 |
| 561,567 | MEN'S, BOYS' APPAREL STORES, CUSTOM TAILORS | 28 | 26 | 8 274 | 8 264 | 1 077 | 21 317 | 272 | 13 |
| 562-3,568 | WOMEN'S CLOTHING, SPECIALTY STORES | 51 | 49 | 11 257 | 11 243 | 1 607 | 30 341 | 542 | 25 |
| 562 | WOMEN'S READY-TO-WEAR STORES | 37 | 37 | 9 966 | 9 966 | 1 459 | 27 229 | 478 | 18 |
| 563,568 | WOMEN'S ACCESSORY, SPECIALTY STORES, FURRIERS | 14 | 12 | 1 291 | 1 277 | 148 | 3 112 | 64 | 7 |
| 565 | FAMILY CLOTHING STORES | 13 | 7 | 2 976 | 2 844 | 356 | 6 395 | 111 | 9 |
| 566 | SHOE STORES | 40 | 40 | 7 701 | 7 701 | 1 089 | 19 824 | 297 | 12 |
| 564,569 | OTHER APPAREL, ACCESSORY STORES | 8 | 8 | 1 180 | 1 148 | 106 | 2 030 | 48 | 6 |
| | FURNITURE, HOME FURNISHINGS, EQUIPMENT STORES | | | | | | | | |
| 57 | TOTAL | 143 | 101 | 23 364 | 22 902 | 3 682 | 69 079 | 737 | 78 |
| 571 | FURNITURE, HOME FURNISHINGS STORES | 94 | 60 | 16 479 | 16 151 | 2 724 | 50 423 | 520 | 55 |
| 572,573 | HOUSEHOLD APPLIANCE, RADIO, TELEVISION, MUSIC STORES | 49 | 41 | 6 885 | 6 751 | 958 | 18 656 | 217 | 23 |
| | EATING, DRINKING PLACES | | | | | | | | |
| 58 | TOTAL | 274 | 244 | 28 271 | 27 829 | 6 369 | 124 769 | 2 605 | 184 |
| 5812 | EATING PLACES | 245 | 219 | 25 777 | 25 451 | 5 966 | 116 250 | 2 465 | 161 |
| 5813 | DRINKING PLACES (ALCOHOLIC BEVERAGES) | 29 | 25 | 2 494 | 2 378 | 403 | 8 519 | 140 | 23 |
| | DRUG STORES, PROPRIETARY STORES | | | | | | | | |
| 59PT(591) | TOTAL | 64 | 64 | 24 945 | 24 945 | 3 923 | 71 504 | 1 197 | 21 |
| 591 | DRUG STORES | 62 | 62 | (D) | (D) | (D) | (D) | (D) | (D) |
| (| PROPRIETARY STORES | 2 | 2 | (D) | (D) | (D) | (D) | (D) | (D) |
| | OTHER RETAIL STORES | | | | | | | | |
| 59 EX.591 | TOTAL | 258 | 192 | 33 765 | 32 767 | 4 155 | 78 097 | 965 | 190 |
| 592 | LIQUOR STORES | 15 | 15 | (D) | (D) | (D) | (D) | (D) | (D) |
| 593 | ANTIQUA STORES, SECONDHAND STORES | 34 | 16 | 1 253 | 1 079 | 134 | 2 615 | 44 | 34 |
| 594 | BOOK, STATIONERY STORES | 13 | 9 | 1 199 | 1 121 | 126 | 2 547 | 52 | 11 |
| 595 | SPORTING GOODS STORES, BICYCLE SHOPS | 20 | 20 | 2 011 | 2 011 | 297 | 5 301 | 67 | 15 |
| 596 | FARM, GARDEN SUPPLY STORES, INCLUDING FEED STORES | 12 | 12 | 3 659 | 3 659 | 436 | 8 005 | 89 | 6 |
| 597 | JEWELRY STORES | 24 | 14 | 2 387 | 2 227 | 437 | 7 830 | 97 | 17 |
| 598 | FUEL, ICE DEALERS | 12 | 12 | 7 182 | 7 182 | 1 030 | 19 185 | 173 | 4 |
| 599 | OTHER STORES | 128 | 94 | (D) | (D) | (D) | (D) | (D) | (D) |
| | NONSTORE RETAILERS* | | | | | | | | |
| 53 PART* | TOTAL | 106 | 24 | 12 176 | 11 066 | 2 247 | 38 616 | 342 | 93 |

Standard Notes: - Represents zero. (D) Withheld to avoid disclosure. (NA) Not available. (X) Not applicable.
 *Nonstore retailers, part of SIC major group 53, are shown separately in this table.

TABLE 5. Counties With 500 Establishments or More: 1963-Continued

| SIC code | County and kind of business | Establishments | | Sales | | Payroll, entire year (\$1,000) | Payroll, workweek ended nearest Nov. 15 (dollars) | Paid employees, workweek ended nearest Nov. 15 (number) | Active proprietors of unincorporated businesses (number) |
|------------------------------|--|----------------|-----------------------|-------------------------------------|---------------------------------------|--------------------------------|---|---|--|
| | | Total (number) | With payroll (number) | Total, all establishments (\$1,000) | Establishments with payroll (\$1,000) | | | | |
| PRINCE GEORGES COUNTY | | | | | | | | | |
| | RETAIL TRADE, TOTAL | 1 805 | 1 541 | 512 221 | 506 661 | 58 694 | 1 167 130 | 17 545 | 1 200 |
| | LUMBER, BUILDING MATERIALS, HARDWARE, FARM EQUIPMENT DEALERS | | | | | | | | |
| | TOTAL | 85 | 69 | 17 573 | 17 201 | 2 420 | 42 862 | 570 | 45 |
| S21 | LUMBER AND OTHER BUILDING MATERIALS DEALERS | 23 | 21 | 10 107 | 10 099 | 1 455 | 25 292 | 297 | 6 |
| S22-S24 | HEATING, PLUMBING, PAINT, ELECTRICAL STORES | 20 | 8 | 983 | 843 | 138 | 2 413 | 29 | 17 |
| S251 | HARDWARE STORES | 38 | 36 | 5 491 | 5 267 | 745 | 13 719 | 228 | 17 |
| S252 | FARM EQUIPMENT DEALERS | 4 | 4 | 992 | 992 | 82 | 1 438 | 16 | 5 |
| | GENERAL MERCHANDISE GROUP STORES* | | | | | | | | |
| | TOTAL | 65 | 61 | 77 411 | 77 359 | 9 292 | 178 245 | 3 200 | 32 |
| S3 PART* | DEPARTMENT STORES | 9 | 9 | 61 818 | 61 818 | 7 069 | 133 347 | 2 222 | 1 |
| S33 | LIMITED PRICE VARIETY STORES | 31 | 31 | 11 897 | 11 897 | 1 825 | 34 623 | 816 | 13 |
| S39 | MISCELLANEOUS GENERAL MERCHANDISE STORES | 25 | 21 | 3 696 | 3 644 | 398 | 10 275 | 162 | 18 |
| | FOOD STORES | | | | | | | | |
| | TOTAL | 300 | 246 | 152 084 | 150 088 | 13 069 | 256 991 | 3 424 | 171 |
| S41 | GROCERY STORES, INCLUDING DELICATESSENS | 212 | 166 | 144 191 | 142 363 | 11 958 | 234 850 | 3 001 | 134 |
| S42 | MEAT MARKETS, FISH (SEAFOOD) MARKETS | 3 | 1 | 139 | (0) | (0) | (0) | (0) | (0) |
| S43 | FRUIT STORES, VEGETABLE MARKETS | 3 | 3 | 294 | (0) | (0) | (0) | (0) | (0) |
| S44 | CANDY, NUT, CONFECTIONERY STORES | 13 | 13 | 397 | 397 | 57 | 927 | 31 | - |
| S45-S49 | OTHER FOOD STORES | 63 | 63 | 7 063 | 7 063 | 1 031 | 20 799 | 384 | 25 |
| | AUTOMOTIVE DEALERS | | | | | | | | |
| SS EX.S54 | TOTAL | 107 | 93 | 86 545 | 86 241 | 8 489 | 167 134 | 1 318 | 42 |
| | GASOLINE SERVICE STATIONS | | | | | | | | |
| SSPT(SS4) | TOTAL | 295 | 287 | 40 620 | 40 374 | 4 319 | 89 152 | 1 484 | 287 |
| | APPAREL, ACCESSORY STORES | | | | | | | | |
| | TOTAL | 122 | 116 | 23 099 | 22 887 | 2 826 | 54 576 | 1 007 | 59 |
| S61,S67 | MEN'S, BOYS' APPAREL STORES, CUSTOM TAILORS | 27 | 27 | 4 447 | 4 447 | 604 | 12 062 | 190 | 20 |
| S62-S,68 | WOMEN'S CLOTHING, SPECIALTY STORES | 38 | 36 | 8 212 | 8 190 | 1 002 | 19 239 | 390 | 18 |
| S62 | WOMEN'S READY-TO-WEAR STORES | 28 | 26 | 6 623 | 6 601 | 815 | 15 319 | 309 | 15 |
| S63,S68 | WOMEN'S ACCESSORY, SPECIALTY STORES, FURRIERS | 10 | 10 | 1 589 | 1 589 | 187 | 3 920 | 81 | 3 |
| S65 | FAMILY CLOTHING STORES | 7 | 5 | (0) | (0) | (0) | (0) | (0) | (0) |
| S66 | SHOE STORES | 41 | 39 | 7 271 | 7 121 | 928 | 17 111 | 289 | 9 |
| S64,S69 | OTHER APPAREL, ACCESSORY STORES | 9 | 9 | (0) | (0) | (0) | (0) | (0) | (0) |
| | FURNITURE, HOME FURNISHINGS, EQUIPMENT STORES | | | | | | | | |
| | TOTAL | 91 | 71 | 10 445 | 10 223 | 1 504 | 32 015 | 357 | 48 |
| S71 | FURNITURE, HOME FURNISHINGS STORES | 55 | 37 | 7 070 | 6 890 | 1 025 | 22 340 | 251 | 31 |
| S72,S73 | HOUSEHOLD APPLIANCE, RADIO, TELEVISION, MUSIC STORES | 36 | 34 | 3 375 | 3 333 | 479 | 9 675 | 106 | 17 |
| | EATING, DRINKING PLACES | | | | | | | | |
| | TOTAL | 320 | 294 | 34 879 | 34 327 | 8 033 | 163 242 | 3 406 | 218 |
| S812 | EATING PLACES | 244 | 224 | 28 158 | 27 666 | 6 843 | 138 066 | 2 938 | 156 |
| S813 | DRINKING PLACES (ALCOHOLIC BEVERAGES) | 76 | 70 | 6 721 | 6 661 | 1 190 | 25 176 | 468 | 62 |
| | DRUG STORES, PROPRIETARY STORES | | | | | | | | |
| | TOTAL | 72 | 72 | 27 581 | 27 581 | 4 242 | 83 987 | 1 385 | 23 |
| S9PT(S91) | DRUG STORES | 65 | 65 | (0) | (0) | (0) | (0) | (0) | (0) |
| S91 | PROPRIETARY STORES | 7 | 7 | (0) | (0) | (0) | (0) | (0) | (0) |
| | OTHER RETAIL STORES | | | | | | | | |
| | TOTAL | 251 | 209 | 33 596 | 32 656 | 3 530 | 74 609 | 1 141 | 187 |
| S92 | LIQUOR STORES | 95 | 89 | 18 195 | 17 687 | 1 488 | 30 476 | 476 | 70 |
| S93 | ANTIQUA STORES, SECONDHAND STORES | 14 | 10 | 744 | 732 | 150 | 2 949 | 42 | 9 |
| S94 | BOOK, STATIONERY STORES | 2 | 2 | (0) | (0) | (0) | (0) | (0) | (0) |
| S95 | SPORTING GOODS STORES, BICYCLE SHOPS | 19 | 15 | 1 389 | 1 329 | 127 | 3 284 | 49 | 15 |
| S96 | FARM, GARDEN SUPPLY STORES, INCLUDING FEEO STORES | 5 | 5 | 843 | 843 | 57 | 1 033 | 14 | 4 |
| S97 | JEWELRY STORES | 25 | 19 | 1 867 | 1 749 | 230 | 4 846 | 77 | 14 |
| S98 | FUEL, ICE DEALERS | 16 | 10 | 2 316 | 2 230 | 343 | 7 975 | 83 | 12 |
| S99 | OTHER STORES | 75 | 59 | (0) | (0) | (0) | (0) | (0) | (0) |
| | NONSTORE RETAILERS* | | | | | | | | |
| S3 PART* | TOTAL | 97 | 23 | 8 388 | 7 724 | 970 | 24 317 | 253 | 88 |

Standard Notes: - Represents zero. (D) Withheld to avoid disclosure. (NA) Not available. (X) Not applicable.
 *Nonstore retailers, part of SIC major group 53, are shown separately in this table.

TABLE 5. Counties With 500 Establishments or More: 1963-Continued

| SIC code | County and kind of business | Establishments | | Sales | | Payroll, entire year (\$1,000) | Payroll, workweek ended nearest Nov. 15 (dollars) | Paid employees, workweek ended nearest Nov. 15 (number) | Active proprietors of unincorporated businesses (number) |
|-----------|---|----------------|--------------|---------------------------|-----------------------------|-----------------------------------|--|--|---|
| | | Total | With payroll | Total, all establishments | Establishments with payroll | | | | |
| | | (number) | (number) | (\$1,000) | (\$1,000) | | | | |
| | <u>WASHINGTON COUNTY</u> | | | | | | | | |
| | RETAIL TRADE: TOTAL | 893 | 637 | 129 659 | 123 877 | 15 029 | 284 873 | 4 756 | 750 |
| | LUMBER, BUILDING MATERIALS, HARDWARE, FARM EQUIPMENT DEALERS | | | | | | | | |
| 52 | TOTAL | 46 | 36 | 11 848 | 11 774 | 1 328 | 23 100 | 302 | 31 |
| 521 | LUMBER AND OTHER BUILDING MATERIALS DEALERS | 15 | 11 | 8 520 | 8 506 | 837 | 15 638 | 186 | 7 |
| 522-524 | HEATING, PLUMBING, PAINT, ELECTRICAL STORES | 12 | 10 | 1 281 | 1 267 | 290 | 3 855 | 52 | 7 |
| 5251 | HARDWARE STORES | 12 | 8 | 703 | 657 | 59 | 1 040 | 20 | 13 |
| 5252 | FARM EQUIPMENT DEALERS | 7 | 7 | 1 344 | 1 344 | 142 | 2 567 | 44 | 4 |
| | GENERAL MERCHANDISE GROUP STORES* | | | | | | | | |
| 53 PART* | TOTAL | 26 | 22 | 18 909 | 18 875 | 2 900 | 58 237 | 1 055 | 13 |
| 531 | DEPARTMENT STORES | 6 | 6 | 14 069 | 14 069 | 2 189 | 44 012 | 720 | - |
| 533 | LIMITED PRICE VARIETY STORES | 11 | 7 | 3 778 | 3 744 | 602 | 12 212 | 285 | 4 |
| 539 | MISCELLANEOUS GENERAL MERCHANDISE STORES | 9 | 9 | 1 062 | 1 062 | 109 | 2 013 | 50 | 9 |
| | FOOD STORES | | | | | | | | |
| 54 | TOTAL | 193 | 95 | 26 828 | 24 148 | 1 806 | 36 150 | 635 | 182 |
| 541 | GROCERY STORES, INCLUDING DELICATESSENS | 160 | 74 | 25 839 | 23 333 | 1 708 | 34 285 | 579 | 152 |
| 542 | MEAT MARKETS, FISH (SEAFOOD) MARKETS | 4 | 4 | 214 | 214 | 10 | 108 | 4 | 4 |
| 543 | FRUIT STORES, VEGETABLE MARKETS | 5 | 5 | 263 | 245 | 20 | 404 | 13 | 5 |
| 544 | CANDY, NUT, CONFECTIONERY STORES | 14 | 8 | 250 | 194 | 23 | 397 | 17 | 10 |
| 545-549 | OTHER FOOD STORES | 10 | 4 | 262 | 162 | 45 | 956 | 22 | 11 |
| | AUTOMOTIVE DEALERS | | | | | | | | |
| 55 EX.554 | TOTAL | 52 | 42 | 21 346 | 21 246 | 2 287 | 41 806 | 523 | 32 |
| | GASOLINE SERVICE STATIONS | | | | | | | | |
| 55PT(554) | TOTAL | 106 | 86 | 10 605 | 9 921 | 938 | 18 679 | 290 | 113 |
| | APPAREL, ACCESSORY STORES | | | | | | | | |
| 56 | TOTAL | 55 | 53 | 6 916 | 6 846 | 935 | 17 262 | 324 | 22 |
| 561,567 | MEN'S, BOYS' APPAREL STORES, CUSTOM TAILORS | 9 | 9 | 1 037 | 1 037 | 164 | 3 226 | 46 | 3 |
| 562-3,568 | WOMEN'S CLOTHING, SPECIALTY STORES | 23 | 23 | 2 496 | 2 452 | 327 | 5 959 | 137 | 9 |
| 562 | WOMEN'S READY-TO-WEAR STORES | 18 | 18 | 2 211 | 2 171 | 279 | 5 280 | 117 | 6 |
| 563,568 | WOMEN'S ACCESSORY, SPECIALTY STORES, FURRIERS | 5 | 5 | 285 | 281 | 48 | 679 | 20 | 3 |
| 565 | FAMILY CLOTHING STORES | 8 | 6 | 1 454 | 1 428 | 224 | 4 222 | 70 | 4 |
| 566 | SHOE STORES | 11 | 11 | 1 745 | 1 745 | 203 | 3 568 | 65 | 2 |
| 564,569 | OTHER APPAREL, ACCESSORY STORES | 4 | 4 | 184 | 184 | 17 | 287 | 6 | 4 |
| | FURNITURE, HOME FURNISHINGS, EQUIPMENT STORES | | | | | | | | |
| 57 | TOTAL | 58 | 42 | 5 720 | 5 326 | 987 | 18 225 | 241 | 44 |
| 571 | FURNITURE, HOME FURNISHINGS STORES | 28 | 20 | 2 671 | 2 535 | 496 | 8 854 | 132 | 24 |
| 572,573 | HOUSEHOLD APPLIANCE, RADIO, TELEVISION, MUSIC STORES | 30 | 22 | 3 049 | 2 791 | 491 | 9 371 | 109 | 20 |
| | EATING, DRINKING PLACES | | | | | | | | |
| 58 | TOTAL | 179 | 137 | 8 681 | 7 941 | 1 525 | 27 539 | 732 | 175 |
| 5812 | EATING PLACES | 115 | 85 | 5 779 | 5 281 | 1 199 | 20 890 | 569 | 113 |
| 5813 | DRINKING PLACES (ALCOHOLIC BEVERAGES) | 64 | 52 | 2 902 | 2 660 | 326 | 6 649 | 163 | 62 |
| | DRUG STORES, PROPRIETARY STORES | | | | | | | | |
| 59PT(591) | TOTAL | 19 | 19 | 3 548 | 3 548 | 518 | 9 129 | 157 | 13 |
| 591 | DRUG STORES | 13 | 13 | 3 233 | 3 233 | 490 | 8 818 | 142 | 8 |
| (| PROPRIETARY STORES | 6 | 6 | 315 | 315 | 28 | 311 | 15 | 5 |
| | OTHER RETAIL STORES | | | | | | | | |
| 59 EX.591 | TOTAL | 117 | 93 | 12 259 | 11 611 | 1 315 | 25 559 | 381 | 91 |
| 592 | LIQUOR STORES | 36 | 28 | 3 021 | 2 611 | 185 | 3 550 | 71 | 29 |
| 593 | ANTIQUA STORES, SECONDHAND STORES | 3 | 3 | 133 | 133 | 13 | 279 | 7 | 2 |
| 594 | BOOK, STATIONERY STORES | 4 | 4 | (D) | (D) | (D) | (D) | (D) | (D) |
| 595 | SPORTING GOODS STORES, BICYCLE SHOPS | 3 | 1 | (D) | (D) | (D) | (D) | (D) | (D) |
| 596 | FARM, GARDEN SUPPLY STORES, INCLUDING FEED STORES | 13 | 11 | 2 699 | 2 693 | 160 | 3 001 | 44 | 13 |
| 597 | JEWELRY STORES | 11 | 11 | 761 | 761 | 113 | 2 048 | 34 | 7 |
| 598 | FUEL, ICE DEALERS | 16 | 14 | 3 551 | 3 499 | 505 | 9 264 | 118 | 8 |
| 599 | OTHER STORES | 31 | 21 | 1 465 | 1 357 | 262 | 6 005 | 77 | 26 |
| | NONSTORE RETAILERS* | | | | | | | | |
| 53 PART* | TOTAL | 42 | 12 | 2 999 | 2 641 | 490 | 9 187 | 116 | 34 |

Standard Notes: - Represents zero. (D) Withheld to avoid disclosure. (NA) Not available. (X) Not applicable.
 *Nonstore retailers, part of SIC major group 53, are shown separately in this table.

TABLE 6. Cities With 500 Establishments or More: 1963

| SIC code | City and kind of business | Establishments | | Sales | | Payroll, entire year (\$1,000) | Payroll, workweek ended nearest Nov. 15 (dollars) | Paid employees, workweek ended nearest Nov. 15 (number) | Active proprietors of unincorporated businesses (number) |
|-----------------------|--|----------------|-----------------------|-------------------------------------|---------------------------------------|--------------------------------|---|---|--|
| | | Total (number) | With payroll (number) | Total, all establishments (\$1,000) | Establishments with payroll (\$1,000) | | | | |
| BALTIMORE CITY | | | | | | | | | |
| | RETAIL TRADE, TOTAL | 8 661 | 6 291 | 1 316 945 | 1 268 191 | 176 280 | 3 469 749 | 57 193 | 7 485 |
| | LUMBER, BUILDING MATERIALS, HARDWARE, FARM EQUIPMENT DEALERS | | | | | | | | |
| 52 | TOTAL | 226 | 162 | 27 180 | 26 156 | 3 438 | 67 439 | 852 | 192 |
| 521 | LUMBER YARDS | 20 | 20 | 12 476 | 12 476 | 1 633 | 30 191 | 342 | 6 |
| | BUILDING MATERIALS DEALERS | 29 | 21 | 5 009 | 4 871 | 674 | 12 691 | 144 | 15 |
| 522 | HEATING, PLUMBING EQUIPMENT DEALERS | 4 | 4 | (D) | (D) | (D) | (D) | (D) | (D) |
| 523 | PAINT, GLASS, WALLPAPER STORES | 34 | 20 | 1 430 | 1 188 | 180 | 3 366 | 44 | 24 |
| 524 | ELECTRICAL SUPPLY STORES | 1 | 1 | (D) | (D) | (D) | (D) | (D) | (D) |
| 5251 | HARDWARE STORES | 138 | 96 | 7 643 | 6 999 | 830 | 18 921 | 299 | 144 |
| 5252 | FARM EQUIPMENT DEALERS | - | - | - | - | - | - | - | - |
| | GENERAL MERCHANDISE GROUP STORES* | | | | | | | | |
| 53 PART* | TOTAL | 220 | 188 | 219 548 | 218 954 | 38 160 | 756 052 | 14 127 | 114 |
| 531 | DEPARTMENT STORES | 25 | 25 | 184 018 | 184 018 | 32 194 | 641 128 | 11 682 | 2 |
| 533 | LIMITED PRICE VARIETY STORES | 85 | 75 | 23 426 | 23 248 | 4 225 | 78 059 | 1 900 | 46 |
| 539 | GENERAL MERCHANDISE STORES | 91 | 79 | 11 272 | 11 022 | 1 654 | 35 262 | 510 | 45 |
| | DRY GOODS STORES | 10 | 6 | 665 | (D) | (D) | (D) | (D) | (D) |
| | SEWING, NEEDLEWORK STORES | 9 | 3 | 167 | (D) | (D) | (D) | (D) | (D) |
| | FOOD STORES | | | | | | | | |
| 54 | TOTAL | 2 304 | 1 304 | 269 561 | 243 805 | 21 141 | 403 079 | 6 806 | 2 185 |
| 541 | GROCERY STORES, INCLUDING DELICATESSENS | 1 428 | 794 | 226 875 | 208 319 | 16 524 | 315 462 | 4 950 | 1 389 |
| 542 | MEAT MARKETS | 156 | 116 | 12 294 | 11 006 | 1 054 | 20 285 | 342 | 172 |
| | FISH (SEAFOOD) MARKETS | 49 | 33 | 2 808 | 2 620 | 251 | 4 453 | 97 | 51 |
| 543 | FRUIT STORES, VEGETABLE MARKETS | 96 | 42 | 3 358 | 2 476 | 185 | 3 211 | 84 | 104 |
| 544 | CANDY, NUT, CONFECTIONERY STORES | 303 | 97 | 7 064 | 3 148 | 414 | 9 655 | 253 | 265 |
| 545 | DAIRY PRODUCTS STORES | 53 | 43 | 3 726 | 3 488 | 373 | 7 012 | 178 | 16 |
| 546 | RETAIL BAKERIES | 154 | 132 | 8 879 | 8 665 | 1 991 | 36 547 | 737 | 130 |
| 5462 | RETAIL BAKERIES, MANUFACTURING | 88 | 78 | 5 364 | 5 296 | 1 500 | 27 608 | 541 | 103 |
| 5463 | RETAIL BAKERIES, NONMANUFACTURING | 66 | 54 | 3 515 | 3 369 | 491 | 8 939 | 196 | 27 |
| 549 | EGG AND POULTRY DEALERS | 59 | 41 | 4 015 | 3 545 | 261 | 4 835 | 137 | 54 |
| | OTHER | 6 | 6 | 542 | 538 | 88 | 1 619 | 28 | 4 |
| | AUTOMOTIVE DEALERS | | | | | | | | |
| 55 EX.554 | TOTAL | 275 | 223 | 229 761 | 228 271 | 21 591 | 414 580 | 3 899 | 174 |
| 551 | PASSENGER CAR DEALERS, FRANCHISED | 66 | 66 | 198 015 | 198 015 | 17 764 | 342 950 | 3 069 | 13 |
| | DOMESTIC CAR DEALERS | 49 | 49 | 159 289 | 159 289 | 14 137 | 268 494 | 2 451 | 9 |
| | IMPORTED CAR DEALERS | 8 | 9 | (D) | (D) | (D) | (D) | (D) | (D) |
| | DOMESTIC AND IMPORTED CAR DEALERS | 9 | 8 | (D) | (D) | (D) | (D) | (D) | (D) |
| 552 | PASSENGER CAR DEALERS, NONFRANCHISED | 125 | 83 | 16 305 | 14 981 | 1 258 | 23 545 | 256 | 119 |
| 553 | TIRE, BATTERY, ACCESSORY DEALERS | 55 | 51 | 10 806 | 10 724 | 1 935 | 36 468 | 432 | 26 |
| | HOME AND AUTO SUPPLY STORES | 11 | 11 | (D) | (D) | (D) | (D) | (D) | (D) |
| 559 | MISCELLANEOUS AIRCRAFT, MARINE, AUTOMOTIVE DEALERS | 18 | 12 | (D) | (D) | (D) | (D) | (D) | (D) |
| | AIRCRAFT, BOAT, MOTORCYCLE DEALERS | 13 | 9 | 1 623 | 1 581 | 214 | 3 600 | 36 | 11 |
| | HOUSEHOLD TRAILER DEALERS | 4 | 2 | 144 | (D) | (D) | (D) | (D) | (D) |
| | OTHER AUTOMOTIVE DEALERS | 1 | 1 | (D) | (D) | (D) | (D) | (D) | (D) |
| | GASOLINE SERVICE STATIONS | | | | | | | | |
| 55PT(554) | TOTAL | 560 | 488 | 63 199 | 61 441 | 5 878 | 119 313 | 1 895 | 570 |
| | APPAREL, ACCESSORY STORES | | | | | | | | |
| 56 | TOTAL | 588 | 500 | 80 457 | 78 757 | 12 495 | 235 981 | 3 825 | 398 |
| 561,567 | MEN'S, BOYS' APPAREL STORES, CUSTOM TAILORS | 154 | 126 | 22 102 | 21 640 | 3 675 | 69 582 | 931 | 116 |
| 561 | MEN'S, BOYS' CLOTHING AND FURNISHINGS STORES | 129 | 117 | 21 624 | (D) | (D) | (D) | (D) | (D) |
| 567 | CUSTOM TAILORS | 25 | 9 | 478 | (D) | (D) | (D) | (D) | (D) |
| 562-3,568 | WOMEN'S CLOTHING, SPECIALTY STORES | 198 | 182 | 27 349 | 27 163 | 4 434 | 83 700 | 1 491 | 113 |
| 562 | WOMEN'S READY-TO-WEAR STORES | 128 | 124 | 21 693 | 21 621 | 3 564 | 68 087 | 1 208 | 65 |
| 563,568 | WOMEN'S ACCESSORY, SPECIALTY STORES, FURRIERS | 70 | 58 | 5 656 | 5 542 | 870 | 15 613 | 283 | 48 |
| 563 | MILLINERY STORES | 16 | 14 | 760 | 754 | 122 | 2 213 | 55 | 8 |
| | CORSET, LINGERIE STORES | 5 | 5 | 391 | 391 | 65 | 1 309 | 26 | 4 |
| | HOSIERY STORES | 5 | 3 | 251 | (D) | (D) | (D) | (D) | (D) |
| | APPAREL, ACCESSORY, OTHER SPECIALTY STORES | 24 | 22 | 1 939 | 1 935 | 247 | 4 177 | 109 | 22 |
| 568 | FURRIERS, FUR SHOPS | 20 | 14 | 2 315 | (D) | (D) | (D) | (D) | (D) |
| 565 | FAMILY CLOTHING STORES | 67 | 43 | 10 246 | 9 866 | 1 336 | 24 953 | 516 | 58 |
| 566 | SHOE STORES | 150 | 132 | 17 739 | 17 089 | 2 730 | 51 562 | 749 | 90 |
| | MEN'S SHOE STORES | 22 | 22 | 2 237 | 2 237 | 514 | 9 925 | 123 | 2 |
| | WOMEN'S SHOE STORES | 30 | 30 | 5 733 | 5 733 | 1 052 | 20 669 | 295 | 12 |
| | CHILDREN'S, JUVENILES' SHOE STORES | 5 | 5 | 493 | 493 | 68 | 1 301 | 15 | 2 |
| | FAMILY SHOE STORES | 93 | 75 | 9 276 | 8 626 | 1 096 | 19 667 | 316 | 74 |
| 564 | CHILDREN'S, INFANTS' WEAR STORES | 16 | 16 | (D) | (D) | (D) | (D) | (D) | (D) |
| 569 | MISCELLANEOUS APPAREL, ACCESSORY STORES | 3 | 1 | (D) | (D) | (D) | (D) | (D) | (D) |
| | FURNITURE, HOME FURNISHINGS, EQUIPMENT STORES | | | | | | | | |
| 57 | TOTAL | 362 | 272 | 65 400 | 63 960 | 10 353 | 206 202 | 2 301 | 249 |
| 571 | FURNITURE, HOME FURNISHINGS STORES | 230 | 170 | 44 676 | 43 628 | 7 909 | 161 717 | 1 763 | 153 |
| 5712 | FURNITURE STORES | 144 | 102 | 35 870 | 35 092 | 6 367 | 127 573 | 1 386 | 87 |
| 5713 | FLOOR COVERING STORES | 30 | 28 | 5 191 | 5 153 | 896 | 20 622 | 180 | 15 |
| 5714 | DRAPERY, CURTAIN, UPHOLSTERY STORES | 22 | 20 | 1 656 | 1 558 | 367 | 7 713 | 105 | 15 |
| 5715 | CHINA, GLASSWARE, METALWARE STORES | 8 | 2 | 236 | (D) | (D) | (D) | (D) | (D) |
| 5719 | MISCELLANEOUS HOME FURNISHINGS STORES | 26 | 18 | 1 723 | (D) | (D) | (D) | (D) | (D) |

Standard Notes: - Represents zero. (D) Withheld to avoid disclosure. (NA) Not available. (X) Not applicable.
 *Nonstore retailers, part of SIC major group 53, are shown separately in this table.

TABLE 6. Cities With 500 Establishments or More: 1963-Continued

| SIC code | City and kind of business | Establishments | | Sales | | Payroll, entire year (\$1,000) | Payroll, workweek ended nearest Nov. 15 (dollars) | Paid employees, workweek ended nearest Nov. 15 (number) | Active proprietors of unincorporated businesses (number) |
|-----------|---|----------------|--------------|---------------------------|-----------------------------|--------------------------------|---|---|--|
| | | Total | With payroll | Total, all establishments | Establishments with payroll | | | | |
| | | (number) | (number) | (\$1,000) | (\$1,000) | | | | |
| | BALTIMORE CITY--CONTINUED | | | | | | | | |
| | FURNITURE, HOMES FURNISHINGS, EQUIPMENT STORES--CON. | | | | | | | | |
| 572 | HOUSEHOLD APPLIANCE STORES | 52 | 42 | 13 347 | 13 187 | 1 303 | 24 844 | 283 | 25 |
| 5732 | RADIO, TELEVISION STORES | 30 | 28 | 3 543 | 3 537 | 531 | 8 915 | 105 | 27 |
| 5733 | MUSIC STORES | 50 | 32 | 3 834 | 3 608 | 610 | 10 726 | 150 | 44 |
| | RECORD SHOPS | 21 | 17 | 1 328 | 1 278 | 173 | 3 195 | 54 | 17 |
| | MUSICAL INSTRUMENT STORES | 29 | 15 | 2 506 | 2 330 | 437 | 7 531 | 96 | 27 |
| | EATING, DRINKING PLACES | | | | | | | | |
| 58 | TOTAL | 2 174 | 1 832 | 135 624 | 130 750 | 27 824 | 547 131 | 12 486 | 1 913 |
| 5812 | EATING PLACES | 1 112 | 968 | 83 086 | 81 414 | 20 128 | 392 543 | 9 153 | 922 |
| | RESTAURANTS, LUNCHROOMS | 735 | 651 | 55 614 | 54 496 | 12 942 | 264 226 | 6 292 | 677 |
| | CAFETERIAS | 74 | 72 | 7 949 | 7 897 | 3 071 | 45 940 | 882 | 17 |
| | REFRESHMENT PLACES | 257 | 209 | 16 792 | 16 346 | 3 471 | 68 758 | 1 670 | 192 |
| | CATERERS | 46 | 36 | 2 731 | 2 675 | 644 | 13 619 | 309 | 36 |
| 5813 | DRINKING PLACES (ALCOHOLIC BEVERAGES) | 1 062 | 864 | 52 538 | 49 336 | 7 696 | 154 588 | 3 333 | 991 |
| | DRUG STORES, PROPRIETARY STORES | | | | | | | | |
| 59PT(591) | TOTAL | 358 | 344 | 59 065 | 58 649 | 8 137 | 155 274 | 3 248 | 291 |
| 591 | DRUG STORES | 338 | 324 | 57 024 | 56 608 | 7 942 | 150 874 | 3 133 | 275 |
| | PROPRIETARY STORES | 20 | 20 | 2 041 | 2 041 | 195 | 4 400 | 115 | 16 |
| | OTHER RETAIL STORES | | | | | | | | |
| 59 EX.591 | TOTAL | 1 154 | 848 | 108 380 | 102 214 | 14 014 | 265 593 | 4 015 | 993 |
| 592 | LIQUOR STORES | 351 | 301 | 40 582 | 38 034 | 3 123 | 58 814 | 1 118 | 307 |
| 593 | ANTIQUARIAN, SECONHAND STORES | 147 | 87 | 6 760 | 6 186 | 1 226 | 23 857 | 344 | 137 |
| 5932 | ANTIQUARIAN STORES | 33 | 7 | 518 | (0) | (0) | (0) | (0) | (0) |
| 5933 | SECONHAND STORES | 114 | 80 | 6 242 | (0) | (0) | (0) | (0) | (0) |
| 594 | BOOK, STATIONERY STORES | 54 | 42 | 3 114 | 2 760 | 458 | 9 450 | 164 | 44 |
| 5942 | BOOK STORES | 28 | 22 | 1 353 | 1 231 | 206 | 4 459 | 77 | 19 |
| 5943 | STATIONERY STORES | 26 | 20 | 1 761 | 1 529 | 252 | 4 991 | 87 | 25 |
| 595 | SPORTING GOODS STORES, BICYCLE SHOPS | 33 | 21 | 1 832 | 1 648 | 210 | 3 849 | 57 | 31 |
| 5952 | SPORTING GOODS STORES | 24 | 18 | (0) | (0) | (0) | (0) | (0) | (0) |
| 5953 | BICYCLE SHOPS | 9 | 3 | (0) | (0) | (0) | (0) | (0) | (0) |
| 5962 | HAY, GRAIN, FEED STORES | 10 | 8 | 2 070 | 2 048 | 173 | 3 203 | 48 | 6 |
| 5969 | OTHER FARM SUPPLY STORES | 2 | 2 | (0) | (0) | (0) | (0) | (0) | (0) |
| | GARDEN SUPPLY STORES | 5 | 5 | 296 | 296 | 49 | 1 019 | 14 | 5 |
| 597 | JEWELRY STORES | 94 | 66 | 13 682 | 13 170 | 2 398 | 43 651 | 582 | 69 |
| 598 | FUEL, ICE DEALERS | 93 | 57 | 17 416 | 17 014 | 2 297 | 45 109 | 589 | 78 |
| 5982 | COAL AND WOOD DEALERS | 19 | 13 | 3 061 | 3 015 | 515 | 10 193 | 136 | 13 |
| | ICE DEALERS | 24 | 8 | 585 | 435 | 40 | 928 | 15 | 23 |
| 5983 | FUEL OIL DEALERS | 50 | 36 | 13 770 | 13 564 | 1 742 | 33 988 | 438 | 42 |
| 5984 | BOTTLE GAS DEALERS | - | - | - | - | - | - | - | - |
| 5992 | FLORISTS | 86 | 52 | 4 027 | 3 595 | 792 | 13 742 | 252 | 90 |
| 5993 | CIGAR STORES, STANDS | 16 | 10 | 1 231 | 1 065 | 114 | 2 008 | 31 | 9 |
| 5994 | NEWS DEALERS, NEWSSTANDS | 21 | 13 | 566 | 436 | 34 | 665 | 20 | 20 |
| 5996 | CAMERA, PHOTOGRAPHIC SUPPLY STORES | 14 | 14 | (0) | (0) | (0) | (0) | (0) | (0) |
| 5997 | GIFT, NOVELTY, SOUVENIR SHOPS | 48 | 32 | 1 505 | 1 353 | 161 | 3 049 | 74 | 45 |
| 5998 | OPTICAL GOODS STORES | 57 | 53 | 3 939 | 3 915 | 1 462 | 27 388 | 262 | 43 |
| 5999 | TYPEWRITER STORES | 6 | 4 | (0) | (0) | (0) | (0) | (0) | (0) |
| | LUGGAGE, LEATHER GOODS STORES | 7 | 7 | 1 065 | 1 065 | 189 | 3 287 | 66 | 9 |
| | HOBBY, TOY, GAME SHOPS | 12 | 12 | 2 326 | 2 326 | 249 | 5 367 | 90 | 4 |
| | RELIGIOUS GOODS STORES | 14 | 8 | 569 | 531 | 58 | 1 065 | 22 | 14 |
| | PET SHOPS | 10 | 4 | 177 | 119 | 16 | 416 | 7 | 13 |
| | OTHER | 74 | 50 | 3 716 | 3 260 | 575 | 11 738 | 173 | 58 |
| | NONSTORE RETAILERS* | | | | | | | | |
| 53 PART* | TOTAL | 440 | 130 | 58 770 | 55 234 | 13 249 | 299 105 | 3 739 | 406 |
| 532 | MAIL-ORDER HOUSES | 13 | 5 | 20 491 | (0) | (0) | (0) | (0) | (0) |
| 534 | MERCHANDISE VENDING MACHINE OPERATORS | 83 | 35 | 20 180 | 19 596 | 2 230 | 47 090 | 420 | 67 |
| 535 | DIRECT SELLING (HOUSE-TO-HOUSE) ORGANIZATIONS | 344 | 90 | 18 099 | (0) | (0) | (0) | (0) | (0) |

Standard Notes: - Represents zero. (D) Withheld to avoid disclosure. (NA) Not available. (X) Not applicable.
 *Nonstore retailers, part of SIC major group 53, are shown separately in this table.

TABLE 7. In-Plant Food Contractors: 1963

| SIC code | Standard metropolitan statistical area and kind of business | Establishments | | Sales | | Payroll, entire year (\$1,000) | Payroll, workweek ended nearest Nov. 15 (dollars) | Paid employees, workweek ended nearest Nov. 15 (number) | Active proprietors of unincorporated businesses (number) |
|---------------------------------------|---|----------------|-----------------------|-------------------------------------|---------------------------------------|--------------------------------|---|---|--|
| | | Total (number) | With payroll (number) | Total, all establishments (\$1,000) | Establishments with payroll (\$1,000) | | | | |
| MARYLAND | | | | | | | | | |
| 5812 PART | IN-PLANT FOOD CONTRACTORS: TOTAL | 144 | 144 | 14 458 | 14 458 | 4 587 | 85 159 | 1 602 | 44 |
| | RESTAURANTS: LUNCHROOMS. | 25 | 25 | 2 191 | 2 191 | 538 | 9 432 | 221 | 19 |
| | CAFETERIAS | 105 | 105 | 11 479 | 11 479 | 3 902 | 73 360 | 1 323 | 14 |
| | REFRESHMENT PLACES | 14 | 14 | 788 | 788 | 147 | 2 367 | 58 | 11 |
| BALTIMORE SMSA | | | | | | | | | |
| 5812 PART | IN-PLANT FOOD CONTRACTORS: TOTAL | 113 | 113 | 11 306 | 11 306 | 3 683 | 69 016 | 1 291 | 29 |
| | RESTAURANTS: LUNCHROOMS. | 15 | 15 | 970 | 970 | 283 | 5 269 | 129 | 12 |
| | CAFETERIAS | 91 | 91 | 9 787 | 9 787 | 3 274 | 61 741 | 1 116 | 12 |
| | REFRESHMENT PLACES | 7 | 7 | 549 | 549 | 126 | 2 006 | 46 | 5 |
| WASHINGTON, D.C.-MD.-VA., SMSA | | | | | | | | | |
| 5812 PART | IN-PLANT FOOD CONTRACTORS: TOTAL | 191 | 191 | 32 802 | 32 802 | 11 681 | 233 756 | 4 192 | 91 |
| | RESTAURANTS: LUNCHROOMS. | 12 | 12 | 1 548 | 1 548 | 406 | 8 193 | 166 | 3 |
| | CAFETERIAS | 76 | 76 | 25 691 | 25 691 | 10 222 | 203 121 | 3 613 | 5 |
| | REFRESHMENT PLACES | 103 | 103 | 5 563 | 5 563 | 1 053 | 22 442 | 413 | 83 |

Standard Notes: - Represents zero. (D) Withheld to avoid disclosure. (NA) Not available. (X) Not applicable.

TABLE 8. Commissaries, Exchanges, and Eating and Drinking Places Operated for Military Personnel by the U. S. Department of Defense: 1963

[These data were collected by the Department of Defense and are not included in any of the tabulations of the 1963 Census of Business]

| County | Sales | Civilian payroll, entire year | Civilian employees, workweek ended nearest Nov. 15 | Civilian payroll, workweek ended nearest Nov. 15 | Sales | Civilian payroll, entire year | Civilian employees, workweek ended nearest Nov. 15 | Civilian payroll, workweek ended nearest Nov. 15 |
|--------------------------|------------------|-------------------------------|--|--|-----------------------------------|-------------------------------|--|--|
| | (\$1,000) | (\$1,000) | (number) | (dollars) | (\$1,000) | (\$1,000) | (number) | (dollars) |
| | TOTAL | | | | COMMISSARIES | | | |
| MARYLAND: TOTAL. | 52 844 | 6 299 | 1 780 | 115 219 | 24 402 | 1 496 | 280 | 28 323 |
| ANNE ARUNDEL | 18 651 | 1 760 | 501 | 36 276 | 10 251 | 521 | 92 | 10 332 |
| BALTIMORE CITY | 2 564 | 289 | 73 | 5 169 | 2 229 | 207 | 32 | 3 278 |
| CHARLES. | 311 | 26 | 24 | 526 | - | - | - | - |
| CECIL. | 288 | 40 | 12 | 846 | - | - | - | - |
| FREDERICK. | 241 | 55 | 21 | 1 043 | - | - | - | - |
| HARFORD. | 12 084 | 1 873 | 394 | 25 549 | 4 241 | 420 | 85 | 7 926 |
| MONTGOMERY | 2 637 | 521 | 189 | 10 524 | - | - | - | - |
| PRINCE GEORGES | 9 544 | 969 | 238 | 19 384 | 4 868 | 208 | 40 | 4 003 |
| ST. MARYS. | 5 320 | 646 | 280 | 13 187 | 1 794 | 50 | 9 | 994 |
| WASHINGTON | 1 204 | 120 | 48 | 2 715 | 1 019 | 90 | 22 | 1 790 |
| | EXCHANGES | | | | EATING AND DRINKING PLACES | | | |
| MARYLAND: TOTAL. | 23 295 | 3 427 | 861 | 58 282 | 5 147 | 1 376 | 639 | 28 614 |
| ANNE ARUNDEL | 7 745 | 987 | 299 | 20 619 | 655 | 252 | 110 | 5 325 |
| BALTIMORE CITY | 72 | 22 | 6 | 354 | 263 | 60 | 35 | 1 537 |
| CHARLES. | 207 | 10 | 5 | 185 | 104 | 16 | 19 | 341 |
| CECIL. | - | - | - | - | 288 | 40 | 12 | 846 |
| FREDERICK. | 58 | 17 | 6 | 362 | 183 | 38 | 15 | 681 |
| HARFORD. | 6 418 | 1 061 | 130 | 9 953 | 1 425 | 392 | 179 | 7 670 |
| MONTGOMERY | 1 909 | 251 | 73 | 4 919 | 728 | 270 | 116 | 5 605 |
| PRINCE GEORGES | 3 793 | 605 | 154 | 12 226 | 883 | 156 | 44 | 3 155 |
| ST. MARYS. | 3 035 | 461 | 181 | 9 350 | 491 | 135 | 90 | 2 843 |
| WASHINGTON | 58 | 13 | 7 | 314 | 127 | 17 | 19 | 611 |

Standard Notes: - Represents zero. (D) Withheld to avoid disclosure. (NA) Not available. (X) Not applicable.

TABLE 9. Counties; Cities of 2,500 Inhabitants or More: 1958

| County and city | Establishments | | Sales | | Payroll, entire year (\$1,000) | County and city | Establishments | | Sales | | Payroll, entire year (\$1,000) |
|-------------------------------|----------------|-----------------------|-------------------------------------|---------------------------------------|--------------------------------|---|----------------|-----------------------|-------------------------------------|---------------------------------------|--------------------------------|
| | Total (number) | With payroll (number) | Total, all establishments (\$1,000) | Establishments with payroll (\$1,000) | | | Total (number) | With payroll (number) | Total, all establishments (\$1,000) | Establishments with payroll (\$1,000) | |
| MARYLAND, TOTAL | 26 150 | 17 422 | 3 326 057 | 3 144 379 | 374 495 | KENT COUNTY | 204 | 142 | 17 036 | 15 656 | 1 389 |
| ALLEGANY COUNTY | 966 | 640 | 92 129 | 86 309 | 9 690 | CHESTERTOWN | 74 | 64 | 9 721 | 9 555 | 916 |
| CUMBERLAND | 516 | 386 | 63 670 | 61 624 | 7 360 | REMAINDER OF COUNTY | 130 | 78 | 7 315 | 6 101 | 473 |
| FROSTBURG | 116 | 70 | 10 158 | 9 342 | 989 | MONTGOMERY COUNTY | 1 431 | 1 091 | 353 421 | 347 219 | 40 354 |
| WESTERNPORT | 35 | 21 | 3 552 | 3 276 | 262 | ROCKVILLE | 178 | 152 | 44 819 | 44 379 | 5 137 |
| REMAINDER OF COUNTY | 299 | 163 | 14 749 | 12 067 | 1 079 | TAKOMA PARK (PART) ¹ | 42 | 22 | 5 701 | 5 371 | 513 |
| ANNE ARUNDEL COUNTY | 1 325 | 929 | 159 122 | 150 104 | 15 952 | REMAINDER OF COUNTY | 1 211 | 917 | 302 901 | 297 469 | 34 704 |
| ANNAPOLIS | 316 | 252 | 45 063 | 43 815 | 4 586 | PRINCE GEORGES COUNTY | 1 516 | 1 184 | 297 623 | 290 153 | 30 329 |
| REMAINDER OF COUNTY | 1 009 | 677 | 114 059 | 106 289 | 11 366 | BLADENSBURG | 60 | 54 | 19 234 | 19 140 | 1 941 |
| BALTIMORE | 11 495 | 7 323 | 1 395 974 | 1 309 688 | 175 398 | BRENTWOOD | 22 | 16 | 5 462 | 5 350 | 348 |
| BALTIMORE COUNTY | 2 060 | 1 634 | 326 446 | 318 192 | 36 173 | CAPITOL HEIGHTS | 25 | 21 | 2 976 | 2 882 | 313 |
| CALVERT COUNTY | 148 | 96 | 10 560 | 9 182 | 913 | CHEVERLY | 2 | - | (0) | (0) | (0) |
| CAROLINE COUNTY | 258 | 132 | 22 558 | 19 858 | 1 376 | COLLEGE PARK | 94 | 78 | 13 506 | 12 850 | 1 578 |
| CARROLL COUNTY | 583 | 323 | 49 891 | 44 675 | 4 485 | GREENBELT | 9 | 7 | (0) | (0) | (0) |
| WESTMINSTER | 132 | 108 | 21 915 | 21 465 | 2 343 | HYATTSVILLE | 184 | 138 | 53 049 | 52 011 | 5 266 |
| REMAINDER OF COUNTY | 451 | 215 | 27 976 | 23 210 | 2 142 | LAUREL | 111 | 97 | 19 792 | 19 576 | 2 559 |
| CECIL COUNTY | 490 | 314 | 41 671 | 37 441 | 3 663 | MT RAINIER | 52 | 40 | 5 415 | 5 277 | 580 |
| ELKTON | 122 | 90 | 16 219 | 15 651 | 1 559 | RIVEROALE | 41 | 33 | 5 546 | 5 412 | 562 |
| REMAINDER OF COUNTY | 368 | 224 | 25 452 | 21 790 | 2 104 | TAKOMA PARK (PART) ¹ | 36 | 28 | 9 536 | 9 420 | 1 059 |
| CHARLES COUNTY | 360 | 238 | 31 491 | 28 385 | 3 140 | REMAINDER OF COUNTY | 880 | 672 | 160 015 | 155 265 | 15 840 |
| DORCHESTER COUNTY | 339 | 185 | 28 153 | 24 511 | 2 659 | QUEEN ANNES COUNTY | 181 | 117 | 14 466 | 13 054 | 1 314 |
| CAMBRIDGE | 193 | 131 | 22 191 | 20 817 | 2 310 | ST MARYS COUNTY | 349 | 221 | 27 168 | 24 872 | 2 688 |
| REMAINDER OF COUNTY | 146 | 54 | 5 962 | 3 694 | 349 | SOMERSET COUNTY | 240 | 134 | 16 156 | 13 902 | 1 079 |
| FREDERICK COUNTY | 754 | 514 | 74 017 | 68 945 | 7 320 | CRISFIELD | 73 | 55 | 4 629 | 4 247 | 354 |
| BRUNSWICK | 45 | 39 | 4 301 | 4 211 | 385 | REMAINDER OF COUNTY | 167 | 79 | 11 527 | 9 655 | 725 |
| FREDERICK | 332 | 268 | 44 137 | 43 223 | 5 020 | TALBOT COUNTY | 317 | 217 | 39 644 | 37 442 | 3 350 |
| REMAINDER OF COUNTY | 377 | 207 | 25 579 | 21 511 | 1 915 | EASTON | 161 | 127 | 30 164 | 29 484 | 2 719 |
| GARRETT COUNTY | 222 | 110 | 17 333 | 15 255 | 1 354 | REMAINDER OF COUNTY | 156 | 90 | 9 480 | 7 958 | 631 |
| HARFORD COUNTY | 614 | 422 | 68 115 | 63 715 | 6 360 | WASHINGTON COUNTY | 968 | 652 | 106 916 | 100 974 | 12 131 |
| ABERDEEN | 84 | 80 | 13 383 | 13 131 | 1 423 | HAGERSTOWN | 563 | 421 | 76 923 | 74 333 | 9 695 |
| BEL AIR | 87 | 71 | 17 497 | 17 223 | 1 892 | REMAINDER OF COUNTY | 405 | 231 | 29 993 | 26 641 | 2 436 |
| HAVRE DE GRACE | 104 | 76 | 10 169 | 9 643 | 945 | WICOMICO COUNTY | 617 | 343 | 68 776 | 63 084 | 7 434 |
| REMAINDER OF COUNTY | 339 | 195 | 27 066 | 23 718 | 2 100 | SALISBURY | 369 | 255 | 53 779 | 51 505 | 6 314 |
| HOWARD COUNTY | 257 | 159 | 24 409 | 22 031 | 2 275 | REMAINDER OF COUNTY | 248 | 88 | 14 997 | 11 579 | 1 120 |
| | | | | | | WORCESTER COUNTY | 456 | 302 | 42 982 | 39 732 | 3 669 |
| | | | | | | POCOMOKE CITY | 87 | 77 | 12 882 | 12 662 | 1 269 |
| | | | | | | REMAINDER OF COUNTY | 369 | 225 | 30 100 | 27 070 | 2 400 |

Standard Notes: - Represents zero. (D) Withheld to avoid disclosure. (NA) Not available. (X) Not applicable.
¹ Takoma Park is in Montgomery and Prince Georges Counties.

TABLE 10. Standard Metropolitan Statistical Areas: 1958

[Data are based on 1964 SMSA definitions.]

| SIC code | Kind of business | Establishments | | Sales | | Establishments | | Sales | |
|-----------|---|----------------|-----------------------|-------------------------------------|---------------------------------------|----------------|-----------------------|-------------------------------------|---------------------------------------|
| | | Total (number) | With payroll (number) | Total, all establishments (\$1,000) | Establishments with payroll (\$1,000) | Total (number) | With payroll (number) | Total, all establishments (\$1,000) | Establishments with payroll (\$1,000) |
| | RETAIL TRADE, TOTAL | 15 720 | 10 368 | 1 955 842 | 1 844 690 | 11 609 | 9 251 | 2 501 884 | 2 451 996 |
| 52 | LUMBER, BLDG MATLS, HOME, FARM EQUIP. DEALERS | 592 | 382 | 84 847 | 80 493 | 496 | 410 | 96 608 | 95 166 |
| 53 PART* | GENERAL MERCHANDISE GROUP STORES* | 436 | 290 | 243 140 | 239 788 | 345 | 269 | 317 261 | 315 449 |
| 54 | FOOD STORES | 4 181 | 2 047 | 492 787 | 440 619 | 2 153 | 1 547 | 598 408 | 581 324 |
| 55 EX.554 | AUTOMOTIVE DEALERS | 520 | 412 | 263 868 | 260 942 | 505 | 431 | 381 564 | 379 986 |
| 55PT(554) | GASOLINE SERVICE STATIONS | 1 406 | 1 152 | 119 938 | 112 434 | 1 231 | 1 123 | 159 015 | 155 939 |
| 56 | APPAREL, ACCESSORY STORES | 1 013 | 827 | 117 442 | 113 952 | 986 | 870 | 179 444 | 176 906 |
| 57 | FURNITURE, HOME FURNISHINGS, EQUIPMENT STORES | 658 | 454 | 88 019 | 85 067 | 661 | 529 | 135 827 | 133 341 |
| 58 | EATING, DRINKING PLACES | 3 561 | 2 785 | 196 095 | 182 973 | 2 290 | 2 006 | 198 127 | 192 509 |
| 59PT(591) | DRUG STORES, PROPRIETARY STORES | 547 | 521 | 86 135 | 85 371 | 487 | 467 | 124 870 | 124 248 |
| 59 EX.591 | OTHER RETAIL STORES | 1 907 | 1 271 | 161 386 | 150 524 | 1 888 | 1 462 | 263 062 | 254 978 |
| 53 PART* | NONSTORE RETAILERS* | 899 | 227 | 102 185 | 92 527 | 567 | 137 | 47 698 | 42 150 |

Standard Notes: - Represents zero. (D) Withheld to avoid disclosure. (NA) Not available. (X) Not applicable.
 *Nonstore retailers, part of SIC major group 53, are shown separately in this table.

WILMINGTON, DEL.-N.J.-MD., SMSA - Data will be presented in Volume 11, Part I, Chapter 9.

TABLE 11. Counties with 500 Establishments or More: 1958

| SIC code | Kind of business | Establishments | | Sales | | Establishments | | Sales | |
|-----------|---|-------------------|--------------------------|--|--|-----------------------|--------------------------|--|--|
| | | Total (number) | With payroll (number) | Total, all establishments (\$1,000) | Establishments with payroll (\$1,000) | Total (number) | With payroll (number) | Total, all establishments (\$1,000) | Establishments with payroll (\$1,000) |
| | | ALLEGANY COUNTY | | | | ANNE ARUNDEL COUNTY | | | |
| | RETAIL TRADE, TOTAL | 966 | 640 | 92 129 | 86 309 | 1 325 | 929 | 159 122 | 150 104 |
| 52 | LUMBER, BLDG MATLS, HOME, FARM EQUIP. DEALERS | 41 | 19 | 6 280 | 5 722 | 58 | 44 | 12 242 | 11 870 |
| 53 PART* | GENERAL MERCHANDISE GROUP STORES* | 37 | 25 | 10 002 | 9 714 | 50 | 30 | 11 936 | 11 516 |
| 54 | FOOD STORES | 240 | 132 | 26 753 | 24 637 | 266 | 152 | 48 741 | 45 643 |
| 55 EX.554 | AUTOMOTIVE DEALERS | 63 | 53 | 14 420 | 14 110 | 66 | 48 | 18 696 | 18 136 |
| 55PT(554) | GASOLINE SERVICE STATIONS | 105 | 71 | 6 953 | 6 073 | 209 | 165 | 15 959 | 14 259 |
| 56 | APPAREL, ACCESSORY STORES | 60 | 50 | 6 042 | 5 942 | 75 | 69 | 7 569 | 7 429 |
| 57 | FURNITURE, HOME FURNISHINGS, EQUIPMENT STORES | 44 | 36 | 4 820 | 4 694 | 42 | 32 | 4 700 | 4 636 |
| 58 | EATING, DRINKING PLACES | 189 | 135 | 5 456 | 4 718 | 323 | 249 | 17 347 | 16 165 |
| 59PT(591) | DRUG STORES, PROPRIETARY STORES | 31 | 27 | 3 386 | 3 352 | 34 | 32 | 5 989 | (0) |
| 59 EX.591 | OTHER RETAIL STORES | 133 | 77 | 6 710 | 6 098 | 156 | 98 | 14 303 | 13 453 |
| 53 PART* | NONSTORE RETAILERS* | 23 | 15 | 1 307 | 1 249 | 46 | 10 | 1 640 | (0) |
| | | BALTIMORE COUNTY | | | | CARROLL COUNTY | | | |
| | RETAIL TRADE, TOTAL | 2 060 | 1 634 | 326 446 | 318 192 | 583 | 323 | 49 891 | 44 675 |
| 52 | LUMBER, BLDG MATLS, HOME, FARM EQUIP. DEALERS | 102 | 82 | 18 117 | 17 853 | 43 | 27 | 5 445 | 5 085 |
| 53 PART* | GENERAL MERCHANDISE GROUP STORES* | 57 | 37 | 17 149 | 16 729 | 30 | 16 | 2 788 | 2 132 |
| 54 | FOOD STORES | 381 | 285 | 115 663 | 113 237 | 146 | 48 | 12 139 | 10 133 |
| 55 EX.554 | AUTOMOTIVE DEALERS | 79 | 73 | 32 467 | 32 053 | 34 | 28 | 10 063 | 10 013 |
| 55PT(554) | GASOLINE SERVICE STATIONS | 346 | 302 | 31 334 | 30 210 | 74 | 46 | 3 798 | 3 082 |
| 56 | APPAREL, ACCESSORY STORES | 116 | 112 | 17 360 | 17 274 | 15 | 13 | 1 925 | (0) |
| 57 | FURNITURE, HOME FURNISHINGS, EQUIPMENT STORES | 78 | 62 | 9 839 | 9 571 | 40 | 26 | 2 052 | 1 756 |
| 58 | EATING, DRINKING PLACES | 408 | 356 | 29 459 | 28 675 | 69 | 53 | 1 867 | 1 573 |
| 59PT(591) | DRUG STORES, PROPRIETARY STORES | 87 | 87 | 19 301 | 19 301 | 11 | 11 | 1 235 | 1 235 |
| 59 EX.591 | OTHER RETAIL STORES | 280 | 204 | 22 772 | 21 676 | 79 | 49 | 7 404 | 6 996 |
| 53 PART* | NONSTORE RETAILERS* | 126 | 34 | 12 985 | 11 613 | 42 | 6 | 1 175 | (0) |
| | | FREDERICK COUNTY | | | | HARFORD COUNTY | | | |
| | RETAIL TRADE, TOTAL | 754 | 514 | 74 017 | 68 945 | 614 | 422 | 68 115 | 63 715 |
| 52 | LUMBER, BLDG MATLS, HOME, FARM EQUIP. DEALERS | 44 | 38 | 7 823 | 7 699 | 27 | 21 | 5 019 | 4 941 |
| 53 PART* | GENERAL MERCHANDISE GROUP STORES* | 43 | 23 | 5 724 | 5 312 | 32 | 20 | 3 328 | 3 008 |
| 54 | FOOD STORES | 157 | 77 | 19 017 | 16 643 | 99 | 55 | 18 250 | 16 822 |
| 55 EX.554 | AUTOMOTIVE DEALERS | 30 | 30 | 11 086 | 11 086 | 65 | 45 | 14 941 | 14 539 |
| 55PT(554) | GASOLINE SERVICE STATIONS | 84 | 70 | 5 172 | 4 838 | 101 | 79 | 6 565 | 5 895 |
| 56 | APPAREL, ACCESSORY STORES | 42 | 36 | 4 010 | 3 950 | 33 | 25 | 2 658 | 2 550 |
| 57 | FURNITURE, HOME FURNISHINGS, EQUIPMENT STORES | 35 | 33 | 3 893 | (0) | 22 | 22 | 2 699 | 2 699 |
| 58 | EATING, DRINKING PLACES | 134 | 96 | 4 305 | 3 603 | 113 | 79 | 4 110 | 3 576 |
| 59PT(591) | DRUG STORES, PROPRIETARY STORES | 14 | 14 | 1 976 | 1 976 | 13 | 13 | 1 852 | 1 852 |
| 59 EX.591 | OTHER RETAIL STORES | 138 | 90 | 10 436 | 9 708 | 83 | 53 | 7 347 | 6 711 |
| 53 PART* | NONSTORE RETAILERS* | 33 | 7 | 575 | (0) | 26 | 10 | 1 346 | 1 122 |
| | | MONTGOMERY COUNTY | | | | PRINCE GEORGES COUNTY | | | |
| | RETAIL TRADE, TOTAL | 1 431 | 1 091 | 353 421 | 347 219 | 1 516 | 1 184 | 297 623 | 290 153 |
| 52 | LUMBER, BLDG MATLS, HOME, FARM EQUIP. DEALERS | 97 | 83 | 21 437 | 21 105 | 82 | 68 | 16 087 | 15 955 |
| 53 PART* | GENERAL MERCHANDISE GROUP STORES* | 64 | 44 | 41 080 | 40 500 | 64 | 50 | 20 465 | 19 957 |
| 54 | FOOD STORES | 228 | 172 | 101 677 | 100 491 | 290 | 204 | 117 994 | 115 764 |
| 55 EX.554 | AUTOMOTIVE DEALERS | 78 | 64 | 65 599 | 65 373 | 78 | 62 | 39 328 | 39 120 |
| 55PT(554) | GASOLINE SERVICE STATIONS | 163 | 149 | 24 406 | 24 010 | 258 | 226 | 28 493 | 27 447 |
| 56 | APPAREL, ACCESSORY STORES | 111 | 99 | 17 011 | 16 761 | 93 | 87 | 12 089 | 11 777 |
| 57 | FURNITURE, HOME FURNISHINGS, EQUIPMENT STORES | 112 | 88 | 15 342 | 14 970 | 70 | 52 | 5 473 | 5 085 |
| 58 | EATING, DRINKING PLACES | 203 | 169 | 15 473 | 14 949 | 269 | 227 | 20 187 | 19 389 |
| 59PT(591) | DRUG STORES, PROPRIETARY STORES | 56 | 52 | 15 444 | 15 314 | 55 | 55 | 17 794 | 17 794 |
| 59 EX.591 | OTHER RETAIL STORES | 206 | 152 | 22 755 | 22 043 | 187 | 139 | 17 666 | 16 446 |
| 53 PART* | NONSTORE RETAILERS* | 113 | 19 | 13 197 | 11 703 | 70 | 14 | 2 047 | 1 419 |
| | | WASHINGTON COUNTY | | | | WICOMICO COUNTY | | | |
| | RETAIL TRADE, TOTAL | 968 | 652 | 106 916 | 100 974 | 617 | 343 | 68 776 | 63 084 |
| 52 | LUMBER, BLDG MATLS, HOME, FARM EQUIP. DEALERS | 43 | 33 | 7 427 | 7 253 | 27 | 17 | 4 246 | 4 094 |
| 53 PART* | GENERAL MERCHANDISE GROUP STORES* | 30 | 20 | 13 494 | 13 336 | 25 | 13 | 7 994 | 7 598 |
| 54 | FOOD STORES | 235 | 109 | 26 579 | 23 877 | 160 | 52 | 14 238 | 11 372 |
| 55 EX.554 | AUTOMOTIVE DEALERS | 52 | 40 | 15 969 | 15 851 | 42 | 32 | 12 538 | 12 312 |
| 55PT(554) | GASOLINE SERVICE STATIONS | 100 | 78 | 7 568 | 6 914 | 75 | 49 | 4 351 | 3 503 |
| 56 | APPAREL, ACCESSORY STORES | 68 | 56 | 7 002 | 6 814 | 43 | 35 | 5 708 | 5 628 |
| 57 | FURNITURE, HOME FURNISHINGS, EQUIPMENT STORES | 58 | 42 | 4 692 | 4 534 | 37 | 27 | 3 483 | 3 373 |
| 58 | EATING, DRINKING PLACES | 195 | 145 | 7 575 | 6 839 | 76 | 54 | 2 999 | 2 663 |
| 59PT(591) | DRUG STORES, PROPRIETARY STORES | 23 | 19 | 3 481 | 3 387 | 13 | 13 | 1 949 | 1 949 |
| 59 EX.591 | OTHER RETAIL STORES | 129 | 91 | 11 102 | 10 232 | 73 | 43 | 8 352 | 7 994 |
| 53 PART* | NONSTORE RETAILERS* | 35 | 19 | 2 027 | 1 937 | 46 | 8 | 2 918 | 2 598 |

Standard Notes: — Represents zero. (D) Withheld to avoid disclosure. (NA) Not available. (X) Not applicable.
 *Nonstore retailers, part of SIC major group 53, are shown separately in this table.

TABLE 12. Cities with 500 Establishments or More: 1958

| SIC code | Kind of business | Establishments | | Sales | | Establishments | | Sales | |
|-----------|---|----------------|-----------------------|-------------------------------------|---------------------------------------|----------------|-----------------------|-------------------------------------|---------------------------------------|
| | | Total (number) | With payroll (number) | Total, all establishments (\$1,000) | Establishments with payroll (\$1,000) | Total (number) | With payroll (number) | Total, all establishments (\$1,000) | Establishments with payroll (\$1,000) |
| | | BALTIMORE | | | | CUMBERLAND | | | |
| | RETAIL TRADE, TOTAL | 11 495 | 7 323 | 1 395 974 | 1 309 688 | 516 | 386 | 63 670 | 61 624 |
| 52 | LUMBER, BLDG MATLS, HOWE, FARM EQUIP. DEALERS | 381 | 223 | 47 714 | 44 402 | 25 | 9 | 4 994 | 4 508 |
| 53 PART* | GENERAL MERCHANDISE GROUP STORES* | 288 | 200 | 210 719 | 208 965 | 17 | 13 | 8 898 | 8 784 |
| 54 | FOOD STORES | 3 345 | 1 541 | 313 657 | 269 541 | 96 | 68 | 15 169 | 14 659 |
| 55 EX.554 | AUTOMOTIVE DEALERS. | 317 | 249 | 194 292 | 193 000 | 45 | 37 | 11 368 | 11 192 |
| 55PT(554) | GASOLINE SERVICE STATIONS | 729 | 601 | 65 295 | 61 677 | 42 | 36 | 2 996 | 2 872 |
| 56 | APPAREL, ACCESSORY STORES | 804 | 630 | 90 305 | 87 079 | 39 | 37 | 4 977 | (0) |
| 57 | FURNITURE, HOME FURNISHINGS, EQUIPMENT STORES | 492 | 332 | 70 860 | 68 576 | 30 | 24 | 3 975 | 3 885 |
| 58 | EATING, DRINKING PLACES | 2 696 | 2 084 | 144 424 | 133 980 | 98 | 76 | 3 220 | 2 988 |
| 59PT(591) | DRUG STORES, PROPRIETARY STORES | 411 | 387 | 58 857 | 58 165 | 18 | 18 | 2 421 | 2 421 |
| 59 EX.591 | OTHER RETAIL STORES | 1 362 | 900 | 113 668 | 105 272 | 89 | 57 | 4 653 | 4 395 |
| 53 PART* | NONSTORE RETAILERS* | 670 | 176 | 86 183 | 79 031 | 17 | 11 | 999 | (0) |
| | | HAGERSTOWN | | | | | | | |
| | RETAIL TRADE, TOTAL | 563 | 421 | 76 923 | 74 333 | | | | |
| 52 | LUMBER, BLDG MATLS, HOWE, FARM EQUIP. DEALERS | 21 | 17 | 2 808 | 2 744 | | | | |
| 53 PART* | GENERAL MERCHANDISE GROUP STORES* | 12 | 10 | 12 528 | (0) | | | | |
| 54 | FOOD STORES | 121 | 63 | 18 885 | 17 557 | | | | |
| 55 EX.554 | AUTOMOTIVE DEALERS. | 30 | 28 | 12 868 | (0) | | | | |
| 55PT(554) | GASOLINE SERVICE STATIONS | 52 | 40 | 4 128 | 3 926 | | | | |
| 56 | APPAREL, ACCESSORY STORES | 58 | 50 | 6 500 | 6 364 | | | | |
| 57 | FURNITURE, HOME FURNISHINGS, EQUIPMENT STORES | 35 | 27 | 3 495 | 3 445 | | | | |
| 58 | EATING, DRINKING PLACES | 118 | 96 | 4 260 | 4 010 | | | | |
| 59PT(591) | DRUG STORES, PROPRIETARY STORES | 14 | 12 | 2 399 | (0) | | | | |
| 59 EX.591 | OTHER RETAIL STORES | 77 | 63 | 7 130 | 6 708 | | | | |
| 53 PART* | NONSTORE RETAILERS* | 25 | 15 | 1 922 | 1 866 | | | | |

Standard Notes: - Represents zero. (D) Withheld to avoid disclosure. (NA) Not available. (X) Not applicable.
 *Nonstore retailers, part of SIC major group 53, are shown separately in this table.

Massachusetts

CONTENTS

[Page numbers listed here omit the State prefix, 23-, which appears as part of number for each page.]

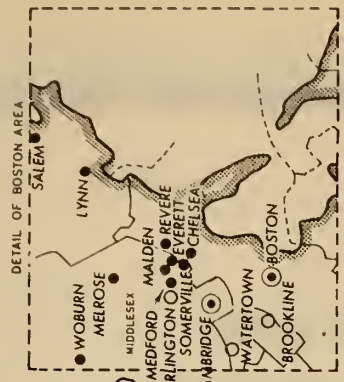

| | page |
|--|-----------|
| State Map | 3 |
| Chart on Retail Sales: 1958 and 1963 | 4 |
| TABLE 1 The State: 1963 and 1958 | 5 |
| 2 The State: 1963 | 6 |
| 3 Counties; Cities of 2,500 Inhabitants or More: 1963 | 8 |
| 4 Standard Metropolitan Statistical Areas: 1963 | 14 |
| 5 Counties With 500 Establishments or More: 1963 | 34 |
| 6 Cities With 500 Establishments or More: 1963 | 52 |
| 7 In-Plant Food Contractors: 1963 | 70 |
| 8 Commissaries, Exchanges, and Eating and Drinking Places Operated for Military Personnel by the U.S. Department of Defense: 1963 | 71 |
| 9 Counties; Cities of 2,500 Inhabitants or More: 1958 | 72 |
| 10 Standard Metropolitan Statistical Areas: 1958 | 73 |
| 11 Counties With 500 Establishments or More: 1958 | 74 |
| 12 Cities With 500 Establishments or More: 1958 | 76 |






MASSACHUSETTS


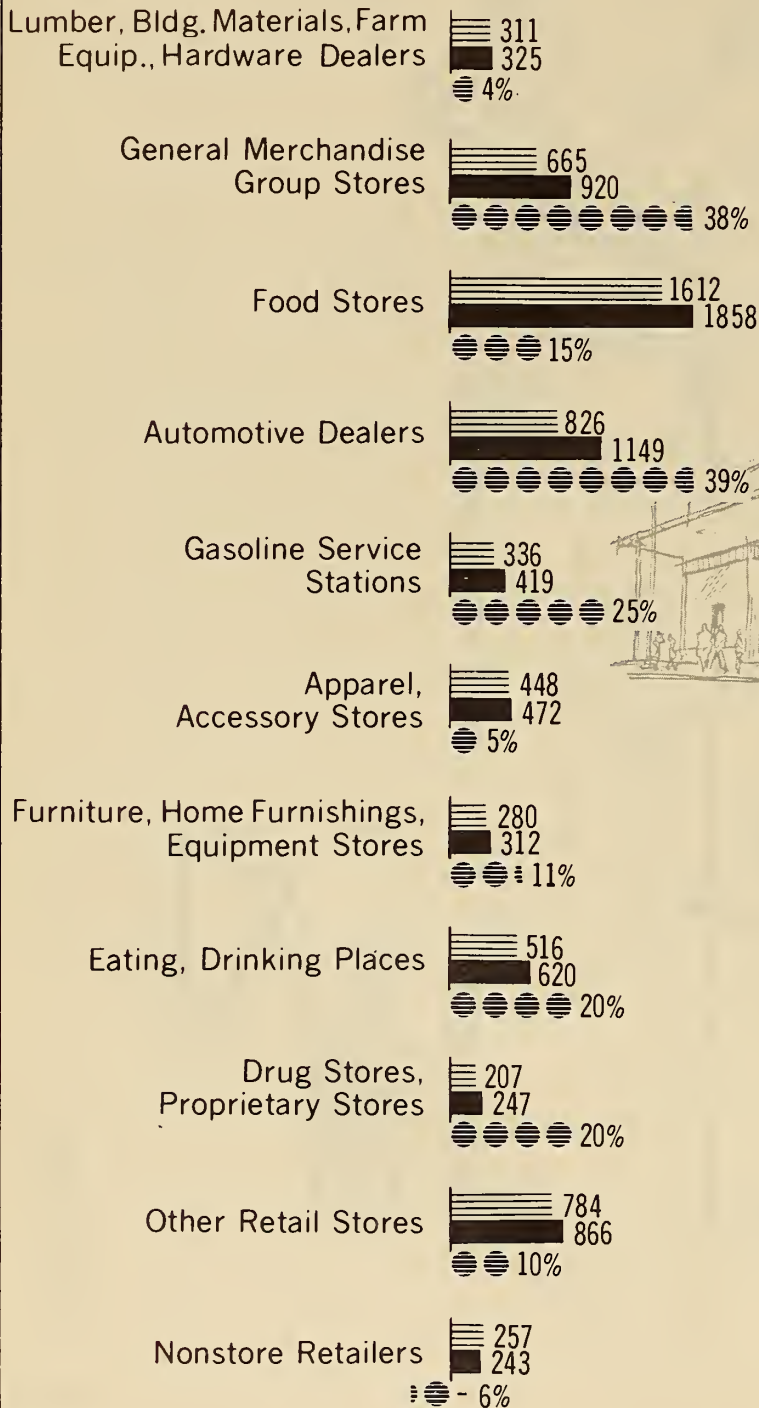
- Incorporated places of 100,000 and over
- Incorporated places of 25,000-100,000
- Towns of 25,000 and over
- Standard Metropolitan Statistical Areas





MASSACHUSETTS Retail Trade: 1958 and 1963

SALES IN MILLIONS OF DOLLARS



1958 1963

1963 CENSUS OF BUSINESS, U. S. Department of Commerce, Bureau of the Census

TABLE 1. The State: 1963 and 1958

| SIC code | Kind of business | 1963 | | | | 1958 | | | |
|------------|---|-------------------|-----------------------------|--|--|-------------------|-----------------------------|--|--|
| | | Establishments | | Sales | | Establishments | | Sales | |
| | | Total (number) | With payroll (number) | Total, all establish- ments (\$1,000) | Establish- ments with payroll (\$1,000) | Total (number) | With payroll (number) | Total, all establish- ments (\$1,000) | Establish- ments with payroll (\$1,000) |
| | RETAIL TRADE, TOTAL | 47 192 | 34 450 | 7 431 169 | 7 118 323 | 52 484 | 35 408 | 6 241 867 | 5 876 777 |
| | LUMBER, BUILDING MATERIALS, HARDWARE, FARM EQUIPMENT DEALERS | | | | | | | | |
| S2 | TOTAL | 2 015 | 1 589 | 324 761 | 316 667 | 2 473 | 1 659 | 311 417 | 296 697 |
| S21 | LUMBER AND OTHER BUILDING MATERIALS DEALERS | 684 | 562 | 184 230 | 182 112 | 868 | 556 | 178 597 | 173 313 |
| S22-S24 | HEATING, PLUMBING, PAINT, ELECTRICAL STORES | S38 | 396 | 45 485 | 42 611 | 650 | 398 | 41 921 | 37 283 |
| S251 | HARDWARE STORES | 703 | S75 | 82 150 | 79 582 | 848 | 636 | 77 293 | 73 139 |
| S252 | FARM EQUIPMENT DEALERS | 90 | S6 | 12 896 | 12 362 | 107 | 69 | 13 606 | 12 962 |
| | GENERAL MERCHANDISE GROUP STORES* | | | | | | | | |
| S3 PART* | TOTAL | 1 336 | 1 174 | 920 299 | 917 383 | 1 859 | 1 199 | 664 761 | 649 665 |
| S31 | DEPARTMENT STORES | 156 | 156 | 686 837 | 686 837 | 122 | 122 | 443 141 | 443 141 |
| S33 | LIMITED PRICE VARIETY STORES | S88 | S66 | 130 988 | 130 468 | S40 | S08 | 114 561 | 112 623 |
| S39 | MISCELLANEOUS GENERAL MERCHANDISE STORES | S92 | 452 | 102 474 | 100 078 | 1 197 | S69 | 107 039 | 93 901 |
| | FOOD STORES | | | | | | | | |
| S4 | TOTAL | 8 510 | S 288 | 1 858 175 | 1 752 725 | 10 885 | S 929 | 1 611 795 | 1 479 113 |
| S41 | GROCERY STORES, INCLUDING DELICATESSENS | 5 751 | 3 409 | 1 678 326 | 1 593 614 | 6 914 | 3 634 | 1 369 938 | 1 273 946 |
| S42 | MEAT MARKETS, FISH (SEAFOOD) MARKETS* | 781 | 487 | 69 581 | 60 823 | (1) | (1) | (1) | (1) |
| S43 | FRUIT STORES, VEGETABLE MARKETS | 347 | 169 | 19 670 | 15 410 | S99 | 233 | 25 551 | 17 879 |
| S44 | CANDY, NUT, CONFECTIONERY STORES | 296 | 212 | 12 620 | 10 962 | 291 | 165 | 12 658 | 10 134 |
| S45-S49 | OTHER FOOD STORES | 1 335 | 1 011 | 77 978 | 71 596 | 1 727 | 1 007 | 76 278 | 62 442 |
| | AUTOMOTIVE DEALERS | | | | | | | | |
| SS EX-S54 | TOTAL | 2 274 | 1 682 | 1 148 868 | 1 129 888 | 2 304 | 1 706 | 825 776 | 810 336 |
| | GASOLINE SERVICE STATIONS | | | | | | | | |
| SSPT (SS4) | TOTAL | 4 461 | 3 535 | 419 315 | 378 593 | 4 718 | 3 430 | 335 739 | 296 429 |
| | APPAREL, ACCESSORY STORES | | | | | | | | |
| S6 | TOTAL | 3 521 | 2 807 | 472 381 | 458 589 | 3 925 | 3 141 | 447 862 | 433 742 |
| S61-S67 | MEN'S, BOYS' APPAREL STORES, CUSTOM TAILORS | 726 | 566 | 102 170 | 98 960 | 790 | 664 | 91 342 | 89 184 |
| S62-3-S68 | WOMEN'S CLOTHING, SPECIALTY STORES | 1 351 | 1 161 | 224 386 | 221 494 | 1 540 | 1 264 | 203 391 | 199 017 |
| S62 | WOMEN'S READY-TO-WEAR STORES | 778 | 698 | 145 024 | 143 206 | ** | 802 | ** | 166 900 |
| S63-S68 | WOMEN'S ACCESSORY, SPECIALTY STORES, FURRIERS | S73 | 463 | 79 362 | 78 288 | ** | 462 | ** | 32 117 |
| S65 | FAMILY CLOTHING STORES | 413 | 245 | S7 927 | 54 383 | ** | 310 | ** | 65 904 |
| S66 | SHOE STORES | 863 | 705 | 76 008 | 72 422 | 922 | 702 | 69 591 | 65 451 |
| S64-S69 | OTHER APPAREL, ACCESSORY STORES | 168 | 130 | 11 890 | 11 330 | 261 | 201 | 15 538 | 14 186 |
| | FURNITURE, HOME FURNISHINGS, EQUIPMENT STORES | | | | | | | | |
| S7 | TOTAL | 2 603 | 1 905 | 311 740 | 297 218 | 3 018 | 2 036 | 280 409 | 263 035 |
| S71 | FURNITURE, HOME FURNISHINGS STORES | 1 573 | 1 075 | 182 427 | 172 287 | 1 682 | 1 172 | 164 822 | 156 524 |
| S72-S73 | HOUSEHOLD APPLIANCE, RADIO, TELEVISION, MUSIC STORES | 1 030 | 830 | 129 313 | 124 931 | 1 336 | 864 | 115 587 | 106 511 |
| | EATING, DRINKING PLACES | | | | | | | | |
| S8 | TOTAL | 9 096 | 7 952 | 619 600 | 601 204 | 9 355 | 7 881 | 515 597 | 491 553 |
| S812 | EATING PLACES | 6 370 | 5 300 | 476 514 | 459 470 | 6 544 | 5 176 | 389 273 | 367 163 |
| S813 | DRINKING PLACES (ALCOHOLIC BEVERAGES) | 2 726 | 2 652 | 143 086 | 141 734 | 2 811 | 2 705 | 126 324 | 124 390 |
| | DRUG STORES, PROPRIETARY STORES | | | | | | | | |
| S9PT (S91) | TOTAL | 2 010 | 1 936 | 247 410 | 244 816 | 2 009 | 1 951 | 206 995 | 204 871 |
| S91 | DRUG STORES | 1 890 | 1 834 | 235 786 | 233 678 | 1 893 | 1 847 | 200 037 | 198 189 |
| (| PROPRIETARY STORES | 120 | 102 | 11 624 | 11 138 | 116 | 104 | 6 958 | 6 682 |
| | OTHER RETAIL STORES | | | | | | | | |
| S9 EX-S91 | TOTAL | 9 102 | S 956 | 865 530 | 803 380 | 9 418 | S 894 | 784 080 | 720 636 |
| S92 | LIQUOR STORES | 1 570 | 1 454 | 230 798 | 227 094 | 1 494 | 1 380 | 187 477 | 184 053 |
| S93 | ANTIQUA STORES, SECONHAND STORES | 857 | 313 | 22 515 | 15 143 | 763 | 269 | 17 763 | 11 697 |
| S94 | BOOK, STATIONERY STORES | 409 | 327 | 35 568 | 34 240 | 398 | 304 | 29 623 | 28 461 |
| S95 | SPORTING GOODS STORES, BICYCLE SHOPS | 363 | 201 | 18 508 | 15 334 | 345 | 153 | 14 090 | 10 910 |
| S96 | FARM, GARDEN SUPPLY STORES, INCLUDING FEEO STORES | 255 | 191 | 50 541 | 49 221 | 267 | 203 | 50 206 | 48 498 |
| S97 | JEWELRY STORES | 606 | 432 | S2 475 | 49 577 | 678 | 464 | S0 224 | 47 398 |
| S98 | FUEL, ICE DEALERS | 2 026 | 1 280 | 308 355 | 286 515 | 2 161 | 1 333 | 297 939 | 276 963 |
| S99 | OTHER STORES | 3 016 | 1 758 | 146 770 | 126 256 | 3 312 | 1 788 | 136 558 | 112 656 |
| | NONSTORE RETAILERS* | | | | | | | | |
| S3 PART* | TOTAL | 2 264 | 626 | 243 090 | 217 860 | 2 520 | 582 | 257 436 | 230 700 |

Standard Notes: — Represents zero. (D) Withheld to avoid disclosure. (NA) Not available. (X) Not applicable.
 *Nonstore retailers, part of SIC major group 53, are shown separately in this table.
 **Data not provided because establishments with no payroll are classified only at the next broader kind-of-business level.
 †Comparable data not available because of change in kind-of-business definition.

TABLE 2. The State: 1963

| SIC code | Kind of business | Establishments | | Sales | | Payroll, entire year (\$1,000) | Payroll, workweek ended nearest Nov. 15 (dollars) | Paid employees, workweek ended nearest Nov. 15 (number) | Active proprietors of unincorporated businesses (number) |
|-----------|--|----------------|-----------------------|-------------------------------------|---------------------------------------|--------------------------------|---|---|--|
| | | Total (number) | With payroll (number) | Total, all establishments (\$1,000) | Establishments with payroll (\$1,000) | | | | |
| | RETAIL TRADE, TOTAL | 47 192 | 34 450 | 7 431 169 | 7 118 323 | 927 937 | 17 948 910 | 280 479 | 31 935 |
| | LUMBER, BUILDING MATERIALS, HARDWARE, FARM EQUIPMENT DEALERS | | | | | | | | |
| 52 | TOTAL | 2 015 | 1 589 | 324 761 | 316 667 | 44 836 | 821 339 | 9 736 | 995 |
| 521 | LUMBER YARDS | 382 | 366 | 137 889 | 137 563 | 19 472 | 344 087 | 3 934 | 93 |
| | BUILDING MATERIALS DEALERS | 302 | 196 | 46 341 | 44 549 | 6 028 | 111 157 | 1 201 | 192 |
| 522 | HEATING, PLUMBING EQUIPMENT DEALERS | 94 | 60 | 10 497 | 10 065 | 1 755 | 33 309 | 344 | 62 |
| 523 | PAINT, GLASS, WALLPAPER STORES | 402 | 310 | 29 059 | 26 963 | 4 312 | 90 100 | 969 | 211 |
| 524 | ELECTRICAL SUPPLY STORES | 42 | 26 | 5 929 | 5 583 | 764 | 14 081 | 140 | 26 |
| 5251 | HARDWARE STORES | 703 | 575 | 82 150 | 79 582 | 11 005 | 202 310 | 2 844 | 350 |
| 5252 | FARM EQUIPMENT DEALERS | 90 | 56 | 12 896 | 12 362 | 1 500 | 26 295 | 304 | 61 |
| | GENERAL MERCHANDISE GROUP STORES* | | | | | | | | |
| 53 PART* | TOTAL | 1 336 | 1 174 | 920 299 | 917 383 | 135 932 | 2 713 601 | 48 539 | 669 |
| 531 | DEPARTMENT STORES | 156 | 156 | 686 837 | 686 837 | 98 641 | 2 009 299 | 34 259 | - |
| 533 | LIMITED PRICE VARIETY STORES | 588 | 566 | 130 988 | 130 468 | 23 029 | 422 633 | 9 683 | 274 |
| 539 | GENERAL MERCHANDISE STORES | 281 | 251 | 85 150 | 84 432 | 11 977 | 235 342 | 3 750 | 154 |
| | DRY GOODS STORES | 182 | 130 | 12 968 | 12 092 | 1 827 | 36 862 | 653 | 126 |
| | SEWING, NEEDLEWORK STORES | 129 | 71 | 4 356 | 3 554 | 458 | 9 465 | 194 | 115 |
| | FOOD STORES | | | | | | | | |
| 54 | TOTAL | 8 510 | 5 288 | 1 858 175 | 1 752 725 | 148 671 | 2 943 629 | 47 398 | 6 892 |
| 541 | GROCERY STORES, INCLUDING DELICATESSENS | 5 751 | 3 409 | 1 678 326 | 1 593 914 | 124 521 | 2 460 543 | 38 641 | 4 665 |
| 542 | MEAT MARKETS | 500 | 332 | 54 059 | 47 939 | 4 390 | 89 210 | 1 300 | 464 |
| | FISH (SEAFOOD) MARKETS | 281 | 155 | 15 522 | 12 884 | 1 384 | 27 655 | 495 | 261 |
| 543 | FRUIT STORES, VEGETABLE MARKETS | 347 | 169 | 19 670 | 15 410 | 1 341 | 26 543 | 489 | 357 |
| 544 | CANOE, NUT, CONFECTIONERY STORES | 296 | 212 | 12 620 | 10 982 | 1 755 | 33 374 | 805 | 205 |
| 545 | DAIRY PRODUCTS STORES | 304 | 226 | 22 042 | 19 880 | 2 197 | 43 344 | 698 | 128 |
| 546 | RETAIL BAKERIES | 832 | 714 | 47 423 | 45 355 | 12 511 | 250 004 | 4 763 | 641 |
| 5462 | RETAIL BAKERIES, MANUFACTURING | 676 | 610 | 40 818 | 39 806 | 11 315 | 226 133 | 4 262 | 550 |
| 5463 | RETAIL BAKERIES, NONMANUFACTURING | 156 | 104 | 6 605 | 5 549 | 1 196 | 23 871 | 501 | 91 |
| 549 | EGG AND POULTRY DEALERS | 127 | 49 | 6 289 | 4 857 | 431 | 9 009 | 141 | 105 |
| | OTHER | 72 | 22 | 2 224 | 1 504 | 141 | 3 947 | 66 | 66 |
| | AUTOMOTIVE DEALERS | | | | | | | | |
| 55 EX.554 | TOTAL | 2 274 | 1 682 | 1 148 868 | 1 129 888 | 111 872 | 2 036 267 | 20 329 | 1 207 |
| 551 | PASSENGER CAR DEALERS, FRANCHISED | 929 | 923 | 1 003 859 | 1 003 411 | 97 188 | 1 764 587 | 17 194 | 212 |
| | DOMESTIC CAR DEALERS | 753 | 751 | 832 685 | 832 261 | 79 175 | 1 444 024 | 14 123 | 174 |
| | IMPORTED CAR DEALERS | 77 | 73 | 43 713 | 43 689 | 5 657 | 101 490 | 984 | 23 |
| | DOMESTIC AND IMPORTED CAR DEALERS | 99 | 99 | 127 461 | 127 461 | 12 356 | 219 073 | 2 087 | 15 |
| 552 | PASSENGER CAR DEALERS, NONFRANCHISED | 666 | 272 | 68 494 | 54 762 | 4 611 | 63 867 | 936 | 574 |
| 553 | TIRE, BATTERY, ACCESSORY DEALERS | 411 | 303 | 45 525 | 43 489 | 7 077 | 134 826 | 1 553 | 258 |
| | HOME AND AUTO SUPPLY STORES | 37 | 37 | 5 659 | 5 659 | 785 | 14 565 | 212 | 16 |
| 559 | MISCELLANEOUS AIRCRAFT, MARINE, AUTOMOTIVE DEALERS | 231 | 147 | 25 331 | 22 567 | 2 211 | 38 422 | 434 | 147 |
| | AIRCRAFT, BOAT, MOTORCYCLE DEALERS | 160 | 104 | 16 858 | 15 218 | 1 606 | 28 046 | 325 | 99 |
| | HOUSEHOLD TRAILER DEALERS | 58 | 34 | 6 797 | 5 703 | 438 | 7 876 | 80 | 42 |
| | OTHER AUTOMOTIVE DEALERS | 13 | 9 | 1 676 | 1 646 | 167 | 2 498 | 29 | 6 |
| | GASOLINE SERVICE STATIONS | | | | | | | | |
| 55PT(554) | TOTAL | 4 461 | 3 535 | 419 315 | 378 593 | 34 458 | 677 676 | 11 772 | 4 397 |
| | APPAREL, ACCESSORY STORES | | | | | | | | |
| 56 | TOTAL | 3 521 | 2 807 | 472 381 | 458 589 | 70 213 | 1 328 945 | 21 198 | 2 001 |
| 561.567 | MEN'S, BOYS' APPAREL STORES, CUSTOM TAILORS | 726 | 566 | 102 170 | 98 960 | 16 507 | 291 232 | 3 867 | 414 |
| 561 | MEN'S, BOYS' CLOTHING AND FURNISHINGS STORES | 616 | 524 | 99 136 | 96 350 | 15 987 | 280 612 | 3 725 | 317 |
| 567 | CUSTOM TAILORS | 110 | 42 | 3 034 | 2 610 | 520 | 10 620 | 142 | 97 |
| 562-3.568 | WOMEN'S CLOTHING, SPECIALTY STORES | 1 351 | 1 161 | 224 386 | 221 494 | 33 927 | 657 536 | 11 431 | 766 |
| 562 | WOMEN'S READY-TO-WEAR STORES | 778 | 698 | 145 024 | 143 206 | 23 398 | 449 557 | 7 978 | 419 |
| 563.568 | WOMEN'S ACCESSORY, SPECIALTY STORES, FURRIERS | 573 | 463 | 79 362 | 78 288 | 10 529 | 207 979 | 3 453 | 347 |
| 563 | MILLINERY STORES | 185 | 133 | 6 120 | 5 678 | 1 096 | 19 297 | 419 | 111 |
| | CORSET, LINGERIE STORES | 88 | 66 | 4 355 | 4 119 | 806 | 15 486 | 270 | 49 |
| | HOSIERY STORES | 12 | 10 | 605 | 587 | 83 | 1 562 | 30 | 6 |
| | APPAREL, ACCESSORY, OTHER SPECIALTY STORES | 196 | 182 | 61 213 | 60 987 | 7 144 | 141 827 | 2 410 | 129 |
| 568 | FURRIERS, FUR SHOPS | 92 | 72 | 7 069 | 6 917 | 1 400 | 29 807 | 324 | 52 |
| 565 | FAMILY CLOTHING STORES | 413 | 245 | 57 927 | 54 383 | 7 549 | 146 571 | 2 474 | 284 |
| 566 | SHOE STORES | 863 | 705 | 76 008 | 72 422 | 10 857 | 205 868 | 2 868 | 420 |
| | MEN'S SHOE STORES | 70 | 68 | 7 577 | 7 511 | 1 037 | 18 180 | 215 | 17 |
| | WOMEN'S SHOE STORES | 163 | 157 | 18 578 | 18 478 | 3 002 | 59 067 | 776 | 45 |
| | CHILDREN'S, JUVENILES' SHOE STORES | 24 | 22 | 1 996 | 1 926 | 296 | 5 328 | 68 | 13 |
| | FAMILY SHOE STORES | 606 | 458 | 47 857 | 44 507 | 6 522 | 123 293 | 1 809 | 345 |
| 564 | CHILDREN'S, INFANTS' WEAR STORES | 142 | 122 | 10 834 | 10 474 | 1 264 | 25 952 | 531 | 88 |
| 569 | MISCELLANEOUS APPAREL, ACCESSORY STORES | 26 | 8 | 1 056 | 856 | 109 | 1 786 | 27 | 29 |

Standard Notes: - Represents zero. (D) Withheld to avoid disclosure. (NA) Not available. (X) Not applicable.
 *Nonstore retailers, part of SIC major group 53, are shown separately in this table.

TABLE 2. The State: 1963-Continued

| SIC code | Kind of business | Establishments | | Sales | | Payroll, entire year (\$1,000) | Payroll, workweek ended nearest Nov. 15 (dollars) | Paid employees, workweek ended nearest Nov. 15 (number) | Active proprietors of unincorporated businesses (number) |
|---|---|-------------------|--------------------------|--|--|-----------------------------------|--|--|---|
| | | Total (number) | With payroll (number) | Total, all establishments (\$1,000) | Establishments with payroll (\$1,000) | | | | |
| FURNITURE, HOME FURNISHINGS, EQUIPMENT STORES | | | | | | | | | |
| 57 | TOTAL | 2 603 | 1 905 | 311 740 | 297 218 | 46 646 | 902 487 | 10 547 | 1 588 |
| 571 | FURNITURE, HOME FURNISHINGS STORES | 1 573 | 1 075 | 182 427 | 172 287 | 30 405 | 574 332 | 6 589 | 1 008 |
| 5712 | FURNITURE STORES | 969 | 665 | 139 450 | 132 540 | 23 427 | 429 519 | 4 842 | 582 |
| 5713 | FLOOR COVERING STORES | 302 | 226 | 28 187 | 26 631 | 4 608 | 95 882 | 994 | 190 |
| 5714 | DRAPERY, CURTAIN, UPHOLSTERY STORES | 137 | 101 | 7 603 | 7 173 | 1 313 | 26 198 | 426 | 104 |
| 5715 | CHINA, GLASSWARE, METALWARE STORES | 72 | 32 | 2 902 | 2 490 | 4 31 | 8 978 | 149 | 52 |
| 5719 | MISCELLANEOUS HOME FURNISHINGS STORES | 93 | 51 | 4 285 | 3 453 | 626 | 13 755 | 178 | 80 |
| 572 | HOUSEHOLD APPLIANCE STORES | 500 | 394 | 83 095 | 80 835 | 9 697 | 203 965 | 2 399 | 235 |
| 5732 | RADIO, TELEVISION STORES | 328 | 288 | 32 706 | 31 584 | 4 486 | 86 130 | 1 075 | 225 |
| 5733 | MUSIC STORES | 202 | 148 | 13 512 | 12 512 | 2 058 | 38 060 | 484 | 120 |
| | RECORD SHOPS | 82 | 76 | 4 532 | 4 466 | 625 | 11 158 | 175 | 35 |
| | MUSICAL INSTRUMENT STORES | 120 | 72 | 8 980 | 6 046 | 1 433 | 26 902 | 309 | 85 |
| EATING, DRINKING PLACES | | | | | | | | | |
| 58 | TOTAL | 9 096 | 7 952 | 619 600 | 601 204 | 150 348 | 2 967 788 | 61 606 | 5 055 |
| 5812 | EATING PLACES | 6 370 | 5 300 | 476 514 | 459 470 | 118 687 | 2 334 229 | 50 405 | 4 566 |
| | RESTAURANTS, LUNCHROOMS | 3 907 | 3 473 | 340 650 | 333 502 | 87 772 | 1 735 635 | 37 117 | 2 666 |
| | CAFETERIAS | 324 | 316 | 29 380 | 29 246 | 8 699 | 170 982 | 3 224 | 145 |
| | REFRESHMENT PLACES | 1 791 | 1 249 | 79 768 | 71 416 | 14 767 | 292 478 | 7 084 | 1 524 |
| 5813 | CATERERS | 348 | 262 | 26 716 | 25 306 | 7 449 | 135 134 | 2 980 | 231 |
| | DRINKING PLACES (ALCOHOLIC BEVERAGES) | 2 726 | 2 652 | 143 086 | 141 734 | 31 661 | 633 559 | 11 201 | 489 |
| DRUG STORES, PROPRIETARY STORES | | | | | | | | | |
| 59PT(591) | TOTAL | 2 010 | 1 936 | 247 410 | 244 816 | 38 385 | 739 777 | 12 849 | 1 015 |
| 591 | DRUG STORES | 1 890 | 1 834 | 235 786 | 233 678 | 37 055 | 707 968 | 12 222 | 948 |
| | PROPRIETARY STORES | 120 | 102 | 11 624 | 11 138 | 1 330 | 31 809 | 627 | 67 |
| OTHER RETAIL STORES | | | | | | | | | |
| 59 EX.591 | TOTAL | 9 102 | 5 956 | 865 530 | 803 380 | 104 937 | 1 958 011 | 26 642 | 6 230 |
| 592 | LIQUOR STORES | 1 570 | 1 454 | 230 798 | 227 094 | 22 405 | 411 442 | 5 858 | 307 |
| 593 | ANTIQUA STORES, SECONDHANO STORES | 857 | 313 | 22 515 | 15 143 | 2 732 | 54 327 | 870 | 760 |
| 5932 | ANTIQUA STORES | 394 | 54 | 7 253 | 2 569 | 403 | 7 154 | 98 | 399 |
| 5933 | SECONDHANO STORES | 463 | 259 | 15 262 | 12 574 | 2 329 | 47 173 | 772 | 361 |
| 594 | BOOK, STATIONERY STORES | 409 | 327 | 35 568 | 34 240 | 5 886 | 110 953 | 1 933 | 279 |
| 5942 | BOOK STORES | 136 | 96 | 12 468 | 12 086 | 1 966 | 36 878 | 656 | 87 |
| 5943 | STATIONERY STORES | 273 | 231 | 23 100 | 22 154 | 3 920 | 74 075 | 1 277 | 192 |
| 595 | SPORTING GOODS STORES, BICYCLE SHOPS | 363 | 201 | 18 508 | 15 334 | 2 011 | 41 212 | 587 | 306 |
| 5952 | SPORTING GOODS STORES | 282 | 168 | 15 763 | 13 283 | 1 722 | 35 513 | 500 | 234 |
| 5953 | BICYCLE SHOPS | 81 | 33 | 2 745 | 2 051 | 289 | 5 699 | 87 | 72 |
| 5962 | HAY, GRAIN, FEED STORES | 133 | 113 | 40 759 | 40 065 | 2 834 | 49 884 | 623 | 57 |
| 5969 | OTHER FARM SUPPLY STORES | 22 | 16 | 4 538 | 4 398 | 388 | 7 364 | 87 | 13 |
| | GARDEN SUPPLY STORES | 100 | 62 | 5 244 | 4 758 | 790 | 14 483 | 206 | 81 |
| 597 | JEWELRY STORES | 606 | 432 | 52 475 | 49 577 | 8 009 | 148 521 | 2 027 | 383 |
| 598 | FUEL, ICE DEALERS | 2 026 | 1 280 | 308 355 | 286 515 | 40 391 | 747 536 | 7 752 | 1 477 |
| 5982 | COAL AND WOOD DEALERS | 113 | 93 | 17 000 | 16 432 | 2 197 | 38 143 | 462 | 66 |
| | ICE DEALERS | 50 | 8 | 1 029 | 495 | 81 | 1 601 | 20 | 49 |
| 5983 | FUEL OIL DEALERS | 1 773 | 1 119 | 281 345 | 261 097 | 36 499 | 674 429 | 6 908 | 1 306 |
| 5984 | BOTTLED GAS DEALERS | 90 | 60 | 8 981 | 8 491 | 1 614 | 33 363 | 362 | 56 |
| 5992 | FLORISTS | 666 | 372 | 26 057 | 21 753 | 4 426 | 78 023 | 1 280 | 632 |
| 5993 | CIGAR STORES, STANOS | 216 | 134 | 13 696 | 11 118 | 1 116 | 22 522 | 399 | 165 |
| 5994 | NEWS DEALERS, NEWSSTANDS | 267 | 191 | 22 542 | 20 762 | 2 476 | 48 646 | 1 487 | 200 |
| 5996 | CAMERA, PHOTOGRAPHIC SUPPLY STORES | 141 | 115 | 16 425 | 15 355 | 1 864 | 35 180 | 452 | 74 |
| 5997 | GIFT, NOVELTY, SOUVENIR SHOPS | 537 | 273 | 15 640 | 12 286 | 1 806 | 38 432 | 809 | 512 |
| 5998 | OPTICAL GOODS STORES | 433 | 275 | 14 511 | 12 215 | 2 583 | 46 214 | 607 | 394 |
| 5999 | TYPEWRITER STORES | 24 | 18 | 1 221 | 1 127 | 321 | 6 357 | 166 | 16 |
| | LUGGAGE, LEATHER GOODS STORES | 31 | 19 | 2 118 | 1 968 | 341 | 6 241 | 91 | 22 |
| | HOBBY, TOY, GAME SHOPS | 119 | 71 | 10 382 | 9 700 | 1 268 | 29 143 | 533 | 82 |
| | RELIGIOUS GOODS STORES | 44 | 32 | 2 007 | 1 905 | 346 | 6 588 | 109 | 32 |
| | PET SHOPS | 60 | 24 | 1 693 | 1 143 | 135 | 2 815 | 65 | 61 |
| | OTHER | 478 | 234 | 20 478 | 16 924 | 2 809 | 52 128 | 701 | 377 |
| NONSTORE RETAILERS* | | | | | | | | | |
| 53 PART* | TOTAL | 2 264 | 626 | 243 090 | 217 860 | 41 639 | 859 390 | 9 863 | 1 886 |
| 532 | MAIL-ORDER HOUSES | 130 | 98 | 63 862 | 63 222 | 13 871 | 304 034 | 4 317 | 44 |
| 534 | MERCHANDISE VENDING MACHINE OPERATORS | 237 | 145 | 59 162 | 56 212 | 8 140 | 167 184 | 1 773 | 152 |
| 535 | DIRECT SELLING (HOUSE-TO-HOUSE) ORGANIZATIONS | 1 897 | 383 | 120 066 | 98 426 | 19 628 | 388 172 | 3 773 | 1 690 |

Standard Notes: - Represents zero. (D) Withheld to avoid disclosure. (NA) Not available. (X) Not applicable.
*Nonstore retailers, part of SIC major group 53, are shown separately in this table.

TABLE 3. Counties; Cities of 2,500

| Line number | County and city | Total | | | | | | | Kind-of-business group | | | | |
|-------------|---------------------------------|----------------|--------------|---------------------------|-----------------------------|----------------------|---|--|---|---|-----------|------------------------------------|-----------|
| | | Establishments | | Sales | | Payroll, entire year | Payroll, workweek ended nearest Nov. 15 | Paid employees, workweek ended nearest Nov. 15 | Active proprietors of unincorporated businesses | Lumber, building mats., hardware, farm equip. dealers | | General merchandise group stores * | |
| | | Total | With payroll | Total, all establishments | Establishments with payroll | | | | | Establishments | Sales | Establishments | Sales |
| | | (number) | (number) | (\$1,000) | (\$1,000) | (\$1,000) | (dollars) | (number) | (number) | (number) | (\$1,000) | (number) | (\$1,000) |
| 1 | PLYMOUTH COUNTY | 2 671 | 1 919 | 359 105 | 341 615 | 41 836 | 802 296 | 12 998 | 1 921 | 138 | 18 170 | 85 | 36 189 |
| 2 | BROCKTON | 729 | 541 | 135 553 | 131 319 | 16 630 | 323 359 | 5 176 | 444 | 33 | 3 283 | 26 | 23 778 |
| 3 | REMAINDER OF COUNTY | 1 942 | 1 378 | 223 552 | 210 296 | 25 206 | 478 937 | 7 822 | 1 477 | 105 | 14 887 | 59 | 12 411 |
| 4 | ABINGTON TOWN | 77 | 53 | 10 126 | 9 602 | 1 086 | 20 010 | 329 | 52 | 3 | 653 | 1 | (D) |
| 5 | BRIDGEWATER TOWN | 75 | 47 | 8 121 | 7 457 | 876 | 15 431 | 260 | 55 | 4 | (D) | 1 | (D) |
| 6 | HINGHAM TOWN | 137 | 111 | 29 090 | 28 514 | 3 253 | 62 583 | 966 | 79 | 13 | 1 581 | 6 | 5 015 |
| 7 | HULL TOWN | 93 | 69 | 6 146 | 5 856 | 701 | 14 295 | 265 | 64 | 1 | (D) | 2 | (D) |
| 8 | MIDDLEBOROUGH TOWN | 152 | 102 | 16 067 | 14 603 | 1 693 | 32 783 | 594 | 136 | 11 | 835 | 6 | 919 |
| 9 | PLYMOUTH TOWN | 228 | 174 | 29 076 | 27 268 | 3 384 | 60 898 | 988 | 180 | 10 | 928 | 9 | 1 872 |
| 10 | ROCKLAND TOWN | 103 | 85 | 15 474 | 14 682 | 1 677 | 31 263 | 516 | 60 | 9 | 930 | 2 | (D) |
| 11 | SCITUATE TOWN | 93 | 75 | 11 894 | 11 564 | 1 540 | 27 748 | 419 | 67 | 5 | 1 035 | 6 | 234 |
| 12 | WAREHAM TOWN | - | - | - | - | - | - | - | - | - | - | - | - |
| 13 | WHITMAN TOWN | 138 | 92 | 15 718 | 14 534 | 1 906 | 33 822 | 541 | 105 | 8 | 1 141 | 3 | 917 |
| 14 | ALL OTHER PLACES | 846 | 570 | 81 840 | 76 216 | 9 090 | 180 104 | 2 944 | 679 | 41 | 6 724 | 23 | 2 490 |
| 15 | SUFFOLK COUNTY | 7 833 | 5 783 | 1 352 477 | 1 302 119 | 205 561 | 4 067 952 | 59 801 | 4 641 | 216 | 25 175 | 210 | 262 542 |
| 16 | BOSTON | 6 940 | 5 204 | 1 239 952 | 1 197 010 | 193 954 | 3 831 249 | 55 974 | 4 000 | 184 | 21 456 | 182 | 254 180 |
| 17 | CHELSEA | 245 | 245 | 48 659 | 45 329 | 5 125 | 100 393 | 1 650 | 265 | 13 | 1 699 | 10 | 4 556 |
| 18 | REVERE | 387 | 259 | 52 697 | 49 705 | 5 475 | 117 792 | 1 851 | 271 | 14 | 1 730 | 12 | 3 539 |
| 19 | REMAINDER OF COUNTY | 125 | 75 | 11 169 | 10 075 | 1 007 | 18 518 | 326 | 105 | 5 | 290 | 6 | 267 |
| 20 | WINTHROP TOWN | 125 | 75 | 11 169 | 10 075 | 1 007 | 18 518 | 326 | 105 | 5 | 290 | 6 | 267 |
| 21 | WORCESTER COUNTY | 5 535 | 4 005 | 779 902 | 741 662 | 88 738 | 1 669 602 | 27 591 | 3 738 | 278 | 47 416 | 134 | 72 533 |
| 22 | FITCHBURG | 485 | 369 | 79 015 | 76 509 | 9 280 | 174 638 | 2 786 | 272 | 25 | 4 740 | 18 | 9 924 |
| 23 | GARDNER | 218 | 158 | 27 341 | 26 009 | 3 170 | 61 817 | 1 001 | 134 | 9 | 938 | 14 | 3 175 |
| 24 | LEOMINSTER | 269 | 197 | 30 291 | 28 443 | 3 275 | 64 423 | 1 050 | 188 | 11 | 1 601 | 8 | 1 753 |
| 25 | WORCESTER | 1 725 | 1 327 | 311 156 | 301 116 | 39 510 | 725 676 | 11 427 | 1 042 | 76 | 15 580 | 36 | 39 666 |
| 26 | REMAINDER OF COUNTY | 2 838 | 1 954 | 332 099 | 309 585 | 33 503 | 643 048 | 11 327 | 2 102 | 157 | 24 557 | 58 | 18 015 |
| 27 | ATHOL TOWN | 146 | 114 | 15 713 | 15 279 | 1 702 | 30 500 | 550 | 103 | 11 | 672 | 4 | 735 |
| 28 | AUBURN TOWN | 89 | 63 | 10 990 | 10 332 | 1 247 | 23 157 | 366 | 63 | 7 | 722 | 1 | (D) |
| 29 | CLINTON TOWN | 148 | 122 | 19 472 | 18 686 | 1 978 | 37 042 | 587 | 115 | 8 | 498 | 3 | 681 |
| 30 | ODDLEY TOWN | 64 | 36 | 6 150 | 5 258 | 541 | 12 204 | 177 | 54 | 4 | 353 | 1 | (D) |
| 31 | GRAFTON TOWN | 72 | 50 | 10 154 | 9 766 | 924 | 18 164 | 337 | 47 | 3 | 144 | 1 | (D) |
| 32 | HOLDEN TOWN | 61 | 43 | 11 767 | 11 297 | 1 167 | 20 720 | 322 | 48 | 2 | (D) | 1 | (D) |
| 33 | HOPEDALE TOWN | 17 | 13 | 2 618 | 2 412 | 369 | 6 062 | 97 | 11 | - | - | - | - |
| 34 | LEICESTER TOWN | 42 | 30 | 4 030 | 3 810 | 501 | 10 395 | 165 | 28 | 1 | (D) | - | - |
| 35 | MILFORD TOWN | 216 | 146 | 29 344 | 27 546 | 2 938 | 56 512 | 948 | 161 | 10 | 1 192 | 5 | (D) |
| 36 | MILLBURY TOWN | 64 | 48 | 6 673 | 6 475 | 716 | 13 558 | 215 | 51 | 4 | 734 | 1 | (D) |
| 37 | NORTHBOROUGH TOWN | 59 | 45 | 7 311 | 7 127 | 885 | 16 433 | 281 | 36 | 6 | 795 | 1 | (D) |
| 38 | NORTHBRIDGE TOWN | 112 | 80 | 13 211 | 12 493 | 1 125 | 22 626 | 426 | 84 | 10 | 615 | 2 | (D) |
| 39 | NORTH BROOKFIELD TOWN | 30 | 24 | 3 011 | 2 793 | 268 | 5 634 | 81 | 22 | 2 | (D) | 2 | (D) |
| 40 | OXFORD TOWN | 73 | 45 | 7 368 | 6 870 | 601 | 12 041 | 185 | 53 | 3 | (D) | 1 | (D) |
| 41 | SHREWSBURY TOWN | 117 | 83 | 31 040 | 29 896 | 2 807 | 53 562 | 1 112 | 74 | 3 | (D) | 2 | (D) |
| 42 | SOUTHBRIDGE TOWN | 193 | 147 | 25 043 | 23 975 | 2 505 | 49 761 | 806 | 130 | 12 | 1 125 | 5 | 2 526 |
| 43 | SPENCER TOWN | 93 | 65 | 10 980 | 10 100 | 947 | 17 869 | 303 | 70 | 6 | 792 | 4 | (D) |
| 44 | UXBRIDGE TOWN | 76 | 48 | 6 140 | 5 306 | 557 | 11 703 | 181 | 60 | 3 | 72 | 1 | (D) |
| 45 | WARREN TOWN | 31 | 23 | 1 867 | 1 785 | 190 | 3 106 | 62 | 19 | 1 | (D) | - | - |
| 46 | WEBSTER TOWN | 189 | 137 | 23 409 | 22 085 | 2 550 | 50 018 | 939 | 115 | 14 | 970 | 6 | 2 544 |
| 47 | WESTBOROUGH TOWN | 75 | 61 | 11 735 | 11 269 | 1 242 | 21 830 | 333 | 55 | 4 | 753 | 1 | (D) |
| 48 | WEST BOYLSTON TOWN | 46 | 26 | 4 746 | 4 456 | 554 | 12 190 | 230 | 32 | 3 | 124 | 1 | (D) |
| 49 | WINCHENOON TOWN | 86 | 58 | 8 214 | 7 716 | 938 | 16 409 | 273 | 64 | 6 | 444 | 2 | (D) |
| 50 | ALL OTHER PLACES | 739 | 447 | 61 113 | 52 853 | 6 251 | 121 552 | 2 351 | 607 | 34 | 4 535 | 13 | 832 |

Standard Notes: - Represents zero. (D) Withheld to avoid disclosure. (NA) Not available. (X) Not applicable.
 *Nonstore retailers, part of SIC major group 53, are shown separately in this table.

Inhabitants or More: 1963—Continued

| Kind-of-business group — continued | | | | | | | | | | | | | | | | | | Line number | |
|------------------------------------|-----------------|------------------------|-----------------|---------------------------|-----------------|---------------------------|-----------------|---|-----------------|---------------------------|-----------------|---------------------------------|-----------------|---------------------------|-----------------|---------------------------|-----------------|-------------|----|
| Food stores | | Automotive dealers | | Gasoline service stations | | Apparel, accessory stores | | Furniture, home furnishings, equipment stores | | Eating, drinking places | | Drug stores, proprietary stores | | Other retail stores | | Nonstore retailers * | | | |
| Estab-lish-ments (number) | Sales (\$1,000) | Estab-lish-ments (No.) | Sales (\$1,000) | Estab-lish-ments (number) | Sales (\$1,000) | Estab-lish-ments (number) | Sales (\$1,000) | Estab-lish-ments (number) | Sales (\$1,000) | Estab-lish-ments (number) | Sales (\$1,000) | Estab-lish-ments (No.) | Sales (\$1,000) | Estab-lish-ments (number) | Sales (\$1,000) | Estab-lish-ments (number) | Sales (\$1,000) | | |
| 444 | 100 900 | 150 | 56 726 | 280 | 22 860 | 166 | 19 148 | 118 | 10 985 | 494 | 26 290 | 83 | 10 955 | 573 | 45 145 | 140 | 11 737 | 1 | |
| 122 | 35 034 | 38 | 19 745 | 69 | 6 180 | 69 | 11 200 | 48 | 6 847 | 113 | 5 916 | 25 | 3 732 | 140 | 13 751 | 46 | 6 087 | 2 | |
| 322 | 65 866 | 112 | 36 981 | 211 | 16 680 | 97 | 7 948 | 70 | 4 138 | 381 | 20 374 | 58 | 7 223 | 433 | 31 394 | 94 | 5 650 | 3 | |
| 15 | 3 595 | 6 | 2 333 | 13 | 644 | 1 | (0) | 4 | 263 | 8 | 808 | 2 | (0) | 20 | 1 361 | 4 | 18 | 4 | |
| 16 | 1 834 | 3 | 1 472 | 9 | 855 | 2 | (0) | 2 | (0) | 15 | 910 | 2 | (0) | 17 | 1 313 | 4 | 95 | 5 | |
| 15 | 9 120 | 8 | 5 862 | 19 | 1 813 | 16 | 1 432 | 3 | 148 | 15 | 1 264 | 5 | 772 | 32 | 1 666 | 5 | 417 | 6 | |
| 13 | 2 498 | 1 | (0) | 3 | 288 | 3 | 98 | 7 | - | 43 | 1 261 | 4 | 345 | 21 | 1 438 | 2 | (0) | 7 | |
| 23 | 4 861 | 10 | 2 332 | 19 | 1 110 | 6 | 521 | 4 | 368 | 32 | 2 125 | 4 | 427 | 30 | 2 234 | 4 | 335 | 8 | |
| 49 | 8 841 | 10 | 4 849 | 21 | 2 000 | 11 | 1 395 | 14 | 687 | 48 | 2 505 | 7 | 760 | 45 | 4 147 | 4 | 1 092 | 9 | |
| 13 | 5 178 | 8 | 2 391 | 11 | 931 | 11 | 963 | 6 | 379 | 19 | 651 | 4 | 474 | 15 | 2 382 | 5 | (0) | 10 | |
| 20 | 3 144 | 6 | 1 224 | 4 | 430 | 6 | 729 | 4 | (0) | 17 | 1 231 | 5 | 698 | 19 | 2 943 | 1 | (0) | 11 | |
| - | - | - | - | - | - | - | - | - | - | - | - | - | - | - | - | - | - | - | 12 |
| 22 | 2 597 | 13 | 3 586 | 13 | 1 208 | 7 | 1 067 | 5 | 347 | 18 | 1 315 | 3 | 413 | 35 | 2 729 | 11 | 398 | 13 | |
| 136 | 24 198 | 47 | (0) | 99 | 7 401 | 34 | 1 477 | 25 | 1 626 | 166 | 8 304 | 22 | 2 833 | 199 | 11 181 | 54 | (0) | 14 | |
| 1 626 | 265 051 | 179 | 136 927 | 466 | 49 456 | 726 | 110 813 | 410 | 61 701 | 1 716 | 161 232 | 390 | 43 917 | 1 531 | 183 094 | 363 | 52 569 | 15 | |
| 1 410 | 235 588 | 143 | 108 994 | 400 | 43 160 | 678 | 107 852 | 371 | 58 172 | 1 523 | 149 010 | 343 | 39 111 | 1 394 | 173 352 | 312 | 49 077 | 16 | |
| 103 | 15 452 | 14 | 9 506 | 24 | 2 026 | 29 | 2 050 | 18 | 1 448 | 80 | 3 817 | 19 | 2 051 | 56 | 4 732 | 15 | 1 322 | 17 | |
| 79 | 10 392 | 16 | 15 179 | 33 | 3 684 | 11 | 551 | 17 | 1 993 | 102 | 7 889 | 18 | 1 784 | 55 | 3 956 | 30 | 2 000 | 18 | |
| 34 | 3 619 | 6 | 3 248 | 9 | 586 | 8 | 360 | 4 | 88 | 11 | 516 | 10 | 971 | 26 | 1 054 | 6 | 170 | 19 | |
| 34 | 3 619 | 6 | 3 248 | 9 | 586 | 8 | 360 | 4 | 88 | 11 | 516 | 10 | 971 | 26 | 1 054 | 6 | 170 | 20 | |
| 876 | 208 466 | 354 | 135 162 | 572 | 48 241 | 385 | 50 315 | 335 | 31 805 | 1 099 | 56 694 | 197 | 23 720 | 1 000 | 86 596 | 305 | 18 954 | 21 | |
| 87 | 20 904 | 34 | 12 614 | 51 | 3 939 | 53 | 6 335 | 24 | 2 675 | 79 | 4 343 | 19 | 2 229 | 73 | 10 561 | 22 | 751 | 22 | |
| 31 | 8 743 | 13 | 3 607 | 20 | 1 849 | 21 | 1 692 | 19 | 1 448 | 40 | 1 202 | 8 | 1 020 | 40 | 3 625 | 3 | 42 | 23 | |
| 25 | 9 562 | 27 | 4 434 | 27 | 2 205 | 16 | 1 814 | 20 | 1 734 | 50 | 2 520 | 10 | 1 183 | 50 | 3 144 | 25 | 341 | 24 | |
| 310 | 66 665 | 86 | 62 569 | 164 | 16 791 | 147 | 30 506 | 99 | 13 982 | 367 | 22 011 | 66 | 8 413 | 285 | 25 937 | 89 | 9 036 | 25 | |
| 423 | 102 592 | 194 | 51 938 | 310 | 23 457 | 148 | 9 968 | 173 | 11 966 | 563 | 26 618 | 94 | 10 875 | 552 | 43 329 | 166 | 8 784 | 26 | |
| 22 | 5 054 | 11 | 2 839 | 13 | 969 | 14 | 953 | 11 | 917 | 21 | 694 | 6 | 609 | 30 | 2 016 | 3 | 255 | 27 | |
| 18 | 5 443 | 2 | (0) | 17 | 1 128 | 1 | (0) | 4 | 120 | 17 | 1 038 | 3 | 448 | 14 | 997 | 5 | 393 | 28 | |
| 23 | 5 599 | 10 | 4 564 | 12 | 864 | 14 | 1 301 | 11 | 1 110 | 32 | 1 281 | 6 | 537 | 26 | 2 752 | 3 | 285 | 29 | |
| 13 | 1 435 | 7 | 2 384 | 5 | 416 | 1 | (0) | 5 | 560 | 13 | 400 | 1 | (0) | 6 | 348 | 8 | 104 | 30 | |
| 15 | 3 452 | 6 | 1 578 | 7 | 410 | 2 | (0) | 5 | 529 | 15 | 704 | 3 | 327 | 14 | 1 165 | 1 | (0) | 31 | |
| 8 | 3 262 | 2 | (0) | 9 | 995 | 4 | 162 | 1 | (0) | 11 | 393 | 5 | 625 | 13 | 1 350 | 5 | 111 | 32 | |
| 3 | 462 | 1 | (0) | 2 | (0) | - | - | 3 | 125 | 3 | (0) | 1 | (0) | 3 | (0) | 1 | (0) | 33 | |
| 5 | 1 075 | - | - | 4 | 228 | 1 | (0) | 1 | (0) | 14 | 621 | 2 | (0) | 8 | 1 193 | 6 | 54 | 34 | |
| 37 | 10 945 | 18 | 4 660 | 17 | 1 470 | 22 | 1 724 | 17 | 1 008 | 38 | 1 500 | 8 | 772 | 31 | 2 755 | 13 | (0) | 35 | |
| 12 | 1 765 | 3 | (0) | 5 | 566 | 1 | (0) | 1 | (0) | 10 | 403 | 2 | (0) | 21 | 1 453 | 4 | 62 | 36 | |
| 7 | 1 520 | 2 | (0) | 4 | 636 | 1 | (0) | 4 | (0) | 11 | 817 | 3 | 425 | 14 | 912 | 6 | 678 | 37 | |
| 15 | 5 570 | 10 | 2 423 | 9 | (0) | 11 | 593 | 6 | 464 | 19 | 486 | 5 | 582 | 15 | 725 | 10 | 456 | 38 | |
| 8 | 1 046 | 3 | (0) | - | - | 1 | (0) | 1 | (0) | 2 | (0) | 1 | (0) | 8 | 994 | 2 | (0) | 39 | |
| 11 | 1 772 | 10 | 1 275 | 9 | 536 | - | - | 3 | 274 | 15 | 447 | 2 | (0) | 13 | 2 224 | 6 | 26 | 40 | |
| 19 | 11 379 | 3 | 246 | 18 | 1 483 | 8 | 507 | 7 | 466 | 25 | 1 746 | 3 | 522 | 16 | 1 211 | 13 | 528 | 41 | |
| 28 | 8 962 | 12 | 2 321 | 14 | 1 200 | 18 | 1 670 | 22 | 1 467 | 27 | 993 | 7 | 617 | 41 | 3 051 | 7 | 1 111 | 42 | |
| 12 | 3 895 | 7 | 1 925 | 12 | 654 | 6 | 299 | 10 | 571 | 15 | 463 | 2 | (0) | 13 | 1 542 | 6 | 181 | 43 | |
| 12 | 885 | 5 | 1 196 | 13 | 523 | 3 | 123 | 2 | (0) | 17 | 689 | 3 | (0) | 15 | 2 118 | 2 | (0) | 44 | |
| 8 | 501 | 2 | (0) | 4 | 225 | - | - | - | - | 10 | 197 | 1 | (0) | 3 | (0) | 2 | (0) | 45 | |
| 27 | 8 593 | 13 | 2 639 | 13 | 769 | 12 | 1 036 | 11 | 746 | 49 | 2 233 | 6 | 770 | 33 | 2 209 | 5 | 900 | 46 | |
| 4 | 2 529 | 8 | 4 278 | 9 | 780 | 6 | 242 | 6 | 704 | 17 | 795 | 2 | (0) | 18 | 1 242 | - | - | 47 | |
| 3 | (0) | 4 | 58 | 5 | 617 | 3 | 45 | 6 | 221 | 10 | 753 | 2 | (0) | 8 | 390 | 1 | (0) | 48 | |
| 12 | 2 174 | 2 | (0) | 12 | 716 | 9 | 328 | 8 | 644 | 14 | 374 | 2 | (0) | 12 | 1 345 | 7 | 76 | 49 | |
| 101 | (0) | 53 | 10 158 | 97 | 7 130 | 10 | 602 | 28 | 1 191 | 158 | 9 341 | 18 | 1 972 | 177 | 10 053 | 50 | (0) | 50 | |

TABLE 4. Standard Metropolitan Statistical Areas: 1963

| SIC code | Standard metropolitan statistical area and kind of business | Establishments | | Sales | | Payroll, entire year (\$1,000) | Payroll, workweek ended nearest Nov. 15 (dollars) | Paid employees, workweek ended nearest Nov. 15 (number) | Active proprietors of unincorporated businesses (number) |
|-----------|--|--|-----------------------|-------------------------------------|---------------------------------------|--------------------------------|---|---|--|
| | | Total (number) | With payroll (number) | Total, all establishments (\$1,000) | Establishments with payroll (\$1,000) | | | | |
| | <u>BOSTON SMSA</u> | Consists of Beverly, Lynn, Peabody and Salem cities and Danvers, Hamilton, Lynnfield, Manchester, Marblehead, Middleton, Nahant, Saugus, Swampscott, Topsfield, and Wenham towns in Essex County; Cambridge, Everett, Medford, Melrose, Newton, Somerville, Waltham, and Woburn cities and Arlington, Ashland, Bedford, Belmont, Burlington, Concord, Framingham, Lexington, Lincoln, Natick, North Reading, Reading, Sherborn, Stoneham, Sudbury, Wakefield, Watertown, Wayland, Weston, Wilmington, and Winchester towns in Middlesex County; Quincy city and Braintree, Brookline, Canton, Cohasset, Dedham, Dover, Holbrook, Medfield, Millis, Milton, Needham, Norfolk, Norwood, Randolph, Sharon, Walpole, Wellesley, Westwood, and Weymouth towns in Norfolk County; Duxbury, Hanover, Hingham, Hull, Marshfield, Norwell, Pembroke, Rockland, and Scituate towns in Plymouth County; and Boston, Chelsea, and Revere cities and Winthrop town in Suffolk County, Mass. | | | | | | | |
| | RETAIL TRADE TOTAL | 21 689 | 16 179 | 3 972 873 | 3 830 387 | 521 220 | 10 192 847 | 154 114 | 13 479 |
| | LUMBER, BUILDING MATERIALS, HARDWARE, FARM EQUIPMENT DEALERS | | | | | | | | |
| | TOTAL | 856 | 696 | 138 474 | 135 472 | 19 603 | 362 740 | 4 130 | 363 |
| 52 | LUMBER YARDS | 133 | 131 | 52 530 | 52 524 | 7 642 | 135 432 | 1 484 | 29 |
| 521 | BUILDING MATERIALS DEALERS | 143 | 87 | 24 039 | 23 143 | 3 122 | 58 299 | 612 | 86 |
| 522 | HEATING, PLUMBING EQUIPMENT DEALERS | 44 | 28 | 3 666 | 3 408 | 622 | 11 838 | 124 | 25 |
| 523 | PAINT, GLASS, WALLPAPER STORES | 166 | 148 | 13 956 | 13 408 | 1 973 | 44 919 | 453 | 62 |
| 524 | ELECTRICAL SUPPLY STORES | 24 | 14 | 4 405 | 4 191 | 574 | 9 071 | 90 | 12 |
| 5251 | HARDWARE STORES | 333 | 279 | 37 837 | 36 817 | 5 416 | 98 723 | 1 316 | 143 |
| 5252 | FARM EQUIPMENT DEALERS | 13 | 9 | 2 041 | 1 989 | 254 | 4 458 | 51 | 6 |
| | GENERAL MERCHANDISE GROUP STORES* | | | | | | | | |
| 53 PART* | TOTAL | 617 | 533 | 564 205 | 562 419 | 86 758 | 1 781 082 | 29 991 | 273 |
| 531 | DEPARTMENT STORES | 80 | 80 | 460 859 | 460 859 | 69 582 | 1 451 147 | 23 257 | - |
| 533 | LIMITED PRICE VARIETY STORES | 267 | 249 | 58 088 | 57 640 | 10 676 | 196 129 | 4 697 | 111 |
| 539 | GENERAL MERCHANDISE STORES | 120 | 104 | 35 747 | 35 297 | 5 080 | 105 070 | 1 570 | 61 |
| | TOY GOODS STORES | 82 | 68 | 7 483 | 7 123 | 1 226 | 24 540 | 382 | 44 |
| | SEWING, NEEDLEWORK STORES | 68 | 32 | 2 028 | 1 500 | 194 | 4 196 | 85 | 57 |
| | FOOD STORES | | | | | | | | |
| 54 | TOTAL | 4 057 | 2 591 | 946 353 | 894 521 | 77 692 | 1 560 515 | 24 397 | 3 180 |
| 541 | GROCERY STORES, INCLUDING DELICATESSENS | 2 614 | 1 560 | 841 153 | 800 079 | 63 172 | 1 267 915 | 19 289 | 2 044 |
| 542 | MEAT MARKETS | 354 | 252 | 37 340 | 33 250 | 3 119 | 61 423 | 853 | 324 |
| | FISH (SEAFOOD) MARKETS | 128 | 78 | 7 795 | 6 895 | 766 | 16 362 | 256 | 110 |
| 543 | FRUIT STORES, VEGETABLE MARKETS | 198 | 106 | 12 431 | 10 089 | 936 | 18 550 | 317 | 200 |
| 544 | CANDY, NUT, CONFECTIONERY STORES | 132 | 100 | 6 708 | 6 268 | 1 095 | 20 533 | 475 | 70 |
| 545 | DAIRY PRODUCTS STORES | 106 | 88 | 9 682 | 8 972 | 966 | 19 893 | 323 | 34 |
| 546 | RETAIL BAKERIES | 435 | 383 | 27 548 | 26 550 | 7 383 | 150 516 | 2 800 | 311 |
| 5462 | RETAIL BAKERIES, MANUFACTURING | 360 | 326 | 23 675 | 23 049 | 6 659 | 136 060 | 2 517 | 274 |
| 5463 | RETAIL BAKERIES, NONMANUFACTURING | 75 | 57 | 3 873 | 3 501 | 724 | 14 456 | 283 | 37 |
| 549 | EGG AND POULTRY DEALERS | 52 | 12 | 2 334 | 1 388 | 174 | 3 325 | 49 | 53 |
| | OTHER | 38 | 12 | 1 362 | 1 030 | 81 | 1 998 | 35 | 34 |
| | AUTOMOTIVE DEALERS | | | | | | | | |
| 55 EX-554 | TOTAL | 849 | 663 | 587 500 | 581 412 | 58 056 | 1 061 673 | 9 924 | 371 |
| 551 | PASSENGER CAR DEALERS, FRANCHISED | 393 | 391 | 536 554 | 536 542 | 52 280 | 955 369 | 8 780 | 71 |
| | DOMESTIC CAR DEALERS | 315 | 315 | 437 192 | 437 192 | 42 089 | 775 478 | 7 160 | 53 |
| | IMPORTED CAR DEALERS | 37 | 35 | 21 442 | 21 430 | 2 847 | 54 274 | 509 | 12 |
| | DOMESTIC AND IMPORTED CAR DEALERS | 41 | 41 | 77 920 | 77 920 | 7 344 | 125 617 | 1 111 | 6 |
| 552 | PASSENGER CAR DEALERS, NONFRANCHISED | 187 | 75 | 18 238 | 14 010 | 1 309 | 23 460 | 268 | 151 |
| 553 | TIRE, BATTERY, ACCESSORY DEALERS | 172 | 130 | 19 062 | 18 310 | 3 170 | 59 392 | 626 | 100 |
| | HOME AND AUTO SUPPLY STORES | 10 | 10 | 1 194 | 1 194 | 154 | 3 151 | 34 | 5 |
| 559 | MISCELLANEOUS AIRCRAFT, MARINE, AUTOMOTIVE DEALERS | 87 | 57 | 12 452 | 11 356 | 1 143 | 20 301 | 216 | 44 |
| | AIRCRAFT, BOAT, MOTORCYCLE DEALERS | 64 | 44 | 8 389 | 8 001 | 858 | 15 474 | 166 | 30 |
| | HOUSEHOLD TRAILER DEALERS | 19 | 11 | 2 988 | (0) | (0) | (0) | (0) | (0) |
| | OTHER AUTOMOTIVE DEALERS | 4 | 2 | 1 075 | (0) | (0) | (0) | (0) | (0) |
| | GASOLINE SERVICE STATIONS | | | | | | | | |
| 55PT(554) | TOTAL | 1 889 | 1 579 | 201 673 | 187 045 | 17 174 | 335 162 | 5 760 | 1 811 |
| | APPAREL, ACCESSORY STORES | | | | | | | | |
| 56 | TOTAL | 1 758 | 1 416 | 266 931 | 260 139 | 40 638 | 768 618 | 11 861 | 923 |
| 561,567 | MEN'S, BOYS' APPAREL STORES, CUSTOM TAILORS | 361 | 275 | 53 886 | 52 284 | 9 266 | 158 380 | 2 022 | 206 |
| 561 | MEN'S, BOYS' CLOTHING AND FURNISHINGS STORES | 302 | 254 | 52 518 | 51 106 | 9 006 | 152 970 | 1 951 | 153 |
| 567 | CUSTOM TAILORS | 59 | 21 | 1 368 | 1 178 | 260 | 5 410 | 71 | 53 |
| 562-3,568 | WOMEN'S CLOTHING, SPECIALTY STORES | 678 | 596 | 135 586 | 134 242 | 20 373 | 398 431 | 6 697 | 347 |
| 562 | WOMEN'S READY-TO-WEAR STORES | 378 | 346 | 81 481 | 80 661 | 13 381 | 256 406 | 4 434 | 176 |
| 563,568 | WOMEN'S ACCESSORY, SPECIALTY STORES, FURRIERS | 300 | 250 | 54 105 | 53 581 | 6 992 | 142 025 | 2 263 | 171 |
| 563 | MILLINERY STORES | 84 | 64 | 3 065 | 2 871 | 636 | 10 461 | 219 | 54 |
| | CORSET, LINGERIE STORES | 50 | 40 | 2 862 | 2 770 | 541 | 10 289 | 179 | 24 |
| | HOSIERY STORES | 5 | 5 | (0) | (0) | (0) | (0) | (0) | (0) |
| | APPAREL, ACCESSORY, OTHER SPECIALTY STORES | 99 | 91 | (0) | (0) | (0) | (0) | (0) | (0) |
| 568 | FURRIERS, FUR SHOPS | 62 | 50 | 5 319 | 5 197 | 1 033 | 22 085 | 234 | 35 |
| 565 | FAMILY CLOTHING STORES | 184 | 110 | 30 212 | 28 488 | 4 052 | 80 326 | 1 369 | 112 |
| 566 | SHOE STORES | 449 | 369 | 41 397 | 39 621 | 6 216 | 117 523 | 1 517 | 199 |
| | MEN'S SHOE STORES | 46 | 46 | 5 110 | 5 110 | 686 | 12 131 | 139 | 11 |
| | WOMEN'S SHOE STORES | 110 | 106 | 13 022 | 12 948 | 2 201 | 45 328 | 572 | 31 |
| | CHILDREN'S, JUVENILES' SHOE STORES | 16 | 14 | 1 525 | 1 473 | 215 | 3 953 | 48 | 10 |
| | FAMILY SHOE STORES | 277 | 203 | 21 740 | 20 090 | 3 114 | 56 111 | 758 | 147 |
| 564 | CHILDREN'S, INFANTS' WEAR STORES | 71 | 61 | 5 157 | 4 907 | 658 | 12 705 | 236 | 43 |
| 569 | MISCELLANEOUS APPAREL, ACCESSORY STORES | 15 | 5 | 693 | 597 | 73 | 1 253 | 20 | 16 |

Standard Notes: - Represents zero. (D) Withheld to avoid disclosure. (NA) Not available. (X) Not applicable.
 *Nonstore retailers, part of SIC major group 53, are shown separately in this table.

TABLE 4. Standard Metropolitan Statistical Areas: 1963-Continued

| SIC code | Standard metropolitan statistical area and kind of business | Establishments | | Sales | | Payroll, entire year (\$1,000) | Payroll, workweek ended nearest Nov. 15 (dollars) | Paid employees, workweek ended nearest Nov. 15 (number) | Active proprietors of unincorporated businesses (number) |
|--|---|----------------|--------------|---------------------------|-----------------------------|--------------------------------|---|---|--|
| | | Total | With payroll | Total, all establishments | Establishments with payroll | | | | |
| | | (number) | (number) | (\$1,000) | (\$1,000) | | | | |
| BOSTON SMSA-Continued | | | | | | | | | |
| FURNITURE, HOME FURNISHINGS, EQUIPMENT STORES | | | | | | | | | |
| 57 | TOTAL | 1 194 | 900 | 169 508 | 163 440 | 25 311 | 503 648 | 5 527 | 630 |
| 571 | FURNITURE, HOME FURNISHINGS STORES | 724 | 512 | 95 066 | 90 588 | 16 310 | 314 863 | 3 417 | 408 |
| 5712 | FURNITURE STORES | 423 | 295 | 70 120 | 67 058 | 12 208 | 227 425 | 2 423 | 223 |
| 5713 | FLOOR COVERING STORES | 142 | 114 | 16 753 | 16 013 | 2 679 | 57 916 | 554 | 77 |
| 5714 | DRAPERY, CURTAIN, UPHOLSTERY STORES | 75 | 57 | 4 129 | 3 965 | 756 | 15 008 | 237 | 50 |
| 5715 | CHINA, GLASSWARE, METALWARE STORES | 35 | 13 | 1 553 | 1 299 | 257 | 5 108 | 82 | 24 |
| 5719 | MISCELLANEOUS HOME FURNISHINGS STORES | 49 | 33 | 2 511 | 2 253 | 410 | 9 406 | 121 | 34 |
| 572 | HOUSEHOLD APPLIANCE STORES | 216 | 170 | 49 567 | 48 563 | 5 220 | 117 596 | 1 269 | 93 |
| 5732 | RADIO, TELEVISION STORES | 147 | 129 | 15 748 | 15 464 | 2 244 | 42 290 | 509 | 86 |
| 5733 | MUSIC STORES | 107 | 89 | 9 127 | 8 825 | 1 537 | 28 899 | 332 | 43 |
| | RECORD STORES | 52 | 52 | 2 991 | 2 975 | 437 | 7 921 | 125 | 14 |
| | MUSICAL INSTRUMENT STORES | 55 | 37 | 6 136 | 5 850 | 1 100 | 20 978 | 207 | 29 |
| EATING, DRINKING PLACES | | | | | | | | | |
| 58 | TOTAL | 4 056 | 3 582 | 345 501 | 337 829 | 87 371 | 1 706 936 | 33 930 | 1 906 |
| 5812 | EATING PLACES | 2 900 | 2 436 | 267 652 | 260 092 | 69 611 | 1 353 342 | 28 014 | 1 811 |
| | RESTAURANTS, LUNCHROOMS | 1 701 | 1 543 | 186 685 | 184 219 | 49 807 | 978 286 | 20 154 | 994 |
| | CAFETERIAS | 231 | 229 | 23 861 | 23 851 | 7 158 | 138 720 | 2 588 | 87 |
| | REFRESHMENT PLACES | 810 | 532 | 40 860 | 36 304 | 7 629 | 147 247 | 3 393 | 643 |
| | CATERERS | 158 | 132 | 16 246 | 15 718 | 5 017 | 89 089 | 1 879 | 87 |
| 5813 | DRINKING PLACES (ALCOHOLIC BEVERAGES) | 1 156 | 1 146 | 77 849 | 77 737 | 17 760 | 353 594 | 5 916 | 95 |
| DRUG STORES, PROPRIETARY STORES | | | | | | | | | |
| 59PT(S91) | TOTAL | 1 087 | 1 047 | 133 964 | 132 588 | 21 090 | 404 948 | 6 968 | 175 |
| 591 | DRUG STORES | 1 022 | 990 | 126 714 | 125 544 | 20 205 | 388 452 | 6 689 | 145 |
| | PROPRIETARY STORES | 65 | 57 | 7 250 | 7 044 | 885 | 16 496 | 279 | 30 |
| OTHER RETAIL STORES | | | | | | | | | |
| 59 EX, S91 | TOTAL | 4 256 | 2 874 | 464 961 | 434 157 | 58 233 | 1 094 210 | 14 631 | 2 673 |
| 592 | LIQUOR STORES | 717 | 695 | 137 176 | 136 490 | 12 469 | 232 400 | 3 225 | 61 |
| 593 | ANTIQUA STORES, SECONDHAND STORES | 361 | 165 | 12 221 | 8 735 | 1 733 | 34 911 | 508 | 302 |
| 5932 | ANTIQUA STORES | 127 | 25 | 3 279 | 1 613 | 232 | 3 656 | 47 | 124 |
| 5933 | SECONDHAND STORES | 234 | 140 | 8 942 | 7 122 | 1 501 | 31 255 | 461 | 178 |
| 594 | BOOK, STATIONERY STORES | 254 | 212 | 22 991 | 22 259 | 3 868 | 73 030 | 1 211 | 170 |
| 5942 | BOOK STORES | 82 | 62 | 9 558 | 9 412 | 1 551 | 29 174 | 479 | 48 |
| 5943 | STATIONERY STORES | 172 | 150 | 13 433 | 12 847 | 2 317 | 43 856 | 732 | 122 |
| 595 | SPORTING GOODS STORES, BICYCLE SHOPS | 135 | 81 | 9 498 | 8 026 | 1 148 | 24 081 | 315 | 100 |
| 5952 | SPORTING GOODS STORES | 104 | 68 | 8 110 | 7 006 | 999 | 21 271 | 272 | 73 |
| 5953 | BICYCLE SHOPS | 31 | 13 | 1 388 | 1 020 | 149 | 2 810 | 43 | 27 |
| 5962 | HAY, GRAIN, FEED STORES | 22 | 20 | 6 975 | 6 897 | 618 | 11 490 | 148 | 7 |
| 5969 | OTHER FARM SUPPLY STORES | 7 | 5 | 2 116 | 2 100 | 174 | 3 103 | 35 | 3 |
| | GARDEN SUPPLY STORES | 33 | 27 | 2 366 | 2 318 | 440 | 8 491 | 112 | 21 |
| 597 | JEWELRY STORES | 302 | 214 | 32 639 | 31 019 | 4 959 | 92 268 | 1 174 | 178 |
| 598 | FUEL, ICE DEALERS | 961 | 551 | 149 199 | 136 699 | 20 194 | 371 570 | 3 545 | 712 |
| 5982 | COAL AND WOOD DEALERS | 49 | 43 | 9 521 | 9 313 | 1 234 | 21 585 | 253 | 29 |
| | ICE DEALERS | 26 | 2 | 620 | (D) | (0) | (0) | (0) | (D) |
| 5983 | FUEL OIL DEALERS | 866 | 494 | 135 273 | 123 429 | 18 178 | 333 853 | 3 149 | 645 |
| 5984 | BOTTLED GAS DEALERS | 20 | 12 | 3 785 | (0) | (0) | (0) | (0) | (D) |
| 5992 | FLORISTS | 298 | 178 | 13 845 | 12 095 | 2 667 | 45 937 | 700 | 270 |
| 5993 | CIGAR STORES, STANOS | 143 | 85 | 9 311 | 7 465 | 813 | 16 133 | 267 | 99 |
| 5994 | NEWS DEALERS, NEWSSTANOS | 162 | 120 | 15 083 | 14 127 | 1 877 | 36 224 | 1 191 | 102 |
| 5996 | CAMERA, PHOTOGRAPHIC SUPPLY STORES | 76 | 68 | 12 060 | 11 412 | 1 357 | 25 727 | 307 | 26 |
| 5997 | GIFT, NOVELTY, SOUVENIR SHOPS | 208 | 106 | 7 323 | 5 929 | 939 | 20 550 | 411 | 184 |
| 5998 | OPTICAL GOODS STORES | 212 | 138 | 8 102 | 7 108 | 1 515 | 27 499 | 346 | 190 |
| 5999 | TYPEWRITER STORES | 10 | 8 | 691 | 675 | 197 | 3 988 | 135 | 4 |
| | LUGGAGE, LEATHER GOODS STORES | 18 | 12 | 1 497 | 1 393 | 250 | 4 592 | 65 | 12 |
| | HOBBY, TOY, GAME SHOPS | 72 | 46 | 7 740 | 7 318 | 1 002 | 23 721 | 438 | 44 |
| | RELIGIOUS GOODS STORES | 17 | 15 | 1 062 | 1 042 | 197 | 3 639 | 52 | 11 |
| | PET SHOPS | 25 | 13 | 934 | 676 | 88 | 1 734 | 34 | 24 |
| | OTHER | 223 | 115 | 12 132 | 10 374 | 1 728 | 33 122 | 412 | 153 |
| NONSTORE RETAILERS* | | | | | | | | | |
| 53 PART* | TOTAL | 1 070 | 298 | 153 803 | 141 365 | 29 294 | 613 315 | 6 995 | 874 |
| 532 | MAIL-ORDER HOUSES | 64 | 48 | 44 059 | 43 697 | 11 672 | 248 494 | 3 515 | 23 |
| 534 | MERCHANDISE VENDING MACHINE OPERATORS | 117 | 69 | 39 771 | 38 367 | 5 591 | 122 662 | 1 243 | 74 |
| 535 | DIRECT SELLING (HOUSE-TO-HOUSE) ORGANIZATIONS | 889 | 181 | 69 973 | 59 301 | 12 031 | 242 159 | 2 237 | 777 |

Standard Notes: - Represents zero. (D) Withheld to avoid disclosure. (NA) Not available. (X) Not applicable.
 *Nonstore retailers, part of SIC major group 53, are shown separately in this table.

TABLE 4. Standard Metropolitan Statistical Areas: 1963-Continued

| SIC code | Standard metropolitan statistical area and kind of business | Establishments | | Sales | | Payroll, entire year (\$1,000) | Payroll, workweek ended nearest Nov. 15 (dollars) | Paid employees, workweek ended nearest Nov. 15 (number) | Active proprietors of unincorporated businesses (number) |
|------------|--|---|-----------------------|-------------------------------------|---------------------------------------|--------------------------------|---|---|--|
| | | Total (number) | With payroll (number) | Total, all establishments (\$1,000) | Establishments with payroll (\$1,000) | | | | |
| | BROCKTON SMSA | Consists of Easton town in Bristol County; Avon and Stoughton towns in Norfolk County; and Brockton city and Abington, Bridgewater, East Bridgewater, Hanson, West Bridgewater, and Whitman towns in Plymouth County, Mass. | | | | | | | |
| | RETAIL TRADE, TOTAL | 1 413 | 963 | 213 118 | 202 828 | 25 145 | 488 803 | 8 064 | 963 |
| | LUMBER, BUILDING MATERIALS, HARDWARE, FARM EQUIPMENT DEALERS | | | | | | | | |
| 52 | TOTAL | 72 | 50 | 8 807 | 8 255 | 1 284 | 23 835 | 278 | 40 |
| 521 | LUMBER YARDS | 19 | 17 | 4 199 | 4 047 | 541 | 9 861 | 116 | 7 |
| | BUILDING MATERIALS DEALERS | 11 | 7 | 1 123 | 1 091 | 121 | 2 123 | 30 | 6 |
| 522 | HEATING, PLUMBING EQUIPMENT DEALERS | 4 | 4 | 292 | 292 | 108 | 2 552 | 22 | - |
| 523 | PAINT, GLASS, WALLPAPER STORES | 17 | 9 | 1 069 | (D) | (D) | (D) | (D) | (D) |
| 524 | ELECTRICAL SUPPLY STORES | - | - | - | - | - | - | - | - |
| 5251 | HARDWARE STORES | 18 | 12 | 1 273 | 1 173 | 195 | 3 333 | 57 | 13 |
| 5252 | FARM EQUIPMENT DEALERS | 3 | 1 | 851 | (D) | (D) | (D) | (D) | (D) |
| | GENERAL MERCHANDISE GROUP STORES* | | | | | | | | |
| 53 PART* | TOTAL | 36 | 32 | 25 087 | 25 017 | 3 164 | 63 113 | 1 262 | 18 |
| 531 | DEPARTMENT STORES | 7 | 7 | 18 845 | 18 845 | 2 414 | 48 934 | 949 | - |
| 533 | LIMITED PRICE VARIETY STORES | 14 | 14 | 2 705 | 2 705 | 449 | 7 816 | 198 | 7 |
| 539 | GENERAL MERCHANDISE STORES | 4 | 4 | (D) | (D) | (D) | (D) | (D) | (D) |
| | DRY GOODS STORES | 8 | 6 | 570 | 532 | 88 | 1 833 | 37 | 7 |
| | SEWING, NEEDLEWORK STORES | 3 | 1 | (D) | (D) | (D) | (D) | (D) | (D) |
| | FOOD STORES | | | | | | | | |
| 54 | TOTAL | 241 | 143 | 57 168 | 54 048 | 4 614 | 86 997 | 1 706 | 201 |
| 541 | GROCERY STORES, INCLUDING DELICATESSENS | 174 | 102 | 54 306 | 51 612 | 4 135 | 77 877 | 1 502 | 140 |
| 542 | MEAT MARKETS | 7 | 1 | 175 | (D) | (D) | (D) | (D) | (D) |
| | FISH (SEAFOOD) MARKETS | 4 | 4 | 403 | 403 | 48 | 1 030 | 36 | 4 |
| 543 | FRUIT STORES, VEGETABLE MARKETS | 14 | 4 | 486 | 268 | 24 | 455 | 12 | 17 |
| 544 | CANDY, NUT, CONFECTIONERY STORES | 8 | 6 | 247 | 207 | 51 | 895 | 24 | 6 |
| 545 | DAIRY PRODUCTS STORES | 5 | 3 | 312 | (D) | (D) | (D) | (D) | (D) |
| 546 | RETAIL BAKERIES | 19 | 19 | 953 | 953 | 304 | 5 783 | 111 | 17 |
| 5462 | RETAIL BAKERIES, MANUFACTURING | 18 | 18 | (D) | (D) | (D) | (D) | (D) | (D) |
| 5463 | RETAIL BAKERIES, NONMANUFACTURING | 1 | 1 | (D) | (D) | (D) | (D) | (D) | (D) |
| 549 | EGG AND POULTRY DEALERS | 10 | 4 | 286 | (D) | (D) | (D) | (D) | (D) |
| | OTHER | - | - | - | - | - | - | - | - |
| | AUTOMOTIVE DEALERS | | | | | | | | |
| 55 EX. 554 | TOTAL | 89 | 63 | 34 928 | 34 194 | 3 519 | 66 457 | 637 | 52 |
| 551 | PASSENGER CAR DEALERS, FRANCHISED | 35 | 35 | 31 384 | 31 384 | 3 014 | 54 553 | 521 | 10 |
| | DOMESTIC CAR DEALERS | 31 | 31 | 28 770 | 28 770 | 2 630 | 47 626 | 457 | 10 |
| | IMPORTED CAR DEALERS | 3 | 3 | (D) | (D) | (D) | (D) | (D) | (D) |
| | DOMESTIC AND IMPORTED CAR DEALERS | 1 | 1 | (D) | (D) | (D) | (D) | (D) | (D) |
| 552 | PASSENGER CAR DEALERS, NONFRANCHISED | 29 | 9 | 1 520 | 882 | 109 | 4 245 | 30 | 28 |
| 553 | TIRE, BATTERY, ACCESSORY DEALERS | 15 | 13 | 1 636 | 1 554 | 357 | 7 043 | 79 | 4 |
| | HOME AND AUTO SUPPLY STORES | 1 | 1 | (D) | (D) | (D) | (D) | (D) | (D) |
| 559 | MISCELLANEOUS AIRCRAFT, MARINE, AUTOMOTIVE DEALERS | 9 | 5 | (D) | (D) | (D) | (D) | (D) | (D) |
| | AIRCRAFT, BOAT, MOTORCYCLE DEALERS | 4 | 4 | 311 | 311 | 28 | 496 | 5 | 3 |
| | HOUSEHOLD TRAILER DEALERS | 5 | 1 | (D) | (D) | (D) | (D) | (D) | (D) |
| | OTHER AUTOMOTIVE DEALERS | - | - | - | - | - | - | - | - |
| | GASOLINE SERVICE STATIONS | | | | | | | | |
| 55PT(554) | TOTAL | 155 | 115 | 12 723 | 11 383 | 946 | 18 192 | 344 | 138 |
| | APPAREL, ACCESSORY STORES | | | | | | | | |
| 56 | TOTAL | 88 | 66 | 12 928 | 12 540 | 1 654 | 30 898 | 488 | 51 |
| 561,567 | MEN'S, BOYS' APPAREL STORES, CUSTOM TAILORS | 11 | 9 | 2 145 | 2 085 | 309 | 5 274 | 68 | 4 |
| 561 | MEN'S, BOYS' CLOTHING AND FURNISHINGS STORES | 11 | 9 | 2 145 | 2 085 | 309 | 5 274 | 68 | 4 |
| 567 | CUSTOM TAILORS | - | - | - | - | - | - | - | - |
| 562-3,568 | WOMEN'S CLOTHING, SPECIALTY STORES | 40 | 30 | 7 451 | 7 247 | 900 | 17 209 | 305 | 24 |
| 562 | WOMEN'S READY-TO-WEAR STORES | 26 | 20 | 3 212 | (D) | (D) | (D) | (D) | (D) |
| 563,568 | WOMEN'S ACCESSORY, SPECIALTY STORES, FURRIERS | 14 | 10 | 4 239 | (D) | (D) | (D) | (D) | (D) |
| 563 | MILLINERY STORES | 7 | 5 | 183 | 161 | 26 | 526 | 14 | 4 |
| | CORSET, LINGERIE STORES | 1 | 1 | (D) | (D) | (D) | (D) | (D) | (D) |
| | HOSIERY STORES | - | - | - | - | - | - | - | - |
| | APPAREL, ACCESSORY, OTHER SPECIALTY STORES | 5 | 3 | (D) | (D) | (D) | (D) | (D) | (D) |
| 568 | FURRIERS, FUR SHOPS | 1 | 1 | (D) | (D) | (D) | (D) | (D) | (D) |
| 565 | FAMILY CLOTHING STORES | 12 | 8 | (D) | (D) | (D) | (D) | (D) | (D) |
| 566 | SHOE STORES | 23 | 17 | 1 939 | 1 887 | 272 | 4 828 | 61 | 14 |
| | MEN'S SHOE STORES | 4 | 4 | 771 | 771 | 102 | 1 648 | 19 | 2 |
| | WOMEN'S SHOE STORES | 3 | 3 | (D) | (D) | (D) | (D) | (D) | (D) |
| | CHILDREN'S, JUVENILES' SHOE STORES | 1 | 1 | (D) | (D) | (D) | (D) | (D) | (D) |
| | FAMILY SHOE STORES | 15 | 9 | 715 | 663 | 110 | 2 127 | 27 | 10 |
| 564 | CHILDREN'S, INFANTS' WEAR STORES | 2 | 2 | (D) | (D) | (D) | (D) | (D) | (D) |
| 569 | MISCELLANEOUS APPAREL, ACCESSORY STORES | - | - | - | - | - | - | - | - |

Standard Notes: - Represents zero. (D) Withheld to avoid disclosure. (NA) Not available. (X) Not applicable.
 *Nonstore retailers, part of SIC major group 53, are shown separately in this table.

TABLE 4. Standard Metropolitan Statistical Areas: 1963—Continued

| SIC code | Standard metropolitan statistical area and kind of business | Establishments | | Sales | | Payroll, entire year (\$1,000) | Payroll, workweek ended nearest Nov. 15 (dollars) | Paid employees, workweek ended nearest Nov. 15 (number) | Active proprietors of unincorporated businesses (number) |
|---|---|----------------|--------------|---------------------------|-----------------------------|--------------------------------|---|---|--|
| | | Total | With payroll | Total, all establishments | Establishments with payroll | | | | |
| | | (number) | (number) | (\$1,000) | (\$1,000) | | | | |
| BROCKTON SMSA—Continued | | | | | | | | | |
| FURNITURE, HOME FURNISHINGS, EQUIPMENT STORES | | | | | | | | | |
| S7 | TOTAL | 69 | 57 | 7 970 | 7 784 | 1 381 | 26 104 | 315 | 42 |
| S71 | FURNITURE, HOME FURNISHINGS STORES | 41 | 31 | 5 329 | 5 195 | 1 013 | 18 031 | 204 | 27 |
| S712 | FURNITURE STORES | 19 | 17 | 4 173 | 4 155 | 772 | 13 253 | 145 | 7 |
| S713 | FLOOR COVERING STORES | 12 | 10 | 825 | 815 | 179 | 3 579 | 42 | 12 |
| S714 | DRAPERY, CURTAIN, UPHOLSTERY STORES | 2 | 2 | (D) | (D) | (D) | (D) | (D) | (D) |
| S715 | CHINA, GLASSWARE, METALWARE STORES | 3 | 1 | 11 | (D) | (D) | (D) | (D) | (D) |
| S719 | MISCELLANEOUS HOME FURNISHINGS STORES | 5 | 1 | (D) | (D) | (D) | (D) | (D) | (D) |
| S72 | HOUSEHOLD APPLIANCE STORES | 16 | 16 | 1 629 | 1 629 | 213 | 4 923 | 74 | 8 |
| S732 | RADIO, TELEVISION STORES | 11 | 9 | (D) | (D) | (D) | (D) | (D) | (D) |
| S733 | MUSIC STORES | 1 | 1 | (D) | (D) | (D) | (D) | (D) | (D) |
| | RECORD SHOPS | 1 | 1 | (D) | (D) | (D) | (D) | (D) | (D) |
| | MUSICAL INSTRUMENT STORES | - | - | - | - | - | - | - | - |
| EATING, DRINKING PLACES | | | | | | | | | |
| 58 | TOTAL | 213 | 191 | 14 143 | 13 785 | 3 512 | 66 595 | 1 476 | 99 |
| 5812 | EATING PLACES | 134 | 116 | 10 546 | 10 292 | 2 703 | 50 988 | 1 200 | 87 |
| | RESTAURANTS, LUNCHROOMS | 92 | 82 | 8 732 | 8 582 | 2 340 | 43 358 | 1 000 | 54 |
| | CAFETERIAS | 4 | 2 | (D) | (D) | (D) | (D) | (D) | (D) |
| | REFRESHMENT PLACES | 36 | 30 | 1 517 | 1 445 | 292 | 6 283 | 169 | 28 |
| | CATERERS | 2 | 2 | (D) | (D) | (D) | (D) | (D) | (D) |
| 5813 | DRINKING PLACES (ALCOHOLIC BEVERAGES) | 79 | 75 | 3 597 | 3 493 | 809 | 15 607 | 276 | 12 |
| DRUG STORES, PROPRIETARY STORES | | | | | | | | | |
| S9PT(S91) | TOTAL | 48 | 46 | 7 000 | 6 898 | 1 187 | 28 508 | 559 | 12 |
| S91 | DRUG STORES | 44 | 44 | (D) | (D) | (D) | (D) | (D) | (D) |
| | PROPRIETARY STORES | 4 | 2 | (D) | (D) | (D) | (D) | (D) | (D) |
| OTHER RETAIL STORES | | | | | | | | | |
| S9 EX.S91 | TOTAL | 315 | 175 | 24 987 | 22 573 | 3 012 | 55 434 | 770 | 237 |
| S92 | LIQUOR STORES | 47 | 47 | 5 742 | 5 742 | 581 | 11 162 | 166 | 10 |
| S93 | ANTIQUES STORES, SECONDHAND STORES | 43 | 9 | 822 | 338 | 70 | 1 299 | 25 | 42 |
| S932 | ANTIQUES STORES | 22 | - | 332 | - | - | - | - | 22 |
| S933 | SECONDHAND STORES | 21 | 9 | 490 | 338 | 70 | 1 299 | 25 | 20 |
| S94 | BOOK, STATIONERY STORES | 6 | 6 | 623 | 623 | 133 | 2 535 | 43 | 2 |
| S942 | BOOK STORES | 1 | 1 | (D) | (D) | (D) | (D) | (D) | (D) |
| S943 | STATIONERY STORES | 5 | 5 | (D) | (D) | (D) | (D) | (D) | (D) |
| S95 | SPORTING GOODS STORES, BICYCLE SHOPS | 11 | 3 | 441 | 313 | 45 | 753 | 11 | 10 |
| S952 | SPORTING GOODS STORES | 10 | 2 | (D) | (D) | (D) | (D) | (D) | (D) |
| S953 | BICYCLE SHOPS | 1 | 1 | (D) | (D) | (D) | (D) | (D) | (D) |
| S962 | HAY, GRAIN, FEED STORES | 7 | 7 | 1 255 | 1 255 | 91 | 1 786 | 22 | 4 |
| S969 | OTHER FARM SUPPLY STORES | 1 | 1 | (D) | (D) | (D) | (D) | (D) | (D) |
| | GARDEN SUPPLY STORES | 6 | 2 | 142 | (D) | (D) | (D) | (D) | (D) |
| S97 | JEWELRY STORES | 15 | 11 | 1 487 | 1 367 | 284 | 5 235 | 72 | 9 |
| S98 | FUEL, ICE DEALERS | 71 | 47 | 10 643 | 10 021 | 1 413 | 24 776 | 284 | 50 |
| S982 | COAL AND WOOD DEALERS | - | - | - | - | - | - | - | - |
| | ICE DEALERS | 2 | - | 24 | - | - | - | - | 2 |
| S983 | FUEL OIL DEALERS | 64 | 46 | 10 504 | (D) | (D) | (D) | (D) | (D) |
| S984 | BOTTLED GAS DEALERS | 5 | 1 | 115 | (D) | (D) | (D) | (D) | (D) |
| S992 | FLOORISTS | 40 | 10 | 766 | 392 | 78 | 1 470 | 23 | 41 |
| S993 | CIGAR STORES, STANDS | 7 | 7 | 752 | 752 | 71 | 1 440 | 32 | 5 |
| S994 | NEWS DEALERS, NEWSSTANDS | 5 | 5 | 729 | 729 | 85 | 2 035 | 35 | 4 |
| S996 | CAMERA, PHOTOGRAPHIC SUPPLY STORES | 4 | - | 140 | - | - | - | - | 4 |
| S997 | GIFT, NOVELTY, SOUVENIR SHOPS | 13 | 5 | 186 | 114 | 10 | 209 | 9 | 16 |
| S998 | OPTICAL GOODS STORES | 12 | 6 | 222 | 174 | 34 | 388 | 11 | 12 |
| S999 | TYPEWRITER STORES | 2 | 2 | (D) | (D) | (D) | (D) | (D) | (D) |
| | LUGGAGE, LEATHER GOODS STORES | 3 | 1 | 99 | (D) | (D) | (D) | (D) | (D) |
| | HOBBY, TOY, GAME SHOPS | 1 | 1 | (D) | (D) | (D) | (D) | (D) | (D) |
| | RELIGIOUS GOODS STORES | 2 | - | 46 | - | - | - | - | 2 |
| | PET SHOPS | 5 | 1 | 126 | (D) | (D) | (D) | (D) | (D) |
| | OTHER | 14 | 4 | 368 | 120 | 10 | 459 | 8 | 10 |
| NONSTORE RETAILERS* | | | | | | | | | |
| 53 PART* | TOTAL | 87 | 25 | 7 377 | 6 351 | 872 | 22 670 | 229 | 73 |
| 532 | MAIL-ORDER HOUSES | 9 | 3 | 2 915 | (D) | (D) | (D) | (D) | (D) |
| 534 | MERCHANDISE VENDING MACHINE OPERATORS | 8 | 4 | 885 | (D) | (D) | (D) | (D) | (D) |
| 535 | DIRECT SELLING (HOUSE-TO-HOUSE) ORGANIZATIONS | 70 | 18 | 3 577 | 2 869 | 603 | 11 677 | 110 | 59 |

Standard Notes: - Represents zero. (D) Withheld to avoid disclosure. (NA) Not available. (X) Not applicable.
 *Nonstore retailers, part of SIC major group 53, are shown separately in this table.

TABLE 4. Standard Metropolitan Statistical Areas: 1963-Continued

| SIC code | Standard metropolitan statistical area and kind of business | Establishments | | Sales | | Payroll, entire year (\$1,000) | Payroll, workweek ended nearest Nov. 15 (dollars) | Paid employees, workweek ended nearest Nov. 15 (number) | Active proprietors of unincorporated businesses (number) |
|-----------|--|--|-----------------------|-------------------------------------|---------------------------------------|--------------------------------|---|---|--|
| | | Total (number) | With payroll (number) | Total, all establishments (\$1,000) | Establishments with payroll (\$1,000) | | | | |
| | <u>FALL RIVER, MASS. R.I., SMSA</u> | Consists of Fall River city and Somerset, Swansea, and Westport towns, in Bristol County, Mass.; and Tiverton town in Newport County, R.I. | | | | | | | |
| | RETAIL TRADE, TDOTAL | 1 495 | 983 | 164 86D | 154 146 | 18 617 | 358 884 | 5 997 | 1 22D |
| | LUMBER, BUILDING MATERIALS, HARDWARE, FARM EQUIPMENT DEALERS | | | | | | | | |
| 52 | TOTAL | 52 | 46 | 7 968 | 7 898 | 1 D45 | 1B D99 | 228 | 33 |
| 521 | LUMBER YARDS | 16 | 16 | 5 96D | 5 96D | 753 | 12 8DD | 145 | 4 |
| | BUILDING MATERIALS DEALERS | 6 | 4 | 229 | 187 | 27 | 675 | 11 | 5 |
| 522 | HEATING, PLUMBING EQUIPMENT DEALERS | 1 | 1 | (D) | (D) | (D) | (D) | (D) | (D) |
| 523 | PAINT, GLASS, WALLPAPER STDRES | 1D | 8 | (D) | (D) | (D) | (D) | (D) | (D) |
| 524 | ELECTRICAL SUPPLY STDRES | 1 | 1 | (D) | (D) | (D) | (D) | (D) | (D) |
| 5251 | HARDWARE STDRES | 13 | 11 | 598 | 576 | 66 | 1 22B | 24 | 13 |
| 5252 | FARM EQUIPMENT DEALERS | 5 | 5 | 626 | 626 | 89 | 1 531 | 23 | 4 |
| | GENERAL MERCHANDISE GROUP STDRES* | | | | | | | | |
| 53 PART* | TOTAL | 36 | 26 | 13 926 | 13 8D6 | 2 D32 | 37 3D6 | 747 | 28 |
| 531 | DEPARTMENT STDRES | 3 | 3 | (D) | (D) | (D) | (D) | (D) | (D) |
| 533 | LIMITED PRICE VARIETY STDRES | 15 | 13 | 2 45D | 2 416 | 465 | 8 D49 | 194 | 9 |
| 539 | GENERAL MERCHANDISE STDRES | 4 | 4 | (D) | (D) | (D) | (D) | (D) | (D) |
| | DRY GDDDS STDRES | 11 | 3 | 152 | (D) | (D) | (D) | (D) | (D) |
| | SEWING, NEEDLEWRK STDRES | 3 | 3 | (D) | (D) | (D) | (D) | (D) | (D) |
| | FDDD STDRES | | | | | | | | |
| 54 | TOTAL | 342 | 164 | 44 376 | 39 586 | 3 234 | 7D 725 | 1 188 | 324 |
| 541 | GRDCERY STDRES, INCLUDING DELICATESSENS | 243 | 1D1 | 38 545 | 34 273 | 2 524 | 56 9D9 | 922 | 23B |
| 542 | MEAT MARKETS | 12 | 1D | 2 318 | 2 284 | 2D2 | 4 345 | 77 | 8 |
| | FISH (SEAFDD) MARKETS | 1D | 4 | 258 | 13D | 14 | 377 | 8 | 9 |
| 543 | FRUIT STDRES, VEGETABLE MARKETS | 16 | 6 | 62D | 448 | 3D | 566 | 12 | 15 |
| 544 | CANDY, NUT, CONFECTIONERY STDRES | 2 | 2 | (D) | (D) | (D) | (D) | (D) | (D) |
| 545 | DAIRY PRODUCTS STDRES | 4 | 2 | (D) | (D) | (D) | (D) | (D) | (D) |
| 546 | RETAIL BAKERIES | 45 | 31 | 1 7D7 | 1 539 | 389 | 7 D47 | 141 | 43 |
| 5462 | RETAIL BAKERIES, MANUFACTURING | 37 | 27 | 1 4DD | 1 3D6 | 349 | 6 3D6 | 118 | 35 |
| 5463 | RETAIL BAKERIES, NONMANUFACTURING | 8 | 4 | 3D7 | 233 | 4D | 741 | 23 | 8 |
| 549 | EGG AND PDULTRY DEALERS | 1D | 8 | 667 | 657 | 51 | 1 12D | 16 | 6 |
| | DTHR | - | - | - | - | - | - | - | - |
| | AUTDMOTIVE DEALERS | | | | | | | | |
| 55 EX.554 | TOTAL | 79 | 51 | 22 248 | 21 844 | 2 D24 | 37 D27 | 4D3 | 65 |
| 551 | PASSENGER CAR DEALERS, FRANCHISED | 16 | 16 | 16 D52 | 16 D52 | 1 511 | 27 D63 | 279 | 6 |
| | DDMESTIC CAR DEALERS | 14 | 14 | (D) | (D) | (D) | (D) | (D) | (D) |
| | IMPDRTED CAR DEALERS | 2 | 2 | (D) | (D) | (D) | (D) | (D) | (D) |
| | DDMESTIC AND IMPDRTED CAR DEALERS | - | - | - | - | - | - | - | - |
| 552 | PASSENGER CAR DEALERS, NONFRANCHISED | 37 | 19 | 3 5D2 | 3 162 | 225 | 4 716 | 55 | 37 |
| 553 | TIRE, BATTERY, ACCESSDRY DEALERS | 17 | 11 | 1 697 | (D) | (D) | (D) | (D) | (D) |
| | HDME AND AUTD SUPPLY STDRES | - | - | - | - | - | - | - | - |
| 559 | MISCELLANEOUS AIRCRAFT, MARINE, AUTDMOTIVE DEALERS | 9 | 5 | 997 | (D) | (D) | (D) | (D) | (D) |
| | AIRCRAFT, BDAT, MDTORCYCLE DEALERS | 7 | 5 | 989 | (D) | (D) | (D) | (D) | (D) |
| | HDMSEHDL TRAILER DEALERS | - | - | - | - | - | - | - | - |
| | DTHR AUTDMOTIVE DEALERS | 2 | - | B | - | - | - | - | 2 |
| | GASDLNE SERVICE STATIDNS | | | | | | | | |
| 55PT(554) | TOTAL | 142 | 94 | 9 999 | 8 2D9 | 639 | 12 721 | 243 | 151 |
| | APPAREL, ACCESSDRY STDRES | | | | | | | | |
| 56 | TOTAL | 1D9 | 83 | 15 766 | 15 4DD | 1 982 | 39 65B | 721 | 73 |
| 561,567 | MEN'S, BDMYS' APPAREL STDRES, CUSTDM TAILDRS | 24 | 2D | 3 7D5 | 3 6D3 | 421 | 7 567 | 129 | 12 |
| 561 | MEN'S, BDMYS' CLDTHING AND FURNISHINGS STDRES | 21 | 19 | 3 588 | (D) | (D) | (D) | (D) | (D) |
| 567 | CUSTDM TAILDRS | 3 | 1 | 117 | (D) | (D) | (D) | (D) | (D) |
| 562-3,568 | WDMEN'S CLOTHING, SPECIALTY STDRES | 41 | 37 | 9 191 | 9 163 | 1 233 | 23 215 | 444 | 24 |
| 562 | WDMEN'S READY-TO-WEAR STDRES | 24 | 24 | 7 684 | 7 684 | 1 D48 | 2D D44 | 383 | 15 |
| 563,568 | WDMEN'S ACCESSDRY, SPECIALTY STDRES, FURRIERS | 17 | 13 | 1 5D7 | 1 479 | 185 | 3 171 | 61 | 9 |
| 563 | MILLINERY STDRES | 7 | 5 | 393 | 369 | 67 | 885 | 17 | 2 |
| | CDRSET, LINGERIE STDRES | 1 | 1 | (D) | (D) | (D) | (D) | (D) | (D) |
| | HDSIERY STDRES | 1 | 1 | (D) | (D) | (D) | (D) | (D) | (D) |
| | APPAREL, ACCESSDRY, DTHR SPECIALTY STDRES | 5 | 5 | 882 | 882 | 91 | 1 675 | 33 | 5 |
| 56B | FURRIERS, FUR SHDPS | 3 | 1 | (D) | (D) | (D) | (D) | (D) | (D) |
| 565 | FAMILY CLDTHING STDRES | 22 | 6 | (D) | (D) | (D) | (D) | (D) | (D) |
| 566 | SHDE STDRES | 21 | 19 | 1 729 | 1 693 | 23D | 6 931 | 115 | 14 |
| | MEN'S SHDE STDRES | 2 | 2 | (D) | (D) | (D) | (D) | (D) | (D) |
| | WDMEN'S SHDE STDRES | 2 | 2 | (D) | (D) | (D) | (D) | (D) | (D) |
| | CHILDREN'S, JUVENILES' SHDE STDRES | - | - | - | - | - | - | - | - |
| 564 | FAMILY SHDE STDRES | 17 | 15 | 1 181 | 1 145 | 151 | 5 616 | 94 | 13 |
| 564 | CHILDREN'S, INFANTS' WEAR STDRES | 1 | 1 | (D) | (D) | (D) | (D) | (D) | (D) |
| 569 | MISCELLANEOUS APPAREL, ACCESSDRY STDRES | - | - | - | - | - | - | - | - |

Standard Notes: - Represents zero. (D) Withheld to avoid disclosure. (NA) Not available. (X) Not applicable.
 *Nonstore retailers, part of SIC major group 53, are shown separately in this table.

TABLE 4. Standard Metropolitan Statistical Areas: 1963-Continued

| SIC code | Standard metropolitan statistical area and kind of business | Establishments | | Sales | | Payroll, entire year (\$1,000) | Payroll, workweek ended nearest Nov. 15 (dollars) | Paid employees, workweek ended nearest Nov. 15 (number) | Active proprietors of unincorporated businesses (number) |
|---|---|----------------|-----------------------|-------------------------------------|---------------------------------------|--------------------------------|---|---|--|
| | | Total (number) | With payroll (number) | Total, all establishments (\$1,000) | Establishments with payroll (\$1,000) | | | | |
| <u>FALL RIVER, MASS., SMSA-Continued</u> | | | | | | | | | |
| FURNITURE, HOME FURNISHINGS, EQUIPMENT STORES | | | | | | | | | |
| | TOTAL | 72 | 62 | 12 909 | 12 605 | 1 975 | 36 565 | 481 | 53 |
| 57 | FURNITURE, HOME FURNISHINGS STORES | 44 | 38 | 8 352 | 8 206 | 1 455 | 26 440 | 350 | 35 |
| 5712 | FURNITURE STORES | 22 | 22 | 7 280 | 7 280 | 1 283 | 23 069 | 287 | 15 |
| 5713 | FLOOR COVERING STORES | 11 | 7 | 619 | 527 | 118 | 2 193 | 40 | 9 |
| 5714 | DRAPERY, CURTAIN, UPHOLSTERY STORES | 5 | 5 | 227 | 227 | 36 | 840 | 17 | 4 |
| 5715 | CHINA, GLASSWARE, METALWARE STORES | 2 | 2 | (0) | (0) | (0) | (0) | (0) | (0) |
| 5719 | MISCELLANEOUS HOME FURNISHINGS STORES | 4 | 2 | (0) | (0) | (0) | (0) | (0) | (0) |
| 572 | HOUSEHOLD APPLIANCE STORES | 13 | 11 | 3 477 | 3 469 | 423 | 8 251 | 100 | 7 |
| 5732 | RADIO, TELEVISION STORES | 7 | 7 | 589 | 589 | 67 | 1 239 | 18 | 5 |
| 5733 | MUSIC STORES | 8 | 6 | 491 | 341 | 30 | 635 | 13 | 6 |
| | RECORD SHOPS | 2 | 2 | (0) | (0) | (0) | (0) | (0) | (0) |
| | MUSICAL INSTRUMENT STORES | 6 | 4 | (0) | (0) | (0) | (0) | (0) | (0) |
| EATING, DRINKING PLACES | | | | | | | | | |
| | TOTAL | 295 | 243 | 12 838 | 12 058 | 2 651 | 51 503 | 1 124 | 199 |
| 58 | EATING PLACES | 190 | 140 | 8 837 | 8 059 | 1 841 | 35 208 | 780 | 181 |
| 5812 | RESTAURANTS, LUNCHROOMS | 129 | 95 | 6 388 | 5 852 | 1 374 | 26 317 | 584 | 122 |
| | CAFETERIAS | 12 | 8 | 647 | 555 | 121 | 2 063 | 36 | 10 |
| | REFRESHMENT PLACES | 39 | 29 | 1 194 | 1 056 | 202 | 4 214 | 113 | 38 |
| | CATERERS | 10 | 8 | 608 | 596 | 144 | 2 614 | 47 | 11 |
| 5813 | DRINKING PLACES (ALCOHOLIC BEVERAGES) | 105 | 103 | 4 001 | 3 999 | 810 | 16 295 | 344 | 18 |
| DRUG STORES, PROPRIETARY STORES | | | | | | | | | |
| | TOTAL | 46 | 44 | 5 650 | 5 580 | 825 | 14 726 | 286 | 35 |
| 59PT(591) | DRUG STORES | 43 | 41 | 5 325 | 5 255 | 802 | 14 286 | 276 | 32 |
| 591 | PROPRIETARY STORES | 3 | 3 | 325 | 325 | 23 | 440 | 10 | 3 |
| OTHER RETAIL STORES | | | | | | | | | |
| | TOTAL | 275 | 157 | 15 897 | 14 215 | 1 821 | 32 769 | 496 | 216 |
| 59 EX.591 | LIQUOR STORES | 59 | 51 | 3 938 | 3 784 | 422 | 7 741 | 132 | 19 |
| 592 | ANTIQUARIAN STORES, SECONOHAND STORES | 17 | 5 | 212 | 116 | 21 | 607 | 11 | 18 |
| 593 | ANTIQUARIAN STORES | 4 | - | 24 | - | - | - | - | 4 |
| 5933 | SECONOHAND STORES | 13 | 5 | 188 | 116 | 21 | 607 | 11 | 14 |
| 594 | BOOK, STATIONERY STORES | 5 | 5 | 287 | 287 | 63 | 1 009 | 21 | 2 |
| 5942 | BOOK STORES | 1 | 1 | (0) | (0) | (0) | (0) | (0) | (0) |
| 5943 | STATIONERY STORES | 4 | 4 | (0) | (0) | (0) | (0) | (0) | (0) |
| 595 | SPORTING GOODS STORES, BICYCLE SHOPS | 13 | 9 | 381 | 299 | 33 | 773 | 17 | 12 |
| 5952 | SPORTING GOODS STORES | 11 | 9 | 331 | 299 | 33 | 773 | 17 | 10 |
| 5953 | BICYCLE SHOPS | 2 | - | 50 | - | - | - | - | 2 |
| 5962 | HAY, GRAIN, FEED STORES | 3 | 3 | (0) | (0) | (0) | (0) | (0) | (0) |
| 5969 | OTHER FARM SUPPLY STORES | - | - | - | - | - | - | - | - |
| | GARDEN SUPPLY STORES | 4 | 2 | 138 | (0) | (0) | (0) | (0) | (0) |
| 597 | JEWELRY STORES | 23 | 13 | 1 100 | 940 | 155 | 2 956 | 48 | 17 |
| 598 | FUEL, ICE DEALERS | 58 | 36 | 6 479 | 6 089 | 818 | 14 065 | 168 | 47 |
| 5982 | COAL AND WOOD DEALERS | 1 | 1 | (0) | (0) | (0) | (0) | (0) | (0) |
| | ICE DEALERS | 2 | - | 22 | - | - | - | - | 2 |
| 5983 | FUEL OIL DEALERS | 53 | 33 | 6 282 | 5 914 | 792 | 13 626 | 161 | 43 |
| 5984 | BOTTLED GAS DEALERS | 2 | 2 | (0) | (0) | (0) | (0) | (0) | (0) |
| 5992 | FLORISTS | 28 | 10 | 651 | 455 | 99 | 1 725 | 29 | 30 |
| 5993 | CIGAR STORES, STANDS | 4 | 2 | 229 | (0) | (0) | (0) | (0) | (0) |
| 5994 | NEWS DEALERS, NEWSSTANDS | 5 | 1 | 109 | (0) | (0) | (0) | (0) | (0) |
| 5996 | CAMERA, PHOTOGRAPHIC SUPPLY STORES | - | - | - | - | - | - | - | - |
| 5997 | GIFT, NOVELTY, SOUVENIR SHOPS | 12 | 2 | 132 | (0) | (0) | (0) | (0) | (0) |
| 5998 | OPTICAL GOODS STORES | 20 | 10 | 362 | 238 | 26 | 580 | 12 | 20 |
| 5999 | TYPEWRITER STORES | - | - | - | - | - | - | - | - |
| | LUGGAGE, LEATHER GOODS STORES | - | - | - | - | - | - | - | - |
| | HOBBY, TOY, GAME SHOPS | 1 | 1 | (0) | (0) | (0) | (0) | (0) | (0) |
| | RELIGIOUS GOODS STORES | 2 | 2 | (0) | (0) | (0) | (0) | (0) | (0) |
| | PET SHOPS | 7 | 1 | 131 | (0) | (0) | (0) | (0) | (0) |
| | OTHER | 14 | 4 | 211 | 81 | 8 | 196 | 5 | 15 |
| NONSTORE RETAILERS* | | | | | | | | | |
| 53 PART* | TOTAL | 47 | 13 | 3 283 | 2 945 | 389 | 7 785 | 80 | 43 |
| 532 | MAIL-ORDER HOUSES | - | - | - | - | - | - | - | - |
| 534 | MERCHANDISE VENDING MACHINE OPERATORS | 9 | 5 | 512 | (0) | (0) | (0) | (0) | (0) |
| 535 | DIRECT SELLING (HOUSE-TO-HOUSE) ORGANIZATIONS | 38 | 8 | 2 771 | (0) | (0) | (0) | (0) | (0) |

Standard Notes: - Represents zero. (D) Withheld to avoid disclosure. (NA) Not available. (X) Not applicable.
 *Nonstore retailers, part of SIC major group 53, are shown separately in this table.

TABLE 4. Standard Metropolitan Statistical Areas: 1963-Continued

| SIC code | Standard metropolitan statistical area and kind of business | Establishments | | Sales | | Payroll, entire year (\$1,000) | Payroll, workweek ended nearest Nov. 15 (dollars) | Paid employees, workweek ended nearest Nov. 15 (number) | Active proprietors of unincorporated businesses (number) |
|----------------------------------|--|---|-----------------------|-------------------------------------|---------------------------------------|--------------------------------|---|---|--|
| | | Total (number) | With payroll (number) | Total, all establishments (\$1,000) | Establishments with payroll (\$1,000) | | | | |
| FITCHBURG-LEOMINSTER SMSA | | Consists of Shirley and Townsend towns in Middlesex County and Fitchburg and Leominster cities and Lunenburg and Westminster towns in Worcester County, Mass. | | | | | | | |
| | RETAIL TRADE, TOTAL | 892 | 660 | 119 838 | 114 472 | 13 935 | 265 117 | 4 363 | 567 |
| | LUMBER, BUILDING MATERIALS, HARDWARE, FARM EQUIPMENT DEALERS | | | | | | | | |
| 52 | TOTAL | 41 | 33 | 6 716 | 6 614 | 1 046 | 19 204 | 210 | 24 |
| 521 | LUMBER YARDS | 6 | 6 | 3 472 | 3 472 | 593 | 10 294 | 89 | 2 |
| | BUILDING MATERIALS DEALERS | 5 | 3 | (D) | (D) | (D) | (D) | (D) | (D) |
| 522 | HEATING, PLUMBING EQUIPMENT DEALERS | 1 | 1 | (D) | (D) | (D) | (D) | (D) | (D) |
| 523 | PAINT, GLASS, WALLPAPER STORES | 12 | 8 | 687 | 669 | 86 | 1 696 | 25 | 9 |
| 524 | ELECTRICAL SUPPLY STORES | 2 | - | 72 | - | - | - | - | 4 |
| 5251 | HARDWARE STORES | 14 | 14 | 1 789 | 1 789 | 248 | 5 033 | 69 | 4 |
| 5252 | FARM EQUIPMENT DEALERS | 1 | 1 | (D) | (D) | (D) | (D) | (D) | (D) |
| | GENERAL MERCHANDISE GROUP STORES* | | | | | | | | |
| 53 PART* | TOTAL | 32 | 28 | 11 949 | 11 897 | 1 612 | 30 182 | 607 | 14 |
| 531 | DEPARTMENT STORES | 3 | 3 | 6 375 | 6 375 | 683 | 13 946 | 255 | - |
| 533 | LIMITED PRICE VARIETY STORES | 14 | 12 | 3 635 | 3 597 | 585 | 10 985 | 241 | 7 |
| 539 | GENERAL MERCHANDISE STORES | 8 | 8 | 1 744 | 1 744 | 320 | 4 733 | 101 | 1 |
| | DRY GOODS STORES | 2 | 2 | (D) | (D) | (D) | (D) | (D) | (D) |
| | SEWING, NEEDLEWORK STORES | 5 | 3 | (D) | (D) | (D) | (D) | (D) | (D) |
| | FOOD STORES | | | | | | | | |
| 54 | TOTAL | 125 | 87 | 32 253 | 30 889 | 2 527 | 49 816 | 819 | 90 |
| 541 | GROCERY STORES, INCLUDING DELICATESSENS | 92 | 60 | 29 957 | 28 639 | 2 228 | 44 000 | 721 | 74 |
| 542 | MEAT MARKETS | 2 | - | 24 | - | - | - | - | 2 |
| | FISH (SEAFOOD) MARKETS | 2 | 2 | (D) | (D) | (D) | (D) | (D) | (D) |
| 543 | FRUIT STORES, VEGETABLE MARKETS | 3 | 3 | 513 | 513 | 40 | 787 | 15 | 2 |
| 544 | CANDY, NUT, CONFECTIONERY STORES | 6 | 6 | 172 | 172 | 27 | 574 | 13 | 1 |
| 545 | DAIRY PRODUCTS STORES | 7 | 7 | 657 | 657 | 65 | 1 109 | 14 | - |
| 546 | RETAIL BAKERIES | 10 | 8 | 468 | 462 | 124 | 2 418 | 44 | 8 |
| 5462 | RETAIL BAKERIES, MANUFACTURING | 9 | 7 | (D) | (D) | (D) | (D) | (D) | (D) |
| 5463 | RETAIL BAKERIES, NONMANUFACTURING | 1 | 1 | (D) | (D) | (D) | (D) | (D) | (D) |
| 549 | EGG AND POULTRY DEALERS | 2 | - | 16 | - | - | - | - | 2 |
| | OTHER | 1 | 1 | (D) | (D) | (D) | (D) | (D) | (D) |
| | AUTOMOTIVE DEALERS | | | | | | | | |
| 55 EX-554 | TOTAL | 74 | 48 | 19 373 | 18 691 | 1 914 | 33 953 | 381 | 46 |
| 551 | PASSENGER CAR DEALERS, FRANCHISED | 16 | 16 | 13 228 | 13 228 | 1 381 | 24 097 | 241 | - |
| | DOMESTIC CAR DEALERS | 12 | 12 | 11 191 | 11 191 | 1 187 | 20 598 | 207 | - |
| | IMPORTED CAR DEALERS | 2 | 2 | (D) | (D) | (D) | (D) | (D) | (D) |
| | DOMESTIC AND IMPORTED CAR DEALERS | 2 | 2 | (D) | (D) | (D) | (D) | (D) | (D) |
| 552 | PASSENGER CAR DEALERS, NONFRANCHISED | 33 | 13 | 3 632 | 3 098 | 253 | 4 629 | 65 | 30 |
| 553 | TIRE, BATTERY, ACCESSORY DEALERS | 12 | 10 | 1 592 | 1 558 | 207 | 3 823 | 57 | 7 |
| | HOME AND AUTO SUPPLY STORES | 1 | 1 | (D) | (D) | (D) | (D) | (D) | (D) |
| 559 | MISCELLANEOUS AIRCRAFT, MARINE, AUTOMOTIVE DEALERS | 12 | 8 | (D) | (D) | (D) | (D) | (D) | (D) |
| | AIRCRAFT, BOAT, MOTORCYCLE DEALERS | 7 | 3 | (D) | (D) | (D) | (D) | (D) | (D) |
| | HOUSEHOLD TRAILER DEALERS | 5 | 5 | 608 | 608 | 35 | 681 | 7 | 2 |
| | OTHER AUTOMOTIVE DEALERS | - | - | - | - | - | - | - | - |
| | GASOLINE SERVICE STATIONS | | | | | | | | |
| 55PT(554) | TOTAL | 97 | 79 | 7 476 | 6 892 | 640 | 12 437 | 225 | 87 |
| | APPAREL, ACCESSORY STORES | | | | | | | | |
| 56 | TOTAL | 73 | 63 | 8 229 | 8 095 | 1 249 | 24 383 | 393 | 32 |
| 561,567 | MEN'S, BOYS' APPAREL STORES, CUSTOM TAILORS | 12 | 10 | 1 231 | 1 227 | 213 | 5 367 | 60 | 5 |
| 561 | MEN'S, BOYS' CLOTHING AND FURNISHINGS STORES | 8 | 8 | (D) | (D) | (D) | (D) | (D) | (D) |
| 567 | CUSTOM TAILORS | 4 | 2 | (D) | (D) | (D) | (D) | (D) | (D) |
| 562-3,568 | WOMEN'S CLOTHING, SPECIALTY STORES | 25 | 23 | 3 367 | 3 349 | 531 | 10 077 | 173 | 11 |
| 562 | WOMEN'S READY-TO-WEAR STORES | 13 | 13 | 2 794 | 2 794 | 434 | 8 122 | 137 | 2 |
| 563,568 | WOMEN'S ACCESSORY, SPECIALTY STORES, FURRIERS | 12 | 10 | 573 | 555 | 97 | 1 955 | 36 | 9 |
| 563 | MILLINERY STORES | 7 | 5 | 155 | 137 | 21 | 476 | 12 | 5 |
| | CORSET, LINGERIE STORES | 3 | 3 | (D) | (D) | (D) | (D) | (D) | (D) |
| | Hosiery STORES | - | - | - | - | - | - | - | - |
| | APPAREL, ACCESSORY, OTHER SPECIALTY STORES | 1 | 1 | (D) | (D) | (D) | (D) | (D) | (D) |
| 568 | FURRIERS, FUR SHOPS | 1 | 1 | (D) | (D) | (D) | (D) | (D) | (D) |
| 565 | FAMILY CLOTHING STORES | 13 | 11 | (D) | (D) | (D) | (D) | (D) | (D) |
| 566 | SHOE STORES | 20 | 16 | 1 549 | 1 489 | 199 | 3 416 | 54 | 11 |
| | MEN'S SHOE STORES | - | - | - | - | - | - | - | - |
| | WOMEN'S SHOE STORES | 4 | 4 | 253 | 253 | 30 | 411 | 9 | 1 |
| | CHILDREN'S, JUVENILES' SHOE STORES | - | - | - | - | - | - | - | - |
| | FAMILY SHOE STORES | 16 | 12 | 1 296 | 1 236 | 169 | 3 005 | 45 | 10 |
| 564 | CHILDREN'S, INFANTS' WEAR STORES | 3 | 3 | (D) | (D) | (D) | (D) | (D) | (D) |
| 569 | MISCELLANEOUS APPAREL, ACCESSORY STORES | - | - | - | - | - | - | - | - |

Standard Notes: - Represents zero. (D) Withheld to avoid disclosure. (NA) Not available. (X) Not applicable.
 *Nonstore retailers, part of SIC major group 53, are shown separately in this table.

TABLE 4. Standard Metropolitan Statistical Areas: 1963—Continued

| SIC code | Standard metropolitan statistical area and kind of business | Establishments | | Sales | | Payroll, entire year (\$1,000) | Payroll, workweek ended nearest Nov. 15 (dollars) | Paid employees, workweek ended nearest Nov. 15 (number) | Active proprietors of unincorporated businesses (number) |
|---|---|----------------|-----------------------|-------------------------------------|---------------------------------------|--------------------------------|---|---|--|
| | | Total (number) | With payroll (number) | Total, all establishments (\$1,000) | Establishments with payroll (\$1,000) | | | | |
| FITCHBURG-LEOMINSTER SMSA—Continued | | | | | | | | | |
| FURNITURE, HOME FURNISHINGS, EQUIPMENT STORES | | | | | | | | | |
| | TOTAL | 50 | 38 | 4 731 | 4 447 | 689 | 12 431 | 169 | 26 |
| S7 | FURNITURE, HOME FURNISHINGS STORES | 32 | 24 | 2 477 | 2 307 | 405 | 7 077 | 101 | 20 |
| S712 | FURNITURE STORES | 22 | 16 | 1 935 | 1 769 | 281 | 4 917 | 73 | 17 |
| S713 | FLOOR COVERING STORES | 7 | 7 | (D) | (D) | (D) | (D) | (D) | (D) |
| S714 | DRAPERY, CURTAIN, UPHOLSTERY STORES | - | - | - | - | - | - | - | - |
| S715 | CHINA, GLASSWARE, METALWARE STORES | - | - | - | - | - | - | - | - |
| S719 | MISCELLANEOUS HOME FURNISHINGS STORES | 3 | 1 | (D) | (D) | (D) | (D) | (D) | (D) |
| S72 | HOUSEHOLD APPLIANCE STORES | 11 | 9 | 1 721 | 1 703 | 209 | 3 984 | 51 | 3 |
| S732 | RADIO, TELEVISION STORES | 4 | 2 | (D) | (D) | (D) | (D) | (D) | (D) |
| S733 | MUSIC STORES | 3 | 3 | (D) | (D) | (D) | (D) | (D) | (D) |
| | RECORD SHOPS | 2 | 2 | (D) | (D) | (D) | (D) | (D) | (D) |
| | MUSICAL INSTRUMENT STORES | 1 | 1 | (D) | (D) | (D) | (D) | (D) | (D) |
| EATING, DRINKING PLACES | | | | | | | | | |
| | TOTAL | 164 | 148 | 9 166 | 8 870 | 2 134 | 41 509 | 956 | 88 |
| S8 | EATING PLACES | 114 | 98 | 6 501 | 6 205 | 1 619 | 31 007 | 752 | 85 |
| S812 | RESTAURANTS, LUNCHROOMS | 70 | 58 | 4 123 | 4 003 | 1 073 | 20 971 | 514 | 56 |
| | CAFETERIAS | 3 | 3 | (D) | (D) | (D) | (D) | (D) | (D) |
| | REFRESHMENT PLACES | 35 | 31 | 1 735 | 1 559 | 313 | 6 055 | 154 | 26 |
| S813 | CATERERS | 6 | 6 | (D) | (D) | (D) | (D) | (D) | (D) |
| | DRINKING PLACES (ALCOHOLIC BEVERAGES) | 50 | 50 | 2 665 | 2 665 | 515 | 10 502 | 204 | 3 |
| DRUG STORES, PROPRIETARY STORES | | | | | | | | | |
| S9PT (S91) | TOTAL | 32 | 32 | 3 707 | 3 707 | 517 | 11 947 | 179 | 15 |
| S91 | DRUG STORES | 30 | 30 | (D) | (D) | (D) | (D) | (D) | (D) |
| | PROPRIETARY STORES | 2 | 2 | (D) | (D) | (D) | (D) | (D) | (D) |
| OTHER RETAIL STORES | | | | | | | | | |
| S9 EX-S91 | TOTAL | 150 | 94 | 15 063 | 13 685 | 1 486 | 26 737 | 380 | 96 |
| S92 | LIQUOR STORES | 34 | 24 | 3 026 | 2 714 | 319 | 6 102 | 82 | 12 |
| S93 | ANTIQUARIAN STORES, SECONDHAND STORES | 20 | 4 | 455 | (D) | (D) | (D) | (D) | (D) |
| S932 | ANTIQUARIAN STORES | 17 | 1 | 414 | (D) | (D) | (D) | (D) | (D) |
| S933 | SECONDHAND STORES | 3 | 3 | (D) | (D) | (D) | (D) | (D) | (D) |
| S94 | BOOK, STATIONERY STORES | 8 | 6 | 543 | 531 | 100 | 1 684 | 25 | 2 |
| S942 | BOOK STORES | 3 | 3 | (D) | (D) | (D) | (D) | (D) | (D) |
| S943 | STATIONERY STORES | 5 | 3 | (D) | (D) | (D) | (D) | (D) | (D) |
| S95 | SPORTING GOODS STORES, BICYCLE SHOPS | 4 | 4 | 232 | 232 | 26 | 486 | 7 | 4 |
| S952 | SPORTING GOODS STORES | 4 | 4 | 232 | 232 | 26 | 486 | 7 | 4 |
| S953 | BICYCLE SHOPS | - | - | - | - | - | - | - | - |
| S962 | HAY, GRAIN, FEED STORES | 2 | 2 | (D) | (D) | (D) | (D) | (D) | (D) |
| S969 | OTHER FARM SUPPLY STORES | 1 | 1 | 158 | (D) | (D) | (D) | (D) | (D) |
| | GARDEN SUPPLY STORES | 1 | 1 | (D) | (D) | (D) | (D) | (D) | (D) |
| S97 | JEWELRY STORES | 10 | 8 | 859 | 849 | 180 | 2 866 | 45 | 5 |
| S98 | FUEL, ICE DEALERS | 32 | 24 | 5 330 | 5 100 | 543 | 10 092 | 131 | 18 |
| S982 | CDAL AND WOOD DEALERS | 4 | 4 | (D) | (D) | (D) | (D) | (D) | (D) |
| | ICE DEALERS | - | - | - | - | - | - | - | - |
| S983 | FUEL DEALERS | 27 | 19 | 4 676 | 4 446 | 468 | 8 606 | 107 | 16 |
| S984 | BOTTLED GAS DEALERS | 1 | 1 | (D) | (D) | (D) | (D) | (D) | (D) |
| S992 | FLORISTS | 12 | 4 | 482 | 238 | 49 | 933 | 19 | 13 |
| S993 | CIGAR STORES, STANDS | 1 | 1 | (D) | (D) | (D) | (D) | (D) | (D) |
| S994 | NEWS DEALERS, NEWSSTANDS | - | - | 41 | 90 | 3 | 73 | 4 | - |
| S996 | CAMERA, PHOTOGRAPHIC SUPPLY STORES | 2 | 2 | (D) | (D) | (D) | (D) | (D) | (D) |
| S997 | GIFT, NOVELTY, SOUVENIR SHOPS | 4 | 2 | (D) | (D) | (D) | (D) | (D) | (D) |
| S998 | OPTICAL GOODS STORES | 8 | 4 | 101 | (D) | (D) | (D) | (D) | (D) |
| S999 | TYPEWRITER STORES | 4 | 4 | 270 | 212 | 47 | 865 | 11 | 8 |
| | LUGGAGE, LEATHER GOODS STORES | - | - | - | - | - | - | - | - |
| | Hobby, Toy, Game Shops | 1 | 1 | (D) | (D) | (D) | (D) | (D) | (D) |
| | Religious Goods Stores | - | - | - | - | - | - | - | - |
| | PET SHOPS | 1 | 1 | (D) | (D) | (D) | (D) | (D) | (D) |
| | Other | 2 | - | 18 | - | - | - | - | 2 |
| | | 5 | 5 | 129 | 129 | 27 | 499 | 7 | 6 |
| NONSTORE RETAILERS* | | | | | | | | | |
| S3 PART* | TOTAL | 54 | 10 | 1 175 | 685 | 121 | 2 518 | 44 | 49 |
| S32 | MAIL-ORDER HOUSES | 1 | 1 | (D) | (D) | (D) | (D) | (D) | (D) |
| S34 | MERCHANDISE VENDING MACHINE OPERATORS | 5 | 3 | (D) | (D) | (D) | (D) | (D) | (D) |
| S35 | DIRECT SELLING (HOUSE-TO-HOUSE) ORGANIZATIONS | 48 | 6 | 823 | 353 | 97 | 1 758 | 30 | 47 |

Standard Notes: - Represents zero. (D) Withheld to avoid disclosure. (NA) Not available. (X) Not applicable.
*Nonstore retailers, part of SIC major group 53, are shown separately in this table.

TABLE 4. Standard Metropolitan Statistical Areas: 1963-Continued

| SIC code | Standard metropolitan statistical area and kind of business | Establishments | | Sales | | Payroll, entire year (\$1,000) | Payroll, workweek ended nearest Nov. 15 (dollars) | Paid employees, workweek ended nearest Nov. 15 (number) | Active proprietors of unincorporated businesses (number) |
|-----------|---|--|--------------------------|--|--|-----------------------------------|--|--|---|
| | | Total (number) | With payroll (number) | Total, all establishments (\$1,000) | Establishments with payroll (\$1,000) | | | | |
| | LAWRENCE-HAVERHILL, MASS.-N.H., SMSA | Consists of Lawrence and Haverhill cities, and Andover, Georgetown, Groveland, Merrimac, Methuen, North Andover, and West Newbury towns in Essex County, Mass.; and Newton, Plaistow, and Salem towns in Rockingham County, N.H. | | | | | | | |
| | RETAIL TRADE, TOTAL | 2 039 | 1 417 | 268 894 | 254 072 | 32 759 | 636 014 | 9 950 | 1 477 |
| | LUMBER, BUILDING MATERIALS, HARDWARE, FARM EQUIPMENT DEALERS | | | | | | | | |
| | TOTAL | 78 | 62 | 12 940 | 12 640 | 1 766 | 34 408 | 416 | 49 |
| 521 | LUMBER YARDS | 15 | 15 | 4 983 | 4 983 | 718 | 13 191 | 152 | 3 |
| | BUILDING MATERIALS DEALERS | 16 | 12 | 2 539 | 2 523 | 265 | 5 440 | 73 | 14 |
| 522 | HEATING, PLUMBING EQUIPMENT DEALERS | 9 | 3 | (0) | (0) | (0) | (0) | (0) | (0) |
| 523 | PAINT, GLASS, WALLPAPER STORES | 18 | 14 | 1 222 | 1 110 | 177 | 3 869 | 47 | 10 |
| 524 | ELECTRICAL SUPPLY STORES | 1 | 1 | (0) | (0) | (0) | (0) | (0) | (0) |
| 5251 | HARDWARE STORES | 15 | 13 | 1 895 | 1 789 | 256 | 4 962 | 71 | 12 |
| 5252 | FARM EQUIPMENT DEALERS | 4 | 4 | 734 | 734 | 92 | 2 001 | 19 | 1 |
| | GENERAL MERCHANDISE GROUP STORES* | | | | | | | | |
| | TOTAL | 53 | 47 | 27 739 | 27 661 | 3 937 | 80 819 | 1 546 | 22 |
| 53 PART* | DEPARTMENT STORES | 9 | 9 | 16 004 | 16 004 | 2 105 | 44 932 | 871 | - |
| 533 | LIMITED PRICE VARIETY STORES | 19 | 19 | 5 015 | 5 015 | 849 | 15 728 | 369 | 11 |
| 539 | GENERAL MERCHANDISE STORES | 15 | 13 | 6 341 | 6 321 | 933 | 19 148 | 286 | 4 |
| | DRY GOODS STORES | 10 | 6 | 379 | 321 | 50 | 1 011 | 20 | 7 |
| | SEWING, NEEDLEWORK STORES | - | - | - | - | - | - | - | - |
| | FOOD STORES | | | | | | | | |
| | TOTAL | 426 | 250 | 71 882 | 67 030 | 5 628 | 112 293 | 1 830 | 372 |
| 541 | GROCERY STORES, INCLUDING DELICATESSENS | 292 | 166 | 64 238 | 60 494 | 4 607 | 91 716 | 1 471 | 255 |
| 542 | MEAT MARKETS | 22 | 12 | 2 462 | 2 100 | 175 | 3 233 | 53 | 24 |
| | FISH (SEAFOOD) MARKETS | 20 | 6 | 628 | 334 | 28 | 607 | 14 | 27 |
| 543 | FRUIT STORES, VEGETABLE MARKETS | 10 | 4 | 533 | 389 | 45 | 1 069 | 20 | 9 |
| 544 | CANDY, NUT, CONFECTIONERY STORES | 17 | 13 | 611 | 465 | 65 | 1 139 | 29 | 9 |
| 545 | DAIRY PRODUCTS STORES | 15 | 11 | 1 149 | 1 123 | 112 | 2 007 | 32 | 11 |
| 546 | RETAIL BAKERIES | 35 | 33 | 1 980 | 1 944 | 584 | 12 182 | 202 | 22 |
| 5462 | RETAIL BAKERIES, MANUFACTURING | 29 | 29 | 1 743 | 1 743 | 552 | 11 575 | 181 | 20 |
| 5463 | RETAIL BAKERIES, NONMANUFACTURING | 6 | 4 | 237 | 201 | 32 | 607 | 21 | 2 |
| 549 | EGG AND POULTRY DEALERS | 10 | 4 | 203 | (0) | (0) | (0) | (0) | (0) |
| | OTHER | 5 | 1 | 78 | (0) | (0) | (0) | (0) | (0) |
| | AUTOMOTIVE DEALERS | | | | | | | | |
| | TOTAL | 92 | 64 | 43 474 | 42 336 | 4 769 | 86 412 | 823 | 55 |
| 55 EX-554 | PASSENGER CAR DEALERS, FRANCHISED | 31 | 31 | 35 962 | 35 962 | 4 027 | 72 917 | 675 | 7 |
| 551 | DOMESTIC CAR DEALERS | 23 | 23 | 28 156 | 28 156 | 3 181 | 58 064 | 531 | 3 |
| | IMPORTED CAR DEALERS | 4 | 4 | 3 076 | 3 076 | 336 | 5 893 | 46 | 2 |
| | DOMESTIC AND IMPORTED CAR DEALERS | 4 | 4 | 4 730 | 4 730 | 510 | 8 960 | 98 | 2 |
| 552 | PASSENGER CAR DEALERS, NONFRANCHISED | 42 | 18 | 4 082 | 3 010 | 296 | 5 045 | 53 | 38 |
| 553 | TIRE, BATTERY, ACCESSORY DEALERS | 13 | 11 | 2 370 | 2 364 | 353 | 7 268 | 78 | 7 |
| | HOME AND AUTO SUPPLY STORES | - | - | - | - | - | - | - | - |
| 559 | MISCELLANEOUS AIRCRAFT, MARINE, AUTOMOTIVE DEALERS | 6 | 4 | 1 060 | 1 000 | 93 | 1 182 | 17 | 3 |
| | AIRCRAFT, BOAT, MOTORCYCLE DEALERS | 6 | 4 | 970 | 910 | 90 | 1 107 | 16 | 3 |
| | HOUSEHOLD TRAILER DEALERS | - | - | 90 | 90 | 3 | 75 | 1 | - |
| | OTHER AUTOMOTIVE DEALERS | - | - | - | - | - | - | - | - |
| | GASOLINE SERVICE STATIONS | | | | | | | | |
| 55PT(554) | TOTAL | 185 | 137 | 18 461 | 16 059 | 1 542 | 30 576 | 510 | 186 |
| | APPAREL, ACCESSORY STORES | | | | | | | | |
| | TOTAL | 169 | 133 | 17 255 | 16 671 | 2 702 | 50 670 | 883 | 92 |
| 561,567 | MEN'S, BOYS' APPAREL STORES, CUSTOM TAILORS | 37 | 29 | 5 586 | 5 478 | 924 | 17 669 | 241 | 14 |
| 561 | MEN'S, BOYS' CLOTHING AND FURNISHINGS STORES | 32 | 26 | 5 424 | 5 328 | 896 | 16 954 | 235 | 11 |
| 567 | CUSTOM TAILORS | 5 | 3 | 162 | 150 | 28 | 715 | 6 | 3 |
| 562-3,568 | WOMEN'S CLOTHING, SPECIALTY STORES | 66 | 58 | 6 858 | 6 736 | 1 186 | 22 430 | 432 | 36 |
| 562 | WOMEN'S READY-TO-WEAR STORES | 37 | 33 | 5 158 | 5 062 | 890 | 16 217 | 331 | 24 |
| 563,568 | WOMEN'S ACCESSORY, SPECIALTY STORES, FURRIERS | 29 | 25 | 1 700 | 1 674 | 296 | 6 213 | 101 | 12 |
| 563 | HATLINERY STORES | 9 | 9 | 338 | 338 | 56 | 1 538 | 31 | - |
| | CORSET, LINGERIE STORES | 9 | 7 | 398 | 378 | 58 | 1 069 | 26 | 5 |
| | HOSIERY STORES | - | - | - | - | - | - | - | - |
| | APPAREL, ACCESSORY, OTHER SPECIALTY STORES | 5 | 5 | 547 | 547 | 63 | 1 263 | 19 | 4 |
| 568 | FURRIERS, FUR SHOPS | 6 | 4 | 417 | 411 | 119 | 2 343 | 25 | 3 |
| 565 | FAMILY CLOTHING STORES | 17 | 7 | 1 131 | 985 | 154 | 2 561 | 50 | 12 |
| 566 | SHOE STORES | 42 | 32 | 2 976 | 2 768 | 365 | 6 762 | 120 | 27 |
| | MEN'S SHOE STORES | - | - | - | - | - | - | - | - |
| | WOMEN'S SHOE STORES | 4 | 4 | 233 | 233 | 38 | 711 | 11 | 1 |
| | CHILDREN'S, JUVENILES, SHOE STORES | - | - | - | - | - | - | - | - |
| | FAMILY SHOE STORES | 38 | 28 | 2 743 | 2 535 | 327 | 6 051 | 109 | 26 |
| 564 | CHILDREN'S, INFANTS' WEAR STORES | 6 | 6 | (0) | (0) | (0) | (0) | (0) | (0) |
| 569 | MISCELLANEOUS APPAREL, ACCESSORY STORES | 1 | 1 | (0) | (0) | (0) | (0) | (0) | (0) |

Standard Notes: - Represents zero. (D) Withheld to avoid disclosure. (NA) Not available. (X) Not applicable.
*Nonstore retailers, part of SIC major group 53, are shown separately in this table.

TABLE 4. Standard Metropolitan Statistical Areas: 1963-Continued

| SIC code | Standard metropolitan statistical area and kind of business | Establishments | | Sales | | Payroll, entire year (\$1,000) | Payroll, workweek ended nearest Nov. 15 (dollars) | Paid employees, workweek ended nearest Nov. 15 (number) | Active proprietors of unincorporated businesses (number) |
|--|---|----------------|-----------------------|-------------------------------------|---------------------------------------|--------------------------------|---|---|--|
| | | Total (number) | With payroll (number) | Total, all establishments (\$1,000) | Establishments with payroll (\$1,000) | | | | |
| LAWRENCE-HAVERHILL, MASS.-N.H. SMSA-Continued | | | | | | | | | |
| FURNITURE, HOME FURNISHINGS, EQUIPMENT STORES | | | | | | | | | |
| S7 | TOTAL | 119 | 73 | 11 754 | 10 898 | 1 798 | 34 646 | 411 | 84 |
| S71 | FURNITURE, HOME FURNISHINGS STORES | 88 | 50 | 8 214 | 7 466 | 1 246 | 23 834 | 291 | 65 |
| S712 | FURNITURE STORES | 58 | 32 | 6 399 | 5 807 | 951 | 18 118 | 213 | 39 |
| S713 | FLOOR COVERING STORES | 14 | 8 | 971 | 877 | 143 | 2 919 | 36 | 10 |
| S714 | DRAPERY, CURTAIN, UPHOLSTERY STORES | 10 | 6 | 538 | 486 | 104 | 1 967 | 32 | 11 |
| S715 | CHINA, GLASSWARE, METALWARE STORES | 3 | 1 | (0) | (0) | (0) | (0) | (0) | (0) |
| S719 | MISCELLANEOUS HOME FURNISHINGS STORES | 3 | 3 | (0) | (0) | (0) | (0) | (0) | (0) |
| S72 | HOUSEHOLD APPLIANCE STORES | 19 | 13 | 2 076 | 2 010 | 373 | 7 450 | 70 | 8 |
| S732 | RADIO, TELEVISION STORES | 7 | 7 | 1 099 | 1 099 | 122 | 2 331 | 29 | 6 |
| S733 | MUSIC STORES | 5 | 3 | 365 | 323 | 57 | 1 031 | 21 | 5 |
| | RECORD SHOPS | - | - | - | - | - | - | - | - |
| | MUSICAL INSTRUMENT STORES | 5 | 3 | 365 | 323 | 57 | 1 031 | 21 | 5 |
| EATING, DRINKING PLACES | | | | | | | | | |
| S8 | TOTAL | 386 | 328 | 21 515 | 20 545 | 4 865 | 100 488 | 2 047 | 235 |
| S812 | EATING PLACES | 249 | 201 | 16 452 | 15 752 | 3 845 | 78 808 | 1 645 | 200 |
| | RESTAURANTS, LUNCHROOMS | 135 | 119 | 9 820 | 9 574 | 2 457 | 50 140 | 984 | 107 |
| | CAFETERIAS | 10 | 10 | 488 | 488 | 132 | 3 801 | 73 | 6 |
| | REFRESHMENT PLACES | 85 | 57 | 4 086 | 3 690 | 681 | 13 910 | 323 | 75 |
| | CATERERS | 19 | 15 | 2 058 | 2 000 | 575 | 10 957 | 265 | 12 |
| S813 | DRINKING PLACES (ALCOHOLIC BEVERAGES) | 137 | 127 | 5 063 | 4 793 | 1 020 | 21 680 | 402 | 35 |
| DRUG STORES, PROPRIETARY STORES | | | | | | | | | |
| S9PT (S91) | TOTAL | 78 | 76 | 9 545 | 9 469 | 1 435 | 25 732 | 440 | 42 |
| S91 | DRUG STORES | 75 | 73 | 9 379 | 9 303 | 1 415 | 25 380 | 434 | 41 |
| | PROPRIETARY STORES | 3 | 3 | 166 | 166 | 20 | 352 | 6 | 1 |
| OTHER RETAIL STORES | | | | | | | | | |
| S9 EX-S91 | TOTAL | 373 | 227 | 29 802 | 26 866 | 3 712 | 68 649 | 918 | 271 |
| S92 | LIQUOR STORES | 52 | 50 | 6 025 | 5 745 | 614 | 11 616 | 176 | 10 |
| S93 | ANTIQUARIAN, SECONDHAND STORES | 30 | 8 | 733 | 353 | 40 | 702 | 15 | 31 |
| S932 | ANTIQUARIAN STORES | 13 | 1 | 333 | (0) | (0) | (0) | (0) | (0) |
| S933 | SECONDHAND STORES | 17 | 7 | 400 | (0) | (0) | (0) | (0) | (0) |
| S94 | BOOK, STATIONERY STORES | 14 | 8 | 893 | 803 | 115 | 2 017 | 38 | 10 |
| S942 | BOOK STORES | 4 | 2 | 163 | (0) | (0) | (0) | (0) | (0) |
| S943 | STATIONERY STORES | 10 | 6 | 730 | (0) | (0) | (0) | (0) | (0) |
| S95 | SPORTING GOODS STORES, BICYCLE SHOPS | 15 | 13 | 1 145 | 1 125 | 168 | 3 113 | 47 | 11 |
| S952 | SPORTING GOODS STORES | 12 | 10 | 830 | 810 | 115 | 2 192 | 32 | 9 |
| S953 | BICYCLE SHOPS | 3 | 3 | 315 | 315 | 53 | 921 | 15 | 2 |
| S962 | HAY, GRAIN, FEED STORES | 7 | 7 | 1 473 | 1 473 | 115 | 2 279 | 25 | 2 |
| S969 | OTHER FARM SUPPLY STORES | - | - | - | - | - | - | - | - |
| | GARDEN SUPPLY STORES | 2 | 2 | (0) | (0) | (0) | (0) | (0) | (0) |
| S97 | JEWELRY STORES | 27 | 23 | 2 044 | 2 014 | 306 | 5 352 | 86 | 18 |
| S98 | FUEL, ICE DEALERS | 92 | 54 | 12 677 | 11 521 | 1 783 | 32 593 | 364 | 70 |
| S982 | COAL AND WOOD DEALERS | 8 | 6 | 661 | 529 | 81 | 1 179 | 16 | 4 |
| | ICE DEALERS | 2 | - | 16 | - | - | - | - | - |
| S983 | FUEL DEALERS | 76 | 44 | 11 654 | 10 682 | 1 652 | 30 019 | 328 | 60 |
| S984 | BOTTLED GAS DEALERS | 6 | 4 | 346 | 310 | 50 | 1 395 | 20 | 4 |
| S992 | FLORISTS | 37 | 19 | 935 | 707 | 102 | 2 131 | 38 | 36 |
| S993 | CIGAR STORES, STANDS | 7 | 1 | 161 | (0) | (0) | (0) | (0) | (0) |
| S994 | NEWS DEALERS, NEWSSTANDS | 4 | 4 | 268 | 268 | 14 | 263 | 6 | 4 |
| S996 | CAMERA, PHOTOGRAPHIC SUPPLY STORES | 6 | 4 | 313 | 277 | 36 | 771 | 11 | 3 |
| S997 | GIFT, NOVELTY, SOUVENIR SHOPS | 20 | 6 | 321 | 193 | 27 | 489 | 11 | 17 |
| S998 | OPTICAL GOODS STORES | 21 | 9 | 503 | 321 | 62 | 1 093 | 20 | 19 |
| S999 | TYPEWRITER STORES | 1 | 1 | (0) | (0) | (0) | (0) | (0) | (0) |
| | LUGGAGE, LEATHER GOODS STORES | 3 | 1 | 102 | (0) | (0) | (0) | (0) | (0) |
| | HOBBY, TOY, GAME SHOPS | 3 | 1 | 27 | (0) | (0) | (0) | (0) | (0) |
| | RELIGIOUS GOODS STORES | 2 | - | 2 | - | - | - | - | - |
| | PET SHOPS | 3 | 1 | 88 | (0) | (0) | (0) | (0) | (0) |
| | OTHER | 27 | 15 | 1 686 | 1 462 | 231 | 4 185 | 54 | 22 |
| NONSTORE RETAILERS* | | | | | | | | | |
| S3 PART* | TOTAL | 80 | 20 | 4 527 | 3 897 | 605 | 11 321 | 126 | 69 |
| S32 | MAIL-ORDER HOUSES | 1 | - | - | - | - | - | - | - |
| S34 | MERCHANT VENDING MACHINE OPERATORS | 11 | 9 | 1 027 | 1 001 | 140 | 2 704 | 35 | 5 |
| S35 | DIRECT SELLING (HOUSE-TO-HOUSE) ORGANIZATIONS | 69 | 11 | 3 500 | 2 896 | 465 | 8 617 | 91 | 64 |

Standard Notes: - Represents zero. (D) Withheld to avoid disclosure. (NA) Not available. (X) Not applicable.
*Nonstore retailers, part of SIC major group 53, are shown separately in this table.

TABLE 4. Standard Metropolitan Statistical Areas: 1963-Continued

| SIC code | Standard metropolitan statistical area and kind of business | Establishments | | Sales | | Payroll, entire year (\$1,000) | Payroll, workweek ended nearest Nov. 15 (dollars) | Paid employees, workweek ended nearest Nov. 15 (number) | Active proprietors of unincorporated businesses (number) |
|------------|--|---|-----------------------|-------------------------------------|---------------------------------------|--------------------------------|---|---|--|
| | | Total (number) | With payroll (number) | Total, all establishments (\$1,000) | Establishments with payroll (\$1,000) | | | | |
| | <u>LOWELL SMSA</u> | Consists of Lowell city and Billerica, Chelmsford, Dracut, Tewksbury, Tyngsborough, and Westford towns in Middlesex County, Mass. | | | | | | | |
| | RETAIL TRADE, TOTAL | 1 29D | 942 | 202 39D | 193 638 | 24 748 | 464 94D | 7 822 | 897 |
| | LUMBER, BUILDING MATERIALS, HARDWARE, FARM EQUIPMENT DEALERS | | | | | | | | |
| | TDAL. | 5D | 36 | 12 320 | 11 94D | 1 443 | 26 125 | 31D | 26 |
| 52 | LUMBER YARDS | 9 | 9 | 4 256 | 4 256 | 587 | 9 246 | 111 | - |
| 521 (| BUILDING MATERIALS DEALERS | 8 | 2 | 1 064 | (0) | (0) | (0) | (0) | (0) |
| 522 | HEATING, PLUMBING EQUIPMENT DEALERS | 2 | 2 | (0) | (0) | (0) | (0) | (0) | (0) |
| 523 | PAINT, GLASS, WALLPAPER STORES | 7 | 5 | 649 | 573 | 48 | 1 101 | 16 | 4 |
| 524 | ELECTRICAL SUPPLY STORES | 1 | 1 | (0) | (0) | (0) | (0) | (0) | (0) |
| 5251 | HARDWARE STORES | 17 | 17 | 5 758 | 5 582 | 697 | 13 672 | 161 | 12 |
| 5252 | FARM EQUIPMENT DEALERS | - | - | - | - | - | - | - | - |
| | GENERAL MERCHANDISE GROUP STORES* | | | | | | | | |
| | TDAL. | 34 | 32 | 25 508 | 25 496 | 3 739 | 70 047 | 1 528 | 14 |
| 53 PART* | DEPARTMENT STORES | 8 | 8 | 19 979 | 19 979 | 2 751 | 51 101 | 1 116 | - |
| 533 | LIMITED PRICE VARIETY STORES | 12 | 12 | 4 433 | 4 433 | 856 | 16 144 | 356 | 4 |
| 539 (| GENERAL MERCHANDISE STORES | 6 | 6 | 725 | 725 | 67 | 2 256 | 28 | 5 |
| (| DRY GOODS STORES | 3 | 3 | (0) | (0) | (0) | (0) | (0) | (0) |
| (| SEWING, NEEDLEWORK STORES | 5 | 3 | (0) | (0) | (0) | (0) | (0) | (0) |
| | FOOD STORES | | | | | | | | |
| | TDAL. | 254 | 156 | 54 245 | 51 253 | 4 473 | 84 912 | 1 432 | 212 |
| 54 | GROCERY STORES, INCLUDING DELICATESSENS | 183 | 103 | 50 313 | 47 879 | 3 862 | 72 113 | 1 174 | 145 |
| 541 (| MEAT MARKETS | 11 | 5 | 795 | 531 | 57 | 1 209 | 2D | 1D |
| 542 (| FISH (SEAFOOD) MARKETS | 6 | 6 | 144 | 144 | 9 | 182 | 9 | 6 |
| 543 | FRUIT STORES, VEGETABLE MARKETS | 7 | 5 | 445 | 361 | 22 | 421 | 9 | 9 |
| 544 | CANDY, NUT, CONFECTIONERY STORES | 15 | 9 | 695 | 569 | 1D8 | 1 899 | 55 | 14 |
| 545 | DAIRY PRODUCTS STORES | 9 | 7 | (0) | (0) | (0) | (0) | (0) | (0) |
| 546 | RETAIL BAKERIES | 19 | 19 | 1 24D | 1 24D | 356 | 7 472 | 141 | 2D |
| 5462 | RETAIL BAKERIES, MANUFACTURING | 14 | 14 | 823 | 823 | 225 | 4 858 | 94 | 16 |
| 5463 | RETAIL BAKERIES, NONMANUFACTURING | 5 | 5 | 417 | 417 | 131 | 2 614 | 47 | 4 |
| 549 (| EGG AND POULTRY DEALERS | 2 | - | 58 | - | - | - | - | 2 |
| (| OTHER | 2 | 2 | (0) | (0) | (0) | (0) | (0) | (0) |
| | AUTOMOTIVE DEALERS | | | | | | | | |
| | TDAL. | 57 | 43 | 28 864 | 28 216 | 2 798 | 49 365 | 583 | 37 |
| 55 EX. 554 | PASSENGER CAR DEALERS, FRANCHISED | 19 | 19 | 23 821 | 23 821 | 2 372 | 41 76D | 484 | 5 |
| 551 | DOMESTIC CAR DEALERS | 16 | 16 | 22 946 | 22 946 | 2 3D9 | 40 594 | 467 | 4 |
| | IMPORTED CAR DEALERS | 2 | 2 | (0) | (0) | (0) | (0) | (0) | (0) |
| | DOMESTIC AND IMPORTED CAR DEALERS | 1 | 1 | (0) | (0) | (0) | (0) | (0) | (0) |
| 552 | PASSENGER CAR DEALERS, NONFRANCHISED | 18 | 8 | 2 907 | 2 441 | 166 | 2 910 | 33 | 18 |
| 553 (| TIRE, BATTERY, ACCESSORY DEALERS | 16 | 14 | 1 683 | 1 677 | 238 | 4 287 | 63 | 8 |
| (| HOME AND AUTO SUPPLY STORES | 1 | 1 | (0) | (0) | (0) | (0) | (0) | (0) |
| 559 | MISCELLANEOUS AIRCRAFT, MARINE, AUTOMOTIVE DEALERS | 3 | 1 | (0) | (0) | (0) | (0) | (0) | (0) |
| | AIRCRAFT, BOAT, MOTORCYCLE DEALERS | 2 | - | 176 | - | - | - | - | 4 |
| | HOUSEHOLD TRAILER DEALERS | 1 | 1 | (0) | (0) | (0) | (0) | (0) | (0) |
| | OTHER AUTOMOTIVE DEALERS | - | - | - | - | - | - | - | - |
| | GASOLINE SERVICE STATIONS | | | | | | | | |
| 55PT (554) | TDAL. | 135 | 111 | 12 45D | 11 376 | 1 072 | 20 713 | 379 | 131 |
| | APPAREL, ACCESSORY STORES | | | | | | | | |
| | TDAL. | 75 | 57 | 9 946 | 9 536 | 1 645 | 3D 997 | 516 | 42 |
| 561+567 | MEN'S, BOYS' APPAREL STORES, CUSTOM TAILDRS | 21 | 15 | 2 325 | 2 227 | 383 | 7 622 | 86 | 10 |
| 561 | MEN'S, BOYS' CLOTHING AND FURNISHINGS STORES | 17 | 15 | 2 293 | 2 227 | 383 | 7 622 | 86 | 6 |
| 567 | CUSTOM TAILORS | 4 | - | 32 | - | - | - | - | 4 |
| 562-3, 568 | WOMEN'S CLOTHING, SPECIALTY STORES | 25 | 23 | 4 71D | 4 670 | 794 | 15 524 | 295 | 13 |
| 562 | WOMEN'S READY-TO-WEAR STORES | 16 | 14 | 3 776 | 3 736 | 644 | 12 399 | 237 | 12 |
| 563+568 | WOMEN'S ACCESSORY, SPECIALTY STORES, FURRIERS | 9 | 9 | 934 | 934 | 150 | 3 125 | 58 | 1 |
| 563 (| MILLINERY STORES | 4 | 4 | 199 | 199 | 27 | 503 | 14 | 1 |
| (| CORSET, LINGERIE STORES | 1 | 1 | (0) | (0) | (0) | (0) | (0) | (0) |
| (| HOSIERY STORES | 1 | 1 | (0) | (0) | (0) | (0) | (0) | (0) |
| (| APPAREL, ACCESSORY, OTHER SPECIALTY STORES | 2 | 2 | (0) | (0) | (0) | (0) | (0) | (0) |
| 568 | FURRIERS, FUR SHOPS | 1 | 1 | (0) | (0) | (0) | (0) | (0) | (0) |
| 565 | FAMILY CLOTHING STORES | 7 | 3 | 1 540 | (0) | (0) | (0) | (0) | (0) |
| 566 | SHOE STORES | 17 | 15 | 1 201 | 1 079 | 204 | 3 505 | 46 | 8 |
| | MEN'S SHOE STORES | - | - | - | - | - | - | - | - |
| | WOMEN'S SHOE STORES | 2 | 2 | (0) | (0) | (0) | (0) | (0) | (0) |
| | CHILDREN'S, JUVENILES' SHOE STORES | - | - | - | - | - | - | - | - |
| | FAMILY SHOE STORES | 15 | 13 | (0) | (0) | (0) | (0) | (0) | (0) |
| 564 | CHILDREN'S, INFANTS' WEAR STORES | 5 | 1 | 170 | (0) | (0) | (0) | (0) | (0) |
| 569 | MISCELLANEOUS APPAREL, ACCESSORY STORES | - | - | - | - | - | - | - | - |

Standard Notes: - Represents zero. (D) Withheld to avoid disclosure. (NA) Not available. (X) Not applicable.
*Nonstore retailers, part of SIC major group 53, are shown separately in this table.

TABLE 4. Standard Metropolitan Statistical Areas: 1963-Continued

| SIC code | Standard metropolitan statistical area and kind of business | Establishments | | Sales | | Payroll, entire year (\$1,000) | Payroll, workweek ended nearest Nov. 15 (dollars) | Paid employees, workweek ended nearest Nov. 15 (number) | Active proprietors of unincorporated businesses (number) |
|--|---|----------------|-----------------------|-------------------------------------|---------------------------------------|--------------------------------|---|---|--|
| | | Total (number) | With payroll (number) | Total, all establishments (\$1,000) | Establishments with payroll (\$1,000) | | | | |
| LOWELL SMSA-Continued | | | | | | | | | |
| FURNITURE, HOME FURNISHINGS, EQUIPMENT STORES | | | | | | | | | |
| | TOTAL | 69 | 43 | 7 296 | 6 500 | 1 143 | 20 495 | 250 | 46 |
| 57 | FURNITURE, HOME FURNISHINGS STORES | 40 | 24 | 3 942 | 3 586 | 732 | 12 861 | 153 | 23 |
| 5712 | FURNITURE STORES | 22 | 16 | 2 679 | 2 529 | 526 | 9 372 | 114 | 10 |
| 5713 | FLOOR COVERING STORES | 11 | 5 | 1 133 | 961 | 194 | 3 218 | 34 | 6 |
| 5714 | DRAPERY, CURTAIN, UPHOLSTERY STORES | 1 | 1 | (0) | (0) | (0) | (0) | (0) | (0) |
| 5715 | CHINA, GLASSWARE, METALWARE STORES | 4 | - | 34 | - | - | - | - | 4 |
| 5719 | MISCELLANEOUS HOME FURNISHINGS STORES | 2 | 2 | (0) | (0) | (0) | (0) | (0) | (0) |
| 572 | HOUSEHOLD APPLIANCE STORES | 13 | 7 | 1 760 | 1 550 | 179 | 3 095 | 37 | 10 |
| 5732 | RADIO, TELEVISION STORES | 9 | 7 | 1 315 | 1 099 | 193 | 3 830 | 50 | 7 |
| 5733 | MUSIC STORES | 7 | 5 | 279 | 265 | 39 | 709 | 10 | 6 |
| | RECORD SHOPS | - | - | - | - | - | - | - | - |
| | MUSICAL INSTRUMENT STORES | 7 | 5 | 279 | 265 | 39 | 709 | 10 | 6 |
| EATING, DRINKING PLACES | | | | | | | | | |
| 58 | TOTAL | 272 | 236 | 15 917 | 15 555 | 3 684 | 74 033 | 1 538 | 155 |
| 5812 | EATING PLACES | 176 | 140 | 11 131 | 10 769 | 2 562 | 51 779 | 1 154 | 147 |
| | RESTAURANTS, LUNCHROOMS | 111 | 99 | 8 214 | 8 088 | 1 887 | 38 099 | 888 | 89 |
| | CAFETERIAS | 2 | 2 | (0) | (0) | (0) | (0) | (0) | (0) |
| | REFRESHMENT PLACES | 54 | 34 | 2 205 | 2 015 | 489 | 10 066 | 192 | 51 |
| 5813 | CATERERS | 9 | 5 | (0) | (0) | (0) | (0) | (0) | (0) |
| | DRINKING PLACES (ALCOHOLIC BEVERAGES) | 96 | 96 | 4 786 | 4 786 | 1 122 | 22 254 | 384 | 8 |
| DRUG STORES, PROPRIETARY STORES | | | | | | | | | |
| 59PT(591) | TOTAL | 60 | 58 | 7 295 | 7 179 | 1 111 | 20 506 | 374 | 34 |
| 591 | DRUG STORES | 59 | 57 | (0) | (0) | (0) | (0) | (0) | (0) |
| | PROPRIETARY STORES | 1 | 1 | (0) | (0) | (0) | (0) | (0) | (0) |
| OTHER RETAIL STORES | | | | | | | | | |
| 59 EX.591 | TOTAL | 229 | 155 | 22 584 | 21 052 | 2 888 | 52 561 | 717 | 151 |
| 592 | LIQUOR STORES | 47 | 43 | 6 193 | 5 949 | 720 | 11 931 | 177 | 7 |
| 593 | ANTIQUA STORES, SECONDHAND STORES | 15 | 7 | 308 | 228 | 51 | 987 | 21 | 12 |
| 5932 | ANTIQUA STORES | 4 | - | 40 | - | - | - | - | 4 |
| 5933 | SECONDHAND STORES | 11 | 7 | 268 | 228 | 51 | 987 | 21 | 8 |
| 594 | BOOK, STATIONERY STORES | 8 | 6 | 867 | 827 | 153 | 3 109 | 54 | 4 |
| 5942 | BOOK STORES | 4 | 2 | (0) | (0) | (0) | (0) | (0) | (0) |
| 5943 | STATIONERY STORES | 4 | 4 | (0) | (0) | (0) | (0) | (0) | (0) |
| 595 | SPORTING GOODS STORES, BICYCLE SHOPS | 13 | 5 | 240 | 168 | 25 | 468 | 6 | 11 |
| 5952 | SPORTING GOODS STORES | 9 | 3 | 159 | (0) | (0) | (0) | (0) | (0) |
| 5953 | BICYCLE SHOPS | 4 | 2 | 81 | (0) | (0) | (0) | (0) | (0) |
| 5962 | HAY, GRAIN, FEED STORES | 4 | 4 | 2 372 | 2 372 | 142 | 2 532 | 34 | - |
| 5969 | OTHER FARM SUPPLY STORES | - | - | - | - | - | - | - | - |
| | GARDEN SUPPLY STORES | 1 | 1 | (0) | (0) | (0) | (0) | (0) | (0) |
| 597 | JEWELRY STORES | 22 | 6 | 1 080 | 916 | 145 | 2 486 | 50 | 16 |
| 598 | FUEL, ICE DEALERS | 62 | 44 | 8 664 | 8 024 | 1 248 | 23 862 | 261 | 53 |
| 5982 | COAL AND WOOD DEALERS | 3 | 3 | 248 | 248 | 31 | 584 | 9 | 1 |
| | ICE DEALERS | 3 | 3 | (0) | (0) | (0) | (0) | (0) | (0) |
| 5983 | FUEL OIL DEALERS | 54 | 36 | 8 212 | 7 572 | 1 156 | 22 118 | 238 | 50 |
| 5984 | BOTTLED GAS DEALERS | 2 | 2 | (0) | (0) | (0) | (0) | (0) | (0) |
| 5992 | FLORISTS | 19 | 9 | 695 | 529 | 87 | 1 532 | 26 | 19 |
| 5993 | CIGAR STORES, STANOS | 5 | 5 | 405 | 405 | 39 | 736 | 16 | 4 |
| 5994 | NEWS DEALERS, NEWSSTANDS | 1 | 1 | (0) | (0) | (0) | (0) | (0) | (0) |
| 5996 | CAMERA, PHOTOGRAPHIC SUPPLY STORES | 3 | 1 | 138 | (0) | (0) | (0) | (0) | (0) |
| 5997 | GIFT, NOVELTY, SOUVENIR SHOPS | 4 | 4 | 194 | 180 | 32 | 583 | 11 | 6 |
| 5998 | OPTICAL GOODS STORES | 8 | 6 | 584 | 526 | 130 | 2 234 | 28 | 7 |
| 5999 | TYPEWRITER STORES | 1 | 1 | (0) | (0) | (0) | (0) | (0) | (0) |
| | LUGGAGE, LEATHER GOODS STORES | - | - | - | - | - | - | - | - |
| | HOBBY, TOY, GAME SHOPS | 2 | 2 | (0) | (0) | (0) | (0) | (0) | (0) |
| | RELIGIOUS GOODS STORES | 2 | 2 | (0) | (0) | (0) | (0) | (0) | (0) |
| | PET SHOPS | 2 | 2 | (0) | (0) | (0) | (0) | (0) | (0) |
| | OTHER | 6 | 6 | 237 | 237 | 36 | 682 | 9 | 4 |
| NONSTORE RETAILERS* | | | | | | | | | |
| 53 PART* | TOTAL | 55 | 15 | 5 965 | 5 535 | 752 | 15 186 | 195 | 49 |
| 532 | MAIL-ORDER HOUSES | 2 | 2 | (0) | (0) | (0) | (0) | (0) | (0) |
| 534 | MERCHANDISE VENDING MACHINE OPERATORS | 8 | 2 | (0) | (0) | (0) | (0) | (0) | (0) |
| 535 | DIRECT SELLING (HOUSE-TO-HOUSE) ORGANIZATIONS | 45 | 11 | 3 693 | 3 329 | 427 | 8 339 | 83 | 43 |

Standard Notes: - Represents zero. (D) Withheld to avoid disclosure. (NA) Not available. (X) Not applicable.
 *Nonstore retailers, part of SIC major group 53, are shown separately in this table.

TABLE 4. Standard Metropolitan Statistical Areas: 1963—Continued

| SIC code | Standard metropolitan statistical area and kind of business | Establishments | | Sales | | Payroll, entire year (\$1,000) | Payroll, workweek ended nearest Nov. 15 (dollars) | Paid employees, workweek ended nearest Nov. 15 (number) | Active proprietors of unincorporated businesses (number) |
|--|---|----------------|-----------------------|-------------------------------------|---------------------------------------|--------------------------------|---|---|--|
| | | Total (number) | With payroll (number) | Total, all establishments (\$1,000) | Establishments with payroll (\$1,000) | | | | |
| NEW BEDFORD SMSA—Continued | | | | | | | | | |
| FURNITURE, HOME FURNISHINGS, EQUIPMENT STORES | | | | | | | | | |
| | TOTAL | 93 | 59 | 7 329 | 6 783 | 1 126 | 20 523 | 290 | 74 |
| 57 | FURNITURE, HOME FURNISHINGS STORES | 66 | 40 | 5 594 | 5 228 | 912 | 16 104 | 200 | 52 |
| S712 | FURNITURE STORES | 41 | 27 | 4 503 | 4 237 | 777 | 13 381 | 160 | 30 |
| S713 | FLOOR COVERING STORES | 6 | 4 | 698 | 650 | 85 | 1 759 | 21 | 6 |
| S714 | DRAPERY, CURTAIN, UPHOLSTERY STORES | 5 | 3 | 153 | 133 | 21 | 454 | 8 | 4 |
| S715 | CHINA, GLASSWARE, METALWARE STORES | 6 | 4 | (0) | (0) | (0) | (0) | (0) | (0) |
| S719 | MISCELLANEOUS HOME FURNISHINGS STORES | 8 | 2 | 114 | (0) | (0) | (0) | (0) | (0) |
| S72 | HOUSEHOLD APPLIANCE STORES | 10 | 6 | 646 | 482 | 82 | 1 615 | 35 | 8 |
| S732 | RADIO, TELEVISION STORES | 8 | 8 | 905 | 905 | 121 | 2 533 | 48 | 8 |
| S733 | MUSIC STORES | 9 | 5 | 184 | 168 | 11 | 271 | 7 | 6 |
| | RECORD SHOPS | 3 | 3 | (0) | (0) | (0) | (0) | (0) | (0) |
| | MUSICAL INSTRUMENT STORES | 6 | 2 | (0) | (0) | (0) | (0) | (0) | (0) |
| EATING, DRINKING PLACES | | | | | | | | | |
| | TOTAL | 312 | 268 | 13 296 | 12 620 | 2 781 | 55 583 | 1 293 | 248 |
| 58 | EATING PLACES | 203 | 167 | 8 990 | 8 490 | 1 986 | 40 011 | 964 | 194 |
| S812 | RESTAURANTS, LUNCHROOMS | 139 | 115 | 6 439 | 6 131 | 1 468 | 30 012 | 671 | 131 |
| | CAFETERIAS | 7 | 7 | 294 | 294 | 78 | 1 592 | 36 | 5 |
| | REFRESHMENT PLACES | 50 | 38 | 1 785 | 1 593 | 325 | 6 274 | 150 | 52 |
| | CATERERS | 7 | 7 | 472 | 472 | 115 | 2 133 | 107 | 6 |
| S813 | DRINKING PLACES (ALCOHOLIC BEVERAGES) | 109 | 101 | 4 306 | 4 130 | 795 | 15 572 | 329 | 54 |
| DRUG STORES, PROPRIETARY STORES | | | | | | | | | |
| | TOTAL | 68 | 64 | 7 183 | 7 071 | 902 | 18 527 | 317 | 58 |
| S9PT(S91) | DRUG STORES | 60 | 60 | 6 729 | 6 729 | 862 | 17 747 | 302 | 50 |
| S91 | PROPRIETARY STORES | 8 | 4 | 454 | 342 | 40 | 780 | 15 | 8 |
| OTHER RETAIL STORES | | | | | | | | | |
| | TOTAL | 247 | 161 | 20 097 | 18 363 | 2 305 | 41 517 | 587 | 193 |
| S9 Ex.S91 | LIQUOR STORES | 43 | 41 | 3 980 | 3 860 | 425 | 7 039 | 102 | 10 |
| S92 | ANTIQUE STORES, SECONDHAND STORES | 19 | 7 | 330 | 284 | 47 | 894 | 17 | 17 |
| S932 | ANTIQUE STORES | 7 | 3 | 90 | 72 | 6 | 170 | 3 | 7 |
| S933 | SECONDHAND STORES | 12 | 4 | 240 | 212 | 41 | 724 | 14 | 10 |
| S94 | BOOK, STATIONERY STORES | 8 | 6 | 1 650 | 1 638 | 199 | 3 726 | 69 | 7 |
| S942 | BOOK STORES | 1 | 1 | (0) | (0) | (0) | (0) | (0) | (0) |
| S943 | STATIONERY STORES | 7 | 5 | (0) | (0) | (0) | (0) | (0) | (0) |
| S95 | SPORTING GOODS STORES, BICYCLE SHOPS | 15 | 9 | 657 | 461 | 47 | 784 | 14 | 18 |
| S952 | SPORTING GOODS STORES | 10 | 6 | 556 | 376 | 43 | 634 | 11 | 13 |
| S953 | BICYCLE SHOPS | 5 | 3 | 101 | 85 | 4 | 150 | 3 | 5 |
| S962 | HAY, GRAIN, FEED STORES | 4 | 2 | 779 | (0) | (0) | (0) | (0) | (0) |
| S969 | OTHER FARM SUPPLY STORES | 2 | - | 82 | - | - | - | - | 2 |
| | GARDEN SUPPLY STORES | 4 | 2 | 101 | (0) | (0) | (0) | (0) | (0) |
| S97 | JEWELRY STORES | 21 | 17 | 1 345 | 1 303 | 153 | 3 184 | 60 | 15 |
| S98 | FUEL, ICE DEALERS | 51 | 27 | 8 150 | 7 618 | 1 044 | 18 678 | 194 | 39 |
| S982 | COAL AND WOOD DEALERS | 2 | 2 | (0) | (0) | (0) | (0) | (0) | (0) |
| | ICE DEALERS | - | - | - | - | - | - | - | - |
| S983 | FUEL OIL DEALERS | 47 | 23 | 7 653 | 7 121 | 965 | 17 318 | 179 | 37 |
| S984 | BOTTLE GAS DEALERS | 2 | 2 | (0) | (0) | (0) | (0) | (0) | (0) |
| S992 | FLORISTS | 16 | 14 | 691 | 643 | 122 | 2 200 | 38 | 15 |
| S993 | CIGAR STORES, STANOS | 5 | 3 | 259 | 151 | 8 | 158 | 5 | 5 |
| S994 | NEWS DEALERS, NEWSSTANOS | 1 | 1 | (0) | (0) | (0) | (0) | (0) | (0) |
| S996 | CAMERA, PHOTOGRAPHIC SUPPLY STORES | 4 | 4 | (0) | (0) | (0) | (0) | (0) | (0) |
| S997 | GIFT, NOVELTY, SOUVENIR SHOPS | 19 | 7 | 338 | 162 | 17 | 384 | 14 | 21 |
| S998 | OPTICAL GOODS STORES | 14 | 12 | 311 | 285 | 38 | 717 | 15 | 14 |
| S999 | TYPEWRITER STORES | - | - | - | - | - | - | - | - |
| | LUGGAGE, LEATHER GOODS STORES | 1 | 1 | (0) | (0) | (0) | (0) | (0) | (0) |
| | HOBBY, TOY, GAME SHOPS | 2 | - | 50 | - | - | - | - | 2 |
| | RELIGIOUS GOODS STORES | 2 | - | 21 | 7 | 1 | - | - | 2 |
| | PET SHOPS | - | - | - | - | - | - | - | - |
| | OTHER | 16 | 8 | 703 | 467 | 36 | 570 | 13 | 16 |
| NONSTORE RETAILERS* | | | | | | | | | |
| | TOTAL | 41 | 11 | 4 223 | 3 943 | 711 | 13 492 | 138 | 32 |
| S32 PART* | MAIL-ORDER HOUSES | 2 | - | 8 | - | - | - | - | 2 |
| S34 | MERCHANDISE VENDING MACHINE OPERATORS | 5 | 5 | (0) | (0) | (0) | (0) | (0) | (0) |
| S35 | DIRECT SELLING (HOUSE-TO-HOUSE) ORGANIZATIONS | 34 | 6 | (0) | (0) | (0) | (0) | (0) | (0) |

Standard Notes: - Represents zero. (D) Withheld to avoid disclosure. (NA) Not available. (X) Not applicable.
 *Nonstore retailers, part of SIC major group 53, are shown separately in this table.

TABLE 4. Standard Metropolitan Statistical Areas: 1963-Continued

| SIC code | Standard metropolitan statistical area and kind of business | Establishments | | Sales | | Payroll, entire year (\$1,000) | Payroll, workweek ended nearest Nov. 15 (dollars) | Paid employees, workweek ended nearest Nov. 15 (number) | Active proprietors of unincorporated businesses (number) |
|-----------|--|---|-----------------------|-------------------------------------|---------------------------------------|--------------------------------|---|---|--|
| | | Total (number) | With payroll (number) | Total, all establishments (\$1,000) | Establishments with payroll (\$1,000) | | | | |
| | PITTSFIELD SMSA | Consists of Pittsfield city and Dalton, Lanesborough, Lee, and Lenox towns in Berkshire County, Mass. | | | | | | | |
| | RETAIL TRADE, TOTAL | 702 | 542 | 126 336 | 121 786 | 15 665 | 302 312 | 4 492 | 468 |
| | LUMBER, BUILDING MATERIALS, HARDWARE, FARM EQUIPMENT DEALERS | | | | | | | | |
| | TOTAL | 37 | 29 | 6 634 | 6 510 | 1 077 | 19 763 | 211 | 21 |
| 52 | LUMBER YARDS | 8 | 8 | 1 587 | 1 587 | 254 | 4 685 | 54 | 2 |
| 521 | BUILDING MATERIALS DEALERS | 11 | 7 | 1 054 | 1 016 | 135 | 2 300 | 30 | 8 |
| 522 | HEATING, PLUMBING EQUIPMENT DEALERS | 1 | 1 | (0) | (0) | (0) | (D) | (D) | (D) |
| 523 | PAINT, GLASS, WALLPAPER STORES | 5 | 3 | 211 | 183 | 44 | 895 | 10 | 4 |
| 524 | ELECTRICAL SUPPLY STORES | - | - | - | - | - | - | - | - |
| 5251 | HARDWARE STORES | 10 | 8 | 2 260 | 2 202 | 400 | 7 800 | 79 | 6 |
| 5252 | FARM EQUIPMENT DEALERS | 2 | 2 | (0) | (0) | (0) | (D) | (D) | (D) |
| | GENERAL MERCHANDISE GROUP STORES* | | | | | | | | |
| | TOTAL | 26 | 22 | 18 349 | 18 291 | 2 445 | 50 332 | 915 | 18 |
| 53 PART* | DEPARTMENT STORES | 3 | 3 | 11 286 | 11 286 | 1 716 | 35 935 | 560 | - |
| 533 | LIMITED PRICE VARIETY STORES | 15 | 15 | 6 003 | 6 003 | 613 | 12 138 | 298 | 13 |
| 539 | GENERAL MERCHANDISE STORES | 2 | 2 | (D) | (D) | (D) | (D) | (D) | (D) |
| | DRY GOODS STORES | 3 | 1 | 90 | (D) | (D) | (0) | (D) | (D) |
| | SEWING, NEEDLEWORK STORES | 3 | 1 | (D) | (0) | (0) | (D) | (D) | (D) |
| | FOOD STORES | | | | | | | | |
| | TOTAL | 112 | 68 | 32 600 | 31 306 | 2 667 | 55 388 | 736 | 94 |
| 541 | GROCERY STORES, INCLUDING DELICATESSENS | 87 | 51 | 29 565 | 28 509 | 2 135 | 46 246 | 598 | 78 |
| 542 | MEAT MARKETS | 2 | 2 | (D) | (D) | (D) | (D) | (D) | (D) |
| | FISH (SEAFOOD) MARKETS | 3 | 1 | 356 | (0) | (D) | (D) | (0) | (D) |
| 543 | FRUIT STORES, VEGETABLE MARKETS | 2 | - | 42 | - | - | - | - | 2 |
| 544 | CANDY, NUT, CONFECTIONERY STORES | 4 | 2 | 135 | (D) | (D) | (D) | (D) | (D) |
| 545 | DAIRY PRODUCTS STORES | 4 | 4 | (D) | (D) | (D) | (D) | (D) | (D) |
| 546 | RETAIL BAKERIES | 10 | 8 | 679 | 639 | 191 | 3 551 | 73 | 7 |
| 5462 | RETAIL BAKERIES, MANUFACTURING | 7 | 7 | (D) | (D) | (D) | (D) | (0) | (0) |
| 5463 | RETAIL BAKERIES, NONMANUFACTURING | 3 | 1 | (0) | (0) | (D) | (D) | (0) | (D) |
| 549 | EGG AND POULTRY DEALERS | - | - | - | - | - | - | - | - |
| | OTHER | - | - | - | - | - | - | - | - |
| | AUTOMOTIVE DEALERS | | | | | | | | |
| | TOTAL | 44 | 36 | 20 829 | 20 349 | 2 316 | 39 293 | 410 | 19 |
| 55 EX-554 | PASSENGER CAR DEALERS, FRANCHISED | 16 | 16 | 18 092 | 18 092 | 2 034 | 33 292 | 349 | 2 |
| 551 | DOMESTIC CAR DEALERS | 10 | 10 | 12 120 | 12 120 | 1 370 | 21 675 | 236 | - |
| | IMPORTED CAR DEALERS | 3 | 3 | (0) | (0) | (D) | (0) | (D) | (D) |
| | DOMESTIC AND IMPORTED CAR DEALERS | 3 | 3 | (D) | (0) | (0) | (D) | (D) | (0) |
| 552 | PASSENGER CAR DEALERS, NONFRANCHISED | 8 | 4 | 586 | (0) | (D) | (D) | (0) | (D) |
| 553 | TIRE, BATTERY, ACCESSORY DEALERS | 9 | 7 | 1 396 | 1 376 | 191 | 4 403 | 39 | 3 |
| | HOME AND AUTO SUPPLY STORES | 1 | 1 | (D) | (D) | (0) | (0) | (0) | (D) |
| 559 | MISCELLANEOUS AIRCRAFT, MARINE, AUTOMOTIVE DEALERS | 10 | 8 | (D) | (0) | (0) | (0) | (0) | (0) |
| | AIRCRAFT, BOAT, MOTORCYCLE DEALERS | 6 | 4 | 325 | 227 | 20 | 287 | 5 | 5 |
| | HOUSEHOLD TRAILER DEALERS | 1 | 1 | (0) | (0) | (0) | (D) | (D) | (D) |
| | OTHER AUTOMOTIVE DEALERS | 3 | 3 | (0) | (D) | (D) | (0) | (D) | (0) |
| | GASOLINE SERVICE STATIONS | | | | | | | | |
| 55PT(554) | TOTAL | 75 | 61 | 8 835 | 7 875 | 773 | 14 655 | 241 | 75 |
| | APPAREL, ACCESSORY STORES | | | | | | | | |
| | TOTAL | 55 | 49 | 7 290 | 7 172 | 1 076 | 20 932 | 326 | 30 |
| 561,567 | MEN'S, BOYS' APPAREL STORES, CUSTOM TAILORS | 10 | 8 | 2 163 | 2 137 | 361 | 7 595 | 98 | 6 |
| 561 | MEN'S, BOYS' CLOTHING AND FURNISHINGS STORES | 9 | 7 | (0) | (0) | (0) | (D) | (D) | (0) |
| 567 | CUSTOM TAILORS | 1 | 1 | (0) | (D) | (0) | (D) | (0) | (D) |
| 562-3,568 | WOMEN'S CLOTHING, SPECIALTY STORES | 27 | 25 | 3 485 | 3 433 | 502 | 9 164 | 161 | 17 |
| 562 | WOMEN'S READY-TO-WEAR STORES | 19 | 17 | 2 617 | 2 565 | 347 | 6 355 | 111 | 12 |
| 563,568 | WOMEN'S ACCESSORY, SPECIALTY STORES, FURRIERS | 8 | 8 | 868 | 868 | 155 | 2 809 | 50 | 5 |
| 563 | MILLINERY STORES | 3 | 3 | 148 | 148 | 21 | 330 | 8 | 3 |
| | CORSET, LINGERIE STORES | 2 | 2 | (D) | (0) | (0) | (D) | (0) | (0) |
| | HOSIERY STORES | - | - | - | - | - | - | - | - |
| | APPAREL, ACCESSORY, OTHER SPECIALTY STORES | 1 | 1 | (0) | (0) | (0) | (D) | (D) | (D) |
| 568 | FURRIERS, FUR SHOPS | 2 | 2 | (0) | (0) | (D) | (D) | (D) | (D) |
| 565 | FAMILY CLOTHING STORES | 5 | 3 | (D) | (D) | (0) | (D) | (D) | (D) |
| 566 | SHOE STORES | 11 | 11 | 808 | 790 | 115 | 2 028 | 35 | 4 |
| | MEN'S SHOE STORES | - | - | - | - | - | - | - | - |
| | WOMEN'S SHOE STORES | 2 | 2 | (D) | (D) | (D) | (D) | (D) | (D) |
| | CHILDREN'S, JUVENILES' SHOE STORES | 1 | 1 | (0) | (0) | (D) | (D) | (D) | (0) |
| | FAMILY SHOE STORES | 8 | 8 | 514 | 514 | 65 | 1 165 | 23 | 3 |
| 564 | CHILDREN'S, INFANTS' WEAR STORES | 2 | 2 | (0) | (D) | (D) | (D) | (0) | (D) |
| 569 | MISCELLANEOUS APPAREL, ACCESSORY STORES | - | - | - | - | - | - | - | - |

Standard Notes: - Represents zero. (D) Withheld to avoid disclosure. (NA) Not available. (X) Not applicable.
 *Nonstore retailers, part of SIC major group 53, are shown separately in this table.

TABLE 4. Standard Metropolitan Statistical Areas: 1963-Continued

| SIC code | Standard metropolitan statistical area and kind of business | Establishments | | Sales | | Payroll, entire year (\$1,000) | Payroll, workweek ended nearest Nov. 15 (dollars) | Paid employees, workweek ended nearest Nov. 15 (number) | Active proprietors of unincorporated businesses (number) |
|---|---|----------------|-----------------------|-------------------------------------|---------------------------------------|--------------------------------|---|---|--|
| | | Total (number) | With payroll (number) | Total, all establishments (\$1,000) | Establishments with payroll (\$1,000) | | | | |
| PITTSFIELD SMSA-Continued | | | | | | | | | |
| FURNITURE, HOME FURNISHINGS, EQUIPMENT STORES | | | | | | | | | |
| 57 | TOTAL | 49 | 41 | 6 023 | 5 923 | 1 121 | 21 733 | 232 | 26 |
| 571 | FURNITURE, HOME FURNISHINGS STORES | 26 | 20 | 3 385 | 3 291 | 648 | 13 439 | 143 | 15 |
| 5712 | FURNITURE STORES | 17 | 11 | 2 281 | 2 187 | 458 | 8 535 | 93 | 9 |
| 5713 | FLOOR COVERING STORES | 7 | 7 | (D) | (D) | (D) | (D) | (D) | (D) |
| 5714 | DRAPERY, CURTAIN, UPHOLSTERY STORES | 1 | 1 | (D) | (D) | (D) | (D) | (D) | (D) |
| 5715 | CHINA, GLASSWARE, METALWARE STORES | - | - | - | - | - | - | - | - |
| 5719 | MISCELLANEOUS HOME FURNISHINGS STORES | 1 | 1 | (D) | (D) | (D) | (D) | (D) | (D) |
| 572 | HOUSEHOLD APPLIANCE STORES | 14 | 12 | 1 560 | 1 554 | 255 | 4 527 | 48 | 7 |
| 5732 | RADIO, TELEVISION STORES | 5 | 5 | 547 | 547 | 107 | 2 206 | 24 | 2 |
| 5733 | MUSIC STORES | 4 | 4 | 531 | 531 | 111 | 1 561 | 17 | 2 |
| | RECORD SHOPS | 1 | 1 | (D) | (D) | (D) | (D) | (D) | (D) |
| | MUSICAL INSTRUMENT STORES | 3 | 3 | (D) | (D) | (D) | (D) | (D) | (D) |
| EATING, DRINKING PLACES | | | | | | | | | |
| 58 | TOTAL | 129 | 113 | 8 457 | 8 135 | 2 083 | 40 637 | 843 | 75 |
| 5812 | EATING PLACES | 87 | 71 | 6 482 | 6 160 | 1 673 | 32 719 | 712 | 63 |
| | RESTAURANTS, LUNCHROOMS | 46 | 40 | 4 306 | 4 144 | 1 138 | 24 188 | 492 | 25 |
| | CAFETERIAS | 3 | 3 | (D) | (D) | (D) | (D) | (D) | (D) |
| | REFRESHMENT PLACES | 32 | 26 | 1 900 | 1 792 | 453 | 7 022 | 185 | 31 |
| 5813 | CATERERS | 6 | 2 | (D) | (D) | (D) | (D) | (D) | (D) |
| | DRINKING PLACES (ALCOHOLIC BEVERAGES) | 42 | 42 | 1 975 | 1 975 | 410 | 7 918 | 131 | 12 |
| DRUG STORES, PROPRIETARY STORES | | | | | | | | | |
| 59PT(591) | TOTAL | 19 | 19 | 3 226 | 3 226 | 504 | 9 279 | 170 | 9 |
| 591 | DRUG STORES | 19 | 19 | (D) | (D) | (D) | (D) | (D) | (D) |
| | PROPRIETARY STORES | - | - | (D) | (D) | (D) | (D) | (D) | (D) |
| OTHER RETAIL STORES | | | | | | | | | |
| 59 Ex.591 | TOTAL | 124 | 92 | 11 926 | 11 234 | 1 297 | 24 433 | 337 | 79 |
| 592 | LIQUOR STORES | 30 | 26 | 3 451 | 3 293 | 364 | 6 837 | 83 | 9 |
| 593 | ANTIQUA STORES, SECONDHAND STORES | 4 | 4 | 396 | 396 | 73 | 1 460 | 30 | 1 |
| 5932 | ANTIQUA STORES | - | - | - | - | - | - | - | - |
| 5933 | SECONDHAND STORES | 4 | 4 | 396 | 396 | 73 | 1 460 | 30 | 1 |
| 594 | BOOK, STATIONERY STORES | 2 | 2 | (D) | (D) | (D) | (D) | (D) | (D) |
| 5942 | BOOK STORES | 1 | 1 | (D) | (D) | (D) | (D) | (D) | (D) |
| 5943 | STATIONERY STORES | 1 | 1 | (D) | (D) | (D) | (D) | (D) | (D) |
| 595 | SPORTING GOODS STORES, BICYCLE SHOPS | 16 | 4 | 456 | 298 | 30 | 648 | 10 | 15 |
| 5952 | SPORTING GOODS STORES | 14 | 4 | 432 | 298 | 30 | 648 | 10 | 13 |
| 5953 | BICYCLE SHOPS | 2 | - | 24 | - | - | - | - | 2 |
| 5962 | HAY, GRAIN, FEED STORES | 3 | 3 | 1 034 | 1 034 | 66 | 1 127 | 13 | 1 |
| 5969 | OTHER FARM SUPPLY STORES | - | - | - | - | - | - | - | - |
| | GARDEN SUPPLY STORES | 3 | 3 | 118 | 118 | 11 | 217 | 6 | 2 |
| 597 | JEWELRY STORES | 10 | 8 | 784 | 760 | 138 | 2 545 | 33 | 5 |
| 598 | FUEL, ICE DEALERS | 25 | 17 | 3 502 | 3 320 | 346 | 6 836 | 76 | 19 |
| 5982 | COAL AND WOOD DEALERS | 4 | 2 | 432 | (D) | (D) | (D) | (D) | (D) |
| | ICE DEALERS | 2 | - | 28 | - | - | - | - | 2 |
| 5983 | FUEL DEALERS | 17 | 15 | 3 036 | (D) | (D) | (D) | (D) | (D) |
| 5984 | BOTTLE GAS DEALERS | 2 | - | 6 | - | - | - | - | 2 |
| 5992 | FLOORISTS | 4 | 4 | 260 | 260 | 56 | 1 087 | 16 | 3 |
| 5993 | CIGAR STORES, STANDS | 2 | 2 | (D) | (D) | (D) | (D) | (D) | (D) |
| 5994 | NEWS DEALERS, NEWSSTANDS | 6 | 4 | 388 | 298 | 30 | 580 | 17 | 5 |
| 5996 | CAMERA, PHOTOGRAPHIC SUPPLY STORES | 2 | 2 | (D) | (D) | (D) | (D) | (D) | (D) |
| 5997 | GIFT, NOVELTY, SOUVENIR SHOPS | 2 | 2 | (D) | (D) | (D) | (D) | (D) | (D) |
| 5998 | OPTICAL GOODS STORES | 3 | 3 | 122 | 122 | 14 | 252 | 5 | 3 |
| 5999 | TYPEWRITER STORES | - | - | - | - | - | - | - | - |
| | LUGGAGE, LEATHER GOODS STORES | 1 | 1 | (D) | (D) | (D) | (D) | (D) | (D) |
| | Hobby, Toy, Game Shops | 3 | 3 | (D) | (D) | (D) | (D) | (D) | (D) |
| | RELIGIOUS GOODS STORES | 4 | 2 | 159 | (D) | (D) | (D) | (D) | (D) |
| | PET SHOPS | - | - | - | - | - | - | - | - |
| | OTHER | 4 | 2 | 125 | (D) | (D) | (D) | (D) | (D) |
| NONSTORE RETAILERS* | | | | | | | | | |
| 53 PART* | TOTAL | 32 | 12 | 2 167 | 1 765 | 306 | 5 867 | 71 | 22 |
| 532 | MAIL-ORDER HOUSES | 1 | 1 | (D) | (D) | (D) | (D) | (D) | (D) |
| 534 | MERCHANDISE VENDING MACHINE OPERATORS | 5 | 3 | (D) | (D) | (D) | (D) | (D) | (D) |
| 535 | DIRECT SELLING (HOUSE-TO-HOUSE) ORGANIZATIONS | 26 | 8 | 1 597 | 1 209 | 253 | 4 917 | 50 | 20 |

PROVIDENCE-PAWTUCKET-WARWICK, R.I.-MASS., SMSA

Data for this Standard Metropolitan Statistical Area will be presented in Volume II, Part 3, Chapter 41.

Standard Notes: - Represents zero. (D) Withheld to avoid disclosure. (NA) Not available. (X) Not applicable.
 *Nonstore retailers, part of SIC major group 53, are shown separately in this table.

TABLE 4. Standard Metropolitan Statistical Areas: 1963-Continued

| SIC code | Standard metropolitan statistical area and kind of business | Establishments | | Sales | | Payroll, entire year (\$1,000) | Payroll, workweek ended nearest Nov. 15 (dollars) | Paid employees, workweek ended nearest Nov. 15 (number) | Active proprietors of unincorporated businesses (number) |
|---|---|----------------|-----------------------|-------------------------------------|---------------------------------------|--------------------------------|---|---|--|
| | | Total (number) | With payroll (number) | Total, all establishments (\$1,000) | Establishments with payroll (\$1,000) | | | | |
| SPRINGFIELD-CHICOPEE-HOLYOKE, MASS.-CONN., SMSA-Continued | | | | | | | | | |
| FURNITURE, HOME FURNISHINGS, EQUIPMENT STORES | | | | | | | | | |
| 57 | TOTAL | 264 | 190 | 30 243 | 28 949 | 4 492 | 83 592 | 997 | 171 |
| 571 | FURNITURE, HOME FURNISHINGS STORES | 155 | 105 | 17 143 | 16 379 | 2 745 | 50 728 | 560 | 98 |
| 5712 | FURNITURE STORES | 93 | 61 | 13 218 | 12 744 | 2 153 | 39 521 | 395 | 53 |
| 5713 | FLOOR COVERING STORES | 36 | 28 | 2 134 | 1 996 | 346 | 6 175 | 66 | 21 |
| 5714 | DRAPERY, CURTAIN, UPHOLSTERY STORES | 14 | 10 | 1 332 | 1 228 | 179 | 3 660 | 67 | 13 |
| 5715 | CHINA, GLASSWARE, METALWARE STORES | 7 | 3 | 312 | 286 | 45 | 999 | 25 | 6 |
| 5719 | MISCELLANEOUS HOME FURNISHINGS STORES | 5 | 3 | 147 | 125 | 22 | 373 | 7 | 5 |
| 572 | HOUSEHOLD APPLIANCE STORES | 49 | 37 | 6 262 | 5 980 | 872 | 16 326 | 235 | 28 |
| 5732 | RADIO, TELEVISION STORES | 34 | 34 | 5 726 | 5 710 | 768 | 14 659 | 169 | 21 |
| 5733 | MUSIC STORES | 26 | 14 | 1 112 | 880 | 107 | 1 879 | 33 | 24 |
| | RECORD SHOPS | 11 | 5 | 310 | 260 | 24 | 442 | 11 | 10 |
| | MUSICAL INSTRUMENT STORES | 15 | 9 | 802 | 620 | 83 | 1 437 | 22 | 14 |
| EATING, DRINKING PLACES | | | | | | | | | |
| 58 | TOTAL | 880 | 764 | 51 105 | 49 299 | 12 056 | 242 605 | 5 215 | 485 |
| 5812 | EATING PLACES | 577 | 461 | 36 284 | 34 478 | 8 654 | 173 763 | 3 978 | 445 |
| | RESTAURANTS, LUNCHROOMS | 348 | 294 | 24 780 | 23 992 | 6 432 | 128 916 | 2 816 | 257 |
| | CAFETERIAS | 18 | 18 | 1 276 | 1 276 | 362 | 7 902 | 154 | 12 |
| | REFRESHMENT PLACES | 180 | 122 | 8 545 | 7 579 | 1 503 | 29 983 | 816 | 157 |
| 5813 | CATERERS | 31 | 27 | 1 683 | 1 631 | 357 | 6 962 | 192 | 19 |
| | DRINKING PLACES (ALCOHOLIC BEVERAGES) | 303 | 303 | 14 821 | 14 821 | 3 402 | 68 842 | 1 237 | 40 |
| DRUG STORES, PROPRIETARY STORES | | | | | | | | | |
| 59PT(591) | TOTAL | 200 | 192 | 24 295 | 24 021 | 3 564 | 69 057 | 1 189 | 110 |
| 591 | DRUG STORES | 198 | 190 | (0) | (0) | (0) | (0) | (0) | (0) |
| | PROPRIETARY STORES | 2 | 2 | (0) | (0) | (0) | (0) | (0) | (0) |
| OTHER RETAIL STORES | | | | | | | | | |
| 59 EX.591 | TOTAL | 733 | 495 | 70 352 | 66 238 | 8 853 | 165 526 | 2 315 | 477 |
| 592 | LIQUOR STORES | 123 | 117 | 18 227 | 17 877 | 2 126 | 38 017 | 577 | 16 |
| 593 | ANTIQUARIAN STORES, SECONOHANO STORES | 64 | 30 | 1 521 | 1 293 | 209 | 3 938 | 64 | 50 |
| 5932 | ANTIQUARIAN STORES | 18 | 2 | 169 | (0) | (0) | (0) | (0) | (0) |
| 5933 | SECONOHANO STORES | 46 | 28 | 1 352 | (0) | (0) | (0) | (0) | (0) |
| 594 | BOOK, STATIONERY STORES | 28 | 18 | 3 018 | 2 900 | 593 | 11 532 | 230 | 19 |
| 5942 | BOOK STORES | 9 | 5 | 633 | (0) | (0) | (0) | (0) | (0) |
| 5943 | STATIONERY STORES | 19 | 13 | 2 385 | (0) | (0) | (0) | (0) | (0) |
| 595 | SPORTING GOODS STORES, BICYCLE SHOPS | 45 | 25 | 1 873 | 1 377 | 152 | 2 925 | 51 | 38 |
| 5952 | SPORTING GOODS STORES | 34 | 20 | 1 727 | 1 273 | 141 | 2 627 | 46 | 29 |
| 5953 | BICYCLE SHOPS | 11 | 5 | 146 | 104 | 11 | 298 | 5 | 9 |
| 5962 | HAY, GRAIN, FEED STORES | 16 | 14 | 3 744 | 3 708 | 285 | 4 923 | 66 | 9 |
| 5969 | OTHER FARM SUPPLY STORES | 4 | 4 | (0) | (0) | (0) | (0) | (0) | (0) |
| | GARDEN SUPPLY STORES | 22 | 14 | 1 482 | 1 260 | 184 | 2 938 | 40 | 18 |
| 597 | JEWELRY STORES | 51 | 37 | 3 549 | 3 369 | 598 | 11 546 | 160 | 26 |
| 598 | FUEL, ICE DEALERS | 135 | 95 | 26 082 | 25 104 | 3 261 | 62 394 | 683 | 92 |
| 5982 | COAL AND WOOD DEALERS | 7 | 5 | 998 | 958 | 196 | 2 941 | 32 | 4 |
| | ICE DEALERS | 2 | - | 34 | - | - | - | - | 2 |
| 5983 | FUEL OIL DEALERS | 116 | 84 | 24 446 | 23 576 | 2 966 | 57 479 | 618 | 81 |
| 5984 | BOTTLE GAS DEALERS | 10 | 6 | 604 | 570 | 99 | 1 974 | 33 | 5 |
| 5992 | FLORISTS | 58 | 34 | 2 093 | 1 739 | 346 | 6 788 | 124 | 51 |
| 5993 | CIGAR STORES, STANOS | 16 | 10 | 630 | 496 | 36 | 748 | 16 | 15 |
| 5994 | NEWS DEALERS, NEWSSTANOS | 25 | 11 | 1 036 | 804 | 53 | 1 004 | 37 | 22 |
| 5996 | CAMERA, PHOTOGRAPHIC SUPPLY STORES | 8 | 6 | 559 | 511 | 61 | 1 111 | 14 | 4 |
| 5997 | GIFT, NOVELTY, SOUVENIR SHOPS | 22 | 12 | 615 | 461 | 65 | 1 409 | 33 | 20 |
| 5998 | OPTICAL GOODS STORES | 41 | 31 | 1 586 | 1 416 | 335 | 5 991 | 62 | 33 |
| 5999 | TYPEWRITER STORES | 4 | 2 | 170 | (0) | (0) | (0) | (0) | (0) |
| | LUGGAGE, LEATHER GOODS STORES | 3 | 1 | 40 | (0) | (0) | (0) | (0) | (0) |
| | HOBBY, TOY, GAME SHOPS | 15 | 5 | 732 | 658 | 62 | 1 516 | 31 | 13 |
| | RELIGIOUS GOODS STORES | 2 | 2 | (0) | (0) | (0) | (0) | (0) | (0) |
| | PET SHOPS | 2 | 2 | (0) | (0) | (0) | (0) | (0) | (0) |
| | OTHER | 49 | 25 | 1 955 | 1 679 | 362 | 5 993 | 92 | 38 |
| NONSTORE RETAILERS* | | | | | | | | | |
| 53 PART* | TOTAL | 249 | 65 | 19 234 | 16 420 | 3 320 | 66 402 | 759 | 207 |
| 532 | MAIL-ORDER HOUSES | 15 | 9 | 5 378 | 5 300 | 935 | 21 948 | 288 | 7 |
| 534 | MERCHANDISE VENDING MACHINE OPERATORS | 22 | 12 | 6 690 | 6 028 | 1 097 | 15 925 | 175 | 16 |
| 535 | DIRECT SELLING (HOUSE-TO-HOUSE) ORGANIZATIONS | 212 | 44 | 7 166 | 5 092 | 1 288 | 28 529 | 296 | 184 |

Standard Notes: - Represents zero. (D) Withheld to avoid disclosure. (NA) Not available. (X) Not applicable.
 *Nonstore retailers, part of SIC major group 53, are shown separately in this table.

TABLE 4. Standard Metropolitan Statistical Areas: 1963-Continued

| SIC code | Standard metropolitan statistical area and kind of business | Establishments | | Sales | | Payroll, entire year (\$1,000) | Payroll, workweek ended nearest Nov. 15 (dollars) | Paid employees, workweek ended nearest Nov. 15 (number) | Active proprietors of unincorporated businesses (number) |
|------------|--|--|-----------------------|-------------------------------------|---------------------------------------|--------------------------------|---|---|--|
| | | Total (number) | With payroll (number) | Total, all establishments (\$1,000) | Establishments with payroll (\$1,000) | | | | |
| | <u>WORCESTER SMSA</u> | Consists of Worcester city and Auburn, Berlin, Boylston, Brookfield, East Brookfield, Grafton, Holden, Leicester, Millbury, Northborough, Northbridge, North Brookfield, Oxford, Paxton, Shrewsbury, Spencer, Sterling, Sutton, Upton, Westborough, and West Boylston towns in Worcester County, Mass. | | | | | | | |
| | RETAIL TRADE, TOTAL | 2 813 | 2 087 | 456 727 | 438 205 | 53 746 | 998 143 | 16 219 | 1 829 |
| | LUMBER, BUILDING MATERIALS, HARDWARE, FARM EQUIPMENT DEALERS | | | | | | | | |
| | TOTAL | 142 | 108 | 32 547 | 31 883 | 4 309 | 77 860 | 1 009 | 70 |
| 521 (| LUMBER YARDS | 25 | 25 | 10 743 | 10 743 | 1 593 | 29 212 | 352 | 3 |
| (| BUILDING MATERIALS DEALERS | 25 | 21 | 6 221 | 6 165 | 1 084 | 18 592 | 163 | 15 |
| 522 (| HEATING, PLUMBING EQUIPMENT DEALERS | 10 | 6 | 832 | (0) | (0) | (0) | (0) | (0) |
| 523 (| PAINT, GLASS, WALLPAPER STORES | 30 | 18 | 2 710 | 2 492 | 392 | 7 011 | 82 | 19 |
| 524 (| ELECTRICAL SUPPLY STORES | 3 | 1 | 69 | (0) | (0) | (0) | (0) | (0) |
| 5251 (| HARDWARE STORES | 38 | 30 | 10 163 | 9 977 | 858 | 16 029 | 327 | 17 |
| 5252 (| FARM EQUIPMENT DEALERS | 11 | 7 | 1 809 | 1 699 | 227 | 4 008 | 50 | 5 |
| | GENERAL MERCHANDISE GROUP STORES* | | | | | | | | |
| | TOTAL | 59 | 59 | 47 886 | 47 876 | 6 281 | 115 861 | 2 250 | 36 |
| 53 PART* | DEPARTMENT STORES | 10 | 10 | 33 903 | 33 903 | 3 914 | 70 359 | 1 443 | - |
| 533 (| LIMITED PRICE VARIETY STORES | 32 | 32 | 8 241 | 8 241 | 1 491 | 27 556 | 555 | 22 |
| 539 (| GENERAL MERCHANDISE STORES | 9 | 9 | 5 219 | 5 219 | 829 | 16 968 | 225 | 8 |
| (| DRY GOODS STORES | 5 | 5 | 421 | 411 | 36 | 793 | 22 | 3 |
| (| SEWING, NEEDLEWORK STORES | 3 | 3 | 102 | 102 | 11 | 185 | 5 | 3 |
| | FOOD STORES | | | | | | | | |
| | TOTAL | 470 | 324 | 112 784 | 108 394 | 9 044 | 172 110 | 3 100 | 338 |
| 541 (| GROCERY STORES, INCLUDING DELICATESSENS | 316 | 206 | 102 187 | 98 591 | 7 384 | 141 138 | 2 453 | 227 |
| 542 (| MEAT MARKETS | 15 | 11 | 1 706 | 1 536 | 180 | 3 513 | 59 | 10 |
| (| FISH (SEAFOOD) MARKETS | 7 | 7 | 768 | 768 | 103 | 1 761 | 35 | 5 |
| 543 (| FRUIT STORES, VEGETABLE MARKETS | 15 | 13 | 1 034 | 990 | 63 | 1 025 | 27 | 19 |
| 544 (| CANDY, NUT, CONFECTIONERY STORES | 28 | 20 | 1 162 | 1 036 | 141 | 2 403 | 56 | 22 |
| 545 (| DAIRY PRODUCTS STORES | 26 | 22 | 2 445 | 2 161 | 248 | 4 406 | 92 | 17 |
| 546 (| RETAIL BAKERIES | 51 | 43 | 3 393 | 3 223 | 916 | 17 714 | 375 | 36 |
| 5462 (| RETAIL BAKERIES, MANUFACTURING | 41 | 41 | (0) | (0) | (0) | (0) | (0) | (0) |
| 5463 (| RETAIL BAKERIES, NONMANUFACTURING | 10 | 2 | (0) | (0) | (0) | (0) | (0) | (0) |
| 549 (| EGG AND POULTRY DEALERS | 1 | 1 | (0) | (0) | (0) | (0) | (0) | (0) |
| (| OTHER | 1 | 1 | (0) | (0) | (0) | (0) | (0) | (0) |
| | AUTDMOTIVE DEALERS | | | | | | | | |
| | TOTAL | 162 | 118 | 83 517 | 81 445 | 7 682 | 126 017 | 1 367 | 86 |
| 55 EX, 554 | PASSENGER CAR DEALERS, FRANCHISED | 61 | 57 | 71 273 | 70 837 | 6 330 | 103 539 | 1 065 | 19 |
| 551 (| ODMESTIC CAR DEALERS | 47 | 45 | 62 466 | 62 042 | 5 415 | 85 734 | 885 | 14 |
| (| IMPORTED CAR DEALERS | 8 | 6 | 3 270 | 3 258 | 405 | 7 002 | 70 | 3 |
| (| ODMESTIC AND IMPORTED CAR DEALERS | 6 | 6 | 5 537 | 5 537 | 510 | 10 803 | 110 | 2 |
| 552 (| PASSENGER CAR DEALERS, NONFRANCHISED | 53 | 25 | 6 074 | 5 024 | 515 | 7 116 | 89 | 39 |
| 553 (| TIRE, BATTERY, ACCESSDRY DEALERS | 24 | 20 | 2 313 | 2 273 | 383 | 7 939 | 93 | 14 |
| (| HDME AND AUTO SUPPLY STORES | 4 | 4 | (0) | (0) | (0) | (0) | (0) | (0) |
| 559 (| MISCELLANEDUS AIRCRAFT, MARINE, AUTDMOTIVE DEALERS | 20 | 12 | (0) | (0) | (0) | (0) | (0) | (0) |
| (| AIRCRAFT, BOAT, MOTORCYCLE DEALERS | 13 | 9 | 1 164 | 824 | 95 | 1 549 | 20 | 6 |
| (| HOUSEHDL TRAILER DEALERS | 7 | 3 | (0) | (0) | (0) | (0) | (0) | (0) |
| (| OTHER AUTDMOTIVE DEALERS | - | - | - | - | - | - | - | - |
| | GASDLNE SERVICE STATIONS | | | | | | | | |
| 55PT(554) | TOTAL | 291 | 225 | 27 093 | 23 917 | 2 115 | 42 624 | 724 | 304 |
| | APPAREL, ACCESSDRY STDRS | | | | | | | | |
| | TOTAL | 192 | 160 | 32 679 | 32 125 | 5 075 | 93 969 | 1 486 | 84 |
| 561, 567 | MEN'S, BOYS' APPAREL STORES, CUSDM TAILDRS | 42 | 34 | 7 530 | 7 338 | 1 236 | 20 635 | 294 | 17 |
| 561 (| MEN'S, BOYS' CLOTHING AND FURNISHINGS STORES | 34 | 28 | 6 741 | 6 559 | 1 090 | 17 976 | 258 | 13 |
| 567 (| CUSDM TAILDRS | 8 | 6 | 789 | 779 | 146 | 2 659 | 36 | 4 |
| 562-3, 568 | WDMEN'S CLOTHING, SPECIALTY STORES | 61 | 51 | 15 218 | 15 110 | 2 558 | 48 559 | 782 | 29 |
| 562 (| WOMEN'S READY-TO-WEAR STORES | 32 | 30 | 8 873 | 8 819 | 1 592 | 30 176 | 487 | 12 |
| 563, 568 | WDMEN'S ACCESSORY, SPECIALTY STDRS, FURRIERS | 29 | 21 | 6 345 | 6 291 | 966 | 18 383 | 295 | 17 |
| 563 (| MILLINERY STORES | 13 | 5 | 346 | 292 | 55 | 976 | 21 | 11 |
| (| CORSET, LINGERIE STORES | 2 | 2 | (0) | (0) | (0) | (0) | (0) | (0) |
| (| HDSIERY STORES | 1 | 1 | (0) | (0) | (0) | (0) | (0) | (0) |
| (| APPAREL, ACCESSORY, OTHER SPECIALTY STORES | 10 | 10 | (0) | (0) | (0) | (0) | (0) | (0) |
| 568 (| FURRIERS, FUR SHOPS | 3 | 3 | 282 | 282 | 39 | 824 | 18 | 1 |
| 565 (| FAMILY CLOTHING STORES | 18 | 10 | 1 841 | 1 663 | 212 | 4 076 | 82 | 14 |
| 566 (| SHOE STORES | 61 | 57 | 7 473 | 7 399 | 996 | 19 171 | 293 | 17 |
| (| MEN'S SHOE STORES | 7 | 7 | 474 | 474 | 84 | 1 332 | 23 | - |
| (| WOMEN'S SHOE STORES | 6 | 6 | 806 | 806 | 126 | 2 067 | 28 | - |
| (| CHILDRN'S, JUVENILES' SHOE STORES | 4 | 4 | 201 | 201 | 25 | 400 | 7 | 1 |
| (| FAMILY SHOE STORES | 44 | 40 | 5 992 | 5 918 | 761 | 15 372 | 235 | 16 |
| 564 (| CHILDRN'S, INFANTS' WEAR STORES | 8 | 8 | 615 | 615 | 73 | 1 528 | 35 | 5 |
| 569 (| MISCELLANEDUS APPAREL, ACCESSORY STDRS | 2 | - | 2 | - | - | - | - | 2 |

Standard Notes: - Represents zero. (D) Withheld to avoid disclosure. (NA) Not available. (X) Not applicable.
 *Nonstore retailers, part of SIC major group 53, are shown separately in this table.

TABLE 4. Standard Metropolitan Statistical Areas: 1963—Continued

| SIC code | Standard metropolitan statistical area and kind of business | Establishments | | Sales | | Payroll, entire year (\$1,000) | Payroll, workweek ended nearest Nov. 15 (dollars) | Paid employees, workweek ended nearest Nov. 15 (number) | Active proprietors of unincorporated businesses (number) |
|---|---|-------------------|--------------------------|--|--|-----------------------------------|--|--|---|
| | | Total (number) | With payroll (number) | Total, all establishments (\$1,000) | Establishments with payroll (\$1,000) | | | | |
| WORCESTER SMSA—Continued | | | | | | | | | |
| FURNITURE; HOME FURNISHINGS; EQUIPMENT STORES | | | | | | | | | |
| | TOTAL | 159 | 115 | 18 371 | 17 259 | 2 593 | 50 066 | 631 | 95 |
| 57 | FURNITURE; HOME FURNISHINGS STORES | 90 | 64 | 11 458 | 10 844 | 1 898 | 35 964 | 448 | 53 |
| 5712 | FURNITURE STORES | 54 | 44 | 9 077 | 8 903 | 1 462 | 27 468 | 345 | 30 |
| 5713 | FLOOR COVERING STORES | 19 | 11 | 1 399 | 1 277 | 246 | 4 619 | 56 | 9 |
| 5714 | DRAPERY; CURTAIN; UPHOLSTERY STORES | 8 | 6 | 445 | 405 | 104 | 1 915 | 24 | 5 |
| 5715 | CHINA; GLASSWARE; METALWARE STORES | 3 | 1 | 55 | (0) | (0) | (0) | (0) | (0) |
| 5719 | MISCELLANEOUS HOME FURNISHINGS STORES | 6 | 2 | 482 | (0) | (0) | (0) | (0) | (0) |
| 572 | HOUSEHOLD APPLIANCE STORES | 29 | 21 | 4 750 | 4 616 | 427 | 8 872 | 115 | 13 |
| 5732 | RADIO; TELEVISION STORES | 28 | 22 | 1 735 | 1 417 | 215 | 4 329 | 51 | 21 |
| 5733 | MUSIC STORES | 12 | 8 | 428 | 382 | 53 | 901 | 17 | 8 |
| | RECORD SHOPS | 4 | 4 | 207 | 207 | 22 | 387 | 7 | 3 |
| | MUSICAL INSTRUMENT STORES | 8 | 4 | 221 | 175 | 31 | 514 | 10 | 5 |
| EATING; DRINKING PLACES | | | | | | | | | |
| | TOTAL | 574 | 500 | 32 006 | 30 560 | 7 333 | 147 092 | 3 194 | 319 |
| 58 | EATING PLACES | 401 | 337 | 24 979 | 23 727 | 5 810 | 117 160 | 2 621 | 273 |
| 5812 | RESTAURANTS; LUNCHROOMS | 254 | 234 | 17 678 | 17 174 | 4 326 | 87 674 | 1 921 | 161 |
| | CAFETERIAS | 14 | 14 | 934 | 277 | 5 104 | 115 | 7 | 7 |
| | REFRESHMENT PLACES | 104 | 72 | 4 890 | 4 336 | 882 | 17 490 | 453 | 84 |
| | CATERERS | 29 | 17 | 1 477 | 1 283 | 325 | 6 892 | 132 | 21 |
| 5813 | DRINKING PLACES (ALCOHOLIC BEVERAGES) | 173 | 163 | 7 027 | 6 833 | 1 523 | 29 932 | 573 | 46 |
| DRUG STORES; PROPRIETARY STORES | | | | | | | | | |
| 59PT (591) | TOTAL | 105 | 97 | 13 480 | 13 220 | 2 186 | 40 096 | 690 | 52 |
| 591 | DRUG STORES | 98 | 92 | 13 006 | 12 784 | 2 142 | 38 956 | 668 | 48 |
| | PROPRIETARY STORES | 7 | 5 | 474 | 436 | 44 | 1 140 | 22 | 4 |
| OTHER RETAIL STORES | | | | | | | | | |
| 59 EX 591 | TOTAL | 491 | 329 | 43 778 | 40 822 | 5 328 | 96 873 | 1 348 | 302 |
| 592 | LIQUOR STORES | 88 | 84 | 10 880 | 10 664 | 1 220 | 21 783 | 313 | 13 |
| 593 | ANTIQUARIAN; SECONOHANO STORES | 50 | 18 | 1 825 | 1 357 | 119 | 2 307 | 55 | 39 |
| 5932 | ANTIQUARIAN STORES | 17 | 1 | 430 | (0) | (0) | (0) | (0) | (0) |
| 5933 | SECONOHANO STORES | 33 | 17 | 1 395 | (0) | (0) | (0) | (0) | (0) |
| 594 | BOOK; STATIONERY STORES | 17 | 11 | 1 089 | 1 041 | 145 | 2 886 | 53 | 13 |
| 5942 | BOOK STORES | 8 | 4 | 290 | 262 | 16 | 269 | 6 | 8 |
| 5943 | STATIONERY STORES | 9 | 7 | 799 | 779 | 129 | 2 617 | 47 | 5 |
| 595 | SPORTING GOODS STORES; BICYCLE SHOPS | 12 | 10 | 994 | 968 | 112 | 2 576 | 40 | 8 |
| 5952 | SPORTING GOODS STORES | 11 | 9 | (0) | (0) | (0) | (0) | (0) | (0) |
| 5953 | BICYCLE SHOPS | 1 | 1 | (0) | (0) | (0) | (0) | (0) | (0) |
| 5962 | HAY; GRAIN; FEED STORES | 10 | 8 | 2 792 | 2 760 | 199 | 3 534 | 42 | 6 |
| 5969 | OTHER FARM SUPPLY STORES | 2 | 2 | (0) | (0) | (0) | (0) | (0) | (0) |
| 597 | GARDEN SUPPLY STORES | 3 | 1 | 64 | (0) | (0) | (0) | (0) | (0) |
| 597 | JEWELRY STORES | 3 | 1 | 2 303 | 2 257 | 436 | 7 915 | 106 | 16 |
| 598 | FUEL; ICE DEALERS | 117 | 75 | 16 194 | 14 954 | 1 946 | 35 395 | 413 | 76 |
| 5982 | COAL AND WOOD DEALERS | 8 | 6 | 1 048 | 1 020 | 121 | 2 049 | 21 | 4 |
| | ICE DEALERS | 4 | — | 36 | — | — | — | — | — |
| 5983 | FUEL OIL DEALERS | 100 | 66 | 14 525 | 13 361 | 1 707 | 31 037 | 366 | 66 |
| 5984 | BOTTLED GAS DEALERS | 5 | 3 | 585 | 573 | 118 | 2 309 | 26 | 2 |
| 5992 | FLORISTS | 40 | 20 | 1 387 | 1 169 | 271 | 4 669 | 71 | 35 |
| 5993 | CIGAR STORES; STANOS | 8 | 6 | 577 | 555 | 46 | 861 | 16 | 6 |
| 5994 | NEWS DEALERS; NEWSSTANOS | 7 | 7 | 734 | 734 | 87 | 1 677 | 42 | 6 |
| 5996 | CAMERA; PHOTOGRAPHIC SUPPLY STORES | 10 | 8 | 913 | 831 | 119 | 2 136 | 30 | 3 |
| 5997 | GIFT; NOVELTY; SOUVENIR STORES | 24 | 10 | 599 | 479 | 56 | 970 | 29 | 23 |
| 5998 | OPTICAL GOODS STORES | 32 | 18 | 1 107 | 881 | 233 | 3 987 | 48 | 25 |
| 5999 | TYPEWRITER STORES | — | — | — | — | — | — | — | — |
| | LUGGAGE; LEATHER GOODS STORES | 1 | 1 | (0) | (0) | (0) | (0) | (0) | (0) |
| | HOBBY; TOY; GAME STORES | 7 | 3 | 752 | (0) | (0) | (0) | (0) | (0) |
| | RELIGIOUS GOODS STORES | 4 | 4 | 251 | 251 | 47 | 933 | 16 | 2 |
| | PET STORES | 3 | 1 | 46 | (0) | (0) | (0) | (0) | (0) |
| | OTHER | 25 | 15 | 1 085 | 1 019 | 182 | 3 168 | 41 | 18 |
| NONSTORE RETAILERS* | | | | | | | | | |
| 53 PART* | TOTAL | 168 | 52 | 12 586 | 10 704 | 1 800 | 35 575 | 420 | 143 |
| 532 | MAIL-ORDER HOUSES | 3 | 1 | 273 | (0) | (0) | (0) | (0) | (0) |
| 534 | MERCHANTISE VENDING MACHINE OPERATORS | 20 | 14 | 4 413 | (0) | (0) | (0) | (0) | (0) |
| 535 | DIRECT SELLING (HOUSE-TO-HOUSE) ORGANIZATIONS | 145 | 37 | 7 900 | 6 534 | 1 358 | 26 828 | 301 | 132 |

Standard Notes: — Represents zero. (D) Withheld to avoid disclosure. (NA) Not available. (X) Not applicable.
 *Nonstore retailers, part of SIC major group 53, are shown separately in this table.

TABLE 5. Counties With 500 Establishments or More: 1963

| SIC code | County and kind of business | Establishments | | Sales | | Payroll, entire year (\$1,000) | Payroll, workweek ended nearest Nov. 15 (dollars) | Paid employees, workweek ended nearest Nov. 15 (number) | Active proprietors of unincorporated businesses (number) |
|--------------------------|--|----------------|--------------|---------------------------|-----------------------------|--------------------------------|---|---|--|
| | | Total | With payroll | Total, all establishments | Establishments with payroll | | | | |
| | | (number) | (number) | (\$1,000) | (\$1,000) | | | | |
| <u>BARNSTABLE COUNTY</u> | | | | | | | | | |
| | RETAIL TRADE, TOTAL | 1 421 | 1 167 | 165 755 | 160 955 | 20 539 | 381 807 | 6 191 | 1 066 |
| | LUMBER, BUILDING MATERIALS, HARDWARE, FARM EQUIPMENT DEALERS | | | | | | | | |
| 52 | TOTAL | 57 | 53 | 12 829 | 12 729 | 1 743 | 26 924 | 369 | 32 |
| 521 | LUMBER AND OTHER BUILDING MATERIALS DEALERS | 19 | 19 | 9 125 | 9 125 | 1 217 | 17 409 | 246 | 2 |
| 522-524 | HEATING, PLUMBING, PAINT, ELECTRICAL STORES | 8 | 8 | (0) | (0) | (0) | (0) | (0) | (0) |
| 5251 | HARDWARE STORES | 28 | 24 | 2 632 | 2 532 | 324 | 5 891 | 86 | 23 |
| 5252 | FARM EQUIPMENT DEALERS | 2 | 2 | (0) | (0) | (0) | (0) | (0) | (0) |
| | GENERAL MERCHANDISE GROUP STORES* | | | | | | | | |
| 53 PART* | TOTAL | 57 | 51 | 12 313 | 12 209 | 1 547 | 27 778 | 498 | 35 |
| 531 | DEPARTMENT STORES | 3 | 3 | 6 121 | 6 121 | 664 | 11 373 | 177 | - |
| 533 | LIMITED PRICE VARIETY STORES | 24 | 24 | 3 525 | 3 525 | 552 | 10 031 | 207 | 14 |
| 539 | MISCELLANEOUS GENERAL MERCHANDISE STORES | 30 | 24 | 2 667 | 2 563 | 331 | 6 374 | 114 | 21 |
| | FOOD STORES | | | | | | | | |
| 54 | TOTAL | 180 | 134 | 41 107 | 39 883 | 3 101 | 52 508 | 727 | 151 |
| 541 | GROCERY STORES, INCLUDING DELICATESSENS | 108 | 80 | 37 926 | 36 824 | 2 660 | 43 183 | 567 | 82 |
| 542 | MEAT MARKETS, FISH (SEAFOOD) MARKETS | 17 | 13 | 1 142 | 1 110 | 119 | 1 881 | 22 | 14 |
| 543 | FRUIT STORES, VEGETABLE MARKETS | 4 | 2 | 109 | (0) | (0) | (0) | (0) | (0) |
| 544 | CANDY, NUT, CONFECTIONERY STORES | 14 | 12 | 372 | (0) | (0) | (0) | (0) | (0) |
| 545-549 | OTHER FOOD STORES | 37 | 27 | 1 558 | 1 484 | 258 | 4 825 | 84 | 32 |
| | AUTOMOTIVE DEALERS | | | | | | | | |
| 55 EX.554 | TOTAL | 53 | 47 | 19 856 | 19 658 | 2 153 | 38 994 | 410 | 27 |
| | GASOLINE SERVICE STATIONS | | | | | | | | |
| 55PT(554) | TOTAL | 145 | 117 | 12 732 | 11 922 | 1 140 | 22 357 | 374 | 136 |
| | APPAREL, ACCESSORY STORES | | | | | | | | |
| 56 | TOTAL | 91 | 79 | 8 681 | 8 541 | 1 112 | 20 688 | 317 | 61 |
| 561-567 | MEN'S, BOYS' APPAREL STORES, CUSTOM TAILORS | 12 | 10 | 2 451 | 2 401 | 418 | 6 729 | 90 | 5 |
| 562-3,568 | WOMEN'S CLOTHING, SPECIALTY STORES | 43 | 35 | 3 237 | 3 155 | 302 | 6 483 | 113 | 32 |
| 562 | WOMEN'S READY-TO-WEAR STORES | 18 | 16 | 1 194 | 1 176 | 109 | 2 862 | 51 | 9 |
| 563,568 | WOMEN'S ACCESSORY, SPECIALTY STORES, FURRIERS | 25 | 19 | 2 043 | 1 979 | 193 | 3 621 | 62 | 23 |
| 565 | FAMILY CLOTHING STORES | 20 | 18 | 1 906 | 1 898 | 262 | 5 330 | 79 | 11 |
| 566 | SHOE STORES | 12 | 12 | 719 | 719 | 91 | 1 599 | 25 | 9 |
| 564,569 | OTHER APPAREL, ACCESSORY STORES | 4 | 4 | 368 | 368 | 39 | 547 | 10 | 4 |
| | FURNITURE, HOME FURNISHINGS, EQUIPMENT STORES | | | | | | | | |
| 57 | TOTAL | 73 | 51 | 4 576 | 4 196 | 702 | 12 612 | 171 | 46 |
| 571 | FURNITURE, HOME FURNISHINGS STORES | 46 | 28 | 3 054 | 2 732 | 485 | 8 357 | 108 | 32 |
| 572,573 | HOUSEHOLD APPLIANCE, RADIO, TELEVISION, MUSIC STORES | 27 | 23 | 1 522 | 1 464 | 217 | 4 255 | 63 | 14 |
| | EATING, DRINKING PLACES | | | | | | | | |
| 58 | TOTAL | 359 | 331 | 20 185 | 19 829 | 4 790 | 101 379 | 2 192 | 259 |
| 5812 | EATING PLACES | 308 | 280 | 18 183 | 17 827 | 4 313 | 91 788 | 2 036 | 245 |
| 5813 | DRINKING PLACES (ALCOHOLIC BEVERAGES) | 51 | 51 | 2 002 | 2 002 | 477 | 9 591 | 156 | 14 |
| | DRUG STORES, PROPRIETARY STORES | | | | | | | | |
| 59PT(591) | TOTAL | 42 | 40 | 6 115 | 5 955 | 901 | 15 888 | 285 | 23 |
| 591 | DRUG STORES | 40 | 38 | (0) | (0) | (0) | (0) | (0) | (0) |
| (| PROPRIETARY STORES | 2 | 2 | (0) | (0) | (0) | (0) | (0) | (0) |
| | OTHER RETAIL STORES | | | | | | | | |
| 59 EX.591 | TOTAL | 339 | 251 | 23 929 | 22 797 | 2 803 | 53 215 | 751 | 277 |
| 592 | LIQUOR STORES | 53 | 51 | 7 216 | 7 190 | 734 | 12 686 | 162 | 18 |
| 593 | ANTIQUARIAN STORES, SECONDHAND STORES | 50 | 16 | 946 | 556 | 85 | 2 093 | 39 | 49 |
| 594 | BOOK, STATIONERY STORES | 9 | 9 | 714 | 714 | 106 | 1 712 | 32 | 7 |
| 595 | SPORTING GOODS STORES, BICYCLE SHOPS | 20 | 16 | 864 | 796 | 108 | 1 999 | 28 | 16 |
| 596 | FARM, GARDEN SUPPLY STORES, INCLUDING FEED STORES | 8 | 6 | 1 392 | 1 384 | 98 | 1 630 | 21 | 6 |
| 597 | JEWELRY STORES | 20 | 14 | 762 | 688 | 82 | 1 811 | 29 | 21 |
| 598 | FUEL, ICE DEALERS | 50 | 44 | 7 917 | 7 797 | 1 138 | 22 280 | 265 | 34 |
| 599 | OTHER STORES | 129 | 95 | 4 118 | 3 672 | 452 | 9 004 | 175 | 126 |
| | NONSTORE RETAILERS* | | | | | | | | |
| 53 PART* | TOTAL | 25 | 13 | 3 432 | 3 336 | 547 | 9 464 | 97 | 19 |

Standard Notes: - Represents zero. (D) Withheld to avoid disclosure. (NA) Not available. (X) Not applicable.
 *Nonstore retailers, part of SIC major group 53, are shown separately in this table.

TABLE 5. Counties With 500 Establishments or More: 1963-Continued

| SIC code | County and kind of business | Establishments | | Sales | | Payroll, entire year (\$1,000) | Payroll, workweek ended nearest Nov. 15 (dollars) | Paid employees, workweek ended nearest Nov. 15 (number) | Active proprietors of unincorporated businesses (number) |
|-------------------------|--|----------------|-----------------------|-------------------------------------|---------------------------------------|--------------------------------|---|---|--|
| | | Total (number) | With payroll (number) | Total, all establishments (\$1,000) | Establishments with payroll (\$1,000) | | | | |
| BERKSHIRE COUNTY | | | | | | | | | |
| | RETAIL TRADE, TOTAL | 1 400 | 1 054 | 209 002 | 200 478 | 24 380 | 467 577 | 7 187 | 1 050 |
| | LUMBER, BUILDING MATERIALS, HARWARE, FARM EQUIPMENT DEALERS | | | | | | | | |
| S2 | TOTAL | 71 | 55 | 11 806 | 11 574 | 1 690 | 32 019 | 359 | 47 |
| S21 | LUMBER AND OTHER BUILDING MATERIALS DEALERS | 31 | 25 | 5 521 | 5 473 | 701 | 12 995 | 155 | 18 |
| S22-524 | HEATING, PLUMBING, PAINT, ELECTRICAL STORES | 13 | 9 | 2 436 | 2 368 | 390 | 6 918 | 64 | 9 |
| S251 | HARWARE STORES | 20 | 16 | 2 909 | 2 825 | 464 | 9 771 | 108 | 15 |
| S252 | FARM EQUIPMENT DEALERS | 7 | 5 | 940 | 908 | 135 | 2 335 | 32 | 5 |
| | GENERAL MERCHANOISE GROUP STORES* | | | | | | | | |
| S3 PART* | TOTAL | 51 | 43 | 23 552 | 23 448 | 2 975 | 59 456 | 1 125 | 35 |
| S31 | DEPARTMENT STORES | 4 | 4 | (0) | (0) | (0) | (0) | (0) | (0) |
| S33 | LIMITED PRICE VARIETY STORES | 25 | 25 | 7 960 | 7 960 | 906 | 17 192 | 417 | 18 |
| S39 | MISCELLANEOUS GENERAL MERCHANOISE STORES | 22 | 14 | (0) | (0) | (0) | (0) | (0) | (0) |
| | FOOD STORES | | | | | | | | |
| S4 | TOTAL | 222 | 138 | 55 170 | 52 306 | 4 252 | 86 949 | 1 208 | 205 |
| S41 | GROCERY STORES, INCLUDING DELICATESSENS | 172 | 110 | 51 096 | 48 860 | 3 627 | 75 833 | 1 032 | 157 |
| S42 | MEAT MARKETS, FISH (SEAFOOD) MARKETS | 15 | 7 | 1 122 | 810 | 63 | 1 048 | 19 | 16 |
| S43 | FRUIT STORES, VEGETABLE MARKETS | 2 | - | 42 | - | - | - | - | 2 |
| S44 | CANOE, NUT, CONFECTIONERY STORES | 7 | 3 | 180 | 108 | 19 | 279 | 12 | 8 |
| S45-549 | OTHER FOOD STORES | 26 | 18 | 2 730 | 2 528 | 543 | 9 789 | 145 | 22 |
| | AUTOMOTIVE DEALERS | | | | | | | | |
| S5 EX, S54 | TOTAL | 86 | 72 | 33 915 | 33 111 | 3 692 | 62 412 | 704 | 41 |
| | GASOLINE SERVICE STATIONS | | | | | | | | |
| S5PT(S54) | TOTAL | 137 | 115 | 13 423 | 12 387 | 1 165 | 23 041 | 378 | 137 |
| | APPAREL, ACCESSORY STORES | | | | | | | | |
| S6 | TOTAL | 112 | 90 | 12 583 | 11 929 | 1 693 | 32 463 | 538 | 80 |
| S61, S67 | MEN'S, BOYS' APPAREL STORES, CUSTOM TAILORS | 23 | 19 | 3 509 | 3 425 | 480 | 9 929 | 140 | 16 |
| S62-3, S68 | WOMEN'S CLOTHING, SPECIALTY STORES | 49 | 45 | 5 081 | 5 005 | 731 | 13 474 | 250 | 36 |
| S62 | WOMEN'S READY-TO-WEAR STORES | 35 | 31 | 3 875 | 3 799 | 513 | 9 521 | 173 | 24 |
| S63, S68 | WOMEN'S ACCESSORY, SPECIALTY STORES, FURRIERS | 14 | 14 | 1 206 | 1 206 | 218 | 3 953 | 77 | 12 |
| S65 | FAMILY CLOTHING STORES | 11 | 5 | 2 048 | (0) | (0) | (0) | (0) | (0) |
| S66 | SHOE STORES | 23 | 17 | 1 636 | 1 272 | 176 | 3 068 | 52 | 15 |
| S64, S69 | OTHER APPAREL, ACCESSORY STORES | 6 | 4 | 309 | (0) | (0) | (0) | (0) | (0) |
| | FURNITURE, HOME FURNISHINGS, EQUIPMENT STORES | | | | | | | | |
| S7 | TOTAL | 79 | 67 | 9 205 | 9 019 | 1 476 | 28 222 | 330 | 55 |
| S71 | FURNITURE, HOME FURNISHINGS STORES | 41 | 33 | 4 810 | 4 678 | 814 | 16 119 | 194 | 31 |
| S72, S73 | HOUSEHOLD APPLIANCE, RADIO, TELEVISION, MUSIC STORES | 38 | 34 | 4 395 | 4 341 | 662 | 12 103 | 136 | 24 |
| | EATING, DRINKING PLACES | | | | | | | | |
| S8 | TOTAL | 256 | 216 | 14 356 | 13 740 | 3 462 | 68 077 | 1 444 | 172 |
| S812 | EATING PLACES | 169 | 141 | 11 101 | 10 659 | 2 838 | 55 104 | 1 214 | 131 |
| S813 | DRINKING PLACES (ALCOHOLIC BEVERAGES) | 87 | 75 | 3 255 | 3 081 | 624 | 12 973 | 230 | 41 |
| | DRUG STORES, PROPRIETARY STORES | | | | | | | | |
| S9PT(S91) | TOTAL | 41 | 39 | 5 966 | 5 938 | 959 | 17 970 | 304 | 21 |
| S91 | DRUG STORES | 36 | 36 | 5 728 | 5 728 | 932 | 17 634 | 292 | 16 |
| | PROPRIETARY STORES | 5 | 3 | 238 | 210 | 27 | 336 | 12 | 5 |
| | OTHER RETAIL STORES | | | | | | | | |
| S9 EX, S91 | TOTAL | 282 | 196 | 24 843 | 23 551 | 2 534 | 47 076 | 670 | 208 |
| S92 | LIQUOR STORES | 69 | 51 | 6 635 | 6 311 | 610 | 11 196 | 153 | 35 |
| S93 | ANTIQUE STORES, SECONOHANO STORES | 23 | 7 | 643 | 531 | 86 | 1 731 | 35 | 21 |
| S94 | BOOK, STATIONERY STORES | 8 | 8 | 654 | 654 | 74 | 1 104 | 22 | 7 |
| S95 | SPORTING GOODS STORES, BICYCLE SHOPS | 18 | 6 | (0) | (0) | (0) | (0) | (0) | (0) |
| S96 | FARM, GARDEN SUPPLY STORES, INCLUDING FEEO STORES | 14 | 12 | 3 201 | 3 195 | 224 | 3 883 | 49 | 6 |
| S97 | JEWELRY STORES | 20 | 16 | 1 185 | 1 155 | 197 | 3 584 | 54 | 13 |
| S98 | FUEL, ICE DEALERS | 54 | 44 | 8 514 | 8 252 | 899 | 17 624 | 203 | 36 |
| S99 | OTHER STORES | 76 | 52 | (0) | (0) | (0) | (0) | (0) | (0) |
| | NONSTORE RETAILERS* | | | | | | | | |
| S3 PART* | TOTAL | 63 | 23 | 4 183 | 3 475 | 482 | 9 892 | 127 | 49 |

Standard Notes: - Represents zero. (D) Withheld to avoid disclosure. (NA) Not available. (X) Not applicable.
 *Nonstore retailers, part of SIC major group 53, are shown separately in this table.

TABLE 5. Counties With 500 Establishments or More: 1963-Continued

| SIC code | County and kind of business | Establishments | | Sales | | Payroll, entire year (\$1,000) | Payroll, workweek ended nearest Nov. 15 (dollars) | Paid employees, workweek ended nearest Nov. 15 (number) | Active proprietors of unincorporated businesses (number) |
|--|---|----------------|-----------------------|-------------------------------------|---------------------------------------|--------------------------------|---|---|--|
| | | Total (number) | With payroll (number) | Total, all establishments (\$1,000) | Establishments with payroll (\$1,000) | | | | |
| BRISTOL COUNTY--CONTINUED | | | | | | | | | |
| FURNITURE, HOME FURNISHINGS, EQUIPMENT STORES--CON. | | | | | | | | | |
| 572 | HOUSEHOLD APPLIANCE STORES | 41 | 33 | 5 967 | 5 757 | 821 | 16 186 | 251 | 23 |
| 5732 | RAADIO, TELEVISION STORES | 21 | 19 | 1 726 | 1 694 | 200 | 3 968 | 71 | 18 |
| 5733 | MUSIC STORES | 22 | 14 | 845 | 581 | 49 | 1 075 | 25 | 17 |
| | RECORD SHOPS | 6 | 6 | 239 | 239 | 14 | 320 | 7 | 3 |
| | MUSICAL INSTRUMENT STORES | 16 | 8 | 606 | 342 | 35 | 755 | 18 | 14 |
| EATING, DRINKING PLACES | | | | | | | | | |
| 58 | TOTAL | 784 | 680 | 38 912 | 37 174 | 8 519 | 167 161 | 3 731 | 553 |
| 5812 | EATING PLACES | 518 | 424 | 28 392 | 26 876 | 6 429 | 125 532 | 2 877 | 466 |
| | RESTAURANTS, LUNCHROOMS | 349 | 287 | 19 875 | 18 839 | 4 639 | 92 417 | 2 080 | 313 |
| | CAFETERIAS | 24 | 20 | 1 579 | 1 487 | 385 | 7 083 | 128 | 17 |
| | REFRESHMENT PLACES | 117 | 93 | 4 863 | 4 527 | 922 | 17 330 | 431 | 112 |
| | CATERERS | 28 | 24 | 2 075 | 2 023 | 483 | 8 702 | 238 | 24 |
| 5813 | DRINKING PLACES (ALCOHOLIC BEVERAGES) | 266 | 256 | 10 520 | 10 298 | 2 090 | 41 629 | 854 | 87 |
| DRUG STORES, PROPRIETARY STORES | | | | | | | | | |
| 59PT(591) | TOTAL | 139 | 135 | 16 160 | 16 048 | 2 430 | 47 334 | 818 | 104 |
| 591 | DRUG STORES | 126 | 126 | (0) | (0) | (0) | (0) | (0) | (0) |
| | PROPRIETARY STORES | 13 | 9 | (0) | (0) | (0) | (0) | (0) | (0) |
| OTHER RETAIL STORES | | | | | | | | | |
| 59 EX. 591 | TOTAL | 770 | 450 | 55 310 | 49 842 | 6 019 | 115 018 | 1 604 | 619 |
| 592 | LIQUOR STORES | 143 | 121 | 11 107 | 10 423 | 1 091 | 19 382 | 314 | 48 |
| 593 | ANTIQUARIAN, SECONOHANO STORES | 72 | 18 | 1 086 | 704 | 146 | 2 956 | 44 | 68 |
| 5932 | ANTIQUARIAN STORES | 32 | 4 | 521 | (0) | (0) | (0) | (0) | (0) |
| 5933 | SECONOHANO STORES | 40 | 14 | 565 | (0) | (0) | (0) | (0) | (0) |
| 594 | BOOK, STATIONERY STORES | 21 | 17 | 2 364 | 2 330 | 322 | 5 952 | 112 | 18 |
| 5942 | BOOK STORES | 2 | 2 | (0) | (0) | (0) | (0) | (0) | (0) |
| 5943 | STATIONERY STORES | 19 | 15 | (0) | (0) | (0) | (0) | (0) | (0) |
| 595 | SPORTING GOODS STORES, BICYCLE SHOPS | 45 | 21 | 1 485 | 1 049 | 97 | 2 226 | 38 | 49 |
| 5952 | SPORTING GOODS STORES | 34 | 18 | 1 308 | 964 | 93 | 2 076 | 35 | 38 |
| 5953 | BICYCLE SHOPS | 11 | 3 | 177 | 85 | 4 | 150 | 3 | 11 |
| 5962 | HAY, GRAIN, FEED STORES | 16 | 10 | 5 023 | 4 723 | 340 | 5 760 | 72 | 10 |
| 5969 | OTHER FARM SUPPLY STORES | 2 | - | 82 | - | - | - | - | 2 |
| | GARDEN SUPPLY STORES | 13 | 5 | 314 | 218 | 36 | 698 | 9 | 9 |
| 597 | JEWELRY STORES | 53 | 39 | 3 163 | 2 961 | 416 | 8 402 | 146 | 38 |
| 598 | FUEL, ICE DEALERS | 174 | 102 | 23 452 | 21 970 | 2 838 | 54 605 | 575 | 142 |
| 5982 | COAL AND WOOD DEALERS | 4 | 4 | (0) | (0) | (0) | (0) | (0) | (0) |
| | ICE DEALERS | 5 | 1 | (0) | (0) | (0) | (0) | (0) | (0) |
| 5983 | FUEL OIL DEALERS | 161 | 93 | 22 657 | 21 215 | 2 726 | 52 645 | 551 | 131 |
| 5984 | BOTTLE GAS DEALERS | 4 | 4 | 429 | 429 | 75 | 1 358 | 14 | 4 |
| 5992 | FLORISTS | 59 | 33 | 1 757 | 1 421 | 251 | 4 533 | 78 | 63 |
| 5993 | CIGAR STORES, STANOS | 11 | 7 | 568 | 370 | 33 | 1 036 | 18 | 12 |
| 5994 | NEWS DEALERS, NEWSSTANOS | 12 | 8 | 870 | 790 | 66 | 1 918 | 37 | 12 |
| 5996 | CAMERA, PHOTOGRAPHIC SUPPLY STORES | 8 | 6 | 764 | 732 | 127 | 2 390 | 38 | 6 |
| 5997 | GIFT, NOVELTY, SOUVENIR SHOPS | 35 | 13 | 578 | 338 | 36 | 933 | 31 | 36 |
| 5998 | OPTICAL GOODS STORES | 42 | 28 | 839 | 657 | 89 | 1 695 | 36 | 42 |
| 5999 | TYPEWRITER STORES | - | - | - | - | - | - | - | - |
| | LUGGAGE, LEATHER GOODS STORES | 1 | 1 | (0) | (0) | (0) | (0) | (0) | (0) |
| | HOBBY, TOY, GAME SHOPS | 6 | 2 | 229 | (0) | (0) | (0) | (0) | (0) |
| | RELIGIOUS GOODS STORES | 5 | 3 | 206 | 192 | 31 | 687 | 16 | 4 |
| | PET SHOPS | 11 | 1 | 159 | (0) | (0) | (0) | (0) | (0) |
| | OTHER | 41 | 15 | (0) | (0) | (0) | (0) | (0) | (0) |
| NONSTORE RETAILERS* | | | | | | | | | |
| 53 PART* | TOTAL | 148 | 36 | 10 416 | 9 154 | 1 301 | 26 055 | 288 | 129 |
| 532 | MAIL-ORDER HOUSES | 7 | 5 | 1 437 | (0) | (0) | (0) | (0) | (0) |
| 534 | MERCHANDISE VENDING MACHINE OPERATORS | 17 | 13 | 1 972 | 1 954 | 217 | 4 851 | 56 | 9 |
| 535 | DIRECT SELLING (HOUSE-TO-HOUSE) ORGANIZATIONS | 124 | 18 | 7 007 | (0) | (0) | (0) | (0) | (0) |
| ESSEX COUNTY | | | | | | | | | |
| RETAIL TRADE, TOTAL | | | | | | | | | |
| | | 5 748 | 4 118 | 853 702 | 812 688 | 105 093 | 2 049 038 | 32 872 | 3 993 |
| LUMBER, BUILDING MATERIALS, HARDWARE, FARM EQUIPMENT DEALERS | | | | | | | | | |
| 52 | TOTAL | 223 | 187 | 35 814 | 35 226 | 5 087 | 95 724 | 1 109 | 111 |
| 521 | LUMBER YARDS | 44 | 44 | 16 876 | 16 876 | 2 570 | 47 671 | 479 | 8 |
| | BUILDING MATERIALS DEALERS | 44 | 26 | 4 020 | 3 906 | 465 | 9 064 | 122 | 35 |
| 522 | HEATING, PLUMBING EQUIPMENT DEALERS | 12 | 8 | 2 250 | 2 212 | 374 | 7 558 | 84 | 7 |
| 523 | PAINT, GLASS, WALLPAPER STORES | 49 | 41 | 3 637 | 3 437 | 482 | 9 892 | 119 | 23 |
| 524 | ELECTRICAL SUPPLY STORES | 7 | 7 | 1 083 | 1 041 | 119 | 1 837 | 27 | 5 |
| 5251 | HARDWARE STORES | 59 | 55 | 6 524 | 6 378 | 916 | 16 402 | 245 | 31 |
| 5252 | FARM EQUIPMENT DEALERS | 8 | 6 | 1 424 | 1 376 | 161 | 3 300 | 33 | 2 |

Standard Notes: - Represents zero. (D) Withheld to avoid disclosure. (NA) Not available. (X) Not applicable.
 *Nonstore retailers, part of SIC major group 53, are shown separately in this table.

TABLE 5. Counties With 500 Establishments or More: 1963-Continued

| SIC code | County and kind of business | Establishments | | Sales | | Payroll, entire year (\$1,000) | Payroll, workweek ended nearest Nov. 15 (dollars) | Paid employees, workweek ended nearest Nov. 15 (number) | Active proprietors of unincorporated businesses (number) |
|---|--|----------------|-----------------------|-------------------------------------|---------------------------------------|--------------------------------|---|---|--|
| | | Total (number) | With payroll (number) | Total, all establishments (\$1,000) | Establishments with payroll (\$1,000) | | | | |
| ESSEX COUNTY--CONTINUEO | | | | | | | | | |
| GENERAL MERCHANOISE GROUP STORES* | | | | | | | | | |
| 53 PART* | TOTAL | 157 | 141 | 124 787 | 124 449 | 16 196 | 335 973 | 6 395 | 66 |
| 531 | DEPARTMENT STORES | 27 | 27 | 93 069 | 93 069 | 10 995 | 232 817 | 4 373 | - |
| 533 | LIMITED PRICE VARIETY STORES | 60 | 58 | 16 402 | 16 390 | 2 883 | 52 762 | 1 251 | 28 |
| 539 | GENERAL MERCHANOISE STORES | 39 | 35 | 14 027 | 13 877 | 2 135 | 46 574 | 682 | 17 |
| | DRY GOODS STORES | 18 | 14 | 938 | 880 | 155 | 3 228 | 72 | 10 |
| | SEWING, NEEDLEWORK STORES | 13 | 7 | 351 | 233 | 28 | 592 | 17 | 11 |
| FOOD STORES | | | | | | | | | |
| 54 | TOTAL | 1 099 | 665 | 215 922 | 202 120 | 16 672 | 329 368 | 5 313 | 905 |
| 541 | GROCERY STORES, INCLUDING DELICATESSENS | 716 | 420 | 194 263 | 184 089 | 13 901 | 272 215 | 4 252 | 581 |
| 542 | MEAT MARKETS | 57 | 35 | 5 371 | 4 283 | 344 | 6 405 | 105 | 56 |
| | FISH (SEAFOOD) MARKETS | 68 | 26 | 2 301 | 1 467 | 148 | 3 251 | 60 | 72 |
| 543 | FRUIT STORES, VEGETABLE MARKETS | 42 | 20 | 2 551 | 1 879 | 170 | 4 284 | 85 | 41 |
| 544 | CANDY, NUT, CONFECTIONERY STORES | 36 | 30 | 1 709 | 1 539 | 269 | 5 801 | 118 | 17 |
| 545 | DAIRY PRODUCTS STORES | 40 | 30 | 2 957 | 2 701 | 303 | 5 453 | 87 | 20 |
| 546 | RETAIL BAKERIES | 100 | 92 | 5 778 | 5 532 | 1 474 | 30 666 | 581 | 79 |
| 5462 | RETAIL BAKERIES, MANUFACTURING | 86 | 80 | 5 172 | 4 968 | 1 382 | 28 798 | 526 | 74 |
| 5463 | RETAIL BAKERIES, NONMANUFACTURING | 14 | 12 | 606 | 564 | 92 | 1 868 | 55 | 5 |
| 549 | EGG AND POULTRY DEALERS | 19 | 7 | 646 | 454 | 36 | 602 | 13 | 21 |
| | OTHER | 21 | 5 | 346 | 176 | 27 | 691 | 12 | 18 |
| AUTOMOTIVE DEALERS | | | | | | | | | |
| 55 EX, 554 | TOTAL | 282 | 202 | 114 715 | 111 659 | 11 708 | 215 796 | 2 114 | 156 |
| 551 | PASSENGER CAR DEALERS, FRANCHISED | 103 | 103 | 97 076 | 97 076 | 9 906 | 183 100 | 1 756 | 20 |
| | DOMESTIC CAR DEALERS | 85 | 85 | 82 522 | 82 522 | 8 319 | 154 850 | 1 482 | 15 |
| | IMPORTED CAR DEALERS | 8 | 8 | 3 712 | 3 712 | 425 | 7 798 | 64 | 3 |
| | DOMESTIC AND IMPORTED CAR DEALERS | 10 | 10 | 10 842 | 10 842 | 1 162 | 20 452 | 210 | 2 |
| 552 | PASSENGER CAR DEALERS, NONFRANCHISED | 100 | 36 | 9 836 | 7 066 | 754 | 12 421 | 128 | 90 |
| 553 | TIRE, BATTERY, ACCESSORY DEALERS | 47 | 39 | 4 752 | 4 650 | 767 | 15 503 | 169 | 31 |
| | HOME AND AUTO SUPPLY STORES | 3 | 3 | 177 | 177 | 27 | 538 | 7 | 1 |
| 559 | MISCELLANEOUS AIRCRAFT, MARINE, AUTOMOTIVE DEALERS | 29 | 21 | 2 874 | 2 690 | 254 | 4 234 | 54 | 14 |
| | AIRCRAFT, BOAT, MOTORCYCLE DEALERS | 25 | 17 | 2 138 | 1 958 | 221 | 3 585 | 46 | 13 |
| | HOUSEHOLD TRAILER DEALERS | 4 | 4 | 736 | 732 | 33 | 649 | 8 | 1 |
| | OTHER AUTOMOTIVE DEALERS | - | - | - | - | - | - | - | - |
| GASOLINE SERVICE STATIONS | | | | | | | | | |
| 55PT(554) | TOTAL | 528 | 410 | 51 258 | 45 544 | 4 351 | 86 242 | 1 431 | 508 |
| APPAREL, ACCESSORY STORES | | | | | | | | | |
| 56 | TOTAL | 436 | 330 | 60 727 | 58 687 | 8 037 | 157 887 | 2 633 | 271 |
| 561, 567 | MEN'S, BOYS' APPAREL STORES, CUSTOM TAILORS | 95 | 69 | 13 149 | 12 777 | 1 861 | 33 057 | 466 | 56 |
| 561 | MEN'S, BOYS' CLOTHING AND FURNISHINGS STORES | 80 | 64 | 12 925 | (0) | (0) | (0) | (0) | (0) |
| 567 | CUSTOM TAILORS | 15 | 5 | 224 | (0) | (0) | (0) | (0) | (0) |
| 562-3, 568 | WOMEN'S CLOTHING, SPECIALTY STORES | 169 | 143 | 29 042 | 28 504 | 3 746 | 75 431 | 1 377 | 99 |
| 562 | WOMEN'S READY-TO-WEAR STORES | 104 | 90 | 16 170 | 15 792 | 2 290 | 44 414 | 885 | 63 |
| 563, 568 | WOMEN'S ACCESSORY, SPECIALTY STORES, FURRIERS | 65 | 53 | 12 872 | 12 712 | 1 456 | 31 017 | 492 | 36 |
| 563 | MILLINERY STORES | 23 | 17 | 716 | 596 | 97 | 2 351 | 51 | 12 |
| | CORSET, LINGERIE STORES | 15 | 11 | 498 | 464 | 74 | 1 405 | 38 | 11 |
| | HOSIERY STORES | 2 | 2 | (0) | (0) | (0) | (0) | (0) | (0) |
| | APPAREL, ACCESSORY, OTHER SPECIALTY STORES | 17 | 17 | 10 946 | 10 946 | 1 098 | 23 753 | 359 | 9 |
| 568 | FURRIERS, FUR SHOPS | 8 | 6 | (0) | (0) | (0) | (0) | (0) | (0) |
| 565 | FAMILY CLOTHING STORES | 39 | 19 | 8 320 | 7 802 | 1 184 | 25 201 | 385 | 27 |
| 566 | SHOE STORES | 112 | 82 | 8 495 | 7 899 | 1 073 | 20 996 | 332 | 73 |
| | MEN'S SHOE STORES | 3 | 3 | 191 | 191 | 19 | 400 | 4 | 3 |
| | WOMEN'S SHOE STORES | 18 | 16 | 1 630 | 1 604 | 238 | 5 748 | 90 | 6 |
| | CHILDREN'S, JUVENILES' SHOE STORES | - | - | - | - | - | - | - | - |
| | FAMILY SHOE STORES | 91 | 63 | 6 674 | 6 104 | 816 | 14 848 | 238 | 64 |
| 564 | CHILDREN'S, INFANTS' WEAR STORES | 14 | 14 | 1 501 | 1 501 | 146 | 2 709 | 67 | 10 |
| 569 | MISCELLANEOUS APPAREL, ACCESSORY STORES | 7 | 3 | 220 | 204 | 27 | 493 | 6 | 6 |
| FURNITURE, HOME FURNISHINGS, EQUIPMENT STORES | | | | | | | | | |
| 57 | TOTAL | 294 | 222 | 30 748 | 29 238 | 4 920 | 97 405 | 1 130 | 185 |
| 571 | FURNITURE, HOME FURNISHINGS STORES | 188 | 134 | 19 420 | 18 226 | 3 212 | 62 921 | 753 | 118 |
| 5712 | FURNITURE STORES | 120 | 82 | 14 892 | 13 948 | 2 431 | 46 128 | 549 | 75 |
| 5713 | FLOOR COVERING STORES | 31 | 23 | 2 444 | 2 258 | 378 | 7 780 | 83 | 16 |
| 5714 | DRAPERY, CURTAIN, UPHOLSTERY STORES | 23 | 19 | 1 449 | 1 397 | 294 | 5 765 | 95 | 19 |
| 5715 | CHINA, GLASSWARE, METALWARE STORES | 7 | 3 | (0) | (0) | (0) | (0) | (0) | (0) |
| 5719 | MISCELLANEOUS HOME FURNISHINGS STORES | 7 | 7 | (0) | (0) | (0) | (0) | (0) | (0) |
| 572 | HOUSEHOLD APPLIANCE STORES | 59 | 49 | 6 951 | 6 851 | 1 180 | 24 821 | 239 | 27 |
| 5732 | RADIO, TELEVISION STORES | 30 | 28 | 3 320 | 3 238 | 382 | 6 997 | 94 | 25 |
| 5733 | MUSIC STORES | 17 | 11 | 1 057 | 923 | 146 | 2 666 | 44 | 15 |
| | RECORD SHOPS | 6 | 6 | 375 | (0) | (0) | (0) | (0) | (0) |
| | MUSICAL INSTRUMENT STORES | 11 | 5 | 682 | (0) | (0) | (0) | (0) | (0) |

Standard Notes: - Represents zero. (D) Withheld to avoid disclosure. (NA) Not available. (X) Not applicable.
 *Nonstore retailers, part of SIC major group 53, are shown separately in this table.

TABLE 5. Counties With 500 Establishments or More: 1963-Continued

| SIC code | County and kind of business | Establishments | | Sales | | Payroll, entire year (\$1,000) | Payroll, workweek ended nearest Nov. 15 (dollars) | Paid employees, workweek ended nearest Nov. 15 (number) | Active proprietors of unincorporated businesses (number) |
|--|---|----------------|-----------------------|-------------------------------------|---------------------------------------|--------------------------------|---|---|--|
| | | Total (number) | With payroll (number) | Total, all establishments (\$1,000) | Establishments with payroll (\$1,000) | | | | |
| ESSEX COUNTY--CONTINUED | | | | | | | | | |
| EATING, DRINKING PLACES | | | | | | | | | |
| 58 | TOTAL | 1 167 | 991 | 74 151 | 71 517 | 17 791 | 355 543 | 7 407 | 690 |
| 5812 | EATING PLACES | 814 | 654 | 58 243 | 55 929 | 14 346 | 284 162 | 6 101 | 622 |
| | RESTAURANTS, LUNCHROOMS | 473 | 421 | 43 582 | 42 874 | 11 412 | 222 258 | 4 699 | 328 |
| | CAFETERIAS | 30 | 28 | 1 642 | 1 632 | 10 705 | 476 | 205 | 19 |
| | REFRESHMENT PLACES | 267 | 173 | 9 635 | 8 315 | 1 579 | 34 751 | 798 | 238 |
| | CATERERS | 44 | 32 | 3 384 | 3 108 | 879 | 16 448 | 399 | 37 |
| 5813 | DRINKING PLACES (ALCOHOLIC BEVERAGES) | 353 | 337 | 15 908 | 15 588 | 3 445 | 71 381 | 1 306 | 68 |
| DRUG STORES, PROPRIETARY STORES | | | | | | | | | |
| 59PT(591) | TOTAL | 222 | 214 | 28 255 | 28 099 | 4 450 | 82 674 | 1 562 | 110 |
| 591 | DRUG STORES | 217 | 209 | (0) | (0) | (0) | (0) | (0) | (0) |
| | PROPRIETARY STORES | 5 | 5 | (0) | (0) | (0) | (0) | (0) | (0) |
| OTHER RETAIL STORES | | | | | | | | | |
| 59 EX.591 | TOTAL | 1 099 | 703 | 94 847 | 86 043 | 12 240 | 222 672 | 3 056 | 773 |
| 592 | LIQUOR STORES | 172 | 162 | 21 541 | 21 073 | 2 329 | 42 815 | 607 | 33 |
| 593 | ANTIQUA STORES, SECONDHAND STORES | 36 | 30 | 2 329 | 1 167 | 199 | 4 047 | 75 | 88 |
| 5932 | ANTIQUA STORES | 38 | 4 | 875 | (0) | (0) | (0) | (0) | (0) |
| 5933 | SECONDHAND STORES | 58 | 26 | 1 454 | (0) | (0) | (0) | (0) | (0) |
| 594 | BOOK, STATIONERY STORES | 47 | 39 | 2 912 | 2 798 | 428 | 7 890 | 183 | 27 |
| 5942 | BOOK STORES | 13 | 7 | 701 | 651 | 101 | 1 698 | 47 | 8 |
| 5943 | STATIONERY STORES | 34 | 32 | 2 211 | 2 147 | 327 | 6 192 | 136 | 19 |
| 595 | SPORTING GOODS STORES, BICYCLE SHOPS | 41 | 31 | 2 979 | 2 707 | 448 | 8 173 | 122 | 29 |
| 5952 | SPORTING GOODS STORES | 32 | 26 | 2 585 | (0) | (0) | (0) | (0) | (0) |
| 5953 | BICYCLE SHOPS | 9 | 5 | 394 | (0) | (0) | (0) | (0) | (0) |
| 5962 | HAY, GRAIN, FEED STORES | 14 | 14 | 4 244 | 4 244 | 353 | 6 032 | 84 | 5 |
| 5969 | OTHER FARM SUPPLY STORES | - | - | - | - | - | - | - | - |
| | GARDEN SUPPLY STORES | 9 | 9 | 907 | 907 | 138 | 2 571 | 43 | 7 |
| 597 | JEWELRY STORES | 62 | 52 | 5 754 | 5 674 | 971 | 17 078 | 269 | 35 |
| 598 | FUEL, ICE DEALERS | 274 | 172 | 37 315 | 33 461 | 5 222 | 93 019 | 994 | 209 |
| 5982 | COAL AND WOOD DEALERS | 17 | 15 | 2 242 | 2 110 | 336 | 5 243 | 65 | 10 |
| | ICE DEALERS | 6 | - | 32 | - | - | - | - | 6 |
| 5983 | FUEL OIL DEALERS | 243 | 149 | 33 660 | 29 970 | 4 582 | 81 100 | 867 | 189 |
| 5984 | BOTTLED GAS DEALERS | 8 | 8 | 1 381 | 1 381 | 304 | 6 676 | 62 | 4 |
| 5992 | FLORISTS | 105 | 49 | 3 020 | 2 292 | 494 | 8 509 | 164 | 105 |
| 5993 | CIGAR STORES, STANOS | 21 | 9 | 1 265 | 821 | 80 | 1 736 | 29 | 19 |
| 5994 | NEWS DEALERS, NEWSSTANDS | 19 | 13 | 1 364 | 1 270 | 118 | 2 233 | 45 | 18 |
| 5996 | CAMERA, PHOTOGRAPHIC SUPPLY STORES | 21 | 17 | 2 650 | 2 510 | 350 | 6 141 | 70 | 7 |
| 5997 | GIFT, NOVELTY, SOUVENIR SHOPS | 82 | 30 | 2 024 | 1 358 | 263 | 5 304 | 102 | 80 |
| 5998 | OPTICAL GOODS STORES | 39 | 25 | 1 499 | 1 311 | 180 | 3 390 | 54 | 33 |
| 5999 | TYPEWRITER STORES | 4 | 4 | 197 | 197 | 66 | 1 320 | 15 | 1 |
| | LUGGAGE, LEATHER GOODS STORES | 6 | 4 | 281 | 265 | 38 | 722 | 13 | 5 |
| | HOBBY, TOY, GAME SHOPS | 12 | 10 | 1 470 | 1 452 | 178 | 4 649 | 85 | 6 |
| | RELIGIOUS GOODS STORES | 4 | 2 | 36 | (0) | (0) | (0) | (0) | (0) |
| | PET SHOPS | 7 | 3 | 385 | 303 | 37 | 643 | 10 | 6 |
| | OTHER | 64 | 28 | 2 675 | (0) | (0) | (0) | (0) | (0) |
| NONSTORE RETAILERS* | | | | | | | | | |
| 53 PART* | TOTAL | 241 | 53 | 22 478 | 20 106 | 3 641 | 69 754 | 722 | 218 |
| 532 | MAIL-ORDER HOUSES | 9 | 9 | 2 909 | 2 909 | 361 | 6 547 | 138 | 2 |
| 534 | MERCHANDISE VENDING MACHINE OPERATORS | 34 | 16 | 2 453 | 2 203 | 267 | 5 087 | 64 | 32 |
| 535 | DIRECT SELLING (HOUSE-TO-HOUSE) ORGANIZATIONS | 198 | 28 | 17 116 | 14 994 | 3 013 | 58 120 | 520 | 184 |
| FRANKLIN COUNTY | | | | | | | | | |
| RETAIL TRADE, TOTAL | | | | | | | | | |
| | | 562 | 388 | 69 218 | 65 552 | 7 964 | 153 663 | 2 414 | 427 |
| LUMBER, BUILDING MATERIALS, HARDWARE, FARM EQUIPMENT DEALERS | | | | | | | | | |
| 52 | TOTAL | 23 | 19 | 3 498 | 3 390 | 389 | 10 354 | 110 | 9 |
| 521 | LUMBER AND OTHER BUILDING MATERIALS DEALERS | 10 | 8 | 1 999 | 1 961 | 166 | 6 245 | 58 | 5 |
| 522-524 | HEATING, PLUMBING, PAINT, ELECTRICAL STORES | 5 | 3 | (0) | (0) | (0) | (0) | (0) | (0) |
| 5251 | HARDWARE STORES | 7 | 7 | 656 | 656 | 89 | 1 488 | 21 | 1 |
| 5252 | FARM EQUIPMENT DEALERS | 1 | 1 | (0) | (0) | (0) | (0) | (0) | (0) |
| GENERAL MERCHANDISE GROUP STORES* | | | | | | | | | |
| 53 PART* | TOTAL | 18 | 16 | 5 399 | 5 377 | 877 | 16 000 | 305 | 13 |
| 531 | DEPARTMENT STORES | 1 | 1 | (0) | (0) | (0) | (0) | (0) | (0) |
| 533 | LIMITED PRICE VARIETY STORES | 8 | 8 | 1 337 | 1 337 | 211 | 4 647 | 83 | 5 |
| 539 | MISCELLANEOUS GENERAL MERCHANDISE STORES | 9 | 7 | (0) | (0) | (0) | (0) | (0) | (0) |
| FOOD STORES | | | | | | | | | |
| 54 | TOTAL | 78 | 48 | 17 650 | 16 924 | 1 310 | 24 919 | 426 | 66 |
| 541 | GROCERY STORES, INCLUDING DELICATESSENS | 63 | 41 | 16 939 | 16 437 | 1 230 | 23 252 | 397 | 50 |
| 542 | MEAT MARKETS, FISH (SEAFOOD) MARKETS | 1 | 1 | (0) | (0) | (0) | (0) | (0) | (0) |
| 543 | FRUIT STORES, VEGETABLE MARKETS | 7 | 1 | (0) | (0) | (0) | (0) | (0) | (0) |
| 544 | CANDY, NUT, CONFECTIONERY STORES | 1 | 1 | (0) | (0) | (0) | (0) | (0) | (0) |
| 545-549 | OTHER FOOD STORES | 6 | 4 | 302 | 226 | 68 | 1 437 | 25 | 5 |

Standard Notes: - Represents zero. (D) Withheld to avoid disclosure. (NA) Not available. (X) Not applicable.
 *Nonstore retailers, part of SIC major group 53, are shown separately in this table.

TABLE 5. Counties With 500 Establishments or More: 1963-Continued

| SIC code | County and kind of business | Establishments | | Sales | | Payroll, entire year (\$1,000) | Payroll, workweek ended nearest Nov. 15 (dollars) | Paid employees, workweek ended nearest Nov. 15 (number) | Active proprietors of unincorporated businesses (number) |
|--|--|----------------|-----------------------|-------------------------------------|---------------------------------------|--------------------------------|---|---|--|
| | | Total (number) | With payroll (number) | Total, all establishments (\$1,000) | Establishments with payroll (\$1,000) | | | | |
| FRANKLIN COUNTY--CONTINUED | | | | | | | | | |
| AUTOMOTIVE DEALERS | | | | | | | | | |
| 55 EX.554 | TOTAL | 43 | 21 | 11 930 | 11 626 | 1 368 | 25 668 | 286 | 30 |
| GASOLINE SERVICE STATIONS | | | | | | | | | |
| 55PT(554) | TOTAL | 82 | 52 | 4 951 | 4 013 | 357 | 6 810 | 128 | 86 |
| APPAREL, ACCESSORY STORES | | | | | | | | | |
| 56 | TOTAL | 39 | 29 | 3 909 | 3 739 | 551 | 10 533 | 183 | 22 |
| 561,567 | MEN'S, BOYS' APPAREL STORES, CUSTOM TAILORS | 9 | 7 | 825 | 773 | 100 | 1 690 | 26 | 6 |
| 562-3,568 | WOMEN'S CLOTHING, SPECIALTY STORES | 16 | 12 | 1 729 | 1 657 | 231 | 4 969 | 97 | 10 |
| 562 | WOMEN'S READY-TO-WEAR STORES | 9 | 7 | 1 252 | 1 204 | 156 | 3 636 | 70 | 7 |
| 563,568 | WOMEN'S ACCESSORY, SPECIALTY STORES, FURRIERS | 7 | 5 | 477 | 453 | 75 | 1 333 | 27 | 3 |
| 565 | FAMILY CLOTHING STORES | 9 | 5 | 816 | 770 | 120 | 2 176 | 38 | 5 |
| 566 | SHOE STORES | 4 | 4 | (0) | (0) | (0) | (0) | (0) | (0) |
| 564,569 | OTHER APPAREL, ACCESSORY STORES | 1 | 1 | (0) | (0) | (0) | (0) | (0) | (0) |
| FURNITURE, HOME FURNISHINGS, EQUIPMENT STORES | | | | | | | | | |
| 57 | TOTAL | 27 | 19 | 2 378 | 1 992 | 338 | 6 129 | 76 | 14 |
| 571 | FURNITURE, HOME FURNISHINGS STORES | 18 | 10 | 1 261 | 875 | 136 | 2 393 | 33 | 13 |
| 572,573 | HOUSEHOLD APPLIANCE, RADIO, TELEVISION, MUSIC STORES | 9 | 9 | 1 117 | 1 117 | 202 | 3 736 | 43 | 1 |
| EATING, DRINKING PLACES | | | | | | | | | |
| 58 | TOTAL | 90 | 80 | 4 166 | 3 998 | 950 | 18 307 | 408 | 60 |
| 5812 | EATING PLACES | 60 | 52 | 3 317 | 3 199 | 798 | 15 361 | 349 | 43 |
| 5813 | DRINKING PLACES (ALCOHOLIC BEVERAGES) | 30 | 28 | 849 | 799 | 152 | 2 946 | 59 | 17 |
| DRUG STORES, PROPRIETARY STORES | | | | | | | | | |
| 59PT(591) | TOTAL | 16 | 16 | 1 771 | 1 771 | 270 | 5 686 | 106 | 13 |
| 591 | DRUG STORES | 15 | 15 | (0) | (0) | (0) | (0) | (0) | (0) |
| (| PROPRIETARY STORES | 1 | 1 | (0) | (0) | (0) | (0) | (0) | (0) |
| OTHER RETAIL STORES | | | | | | | | | |
| 59 EX.591 | TOTAL | 131 | 83 | 12 608 | 11 910 | 1 410 | 26 337 | 346 | 101 |
| 592 | LIQUOR STORES | 22 | 16 | 1 677 | 1 489 | 184 | 3 236 | 44 | 9 |
| 593 | ANTIQUARIAN, SECONDHAND STORES | 25 | 7 | 304 | 194 | 39 | 696 | 12 | 25 |
| 594 | BODK, STATINERY STORES | 3 | 3 | (0) | (0) | (0) | (0) | (0) | (0) |
| 595 | SPORTING GOODS STORES, BICYCLE SHOPS | 5 | 1 | (0) | (0) | (0) | (0) | (0) | (0) |
| 596 | FARM, GARDEN SUPPLY STORES, INCLUDING FEED STORES | 11 | 9 | 4 386 | 4 252 | 267 | 4 568 | 53 | 4 |
| 597 | JEWELRY STORES | 6 | 4 | 283 | 231 | 28 | 744 | 11 | 4 |
| 598 | FUEL, ICE DEALERS | 28 | 22 | 4 345 | 4 273 | 668 | 12 732 | 133 | 15 |
| 599 | OTHER STORES | 31 | 21 | 1 223 | 1 137 | 157 | 2 949 | 53 | 34 |
| NONSTORE RETAILERS* | | | | | | | | | |
| 53 PART* | TOTAL | 15 | 5 | 958 | 812 | 144 | 2 920 | 40 | 13 |
| HAMPDEN COUNTY | | | | | | | | | |
| RETAIL TRADE, TOTAL | | | | | | | | | |
| | | 3 893 | 2 805 | 622 569 | 598 409 | 77 304 | 1 481 509 | 23 453 | 2 576 |
| LUMBER, BUILDING MATERIALS, HARDWARE, FARM EQUIPMENT DEALERS | | | | | | | | | |
| 52 | TOTAL | 179 | 147 | 28 033 | 27 593 | 4 149 | 74 332 | 838 | 81 |
| 521 | LUMBER YARDS | 31 | 29 | 12 344 | 12 322 | 1 974 | 34 847 | 388 | 9 |
| (| BUILDING MATERIALS DEALERS | 19 | 17 | 3 465 | 3 385 | 470 | 9 154 | 87 | 6 |
| 522 | HEATING, PLUMBING EQUIPMENT DEALERS | 7 | 3 | (0) | (0) | (0) | (0) | (0) | (0) |
| 523 | PAINT, GLASS, WALLPAPER STORES | 42 | 30 | 2 549 | 2 383 | 437 | 8 263 | 88 | 24 |
| 524 | ELECTRICAL SUPPLY STORES | 2 | 2 | (0) | (0) | (0) | (0) | (0) | (0) |
| 5251 | HARDWARE STORES | 67 | 59 | 6 288 | 6 184 | 902 | 15 859 | 212 | 31 |
| 5252 | FARM EQUIPMENT DEALERS | 11 | 7 | 2 169 | 2 119 | 212 | 3 392 | 39 | 6 |
| GENERAL MERCHANDISE GROUP STORES* | | | | | | | | | |
| 53 PART* | TOTAL | 120 | 104 | 90 996 | 90 748 | 13 195 | 253 404 | 4 780 | 65 |
| 531 | DEPARTMENT STORES | 15 | 15 | (0) | (0) | (0) | (0) | (0) | (0) |
| 533 | LIMITED PRICE VARIETY STORES | 59 | 59 | 14 414 | 14 414 | 2 802 | 51 077 | 980 | 28 |
| 539 | GENERAL MERCHANDISE STORES | 25 | 17 | (0) | (0) | (0) | (0) | (0) | (0) |
| (| DRY GOODS STORES | 13 | 9 | 1 696 | 1 644 | 164 | 3 294 | 82 | 11 |
| (| SEWING, NEEDLEWORK STORES | 8 | 4 | 324 | 280 | 20 | 536 | 11 | 9 |
| FOOD STORES | | | | | | | | | |
| 54 | TOTAL | 684 | 416 | 149 135 | 140 003 | 12 347 | 239 805 | 3 935 | 535 |
| 541 | GROCERY STORES, INCLUDING DELICATESSENS | 466 | 282 | 137 095 | 130 289 | 10 922 | 209 767 | 3 375 | 383 |
| 542 | MEAT MARKETS | 25 | 7 | 2 991 | 2 523 | 209 | 5 928 | 71 | 22 |
| (| FISH (SEAFOOD) MARKETS | 12 | 10 | (0) | (0) | (0) | (0) | (0) | (0) |
| 543 | FRUIT STORES, VEGETABLE MARKETS | 25 | 9 | 1 054 | 752 | 52 | 772 | 15 | 26 |
| 544 | CANDY, NUT, CONFECTIONERY STORES | 36 | 16 | 1 296 | 812 | 82 | 1 575 | 39 | 30 |

Standard Notes: - Represents zero. (D) Withheld to avoid disclosure. (NA) Not available. (X) Not applicable.
 *Nonstore retailers, part of SIC major group 53, are shown separately in this table.

TABLE 5. Counties With 500 Establishments or More: 1963-Continued

| SIC code | County and kind of business | Establishments | | Sales | | Payroll, entire year (\$1,000) | Payroll, workweek ended nearest Nov. 15 (dollars) | Paid employees, workweek ended nearest Nov. 15 (number) | Active proprietors of unincorporated businesses (number) |
|---|--|----------------|-----------------------|-------------------------------------|---------------------------------------|--------------------------------|---|---|--|
| | | Total (number) | With payroll (number) | Total, all establishments (\$1,000) | Establishments with payroll (\$1,000) | | | | |
| HAMPDEN COUNTY-CONTINUED | | | | | | | | | |
| FOOD STORES-CONTINUED | | | | | | | | | |
| S45 | DAIRY PRODUCTS STORES | 47 | 33 | 1 280 | 768 | 79 | 2 783 | 37 | 19 |
| S46 | RETAIL BAKERIES | 62 | 56 | 3 447 | 3 295 | 851 | 16 121 | 337 | 36 |
| S462 | RETAIL BAKERIES, MANUFACTURING | 37 | 37 | (D) | (D) | (D) | (D) | (D) | (D) |
| S463 | RETAIL BAKERIES, NONMANUFACTURING | 25 | 19 | (D) | (D) | (D) | (D) | (D) | (D) |
| S49 | EGG AND POULTRY DEALERS | 6 | 2 | (D) | (D) | (D) | (D) | (D) | (D) |
| | OTHER | 5 | 1 | 271 | (D) | (D) | (D) | (D) | (D) |
| AUTOMOTIVE DEALERS | | | | | | | | | |
| SS EX.554 | TOTAL | 203 | 135 | 109 769 | 108 419 | 9 707 | 181 929 | 1 819 | 112 |
| SS1 | PASSENGER CAR DEALERS, FRANCHISED | 57 | 57 | 90 436 | 90 436 | 7 871 | 148 817 | 1 458 | 6 |
| | DOMESTIC CAR DEALERS | 50 | 50 | 77 126 | 77 126 | 6 472 | 125 532 | 1 205 | 6 |
| | IMPORTED CAR DEALERS | 3 | 3 | (D) | (D) | (D) | (D) | (D) | (D) |
| | DOMESTIC AND IMPORTED CAR DEALERS | 4 | 4 | (D) | (D) | (D) | (D) | (D) | (D) |
| SS2 | PASSENGER CAR DEALERS, NONFRANCHISED | 85 | 35 | 13 096 | 12 056 | 867 | 15 452 | 153 | 66 |
| SS3 | TIRE, BATTERY, ACCESSORY DEALERS | 40 | 30 | 4 288 | 4 108 | 780 | 14 311 | 164 | 28 |
| | HOME AND AUTO SUPPLY STORES | 2 | 2 | (D) | (D) | (D) | (D) | (D) | (D) |
| SS9 | MISCELLANEOUS AIRCRAFT, MARINE, AUTOMOTIVE DEALERS | 19 | 11 | (D) | (D) | (D) | (D) | (D) | (D) |
| | AIRCRAFT, BOAT, MOTORCYCLE DEALERS | 14 | 6 | 942 | 812 | 82 | 1 390 | 17 | 10 |
| | HOUSEHOLD TRAILER DEALERS | 3 | 3 | (D) | (D) | (D) | (D) | (D) | (D) |
| | OTHER AUTOMOTIVE DEALERS | 2 | 2 | (D) | (D) | (D) | (D) | (D) | (D) |
| GASOLINE SERVICE STATIONS | | | | | | | | | |
| SSPT(554) | TOTAL | 392 | 310 | 34 320 | 31 430 | 2 907 | 57 336 | 984 | 392 |
| APPAREL, ACCESSORY STORES | | | | | | | | | |
| S6 | TOTAL | 254 | 200 | 33 530 | 32 764 | 5 239 | 98 229 | 1 531 | 132 |
| S61, S67 | MEN'S, BOYS' APPAREL STORES, CUSTOM TAILORS | 57 | 43 | 9 028 | 8 842 | 1 476 | 27 700 | 349 | 33 |
| S61 | MEN'S, BOYS' CLOTHING AND FURNISHINGS STORES | 47 | 41 | 8 805 | (D) | (D) | (D) | (D) | (D) |
| S67 | CUSTOM TAILORS | 10 | 2 | 223 | (D) | (D) | (D) | (D) | (D) |
| S62-3, S68 | WOMEN'S CLOTHING, SPECIALTY STORES | 98 | 74 | 11 228 | 10 910 | 1 977 | 35 272 | 651 | 58 |
| S62 | WOMEN'S READY-TO-WEAR STORES | 51 | 43 | 8 382 | 8 190 | 1 403 | 26 037 | 476 | 27 |
| S63, S68 | WOMEN'S ACCESSORY, SPECIALTY STORES, FURRIERS | 47 | 31 | 2 846 | 2 720 | 574 | 9 235 | 175 | 31 |
| S63 | MILLINERY STORES | 15 | 9 | (D) | (D) | (D) | (D) | (D) | (D) |
| | CORSET, LINGERIE STORES | 6 | 2 | 182 | (D) | (D) | (D) | (D) | (D) |
| | HOSIERY STORES | 3 | 1 | 112 | (D) | (D) | (D) | (D) | (D) |
| SS6 | APPAREL, ACCESSORY, OTHER SPECIALTY STORES | 13 | 13 | 1 885 | 1 885 | 423 | 6 124 | 124 | 8 |
| | FURRIERS, FUR SHOPS | 10 | 6 | (D) | (D) | (D) | (D) | (D) | (D) |
| S65 | FAMILY CLOTHING STORES | 28 | 20 | (D) | (D) | (D) | (D) | (D) | (D) |
| S66 | SHOE STORES | 60 | 54 | 6 197 | 6 061 | 976 | 18 703 | 274 | 18 |
| | MEN'S SHOE STORES | 6 | 4 | (D) | (D) | (D) | (D) | (D) | (D) |
| | WOMEN'S SHOE STORES | 8 | 8 | 1 172 | 1 172 | 207 | 3 780 | 46 | - |
| | CHILDREN'S, JUVENILES' SHOE STORES | 1 | 1 | (D) | (D) | (D) | (D) | (D) | (D) |
| | FAMILY SHOE STORES | 45 | 41 | 4 471 | 4 399 | 700 | 13 657 | 214 | 16 |
| S64 | CHILDREN'S, INFANTS' WEAR STORES | 11 | 9 | (D) | (D) | (D) | (D) | (D) | (D) |
| S69 | MISCELLANEOUS APPAREL, ACCESSORY STORES | - | - | - | - | - | - | - | - |
| FURNITURE, HOME FURNISHINGS, EQUIPMENT STORES | | | | | | | | | |
| S7 | TOTAL | 226 | 160 | 27 968 | 26 828 | 4 239 | 78 180 | 922 | 147 |
| S71 | FURNITURE, HOME FURNISHINGS STORES | 134 | 90 | 15 771 | 15 145 | 2 598 | 47 755 | 517 | 84 |
| S712 | FURNITURE STORES | 81 | 53 | 12 206 | 11 856 | 2 050 | 37 393 | 364 | 47 |
| S713 | FLOOR COVERING STORES | 32 | 24 | 1 957 | 1 819 | 320 | 5 693 | 61 | 18 |
| S714 | DRAPERY, CURTAIN, UPHOLSTERY STORES | 13 | 9 | (D) | (D) | (D) | (D) | (D) | (D) |
| S715 | CHINA, GLASSWARE, METALWARE STORES | 3 | 1 | 197 | (D) | (D) | (D) | (D) | (D) |
| S719 | MISCELLANEOUS HOME FURNISHINGS STORES | 5 | 3 | 134 | (D) | (D) | (D) | (D) | (D) |
| S72 | HOUSEHOLD APPLIANCE STORES | 42 | 30 | 5 848 | 5 566 | 818 | 15 024 | 217 | 25 |
| S732 | RADIO, TELEVISION STORES | 28 | 28 | 5 316 | 5 300 | 720 | 13 611 | 158 | 17 |
| S733 | MUSIC STORES | 22 | 12 | 1 033 | (D) | (D) | (D) | (D) | (D) |
| | RECORD SHOPS | 8 | 4 | (D) | (D) | (D) | (D) | (D) | (D) |
| | MUSICAL INSTRUMENT STORES | 14 | 8 | (D) | (D) | (D) | (D) | (D) | (D) |
| EATING, DRINKING PLACES | | | | | | | | | |
| S8 | TOTAL | 790 | 684 | 46 913 | 45 151 | 11 061 | 223 273 | 4 821 | 417 |
| S812 | EATING PLACES | 526 | 420 | 33 481 | 31 719 | 7 959 | 160 310 | 3 708 | 398 |
| | RESTAURANTS, LUNCHROOMS | 323 | 269 | 23 114 | 22 302 | 5 948 | 119 383 | 2 659 | 236 |
| | CAFETERIAS | 19 | 19 | (D) | (D) | (D) | (D) | (D) | (D) |
| | REFRESHMENT PLACES | 156 | 106 | 7 538 | 6 622 | 1 318 | 26 370 | 717 | 132 |
| | CATERERS | 28 | 26 | (D) | (D) | (D) | (D) | (D) | (D) |
| SS13 | DRINKING PLACES (ALCOHOLIC BEVERAGES) | 264 | 264 | 13 432 | 13 432 | 3 102 | 62 963 | 1 113 | 19 |
| DRUG STORES, PROPRIETARY STORES | | | | | | | | | |
| SSPT(S91) | TOTAL | 181 | 173 | 21 892 | 21 618 | 3 241 | 62 019 | 1 068 | 94 |
| SS91 | DRUG STORES | 179 | 171 | (D) | (D) | (D) | (D) | (D) | (D) |
| | PROPRIETARY STORES | 2 | 2 | (D) | (D) | (D) | (D) | (D) | (D) |
| OTHER RETAIL STORES | | | | | | | | | |
| SS EX. S91 | TOTAL | 634 | 416 | 61 624 | 57 958 | 7 969 | 148 101 | 2 018 | 410 |
| S92 | LIQUOR STORES | 104 | 98 | 15 982 | 15 790 | 1 902 | 33 163 | 491 | 11 |
| S93 | ANTIQUES STORES, SECONDHAND STORES | 62 | 30 | 1 454 | 1 248 | 196 | 3 723 | 63 | 48 |
| S932 | ANTIQUES STORES | 19 | 3 | 163 | (D) | (D) | (D) | (D) | (D) |
| S933 | SECONDHAND STORES | 43 | 27 | 1 291 | (D) | (D) | (D) | (D) | (D) |

Standard Notes: - Represents zero. (D) Withheld to avoid disclosure. (NA) Not available. (X) Not applicable.
 *Nonstore retailers, part of SIC major group 53, are shown separately in this table.

TABLE 5. Counties With 500 Establishments or More: 1963-Continued

| SIC code | County and kind of business | Establishments | | Sales | | Payroll, entire year (\$1,000) | Payroll, workweek ended nearest Nov. 15 (dollars) | Paid employees, workweek ended nearest Nov. 15 (number) | Active proprietors of unincorporated businesses (number) |
|---|---|----------------|-----------------------|-------------------------------------|---------------------------------------|--------------------------------|---|---|--|
| | | Total (number) | With payroll (number) | Total, all establishments (\$1,000) | Establishments with payroll (\$1,000) | | | | |
| HAMPDEN COUNTY--CONTINUED | | | | | | | | | |
| OTHER RETAIL STORES--CONTINUED | | | | | | | | | |
| 594 | BOOK, STATIONERY STORES | 21 | 11 | 2 367 | 2 249 | 489 | 9 308 | 174 | 15 |
| 5942 | BOOK STORES | 6 | 2 | 90 | (0) | (0) | (0) | (0) | (0) |
| 5943 | STATIONERY STORES | 15 | 9 | 2 277 | (0) | (0) | (0) | (0) | (0) |
| 595 | SPORTING GOODS STORES, BICYCLE SHOPS | 39 | 19 | 1 612 | 1 118 | 122 | 2 431 | 43 | 32 |
| 5952 | SPORTING GOODS STORES | 32 | 16 | 1 530 | (0) | (0) | (0) | (0) | (0) |
| 5953 | BICYCLE SHOPS | 7 | 3 | 82 | (0) | (0) | (0) | (0) | (0) |
| 5962 | HAY, GRAIN, FEED STORES | 11 | 11 | 3 174 | 3 174 | 244 | 4 238 | 57 | 3 |
| 5969 | OTHER FARM SUPPLY STORES | 2 | 2 | (0) | (0) | (0) | (0) | (0) | (0) |
| | GARDEN SUPPLY STORES | 18 | 12 | 1 330 | 1 162 | 173 | 2 698 | 37 | 14 |
| 597 | JEWELRY STORES | 42 | 30 | 3 152 | 2 986 | 560 | 10 910 | 146 | 20 |
| 598 | FUEL, ICE DEALERS | 118 | 82 | 23 430 | 22 536 | 2 984 | 57 402 | 610 | 85 |
| 5982 | COAL AND WOOD DEALERS | 7 | 5 | 998 | 958 | 196 | 2 941 | 32 | 4 |
| | ICE DEALERS | 2 | - | 34 | - | - | - | - | 2 |
| 5983 | FUEL OIL DEALERS | 101 | 73 | 21 831 | 21 045 | 2 705 | 52 607 | 548 | 74 |
| 5984 | BOTTLED GAS DEALERS | 8 | 4 | 567 | 533 | 83 | 1 854 | 30 | 5 |
| 5992 | FLORISTS | 52 | 30 | 1 931 | 1 589 | 330 | 6 428 | 117 | 45 |
| 5993 | CIGAR STORES, STANDS | 14 | 8 | 519 | 385 | 26 | 552 | 13 | 14 |
| 5994 | NEWS DEALERS, NEWSSTANDS | 21 | 9 | 793 | 579 | 40 | 779 | 30 | 18 |
| 5996 | CAMERA, PHOTOGRAPHIC SUPPLY STORES | 6 | 4 | (0) | (0) | (0) | (0) | (0) | (0) |
| 5997 | GIFT, NOVELTY, SOUVENIR SHOPS | 20 | 10 | 572 | 412 | 58 | 1 226 | 29 | 18 |
| 5998 | OPTICAL GOODS STORES | 34 | 26 | 1 415 | 1 279 | 314 | 5 614 | 57 | 26 |
| 5999 | TYPEWRITER STORES | 4 | 2 | 170 | (0) | (0) | (0) | (0) | (0) |
| | LUGGAGE, LEATHER GOODS STORES | 2 | - | 18 | - | - | - | - | 2 |
| | HOBBY, TOY, GAME SHOPS | 13 | 5 | 712 | 658 | 62 | 1 516 | 31 | 11 |
| | RELIGIOUS GOODS STORES | 1 | 1 | (0) | (0) | (0) | (0) | (0) | (0) |
| | PET SHOPS | 2 | 2 | (0) | (0) | (0) | (0) | (0) | (0) |
| | OTHER | 48 | 24 | 1 903 | 1 627 | 356 | 5 883 | 91 | 37 |
| NONSTORE RETAILERS* | | | | | | | | | |
| 53 PART* | TOTAL | 230 | 60 | 18 389 | 15 897 | 3 250 | 64 901 | 737 | 191 |
| 532 | MAIL-ORDER HOUSES | 12 | 8 | (0) | (0) | (0) | (0) | (0) | (0) |
| 534 | MERCHANDISE VENDING MACHINE OPERATORS | 21 | 11 | (0) | (0) | (0) | (0) | (0) | (0) |
| 535 | DIRECT SELLING (HOUSE-TO-HOUSE) ORGANIZATIONS | 197 | 41 | 6 793 | 5 035 | 1 255 | 27 724 | 287 | 170 |
| HAMPSHIRE COUNTY | | | | | | | | | |
| RETAIL TRADE, TOTAL | | | | | | | | | |
| | | 896 | 650 | 106 162 | 100 364 | 11 236 | 218 217 | 3 687 | 697 |
| LUMBER, BUILDING MATERIALS, HARDWARE, FARM EQUIPMENT DEALERS | | | | | | | | | |
| 52 | TOTAL | 57 | 37 | 6 145 | 5 731 | 832 | 17 453 | 197 | 31 |
| 521 | LUMBER AND OTHER BUILDING MATERIALS DEALERS | 22 | 14 | 2 743 | 2 597 | 370 | 6 972 | 81 | 11 |
| 522-524 | HEATING, PLUMBING, PAINT, ELECTRICAL STORES | 11 | 9 | 805 | (0) | (0) | (0) | (0) | (0) |
| 5251 | HARDWARE STORES | 17 | 11 | 1 552 | 1 372 | 221 | 3 917 | 59 | 9 |
| 5252 | FARM EQUIPMENT DEALERS | 7 | 3 | 1 045 | (0) | (0) | (0) | (0) | (0) |
| GENERAL MERCHANDISE GROUP STORES* | | | | | | | | | |
| 53 PART* | TOTAL | 26 | 24 | 8 543 | 8 499 | 1 037 | 18 168 | 409 | 12 |
| 531 | DEPARTMENT STORES | 2 | 2 | (0) | (0) | (0) | (0) | (0) | (0) |
| 533 | LIMITED PRICE VARIETY STORES | 11 | 11 | 2 928 | 2 928 | 452 | 8 279 | 203 | 4 |
| 539 | MISCELLANEOUS GENERAL MERCHANDISE STORES | 13 | 11 | (0) | (0) | (0) | (0) | (0) | (0) |
| FOOD STORES | | | | | | | | | |
| 54 | TOTAL | 138 | 88 | 29 150 | 27 524 | 2 025 | 38 708 | 676 | 119 |
| 541 | GROCERY STORES, INCLUDING DELICATESSENS | 104 | 66 | 27 321 | 26 051 | 1 862 | 35 209 | 610 | 86 |
| 542 | MEAT MARKETS, FISH (SEAFOOD) MARKETS | 10 | 6 | 983 | 877 | 69 | 1 494 | 26 | 10 |
| 543 | FRUIT STORES, VEGETABLE MARKETS | 7 | 1 | (0) | (0) | (0) | (0) | (0) | (0) |
| 544 | CANDY, NUT, CONFECTIONERY STORES | 4 | 4 | (0) | (0) | (0) | (0) | (0) | (0) |
| 545-549 | OTHER FOOD STORES | 13 | 11 | 398 | 360 | 77 | 1 814 | 34 | 10 |
| AUTOMOTIVE DEALERS | | | | | | | | | |
| 55 EX.554 | TOTAL | 53 | 31 | 19 354 | 18 322 | 1 677 | 29 201 | 336 | 40 |
| GASLINE SERVICE STATIONS | | | | | | | | | |
| 55PT(554) | TOTAL | 65 | 55 | 6 008 | 5 790 | 517 | 9 990 | 187 | 64 |
| APPAREL, ACCESSORY STORES | | | | | | | | | |
| 56 | TOTAL | 68 | 52 | 6 171 | 5 901 | 922 | 18 867 | 292 | 53 |
| 561,567 | MEN'S, BOYS' APPAREL STORES, CUSTOM TAILORS | 15 | 11 | 1 271 | 1 199 | 137 | 2 536 | 41 | 14 |
| 562-3,568 | WOMEN'S CLOTHING, SPECIALTY STORES | 29 | 25 | 3 174 | 3 138 | 611 | 13 169 | 196 | 21 |
| 562 | WOMEN'S READY-TO-WEAR STORES | 19 | 17 | 2 810 | 2 782 | 575 | 12 333 | 178 | 11 |
| 563,568 | WOMEN'S ACCESSORY, SPECIALTY STORES, FURRIERS | 10 | 8 | 364 | 356 | 36 | 836 | 18 | 10 |
| 565 | FAMILY CLOTHING STORES | 5 | 5 | (0) | (0) | (0) | (0) | (0) | (0) |
| 566 | SHOE STORES | 16 | 10 | 1 418 | 1 274 | 147 | 2 616 | 39 | 11 |
| 564,569 | OTHER APPAREL, ACCESSORY STORES | 3 | 1 | (0) | (0) | (0) | (0) | (0) | (0) |

Standard Notes: - Represents zero. (D) Withheld to avoid disclosure. (NA) Not available. (X) Not applicable.
 *Nonstore retailers, part of SIC major group 53, are shown separately in this table.

TABLE 5. Counties With 500 Establishments or More: 1963-Continued

| SIC code | County and kind of business | Establishments | | Sales | | Payroll, entire year (\$1,000) | Payroll, workweek ended nearest Nov. 15 (dollars) | Paid employees, workweek ended nearest Nov. 15 (number) | Active proprietors of unincorporated businesses (number) |
|--|--|----------------|-----------------------|-------------------------------------|---------------------------------------|--------------------------------|---|---|--|
| | | Total (number) | With payroll (number) | Total, all establishments (\$1,000) | Establishments with payroll (\$1,000) | | | | |
| HAMPSHIRE COUNTY--CONTINUED | | | | | | | | | |
| FURNITURE, HOME FURNISHINGS, EQUIPMENT STORES | | | | | | | | | |
| 57 | TOTAL | 55 | 43 | 3 439 | 3 071 | 388 | 7 830 | 111 | 41 |
| 571 | FURNITURE, HOME FURNISHINGS STORES | 31 | 21 | 2 158 | 1 806 | 239 | 4 624 | 66 | 24 |
| 572,573 | HOUSEHOLD APPLIANCE, RADIO, TELEVISION, MUSIC STORES | 24 | 22 | 1 281 | 1 265 | 149 | 3 206 | 45 | 17 |
| EATING, DRINKING PLACES | | | | | | | | | |
| 58 | TOTAL | 171 | 147 | 7 810 | 7 458 | 1 702 | 34 000 | 787 | 130 |
| 5812 | EATING PLACES | 106 | 84 | 5 551 | 5 227 | 1 260 | 25 172 | 604 | 98 |
| 5813 | DRINKING PLACES (ALCOHOLIC BEVERAGES) | 65 | 63 | 2 259 | 2 231 | 442 | 8 822 | 183 | 32 |
| DRUG STORES, PROPRIETARY STORES | | | | | | | | | |
| 59PT(591) | TOTAL | 30 | 30 | 3 469 | 3 469 | 459 | 9 766 | 174 | 27 |
| 591 | DRUG STORES | 30 | 30 | 3 469 | 3 469 | 459 | 9 766 | 174 | 27 |
| | PROPRIETARY STORES | - | - | - | - | - | - | - | - |
| OTHER RETAIL STORES | | | | | | | | | |
| 59 EX.591 | TOTAL | 200 | 134 | 14 670 | 13 584 | 1 538 | 31 134 | 480 | 153 |
| 592 | LIQUOR STORES | 39 | 33 | 3 500 | 3 274 | 366 | 8 404 | 127 | 20 |
| 593 | ANTIQUe STORES, SECONDHAND STORES | 16 | 4 | 193 | 119 | 23 | 416 | 8 | 15 |
| 594 | BOOK, STATIONERY STORES | 11 | 9 | 842 | 788 | 117 | 2 427 | 59 | 7 |
| 595 | SPORTING GOODS STORES, BICYCLE SHOPS | 11 | 7 | 334 | 312 | 33 | 564 | 9 | 11 |
| 596 | FARM, GARDEN SUPPLY STORES, INCLUDING FEED STORES | 17 | 11 | 2 343 | 2 199 | 178 | 3 249 | 38 | 16 |
| 597 | JEWELRY STORES | 11 | 9 | 538 | 524 | 65 | 1 099 | 20 | 6 |
| 598 | FUEL, ICE DEALERS | 37 | 27 | 4 668 | 4 412 | 518 | 10 407 | 134 | 23 |
| 599 | OTHER STORES | 58 | 34 | 2 252 | 1 956 | 238 | 4 568 | 85 | 55 |
| NONSTORE RETAILERS* | | | | | | | | | |
| 53 PART* | TOTAL | 33 | 9 | 1 403 | 1 015 | 139 | 3 100 | 38 | 27 |
| MIDDLESEX COUNTY | | | | | | | | | |
| RETAIL TRADE, TOTAL | | | | | | | | | |
| | | 9 052 | 6 792 | 1 631 634 | 1 570 750 | 196 110 | 3 777 885 | 58 566 | 5 883 |
| LUMBER, BUILDING MATERIALS, HARDWARE, FARM EQUIPMENT DEALERS | | | | | | | | | |
| 52 | TOTAL | 429 | 339 | 74 592 | 72 762 | 10 089 | 181 829 | 2 019 | 190 |
| 521 | LUMBER YARDS | 68 | 66 | 28 774 | 28 768 | 3 955 | 62 741 | 653 | 10 |
| | BUILDING MATERIALS DEALERS | 71 | 43 | 10 082 | 9 588 | 1 175 | 21 964 | 238 | 48 |
| 522 | HEATING, PLUMBING EQUIPMENT DEALERS | 23 | 13 | 1 688 | 1 480 | 221 | 4 114 | 45 | 16 |
| 523 | PAINT, GLASS, WALLPAPER STORES | 76 | 68 | 5 838 | 5 642 | 903 | 22 136 | 202 | 26 |
| 524 | ELECTRICAL SUPPLY STORES | 10 | 6 | 2 332 | 2 276 | 339 | 5 039 | 54 | 4 |
| 5251 | HARDWARE STORES | 172 | 138 | 25 100 | 24 330 | 3 393 | 63 753 | 804 | 80 |
| 5252 | FARM EQUIPMENT DEALERS | 9 | 5 | 778 | 678 | 103 | 2 082 | 23 | 6 |
| GENERAL MERCHANDISE GROUP STORES* | | | | | | | | | |
| 53 PART* | TOTAL | 259 | 233 | 171 549 | 170 987 | 22 084 | 429 452 | 9 066 | 104 |
| 531 | DEPARTMENT STORES | 42 | 42 | 125 451 | 125 451 | 14 696 | 289 002 | 6 102 | - |
| 533 | LIMITED PRICE VARIETY STORES | 122 | 114 | 27 137 | 26 871 | 4 980 | 92 796 | 2 192 | 46 |
| 539 | GENERAL MERCHANDISE STORES | 40 | 40 | 16 299 | 16 299 | 2 046 | 40 227 | 644 | 18 |
| | DRY GOODS STORES | 22 | 18 | 1 582 | 1 444 | 234 | 4 637 | 75 | 12 |
| | SEWING, NEEDLEWORK STORES | 33 | 19 | 1 080 | 922 | 128 | 2 790 | 53 | 28 |
| FOOD STORES | | | | | | | | | |
| 54 | TOTAL | 1 648 | 1 056 | 430 427 | 409 087 | 35 128 | 695 393 | 11 076 | 1 305 |
| 541 | GROCERY STORES, INCLUDING DELICATESSENS | 1 175 | 707 | 394 895 | 376 915 | 29 736 | 588 284 | 9 182 | 937 |
| 542 | MEAT MARKETS | 84 | 54 | 11 912 | 10 644 | 1 013 | 20 297 | 278 | 75 |
| | FISH (SEAFOOD) MARKETS | 41 | 31 | 2 342 | 2 150 | 204 | 4 807 | 87 | 36 |
| 543 | FRUIT STORES, VEGETABLE MARKETS | 65 | 37 | 3 878 | 3 012 | 252 | 4 857 | 92 | 73 |
| 544 | CANDY, NUT, CONFECTIONERY STORES | 44 | 30 | 1 986 | 1 756 | 298 | 5 968 | 144 | 29 |
| 545 | DAIRY PRODUCTS STORES | 46 | 42 | 3 650 | 3 538 | 355 | 6 524 | 105 | 15 |
| 546 | RETAIL BAKERIES | 179 | 151 | 11 349 | 10 899 | 3 239 | 63 559 | 1 170 | 128 |
| 5462 | RETAIL BAKERIES, MANUFACTURING | 148 | 128 | 9 519 | 9 225 | 2 811 | 55 195 | 1 020 | 113 |
| 5463 | RETAIL BAKERIES, NONMANUFACTURING | 31 | 23 | 1 830 | 1 674 | 428 | 8 364 | 150 | 15 |
| 549 | EGG AND POULTRY DEALERS | 8 | - | 198 | - | - | - | - | 8 |
| | OTHER | 6 | 4 | 217 | 173 | 31 | 1 097 | 18 | 4 |
| AUTOMOTIVE DEALERS | | | | | | | | | |
| 55 EX.554 | TOTAL | 422 | 328 | 263 979 | 261 155 | 26 437 | 468 264 | 4 634 | 187 |
| 551 | PASSENGER CAR DEALERS, FRANCHISED | 198 | 198 | 240 663 | 240 663 | 23 953 | 420 879 | 4 112 | 32 |
| | DOMESTIC CAR DEALERS | 160 | 160 | 201 197 | 201 197 | 19 782 | 349 915 | 3 454 | 26 |
| | IMPORTED CAR DEALERS | 18 | 18 | 10 516 | 10 516 | 1 398 | 26 819 | 235 | 4 |
| | DOMESTIC AND IMPORTED CAR DEALERS | 20 | 20 | 28 950 | 28 950 | 2 773 | 44 145 | 423 | 2 |
| 552 | PASSENGER CAR DEALERS, NONFRANCHISED | 98 | 38 | 10 372 | 8 104 | 626 | 11 360 | 129 | 84 |
| 553 | TIRE, BATTERY, ACCESSORY DEALERS | 91 | 71 | 9 638 | 9 406 | 1 535 | 28 977 | 325 | 49 |
| | HOME AND AUTO SUPPLY STORES | 7 | 7 | 1 088 | 1 088 | 146 | 3 732 | 31 | 2 |
| 559 | MISCELLANEOUS AIRCRAFT, MARINE, AUTOMOTIVE DEALERS | 28 | 14 | 2 218 | 1 894 | 177 | 3 316 | 37 | 20 |
| | AIRCRAFT, BOAT, MOTORCYCLE DEALERS | 20 | 10 | 1 330 | 1 044 | 132 | 2 491 | 28 | 12 |
| | HOUSEHOLD TRAILER DEALERS | 6 | 4 | 866 | 850 | 45 | 825 | 9 | 6 |
| | OTHER AUTOMOTIVE DEALERS | 2 | - | 22 | - | - | - | - | 2 |

Standard Notes: - Represents zero. (D) Withheld to avoid disclosure. (NA) Not available. (X) Not applicable.
 *Nonstore retailers, part of SIC major group 53, are shown separately in this table.

TABLE 5. Counties With 500 Establishments or More: 1963-Continued

| SIC code | County and kind of business | Establishments | | Sales | | Payroll, entire year (\$1,000) | Payroll, workweek ended nearest Nov. 15 (dollars) | Paid employees, workweek ended nearest Nov. 15 (number) | Active proprietors of unincorporated businesses (number) |
|---|---|----------------|-----------------------|-------------------------------------|---------------------------------------|--------------------------------|---|---|--|
| | | Total (number) | With payroll (number) | Total, all establishments (\$1,000) | Establishments with payroll (\$1,000) | | | | |
| MIDDLESEX COUNTY--CONTINUED | | | | | | | | | |
| GASOLINE SERVICE STATIONS | | | | | | | | | |
| 55PT(554) | TOTAL | 936 | 800 | 99 294 | 92 546 | 8 451 | 167 291 | 2 945 | 925 |
| APPAREL, ACCESSORY STORES | | | | | | | | | |
| 56 | TOTAL | 637 | 523 | 80 956 | 78 296 | 11 136 | 213 330 | 3 459 | 350 |
| 561,567 | MEN'S, BOYS' APPAREL STORES, CUSTOM TAILORS | 136 | 112 | 15 557 | 15 005 | 2 073 | 37 306 | 504 | 80 |
| 561 | MEN'S, BOYS' CLOTHING AND FURNISHINGS STORES | 119 | 105 | 15 241 | 14 743 | 2 025 | 36 415 | 492 | 65 |
| 567 | CUSTOM TAILORS | 17 | 7 | 316 | 262 | 48 | 891 | 12 | 15 |
| 562-3,568 | WOMEN'S CLOTHING, SPECIALTY STORES | 234 | 208 | 39 220 | 38 602 | 5 474 | 109 359 | 1 905 | 119 |
| 562 | WOMEN'S READY-TO-WEAR STORES | 138 | 124 | 20 567 | 20 089 | 3 045 | 60 019 | 1 079 | 65 |
| 563,568 | WOMEN'S ACCESSORY, SPECIALTY STORES, FURRIERS | 96 | 84 | 18 653 | 18 513 | 2 429 | 49 340 | 826 | 54 |
| 563 | MILLINERY STORES | 31 | 27 | 1 021 | 987 | 151 | 3 082 | 73 | 17 |
| (| CORSET, LINGERIE STORES | 19 | 15 | 845 | 801 | 167 | 2 934 | 54 | 9 |
| (| HDSIERY STORES | 1 | 1 | (0) | (0) | (0) | (0) | (0) | (0) |
| (| APPAREL, ACCESSORY, OTHER SPECIALTY STORES | 41 | 37 | 16 361 | 16 299 | 2 008 | 40 406 | 673 | 28 |
| 568 | FURRIERS, FUR SHOPS | 4 | 4 | (0) | (0) | (0) | (0) | (0) | (0) |
| 565 | FAMILY CLOTHING STORES | 72 | 46 | 11 471 | 10 813 | 1 573 | 28 961 | 486 | 42 |
| 566 | SHOE STORES | 159 | 135 | 12 276 | 11 658 | 1 757 | 32 602 | 466 | 78 |
| | MEN'S SHOE STORES | 7 | 7 | 638 | 638 | 87 | 1 513 | 26 | 2 |
| | WOMEN'S SHOE STORES | 33 | 33 | 2 462 | 2 462 | 384 | 7 284 | 110 | 13 |
| | CHILDREN'S, JUVENILES' SHOE STORES | 5 | 5 | 432 | 432 | 57 | 1 124 | 13 | 3 |
| 564 | FAMILY SHOE STORES | 114 | 90 | 8 744 | 8 126 | 1 229 | 22 681 | 317 | 60 |
| 564 | CHILDREN'S, INFANTS' WEAR STORES | 31 | 21 | 2 330 | (0) | (0) | (0) | (0) | (0) |
| 569 | MISCELLANEOUS APPAREL, ACCESSORY STORES | 5 | 1 | 102 | (0) | (0) | (0) | (0) | (0) |
| FURNITURE, HOME FURNISHINGS, EQUIPMENT STORES | | | | | | | | | |
| 57 | TOTAL | 536 | 410 | 79 449 | 77 369 | 11 277 | 233 346 | 2 606 | 296 |
| 571 | FURNITURE, HOME FURNISHINGS STORES | 320 | 240 | 39 885 | 38 861 | 7 216 | 139 856 | 1 511 | 176 |
| 5712 | FURNITURE STORES | 191 | 147 | 28 003 | 27 467 | 5 205 | 97 430 | 1 050 | 95 |
| 5713 | FLOOR COVERING STORES | 72 | 58 | 9 589 | 9 337 | 1 585 | 34 111 | 323 | 44 |
| 5714 | ORAPERY, CURTAIN, UPHOLSTERY STORES | 22 | 18 | 1 100 | 1 070 | 240 | 4 783 | 75 | 11 |
| 5715 | CHINA, GLASSWARE, METALWARE STORES | 18 | 6 | 331 | 227 | 55 | 1 089 | 21 | 12 |
| 5719 | MISCELLANEOUS HOME FURNISHINGS STORES | 17 | 11 | 862 | 760 | 131 | 2 443 | 42 | 14 |
| 572 | HOUSEHOLD APPLIANCE STORES | 99 | 77 | 30 205 | 29 679 | 2 562 | 63 837 | 733 | 44 |
| 5732 | RAIO, TELEVISION STORES | 72 | 60 | 6 588 | 6 204 | 1 035 | 19 736 | 242 | 52 |
| 5733 | MUSIC STORES | 45 | 33 | 2 771 | 2 625 | 464 | 9 917 | 120 | 24 |
| | RECORD SHOPS | 17 | 17 | 1 034 | 1 034 | 147 | 2 554 | 42 | 5 |
| | MUSICAL INSTRUMENT STORES | 28 | 16 | 1 737 | 1 591 | 317 | 7 363 | 78 | 19 |
| EATING, DRINKING PLACES | | | | | | | | | |
| 58 | TOTAL | 1 574 | 1 370 | 116 467 | 112 917 | 28 265 | 558 673 | 11 649 | 839 |
| 5812 | EATING PLACES | 1 159 | 959 | 93 373 | 89 895 | 22 879 | 452 540 | 9 814 | 804 |
| | RESTAURANTS, LUNCHROOMS | 686 | 620 | 67 444 | 66 368 | 17 017 | 333 899 | 7 183 | 459 |
| | CAFETERIAS | 72 | 72 | 6 148 | 6 148 | 1 898 | 37 480 | 782 | 22 |
| | REFRESHMENT PLACES | 339 | 221 | 14 516 | 12 400 | 2 579 | 53 802 | 1 262 | 284 |
| | CATERERS | 62 | 46 | 5 265 | 4 979 | 1 385 | 27 359 | 567 | 39 |
| 5813 | DRINKING PLACES (ALCOHOLIC BEVERAGES) | 415 | 411 | 23 094 | 23 022 | 5 386 | 106 133 | 1 835 | 35 |
| DRUG STORES, PROPRIETARY STORES | | | | | | | | | |
| 59PT(591) | TOTAL | 479 | 465 | 58 170 | 57 672 | 9 230 | 175 788 | 3 013 | 238 |
| 591 | DRUG STORES | 451 | 437 | 54 787 | 54 289 | 8 796 | 167 583 | 2 874 | 231 |
| (| PROPRIETARY STORES | 28 | 28 | 3 383 | 3 383 | 434 | 8 205 | 139 | 7 |
| OTHER RETAIL STORES | | | | | | | | | |
| 59 EX,591 | TOTAL | 1 684 | 1 140 | 184 327 | 171 569 | 23 009 | 426 576 | 5 661 | 1 082 |
| 592 | LIQUOR STORES | 291 | 279 | 54 734 | 54 190 | 5 502 | 99 431 | 1 374 | 32 |
| 593 | ANTIQUe STORES, SECONDHANO STORES | 114 | 52 | 3 024 | 2 258 | 512 | 10 417 | 157 | 91 |
| 5932 | ANTIQUe STORES | 41 | 3 | 624 | (0) | (0) | (0) | (0) | (0) |
| 5933 | SECONDHANO STORES | 73 | 49 | 2 400 | (0) | (0) | (0) | (0) | (0) |
| 594 | BOOK, STATIONERY STORES | 91 | 77 | 7 279 | 6 971 | 994 | 19 707 | 394 | 68 |
| 5942 | BOOK STORES | 29 | 23 | 3 317 | 3 259 | 385 | 7 858 | 161 | 21 |
| 5943 | STATIONERY STORES | 62 | 54 | 3 962 | 3 712 | 609 | 11 849 | 233 | 47 |
| 595 | SPORTING GOODS STORES, BICYCLE SHOPS | 76 | 44 | 4 457 | 3 725 | 522 | 11 313 | 136 | 59 |
| 5952 | SPORTING GOODS STORES | 52 | 32 | 3 250 | 2 764 | 373 | 8 350 | 95 | 38 |
| 5953 | BICYCLE SHOPS | 24 | 12 | 1 207 | 961 | 149 | 2 963 | 41 | 21 |
| 5962 | HAY, GRAIN, FEED STORES | 12 | 12 | 5 394 | 5 394 | 420 | 8 147 | 103 | 2 |
| 5969 | OTHER FARM SUPPLY STORES | 3 | 3 | (0) | (0) | (0) | (0) | (0) | (0) |
| (| GARDEN SUPPLY STORES | 14 | 12 | 1 257 | 1 249 | 257 | 4 967 | 60 | 6 |
| 597 | JEWELRY STORES | 123 | 77 | 7 987 | 7 371 | 1 176 | 21 209 | 310 | 76 |
| 598 | FUEL, ICE DEALERS | 449 | 275 | 69 874 | 64 266 | 9 618 | 175 074 | 1 759 | 321 |
| 5982 | COAL AND WOOD DEALERS | 19 | 17 | 2 665 | 2 601 | 291 | 5 687 | 78 | 10 |
| (| ICE DEALERS | 9 | 5 | 446 | 346 | 50 | 1 046 | 11 | 7 |
| 5983 | FUEL OIL DEALERS | 410 | 246 | 64 821 | 59 431 | 8 890 | 160 357 | 1 596 | 298 |
| 5984 | BOTTLE GAS DEALERS | 11 | 7 | 1 942 | 1 888 | 387 | 7 984 | 74 | 6 |
| 5992 | FLORISTS | 133 | 73 | 6 494 | 5 486 | 1 112 | 20 508 | 314 | 117 |
| 5993 | CIGAR STORES, STANOS | 29 | 21 | 2 309 | 1 877 | 168 | 3 458 | 58 | 22 |
| 5994 | NEWS DEALERS, NEWSSTANOS | 45 | 29 | 5 064 | 4 572 | 606 | 11 887 | 396 | 38 |
| 5996 | CAMERA, PHOTOGRAPHIC SUPPLY STORES | 29 | 21 | 3 143 | 2 561 | 327 | 5 838 | 79 | 18 |
| 5997 | GIFT, NOVELTY, SOUVENIR SHOPS | 74 | 42 | 2 414 | 2 032 | 287 | 5 822 | 125 | 64 |
| 5998 | OPTICAL GOODS STORES | 60 | 60 | 3 256 | 2 762 | 603 | 10 921 | 137 | 83 |

Standard Notes: - Represents zero. (D) Withheld to avoid disclosure. (NA) Not available. (X) Not applicable.
 *Nonstore retailers, part of SIC major group 53, are shown separately in this table.

TABLE 5. Counties With 500 Establishments or More: 1963-Continued

| SIC code | County and kind of business | Establishments | | Sales | | Payroll, entire year (\$1,000) | Payroll, workweek ended nearest Nov. 15 (dollars) | Paid employees, workweek ended nearest Nov. 15 (number) | Active proprietors of unincorporated businesses (number) |
|--|--|----------------|--------------|---------------------------|-----------------------------|--------------------------------|---|---|--|
| | | Total | With payroll | Total, all establishments | Establishments with payroll | | | | |
| | | (number) | (number) | (\$1,000) | (\$1,000) | | | | |
| MIDDLESEX COUNTY--CONTINUED | | | | | | | | | |
| OTHER RETAIL STORES--CONTINUED | | | | | | | | | |
| 5999 | TYPEWRITER STORES | 4 | 4 | 208 | 208 | 71 | 1 395 | 12 | 3 |
| | LUGGAGE, LEATHER GOODS STORES | 5 | 3 | 690 | 648 | 91 | 1 670 | 20 | 4 |
| | HOBBY, TOY, GAME SHOPS | 25 | 15 | 2 216 | 2 040 | 265 | 5 429 | 104 | 18 |
| | RELIGIOUS GOODS STORES | 5 | 5 | 141 | 141 | 19 | 366 | 8 | 4 |
| | PET SHOPS | 15 | 7 | 485 | 333 | 41 | 954 | 19 | 14 |
| | OTHER | 57 | 29 | (0) | (0) | (0) | (0) | (0) | (0) |
| NONSTORE RETAILERS* | | | | | | | | | |
| 53 PART* | TOTAL | 448 | 128 | 72 424 | 66 390 | 11 004 | 227 943 | 2 438 | 367 |
| 532 | MAIL-ORDER HOUSES | 26 | 16 | 14 476 | (0) | (0) | (0) | (0) | (0) |
| 534 | MERCHANDISE VENDING MACHINE OPERATORS | 44 | 26 | 30 391 | 29 709 | 4 790 | 107 171 | 1 051 | 23 |
| 535 | DIRECT SELLING (HOUSE-TO-HOUSE) ORGANIZATIONS | 378 | 86 | 27 557 | (0) | (0) | (0) | (0) | (0) |
| NORFOLK COUNTY | | | | | | | | | |
| RETAIL TRADE, TOTAL | | | | | | | | | |
| | | 3 743 | 2 793 | 756 595 | 732 935 | 90 380 | 1 751 603 | 26 742 | 2 323 |
| LUMBER, BUILDING MATERIALS, HARDWARE, FARM EQUIPMENT DEALERS | | | | | | | | | |
| 52 | TOTAL | 174 | 142 | 35 483 | 34 773 | 5 000 | 92 585 | 1 135 | 61 |
| 521 | LUMBER YARDS | 31 | 31 | 13 128 | 13 128 | 1 854 | 34 903 | 494 | 6 |
| | BUILDING MATERIALS DEALERS | 30 | 20 | 11 562 | 11 322 | 1 558 | 28 982 | 281 | 11 |
| 522 | HEATING, PLUMBING EQUIPMENT DEALERS | 7 | 3 | (0) | (0) | (0) | (0) | (0) | (0) |
| 523 | PAINT, GLASS, WALLPAPER STORES | 34 | 28 | 2 810 | 2 578 | 409 | 9 168 | 90 | 12 |
| 524 | ELECTRICAL SUPPLY STORES | 5 | 3 | 1 009 | 967 | 126 | 1 760 | 16 | 2 |
| 5251 | HARDWARE STORES | 63 | 53 | 5 834 | 5 660 | 892 | 15 546 | 230 | 24 |
| 5252 | FARM EQUIPMENT DEALERS | 4 | 4 | (0) | (0) | (0) | (0) | (0) | (0) |
| GENERAL MERCHANDISE GROUP STORES* | | | | | | | | | |
| 53 PART* | TOTAL | 115 | 99 | 66 791 | 66 555 | 8 527 | 158 747 | 3 264 | 46 |
| 531 | DEPARTMENT STORES | 14 | 14 | 47 286 | 47 286 | 5 533 | 101 269 | 2 045 | - |
| 533 | LIMITED PRICE VARIETY STORES | 52 | 52 | 10 824 | 10 824 | 1 867 | 35 133 | 872 | 14 |
| 539 | GENERAL MERCHANDISE STORES | 18 | 14 | 6 116 | 6 052 | 705 | 14 281 | 232 | 11 |
| | DRY GOODS STORES | 15 | 13 | 1 542 | 1 536 | 291 | 5 858 | 81 | 6 |
| | SEWING, NEEDLEWORK STORES | 16 | 6 | 1 023 | 857 | 131 | 2 206 | 34 | 15 |
| FOOD STORES | | | | | | | | | |
| 54 | TOTAL | 582 | 418 | 193 652 | 187 062 | 16 400 | 328 155 | 5 258 | 418 |
| 541 | GROCERY STORES, INCLUDING DELICATESSENS | 366 | 260 | 175 162 | 170 054 | 13 461 | 264 079 | 4 098 | 255 |
| 542 | MEAT MARKETS | 36 | 28 | 4 232 | 3 854 | 377 | 8 058 | 110 | 37 |
| | FISH (SEAFOOD) MARKETS | 17 | 11 | 2 052 | 1 966 | 254 | 4 962 | 74 | 16 |
| 543 | FRUIT STORES, VEGETABLE MARKETS | 23 | 13 | 1 533 | 1 279 | 153 | 2 757 | 39 | 18 |
| 544 | CANDY, NUT, CONFECTIONERY STORES | 22 | 14 | 856 | 742 | 125 | 2 143 | 59 | 20 |
| 545 | DAIRY PRODUCTS STORES | 23 | 19 | 2 595 | 2 353 | 252 | 7 023 | 138 | 8 |
| 546 | RETAIL BAKERIES | 69 | 69 | 6 032 | 6 032 | 1 672 | 37 030 | 705 | 37 |
| 5462 | RETAIL BAKERIES, MANUFACTURING | 64 | 64 | (0) | (0) | (0) | (0) | (0) | (0) |
| 5463 | RETAIL BAKERIES, NONMANUFACTURING | 5 | 5 | (0) | (0) | (0) | (0) | (0) | (0) |
| 549 | EGG AND POULTRY DEALERS | 14 | 2 | 671 | (0) | (0) | (0) | (0) | (0) |
| | OTHER | 12 | 2 | 519 | (0) | (0) | (0) | (0) | (0) |
| AUTOMOTIVE DEALERS | | | | | | | | | |
| 55 EX.554 | TOTAL | 193 | 165 | 170 192 | 169 018 | 16 943 | 320 286 | 3 021 | 70 |
| 551 | PASSENGER CAR DEALERS, FRANCHISED | 115 | 113 | 158 266 | 158 254 | 15 700 | 295 293 | 2 749 | 19 |
| | DOMESTIC CAR DEALERS | 94 | 94 | 136 165 | 136 165 | 13 370 | 253 552 | 2 333 | 12 |
| | IMPORTED CAR DEALERS | 11 | 9 | 6 800 | 6 788 | 803 | 14 569 | 153 | 4 |
| | DOMESTIC AND IMPORTED CAR DEALERS | 10 | 10 | 15 301 | 15 301 | 1 527 | 27 172 | 263 | 3 |
| 552 | PASSENGER CAR DEALERS, NONFRANCHISED | 25 | 15 | 2 203 | 1 873 | 197 | 5 981 | 76 | 19 |
| 553 | TIRE, BATTERY, ACCESSORY DEALERS | 30 | 22 | 4 325 | 4 083 | 694 | 12 231 | 127 | 18 |
| | HOME AND AUTO SUPPLY STORES | 3 | 3 | 160 | 160 | 14 | 305 | 5 | 3 |
| 559 | MISCELLANEOUS AIRCRAFT, MARINE, AUTOMOTIVE DEALERS | 20 | 12 | 5 238 | 4 648 | 338 | 6 476 | 64 | 11 |
| | AIRCRAFT, BOAT, MOTORCYCLE DEALERS | 11 | 9 | 3 564 | 3 480 | 238 | 4 968 | 51 | 2 |
| | HOUSEHOLD TRAILER DEALERS | 8 | 2 | (0) | (0) | (0) | (0) | (0) | (0) |
| | OTHER AUTOMOTIVE DEALERS | 1 | 1 | (0) | (0) | (0) | (0) | (0) | (0) |
| GASOLINE SERVICE STATIONS | | | | | | | | | |
| 55PT(554) | TOTAL | 417 | 343 | 43 477 | 40 593 | 3 608 | 69 632 | 1 233 | 397 |
| APPAREL, ACCESSORY STORES | | | | | | | | | |
| 56 | TOTAL | 281 | 241 | 47 702 | 46 926 | 6 185 | 122 255 | 2 066 | 127 |
| 561,567 | MEN'S, BOYS' APPAREL STORES, CUSTOM TAILORS | 48 | 36 | 6 384 | 6 108 | 923 | 16 613 | 214 | 26 |
| 561 | MEN'S, BOYS' CLOTHING AND FURNISHINGS STORES | 43 | 35 | 6 343 | (0) | (0) | (0) | (0) | (0) |
| 567 | CUSTOM TAILORS | 5 | 1 | 41 | (0) | (0) | (0) | (0) | (0) |

Standard Notes: - Represents zero. (D) Withheld to avoid disclosure. (NA) Not available. (X) Not applicable.
 *Nonstore retailers, part of SIC major group 53, are shown separately in this table.

TABLE 5. Counties With 500 Establishments or More: 1963-Continued

| SIC code | County and kind of business | Establishments | | Sales | | Payroll, entire year | Payroll, workweek ended nearest Nov. 15 | Paid employees, workweek ended nearest Nov. 15 | Active proprietors of unincorporated businesses |
|---|---|----------------|--------------|---------------------------|-----------------------------|----------------------|---|--|---|
| | | Total | With payroll | Total, all establishments | Establishments with payroll | | | | |
| | | (number) | (number) | (\$1,000) | (\$1,000) | (\$1,000) | (dollars) | (number) | (number) |
| NORFOLK COUNTY--CONTINUED | | | | | | | | | |
| APPAREL; ACCESSORY STORES--CONTINUED | | | | | | | | | |
| 562-3+568 | WOMEN'S CLOTHING, SPECIALTY STORES | 118 | 106 | 27 164 | 26 930 | 3 308 | 69 077 | 1 166 | 57 |
| 562 | WOMEN'S READY-TO-WEAR STORES | 72 | 66 | 13 032 | 12 844 | 1 815 | 37 227 | 664 | 35 |
| 563+568 | WOMEN'S ACCESSORY, SPECIALTY STORES, FURRIERS | 46 | 40 | 14 132 | 14 086 | 1 493 | 31 850 | 502 | 22 |
| 563 | MILLINERY STORES | 12 | 10 | 288 | 276 | 44 | 965 | 24 | 8 |
| | CORSET, LINGERIE STORES | 11 | 9 | (0) | (0) | (0) | (0) | (0) | (0) |
| | HOSIERY STORES | 1 | 1 | (0) | (0) | (0) | (0) | (0) | (0) |
| | APPAREL, ACCESSORY, OTHER SPECIALTY STORES | 19 | 19 | 13 187 | 13 187 | 1 356 | 28 960 | 444 | 8 |
| 568 | FURRIERS, FUR SHOPS | 3 | 1 | 60 | (0) | (0) | (0) | (0) | (0) |
| 565 | FAMILY CLOTHING STORES | 20 | 14 | 7 145 | 7 011 | 926 | 17 764 | 414 | 9 |
| 566 | SHOE STORES | 78 | 68 | 5 985 | 5 853 | 887 | 15 968 | 216 | 29 |
| | MEN'S SHOE STORES | 4 | 4 | 404 | 404 | 37 | 685 | 10 | 2 |
| | WOMEN'S SHOE STORES | 20 | 20 | 1 822 | 1 822 | 306 | 5 576 | 76 | 4 |
| | CHILDREN'S, JUVENILES' SHOE STORES | 7 | 5 | 606 | 554 | 89 | 1 705 | 21 | 4 |
| | FAMILY SHOE STORES | 47 | 39 | 3 153 | 3 073 | 455 | 8 002 | 109 | 19 |
| 564 | CHILDREN'S, INFANTS' WEAR STORES | 17 | 17 | 1 024 | 1 024 | 141 | 2 833 | 56 | 6 |
| 569 | MISCELLANEOUS APPAREL, ACCESSORY STORES | - | - | - | - | - | - | - | - |
| FURNITURE, HOME FURNISHINGS, EQUIPMENT STORES | | | | | | | | | |
| 57 | TOTAL | 222 | 152 | 23 349 | 21 951 | 3 302 | 61 327 | 700 | 137 |
| 571 | FURNITURE, HOME FURNISHINGS STORES | 129 | 79 | 14 224 | 13 172 | 2 066 | 38 395 | 429 | 90 |
| 5712 | FURNITURE STORES | 75 | 43 | 9 104 | 8 390 | 1 191 | 20 206 | 233 | 50 |
| 5713 | FLOOR COVERING STORES | 25 | 19 | 3 954 | 3 700 | 676 | 14 162 | 131 | 16 |
| 5714 | ORAPERY, CURTAIN, UPHOLSTERY STORES | 18 | 10 | 679 | 577 | 112 | 2 371 | 42 | 17 |
| 5715 | CHINA, GLASSWARE, METALWARE STORES | 1 | 1 | (0) | (0) | (0) | (0) | (0) | (0) |
| 5719 | MISCELLANEOUS HOME FURNISHINGS STORES | 10 | 6 | (0) | (0) | (0) | (0) | (0) | (0) |
| 572 | HOUSEHOLD APPLIANCE STORES | 44 | 32 | 4 624 | 4 456 | 563 | 10 632 | 115 | 22 |
| 5732 | RAADIO, TELEVISION STORES | 35 | 29 | 3 302 | 3 228 | 485 | 9 336 | 120 | 19 |
| 5733 | MUSIC STORES | 14 | 12 | 1 165 | 1 165 | 188 | 2 964 | 36 | 6 |
| | RECORD SHOPS | 4 | 4 | 264 | 264 | 46 | 905 | 14 | 3 |
| | MUSICAL INSTRUMENT STORES | 10 | 8 | 935 | 901 | 142 | 2 059 | 22 | 3 |
| EATING, DRINKING PLACES | | | | | | | | | |
| 58 | TOTAL | 543 | 503 | 49 718 | 49 134 | 12 726 | 250 756 | 5 497 | 256 |
| 5812 | EATING PLACES | 392 | 358 | 40 597 | 40 091 | 10 631 | 208 941 | 4 723 | 228 |
| | RESTAURANTS, LUNCHROOMS | 249 | 231 | 30 852 | 30 588 | 8 261 | 164 971 | 3 632 | 146 |
| | CAFETERIAS | 27 | 27 | 2 242 | 2 242 | 614 | 11 728 | 233 | 12 |
| | REFRESHMENT PLACES | 90 | 74 | 5 102 | 4 860 | 1 007 | 20 272 | 543 | 57 |
| | CATERERS | 26 | 26 | 2 401 | 2 401 | 749 | 11 970 | 315 | 13 |
| 5813 | DRINKING PLACES (ALCOHOLIC BEVERAGES) | 151 | 145 | 9 121 | 9 043 | 2 095 | 41 815 | 774 | 28 |
| DRUG STORES; PROPRIETARY STORES | | | | | | | | | |
| 59PT(591) | TOTAL | 183 | 181 | 26 143 | 25 993 | 4 076 | 83 468 | 1 439 | 71 |
| 591 | DRUG STORES | 171 | 171 | 23 158 | 23 074 | 3 709 | 71 403 | 1 193 | 66 |
| | PROPRIETARY STORES | 12 | 10 | 2 985 | 2 919 | 367 | 12 065 | 246 | 5 |
| OTHER RETAIL STORES | | | | | | | | | |
| 59 EX-591 | TOTAL | 787 | 493 | 75 148 | 69 228 | 9 786 | 186 849 | 2 445 | 535 |
| 592 | LIQUOR STORES | 97 | 97 | 15 888 | 15 888 | 1 576 | 29 804 | 419 | 5 |
| 593 | ANTIQUE STORES, SECONOHANO STORES | 69 | 13 | 1 905 | 979 | 159 | 2 182 | 42 | 75 |
| 5932 | ANTIQUE STORES | 37 | 3 | 916 | (0) | (0) | (0) | (0) | (0) |
| 5933 | SECONOHANO STORES | 32 | 10 | 989 | (0) | (0) | (0) | (0) | (0) |
| 594 | BOOK, STATIONERY STORES | 45 | 37 | 3 209 | 3 073 | 520 | 9 909 | 187 | 33 |
| 5942 | BOOK STORES | 15 | 11 | 1 255 | 1 231 | 203 | 4 001 | 85 | 7 |
| 5943 | STATIONERY STORES | 30 | 26 | 1 954 | 1 772 | 317 | 5 908 | 102 | 26 |
| 595 | SPORTING GOODS STORES, BICYCLE SHOPS | 31 | 15 | 1 162 | 748 | *79 | 1 938 | 31 | 27 |
| 5952 | SPORTING GOODS STORES | 23 | 13 | 959 | (0) | (0) | (0) | (0) | (0) |
| 5953 | BICYCLE SHOPS | 8 | 2 | 203 | (0) | (0) | (0) | (0) | (0) |
| 5962 | HAY, GRAIN, FEED STORES | 9 | 7 | 2 206 | 2 112 | 146 | 2 732 | 34 | 3 |
| 5969 | OTHER FARM SUPPLY STORES | 1 | 1 | (0) | (0) | (0) | (0) | (0) | (0) |
| | GARDEN SUPPLY STORES | 12 | 4 | 308 | 228 | 43 | 821 | 15 | 10 |
| 597 | JEWELRY STORES | 51 | 31 | 3 053 | 2 607 | 402 | 7 596 | 101 | 34 |
| 598 | FUEL, ICE DEALERS | 205 | 135 | 32 195 | 30 055 | 4 629 | 90 749 | 820 | 136 |
| 5982 | COAL AND WOOD DEALERS | 11 | 7 | 1 383 | 1 239 | 193 | 3 608 | 39 | 8 |
| | ICE DEALERS | 4 | - | 102 | - | - | - | - | 4 |
| 5983 | FUEL OIL DEALERS | 182 | 124 | 30 154 | 28 324 | 4 341 | 85 337 | 765 | 118 |
| 5984 | BOTTLE GAS DEALERS | 8 | 4 | 556 | 492 | 95 | 1 804 | 16 | 6 |
| 5992 | FLORISTS | 61 | 33 | 3 089 | 2 715 | 604 | 9 438 | 136 | 55 |
| 5993 | CIGAR STORES, STANOS | 3 | 1 | 116 | (0) | (0) | (0) | (0) | (0) |
| 5994 | NEWS DEALERS, NEWSSTANOS | 26 | 22 | 3 228 | 3 194 | 336 | 6 541 | 163 | 23 |
| 5996 | CAMERA, PHOTOGRAPHIC SUPPLY STORES | 12 | 12 | 860 | 858 | 127 | 2 360 | 28 | 4 |
| 5997 | GIFT, NOVELTY, SOUVENIR SHOPS | 38 | 22 | 1 405 | 1 239 | 214 | 5 021 | 80 | 31 |
| 5998 | OPTICAL GOODS STORES | 42 | 20 | 1 049 | 755 | 170 | 3 061 | 41 | 39 |
| 5999 | TYPEWRITER STORES | 4 | 2 | 362 | (0) | (0) | (0) | (0) | (0) |
| | LUGGAGE, LEATHER GOODS STORES | 3 | 1 | (0) | (0) | (0) | (0) | (0) | (0) |
| | HOBBY, TOY, GAME SHOPS | 15 | 9 | 1 945 | 1 819 | 301 | 5 854 | 113 | 8 |
| | RELIGIOUS GOODS STORES | 1 | 1 | (0) | (0) | (0) | (0) | (0) | (0) |
| | PET SHOPS | 7 | 5 | 194 | 156 | 24 | 520 | 12 | 7 |
| | OTHER | 55 | 25 | 2 694 | 2 156 | 333 | 5 903 | 94 | 37 |

Standard Notes: - Represents zero. (D) Withheld to avoid disclosure. (NA) Not available. (X) Not applicable.
 *Nonstore retailers, part of SIC major group 53, are shown separately in this table.

TABLE 5. Counties With 500 Establishments or More: 1963-Continued

| SIC code | County and kind of business | Establishments | | Sales | | Payroll, entire year (\$1,000) | Payroll, workweek ended nearest Nov. 15 (dollars) | Paid employees, workweek ended nearest Nov. 15 (number) | Active proprietors of unincorporated businesses (number) |
|--|--|----------------|--------------|---------------------------|-----------------------------|--------------------------------|---|---|--|
| | | Total | With payroll | Total, all establishments | Establishments with payroll | | | | |
| | | (number) | (number) | (\$1,000) | (\$1,000) | | | | |
| NORFOLK COUNTY--CONTINUED | | | | | | | | | |
| NONSTORE RETAILERS* | | | | | | | | | |
| 53 PART* | TOTAL | 246 | 56 | 24 940 | 21 702 | 3 827 | 77 543 | 684 | 205 |
| 532 | MAIL-ORDER HOUSES | 11 | 7 | 2 055 | (0) | (0) | (0) | (0) | (0) |
| 534 | MERCHANDISE VENDING MACHINE OPERATORS | 24 | 16 | 4 806 | 4 738 | 488 | 9 314 | 98 | 14 |
| 535 | DIRECT SELLING (HOUSE-TO-HOUSE) ORGANIZATIONS | 211 | 33 | 18 079 | (0) | (0) | (0) | (0) | (0) |
| PLYMOUTH COUNTY | | | | | | | | | |
| RETAIL TRADE, TOTAL | | | | | | | | | |
| | | 2 671 | 1 919 | 359 105 | 341 615 | 41 836 | 802 296 | 12 998 | 1 921 |
| LUMBER, BUILDING MATERIALS, HARDWARE, FARM EQUIPMENT DEALERS | | | | | | | | | |
| 52 | TOTAL | 138 | 114 | 18 170 | 17 642 | 2 654 | 51 412 | 617 | 68 |
| 521 | LUMBER AND OTHER BUILDING MATERIALS DEALERS | 55 | 49 | 12 142 | 12 042 | 1 568 | 29 335 | 367 | 22 |
| 522-524 | HEATING, PLUMBING, PAINT, ELECTRICAL STORES | 36 | 28 | 2 221 | (0) | (0) | (0) | (0) | (0) |
| 5251 | HARDWARE STORES | 41 | 35 | 2 885 | 2 757 | 479 | 8 592 | 125 | 23 |
| 5252 | FARM EQUIPMENT DEALERS | 6 | 2 | 922 | (0) | (0) | (0) | (0) | (0) |
| GENERAL MERCHANDISE GROUP STORES* | | | | | | | | | |
| 53 PART* | TOTAL | 85 | 75 | 36 189 | 36 077 | 4 978 | 92 972 | 1 809 | 44 |
| 531 | DEPARTMENT STORES | 9 | 9 | (0) | (0) | (0) | (0) | (0) | (0) |
| 533 | LIMITED PRICE VARIETY STORES | 35 | 35 | 6 225 | 6 225 | 1 065 | 18 650 | 429 | 16 |
| 539 | MISCELLANEOUS GENERAL MERCHANDISE STORES | 41 | 31 | (0) | (0) | (0) | (0) | (0) | (0) |
| FOOD STORES | | | | | | | | | |
| 54 | TOTAL | 444 | 280 | 100 900 | 95 712 | 7 813 | 149 877 | 2 633 | 379 |
| 541 | GROCERY STORES, INCLUDING DELICATESSENS | 320 | 198 | 94 994 | 90 732 | 7 014 | 134 197 | 2 306 | 265 |
| 542 | MEAT MARKETS, FISH (SEAFOOD) MARKETS | 27 | 15 | 1 706 | 1 252 | 101 | 1 887 | 56 | 29 |
| 543 | FRUIT STORES, VEGETABLE MARKETS | 15 | 5 | 537 | 315 | 26 | 470 | 13 | 19 |
| 544 | CANDY, NUT, CONFECTIONERY STORES | 12 | 10 | 431 | 391 | 54 | 928 | 30 | 8 |
| 545-549 | OTHER FOOD STORES | 70 | 52 | 3 232 | 3 022 | 618 | 12 395 | 228 | 58 |
| AUTOMOTIVE DEALERS | | | | | | | | | |
| 55 Ex.554 | TOTAL | 150 | 114 | 56 726 | 55 152 | 5 575 | 101 972 | 1 030 | 85 |
| GASOLINE SERVICE STATIONS | | | | | | | | | |
| 55PT(554) | TOTAL | 280 | 218 | 22 860 | 20 482 | 1 756 | 33 621 | 615 | 255 |
| APPAREL, ACCESSORY STORES | | | | | | | | | |
| 56 | TOTAL | 166 | 134 | 19 148 | 18 430 | 2 542 | 45 777 | 744 | 97 |
| 561,567 | MEN'S, BOYS' APPAREL STORES, CUSTOM TAILORS | 27 | 21 | 3 651 | 3 355 | 492 | 8 474 | 115 | 15 |
| 562-3,568 | WOMEN'S CLOTHING, SPECIALTY STORES | 67 | 59 | 9 425 | 9 279 | 1 207 | 22 635 | 408 | 37 |
| 562 | WOMEN'S READY-TO-WEAR STORES | 42 | 36 | 4 374 | 4 254 | 739 | 12 914 | 231 | 27 |
| 563,568 | WOMEN'S ACCESSORY, SPECIALTY STORES, FURRIERS | 25 | 23 | 5 051 | 5 025 | 468 | 9 721 | 177 | 10 |
| 565 | FAMILY CLOTHING STORES | 21 | 17 | 2 474 | 2 402 | 361 | 6 309 | 99 | 11 |
| 566 | SHOE STORES | 42 | 30 | 3 202 | 3 044 | 446 | 7 659 | 102 | 28 |
| 564,569 | OTHER APPAREL, ACCESSORY STORES | 9 | 7 | 396 | 350 | 36 | 700 | 20 | 6 |
| FURNITURE, HOME FURNISHINGS, EQUIPMENT STORES | | | | | | | | | |
| 57 | TOTAL | 118 | 90 | 10 985 | 10 619 | 1 798 | 34 461 | 416 | 74 |
| 571 | FURNITURE, HOME FURNISHINGS STORES | 78 | 54 | 7 430 | 7 128 | 1 318 | 24 084 | 272 | 53 |
| 572,573 | HOUSEHOLD APPLIANCE, RADIO, TELEVISION, MUSIC STORES | 40 | 36 | 3 555 | 3 491 | 480 | 10 377 | 144 | 21 |
| EATING, DRINKING PLACES | | | | | | | | | |
| 58 | TOTAL | 494 | 422 | 26 290 | 25 426 | 6 169 | 120 603 | 2 752 | 317 |
| 5812 | EATING PLACES | 369 | 303 | 20 722 | 19 972 | 4 960 | 96 666 | 2 303 | 281 |
| 5813 | DRINKING PLACES (ALCOHOLIC BEVERAGES) | 125 | 119 | 5 568 | 5 454 | 1 209 | 23 937 | 449 | 36 |
| DRUG STORES, PROPRIETARY STORES | | | | | | | | | |
| 59PT(591) | TOTAL | 83 | 81 | 10 955 | 10 835 | 1 813 | 33 929 | 597 | 33 |
| 591 | DRUG STORES | 76 | 76 | 10 358 | 10 340 | 1 753 | 32 892 | 575 | 28 |
| (| PROPRIETARY STORES | 7 | 5 | 597 | 495 | 60 | 1 037 | 22 | 5 |
| OTHER RETAIL STORES | | | | | | | | | |
| 59 Ex.591 | TOTAL | 573 | 351 | 45 145 | 40 925 | 5 274 | 98 535 | 1 430 | 455 |
| 592 | LIQUOR STORES | 107 | 99 | 12 291 | 11 993 | 1 195 | 21 097 | 312 | 29 |
| 593 | ANTIQUA STORES, SECONDHAND STORES | 65 | 21 | 1 393 | 929 | 154 | 2 764 | 54 | 67 |
| 594 | BOOK, STATIONERY STORES | 18 | 12 | 806 | 748 | 164 | 3 063 | 53 | 14 |
| 595 | SPORTING GOODS STORES, BICYCLE SHOPS | 19 | 9 | 775 | 579 | 76 | 1 194 | 21 | 16 |
| 596 | FARM, GARDEN SUPPLY STORES, INCLUDING FEEO STORES | 24 | 20 | 3 068 | 3 046 | 282 | 5 266 | 68 | 17 |
| 597 | JEWELRY STORES | 26 | 18 | 1 919 | 1 633 | 309 | 5 729 | 83 | 24 |
| 598 | FUEL, ICE DEALERS | 124 | 78 | 17 166 | 15 894 | 2 230 | 41 062 | 451 | 101 |
| 599 | OTHER STORES | 190 | 94 | 7 727 | 6 103 | 864 | 18 360 | 388 | 187 |
| NONSTORE RETAILERS* | | | | | | | | | |
| 53 PART* | TOTAL | 140 | 40 | 11 737 | 10 315 | 1 464 | 39 137 | 355 | 114 |

Standard Notes: - Represents zero. (D) Withheld to avoid disclosure. (NA) Not available. (X) Not applicable.
*Nonstore retailers, part of SIC major group 53, are shown separately in this table.

TABLE 5. Counties With 500 Establishments or More: 1963-Continued

| SIC code | County and kind of business | Establishments | | Sales | | Payroll, entire year (\$1,000) | Payroll, workweek ended nearest Nov. 15 (dollars) | Paid employees, workweek ended nearest Nov. 15 (number) | Active proprietors of unincorporated businesses (number) |
|-----------------------|--|----------------|-----------------------|-------------------------------------|---------------------------------------|--------------------------------|---|---|--|
| | | Total (number) | With payroll (number) | Total, all establishments (\$1,000) | Establishments with payroll (\$1,000) | | | | |
| SUFFOLK COUNTY | | | | | | | | | |
| | RETAIL TRADE, TOTAL | 7 833 | 5 783 | 1 352 477 | 1 302 119 | 205 561 | 4 067 952 | 59 201 | 4 641 |
| | LUMBER, BUILDING MATERIALS, HARDWARE, FARM EQUIPMENT DEALERS | | | | | | | | |
| 52 | TOTAL | 216 | 172 | 25 175 | 24 507 | 3 524 | 65 766 | 786 | 94 |
| 521 | LUMBER YARDS | 24 | 24 | 7 073 | 7 073 | 983 | 18 398 | 193 | 7 |
| | BUILDING MATERIALS DEALERS | 17 | 13 | 1 797 | 1 621 | 209 | 3 850 | 44 | 18 |
| 522 | HEATING, PLUMBING EQUIPMENT DEALERS | 13 | 9 | 1 717 | (D) | (D) | (D) | (D) | (D) |
| 523 | PAINT, GLASS, WALLPAPER STORES | 40 | 36 | 3 955 | 3 331 | 496 | 10 192 | 119 | 17 |
| 524 | ELECTRICAL SUPPLY STORES | 6 | 2 | 325 | (D) | (D) | (D) | (D) | (D) |
| 5251 | HARDWARE STORES | 106 | 88 | 10 308 | 10 046 | 1 515 | 27 410 | 362 | 41 |
| 5252 | FARM EQUIPMENT DEALERS | - | - | - | - | - | - | - | - |
| | GENERAL MERCHANDISE GROUP STORES* | | | | | | | | |
| 53 PART* | TOTAL | 210 | 174 | 262 542 | 261 770 | 48 601 | 1 026 306 | 14 236 | 112 |
| 531 | DEPARTMENT STORES | 15 | 15 | 232 295 | 232 295 | 43 216 | 924 404 | 12 784 | - |
| 533 | LIMITED PRICE VARIETY STORES | 84 | 74 | 16 761 | 16 553 | 3 222 | 58 111 | 1 397 | 44 |
| 539 | GENERAL MERCHANDISE STORES | 52 | 42 | 9 067 | 8 811 | 1 504 | 30 486 | 444 | 28 |
| | DRY GOODS STORES | 39 | 35 | 3 985 | 3 805 | 623 | 12 529 | 192 | 24 |
| | SEWING, NEEDLEWORK STORES | 20 | 8 | 434 | 306 | 36 | 776 | 19 | 16 |
| | FOOD STORES | | | | | | | | |
| 54 | TOTAL | 1 626 | 980 | 265 051 | 243 873 | 22 240 | 460 509 | 6 904 | 1 312 |
| 541 | GROCERY STORES, INCLUDING DELICATESSENS | 977 | 527 | 221 475 | 204 841 | 16 889 | 356 992 | 5 168 | 786 |
| 542 | MEAT MARKETS | 215 | 155 | 19 450 | 17 444 | 1 637 | 31 452 | 437 | 197 |
| | FISH (SEAFOOD) MARKETS | 48 | 24 | 2 064 | 1 694 | 207 | 4 158 | 57 | 41 |
| 543 | FRUIT STORES, VEGETABLE MARKETS | 02 | 48 | 5 624 | 4 796 | 438 | 8 396 | 138 | 92 |
| 544 | CANDY, NUT, CONFECTIONERY STORES | 65 | 51 | 3 483 | 3 285 | 580 | 9 771 | 235 | 30 |
| 545 | DAIRY PRODUCTS STORES | 40 | 32 | 3 329 | (D) | (D) | (D) | (D) | (D) |
| 546 | RETAIL BAKERIES | 157 | 133 | 8 221 | 7 823 | 2 093 | 42 013 | 759 | 121 |
| 5462 | RETAIL BAKERIES, MANUFACTURING | 122 | 108 | 6 531 | 6 343 | 1 798 | 36 165 | 651 | 101 |
| 5463 | RETAIL BAKERIES, NONMANUFACTURING | 35 | 25 | 1 690 | 1 480 | 295 | 5 848 | 108 | 20 |
| 549 | EGG AND POULTRY DEALERS | 19 | 5 | 807 | 475 | 37 | 795 | 15 | 20 |
| | OTHER | 13 | 5 | 598 | (D) | (D) | (D) | (D) | (D) |
| | AUTOMOTIVE DEALERS | | | | | | | | |
| 55 EX-554 | TOTAL | 179 | 135 | 136 927 | 136 197 | 13 055 | 241 668 | 2 074 | 82 |
| 551 | PASSENGER CAR DEALERS, FRANCHISED | 65 | 65 | 123 131 | 123 131 | 11 207 | 209 001 | 1 728 | 15 |
| | DOMESTIC CAR DEALERS | 53 | 53 | 88 784 | 88 784 | 7 942 | 151 200 | 1 258 | 12 |
| | IMPORTED CAR DEALERS | 3 | 3 | (D) | (D) | (D) | (D) | (D) | (D) |
| | DOMESTIC AND IMPORTED CAR DEALERS | 9 | 9 | (D) | (D) | (D) | (D) | (D) | (D) |
| 552 | PASSENGER CAR DEALERS, NONFRANCHISED | 49 | 25 | 4 864 | 4 384 | 400 | 7 616 | 75 | 33 |
| 553 | TIRE, BATTERY, ACCESSORY DEALERS | 49 | 31 | 5 815 | 5 615 | 994 | 17 973 | 193 | 28 |
| | HOME AND AUTO SUPPLY STORES | - | - | - | - | - | - | - | - |
| 559 | MISCELLANEOUS AIRCRAFT, MARINE, AUTOMOTIVE DEALERS | 16 | 14 | 3 117 | 3 067 | 454 | 7 078 | 78 | 6 |
| | AIRCRAFT, BOAT, MOTORCYCLE DEALERS | 14 | 12 | (D) | (D) | (D) | (D) | (D) | (D) |
| | HOUSEHOLD TRAILER DEALERS | 1 | 1 | (D) | (D) | (D) | (D) | (D) | (D) |
| | OTHER AUTOMOTIVE DEALERS | 1 | 1 | (D) | (D) | (D) | (D) | (D) | (D) |
| | GASOLINE SERVICE STATIONS | | | | | | | | |
| 55PT(554) | TOTAL | 466 | 380 | 49 456 | 45 236 | 4 257 | 81 614 | 1 368 | 448 |
| | APPAREL, ACCESSORY STORES | | | | | | | | |
| 56 | TOTAL | 726 | 564 | 110 813 | 107 829 | 20 194 | 370 017 | 5 327 | 387 |
| 561,567 | MEN'S, BOYS' APPAREL STORES, CUSTOM TAILORS | 166 | 126 | 28 722 | 28 074 | 5 982 | 101 501 | 1 236 | 89 |
| 561 | MEN'S, BOYS' CLOTHING AND FURNISHINGS STORES | 131 | 113 | 27 704 | 27 180 | 5 773 | 97 035 | 1 179 | 58 |
| 567 | CUSTOM TAILORS | 35 | 13 | 1 018 | 894 | 209 | 4 466 | 57 | 31 |
| 562-3,568 | WOMEN'S CLOTHING, SPECIALTY STORES | 274 | 234 | 53 152 | 52 726 | 9 893 | 184 661 | 3 039 | 152 |
| 562 | WOMEN'S READY-TO-WEAR STORES | 137 | 123 | 41 866 | 41 668 | 7 819 | 145 107 | 2 429 | 69 |
| 563,568 | WOMEN'S ACCESSORY, SPECIALTY STORES, FURRIERS | 137 | 111 | 11 286 | 11 058 | 2 074 | 39 554 | 610 | 83 |
| 563 | MILLINERY STORES | 35 | 25 | 1 703 | 1 651 | 439 | 6 325 | 120 | 21 |
| | CORSET, LINGERIE STORES | 17 | 15 | (D) | (D) | (D) | (D) | (D) | (D) |
| | HOSIERY STORES | 2 | 2 | (D) | (D) | (D) | (D) | (D) | (D) |
| | APPAREL, ACCESSORY, OTHER SPECIALTY STORES | 30 | 26 | 3 300 | 3 246 | 426 | 8 411 | 194 | 20 |
| 568 | FURRIERS, FUR SHOPS | 53 | 43 | 4 725 | 4 619 | 901 | 18 945 | 198 | 31 |
| 565 | FAMILY CLOTHING STORES | 44 | 40 | 7 470 | 6 410 | 943 | 19 382 | 279 | 64 |
| 566 | SHOE STORES | 175 | 143 | 19 401 | 18 661 | 3 098 | 59 330 | 687 | 65 |
| | MEN'S SHOE STORES | 32 | 32 | 3 914 | 3 914 | 553 | 9 687 | 99 | 4 |
| | WOMEN'S SHOE STORES | 50 | 46 | 7 638 | 7 564 | 1 345 | 28 003 | 320 | 13 |
| | CHILDREN'S, JUVENILES' SHOE STORES | 3 | 3 | 442 | 442 | 68 | 1 104 | 13 | 2 |
| | FAMILY SHOE STORES | 90 | 62 | 7 407 | 6 741 | 1 132 | 20 536 | 255 | 46 |
| 564 | CHILDREN'S, INFANTS' WEAR STORES | 20 | 18 | 1 546 | (D) | (D) | (D) | (D) | (D) |
| 569 | MISCELLANEOUS APPAREL, ACCESSORY STORES | 7 | 3 | 522 | (D) | (D) | (D) | (D) | (D) |
| | FURNITURE, HOME FURNISHINGS, EQUIPMENT STORES | | | | | | | | |
| 57 | TOTAL | 410 | 288 | 61 701 | 58 567 | 9 887 | 186 204 | 1 991 | 207 |
| 571 | FURNITURE, HOME FURNISHINGS STORES | 259 | 161 | 37 908 | 35 368 | 6 532 | 122 810 | 1 328 | 152 |
| 5712 | FURNITURE STORES | 160 | 98 | 31 131 | 29 213 | 5 544 | 102 455 | 1 068 | 92 |
| 5713 | FLOOR COVERING STORES | 42 | 28 | 3 208 | 2 888 | 440 | 9 359 | 100 | 20 |
| 5714 | DRAPERY, CURTAIN, UPHOLSTERY STORES | 23 | 17 | 1 434 | 1 402 | 207 | 3 888 | 57 | 15 |
| 5715 | CHINA, GLASSWARE, METALWARE STORES | 14 | 4 | 1 019 | (D) | (D) | (D) | (D) | (D) |
| 5719 | MISCELLANEOUS HOME FURNISHINGS STORES | 20 | 14 | 1 116 | (D) | (D) | (D) | (D) | (D) |

Standard Notes: - Represents zero. (D) Withheld to avoid disclosure. (NA) Not available. (X) Not applicable.
 *Nonstore retailers, part of SIC major group 53, are shown separately in this table.

TABLE 5. Counties With 500 Establishments or More: 1963-Continued

| SIC code | County and kind of business | Establishments | | Sales | | Payroll, entire year (\$1,000) | Payroll, workweek ended nearest Nov. 15 (dollars) | Paid employees, workweek ended nearest Nov. 15 (number) | Active proprietors of unincorporated businesses (number) |
|--|---|----------------|-----------------------|-------------------------------------|---------------------------------------|--------------------------------|---|---|--|
| | | Total (number) | With payroll (number) | Total, all establishments (\$1,000) | Establishments with payroll (\$1,000) | | | | |
| <u>SUFFOLK COUNTY--CONTINUED</u> | | | | | | | | | |
| FURNITURE, HOME FURNISHINGS, EQUIPMENT STORES--CON. | | | | | | | | | |
| 572 | HOUSEHOLD APPLIANCE STORES | 69 | 49 | 13 381 | 12 845 | 1 754 | 34 154 | 342 | 28 |
| 5732 | RADIO, TELEVISION STORES | 36 | 34 | 5 623 | 5 609 | 759 | 14 037 | 154 | 15 |
| 5733 | MUSIC STORES | 46 | 44 | 4 789 | 4 745 | 842 | 15 203 | 167 | 12 |
| | RECORD SHOPS | 28 | 28 | 1 363 | 1 347 | 190 | 3 453 | 56 | 5 |
| | MUSICAL INSTRUMENT STORES | 18 | 16 | 3 426 | 3 398 | 652 | 11 750 | 111 | 7 |
| EATING, DRINKING PLACES | | | | | | | | | |
| 58 | TOTAL | 1 716 | 1 538 | 161 232 | 158 500 | 41 632 | 805 916 | 14 960 | 671 |
| 5812 | EATING PLACES | 1 144 | 966 | 117 795 | 115 063 | 31 835 | 611 259 | 11 828 | 645 |
| | RESTAURANTS, LUNCHROOMS | 675 | 611 | 76 325 | 75 357 | 20 930 | 411 513 | 8 032 | 356 |
| | CAFETERIAS | 117 | 117 | 14 653 | 14 653 | 4 398 | 84 663 | 1 485 | 41 |
| | REFRESHMENT PLACES | 204 | 188 | 18 784 | 17 168 | 3 773 | 67 652 | 1 418 | 227 |
| | CATERERS | 58 | 50 | 8 033 | 7 885 | 2 734 | 47 431 | 893 | 21 |
| 5813 | DRINKING PLACES (ALCOHOLIC BEVERAGES) | 572 | 572 | 43 437 | 43 437 | 9 797 | 194 657 | 3 132 | 26 |
| DRUG STORES, PROPRIETARY STORES | | | | | | | | | |
| 59PT (591) | TOTAL | 390 | 366 | 43 917 | 43 081 | 6 769 | 132 352 | 2 241 | 172 |
| 591 | DRUG STORES | 364 | 346 | 42 494 | 41 798 | 6 613 | 129 170 | 2 182 | 155 |
| | PROPRIETARY STORES | 26 | 20 | 1 423 | 1 283 | 156 | 3 182 | 59 | 17 |
| OTHER RETAIL STORES | | | | | | | | | |
| 59 EX-591 | TOTAL | 1 531 | 1 069 | 183 094 | 173 556 | 22 049 | 417 717 | 5 607 | 873 |
| 592 | LIQUOR STORES | 281 | 281 | 60 123 | 60 123 | 4 800 | 92 003 | 1 307 | 12 |
| 593 | ANTIQUES, SECONOHANO STORES | 150 | 84 | 6 299 | 4 787 | 958 | 19 897 | 265 | 112 |
| 5932 | ANTIQUES STORES | 38 | 14 | 1 528 | 770 | 128 | 2 441 | 23 | 32 |
| 5933 | SECONOHANO STORES | 112 | 70 | 4 771 | 4 017 | 830 | 17 456 | 242 | 80 |
| 594 | BOOK, STATIONERY STORES | 97 | 81 | 11 809 | 11 495 | 2 240 | 41 628 | 565 | 54 |
| 5942 | BOOK STORES | 32 | 26 | 4 685 | 4 619 | 901 | 16 491 | 206 | 13 |
| 5943 | STATIONERY STORES | 65 | 55 | 7 124 | 6 876 | 1 339 | 25 137 | 359 | 41 |
| 595 | SPORTING GOODS STORES, BICYCLE SHOPS | 23 | 13 | (D) | (D) | (D) | (D) | (D) | (D) |
| 5952 | SPORTING GOODS STORES | 19 | 11 | 2 310 | 2 140 | 301 | 6 530 | 79 | 12 |
| 5953 | BICYCLE SHOPS | 4 | 2 | (D) | (D) | (D) | (D) | (D) | (D) |
| 5962 | HAY, GRAIN, FEED STORES | 1 | 1 | (D) | (D) | (D) | (D) | (D) | (D) |
| 5969 | OTHER FARM SUPPLY STORES | 1 | 1 | (D) | (D) | (D) | (D) | (D) | (D) |
| | GARDEN SUPPLY STORES | 4 | 2 | 183 | (D) | (D) | (D) | (D) | (D) |
| 597 | JEWELRY STORES | 128 | 94 | 20 470 | 19 748 | 3 044 | 57 326 | 673 | 72 |
| 598 | FUEL, ICE DEALERS | 251 | 127 | 42 414 | 39 434 | 5 174 | 93 040 | 876 | 200 |
| 5982 | COAL AND WOOD DEALERS | 16 | 16 | (D) | (D) | (D) | (D) | (D) | (D) |
| | ICE DEALERS | 10 | - | 118 | - | - | - | - | 10 |
| 5983 | FUEL OIL DEALERS | 224 | 110 | 38 694 | 35 832 | 4 733 | 85 797 | 787 | 181 |
| 5984 | BOTTLED GAS DEALERS | 1 | 1 | (D) | (D) | (D) | (D) | (D) | (D) |
| 5992 | FLORISTS | 92 | 58 | 4 036 | 3 604 | 746 | 12 919 | 188 | 87 |
| 5993 | CIGAR STORES, STANOS | 106 | 62 | 6 507 | 5 241 | 585 | 11 350 | 186 | 71 |
| 5994 | NEWS DEALERS, NEWSSTANOS | 90 | 64 | 6 467 | 5 855 | 856 | 16 254 | 600 | 43 |
| 5996 | CAMERA, PHOTOGRAPHIC SUPPLY STORES | 25 | 25 | 5 896 | 5 882 | 615 | 12 565 | 148 | 2 |
| 5997 | GIFT, NOVELTY, SOUVENIR SHOPS | 63 | 31 | 2 637 | 2 175 | 290 | 6 769 | 134 | 47 |
| 5998 | OPTICAL GOODS STORES | 83 | 57 | 3 675 | 3 325 | 778 | 13 904 | 174 | 74 |
| 5999 | TYPEWRITER STORES | 2 | 2 | (D) | (D) | (D) | (D) | (D) | (D) |
| | LUGGAGE, LEATHER GOODS STORES | 6 | 4 | 480 | 434 | 115 | 2 058 | 25 | 2 |
| | HOBBY, TOY, GAME SHOPS | 21 | 15 | 1 513 | 1 417 | 195 | 5 341 | 86 | 12 |
| | RELIGIOUS GOODS STORES | 11 | 9 | 852 | 832 | 171 | 3 142 | 42 | 6 |
| | PET SHOPS | 7 | 3 | 246 | 172 | 22 | 524 | 11 | 7 |
| | OTHER | 89 | 55 | 6 544 | 6 090 | 1 027 | 19 999 | 217 | 51 |
| NONSTORE RETAILERS* | | | | | | | | | |
| 53 PART* | TOTAL | 363 | 117 | 52 569 | 49 003 | 13 353 | 279 883 | 3 707 | 283 |
| 532 | MAIL-ORDER HOUSES | 26 | 24 | 27 277 | 27 269 | 9 824 | 212 605 | 2 974 | 6 |
| 534 | MERCHANTISE VENDING MACHINE OPERATORS | 39 | 25 | 4 882 | 4 390 | 410 | 7 973 | 104 | 21 |
| 535 | DIRECT SELLING (HOUSE-TO-HOUSE) ORGANIZATIONS | 298 | 68 | 20 410 | 17 354 | 3 119 | 59 305 | 629 | 256 |
| <u>WORCESTER COUNTY</u> | | | | | | | | | |
| RETAIL TRADE, TOTAL | | | | | | | | | |
| | | 5 535 | 4 005 | 779 902 | 741 662 | 88 738 | 1 669 602 | 27 591 | 3 738 |
| LUMBER, BUILDING MATERIALS, HARDWARE, FARM EQUIPMENT DEALERS | | | | | | | | | |
| 52 | TOTAL | 278 | 204 | 47 416 | 46 118 | 6 399 | 116 648 | 1 482 | 153 |
| 521 | LUMBER YARDS | 51 | 49 | 17 850 | 17 844 | 2 713 | 49 296 | 562 | 9 |
| | BUILDING MATERIALS DEALERS | 42 | 32 | 7 488 | 7 290 | 1 229 | 21 613 | 217 | 29 |
| 522 | HEATING, PLUMBING EQUIPMENT DEALERS | 14 | 10 | 1 131 | (D) | (D) | (D) | (D) | (D) |
| 523 | PAINT, GLASS, WALLPAPER STORES | 64 | 38 | 4 265 | 3 865 | 588 | 10 637 | 129 | 44 |
| 524 | ELECTRICAL SUPPLY STORES | 8 | 2 | 357 | (D) | (D) | (D) | (D) | (D) |
| 5251 | HARDWARE STORES | 78 | 60 | 13 519 | 13 151 | 1 337 | 25 304 | 457 | 35 |
| 5252 | FARM EQUIPMENT DEALERS | 21 | 13 | 2 806 | 2 676 | 303 | 5 293 | 65 | 15 |

Standard Notes: - Represents zero. (D) Withheld to avoid disclosure. (NA) Not available. (X) Not applicable.
 *Nonstore retailers, part of SIC major group 53, are shown separately in this table.

TABLE 5. Counties With 500 Establishments or More: 1963-Continued

| SIC code | County and kind of business | Establishments | | Sales | | Payroll, entire year (\$1,000) | Payroll, workweek ended nearest Nov. 15 (dollars) | Paid employees, workweek ended nearest Nov. 15 (number) | Active proprietors of unincorporated businesses (number) |
|---|--|----------------|-----------------------|-------------------------------------|---------------------------------------|--------------------------------|---|---|--|
| | | Total (number) | With payroll (number) | Total, all establishments (\$1,000) | Establishments with payroll (\$1,000) | | | | |
| WORCESTER COUNTY--CONTINUED | | | | | | | | | |
| GENERAL MERCHANDISE GROUP STORES* | | | | | | | | | |
| 53 PART* | TOTAL | 134 | 130 | 72 533 | 72 463 | 9 579 | 178 453 | 3 578 | 66 |
| 531 | DEPARTMENT STORES | 16 | 16 | 44 380 | 44 390 | 4 978 | 91 853 | 1 829 | - |
| 533 | LIMITED PRICE VARIETY STORES | 70 | 70 | 16 521 | 16 521 | 2 822 | 51 678 | 1 112 | 37 |
| 539 | GENERAL MERCHANDISE STORES | 26 | 26 | 10 617 | 10 617 | 1 686 | 32 903 | 587 | 10 |
| | DRY GOODS STORES | 13 | 9 | 699 | 629 | 61 | 1 299 | 30 | 11 |
| | SEWING, NEEDLEWORK STORES | 9 | 9 | 316 | 316 | 32 | 720 | 20 | 8 |
| FOOD STORES | | | | | | | | | |
| 54 | TOTAL | 876 | 574 | 208 466 | 198 544 | 16 032 | 308 688 | 5 424 | 642 |
| 541 | GROCERY STORES, INCLUDING DELICATESSENS | 632 | 400 | 192 847 | 184 467 | 13 835 | 266 923 | 4 586 | 469 |
| 542 | MEAT MARKETS | 19 | 13 | 2 156 | 1 868 | 208 | 4 066 | 67 | 14 |
| | FISH (SEAFOOD) MARKETS | 13 | 11 | 1 377 | 1 287 | 148 | 2 651 | 47 | 9 |
| 543 | FRUIT STORES, VEGETABLE MARKETS | 29 | 19 | 1 852 | 1 698 | 119 | 2 124 | 47 | 32 |
| 544 | CANDY, NUT, CONFECTIONERY STORES | 40 | 28 | 1 667 | 1 377 | 177 | 3 140 | 74 | 29 |
| 545 | DAIRY PRODUCTS STORES | 55 | 35 | 3 894 | 3 510 | 365 | 6 434 | 120 | 24 |
| 546 | RETAIL BAKERIES | 77 | 63 | 4 437 | 4 155 | 1 159 | 22 739 | 472 | 56 |
| 5462 | RETAIL BAKERIES, MANUFACTURING | 62 | 58 | 4 102 | 4 052 | 1 127 | 22 059 | 457 | 44 |
| 5463 | RETAIL BAKERIES, NONMANUFACTURING | 15 | 5 | 335 | 103 | 32 | 680 | 15 | 12 |
| 549 | EGG AND POULTRY DEALERS | 6 | 2 | 104 | (0) | (0) | (0) | (0) | (0) |
| | OTHER | 5 | 3 | 132 | (0) | (0) | (0) | (0) | (0) |
| AUTOMOTIVE DEALERS | | | | | | | | | |
| 55 EX, 554 | TOTAL | 354 | 256 | 135 162 | 131 256 | 12 299 | 217 007 | 2 407 | 204 |
| 551 | PASSENGER CAR DEALERS, FRANCHISED | 137 | 133 | 111 765 | 111 329 | 10 074 | 177 294 | 1 874 | 40 |
| | DOMESTIC CAR DEALERS | 115 | 113 | 99 126 | 98 702 | 8 801 | 150 304 | 1 626 | 35 |
| | IMPORTED CAR DEALERS | 10 | 8 | (0) | (0) | (0) | (0) | (0) | (0) |
| | DOMESTIC AND IMPORTED CAR DEALERS | 12 | 12 | (0) | (0) | (0) | (0) | (0) | (0) |
| 552 | PASSENGER CAR DEALERS, NONFRANCHISED | 115 | 49 | 12 106 | 9 808 | 887 | 13 876 | 180 | 95 |
| 553 | TIRE, BATTERY, ACCESSORY DEALERS | 52 | 40 | 5 104 | 4 814 | 703 | 15 065 | 184 | 36 |
| | HOME AND AUTO SUPPLY STORES | 8 | 8 | 2 722 | 2 722 | 411 | 6 781 | 115 | 2 |
| 559 | MISCELLANEOUS AIRCRAFT, MARINE, AUTOMOTIVE DEALERS | 42 | 26 | 3 465 | 2 583 | 224 | 3 991 | 54 | 31 |
| | AIRCRAFT, BOAT, MOTORCYCLE DEALERS | 25 | 15 | 1 981 | 1 419 | 157 | 2 597 | 38 | 18 |
| | HOUSEHOLD TRAILER DEALERS | 17 | 11 | 1 484 | 1 164 | 67 | 1 394 | 16 | 13 |
| | OTHER AUTOMOTIVE DEALERS | - | - | - | - | - | - | - | - |
| GASOLINE SERVICE STATIONS | | | | | | | | | |
| 55PT(554) | TOTAL | 572 | 442 | 48 241 | 42 435 | 3 824 | 76 587 | 1 337 | 577 |
| APPAREL, ACCESSORY STORES | | | | | | | | | |
| 56 | TOTAL | 385 | 321 | 50 315 | 48 993 | 7 512 | 141 059 | 2 320 | 194 |
| 561, 567 | MEN'S, BOYS' APPAREL STORES, CUSTOM TAILORS | 78 | 66 | 10 658 | 10 220 | 1 695 | 30 342 | 427 | 36 |
| 561 | MEN'S, BOYS' CLOTHING AND FURNISHINGS STORES | 63 | 55 | 9 712 | 9 288 | 1 514 | 27 065 | 380 | 25 |
| 567 | CUSTOM TAILORS | 15 | 11 | 946 | 932 | 181 | 3 277 | 47 | 11 |
| 562-3, 568 | WOMEN'S CLOTHING, SPECIALTY STORES | 130 | 112 | 22 107 | 21 919 | 3 599 | 68 729 | 1 175 | 68 |
| 562 | WOMEN'S READY-TO-WEAR STORES | 75 | 73 | 14 650 | 14 596 | 2 465 | 47 629 | 818 | 31 |
| 563, 568 | WOMEN'S ACCESSORY, SPECIALTY STORES, FURRIERS | 55 | 39 | 7 457 | 7 323 | 1 134 | 21 100 | 357 | 37 |
| 563 | MILLINERY STORES | 25 | 13 | 639 | 547 | 96 | 1 814 | 40 | 18 |
| | CORSET, LINGERIE STORES | 7 | 5 | (0) | (0) | (0) | (0) | (0) | (0) |
| | HOSIERY STORES | 1 | 1 | (0) | (0) | (0) | (0) | (0) | (0) |
| | APPAREL, ACCESSORY, OTHER SPECIALTY STORES | 18 | 16 | 6 066 | 6 030 | 897 | 16 437 | 271 | 12 |
| 568 | FURRIERS, FUR SHOPS | 4 | 4 | (0) | (0) | (0) | (0) | (0) | (0) |
| 565 | FAMILY CLOTHING STORES | 42 | 30 | 5 501 | 5 195 | 711 | 13 461 | 256 | 22 |
| 566 | SHOE STORES | 113 | 95 | 10 767 | 10 407 | 1 368 | 25 700 | 398 | 53 |
| | MEN'S SHOE STORES | 7 | 7 | 476 | 474 | 84 | 1 332 | 23 | - |
| | WOMEN'S SHOE STORES | 11 | 11 | 1 115 | 1 115 | 161 | 2 558 | 38 | 2 |
| | CHILDREN'S, JUVENILES' SHOE STORES | 4 | 4 | 201 | 201 | 25 | 400 | 7 | 1 |
| | FAMILY SHOE STORES | 91 | 73 | 8 975 | 8 617 | 1 098 | 21 410 | 330 | 50 |
| 564 | CHILDREN'S, INFANTS' WEAR STORES | 20 | 18 | 1 280 | 1 252 | 139 | 2 827 | 64 | 13 |
| 569 | MISCELLANEOUS APPAREL, ACCESSORY STORES | 2 | - | 2 | - | - | - | - | 2 |
| FURNITURE, HOME FURNISHINGS, EQUIPMENT STORES | | | | | | | | | |
| 57 | TOTAL | 335 | 237 | 31 805 | 29 453 | 4 366 | 82 971 | 1 066 | 212 |
| 571 | FURNITURE, HOME FURNISHINGS STORES | 188 | 128 | 19 028 | 17 604 | 2 921 | 54 783 | 702 | 121 |
| 5712 | FURNITURE STORES | 124 | 88 | 15 038 | 14 170 | 2 266 | 41 970 | 542 | 81 |
| 5713 | FLOOR COVERING STORES | 34 | 24 | 2 339 | 2 201 | 409 | 7 919 | 96 | 15 |
| 5714 | DRAPERY, CURTAIN, UPHOLSTERY STORES | 12 | 10 | 596 | 556 | 116 | 2 135 | 31 | 9 |
| 5715 | CHINA, GLASSWARE, METALWARE STORES | 6 | 2 | 181 | (0) | (0) | (0) | (0) | (0) |
| 5719 | MISCELLANEOUS HOME FURNISHINGS STORES | 12 | 4 | 874 | (0) | (0) | (0) | (0) | (0) |
| 572 | HOUSEHOLD APPLIANCE STORES | 73 | 55 | 8 822 | 8 412 | 972 | 18 889 | 235 | 33 |
| 5732 | RADIO, TELEVISION STORES | 52 | 42 | 3 126 | 2 706 | 370 | 7 538 | 99 | 41 |
| 5733 | MUSIC STORES | 22 | 12 | 829 | 731 | 103 | 1 761 | 30 | 17 |
| | RECORD SHOPS | 7 | 7 | (0) | (0) | (0) | (0) | (0) | (0) |
| | MUSICAL INSTRUMENT STORES | 15 | 5 | (0) | (0) | (0) | (0) | (0) | (0) |

Standard Notes: - Represents zero. (D) Withheld to avoid disclosure. (NA) Not available. (X) Not applicable.
 *Nonstore retailers, part of SIC major group 53, are shown separately in this table.

TABLE 5. Counties With 500 Establishments or More: 1963—Continued

| SIC code | County and kind of business | Establishments | | Sales | | Payroll, entire year (\$1,000) | Payroll, workweek ended nearest Nov. 15 (dollars) | Paid employees, workweek ended nearest Nov. 15 (number) | Active proprietors of unincorporated businesses (number) |
|---------------------------------|---|-------------------|--------------------------|--|--|-----------------------------------|--|--|---|
| | | Total (number) | With payroll (number) | Total, all establishments (\$1,000) | Establishments with payroll (\$1,000) | | | | |
| WORCESTER COUNTY--CONTINUED | | | | | | | | | |
| EATING, DRINKING PLACES | | | | | | | | | |
| 58 | TOTAL | 1 099 | 941 | 56 694 | 53 984 | 12 694 | 251 738 | 5 683 | 640 |
| S812 | EATING PLACES | 754 | 612 | 43 156 | 40 740 | 9 874 | 195 401 | 4 584 | 555 |
| | RESTAURANTS, LUNCHROOMS | 459 | 405 | 30 629 | 29 637 | 7 397 | 147 350 | 3 405 | 315 |
| | CAFETERIAS | 23 | 23 | 1 208 | 1 208 | 364 | 6 971 | 159 | 13 |
| | REFRESHMENT PLACES | 212 | 148 | 8 651 | 7 649 | 1 511 | 29 754 | 783 | 180 |
| | CATERERS | 60 | 36 | 2 668 | 2 246 | 602 | 11 326 | 237 | 47 |
| S813 | DRINKING PLACES (ALCOHOLIC BEVERAGES) | 345 | 329 | 13 538 | 13 244 | 2 820 | 56 337 | 1 099 | 85 |
| DRUG STORES, PROPRIETARY STORES | | | | | | | | | |
| S9PT(S91) | TOTAL | 197 | 189 | 23 720 | 23 460 | 3 676 | 70 638 | 1 208 | 104 |
| S91 | DRUG STORES | 179 | 173 | 22 423 | 22 201 | 3 538 | 67 556 | 1 136 | 93 |
| | PROPRIETARY STORES | 18 | 16 | 1 297 | 1 259 | 138 | 3 082 | 72 | 11 |
| OTHER RETAIL STORES | | | | | | | | | |
| S9 EX.S91 | TOTAL | 1 000 | 630 | 86 596 | 79 502 | 9 993 | 178 678 | 2 483 | 677 |
| S92 | LIQUOR STORES | 122 | 156 | 18 664 | 17 910 | 1 992 | 35 802 | 526 | 50 |
| S93 | ANTIQUE STORES, SECONDHAND STORES | 109 | 29 | 2 821 | 1 645 | 171 | 3 236 | 73 | 96 |
| S932 | ANTIQUE STORES | 59 | 3 | 1 060 | (7) | (0) | (0) | (0) | (0) |
| S933 | SECONDHAND STORES | 50 | 26 | 1 761 | (0) | (0) | (0) | (0) | (0) |
| S94 | BOOK, STATIONERY STORES | 33 | 23 | 2 221 | 2 121 | 358 | 6 815 | 112 | 18 |
| S942 | BOOK STORES | 11 | 5 | 405 | (0) | (0) | (0) | (0) | (0) |
| S943 | STATIONERY STORES | 22 | 18 | 1 816 | (0) | (0) | (0) | (0) | (0) |
| S95 | SPORTING GOODS STORES, BICYCLE SHOPS | 33 | 17 | 1 439 | 1 281 | 151 | 3 244 | 51 | 28 |
| S952 | SPORTING GOODS STORES | 26 | 16 | 1 298 | (0) | (0) | (0) | (0) | (0) |
| S953 | BICYCLE SHOPS | 7 | 1 | 141 | (0) | (0) | (0) | (0) | (0) |
| S962 | HAY, GRAIN, FEED STORES | 25 | 19 | 8 362 | 8 286 | 486 | 8 485 | 100 | 12 |
| S969 | OTHER FARM SUPPLY STORES | 6 | 4 | 411 | 369 | 69 | 1 357 | 17 | 4 |
| | GARDEN SUPPLY STORES | 7 | 3 | 239 | 185 | 37 | 596 | 11 | 7 |
| S97 | JEWELRY STORES | 62 | 48 | 4 191 | 3 999 | 759 | 13 033 | 185 | 38 |
| S98 | FUEL, ICE DEALERS | 254 | 168 | 36 485 | 33 757 | 4 409 | 78 324 | 913 | 170 |
| S982 | COAL AND WOOD DEALERS | 21 | 15 | 2 075 | 1 963 | 223 | 3 932 | 53 | 15 |
| | ICE DEALERS | 4 | - | 36 | - | - | - | - | 4 |
| S983 | FUEL OIL DEALERS | 209 | 143 | 33 273 | 30 919 | 4 012 | 70 981 | 818 | 136 |
| S984 | BOTTLED GAS DEALERS | 20 | 10 | 1 101 | 875 | 174 | 3 411 | 42 | 15 |
| S992 | FLORISTS | 72 | 38 | 2 497 | 1 955 | 397 | 6 875 | 131 | 70 |
| S993 | CIGAR STORES, STANDS | 15 | 11 | 938 | 996 | 72 | 1 390 | 31 | 14 |
| S994 | NEWS DEALERS, NEWSSTANDS | 14 | 12 | 1 398 | 1 292 | 136 | 2 531 | 62 | 12 |
| S996 | CAMERA, PHOTOGRAPHIC SUPPLY STORES | 16 | 12 | 1 204 | 1 100 | 154 | 2 709 | 39 | 8 |
| S997 | GIFT, NOVELTY, SOUVENIR SHOPS | 45 | 17 | 1 117 | 805 | 104 | 1 853 | 55 | 41 |
| S998 | OPTICAL GOODS STORES | 55 | 33 | 1 718 | 1 330 | 310 | 5 410 | 71 | 48 |
| S999 | TYPEWRITER STORES | - | - | - | - | - | - | - | - |
| | LUGGAGE, LEATHER GOODS STORES | 2 | 2 | (0) | (7) | (0) | (0) | (0) | (0) |
| | HOBBY, TOY, GAME SHOPS | 9 | 5 | 820 | 710 | 75 | 1 449 | 23 | 7 |
| | RELIGIOUS GOODS STORES | 8 | 6 | 322 | (0) | (0) | (0) | (0) | (0) |
| | PET SHOPS | 5 | 1 | (0) | (7) | (0) | (0) | (0) | (0) |
| | OTHER | 48 | 26 | 1 515 | 1 339 | 228 | 4 006 | 55 | 43 |
| NONSTORE RETAILERS* | | | | | | | | | |
| S3 PART* | TOTAL | 305 | 81 | 18 954 | 15 454 | 2 364 | 47 135 | 603 | 269 |
| S32 | MAIL-ORDER HOUSES | 10 | 8 | 2 731 | (7) | (0) | (0) | (0) | (0) |
| S34 | MERCHANDISE VENDING MACHINE OPERATORS | 32 | 22 | 5 911 | 5 377 | 597 | 11 638 | 149 | 16 |
| S35 | DIRECT SELLING (HOUSE-TO-HOUSE) ORGANIZATIONS | 263 | 51 | 10 312 | (0) | (0) | (0) | (0) | (0) |

Standard Notes: - Represents zero. (D) Withheld to avoid disclosure. (NA) Not available. (X) Not applicable.
*Nonstore retailers, part of SIC major group 53, are shown separately in this table.

TABLE 6. Cities With 500 Establishments or More: 1963

| SIC code | City and kind of business | Establishments | | Sales | | Payroll, entire year (\$1,000) | Payroll, workweek ended nearest Nov. 15 (dollars) | Paid employees, workweek ended nearest Nov. 15 (number) | Active proprietors of unincorporated businesses (number) |
|-----------|--|----------------|-----------------------|-------------------------------------|---------------------------------------|--------------------------------|---|---|--|
| | | Total (number) | With payroll (number) | Total, all establishments (\$1,000) | Establishments with payroll (\$1,000) | | | | |
| | <u>BDSDN</u> | | | | | | | | |
| | RETAIL TRADE, TOTAL. | 6 94D | 5 2D4 | 1 239 952 | 1 197 01D | 193 954 | 3 831 249 | 55 974 | 4 0DD |
| | LUMBER, BUILDING MATERIALS, HARDWARE, FARM EQUIPMENT DEALERS | | | | | | | | |
| | TOTAL. | 184 | 146 | 21 456 | 20 872 | 3 092 | 57 976 | 695 | 79 |
| 52 | LUMBER YARDS. | 17 | 17 | 5 34D | 5 34D | 772 | 14 164 | 159 | 5 |
| 521 | BUILDING MATERIALS DEALERS. | 23 | 11 | 1 588 | (D) | (D) | (D) | (D) | (D) |
| 522 | HEATING, PLUMBING EQUIPMENT DEALERS. | 1D | 8 | 1 613 | 1 597 | 264 | 4 73D | 53 | 5 |
| 523 | PAINT, GLASS, WALLPAPER STORES. | 36 | 32 | 3 492 | 3 368 | 469 | 9 744 | 11D | 14 |
| 524 | ELECTRICAL SUPPLY STORES. | 3 | 1 | 262 | (D) | (D) | (D) | (D) | (D) |
| 5251 | HARDWARE STORES. | 95 | 77 | 9 161 | 8 899 | 1 371 | 25 248 | 329 | 38 |
| 5252 | FARM EQUIPMENT DEALERS. | - | - | - | - | - | - | - | - |
| | GENERAL MERCHANDISE GROUP STORES* | | | | | | | | |
| | TOTAL. | 182 | 148 | 254 180 | 253 46D | 47 797 | 1 010 D2D | 14 44D | 1D3 |
| 53 PART* | DEPARTMENT STORES. | 12 | 12 | 225 762 | 225 762 | 42 721 | 914 438 | 12 517 | - |
| 533 | LIMITED PRICE VARIETY STORES. | 77 | 67 | 15 972 | 15 764 | 3 074 | 55 322 | 1 333 | 43 |
| 539 | GENERAL MERCHANDISE STORES. | 47 | 39 | 8 895 | 8 691 | 1 484 | 30 D95 | 436 | 24 |
| | DRY GOODS STORES. | 29 | 25 | 3 276 | 3 096 | 5D3 | 9 771 | 143 | 21 |
| | SEWING, NEEDLEWDRK STORES. | 17 | 5 | 275 | 147 | 15 | 394 | 11 | 15 |
| | FDDO STORES | | | | | | | | |
| | TOTAL. | 1 41D | 87D | 235 588 | 217 686 | 19 961 | 4D7 128 | 6 084 | 1 114 |
| 54 | GRDCERY STORES, INCLUDING DELICATESSENS. | 863 | 471 | 197 175 | 182 853 | 15 281 | 316 841 | 4 56D | 681 |
| 541 | MEAT MARKETS. | 183 | 137 | 17 256 | 15 676 | 1 49D | 28 87D | 393 | 157 |
| 542 | FISH (SEAFDDO) MARKETS. | 4D | 2D | 1 8D5 | 1 495 | 183 | 3 726 | 49 | 34 |
| 543 | FRUIT STORES, VEGETABLE MARKETS. | 7D | 44 | 5 05D | 4 544 | 4D7 | 7 9DD | 129 | 69 |
| 544 | CANDY, NUT, CONFECTIONERY STORES. | 6D | 48 | 3 381 | 3 197 | 573 | 9 638 | 231 | 27 |
| 545 | DAIRY PRDDUCTS STORES. | 34 | 26 | 2 786 | (D) | (D) | (D) | (D) | (D) |
| 546 | RETAIL BAKERIES. | 138 | 116 | 6 99D | 6 63D | 1 7D5 | 33 915 | 634 | 113 |
| 5462 | RETAIL BAKERIES, MANUFACTURING. | 11D | 96 | 5 5D4 | 5 316 | 1 443 | 28 669 | 537 | 96 |
| 5463 | RETAIL BAKERIES, NONMANUFACTURING. | 28 | 2D | 1 486 | 1 314 | 262 | 5 246 | 97 | 17 |
| 549 | EGG AND PDULTRY DEALERS. | 14 | 4 | 724 | (D) | (D) | (D) | (D) | (D) |
| | DTHR. | 8 | 4 | 421 | 335 | 29 | 842 | 1D | 7 |
| | AUTDMOTIVE DEALERS | | | | | | | | |
| | TOTAL. | 143 | 1D7 | 1D8 994 | 1D8 38D | 1D 997 | 2D3 347 | 1 749 | 62 |
| 55 EX.554 | PASSENGER CAR DEALERS, FRANCHISED. | 47 | 47 | 96 972 | 96 972 | 9 336 | 174 067 | 1 442 | 8 |
| 551 | DDMESTIC CAR DEALERS. | 37 | 37 | 66 538 | 66 538 | 6 346 | 121 785 | 1 D15 | 6 |
| | IMPORTED CAR DEALERS. | 3 | 3 | (D) | (D) | (D) | (D) | (D) | (D) |
| | DDMESTIC AND IMPORTED CAR DEALERS. | 7 | 7 | (D) | (D) | (D) | (D) | (D) | (D) |
| 552 | PASSENGER CAR DEALERS, NONFRANCHISED. | 42 | 22 | (D) | (D) | (D) | (D) | (D) | (D) |
| 553 | TIRE, BATTERY, ACCESSDRY DEALERS. | 42 | 26 | 5 333 | 5 139 | 911 | 16 476 | 1D3 | 22 |
| | HDME AND AUTD SUPPLY STORES. | - | - | - | - | - | - | - | - |
| 559 | MISCELLANEDUS AIRCRAFT, MARINE, AUTDMOTIVE DEALERS | 12 | 12 | (D) | (D) | (D) | (D) | (D) | (D) |
| | AIRCRAFT, 8DAT, MDTORCYCLE DEALERS. | 1D | 1D | 1 965 | 1 965 | 335 | 5 346 | 58 | 4 |
| | HOUSEHDL TRAILER DEALERS. | 1 | 1 | (D) | (D) | (D) | (D) | (D) | (D) |
| | DTHR AUTDMOTIVE DEALERS. | 1 | 1 | (D) | (D) | (D) | (D) | (D) | (D) |
| | GASDLNE SERVICE STATIDNS | | | | | | | | |
| 55PT(554) | TOTAL. | 4DD | 33D | 43 16D | 39 5D8 | 3 775 | 71 927 | 1 177 | 385 |
| | APPAREL, ACCESSDRY STORES | | | | | | | | |
| | TOTAL. | 678 | 532 | 1D7 852 | 1D5 318 | 19 881 | 363 852 | 5 211 | 345 |
| 56 | MEN'S, 8DYS' APPAREL STORES, CUSTDM TAILDRS. | 157 | 121 | 28 294 | 27 822 | 5 961 | 101 161 | 1 23D | 78 |
| 561,567 | MEN'S, 8DYS' CLDTHING AND FURNISHINGS STORES. | 123 | 109 | (D) | (D) | (D) | (D) | (D) | (D) |
| 567 | CUSTDM TAILDRS. | 34 | 12 | (D) | (D) | (D) | (D) | (D) | (D) |
| 562-3,568 | WDMEN'S CLDTHING, SPECIALTY STORES. | 257 | 221 | 52 53D | 52 122 | 9 817 | 183 131 | 3 0D3 | 139 |
| 562 | WDMEN'S READY-TO-WEAR STORES. | 133 | 119 | 41 655 | 41 457 | 7 797 | 144 693 | 2 418 | 65 |
| 563,568 | WDMEN'S ACCESSDRY, SPECIALTY STORES, FURRIERS. | 124 | 1D2 | (D) | 1D 665 | 2 D2D | 38 438 | 585 | 74 |
| 563 | MILLINERY STORES. | 32 | 24 | 1 678 | (D) | (D) | (D) | (D) | (D) |
| | CORSET, LINGERIE STORES. | 16 | 14 | 1 385 | 1 369 | 28D | 5 367 | 86 | 9 |
| | HDSIERY STORES. | 2 | 2 | (D) | (D) | (D) | (D) | (D) | (D) |
| | APPAREL, ACCESSDRY, OTHER SPECIALTY STORES. | 22 | 2D | 3 D2D | 2 976 | 393 | 7 737 | 178 | 15 |
| 568 | FURRIERS, FUR SHOPS. | 52 | 42 | (D) | (D) | (D) | (D) | (D) | (D) |
| 565 | FAMILY CLDTHING STORES. | 73 | 37 | 6 423 | 5 619 | 844 | 17 45D | 241 | 53 |
| 566 | SHDE STORES. | 164 | 132 | 18 537 | 17 797 | 2 981 | 56 967 | 651 | 58 |
| | MEN'S SHDE STORES. | 31 | 31 | (D) | (D) | (D) | (D) | (D) | (D) |
| | WDMEN'S SHDE STORES. | 46 | 42 | (D) | (D) | (D) | (D) | (D) | (D) |
| | CHILDREN'S, JUVENILES' SHOE STORES. | 3 | 3 | 442 | 442 | 68 | 1 104 | 13 | 2 |
| | FAMILY SHOE STORES. | 84 | 56 | 6 872 | 6 2D6 | 1 058 | 18 984 | 235 | 42 |
| 564 | CHILDREN'S, INFANTS' WEAR STORES. | 2D | 18 | 1 546 | (D) | (D) | (D) | (D) | (D) |
| 569 | MISCELLANEDUS APPAREL, ACCESSDRY STORES. | 7 | 3 | 522 | (D) | (D) | (D) | (D) | (D) |
| | FURNITURE, HDME FURNISHINGS, EQUIPMENT STORES | | | | | | | | |
| | TOTAL. | 371 | 267 | 58 172 | 55 444 | 9 3D9 | 175 149 | 1 86D | 181 |
| 57 | FURNITURE, HDME FURNISHINGS STORES. | 237 | 151 | 36 253 | 33 937 | 6 2D1 | 116 551 | 1 252 | 136 |
| 5712 | FURNITURE STORES. | 147 | 93 | 3D 141 | 28 315 | 5 274 | 97 125 | 1 D04 | 84 |
| 5713 | FLODR CDVERING STORES. | 39 | 25 | 2 75D | 2 43D | 392 | 8 665 | 91 | 18 |
| 5714 | DRAPERY, CURTAIN, UPHOLSTERY STORES. | 22 | 16 | (D) | (D) | (D) | (D) | (D) | (D) |
| 5715 | CHINA, GLASSWARE, METALWARE STORES. | 12 | 4 | (D) | (D) | (D) | (D) | (D) | (D) |
| 5719 | MISCELLANEDUS HDME FURNISHINGS STORES. | 17 | 13 | (D) | (D) | (D) | (D) | (D) | (D) |

Standard Notes: - Represents zero. (D) Withheld to avoid disclosure. (NA) Not available. (X) Not applicable.
 *Nonstore retailers, part of SIC major group 53, are shown separately in this table.

TABLE 6. Cities With 500 Establishments or More: 1963-Continued

| SIC code | City and kind of business | Establishments | | Sales | | Payroll, entire year (\$1,000) | Payroll, workweek ended nearest Nov. 15 (dollars) | Paid employees, workweek ended nearest Nov. 15 (number) | Active proprietors of unincorporated businesses (number) |
|--|---|----------------|-----------------------|-------------------------------------|---------------------------------------|--------------------------------|---|---|--|
| | | Total (number) | With payroll (number) | Total, all establishments (\$1,000) | Establishments with payroll (\$1,000) | | | | |
| <u>BOSTON--CONTINUED</u> | | | | | | | | | |
| FURNITURE, HOME FURNISHINGS, EQUIPMENT STORES--CON. | | | | | | | | | |
| 572 | HOUSEHOLD APPLIANCE STORES | 55 | 41 | 11 669 | 11 315 | 1 519 | 29 579 | 290 | 21 |
| 5732 | RADIO, TELEVISION STORES | 34 | 32 | (D) | (D) | (D) | (D) | (D) | (D) |
| 5733 | MUSIC STORES | 45 | 43 | (D) | (D) | (D) | (D) | (D) | (D) |
| | RECORD SHOPS | 27 | 27 | (D) | (D) | (D) | (D) | (D) | (D) |
| | MUSICAL INSTRUMENT STORES | 18 | 16 | 3 426 | 3 398 | 652 | 11 750 | 111 | 7 |
| EATING, DRINKING PLACES | | | | | | | | | |
| 58 | TOTAL | 1 523 | 1 381 | 149 010 | 146 702 | 39 150 | 755 197 | 13 941 | 578 |
| 5812 | EATING PLACES | 1 022 | 880 | 110 018 | 107 710 | 30 254 | 577 948 | 11 162 | 557 |
| | RESTAURANTS, LUNCHROOMS | 617 | 561 | 72 037 | 71 151 | 19 933 | 390 002 | 7 633 | 321 |
| | CAFETERIAS | 115 | 115 | (D) | (D) | (D) | (D) | (D) | (D) |
| | REFRESHMENT PLACES | 237 | 157 | 15 724 | 14 440 | 3 317 | 58 458 | 1 225 | 178 |
| | CATERERS | 53 | 47 | (D) | (D) | (D) | (D) | (D) | (D) |
| 5813 | DRINKING PLACES (ALCOHOLIC BEVERAGES) | 501 | 501 | 38 992 | 38 992 | 8 896 | 177 249 | 2 779 | 21 |
| DRUG STORES, PROPRIETARY STORES | | | | | | | | | |
| 59PT(591) | TOTAL | 343 | 321 | 39 111 | 38 359 | 6 097 | 118 905 | 1 977 | 142 |
| 591 | DRUG STORES | 323 | 305 | 37 987 | 37 291 | 5 975 | 116 462 | 1 932 | 131 |
| | PROPRIETARY STORES | 20 | 16 | 1 124 | 1 068 | 122 | 2 443 | 45 | 11 |
| OTHER RETAIL STORES | | | | | | | | | |
| 59 EX-591 | TOTAL | 1 394 | 992 | 173 352 | 164 994 | 20 863 | 394 039 | 5 236 | 777 |
| 592 | LIQUOR STORES | 257 | 257 | 57 558 | 57 558 | 4 526 | 86 865 | 1 221 | 12 |
| 593 | ANTIQUA STORES, SECONDHAND STORES | 137 | 79 | 5 832 | 4 452 | 872 | 18 370 | 247 | 102 |
| 5932 | ANTIQUA STORES | 38 | 14 | 1 528 | 770 | 128 | 2 441 | 23 | 32 |
| 5933 | SECONDHAND STORES | 99 | 65 | 4 304 | 3 682 | 744 | 15 929 | 224 | 70 |
| 594 | BOOK, STATIONERY STORES | 92 | 80 | 11 657 | (D) | (D) | (D) | (D) | (D) |
| 5942 | BOOK STORES | 32 | 26 | 4 685 | 4 619 | 901 | 16 491 | 206 | 13 |
| 5943 | STATIONERY STORES | 60 | 54 | 6 972 | (D) | (D) | (D) | (D) | (D) |
| 595 | SPORTING GOODS STORES, BICYCLE SHOPS | 22 | 12 | (D) | (D) | (D) | (D) | (D) | (D) |
| 5952 | SPORTING GOODS STORES | 19 | 11 | 2 310 | 2 180 | 301 | 6 530 | 79 | 12 |
| 5953 | BICYCLE SHOPS | 3 | 1 | (D) | (D) | (D) | (D) | (D) | (D) |
| 5962 | HAY, GRAIN, FEED STORES | 1 | 1 | (D) | (D) | (D) | (D) | (D) | (D) |
| 5969 | OTHER FARM SUPPLY STORES | 1 | 1 | (D) | (D) | (D) | (D) | (D) | (D) |
| | GARDEN SUPPLY STORES | 4 | 2 | 183 | (D) | (D) | (D) | (D) | (D) |
| 597 | JEWELRY STORES | 124 | 90 | 19 876 | 19 154 | 2 924 | 54 928 | 645 | 71 |
| 598 | FUEL, ICE DEALERS | 197 | 101 | 38 278 | 35 940 | 4 716 | 83 954 | 787 | 151 |
| 5982 | COAL AND WOOD DEALERS | 15 | 15 | (D) | (D) | (D) | (D) | (D) | (D) |
| | ICE DEALERS | 10 | - | 118 | - | - | - | - | 10 |
| 5983 | FUEL OIL DEALERS | 171 | 85 | 34 607 | 32 387 | 4 278 | 76 761 | 699 | 133 |
| 5984 | BOTTLED GAS DEALERS | 1 | 1 | (D) | (D) | (D) | (D) | (D) | (D) |
| 5992 | FLORISTS | 83 | 55 | 3 809 | 3 465 | 733 | 12 673 | 183 | 78 |
| 5993 | CIGAR STORES, STANDS | 101 | 59 | 6 224 | 5 004 | 574 | 11 140 | 182 | 67 |
| 5994 | NEWS DEALERS, NEWSSTANDS | 86 | 62 | 6 122 | (D) | (D) | (D) | (D) | (D) |
| 5996 | CAMERA, PHOTOGRAPHIC SUPPLY STORES | 25 | 25 | 5 896 | 5 882 | 615 | 12 565 | 148 | 2 |
| 5997 | GIFT, NOVELTY, SOUVENIR SHOPS | 55 | 29 | 2 245 | (D) | (D) | (D) | (D) | (D) |
| 5998 | OPTICAL GOODS STORES | 80 | 54 | 3 406 | 3 056 | 706 | 12 731 | 155 | 72 |
| 5999 | TYPEWRITER STORES | 2 | 2 | (D) | (D) | (D) | (D) | (D) | (D) |
| | LUGGAGE, LEATHER GOODS STORES | 6 | 4 | 480 | 434 | 115 | 2 058 | 25 | 2 |
| | HOBBY, TOY, GAME SHOPS | 21 | 15 | 1 509 | 1 417 | 195 | 5 341 | 86 | 12 |
| | RELIGIOUS GOODS STORES | 11 | 9 | 852 | 832 | 171 | 3 142 | 42 | 6 |
| | PET SHOPS | 7 | 3 | 246 | 172 | 22 | 524 | 11 | 7 |
| | OTHER | 82 | 52 | 6 366 | 5 980 | 1 016 | 19 522 | 213 | 45 |
| NONSTORE RETAILERS* | | | | | | | | | |
| 53 PART* | TOTAL | 312 | 110 | 49 077 | 46 287 | 13 032 | 273 709 | 3 604 | 234 |
| 532 | MAIL-ORDER HOUSES | 26 | 24 | 27 277 | 27 269 | 9 824 | 212 605 | 2 974 | 6 |
| 534 | MERCHANDISE VENDING MACHINE OPERATORS | 35 | 23 | 3 352 | (D) | (D) | (D) | (D) | (D) |
| 535 | DIRECT SELLING (HOUSE-TO-HOUSE) ORGANIZATIONS | 251 | 63 | 18 448 | (D) | (D) | (D) | (D) | (D) |
| <u>BROOKTON</u> | | | | | | | | | |
| RETAIL TRADE, TOTAL | | | | | | | | | |
| | | 729 | 541 | 135 553 | 131 319 | 16 630 | 323 359 | 5 176 | 444 |
| LUMBER, BUILDING MATERIALS, HARDWARE, FARM EQUIPMENT DEALERS | | | | | | | | | |
| 52 | TOTAL | 33 | 23 | 3 283 | 3 075 | 641 | 12 003 | 128 | 16 |
| 521 | LUMBER AND OTHER BUILDING MATERIALS DEALERS | 10 | 8 | (D) | (D) | (D) | (D) | (D) | (D) |
| 522-524 | HEATING, PLUMBING, PAINT, ELECTRICAL STORES | 15 | 11 | 1 183 | 1 043 | 301 | 5 945 | 53 | 6 |
| 5251 | HARDWARE STORES | 6 | 4 | 659 | 609 | 113 | 1 937 | 29 | 5 |
| 5252 | FARM EQUIPMENT DEALERS | 2 | - | (D) | (D) | (D) | (D) | (D) | (D) |
| GENERAL MERCHANDISE GROUP STORES* | | | | | | | | | |
| 53 PART* | TOTAL | 26 | 22 | 23 778 | 23 708 | 2 968 | 59 328 | 1 175 | 13 |
| 531 | DEPARTMENT STORES | 7 | 7 | 18 845 | 18 845 | 2 414 | 48 934 | 949 | - |
| 533 | LIMITED PRICE VARIETY STORES | 9 | 9 | (D) | (D) | (D) | (D) | (D) | (D) |
| 539 | MISCELLANEOUS GENERAL MERCHANDISE STORES | 10 | 6 | (D) | (D) | (D) | (D) | (D) | (D) |

Standard Notes: - Represents zero. (D) Withheld to avoid disclosure. (NA) Not available. (X) Not applicable.
 *Nonstore retailers, part of SIC major group 53, are shown separately in this table.

TABLE 6. Cities With 500 Establishments or More: 1963-Continued

| SIC code | City and kind of business | Establishments | | Sales | | Payroll, entire year (\$1,000) | Payroll, workweek ended nearest Nov. 15 (dollars) | Paid employees, workweek ended nearest Nov. 15 (number) | Active proprietors of unincorporated businesses (number) |
|--|--|----------------|-----------------------|-------------------------------------|---------------------------------------|--------------------------------|---|---|--|
| | | Total (number) | With payroll (number) | Total, all establishments (\$1,000) | Establishments with payroll (\$1,000) | | | | |
| BROCKTON--CONTINUED | | | | | | | | | |
| FOOD STORES | | | | | | | | | |
| 54 | TOTAL | 122 | 74 | 35 034 | 33 380 | 2 919 | 55 336 | 1 093 | 95 |
| 541 | GROCERY STORES, INCLUDING OELICATESSENS. | 88 | 52 | 33 133 | 31 807 | 2 582 | 48 785 | 951 | 64 |
| 542 | MEAT MARKETS, FISH (SEAFOOD) MARKETS | 9 | 3 | (0) | (0) | (0) | (0) | (0) | (0) |
| 543 | FRUIT STORES, VEGETABLE MARKETS | 9 | 3 | 451 | (0) | (0) | (0) | (0) | (0) |
| 544 | CANDY, NUT, CONFECTIONERY STORES | 4 | 4 | (0) | (0) | (0) | (0) | (0) | (0) |
| 545-549 | OTHER FOOD STORES | 12 | 12 | 828 | 828 | 256 | 4 998 | 87 | 7 |
| AUTOMOTIVE DEALERS | | | | | | | | | |
| 55 EX.554 | TOTAL | 38 | 32 | 19 745 | 19 689 | 2 238 | 41 260 | 381 | 16 |
| GASOLINE SERVICE STATIONS | | | | | | | | | |
| 55PT(554) | TOTAL | 69 | 61 | 6 180 | 5 916 | 511 | 9 842 | 174 | 58 |
| APPAREL, ACCESSORY STORES | | | | | | | | | |
| 56 | TOTAL | 69 | 53 | 11 200 | 10 906 | 1 423 | 26 782 | 417 | 36 |
| 561,567 | MEN'S, BOYS' APPAREL STORES, CUSTOM TAILORS | 10 | 8 | (0) | (0) | (0) | (0) | (0) | (0) |
| 562-3,568 | WOMEN'S CLOTHING, SPECIALTY STORES | 30 | 24 | 6 477 | 6 353 | 761 | 14 792 | 254 | 15 |
| 562 | WOMEN'S READY-TO-WEAR STORES | 20 | 16 | 2 343 | (0) | (0) | (0) | (0) | (0) |
| 563,568 | WOMEN'S ACCESSORY, SPECIALTY STORES, FURRIERS | 10 | 8 | 4 134 | (0) | (0) | (0) | (0) | (0) |
| 565 | FAMILY CLOTHING STORES | 10 | 6 | (0) | (0) | (0) | (0) | (0) | (0) |
| 566 | SHOE STORES | 18 | 14 | 1 533 | 1 485 | 224 | 4 153 | 51 | 10 |
| 564,569 | OTHER APPAREL, ACCESSORY STORES | 1 | 1 | (0) | (0) | (0) | (0) | (0) | (0) |
| FURNITURE, HOME FURNISHINGS, EQUIPMENT STORES | | | | | | | | | |
| 57 | TOTAL | 48 | 40 | 6 847 | 6 723 | 1 214 | 23 093 | 273 | 22 |
| 571 | FURNITURE, HOME FURNISHINGS STORES | 30 | 22 | 4 657 | 4 533 | 901 | 15 947 | 176 | 16 |
| 572,573 | HOUSEHOLD APPLIANCE, RADIO, TELEVISION, MUSIC STORES | 18 | 18 | 2 190 | 2 190 | 313 | 7 146 | 97 | 6 |
| EATING, DRINKING PLACES | | | | | | | | | |
| 58 | TOTAL | 113 | 103 | 5 916 | 5 754 | 1 384 | 27 374 | 601 | 50 |
| 5812 | EATING PLACES | 66 | 58 | 3 728 | 3 594 | 881 | 17 598 | 430 | 45 |
| 5813 | DRINKING PLACES (ALCOHOLIC BEVERAGES) | 47 | 45 | 2 188 | 2 160 | 503 | 9 776 | 171 | 5 |
| DRUG STORES, PROPRIETARY STORES | | | | | | | | | |
| 59PT(591) | TOTAL | 25 | 23 | 3 732 | 3 630 | 622 | 11 997 | 234 | 7 |
| 591 | DRUG STORES | 22 | 22 | (0) | (0) | (0) | (0) | (0) | (0) |
| | PROPRIETARY STORES | 3 | 1 | (0) | (0) | (0) | (0) | (0) | (0) |
| OTHER RETAIL STORES | | | | | | | | | |
| 59 EX.591 | TOTAL | 140 | 94 | 13 751 | 12 997 | 1 917 | 35 282 | 489 | 94 |
| 592 | LIQUOR STORES | 22 | 22 | 3 290 | 3 290 | 352 | 6 806 | 99 | 1 |
| 593 | ANTIQUA STORES, SECONOHANO STORES | 16 | 6 | 377 | 273 | 58 | 1 035 | 20 | 16 |
| 594 | BOOK, STATIONERY STORES | 4 | 4 | (0) | (0) | (0) | (0) | (0) | (0) |
| 595 | SPORTING GOODS STORES, BICYCLE SHOPS | 7 | 3 | 359 | 313 | 45 | 753 | 11 | 6 |
| 596 | FARM, GARDEN SUPPLY STORES, INCLUDING FEED STORES | 5 | 3 | (0) | (0) | (0) | (0) | (0) | (0) |
| 597 | JEWELRY STORES | 10 | 8 | 1 223 | 1 151 | 269 | 4 909 | 66 | 4 |
| 598 | FUEL, ICE DEALERS | 24 | 20 | 4 988 | 4 950 | 752 | 13 539 | 154 | 14 |
| 599 | OTHER STORES | 52 | 28 | 2 076 | 1 588 | 249 | 4 573 | 85 | 49 |
| NONSTORE RETAILERS* | | | | | | | | | |
| 53 PART* | TOTAL | 46 | 16 | 6 087 | 5 541 | 793 | 21 062 | 211 | 37 |
| CAMBRIDGE | | | | | | | | | |
| RETAIL TRADE, TOTAL | | | | | | | | | |
| | | 1 041 | 783 | 237 947 | 231 007 | 29 428 | 565 482 | 8 818 | 619 |
| LUMBER, BUILDING MATERIALS, HARDWARE, FARM EQUIPMENT DEALERS | | | | | | | | | |
| 52 | TOTAL | 31 | 23 | 4 661 | 4 495 | 559 | 12 129 | 141 | 17 |
| 521 | LUMBER AND OTHER BUILDING MATERIALS DEALERS | 5 | 3 | 1 837 | (0) | (0) | (0) | (0) | (0) |
| 522-524 | HEATING, PLUMBING, PAINT, ELECTRICAL STORES | 8 | 6 | 563 | (0) | (0) | (0) | 18 | (0) |
| 5251 | HARDWARE STORES | 18 | 14 | 2 261 | 2 143 | 299 | 6 673 | 98 | 11 |
| 5252 | FARM EQUIPMENT DEALERS | - | - | - | - | - | - | - | - |
| GENERAL MERCHANDISE GROUP STORES* | | | | | | | | | |
| 53 PART* | TOTAL | 27 | 21 | 27 886 | 27 644 | 3 954 | 74 763 | 1 392 | 10 |
| 531 | DEPARTMENT STORES | 6 | 6 | 22 816 | 22 816 | 3 150 | 60 094 | 1 031 | - |
| 533 | LIMITED PRICE VARIETY STORES | 13 | 9 | 3 748 | 3 578 | 655 | 11 775 | 301 | 7 |
| 539 | MISCELLANEOUS GENERAL MERCHANDISE STORES | 8 | 6 | 1 322 | 1 250 | 149 | 2 894 | 60 | 3 |
| FOOD STORES | | | | | | | | | |
| 54 | TOTAL | 203 | 103 | 53 248 | 49 936 | 4 068 | 78 856 | 1 314 | 179 |
| 541 | GROCERY STORES, INCLUDING OELICATESSENS. | 154 | 70 | 50 526 | 47 564 | 3 754 | 71 813 | 1 203 | 134 |
| 542 | MEAT MARKETS, FISH (SEAFOOD) MARKETS | 15 | 13 | 1 215 | 1 155 | 98 | 1 887 | 26 | 10 |

Standard Notes: - Represents zero. (D) Withheld to avoid disclosure. (NA) Not available. (X) Not applicable.
*Nonstore retailers, part of SIC major group 53, are shown separately in this table.

TABLE 6. Cities With 500 Establishments or More: 1963-Continued

| SIC code | City and kind of business | Establishments | | Sales | | Payroll, entire year (\$1,000) | Payroll, workweek ended nearest Nov. 15 (dollars) | Paid employees, workweek ended nearest Nov. 15 (number) | Active proprietors of unincorporated businesses (number) |
|--|---|----------------|-----------------------|-------------------------------------|---------------------------------------|--------------------------------|---|---|--|
| | | Total (number) | With payroll (number) | Total, all establishments (\$1,000) | Establishments with payroll (\$1,000) | | | | |
| <u>CAMBRIDGE--CONTINUED</u> | | | | | | | | | |
| FOOD STORES--CONTINUED | | | | | | | | | |
| 543 | FRUIT STORES; VEGETABLE MARKETS. | 12 | 4 | 459 | 273 | 16 | 305 | 6 | 18 |
| 544 | CANOEY; NUT; CONFECTIONERY STORES. | 1 | 1 | (0) | (0) | (0) | (0) | (0) | (0) |
| 545-549 | OTHER FOOD STORES. | 21 | 15 | (0) | (0) | (0) | (0) | (0) | (0) |
| AUTOMOTIVE DEALERS | | | | | | | | | |
| 55 EX.554 | TOTAL. | 32 | 26 | 32 612 | 32 230 | 3 058 | 46 367 | 436 | 12 |
| GASOLINE SERVICE STATIONS | | | | | | | | | |
| 55PT(554) | TOTAL. | 80 | 72 | 9 226 | 8 964 | 891 | 18 851 | 353 | 72 |
| APPAREL; ACCESSORY STORES | | | | | | | | | |
| 56 | TOTAL. | 84 | 66 | 11 393 | 11 121 | 1 680 | 32 210 | 480 | 41 |
| 561,567 | MEN'S; BOYS' APPAREL STORES; CUSTOM TAILORS. | 26 | 20 | 3 903 | 3 791 | 510 | 9 600 | 113 | 12 |
| 562-3,568 | WOMEN'S CLOTHING; SPECIALTY STORES. | 29 | 25 | 5 016 | 4 928 | 828 | 16 161 | 257 | 13 |
| 562 | WOMEN'S READY-TO-WEAR STORES. | 17 | 17 | 3 237 | 3 237 | 507 | 10 080 | 140 | 4 |
| 563,568 | WOMEN'S ACCESSORY; SPECIALTY STORES; FURRIERS. | 12 | 8 | 1 779 | 1 691 | 321 | 6 081 | 117 | 9 |
| 565 | FAMILY CLOTHING STORES. | 9 | 7 | 1 136 | (0) | (0) | (0) | (0) | (0) |
| 566 | SHOE STORES. | 15 | 13 | 1 218 | 1 200 | 186 | 3 570 | 61 | 6 |
| 564,569 | OTHER APPAREL; ACCESSORY STORES. | 5 | 1 | 120 | (0) | (0) | (0) | (0) | (0) |
| FURNITURE; HOME FURNISHINGS; EQUIPMENT STORES | | | | | | | | | |
| 57 | TOTAL. | 53 | 49 | 27 747 | 27 715 | 2 765 | 70 016 | 758 | 13 |
| 571 | FURNITURE; HOME FURNISHINGS STORES. | 32 | 30 | 5 198 | (0) | (0) | (0) | (0) | (0) |
| 572,573 | HOUSEHOLD APPLIANCE; RADIO; TELEVISION; MUSIC STORES. | 21 | 19 | 22 549 | (0) | (0) | (0) | (0) | (0) |
| EATING; DRINKING PLACES | | | | | | | | | |
| 58 | TOTAL. | 253 | 225 | 24 710 | 24 224 | 6 486 | 125 461 | 2 497 | 102 |
| 5812 | EATING PLACES. | 172 | 144 | 19 374 | 18 888 | 5 269 | 101 223 | 2 096 | 99 |
| 5813 | DRINKING PLACES (ALCOHOLIC BEVERAGES). | 81 | 81 | 5 336 | 5 336 | 1 217 | 24 238 | 401 | 3 |
| DRUG STORES; PROPRIETARY STORES | | | | | | | | | |
| 59PT(591) | TOTAL. | 53 | 49 | 5 694 | 5 592 | 929 | 17 346 | 286 | 26 |
| 591 | DRUG STORES. | 49 | 45 | 5 143 | 5 041 | 843 | 15 811 | 266 | 24 |
| (| PROPRIETARY STORES. | 4 | 4 | 551 | 551 | 86 | 1 535 | 20 | 2 |
| OTHER RETAIL STORES | | | | | | | | | |
| 59 EX.591 | TOTAL. | 182 | 132 | 22 197 | 21 043 | 2 685 | 47 907 | 639 | 119 |
| 592 | LIQUOR STORES. | 28 | 28 | 6 318 | 6 318 | 572 | 11 096 | 132 | 3 |
| 593 | ANTIQUe STORES; SECONOHANO STORES. | 25 | 17 | 1 169 | 1 053 | 222 | 4 798 | 67 | 17 |
| 594 | BOOK; STATIONERY STORES. | 18 | 14 | 2 778 | 2 740 | 324 | 6 422 | 99 | 17 |
| 595 | SPORTING GOODS STORES; BICYCLE SHOPS. | 8 | 6 | 962 | 924 | 178 | 3 939 | 41 | 3 |
| 596 | FARM; GARDEN SUPPLY STORES; INCLUDING FEED STORES. | - | - | - | - | - | - | - | - |
| 597 | JEWELRY STORES. | 13 | 7 | 855 | 819 | 142 | 2 670 | 37 | 11 |
| 598 | FUEL; ICE DEALERS. | 27 | 15 | 4 955 | 4 585 | 610 | 7 001 | 94 | 18 |
| 599 | OTHER STORES. | 63 | 45 | 5 160 | 4 604 | 637 | 11 981 | 169 | 50 |
| NONSTORE RETAILERS* | | | | | | | | | |
| 53 PART* | TOTAL. | 43 | 17 | 18 573 | 18 043 | 2 353 | 41 576 | 522 | 28 |
| <u>FALL RIVER</u> | | | | | | | | | |
| RETAIL TRADE; TOTAL. | | | | | | | | | |
| | | 1 131 | 753 | 132 441 | 123 925 | 15 278 | 297 118 | 4 833 | 897 |
| LUMBER; BUILDING MATERIALS; HARDWARE; FARM EQUIPMENT DEALERS | | | | | | | | | |
| 52 | TOTAL. | 35 | 29 | 4 619 | 4 553 | 639 | 11 171 | 139 | 23 |
| 521 | LUMBER AND OTHER BUILDING MATERIALS DEALERS. | 14 | 12 | 3 635 | 3 597 | 492 | 8 627 | 98 | 6 |
| 522-524 | HEATING; PLUMBING; PAINT; ELECTRICAL STORES. | 11 | 9 | (0) | (0) | (0) | (0) | (0) | (0) |
| 5251 | HARDWARE STORES. | 10 | 8 | (0) | (0) | (0) | (0) | (0) | (0) |
| 5252 | FARM EQUIPMENT DEALERS. | - | - | - | - | - | - | - | - |
| GENERAL MERCHANDISE GROUP STORES* | | | | | | | | | |
| 53 PART* | TOTAL. | 34 | 26 | 13 892 | 13 806 | 2 032 | 37 306 | 747 | 26 |
| 531 | DEPARTMENT STORES. | 3 | 3 | (0) | (0) | (0) | (0) | (0) | (0) |
| 533 | LIMITED PRICE VARIETY STORES. | 13 | 13 | 2 416 | 2 416 | 465 | 8 049 | 194 | 7 |
| 539 | MISCELLANEOUS GENERAL MERCHANDISE STORES. | 18 | 10 | (0) | (0) | (0) | (0) | (0) | (0) |
| FOOD STORES | | | | | | | | | |
| 54 | TOTAL. | 272 | 136 | 33 493 | 29 389 | 2 408 | 54 016 | 892 | 259 |
| 541 | GROCERY STORES; INCLUDING DELICATESSENS. | 197 | 83 | 28 866 | 25 198 | 1 836 | 43 144 | 687 | 193 |
| 542 | MEAT MARKETS; FISH (SEAFOOD) MARKETS. | 14 | 10 | 1 925 | 1 785 | 162 | 3 268 | 56 | 11 |
| 543 | FRUIT STORES; VEGETABLE MARKETS. | 12 | 6 | 578 | 448 | 30 | 566 | 12 | 11 |
| 544 | CANOEY; NUT; CONFECTIONERY STORES. | 1 | 1 | (0) | (0) | (0) | (0) | (0) | (0) |
| 545-549 | OTHER FOOD STORES. | 48 | 36 | (0) | (0) | (0) | (0) | (0) | (0) |

Standard Notes: - Represents zero. (D) Withheld to avoid disclosure. (NA) Not available. (X) Not applicable.
 *Nonstore retailers, part of SIC major group 53, are shown separately in this table.

TABLE 6. Cities With 500 Establishments or More: 1963-Continued

| SIC code | City and kind of business | Establishments | | Sales | | Payroll, entire year (\$1,000) | Payroll, workweek ended nearest Nov. 15 (dollars) | Paid employees, workweek ended nearest Nov. 15 (number) | Active proprietors of unincorporated businesses (number) |
|--|--|----------------|--------------|---------------------------|-----------------------------|--------------------------------|---|---|--|
| | | Total | With payroll | Total, all establishments | Establishments with payroll | | | | |
| | | (number) | (number) | (\$1,000) | (\$1,000) | | | | |
| <u>FALL RIVER--CONTINUED</u> | | | | | | | | | |
| AUTOMOTIVE DEALERS | | | | | | | | | |
| 55 EX.554 | TOTAL | 44 | 30 | 17 245 | 17 037 | 1 631 | 30 257 | 310 | 33 |
| GASOLINE SERVICE STATIONS | | | | | | | | | |
| 55PT(554) | TOTAL | 94 | 60 | 7 007 | 5 733 | 463 | 9 234 | 172 | 99 |
| APPAREL, ACCESSORY STORES | | | | | | | | | |
| 56 | TOTAL | 98 | 74 | 14 870 | 14 544 | 1 867 | 37 459 | 681 | 67 |
| 561,567 | MEN'S, BOYS' APPAREL STORES, CUSTOM TAILORS | 22 | 18 | (D) | (D) | (D) | (D) | (D) | (D) |
| 562-3,568 | WOMEN'S CLOTHING, SPECIALTY STORES | 37 | 33 | 9 085 | 9 057 | 1 219 | 22 841 | 437 | 21 |
| 562 | WOMEN'S READY-TO-WEAR STORES | 21 | 21 | (D) | (D) | (D) | (D) | (D) | (D) |
| 563,568 | WOMEN'S ACCESSORY, SPECIALTY STORES, FURRIERS | 16 | 12 | (D) | (D) | (D) | (D) | (D) | (D) |
| 565 | FAMILY CLOTHING STORES | 19 | 5 | 604 | 444 | 43 | 716 | 13 | 20 |
| 566 | SHOE STORES | 19 | 17 | (D) | (D) | (D) | (D) | (D) | (D) |
| 564,569 | OTHER APPAREL, ACCESSORY STORES | 1 | 1 | (D) | (D) | (D) | (D) | (D) | (D) |
| FURNITURE, HOME FURNISHINGS, EQUIPMENT STORES | | | | | | | | | |
| 57 | TOTAL | 64 | 56 | 12 057 | 11 761 | 1 871 | 34 519 | 452 | 46 |
| 571 | FURNITURE, HOME FURNISHINGS STORES | 41 | 35 | 8 054 | 7 908 | 1 417 | 25 796 | 339 | 32 |
| 572,573 | HOUSEHOLD APPLIANCE, RADIO, TELEVISION, MUSIC STORES | 23 | 21 | 4 003 | 3 853 | 454 | 8 723 | 113 | 14 |
| EATING, DRINKING PLACES | | | | | | | | | |
| 58 | TOTAL | 205 | 171 | 8 388 | 7 794 | 1 783 | 35 353 | 730 | 125 |
| 5812 | EATING PLACES | 123 | 89 | 5 496 | 4 902 | 1 165 | 22 676 | 466 | 121 |
| 5813 | DRINKING PLACES (ALCOHOLIC BEVERAGES) | 82 | 82 | 2 892 | 2 892 | 618 | 12 677 | 264 | 4 |
| DRUG STORES, PROPRIETARY STORES | | | | | | | | | |
| 59PT(591) | TOTAL | 39 | 39 | 4 658 | 4 658 | 664 | 12 606 | 227 | 29 |
| 591 | DRUG STORES | 36 | 36 | 4 333 | 4 333 | 641 | 12 166 | 217 | 26 |
| (| PROPRIETARY STORES | 3 | 3 | 325 | 325 | 23 | 440 | 10 | 3 |
| OTHER RETAIL STORES | | | | | | | | | |
| 59 EX.591 | TOTAL | 207 | 119 | 13 021 | 11 705 | 1 531 | 27 412 | 403 | 155 |
| 592 | LIQUOR STORES | 40 | 38 | 2 672 | 2 644 | 281 | 5 475 | 89 | 7 |
| 593 | ANTIQUARIAN STORES, SECONHAND STORES | 13 | 3 | (D) | (D) | (D) | (D) | (D) | (D) |
| 594 | BOOK, STATIONERY STORES | 5 | 5 | 287 | 287 | 63 | 1 009 | 21 | 2 |
| 595 | SPORTING GOODS STORES, BICYCLE SHOPS | 10 | 6 | 315 | 233 | 26 | 511 | 11 | 8 |
| 596 | FARM, GARDEN SUPPLY STORES, INCLUDING FEEO STORES | 3 | 3 | (D) | (D) | (D) | (D) | (D) | (D) |
| 597 | JEWELRY STORES | 20 | 12 | 1 045 | (D) | (D) | (D) | (D) | (D) |
| 598 | FUEL, ICE DEALERS | 37 | 21 | 5 331 | 5 027 | 702 | 11 895 | 136 | 29 |
| 599 | OTHER STORES | 79 | 31 | 1 937 | 1 237 | 186 | 3 618 | 71 | 83 |
| NONSTORE RETAILERS* | | | | | | | | | |
| 53 PART* | TOTAL | 39 | 13 | 3 191 | 2 945 | 389 | 7 785 | 80 | 35 |
| <u>HAVERHILL</u> | | | | | | | | | |
| RETAIL TRADE, TOTAL | | | | | | | | | |
| | | 559 | 375 | 73 237 | 68 375 | 8 676 | 163 731 | 2 487 | 420 |
| LUMBER, BUILDING MATERIALS, HARDWARE, FARM EQUIPMENT DEALERS | | | | | | | | | |
| 52 | TOTAL | 17 | 15 | 3 816 | 3 812 | 619 | 11 776 | 137 | 6 |
| 521 | LUMBER AND OTHER BUILDING MATERIALS DEALERS | 6 | 6 | 1 639 | 1 639 | 278 | 4 985 | 64 | 1 |
| 522-524 | HEATING, PLUMBING, PAINT, ELECTRICAL STORES | 8 | 6 | 1 820 | 1 816 | 309 | 6 197 | 66 | 5 |
| 5251 | HARDWARE STORES | 2 | 2 | (D) | (D) | (D) | (D) | (D) | (D) |
| 5252 | FARM EQUIPMENT DEALERS | 1 | 1 | (D) | (D) | (D) | (D) | (D) | (D) |
| GENERAL MERCHANDISE GROUP STORES* | | | | | | | | | |
| 53 PART* | TOTAL | 19 | 15 | 9 338 | 9 280 | 1 376 | 26 361 | 510 | 6 |
| 531 | DEPARTMENT STORES | 3 | 3 | 5 551 | 5 551 | 747 | 14 483 | 285 | - |
| 533 | LIMITED PRICE VARIETY STORES | 8 | 8 | (D) | (D) | (D) | (D) | (D) | (D) |
| 539 | MISCELLANEOUS GENERAL MERCHANDISE STORES | 8 | 4 | (D) | (D) | (D) | (D) | (D) | (D) |
| FOOD STORES | | | | | | | | | |
| 54 | TOTAL | 110 | 70 | 18 856 | 17 458 | 1 404 | 28 384 | 436 | 97 |
| 541 | GROCERY STORES, INCLUDING DELICATESSENS | 69 | 45 | 16 907 | 15 931 | 1 197 | 24 248 | 357 | 60 |
| 542 | MEAT MARKETS, FISH (SEAFOOD) MARKETS | 12 | 4 | 852 | 622 | 58 | 1 066 | 14 | 18 |
| 543 | FRUIT STORES, VEGETABLE MARKETS | 7 | 3 | 361 | (D) | (D) | (D) | (D) | (D) |
| 544 | CANDY, NUT, CONFECTIONERY STORES | 7 | 5 | 171 | 133 | 19 | 412 | 10 | 3 |
| 545-549 | OTHER FOOD STORES | 15 | 13 | 565 | (D) | (D) | (D) | (D) | (D) |
| AUTOMOTIVE DEALERS | | | | | | | | | |
| 55 EX.554 | TOTAL | 32 | 22 | 14 595 | 13 925 | 1 612 | 24 834 | 276 | 16 |

Standard Notes: - Represents zero. (D) Withheld to avoid disclosure. (NA) Not available. (X) Not applicable.
 *Nonstore retailers, part of SIC major group 53, are shown separately in this table.

TABLE 6. Cities With 500 Establishments or More: 1963-Continued

| SIC code | City and kind of business | Establishments | | Sales | | Payroll, entire year (\$1,000) | Payroll, workweek ended nearest Nov. 15 (dollars) | Paid employees, workweek ended nearest Nov. 15 (number) | Active proprietors of unincorporated businesses (number) |
|---|--|----------------|-----------------------|-------------------------------------|---------------------------------------|--------------------------------|---|---|--|
| | | Total (number) | With payroll (number) | Total, all establishments (\$1,000) | Establishments with payroll (\$1,000) | | | | |
| <u>HAVERHILL---CONTINUED</u> | | | | | | | | | |
| GASOLINE SERVICE STATIONS | | | | | | | | | |
| 55PT(S54) | TOTAL | 44 | 32 | 4 697 | 4 237 | 379 | 7 347 | 129 | 43 |
| APPAREL; ACCESSORY STORES | | | | | | | | | |
| 56 | TOTAL | 45 | 37 | 3 768 | 3 572 | 539 | 9 843 | 166 | 23 |
| S61, S67 | MEN'S, BOYS' APPAREL STORES, CUSTOM TAILORS | 9 | 9 | 1 237 | 1 237 | 211 | 3 532 | 47 | 1 |
| S62-S3, S68 | WOMEN'S CLOTHING, SPECIALTY STORES | 15 | 13 | 1 153 | 1 071 | 177 | 3 327 | 67 | 9 |
| S62 | WOMEN'S READY-TO-WEAR STORES | 10 | 8 | (0) | (0) | (0) | (0) | (0) | (0) |
| S63, S68 | WOMEN'S ACCESSORY, SPECIALTY STORES, FURRIERS | 5 | 5 | (0) | (0) | (0) | (0) | (0) | (0) |
| S65 | FAMILY CLOTHING STORES | 1 | 1 | (0) | (0) | (0) | (0) | (0) | (0) |
| S66 | SHOE STORES | 16 | 10 | 947 | 833 | 97 | 1 976 | 33 | 11 |
| S64, S69 | OTHER APPAREL, ACCESSORY STORES | 4 | 4 | (0) | (0) | (0) | (0) | (0) | (0) |
| FURNITURE, HOME FURNISHINGS, EQUIPMENT STORES | | | | | | | | | |
| S7 | TOTAL | 37 | 21 | 3 495 | 3 301 | 604 | 11 738 | 130 | 24 |
| S71 | FURNITURE, HOME FURNISHINGS STORES | 26 | 14 | 2 436 | 2 268 | 407 | 8 061 | 91 | 17 |
| S72, S73 | HOUSEHOLD APPLIANCE, RADIO, TELEVISION, MUSIC STORES | 11 | 7 | 1 059 | 1 033 | 197 | 3 677 | 39 | 7 |
| EATING, DRINKING PLACES | | | | | | | | | |
| S8 | TOTAL | 100 | 80 | 4 085 | 3 739 | 858 | 20 141 | 359 | 83 |
| S812 | EATING PLACES | 65 | 53 | 2 930 | 2 790 | 684 | 16 768 | 287 | 55 |
| S813 | DRINKING PLACES (ALCOHOLIC BEVERAGES) | 35 | 27 | 1 155 | 949 | 174 | 3 373 | 72 | 28 |
| DRUG STORES, PROPRIETARY STORES | | | | | | | | | |
| S9PT(S91) | TOTAL | 17 | 17 | 2 118 | 2 118 | 380 | 6 712 | 102 | 5 |
| S91 | DRUG STORES | 17 | 17 | 2 118 | 2 118 | 380 | 6 712 | 102 | 5 |
| | PROPRIETARY STORES | - | - | - | - | - | - | - | - |
| OTHER RETAIL STORES | | | | | | | | | |
| S9 EX, S91 | TOTAL | 113 | 61 | 7 437 | 6 145 | 819 | 14 938 | 214 | 96 |
| S92 | LIQUOR STORES | 18 | 16 | 1 817 | 1 537 | 158 | 2 837 | 48 | 8 |
| S93 | ANTIQUE STORES, SECONOHANO STORES | 13 | 3 | 113 | (0) | (0) | (0) | (0) | (0) |
| S94 | BOOK, STATIONERY STORES | 1 | 1 | (0) | (0) | (0) | (0) | (0) | (0) |
| S95 | SPORTING GOODS STORES, BICYCLE SHOPS | 6 | 4 | 302 | 282 | 44 | 678 | 10 | 5 |
| S96 | FARM, GARDEN SUPPLY STORES, INCLUDING FEO STORES | 3 | 3 | 448 | 448 | 22 | 624 | 10 | 2 |
| S97 | JEWELRY STORES | 8 | 8 | (0) | (0) | (0) | (0) | (0) | (0) |
| S98 | FUEL, ICE DEALERS | 26 | 12 | 3 242 | 2 594 | 391 | 7 083 | 83 | 23 |
| S99 | OTHER STORES | 38 | 14 | 757 | 495 | 74 | 1 463 | 27 | 38 |
| NONSTORE RETAILERS* | | | | | | | | | |
| 53 PART* | TOTAL | 25 | 5 | 1 032 | 788 | 86 | 1 657 | 28 | 21 |
| <u>HOLYOKE</u> | | | | | | | | | |
| RETAIL TRADE; TOTAL | | | | | | | | | |
| | | 563 | 417 | 82 727 | 79 737 | 10 283 | 196 697 | 3 246 | 375 |
| LUMBER, BUILDING MATERIALS, HARWARE, FARM EQUIPMENT DEALERS | | | | | | | | | |
| 52 | TOTAL | 28 | 22 | 3 194 | 3 086 | 528 | 10 152 | 128 | 18 |
| S21 | LUMBER AND OTHER BUILDING MATERIALS DEALERS | 7 | 7 | 1 490 | 1 490 | 286 | 5 825 | 70 | 2 |
| S22-S24 | HEATING, PLUMBING, PAINT, ELECTRICAL STORES | 15 | 9 | 1 013 | 905 | 150 | 2 685 | 31 | 12 |
| S251 | HARWARE STORES | 6 | 6 | 691 | 691 | 92 | 1 642 | 27 | 4 |
| S252 | FARM EQUIPMENT DEALERS | - | - | - | - | - | - | - | - |
| GENERAL MERCHANDISE GROUP STORES* | | | | | | | | | |
| S3 PART* | TOTAL | 26 | 26 | 11 412 | 11 412 | 1 562 | 29 776 | 613 | 4 |
| S31 | DEPARTMENT STORES | 3 | 3 | 5 492 | 5 492 | 663 | 13 055 | 292 | - |
| S33 | LIMITED PRICE VARIETY STORES | 18 | 18 | 3 498 | 3 498 | 587 | 10 638 | 235 | 3 |
| S39 | MISCELLANEOUS GENERAL MERCHANDISE STORES | 5 | 5 | 2 422 | 2 422 | 312 | 6 083 | 86 | 1 |
| FOOD STORES | | | | | | | | | |
| S4 | TOTAL | 100 | 62 | 18 610 | 17 512 | 1 679 | 31 702 | 603 | 85 |
| S41 | GROCERY STORES, INCLUDING DELICATESSENS | 65 | 41 | 16 758 | 15 932 | 1 369 | 25 586 | 483 | 61 |
| S42 | MEAT MARKETS, FISH (SEAFOOD) MARKETS | 8 | 4 | 710 | (0) | (0) | (0) | (0) | (0) |
| S43 | FRUIT STORES, VEGETABLE MARKETS | 5 | 1 | 104 | (0) | (0) | (0) | (0) | (0) |
| S44 | CANDY, NUT, CONFECTIONERY STORES | 6 | 2 | 241 | (0) | (0) | (0) | (0) | (0) |
| S45-S49 | OTHER FOOD STORES | 16 | 14 | 797 | 735 | 212 | 4 135 | 82 | 8 |
| AUTOMOTIVE DEALERS | | | | | | | | | |
| S5 EX, S54 | TOTAL | 26 | 14 | 14 677 | 14 421 | 1 297 | 24 401 | 247 | 17 |
| GASOLINE SERVICE STATIONS | | | | | | | | | |
| SSPT(S54) | TOTAL | 34 | 28 | 3 263 | 3 045 | 314 | 5 989 | 104 | 31 |

Standard Notes: - Represents zero. (D) Withheld to avoid disclosure. (NA) Not available. (X) Not applicable.
 *Nonstore retailers, part of SIC major group 53, are shown separately in this table.

TABLE 6. Cities With 500 Establishments or More: 1963-Continued

| SIC code | City and kind of business | Establishments | | Sales | | Payroll, entire year (\$1,000) | Payroll, workweek ended nearest Nov. 15 (dollars) | Paid employees, workweek ended nearest Nov. 15 (number) | Active proprietors of unincorporated businesses (number) |
|---|--|----------------|-----------------------|-------------------------------------|---------------------------------------|--------------------------------|---|---|--|
| | | Total (number) | With payroll (number) | Total, all establishments (\$1,000) | Establishments with payroll (\$1,000) | | | | |
| <u>HOLYOKE--CONTINUED</u> | | | | | | | | | |
| APPAREL, ACCESSORY STORES | | | | | | | | | |
| 56 | TOTAL | 49 | 33 | 4 864 | 4 634 | 830 | 16 120 | 254 | 27 |
| 561,567 | MEN'S, BOYS' APPAREL STORES, CUSTOM TAILORS. | 8 | 6 | 731 | 715 | 156 | 2 934 | 41 | 4 |
| 562-5,568 | WOMEN'S CLOTHING, SPECIALTY STORES | 20 | 14 | 2 174 | 2 088 | 375 | 6 926 | 127 | 11 |
| 562 | WOMEN'S READY-TO-WEAR STORES | 11 | 9 | 1 822 | 1 808 | 327 | 6 005 | 110 | 6 |
| 563,568 | WOMEN'S ACCESSORY, SPECIALTY STORES, FURRIERS. | 9 | 5 | 352 | 280 | 48 | 921 | 17 | 5 |
| 565 | FAMILY CLOTHING STORES | 8 | 4 | 635 | (D) | (D) | (D) | (D) | (D) |
| 566 | SHOE STORES | 10 | 8 | 1 224 | 1 168 | 211 | 4 212 | 62 | 4 |
| 564,569 | OTHER APPAREL, ACCESSORY STORES. | 3 | 1 | 100 | (D) | (D) | (D) | (D) | (D) |
| FURNITURE, HOME FURNISHINGS, EQUIPMENT STORES | | | | | | | | | |
| 57 | TOTAL | 38 | 30 | 5 267 | 5 195 | 794 | 14 493 | 191 | 23 |
| 571 | FURNITURE, HOME FURNISHINGS STORES | 27 | 21 | 3 358 | 3 296 | 496 | 8 812 | 117 | 18 |
| 572,573 | HOUSEHOLD APPLIANCE, RADIO, TELEVISION, MUSIC STORES | 11 | 9 | 1 909 | 1 899 | 298 | 5 681 | 74 | 5 |
| EATING, DRINKING PLACES | | | | | | | | | |
| 58 | TOTAL | 110 | 94 | 5 703 | 5 445 | 1 349 | 27 590 | 556 | 64 |
| 5812 | EATING PLACES. | 62 | 46 | 3 540 | 3 282 | 799 | 16 122 | 373 | 60 |
| 5813 | DRINKING PLACES (ALCOHOLIC BEVERAGES). | 48 | 48 | 2 163 | 2 163 | 550 | 11 468 | 183 | 4 |
| DRUG STORES, PROPRIETARY STORES | | | | | | | | | |
| 59PT(591) | TOTAL | 30 | 28 | 2 902 | 2 842 | 401 | 7 938 | 136 | 21 |
| 591 | DRUG STORES | 30 | 28 | 2 902 | 2 842 | 401 | 7 938 | 136 | 21 |
| (| PROPRIETARY STORES | - | - | - | - | - | - | - | - |
| OTHER RETAIL STORES | | | | | | | | | |
| 59 EX,591 | TOTAL | 103 | 69 | 10 951 | 10 321 | 1 312 | 24 961 | 358 | 70 |
| 592 | LIQUOR STORES. | 15 | 13 | 2 166 | 2 050 | 269 | 4 392 | 87 | 4 |
| 593 | ANTIQUe STORES, SECONOHANO STORES. | 6 | 2 | (D) | (D) | (D) | (D) | (D) | (D) |
| 594 | BOOK, STATIONERY STORES. | 5 | 3 | 111 | 105 | 24 | 481 | 7 | 3 |
| 595 | SPORTING GOODS STORES, BICYCLE SHOPS | 8 | 4 | 335 | 213 | 22 | 505 | 8 | 8 |
| 596 | FARM, GARDEN SUPPLY STORES, INCLUDING FEED STORES. | 2 | 2 | (D) | (D) | (D) | (D) | (D) | (D) |
| 597 | JEWELRY STORES | 9 | 7 | 771 | 743 | 138 | 3 029 | 44 | 4 |
| 598 | FUEL, ICE DEALERS. | 17 | 13 | 5 482 | 5 366 | 608 | 12 075 | 129 | 12 |
| 599 | OTHER STORES | 41 | 25 | 1 909 | 1 721 | 227 | 4 029 | 76 | 34 |
| NONSTORE RETAILERS* | | | | | | | | | |
| 53 PART* | TOTAL | 19 | 11 | 1 884 | 1 824 | 217 | 3 575 | 56 | 15 |
| <u>LAWRENCE</u> | | | | | | | | | |
| RETAIL TRADE, TOTAL. | | | | | | | | | |
| | | 890 | 634 | 114 893 | 109 049 | 15 102 | 295 086 | 4 496 | 624 |
| LUMBER, BUILDING MATERIALS, HARWARE, FARM EQUIPMENT DEALERS | | | | | | | | | |
| 52 | TOTAL | 25 | 21 | 4 726 | 4 612 | 615 | 11 940 | 134 | 19 |
| 521 | LUMBER AND OTHER BUILDING MATERIALS DEALERS. | 11 | 9 | 3 367 | 3 361 | 433 | 8 343 | 88 | 10 |
| 522-524 | HEATING, PLUMBING, PAINT, ELECTRICAL STORES. | 12 | 10 | (D) | (D) | (D) | (D) | (D) | (D) |
| 5251 | HARWARE STORES. | 2 | 2 | (D) | (D) | (D) | (D) | (D) | (D) |
| 5252 | FARM EQUIPMENT DEALERS | - | - | - | - | - | - | - | - |
| GENERAL MERCHANDISE GROUP STORES* | | | | | | | | | |
| 53 PART* | TOTAL | 20 | 20 | 14 304 | 14 304 | 2 002 | 42 615 | 790 | 8 |
| 531 | DEPARTMENT STORES. | 4 | 4 | (D) | (D) | (D) | (D) | (D) | (D) |
| 533 | LIMITED PRICE VARIETY STORES | 6 | 6 | (D) | (D) | (D) | (D) | (D) | (D) |
| 539 | MISCELLANEOUS GENERAL MERCHANDISE STORES | 10 | 10 | 3 683 | 3 683 | 593 | 12 250 | 179 | 3 |
| FOOD STORES | | | | | | | | | |
| 54 | TOTAL | 206 | 108 | 21 115 | 18 813 | 1 810 | 35 814 | 614 | 190 |
| 541 | GROCERY STORES, INCLUDING DELICATESSENS. | 137 | 65 | 17 239 | 15 475 | 1 223 | 23 910 | 406 | 132 |
| 542 | MEAT MARKETS, FISH (SEAFOOD) MARKETS | 25 | 11 | 1 557 | 1 197 | 81 | 1 687 | 37 | 29 |
| 543 | FRUIT STORES, VEGETABLE MARKETS. | 3 | 1 | 172 | (D) | (D) | (D) | (D) | (D) |
| 544 | CANDY, NUT, CONFECTIONERY STORES | 5 | 5 | 288 | (D) | (D) | (D) | (D) | (D) |
| 545-549 | OTHER FOOD STORES. | 36 | 26 | 1 859 | 1 765 | 445 | 9 173 | 149 | 25 |
| AUTOMOTIVE DEALERS | | | | | | | | | |
| 55 EX,554 | TOTAL | 34 | 24 | 20 044 | 19 738 | 2 223 | 43 530 | 371 | 18 |
| GASOLINE SERVICE STATIONS | | | | | | | | | |
| 55PT(554) | TOTAL | 72 | 52 | 7 429 | 6 373 | 694 | 14 206 | 212 | 74 |

Standard Notes: - Represents zero. (D) Withheld to avoid disclosure. (NA) Not available. (X) Not applicable.
 *Nonstore retailers, part of SIC major group 53, are shown separately in this table.

TABLE 6. Cities With 500 Establishments or More: 1963-Continued

| SIC code | City and kind of business | Establishments | | Sales | | Payroll, entire year (\$1,000) | Payroll, workweek ended nearest Nov. 15 (dollars) | Paid employees, workweek ended nearest Nov. 15 (number) | Active proprietors of unincorporated businesses (number) |
|--|--|----------------|-----------------------|-------------------------------------|---------------------------------------|--------------------------------|---|---|--|
| | | Total (number) | With payroll (number) | Total, all establishments (\$1,000) | Establishments with payroll (\$1,000) | | | | |
| LAWRENCE--CONTINUED | | | | | | | | | |
| APPAREL; ACCESSORY STORES | | | | | | | | | |
| 56 | TOTAL | 95 | 73 | 11 059 | 10 769 | 1 805 | 33 843 | 607 | 54 |
| 561,567 | MEN'S, BOYS' APPAREL STORES; CUSTOM TAILORS | 21 | 17 | 3 326 | 3 294 | 542 | 10 563 | 151 | 8 |
| 562-3,568 | WOMEN'S CLOTHING; SPECIALTY STORES | 39 | 35 | 5 286 | 5 260 | 949 | 18 071 | 341 | 20 |
| 562 | WOMEN'S READY-TO-WEAR STORES | 18 | 18 | 3 938 | 3 938 | 710 | 13 074 | 262 | 10 |
| 563,568 | WOMEN'S ACCESSORY; SPECIALTY STORES; FURRIERS | 21 | 17 | 1 348 | 1 322 | 239 | 4 997 | 79 | 10 |
| 565 | FAMILY CLOTHING STORES | 12 | 2 | (D) | (D) | (D) | (D) | (D) | (D) |
| 566 | SHOE STORES | 22 | 18 | 1 772 | 1 686 | 236 | 4 150 | 73 | 14 |
| 564,569 | OTHER APPAREL; ACCESSORY STORES | 1 | 1 | (D) | (D) | (D) | (D) | (D) | (D) |
| FURNITURE; HOME FURNISHINGS; EQUIPMENT STORES | | | | | | | | | |
| 57 | TOTAL | 60 | 42 | 6 920 | 6 448 | 1 043 | 19 650 | 243 | 39 |
| 571 | FURNITURE; HOME FURNISHINGS STORES | 43 | 29 | 4 737 | 4 347 | 722 | 13 364 | 171 | 28 |
| 572,573 | HOUSEHOLD APPLIANCE; RADIO; TELEVISION; MUSIC STORES | 17 | 13 | 2 183 | 2 101 | 321 | 6 286 | 72 | 11 |
| EATING; DRINKING PLACES | | | | | | | | | |
| 58 | TOTAL | 169 | 145 | 8 547 | 8 111 | 1 991 | 39 830 | 792 | 90 |
| 5812 | EATING PLACES | 100 | 76 | 6 087 | 5 651 | 1 411 | 27 477 | 581 | 86 |
| 5813 | DRINKING PLACES (ALCOHOLIC BEVERAGES) | 69 | 69 | 2 460 | 2 460 | 580 | 12 353 | 211 | 4 |
| DRUG STORES; PROPRIETARY STORES | | | | | | | | | |
| 59PT(591) | TOTAL | 37 | 37 | 4 433 | 4 433 | 600 | 10 921 | 197 | 25 |
| 591 | DRUG STORES | 35 | 35 | (D) | (D) | (D) | (D) | (D) | (D) |
| | PROPRIETARY STORES | 2 | 2 | (D) | (D) | (D) | (D) | (D) | (D) |
| OTHER RETAIL STORES | | | | | | | | | |
| 59 EX,591 | TOTAL | 145 | 103 | 13 630 | 12 910 | 1 887 | 34 578 | 456 | 84 |
| 592 | LIQUOR STORES | 17 | 17 | 1 960 | 1 960 | 226 | 4 451 | 67 | - |
| 593 | ANTIQUA STORES; SECONDHAND STORES | 9 | 3 | (D) | (D) | (D) | (D) | (D) | (D) |
| 594 | BOOK; STATIONERY STORES | 4 | 4 | 248 | 248 | 42 | 725 | 16 | 1 |
| 595 | SPORTING GOODS STORES; BICYCLE SHOPS | 5 | 5 | 730 | 730 | 104 | 1 953 | 28 | 2 |
| 596 | FARM; GARDEN SUPPLY STORES; INCLUDING FEED STORES | 1 | 1 | (D) | (D) | (D) | (D) | (D) | (D) |
| 597 | JEWELRY STORES | 17 | 13 | 1 339 | 1 309 | 189 | 3 337 | 54 | 10 |
| 598 | FUEL; ICE DEALERS | 30 | 24 | 5 768 | 5 704 | 885 | 15 985 | 172 | 18 |
| 599 | OTHER STORES | 62 | 36 | 2 827 | 2 439 | 392 | 7 418 | 106 | 46 |
| NONSTORE RETAILERS* | | | | | | | | | |
| 53 PART* | TOTAL | 27 | 9 | 2 686 | 2 538 | 432 | 8 159 | 80 | 23 |
| LOWELL | | | | | | | | | |
| RETAIL TRADE; TOTAL | | | | | | | | | |
| | TOTAL | 886 | 672 | 142 299 | 136 757 | 18 153 | 339 165 | 5 606 | 585 |
| LUMBER; BUILDING MATERIALS; HARDWARE; FARM EQUIPMENT DEALERS | | | | | | | | | |
| 52 | TOTAL | 36 | 24 | 9 717 | 9 369 | 1 194 | 21 907 | 243 | 19 |
| 521 | LUMBER AND OTHER BUILDING MATERIALS DEALERS | 11 | 7 | 3 359 | 3 263 | 480 | 7 917 | 77 | 6 |
| 522-524 | HEATING; PLUMBING; PAINT; ELECTRICAL STORES | 8 | 6 | (D) | (D) | (D) | (D) | (D) | (D) |
| 5251 | HARDWARE STORES | 17 | 11 | (D) | (D) | (D) | (D) | (D) | (D) |
| 5252 | FARM EQUIPMENT DEALERS | - | - | - | - | - | - | - | - |
| GENERAL MERCHANDISE GROUP STORES* | | | | | | | | | |
| 53 PART* | TOTAL | 23 | 23 | 16 215 | 16 215 | 2 517 | 47 201 | 1 007 | 11 |
| 531 | DEPARTMENT STORES | 6 | 6 | (D) | (D) | (D) | (D) | (D) | (D) |
| 533 | LIMITED PRICE VARIETY STORES | 7 | 7 | 1 763 | 1 763 | 336 | 5 178 | 116 | 4 |
| 539 | MISCELLANEOUS GENERAL MERCHANDISE STORES | 10 | 10 | (D) | (D) | (D) | (D) | (D) | (D) |
| FOOD STORES | | | | | | | | | |
| 54 | TOTAL | 183 | 107 | 35 005 | 32 755 | 2 984 | 55 409 | 898 | 154 |
| 541 | GROCERY STORES; INCLUDING DELICATESSENS | 130 | 70 | 32 130 | 30 412 | 2 552 | 46 503 | 715 | 110 |
| 542 | MEAT MARKETS; FISH (SEAFOOD) MARKETS | 15 | 9 | (D) | (D) | (D) | (D) | (D) | (D) |
| 543 | FRUIT STORES; VEGETABLE MARKETS | 5 | 3 | (D) | (D) | (D) | (D) | (D) | (D) |
| 544 | CANDY; NUT; CONFECTIONERY STORES | 13 | 7 | (D) | (D) | (D) | (D) | (D) | (D) |
| 545-549 | OTHER FOOD STORES | 20 | 18 | 1 299 | 1 241 | 301 | 6 373 | 113 | 14 |
| AUTOMOTIVE DEALERS | | | | | | | | | |
| 55 EX,554 | TOTAL | 39 | 31 | 21 554 | 21 132 | 2 078 | 34 682 | 453 | 20 |
| GASOLINE SERVICE STATIONS | | | | | | | | | |
| 55PT(554) | TOTAL | 73 | 67 | 7 246 | 6 984 | 703 | 13 610 | 254 | 66 |

Standard Notes: - Represents zero. (D) Withheld to avoid disclosure. (NA) Not available. (X) Not applicable.
 *Nonstore retailers, part of SIC major group 53, are shown separately in this table.

TABLE 6. Cities With 500 Establishments or More: 1963-Continued

| SIC code | City and kind of business | Establishments | | Sales | | Payroll, entire year (\$1,000) | Payroll, workweek ended nearest Nov. 15 (dollars) | Paid employees, workweek ended nearest Nov. 15 (number) | Active proprietors of unincorporated businesses (number) |
|--|--|----------------|-----------------------|-------------------------------------|---------------------------------------|--------------------------------|---|---|--|
| | | Total (number) | With payroll (number) | Total, all establishments (\$1,000) | Establishments with payroll (\$1,000) | | | | |
| <u>LOWELL--CONTINUEO</u> | | | | | | | | | |
| APPAREL, ACCESSORY STORES | | | | | | | | | |
| 56 | TOTAL | 65 | 53 | 8 562 | 8 228 | 1 448 | 26 871 | 438 | 34 |
| 561,567 | MEN'S, BOYS' APPAREL STORES, CUSTOM TAILORS | 21 | 15 | 2 305 | 2 207 | 380 | 7 622 | 86 | 10 |
| 562-3,568 | WOMEN'S CLOTHING, SPECIALTY STORES | 21 | 21 | (0) | (0) | (0) | (0) | (0) | (0) |
| 562 | WOMEN'S READY-TO-WEAR STORES | 14 | 14 | 3 165 | 3 165 | 540 | 10 196 | 192 | 8 |
| 563,568 | WOMEN'S ACCESSORY, SPECIALTY STORES, FURRIERS | 7 | 7 | (0) | (0) | (0) | (0) | (0) | (0) |
| 565 | FAMILY CLOTHING STORES | 4 | 2 | 957 | (0) | (0) | (0) | (0) | (0) |
| 566 | SHOE STORES | 16 | 14 | (0) | (0) | (0) | (0) | (0) | (0) |
| 564,569 | OTHER APPAREL, ACCESSORY STORES | 3 | 1 | (0) | (0) | (0) | (0) | (0) | (0) |
| FURNITURE, HOME FURNISHINGS, EQUIPMENT STORES | | | | | | | | | |
| 57 | TOTAL | 46 | 34 | 6 261 | 5 913 | 1 082 | 19 188 | 230 | 23 |
| 571 | FURNITURE, HOME FURNISHINGS STORES | 26 | 22 | 3 617 | (0) | (0) | (0) | (0) | (0) |
| 572,573 | HOUSEHOLD APPLIANCE, RADIO, TELEVISION, MUSIC STORES | 20 | 12 | 2 644 | (0) | (0) | (0) | (0) | (0) |
| EATING, DRINKING PLACES | | | | | | | | | |
| 58 | TOTAL | 187 | 169 | 10 925 | 10 723 | 2 494 | 52 995 | 1 080 | 105 |
| 5812 | EATING PLACES | 117 | 99 | 7 654 | 7 452 | 1 744 | 37 736 | 820 | 100 |
| 5813 | DRINKING PLACES (ALCOHOLIC BEVERAGES) | 70 | 70 | 3 271 | 3 271 | 750 | 15 259 | 260 | 5 |
| DRUG STORES, PROPRIETARY STORES | | | | | | | | | |
| 59PT(591) | TOTAL | 45 | 43 | 4 825 | 4 709 | 775 | 14 332 | 274 | 27 |
| 591 | DRUG STORES | 44 | 42 | (0) | (0) | (0) | (0) | (0) | (0) |
| (| PROPRIETARY STORES | 1 | 1 | (0) | (0) | (0) | (0) | (0) | (0) |
| OTHER RETAIL STORES | | | | | | | | | |
| 59 EX,591 | TOTAL | 157 | 111 | 16 560 | 15 576 | 2 184 | 38 844 | 549 | 100 |
| 592 | LIQUOR STORES | 24 | 24 | 3 781 | 3 781 | 516 | 8 280 | 122 | 1 |
| 593 | ANTIQUES STORES, SECONDHAND STORES | 7 | 5 | 132 | (0) | (0) | (0) | (0) | (0) |
| 594 | BOOK, STATIONERY STORES | 7 | 5 | (0) | (0) | (0) | (0) | (0) | (0) |
| 595 | SPORTING GOODS STORES, BICYCLE SHOPS | 9 | 5 | 194 | 168 | 25 | 468 | 6 | 7 |
| 596 | FARM, GARDEN SUPPLY STORES, INCLUDING FEEO STORES | 4 | 4 | (0) | (0) | (0) | (0) | (0) | (0) |
| 597 | JEWELRY STORES | 20 | 6 | 1 066 | 916 | 145 | 2 486 | 50 | 14 |
| 598 | FUEL, ICE DEALERS | 41 | 29 | 5 600 | 5 096 | 804 | 14 958 | 172 | 36 |
| 599 | OTHER STORES | 45 | 33 | 2 559 | 2 323 | 372 | 6 628 | 99 | 35 |
| NONSTORE RETAILERS* | | | | | | | | | |
| 53 PART* | TOTAL | 32 | 10 | 5 429 | 5 153 | 694 | 14 126 | 180 | 26 |
| <u>LYNN</u> | | | | | | | | | |
| RETAIL TRADE, TOTAL | | | | | | | | | |
| | | 917 | 659 | 132 962 | 126 394 | 16 627 | 311 582 | 5 034 | 637 |
| LUMBER, BUILDING MATERIALS, HARDWARE, FARM EQUIPMENT DEALERS | | | | | | | | | |
| 52 | TOTAL | 31 | 27 | 4 733 | 4 597 | 534 | 10 403 | 119 | 16 |
| 521 | LUMBER AND OTHER BUILDING MATERIALS DEALERS | 11 | 11 | 2 458 | 2 458 | 272 | 5 584 | 61 | 4 |
| 522-524 | HEATING, PLUMBING, PAINT, ELECTRICAL STORES | 10 | 8 | 1 002 | 966 | 124 | 2 587 | 28 | 5 |
| 5251 | HARDWARE STORES | 10 | 8 | 1 273 | 1 173 | 138 | 2 232 | 30 | 7 |
| 5252 | FARM EQUIPMENT DEALERS | - | - | - | - | - | - | - | - |
| GENERAL MERCHANDISE GROUP STORES* | | | | | | | | | |
| 53 PART* | TOTAL | 24 | 20 | 14 139 | 14 031 | 2 001 | 35 951 | 808 | 12 |
| 531 | DEPARTMENT STORES | 4 | 4 | 9 471 | 9 471 | 1 204 | 20 525 | 493 | - |
| 533 | LIMITED PRICE VARIETY STORES | 11 | 9 | 2 267 | 2 255 | 429 | 7 731 | 191 | 6 |
| 539 | MISCELLANEOUS GENERAL MERCHANDISE STORES | 9 | 7 | 2 401 | 2 305 | 368 | 7 695 | 124 | 6 |
| FOOD STORES | | | | | | | | | |
| 54 | TOTAL | 197 | 117 | 35 942 | 32 978 | 2 817 | 54 005 | 865 | 164 |
| 541 | GROCERY STORES, INCLUDING DELICATESSENS | 127 | 65 | 31 082 | 28 708 | 2 223 | 41 041 | 632 | 106 |
| 542 | MEAT MARKETS, FISH (SEAFOOD) MARKETS | 26 | 16 | 1 529 | 1 143 | 94 | 1 994 | 31 | 24 |
| 543 | FRUIT STORES, VEGETABLE MARKETS | 13 | 7 | 1 103 | 981 | 89 | 2 753 | 52 | 11 |
| 544 | CANDY, NUT, CONFECTIONERY STORES | 3 | 3 | (0) | (0) | (0) | (0) | (0) | (0) |
| 545-549 | OTHER FOOD STORES | 28 | 26 | (0) | (0) | (0) | (0) | (0) | (0) |
| AUTOMOTIVE DEALERS | | | | | | | | | |
| 55 EX,554 | TOTAL | 46 | 32 | 20 298 | 19 890 | 2 038 | 35 030 | 352 | 39 |
| GASOLINE SERVICE STATIONS | | | | | | | | | |
| 55PT(554) | TOTAL | 67 | 55 | 6 224 | 5 752 | 562 | 10 359 | 175 | 62 |

Standard Notes: - Represents zero. (D) Withheld to avoid disclosure. (NA) Not available. (X) Not applicable.
 *Nonstore retailers, part of SIC major group 53, are shown separately in this table.

TABLE 6. Cities With 500 Establishments or More: 1963-Continued

| SIC code | City and kind of business | Establishments | | Sales | | Payroll, entire year (\$1,000) | Payroll, workweek ended nearest Nov. 15 (dollars) | Paid employees, workweek ended nearest Nov. 15 (number) | Active proprietors of unincorporated businesses (number) |
|---|--|----------------|-----------------------|-------------------------------------|---------------------------------------|--------------------------------|---|---|--|
| | | Total (number) | With payroll (number) | Total, all establishments (\$1,000) | Establishments with payroll (\$1,000) | | | | |
| LYNN--CONTINUED | | | | | | | | | |
| APPAREL, ACCESSORY STORES | | | | | | | | | |
| S6 | TOTAL | 72 | 50 | 11 118 | 10 750 | 1 499 | 28 460 | 474 | 51 |
| S61-S67 | MEN'S, BOYS' APPAREL STORES, CUSTOM TAILORS | 27 | 13 | 2 523 | 2 343 | 339 | 5 457 | 64 | 23 |
| S62-S68 | WOMEN'S CLOTHING, SPECIALTY STORES | 23 | 19 | 5 063 | 5 015 | 580 | 11 288 | 220 | 16 |
| S62 | WOMEN'S READY-TO-WEAR STORES | 13 | 13 | (0) | (0) | (0) | (0) | (0) | (0) |
| S63-S68 | WOMEN'S ACCESSORY, SPECIALTY STORES, FURRIERS | 10 | 6 | (0) | (0) | (0) | (0) | (0) | (0) |
| S65 | FAMILY CLOTHING STORES | 6 | 4 | (0) | (0) | (0) | (0) | (0) | (0) |
| S66 | SHOE STORES | 15 | 13 | 1 139 | 1 095 | 156 | 2 919 | 39 | 9 |
| S64-S69 | OTHER APPAREL, ACCESSORY STORES | 1 | 1 | (0) | (0) | (0) | (0) | (0) | (0) |
| FURNITURE, HOME FURNISHINGS, EQUIPMENT STORES | | | | | | | | | |
| S7 | TOTAL | 53 | 43 | 6 286 | 6 080 | 1 047 | 20 722 | 217 | 32 |
| S71 | FURNITURE, HOME FURNISHINGS STORES | 32 | 26 | 3 908 | 3 788 | 647 | 12 570 | 142 | 19 |
| S72-S73 | HOUSEHOLD APPLIANCE, RADIO, TELEVISION, MUSIC STORES | 21 | 17 | 2 378 | 2 292 | 400 | 8 152 | 75 | 13 |
| EATING, DRINKING PLACES | | | | | | | | | |
| S8 | TOTAL | 182 | 156 | 11 398 | 10 916 | 2 708 | 54 079 | 1 119 | 105 |
| S812 | EATING PLACES | 128 | 102 | 8 628 | 8 146 | 2 079 | 39 761 | 887 | 95 |
| S813 | DRINKING PLACES (ALCOHOLIC BEVERAGES) | 54 | 54 | 2 770 | 2 770 | 629 | 14 318 | 232 | 10 |
| DRUG STORES, PROPRIETARY STORES | | | | | | | | | |
| S9PT(S91) | TOTAL | 43 | 43 | 5 106 | 5 106 | 843 | 16 485 | 336 | 17 |
| S91 | DRUG STORES | 41 | 41 | (0) | (0) | (0) | (0) | (0) | (0) |
| (| PROPRIETARY STORES | 2 | 2 | (0) | (0) | (0) | (0) | (0) | (0) |
| OTHER RETAIL STORES | | | | | | | | | |
| S9 EX-S91 | TOTAL | 150 | 108 | 15 059 | 14 353 | 2 092 | 36 633 | 468 | 88 |
| S92 | LIQUOR STORES | 24 | 24 | 3 642 | 3 642 | 392 | 7 481 | 108 | - |
| S93 | ANTIQUA STORES, SECONOHANO STORES | 14 | 6 | 348 | 282 | 67 | 1 342 | 26 | 10 |
| S94 | BOOK, STATIONERY STORES | 8 | 8 | 463 | 463 | 73 | 1 256 | 26 | 5 |
| S95 | SPORTING GOODS STORES, BICYCLE SHOPS | 8 | 4 | (0) | (0) | (0) | (0) | (0) | (0) |
| S96 | FARM, GARDEN SUPPLY STORES, INCLUDING FEEO STORES | 2 | 2 | (0) | (0) | (0) | (0) | (0) | (0) |
| S97 | JEWELRY STORES | 10 | 10 | 701 | 701 | 125 | 2 122 | 31 | 3 |
| S98 | FUEL, ICE DEALERS | 32 | 20 | 5 321 | 5 015 | 703 | 11 927 | 115 | 21 |
| S99 | OTHER STORES | 52 | 34 | 3 722 | 3 464 | 558 | 9 456 | 127 | 41 |
| NONSTORE RETAILERS* | | | | | | | | | |
| S3 PART* | TOTAL | 52 | 8 | 2 659 | 1 941 | 486 | 9 455 | 101 | 51 |
| MALDEN | | | | | | | | | |
| RETAIL TRADE, TOTAL | | | | | | | | | |
| | | 531 | 395 | 73 776 | 69 898 | 9 766 | 190 695 | 2 995 | 334 |
| LUMBER, BUILDING MATERIALS, HARWARE, FARM EQUIPMENT DEALERS | | | | | | | | | |
| S2 | TOTAL | 17 | 17 | 2 830 | 2 830 | 503 | 8 892 | 103 | 4 |
| S21 | LUMBER AND OTHER BUILDING MATERIALS DEALERS | 9 | 9 | 1 634 | 1 634 | 267 | 4 814 | 54 | 3 |
| S22-S24 | HEATING, PLUMBING, PAINT, ELECTRICAL STORES | 4 | 4 | 212 | 212 | 68 | 1 240 | 13 | 1 |
| S251 | HARWARE STORES | 4 | 4 | 984 | 984 | 168 | 2 838 | 36 | - |
| S252 | FARM EQUIPMENT DEALERS | - | - | - | - | - | - | - | - |
| GENERAL MERCHANOISE GROUP STORES* | | | | | | | | | |
| S3 PART* | TOTAL | 11 | 11 | 6 597 | 6 597 | 1 019 | 22 417 | 518 | 5 |
| S31 | DEPARTMENT STORES | 2 | 2 | (0) | (0) | (0) | (0) | (0) | (0) |
| S33 | LIMITED PRICE VARIETY STORES | 7 | 7 | 1 459 | 1 459 | 327 | 6 504 | 162 | 3 |
| S39 | MISCELLANEOUS GENERAL MERCHANOISE STORES | 2 | 2 | (0) | (0) | (0) | (0) | (0) | (0) |
| FOOD STORES | | | | | | | | | |
| S4 | TOTAL | 92 | 62 | 15 667 | 14 107 | 1 438 | 29 671 | 452 | 74 |
| S41 | GROCERY STORES, INCLUDING DELICATESSENS | 57 | 39 | 12 967 | 11 831 | 960 | 20 467 | 283 | 47 |
| S42 | MEAT MARKETS, FISH (SEAFOOD) MARKETS | 11 | 3 | 662 | (0) | (0) | (0) | (0) | (0) |
| S43 | FRUIT STORES, VEGETABLE MARKETS | 4 | 2 | 87 | (0) | (0) | (0) | (0) | (0) |
| S44 | CANDY, NUT, CONFECTIONERY STORES | 3 | 3 | 216 | 216 | 25 | 458 | 12 | 2 |
| S45-S49 | OTHER FOOD STORES | 17 | 15 | 1 735 | 1 727 | 420 | 7 837 | 144 | 7 |
| AUTOMOTIVE DEALERS | | | | | | | | | |
| SS EX-S54 | TOTAL | 21 | 15 | 13 434 | 13 348 | 1 363 | 25 952 | 231 | 8 |
| GASOLINE SERVICE STATIONS | | | | | | | | | |
| SSPT(S54) | TOTAL | 47 | 39 | 3 681 | 3 337 | 297 | 5 695 | 95 | 47 |

Standard Notes: - Represents zero. (D) Withheld to avoid disclosure. (NA) Not available. (X) Not applicable.
 *Nonstore retailers, part of SIC major group 53, are shown separately in this table.

TABLE 6. Cities With 500 Establishments or More: 1963-Continued

| SIC code | City and kind of business | Establishments | | Sales | | Payroll, entire year (\$1,000) | Payroll, workweek ended nearest Nov. 15 (dollars) | Paid employees, workweek ended nearest Nov. 15 (number) | Active proprietors of unincorporated businesses (number) |
|--|--|----------------|--------------|---------------------------|-----------------------------|--------------------------------|---|---|--|
| | | Total | With payroll | Total, all establishments | Establishments with payroll | | | | |
| | | (number) | (number) | (\$1,000) | (\$1,000) | | | | |
| <u>MALDEN--CONTINUED</u> | | | | | | | | | |
| APPAREL, ACCESSORY STORES | | | | | | | | | |
| 56 | TOTAL | 46 | 38 | 5 150 | 4 954 | 814 | 15 311 | 258 | 20 |
| 561,567 | MEN'S, BOYS' APPAREL STORES, CUSTOM TAILORS | 5 | 5 | 692 | 692 | 72 | 1 305 | 20 | 5 |
| 562-3,568 | WOMEN'S CLOTHING, SPECIALTY STORES | 21 | 19 | 2 649 | 2 623 | 459 | 8 616 | 168 | 6 |
| 562 | WOMEN'S READY-TO-WEAR STORES | 12 | 12 | 1 794 | 1 794 | 300 | 5 884 | 116 | 3 |
| 563,568 | WOMEN'S ACCESSORY, SPECIALTY STORES, FURRIERS | 9 | 7 | 855 | 829 | 159 | 2 732 | 52 | 3 |
| 565 | FAMILY CLOTHING STORES | 8 | 4 | 802 | 738 | 114 | 2 317 | 33 | 4 |
| 566 | SHOE STORES | 12 | 10 | 1 007 | 901 | 169 | 3 073 | 37 | 5 |
| 564,569 | OTHER APPAREL, ACCESSORY STORES | - | - | - | - | - | - | - | - |
| FURNITURE, HOME FURNISHINGS, EQUIPMENT STORES | | | | | | | | | |
| 57 | TOTAL | 31 | 25 | 3 559 | 3 389 | 624 | 11 254 | 117 | 15 |
| 571 | FURNITURE, HOME FURNISHINGS STORES | 20 | 18 | 2 603 | 2 569 | 475 | 8 092 | 88 | 9 |
| 572,573 | HOUSEHOLD APPLIANCE, RADIO, TELEVISION, MUSIC STORES | 11 | 7 | 956 | 820 | 149 | 3 162 | 29 | 6 |
| EATING, DRINKING PLACES | | | | | | | | | |
| 58 | TOTAL | 89 | 77 | 5 884 | 5 678 | 1 425 | 28 770 | 572 | 46 |
| 5812 | EATING PLACES | 58 | 46 | 4 148 | 3 942 | 982 | 20 344 | 436 | 44 |
| 5813 | DRINKING PLACES (ALCOHOLIC BEVERAGES) | 31 | 31 | 1 736 | 1 736 | 443 | 8 426 | 136 | 2 |
| DRUG STORES, PROPRIETARY STORES | | | | | | | | | |
| 59PT(591) | TOTAL | 30 | 30 | 2 959 | 2 959 | 489 | 9 228 | 166 | 11 |
| 591 | DRUG STORES | 27 | 27 | 2 706 | 2 706 | 461 | 8 715 | 159 | 10 |
| | PROPRIETARY STORES | 3 | 3 | 253 | 253 | 28 | 513 | 7 | 1 |
| OTHER RETAIL STORES | | | | | | | | | |
| 59 EX,591 | TOTAL | 118 | 76 | 12 617 | 11 699 | 1 560 | 29 106 | 341 | 79 |
| 592 | LIQUOR STORES | 23 | 19 | 5 488 | 5 408 | 439 | 7 839 | 109 | 6 |
| 593 | ANTIQUES STORES, SECONDHAND STORES | 13 | 5 | 278 | 190 | 45 | 869 | 15 | 11 |
| 594 | BOOK, STATIONERY STORES | 3 | 3 | (0) | (0) | (0) | (0) | (0) | (0) |
| 595 | SPORTING GOODS STORES, BICYCLE SHOPS | 4 | 2 | (0) | (0) | (0) | (0) | (0) | (0) |
| 596 | FARM, GARDEN SUPPLY STORES, INCLUDING FEE STORES | - | - | - | - | - | - | - | - |
| 597 | JEWELRY STORES | 5 | 5 | 722 | 722 | 136 | 2 308 | 25 | 1 |
| 598 | FUEL, ICE DEALERS | 35 | 19 | 4 395 | 3 831 | 712 | 13 396 | 124 | 24 |
| 599 | OTHER STORES | 35 | 23 | 1 251 | 1 083 | 155 | 3 312 | 48 | 33 |
| NONSTORE RETAILERS* | | | | | | | | | |
| 53 PART* | TOTAL | 29 | 5 | 1 398 | 1 000 | 234 | 4 399 | 142 | 25 |
| <u>NEW BEDFORD</u> | | | | | | | | | |
| RETAIL TRADE, TOTAL | | 1 183 | 805 | 140 654 | 131 584 | 16 317 | 310 805 | 5 330 | 987 |
| LUMBER, BUILDING MATERIALS, HARDWARE, FARM EQUIPMENT DEALERS | | | | | | | | | |
| 52 | TOTAL | 49 | 27 | 4 526 | 4 088 | 454 | 7 747 | 120 | 42 |
| 521 | LUMBER AND OTHER BUILDING MATERIALS DEALERS | 10 | 8 | 2 902 | 2 846 | 292 | 4 914 | 70 | 4 |
| 522-524 | HEATING, PLUMBING, PAINT, ELECTRICAL STORES | 25 | 13 | 981 | 763 | 97 | 1 771 | 28 | 24 |
| 5251 | HARDWARE STORES | 14 | 6 | 643 | 479 | 65 | 1 062 | 22 | 14 |
| 5252 | FARM EQUIPMENT DEALERS | - | - | - | - | - | - | - | - |
| GENERAL MERCHANDISE GROUP STORES* | | | | | | | | | |
| 53 PART* | TOTAL | 26 | 22 | 20 652 | 20 568 | 3 086 | 57 064 | 1 266 | 15 |
| 531 | DEPARTMENT STORES | 3 | 3 | (0) | (0) | (0) | (0) | (0) | (0) |
| 533 | LIMITED PRICE VARIETY STORES | 11 | 11 | 2 444 | 2 444 | 468 | 8 371 | 198 | 6 |
| 539 | MISCELLANEOUS GENERAL MERCHANDISE STORES | 12 | 8 | (0) | (0) | (0) | (0) | (0) | (0) |
| FOOD STORES | | | | | | | | | |
| 54 | TOTAL | 275 | 143 | 36 037 | 32 423 | 2 877 | 55 663 | 971 | 247 |
| 541 | GROCERY STORES, INCLUDING DELICATESSENS | 199 | 93 | 31 429 | 28 339 | 2 311 | 44 340 | 734 | 187 |
| 542 | MEAT MARKETS, FISH (SEAFOOD) MARKETS | 24 | 14 | 2 006 | 1 778 | 126 | 2 881 | 60 | 24 |
| 543 | FRUIT STORES, VEGETABLE MARKETS | 8 | 2 | (0) | (0) | (0) | (0) | (0) | (0) |
| 544 | CANDY, NUT, CONFECTIONERY STORES | 5 | 5 | (0) | (0) | (0) | (0) | (0) | (0) |
| 545-549 | OTHER FOOD STORES | 39 | 29 | 2 209 | 2 051 | 400 | 7 735 | 156 | 27 |
| AUTOMOTIVE DEALERS | | | | | | | | | |
| 55 EX,554 | TOTAL | 55 | 37 | 19 327 | 18 557 | 1 710 | 32 681 | 321 | 37 |
| GASOLINE SERVICE STATIONS | | | | | | | | | |
| 55PT(554) | TOTAL | 114 | 78 | 8 084 | 6 704 | 505 | 9 556 | 176 | 127 |

Standard Notes: - Represents zero. (D) Withheld to avoid disclosure. (NA) Not available. (X) Not applicable.
 *Nonstore retailers, part of SIC major group 53, are shown separately in this table.

TABLE 6. Cities With 500 Establishments or More: 1963-Continued

| SIC code | City and kind of business | Establishments | | Sales | | Payroll, entire year (\$1,000) | Payroll, workweek ended nearest Nov. 15 (dollars) | Paid employees, workweek ended nearest Nov. 15 (number) | Active proprietors of unincorporated businesses (number) |
|--|--|----------------|-----------------------|-------------------------------------|---------------------------------------|--------------------------------|---|---|--|
| | | Total (number) | With payroll (number) | Total, all establishments (\$1,000) | Establishments with payroll (\$1,000) | | | | |
| <u>NEW BEDFORD--CONTINUED</u> | | | | | | | | | |
| APPAREL, ACCESSORY STORES | | | | | | | | | |
| S6 | TOTAL | 97 | 75 | 10 585 | 10 271 | 1 480 | 29 138 | 522 | 70 |
| S61-S67 | MEN'S, BOYS' APPAREL STORES, CUSTOM TAILORS | 19 | 13 | 1 653 | 1 589 | 218 | 4 024 | 63 | 13 |
| S62-3-S68 | WOMEN'S CLOTHING, SPECIALTY STORES | 38 | 34 | 5 477 | 5 455 | 844 | 17 409 | 327 | 22 |
| S62 | WOMEN'S READY-TO-WEAR STORES | 24 | 22 | 4 802 | 4 794 | 762 | 15 747 | 291 | 14 |
| S63-S68 | WOMEN'S ACCESSORY, SPECIALTY STORES, FURRIERS | 14 | 12 | 675 | 661 | 82 | 1 662 | 36 | 8 |
| S65 | FAMILY CLOTHING STORES | 13 | 7 | 1 255 | 1 215 | 147 | 2 740 | 47 | 16 |
| S66 | SHOE STORES | 24 | 18 | (0) | (0) | (0) | (0) | (0) | (0) |
| S64-S69 | OTHER APPAREL, ACCESSORY STORES | 3 | 3 | (0) | (0) | (0) | (0) | (0) | (0) |
| FURNITURE, HOME FURNISHINGS, EQUIPMENT STORES | | | | | | | | | |
| S7 | TOTAL | 81 | 53 | 6 589 | 6 067 | 1 045 | 18 831 | 266 | 61 |
| S71 | FURNITURE, HOME FURNISHINGS STORES | 56 | 36 | (0) | (0) | (0) | (0) | (0) | (0) |
| S72-S73 | HOUSEHOLD APPLIANCE, RADIO, TELEVISION, MUSIC STORES | 25 | 17 | (0) | (0) | (0) | (0) | (0) | (0) |
| EATING, DRINKING PLACES | | | | | | | | | |
| S8 | TOTAL | 211 | 191 | 8 545 | 8 245 | 1 811 | 37 425 | 819 | 166 |
| S812 | EATING PLACES | 129 | 113 | 5 417 | 5 217 | 1 211 | 25 749 | 580 | 127 |
| S813 | DRINKING PLACES (ALCOHOLIC BEVERAGES) | 82 | 78 | 3 128 | 3 028 | 600 | 11 676 | 239 | 39 |
| DRUG STORES, PROPRIETARY STORES | | | | | | | | | |
| S9PT(S91) | TOTAL | 55 | 51 | 5 417 | 5 305 | 667 | 13 853 | 236 | 51 |
| S91 | DRUG STORES | 48 | 48 | (0) | (0) | (0) | (0) | (0) | (0) |
| (| PROPRIETARY STORES | 7 | 3 | (0) | (0) | (0) | (0) | (0) | (0) |
| OTHER RETAIL STORES | | | | | | | | | |
| 59 EX-S91 | TOTAL | 189 | 119 | 16 929 | (0) | (0) | (0) | (0) | (0) |
| S92 | LIQUOR STORES | 25 | 25 | 2 765 | 2 765 | 327 | 5 072 | 75 | 3 |
| S93 | ANTIQUARIAN, SECONDHAND STORES | 14 | 4 | 254 | 214 | 36 | 622 | 13 | 12 |
| S94 | BOOK, STATIONERY STORES | 8 | 6 | 1 650 | 1 638 | 199 | 3 726 | 69 | 7 |
| S95 | SPORTING GOODS STORES, BICYCLE SHOPS | 11 | 5 | 340 | (0) | (0) | (0) | (0) | (0) |
| S96 | FARM, GARDEN SUPPLY STORES, INCLUDING FEED STORES | 9 | 3 | 883 | (0) | (0) | (0) | (0) | (0) |
| S97 | JEWELRY STORES | 21 | 17 | 1 345 | 1 303 | 153 | 3 184 | 60 | 15 |
| S98 | FUEL, ICE DEALERS | 38 | 20 | 7 125 | 6 707 | 928 | 16 609 | 171 | 29 |
| S99 | OTHER STORES | 63 | 39 | 2 567 | 2 019 | 299 | 5 496 | 99 | 61 |
| NONSTORE RETAILERS* | | | | | | | | | |
| S3 PART* | TOTAL | 31 | 9 | 3 963 | (0) | (0) | (0) | (0) | (0) |
| <u>NEWTON</u> | | | | | | | | | |
| RETAIL TRADE, TOTAL | | | | | | | | | |
| S3S | | 421 | | 119 709 | 117 059 | 14 832 | 288 169 | 4 407 | 306 |
| LUMBER, BUILDING MATERIALS, HARDWARE, FARM EQUIPMENT DEALERS | | | | | | | | | |
| S2 | TOTAL | 27 | 21 | 4 322 | 4 124 | 629 | 12 393 | 112 | 9 |
| S21 | LUMBER AND OTHER BUILDING MATERIALS DEALERS | 9 | 5 | 2 005 | 1 913 | 285 | 5 639 | 37 | 5 |
| S22-S24 | HEATING, PLUMBING, PAINT, ELECTRICAL STORES | 7 | 5 | (0) | (0) | (0) | (0) | (0) | (0) |
| S251 | HARDWARE STORES | 10 | 10 | 1 665 | 1 665 | 265 | 4 654 | 57 | 1 |
| S252 | FARM EQUIPMENT DEALERS | 1 | 1 | (0) | (0) | (0) | (0) | (0) | (0) |
| GENERAL MERCHANDISE GROUP STORES* | | | | | | | | | |
| S3 PART* | TOTAL | 16 | 14 | 8 251 | 8 219 | 1 070 | 21 741 | 484 | 3 |
| S31 | DEPARTMENT STORES | 2 | 2 | (0) | (0) | (0) | (0) | (0) | (0) |
| S33 | LIMITED PRICE VARIETY STORES | 8 | 8 | 2 365 | 2 365 | 426 | 8 586 | 193 | 1 |
| S39 | MISCELLANEOUS GENERAL MERCHANDISE STORES | 6 | 4 | (0) | (0) | (0) | (0) | (0) | (0) |
| FOOD STORES | | | | | | | | | |
| S4 | TOTAL | 87 | 73 | 37 261 | 36 913 | 3 213 | 63 946 | 1 029 | 56 |
| S41 | GROCERY STORES, INCLUDING DELICATESSENS | 62 | 50 | 34 831 | 34 521 | 2 838 | 56 827 | 908 | 38 |
| S42 | MEAT MARKETS, FISH (SEAFOOD) MARKETS | 7 | 7 | 1 143 | 1 143 | 113 | 2 226 | 23 | 5 |
| S43 | FRUIT STORES, VEGETABLE MARKETS | 3 | 3 | 210 | 210 | 18 | 426 | 7 | 5 |
| S44 | CANDY, NUT, CONFECTIONERY STORES | 1 | 1 | (0) | (0) | (0) | (0) | (0) | (0) |
| S45-S49 | OTHER FOOD STORES | 14 | 12 | (0) | (0) | (0) | (0) | (0) | (0) |
| AUTOMOTIVE DEALERS | | | | | | | | | |
| 55 EX-S54 | TOTAL | 17 | 15 | 18 840 | 18 820 | 2 087 | 34 237 | 332 | 2 |
| GASOLINE SERVICE STATIONS | | | | | | | | | |
| 55PT(S54) | TOTAL | 52 | 50 | 7 002 | 6 954 | 692 | 13 950 | 223 | 52 |

Standard Notes: - Represents zero. (D) Withheld to avoid disclosure. (NA) Not available. (X) Not applicable.
 *Nonstore retailers, part of SIC major group 53, are shown separately in this table.

TABLE 6. Cities With 500 Establishments or More: 1963-Continued

| SIC code | City and kind of business | Establishments | | Sales | | Payroll, entire year (\$1,000) | Payroll, workweek ended nearest Nov. 15 (dollars) | Paid employees, workweek ended nearest Nov. 15 (number) | Active proprietors of unincorporated businesses (number) |
|--|--|----------------|-----------------------|-------------------------------------|---------------------------------------|--------------------------------|---|---|--|
| | | Total (number) | With payroll (number) | Total, all establishments (\$1,000) | Establishments with payroll (\$1,000) | | | | |
| <u>NEWTON--CONTINUEO</u> | | | | | | | | | |
| APPAREL, ACCESSORY STORES | | | | | | | | | |
| | TOTAL | 44 | 34 | 12 028 | 11 802 | 1 620 | 32 549 | 470 | 27 |
| 56 | MEN'S, BOYS' APPAREL STORES, CUSTOM TAILORS. | 5 | 5 | 496 | 496 | 89 | 1 538 | 21 | 2 |
| 561,567 | WOMEN'S CLOTHING, SPECIALTY STORES | 21 | 15 | 8 842 | 8 790 | 1 084 | 22 991 | 343 | 14 |
| 562-3,568 | WOMEN'S READY-TO-WEAR STORES | 11 | 7 | 1 795 | (D) | (D) | (D) | (D) | (D) |
| 562 | WOMEN'S ACCESSORY, SPECIALTY STORES, FURRIERS. | 10 | 8 | 7 047 | (D) | (D) | (D) | (D) | (D) |
| 563,568 | FAMILY CLOTHING STORES | 5 | 3 | 1 606 | 1 444 | 277 | 4 671 | 63 | 4 |
| 565 | SHOE STORES | 7 | 7 | 636 | 636 | 89 | 1 856 | 22 | 3 |
| 566 | OTHER APPAREL, ACCESSORY STORES. | 6 | 4 | 448 | 436 | 81 | 1 493 | 21 | 4 |
| 564,569 | | | | | | | | | |
| FURNITURE, HOME FURNISHINGS, EQUIPMENT STORES | | | | | | | | | |
| | TOTAL | 37 | 27 | 5 026 | 4 864 | 821 | 18 703 | 180 | 20 |
| 57 | FURNITURE, HOME FURNISHINGS STORES | 19 | 13 | 3 750 | 3 692 | 611 | 15 105 | 134 | 12 |
| 571 | HOUSEHOLD APPLIANCE, RADIO, TELEVISION, MUSIC STORES | 18 | 14 | 1 276 | 1 172 | 210 | 3 598 | 46 | 8 |
| 572,573 | | | | | | | | | |
| EATING, DRINKING PLACES | | | | | | | | | |
| | TOTAL | 67 | 65 | 9 099 | 9 065 | 2 231 | 44 821 | 889 | 21 |
| 58 | EATING PLACES | 53 | 51 | 8 346 | 8 312 | 2 050 | 41 296 | 834 | 19 |
| 5812 | DRINKING PLACES (ALCOHOLIC BEVERAGES). | 14 | 14 | 753 | 753 | 181 | 3 525 | 55 | 2 |
| 5813 | | | | | | | | | |
| DRUG STORES, PROPRIETARY STORES | | | | | | | | | |
| | TOTAL | 38 | 38 | 5 717 | 5 717 | 886 | 16 642 | 282 | 13 |
| 59PT(591) | DRUG STORES | 35 | 35 | (D) | (D) | (D) | (D) | (D) | (D) |
| 591 | PROPRIETARY STORES | 3 | 3 | (D) | (D) | (D) | (D) | (D) | (D) |
| | | | | | | | | | |
| OTHER RETAIL STORES | | | | | | | | | |
| | TOTAL | 103 | 75 | 10 838 | 10 052 | 1 499 | 27 578 | 392 | 59 |
| 59 Ex.591 | LIQUOR STORES | 21 | 19 | 4 196 | 4 112 | 483 | 8 744 | 106 | 3 |
| 592 | ANTIQUA STORES, SECONDHAND STORES. | 6 | 2 | (D) | (D) | (D) | (D) | (D) | (D) |
| 593 | BOOK, STATIONERY STORES. | 6 | 6 | 393 | 393 | 52 | 1 004 | 27 | 3 |
| 594 | SPORTING GOODS STORES, BICYCLE SHOPS | 5 | 3 | 296 | (D) | (D) | (D) | (D) | (D) |
| 595 | FARM, GARDEN SUPPLY STORES, INCLUDING FEED STORES. | 1 | 1 | (D) | (D) | (D) | (D) | (D) | (D) |
| 596 | JEWELRY STORES | 11 | 5 | 733 | 643 | 95 | 1 425 | 20 | 9 |
| 597 | FUEL, ICE DEALERS. | 20 | 12 | 2 711 | 2 367 | 333 | 6 181 | 58 | 12 |
| 598 | OTHER STORES | 33 | 27 | 2 330 | 2 276 | 477 | 8 879 | 167 | 19 |
| 599 | | | | | | | | | |
| NONSTORE RETAILERS* | | | | | | | | | |
| | TOTAL | 47 | 9 | 1 325 | 529 | 84 | 1 609 | 14 | 44 |
| 53 PART* | | | | | | | | | |
| <u>PITTSFIELD</u> | | | | | | | | | |
| RETAIL TRADE, TOTAL. | | | | | | | | | |
| | | 546 | 424 | 108 211 | 104 541 | 13 795 | 266 380 | 3 920 | 346 |
| LUMBER, BUILDING MATERIALS, HARDWARE, FARM EQUIPMENT DEALERS | | | | | | | | | |
| | TOTAL | 23 | 19 | 5 301 | 5 243 | 927 | 17 185 | 179 | 8 |
| 52 | LUMBER AND OTHER BUILDING MATERIALS DEALERS. | 11 | 9 | 1 731 | 1 701 | 277 | 5 008 | 61 | 4 |
| 521 | HEATING, PLUMBING, PAINT, ELECTRICAL STORES. | 6 | 4 | (D) | (D) | (D) | (D) | (D) | (D) |
| 522-524 | HARDWARE STORES. | 5 | 5 | 2 026 | 2 026 | 376 | 7 402 | 74 | - |
| 5251 | FARM EQUIPMENT DEALERS | 1 | 1 | (D) | (D) | (D) | (D) | (D) | (D) |
| 5252 | | | | | | | | | |
| GENERAL MERCHANDISE GROUP STORES* | | | | | | | | | |
| | TOTAL | 23 | 21 | 18 162 | (D) | (D) | (D) | (D) | (D) |
| 53 PART* | DEPARTMENT STORES | 3 | 3 | 11 286 | 11 286 | 1 716 | 35 935 | 560 | - |
| 531 | LIMITED PRICE VARIETY STORES | 14 | 14 | (D) | (D) | (D) | (D) | (D) | (D) |
| 533 | MISCELLANEOUS GENERAL MERCHANDISE STORES | 6 | 4 | (D) | (D) | (D) | (D) | (D) | (D) |
| 539 | | | | | | | | | |
| FOOD STORES | | | | | | | | | |
| | TOTAL | 92 | 54 | 28 319 | 27 137 | 2 380 | 49 540 | 651 | 76 |
| 54 | GROCERY STORES, INCLUDING DELICATESSENS. | 68 | 38 | 25 374 | 24 430 | 1 857 | 40 544 | 515 | 60 |
| 541 | MEAT MARKETS, FISH (SEAFOOD) MARKETS | 5 | 3 | (D) | (D) | (D) | (D) | (D) | (D) |
| 542 | FRUIT STORES, VEGETABLE MARKETS. | 2 | - | 42 | - | - | - | - | 2 |
| 543 | CANDY, NUT, CONFECTIONERY STORES | 4 | 2 | 135 | (D) | (D) | (D) | (D) | (D) |
| 544 | OTHER FOOD STORES. | 13 | 11 | (D) | 2 071 | 462 | 8 010 | 115 | 7 |
| 545-549 | | | | | | | | | |
| AUTOMOTIVE DEALERS | | | | | | | | | |
| | TOTAL | 36 | 28 | 17 163 | 16 683 | 1 943 | 32 900 | 340 | 19 |
| 55 Ex.554 | | | | | | | | | |
| GASOLINE SERVICE STATIONS | | | | | | | | | |
| | TOTAL | 48 | 40 | 5 760 | 5 262 | 526 | 9 685 | 151 | 48 |
| 55PT(554) | | | | | | | | | |

Standard Notes: - Represents zero. (D) Withheld to avoid disclosure. (NA) Not available. (X) Not applicable.
 *Nonstore retailers, part of SIC major group 53, are shown separately in this table.

TABLE 6. Cities With 500 Establishments or More: 1963—Continued

| SIC code | City and kind of business | Establishments | | Sales | | Payroll, entire year (\$1,000) | Payroll, workweek ended nearest Nov. 15 (dollars) | Paid employees, workweek ended nearest Nov. 15 (number) | Active proprietors of unincorporated businesses (number) |
|--|--|----------------|-----------------------|-------------------------------------|---------------------------------------|--------------------------------|---|---|--|
| | | Total (number) | With payroll (number) | Total, all establishments (\$1,000) | Establishments with payroll (\$1,000) | | | | |
| <u>PITTSFIELD--CONTINUED</u> | | | | | | | | | |
| APPAREL, ACCESSORY STORES | | | | | | | | | |
| 56 | TOTAL | 49 | 43 | 6 857 | 6 739 | 1 025 | 19 902 | 314 | 24 |
| S61,S67 | MEN'S, BOYS' APPAREL STORES, CUSTOM TAILORS | 8 | 6 | (0) | (0) | (0) | (0) | (0) | (0) |
| S62-3,S68 | WOMEN'S CLOTHING, SPECIALTY STORES | 25 | 23 | (0) | (0) | (0) | (0) | (0) | (0) |
| S62 | WOMEN'S READY-TO-WEAR STORES | 17 | 15 | (0) | (0) | (0) | (0) | (0) | (0) |
| S63,S68 | WOMEN'S ACCESSORY, SPECIALTY STORES, FURRIERS | 8 | 8 | 868 | 868 | 155 | 2 809 | 50 | 5 |
| S65 | FAMILY CLOTHING STORES | 4 | 2 | (0) | (0) | (0) | (0) | (0) | (0) |
| S66 | SHOE STORES | 11 | 11 | 808 | 790 | 115 | 2 028 | 35 | 4 |
| S64,S69 | OTHER APPAREL, ACCESSORY STORES | 1 | 1 | (0) | (0) | (0) | (0) | (0) | (0) |
| FURNITURE, HOME FURNISHINGS, EQUIPMENT STORES | | | | | | | | | |
| S7 | TOTAL | 39 | 35 | 5 495 | 5 415 | 1 019 | 19 918 | 210 | 19 |
| S71 | FURNITURE, HOME FURNISHINGS STORES | 22 | 18 | (0) | (0) | (0) | (0) | (0) | (0) |
| S72,S73 | HOUSEHOLD APPLIANCE, RADIO, TELEVISION, MUSIC STORES | 17 | 17 | (0) | (0) | (0) | (0) | (0) | (0) |
| EATING, DRINKING PLACES | | | | | | | | | |
| S8 | TOTAL | 98 | 86 | 6 696 | 6 448 | 1 701 | 32 326 | 671 | 54 |
| S812 | EATING PLACES | 66 | 54 | 5 080 | 4 832 | 1 351 | 25 417 | 563 | 48 |
| S813 | DRINKING PLACES (ALCOHOLIC BEVERAGES) | 32 | 32 | 1 616 | 1 616 | 350 | 6 909 | 108 | 6 |
| DRUG STORES, PROPRIETARY STORES | | | | | | | | | |
| S9PT(S91) | TOTAL | 14 | 14 | 2 821 | 2 821 | 440 | 8 165 | 142 | 6 |
| S91 | DRUG STORES | 14 | 14 | (0) | (0) | (0) | (0) | (0) | (0) |
| | PROPRIETARY STORES | - | - | (0) | (0) | (0) | (0) | (0) | (0) |
| OTHER RETAIL STORES | | | | | | | | | |
| S9 EX,S91 | TOTAL | 94 | 72 | 9 476 | 8 916 | 1 105 | 20 915 | 283 | 58 |
| S92 | LIQUOR STORES | 20 | 18 | 2 487 | 2 397 | 288 | 5 459 | 61 | 5 |
| S93 | ANTIQUA STORES, SECONDHAND STORES | 4 | 4 | 396 | 396 | 73 | 1 460 | 30 | 1 |
| S94 | BOOK, STATIONERY STORES | 2 | 2 | (0) | (0) | (0) | (0) | (0) | (0) |
| S95 | SPORTING GOODS STORES, BICYCLE SHOPS | 12 | 4 | 422 | 298 | 30 | 648 | 10 | 11 |
| S96 | FARM, GARDEN SUPPLY STORES, INCLUDING FEEO STORES | 6 | 6 | 1 152 | 1 152 | 77 | 1 344 | 19 | 3 |
| S97 | JEWELRY STORES | 7 | 7 | (0) | (0) | (0) | (0) | (0) | (0) |
| S98 | FUEL, ICE DEALERS | 20 | 12 | 2 671 | 2 489 | 289 | 5 577 | 61 | 16 |
| S99 | OTHER STORES | 23 | 19 | 1 535 | 1 371 | 201 | 3 707 | 66 | 19 |
| NONSTORE RETAILERS* | | | | | | | | | |
| S3 PART* | TOTAL | 30 | 12 | 2 161 | 1 765 | 306 | 5 867 | 71 | 20 |
| <u>QUINCY</u> | | | | | | | | | |
| RETAIL TRADE, TOTAL | | | | | | | | | |
| | | 757 | 575 | 153 756 | 149 008 | 21 458 | 410 552 | 6 517 | 448 |
| LUMBER, BUILDING MATERIALS, HARDWARE, FARM EQUIPMENT DEALERS | | | | | | | | | |
| S2 | TOTAL | 25 | 19 | 7 551 | 7 509 | 1 359 | 24 521 | 393 | 7 |
| S21 | LUMBER AND OTHER BUILDING MATERIALS DEALERS | 11 | 7 | 5 790 | 5 762 | 1 031 | 19 018 | 325 | 4 |
| S22-S24 | HEATING, PLUMBING, PAINT, ELECTRICAL STORES | 4 | 4 | 534 | 534 | 84 | 1 732 | 12 | - |
| S251 | HARDWARE STORES | 10 | 8 | 1 227 | 1 213 | 244 | 3 771 | 56 | 3 |
| S252 | FARM EQUIPMENT DEALERS | - | - | - | - | - | - | - | - |
| GENERAL MERCHANDISE GROUP STORES* | | | | | | | | | |
| S3 PART* | TOTAL | 16 | 14 | 26 620 | 26 582 | 4 244 | 73 246 | 1 471 | 3 |
| S31 | DEPARTMENT STORES | 5 | 5 | 23 148 | 23 148 | 3 559 | 60 977 | 1 196 | - |
| S33 | LIMITED PRICE VARIETY STORES | 6 | 6 | 3 132 | 3 132 | 608 | 10 830 | 256 | - |
| S39 | MISCELLANEOUS GENERAL MERCHANDISE STORES | 5 | 3 | 340 | 302 | 77 | 1 439 | 19 | 3 |
| FOOD STORES | | | | | | | | | |
| S4 | TOTAL | 136 | 94 | 35 949 | 34 125 | 3 292 | 70 801 | 1 088 | 101 |
| S41 | GROCERY STORES, INCLUDING DELICATESSENS | 81 | 53 | 29 454 | 28 128 | 2 207 | 46 642 | 659 | 65 |
| S42 | MEAT MARKETS, FISH (SEAFOOD) MARKETS | 10 | 6 | 2 337 | 2 207 | 248 | 5 388 | 83 | 11 |
| S43 | FRUIT STORES, VEGETABLE MARKETS | 7 | 3 | 530 | 346 | 24 | 455 | 6 | 7 |
| S44 | CANDY, NUT, CONFECTIONERY STORES | 5 | 3 | 155 | 137 | 17 | 223 | 6 | 4 |
| S45-S49 | OTHER FOOD STORES | 33 | 29 | 3 473 | 3 307 | 796 | 18 093 | 334 | 14 |
| AUTOMOTIVE DEALERS | | | | | | | | | |
| S5 EX,S54 | TOTAL | 32 | 28 | 21 362 | 21 154 | 2 563 | 51 504 | 449 | 12 |
| GASOLINE SERVICE STATIONS | | | | | | | | | |
| S5PT(S54) | TOTAL | 83 | 65 | 8 391 | 7 623 | 692 | 13 507 | 245 | 76 |

Standard Notes: - Represents zero. (D) Withheld to avoid disclosure. (NA) Not available. (X) Not applicable.
 *Nonstore retailers, part of SIC major group 53, are shown separately in this table.

TABLE 6. Cities With 500 Establishments or More: 1963-Continued

| SIC code | City and kind of business | Establishments | | Sales | | Payroll, entire year (\$1,000) | Payroll, workweek ended nearest Nov. 15 (dollars) | Paid employees, workweek ended nearest Nov. 15 (number) | Active proprietors of unincorporated businesses (number) |
|--|--|----------------|-----------------------|-------------------------------------|---------------------------------------|--------------------------------|---|---|--|
| | | Total (number) | With payroll (number) | Total, all establishments (\$1,000) | Establishments with payroll (\$1,000) | | | | |
| <u>QUINCY--CONTINUED</u> | | | | | | | | | |
| APPAREL, ACCESSORY STORES | | | | | | | | | |
| | TOTAL | 59 | 51 | 8 674 | 8 588 | 1 318 | 23 712 | 543 | 22 |
| 56 | MEN'S, BOYS' APPAREL STORES, CUSTOM TAILORS | 15 | 9 | 1 751 | 1 681 | 336 | 5 415 | 71 | 11 |
| 561,567 | WOMEN'S CLOTHING, SPECIALTY STORES | 22 | 20 | 2 593 | 2 577 | 415 | 7 564 | 152 | 8 |
| 562-3,568 | WOMEN'S READY-TO-WEAR STORES | 14 | 14 | 2 289 | 2 289 | 363 | 6 535 | 131 | 4 |
| 562 | WOMEN'S ACCESSORY, SPECIALTY STORES, FURRIERS | 8 | 6 | 304 | 288 | 52 | 1 029 | 21 | 4 |
| 563,568 | FAMILY CLOTHING STORES | 4 | 4 | (0) | (0) | (0) | (0) | (0) | (0) |
| 565 | SHOE STORES | 16 | 16 | 1 327 | 1 327 | 208 | 4 008 | 57 | 3 |
| 566 | OTHER APPAREL, ACCESSORY STORES | 2 | 2 | (0) | (0) | (0) | (0) | (0) | (0) |
| 564,569 | | | | | | | | | |
| FURNITURE, HOME FURNISHINGS, EQUIPMENT STORES | | | | | | | | | |
| | TOTAL | 51 | 41 | 5 804 | 5 584 | 833 | 14 567 | 167 | 28 |
| 57 | FURNITURE, HOME FURNISHINGS STORES | 29 | 23 | 3 196 | 3 030 | 471 | 8 579 | 97 | 18 |
| 571 | HOUSEHOLD APPLIANCE, RADIO, TELEVISION, MUSIC STORES | 22 | 18 | 2 608 | 2 554 | 362 | 5 988 | 70 | 10 |
| 572,573 | | | | | | | | | |
| EATING, DRINKING PLACES | | | | | | | | | |
| | TOTAL | 124 | 118 | 11 063 | 10 977 | 2 797 | 54 716 | 1 167 | 49 |
| 58 | EATING PLACES | 78 | 72 | 8 175 | 8 089 | 2 096 | 41 011 | 936 | 47 |
| 5812 | DRINKING PLACES (ALCOHOLIC BEVERAGES) | 46 | 46 | 2 888 | 2 888 | 701 | 13 705 | 231 | 2 |
| 5813 | | | | | | | | | |
| DRUG STORES, PROPRIETARY STORES | | | | | | | | | |
| | TOTAL | 37 | 37 | 6 167 | 6 167 | 925 | 18 014 | 275 | 15 |
| 59PT(591) | DRUG STORES | 31 | 31 | (0) | (0) | (0) | (0) | (0) | (0) |
| 591 | PROPRIETARY STORES | 6 | 6 | (0) | (0) | (0) | (0) | (0) | (0) |
| | | | | | | | | | |
| OTHER RETAIL STORES | | | | | | | | | |
| | TOTAL | 152 | 100 | 16 824 | 15 766 | 2 574 | 49 331 | 575 | 97 |
| 59 EX-591 | LIQUOR STORES | 18 | 18 | 3 462 | 3 462 | 353 | 6 862 | 94 | - |
| 592 | ANTIQUARIAN STORES, SECONHAND STORES | 12 | 2 | 365 | (0) | (0) | (0) | (0) | (0) |
| 593 | BOOK, STATIONERY STORES | 7 | 7 | 357 | 357 | 56 | 1 081 | 22 | 6 |
| 594 | SPORTING GOODS STORES, BICYCLE SHOPS | 6 | 2 | 216 | (0) | (0) | (0) | (0) | (0) |
| 595 | FARM, GARDEN SUPPLY STORES, INCLUDING FEEO STORES | - | - | 86 | (0) | (0) | (0) | (0) | (0) |
| 596 | JEWELRY STORES | 12 | 8 | 893 | 807 | 151 | 3 260 | 37 | 6 |
| 597 | FUEL, ICE DEALERS | 41 | 27 | 7 368 | 7 152 | 1 281 | 25 040 | 213 | 26 |
| 598 | OTHER STORES | 56 | 36 | 4 077 | 3 749 | 700 | 12 417 | 200 | 41 |
| 599 | | | | | | | | | |
| NONSTORE RETAILERS* | | | | | | | | | |
| | TOTAL | 42 | 8 | 5 351 | 4 933 | 861 | 16 633 | 144 | 38 |
| 53 PART* | | | | | | | | | |
| <u>SOMERVILLE</u> | | | | | | | | | |
| RETAIL TRADE, TOTAL | | | | | | | | | |
| | | 653 | 437 | 82 585 | 75 443 | 9 707 | 181 348 | 2 752 | 440 |
| LUMBER, BUILDING MATERIALS, HARDWARE, FARM EQUIPMENT DEALERS | | | | | | | | | |
| | TOTAL | 25 | 19 | 4 212 | 4 124 | 707 | 10 826 | 127 | 13 |
| 52 | LUMBER AND OTHER BUILDING MATERIALS DEALERS | 6 | 6 | 2 618 | 2 618 | 433 | 5 819 | 70 | 3 |
| 521 | HEATING, PLUMBING, PAINT, ELECTRICAL STORES | 9 | 5 | 610 | 544 | 99 | 1 667 | 19 | 5 |
| 522-524 | HARDWARE STORES | 10 | 8 | 984 | 962 | 175 | 3 340 | 38 | 5 |
| 5251 | FARM EQUIPMENT DEALERS | - | - | - | - | - | - | - | - |
| 5252 | | | | | | | | | |
| GENERAL MERCHANDISE GROUP STORES* | | | | | | | | | |
| | TOTAL | 17 | 17 | 5 414 | 5 414 | 810 | 16 044 | 397 | 5 |
| 53 PART* | DEPARTMENT STORES | 4 | 4 | 3 324 | 3 324 | 399 | 8 568 | 227 | - |
| 531 | LIMITED PRICE VARIETY STORES | 8 | 8 | 1 500 | 1 500 | 314 | 5 789 | 135 | 3 |
| 533 | MISCELLANEOUS GENERAL MERCHANDISE STORES | 5 | 5 | 590 | 590 | 97 | 1 687 | 35 | 2 |
| 539 | | | | | | | | | |
| FOOD STORES | | | | | | | | | |
| | TOTAL | 168 | 80 | 21 193 | 17 523 | 1 569 | 33 313 | 539 | 143 |
| 54 | GROCERY STORES, INCLUDING DELICATESSENS | 123 | 51 | 18 580 | 15 386 | 1 214 | 26 477 | 401 | 106 |
| 541 | MEAT MARKETS, FISH (SEAFOOD) MARKETS | 15 | 5 | 817 | 403 | 34 | 612 | 12 | 16 |
| 542 | FRUIT STORES, VEGETABLE MARKETS | 7 | 5 | 335 | 317 | 16 | 287 | 9 | 7 |
| 543 | CANDY, NUT, CONFECTIONERY STORES | 1 | 1 | (0) | (0) | (0) | (0) | (0) | (0) |
| 544 | OTHER FOOD STORES | 22 | 18 | (0) | (0) | (0) | (0) | (0) | (0) |
| 545-549 | | | | | | | | | |
| AUTOMOTIVE DEALERS | | | | | | | | | |
| | TOTAL | 19 | 15 | 17 617 | 17 407 | 2 084 | 33 734 | 333 | 4 |
| 55 EX-554 | | | | | | | | | |
| GASOLINE SERVICE STATIONS | | | | | | | | | |
| | TOTAL | 57 | 41 | 5 892 | 5 108 | 451 | 8 470 | 126 | 61 |
| 55PT(554) | | | | | | | | | |

Standard Notes: - Represents zero. (D) Withheld to avoid disclosure. (NA) Not available. (X) Not applicable.
 *Nonstore retailers, part of SIC major group 53, are shown separately in this table.

TABLE 6. Cities With 500 Establishments or More: 1963-Continued

| SIC code | City and kind of business | Establishments | | Sales | | Payroll, entire year (\$1,000) | Payroll, workweek ended nearest Nov. 15 (dollars) | Paid employees, workweek ended nearest Nov. 15 (number) | Active proprietors of unincorporated businesses (number) |
|---|--|----------------|-----------------------|-------------------------------------|---------------------------------------|--------------------------------|---|---|--|
| | | Total (number) | With payroll (number) | Total, all establishments (\$1,000) | Establishments with payroll (\$1,000) | | | | |
| <u>SOMERVILLE--CONTINUEO</u> | | | | | | | | | |
| APPAREL, ACCESSORY STORES | | | | | | | | | |
| | TOTAL | 26 | 22 | 1 923 | 1 809 | 256 | 4 664 | 89 | 18 |
| 56 | MEN'S, BOYS' APPAREL STORES, CUSTOM TAILORS | 5 | 5 | 281 | 281 | 43 | 716 | 14 | 4 |
| 562-568 | WOMEN'S CLOTHING, SPECIALTY STORES | 7 | 7 | 662 | 662 | 84 | 1 503 | 32 | 3 |
| 562 | WOMEN'S READY-TO-WEAR STORES | 1 | 1 | (0) | (0) | (0) | (0) | (0) | (0) |
| 563,568 | WOMEN'S ACCESSORY, SPECIALTY STORES, FURRIERS | 6 | 6 | (0) | (0) | (0) | (0) | (0) | (0) |
| 565 | FAMILY CLOTHING STORES | 3 | 3 | (0) | (0) | (0) | (0) | (0) | (0) |
| 566 | SHOE STORES | 10 | 6 | 589 | 475 | 85 | 1 605 | 21 | 7 |
| 564,569 | OTHER APPAREL, ACCESSORY STORES | 1 | 1 | (0) | (0) | (0) | (0) | (0) | (0) |
| FURNITURE, HOME FURNISHINGS, EQUIPMENT STORES | | | | | | | | | |
| | TOTAL | 27 | 19 | 2 128 | 2 028 | 281 | 5 519 | 60 | 17 |
| S7 | FURNITURE, HOME FURNISHINGS STORES | 19 | 13 | 1 502 | 1 442 | 214 | 4 273 | 44 | 13 |
| S71, S73 | HOUSEHOLD APPLIANCE, RADIO, TELEVISION, MUSIC STORES | 8 | 6 | 626 | 586 | 67 | 1 246 | 16 | 4 |
| EATING, DRINKING PLACES | | | | | | | | | |
| | TOTAL | 136 | 104 | 6 719 | 6 099 | 1 399 | 27 514 | 537 | 67 |
| S8 | EATING PLACES | 87 | 55 | 3 495 | 2 875 | 692 | 13 330 | 278 | 66 |
| S812, S813 | DRINKING PLACES (ALCOHOLIC BEVERAGES) | 49 | 49 | 3 224 | 3 224 | 707 | 14 184 | 259 | 1 |
| DRUG STORES, PROPRIETARY STORES | | | | | | | | | |
| | TOTAL | 43 | 41 | 3 999 | 3 909 | 642 | 12 005 | 196 | 23 |
| S9PT (S91) | DRUG STORES | 40 | 38 | 3 736 | 3 646 | 603 | 11 158 | 182 | 22 |
| S91 | PROPRIETARY STORES | 3 | 3 | 263 | 263 | 39 | 847 | 14 | 1 |
| OTHER RETAIL STORES | | | | | | | | | |
| | TOTAL | 121 | 75 | 10 921 | (0) | (0) | (0) | (0) | (0) |
| S9 EX, S91 | LIQUOR STORES | 31 | 31 | 4 636 | 4 636 | 448 | 8 378 | 135 | 3 |
| S92 | ANTIQUARIAN, SECONOHANO STORES | 7 | 7 | 197 | 197 | 62 | 1 251 | 18 | 4 |
| S94 | BOOK, STATIONERY STORES | 4 | 4 | 173 | 173 | 23 | 332 | 12 | 4 |
| S95 | SPORTING GOODS STORES, BICYCLE SHOPS | 3 | 1 | 127 | (0) | (0) | (0) | (0) | (0) |
| S96 | FARM, GARDEN SUPPLY STORES, INCLUDING FEEO STORES | - | - | - | - | - | - | - | - |
| S97 | JEWELRY STORES | 8 | 4 | 410 | 310 | 69 | 1 086 | 13 | 4 |
| S98 | FUEL, ICE DEALERS | 39 | 17 | 4 145 | 3 627 | 545 | 10 459 | 110 | 32 |
| S99 | OTHER STORES | 29 | 11 | 1 233 | 595 | 85 | 1 610 | 26 | 29 |
| NONSTORE RETAILERS* | | | | | | | | | |
| S3 PART* | TOTAL | 14 | 4 | 2 567 | (0) | (0) | (0) | (0) | (0) |
| <u>SPRINGFIELD</u> | | | | | | | | | |
| RETAIL TRADE, TOTAL | | | | | | | | | |
| | | 1 588 | 1 166 | 284 221 | 274 723 | 37 588 | 716 979 | 11 054 | 984 |
| LUMBER, BUILDING MATERIALS, HARWARE, FARM EQUIPMENT DEALERS | | | | | | | | | |
| | TOTAL | 58 | 50 | 8 717 | 8 619 | 1 291 | 23 565 | 274 | 23 |
| S2 | LUMBER AND OTHER BUILDING MATERIALS DEALERS | 12 | 12 | 4 517 | 4 505 | 657 | 12 001 | 134 | 2 |
| S21, S22-S24 | HEATING, PLUMBING, PAINT, ELECTRICAL STORES | 18 | 16 | (0) | (0) | (0) | (0) | (0) | (0) |
| S251 | HARWARE STORES | 26 | 20 | 2 074 | 1 998 | 322 | 5 584 | 78 | 14 |
| S252 | FARM EQUIPMENT DEALERS | 2 | 2 | (0) | (0) | (0) | (0) | (0) | (0) |
| GENERAL MERCHANOISE GROUP STORES* | | | | | | | | | |
| | TOTAL | 51 | 37 | 49 314 | 49 092 | 7 771 | 146 099 | 2 866 | 34 |
| S3 PART* | DEPARTMENT STORES | 8 | 8 | 41 996 | 41 996 | 6 120 | 117 531 | 2 385 | - |
| S33 | LIMITED PRICE VARIETY STORES | 17 | 17 | 6 152 | 6 152 | 1 525 | 26 089 | 441 | 11 |
| S39 | MISCELLANEOUS GENERAL MERCHANOISE STORES | 26 | 12 | 1 166 | 944 | 126 | 2 479 | 40 | 23 |
| FOOD STORES | | | | | | | | | |
| | TOTAL | 291 | 175 | 59 176 | 55 230 | 4 976 | 97 619 | 1 521 | 213 |
| S4 | GROCERY STORES, INCLUDING DELICATESSENS | 199 | 113 | 53 528 | 50 354 | 4 380 | 84 714 | 1 276 | 155 |
| S41 | MEAT MARKETS, FISH (SEAFODD) MARKETS | 15 | 7 | 2 024 | 1 876 | 169 | 4 554 | 69 | 11 |
| S42 | FRUIT STORES, VEGETABLE MARKETS | 7 | 3 | 259 | 183 | 11 | 74 | 3 | 6 |
| S43 | CANDY, NUT, CONFECTIONERY STORES | 18 | 10 | 661 | 417 | 35 | 564 | 18 | 14 |
| S44, S45-549 | OTHER FOOD STORES | 52 | 42 | 2 704 | 2 400 | 381 | 7 713 | 155 | 27 |
| AUTOMOTIVE DEALERS | | | | | | | | | |
| S5 EX, S54 | TOTAL | 84 | 62 | 56 267 | 55 925 | 5 248 | 92 189 | 924 | 35 |
| GASOLINE SERVICE STATIONS | | | | | | | | | |
| S5PT (554) | TOTAL | 150 | 124 | 12 502 | 11 330 | 1 035 | 20 210 | 361 | 146 |

Standard Notes: - Represents zero. (D) Withheld to avoid disclosure. (NA) Not available. (X) Not applicable.

*Nonstore retailers, part of SIC major group 53, are shown separately in this table.

TABLE 6. Cities With 500 Establishments or More: 1963-Continued

| SIC code | City and kind of business | Establishments | | Sales | | Payroll, entire year (\$1,000) | Payroll, workweek ended nearest Nov. 15 (dollars) | Paid employees, workweek ended nearest Nov. 15 (number) | Active proprietors of unincorporated businesses (number) |
|--|--|----------------|-----------------------|-------------------------------------|---------------------------------------|--------------------------------|---|---|--|
| | | Total (number) | With payroll (number) | Total, all establishments (\$1,000) | Establishments with payroll (\$1,000) | | | | |
| <u>SPRINGFIELD--CONTINUED</u> | | | | | | | | | |
| APPAREL, ACCESSORY STORES | | | | | | | | | |
| 56 | TOTAL | 127 | 101 | 20 367 | 20 069 | 3 180 | 57 961 | 900 | 58 |
| 561,567 | MEN'S, BOYS' APPAREL STORES, CUSTOM TAILORS | 33 | 25 | 5 845 | 5 733 | 937 | 16 848 | 223 | 17 |
| 562-3,568 | WOMEN'S CLOTHING, SPECIALTY STORES | 50 | 36 | 7 186 | 7 082 | 1 335 | 23 481 | 412 | 30 |
| 562 | WOMEN'S READY-TO-WEAR STORES | 21 | 19 | 5 289 | 5 239 | 891 | 16 307 | 297 | 8 |
| 563,568 | WOMEN'S ACCESSORY, SPECIALTY STORES, FURRIERS | 29 | 17 | 1 897 | 1 843 | 444 | 7 174 | 115 | 22 |
| 565 | FAMILY CLOTHING STORES | 9 | 7 | 3 351 | 3 333 | 269 | 4 917 | 73 | 6 |
| 566 | SHOE STORES | 32 | 30 | 3 463 | 3 399 | 562 | 10 740 | 148 | 5 |
| 564,569 | OTHER APPAREL, ACCESSORY STORES | 3 | 3 | 522 | 522 | 77 | 1 975 | 44 | - |
| FURNITURE, HOME FURNISHINGS, EQUIPMENT STORES | | | | | | | | | |
| 57 | TOTAL | 104 | 76 | 14 305 | 13 749 | 2 336 | 43 016 | 480 | 57 |
| 571 | FURNITURE, HOME FURNISHINGS STORES | 63 | 43 | 7 601 | 7 341 | 1 421 | 26 295 | 264 | 33 |
| 572,573 | HOUSEHOLD APPLIANCE, RADIO, TELEVISION, MUSIC STORES | 41 | 33 | 6 704 | 6 408 | 915 | 16 721 | 216 | 24 |
| EATING, DRINKING PLACES | | | | | | | | | |
| 58 | TOTAL | 306 | 264 | 19 328 | 18 532 | 4 647 | 97 785 | 1 941 | 165 |
| 5812 | EATING PLACES | 216 | 174 | 14 193 | 13 397 | 3 522 | 74 303 | 1 546 | 156 |
| 5813 | DRINKING PLACES (ALCOHOLIC BEVERAGES) | 90 | 90 | 5 135 | 5 135 | 1 125 | 23 482 | 395 | 9 |
| DRUG STORES, PROPRIETARY STORES | | | | | | | | | |
| 59PT(591) | TOTAL | 76 | 76 | 9 932 | 9 932 | 1 463 | 27 458 | 461 | 37 |
| 591 | DRUG STORES | 75 | 75 | (0) | (0) | (0) | (0) | (0) | (0) |
| (| PROPRIETARY STORES | 1 | 1 | (0) | (0) | (0) | (0) | (0) | (0) |
| OTHER RETAIL STORES | | | | | | | | | |
| 59 EX.591 | TOTAL | 255 | 171 | 24 779 | 23 503 | 3 597 | 68 888 | 938 | 153 |
| 592 | LIQUOR STORES | 41 | 41 | 6 780 | 6 780 | 825 | 14 434 | 214 | 2 |
| 593 | ANTIQUES STORES, SECONHAND STORES | 28 | 18 | 895 | 857 | 125 | 2 471 | 41 | 17 |
| 594 | BOOK, STATIONERY STORES | 9 | 5 | 1 722 | 1 630 | 391 | 7 673 | 145 | 4 |
| 595 | SPORTING GOODS STORES, BICYCLE SHOPS | 12 | 6 | 562 | 480 | 52 | 1 174 | 18 | 10 |
| 596 | FARM, GARDEN SUPPLY STORES, INCLUDING FEEO STORES | 2 | 2 | (0) | (0) | (0) | (0) | (0) | (0) |
| 597 | JEWELRY STORES | 26 | 18 | 2 147 | 2 027 | 373 | 7 007 | 86 | 14 |
| 598 | FUEL, ICE DEALERS | 34 | 22 | 8 291 | 8 047 | 1 103 | 21 785 | 209 | 24 |
| 599 | OTHER STORES | 103 | 59 | (0) | (0) | (0) | (0) | (0) | (0) |
| NONSTORE RETAILERS* | | | | | | | | | |
| 53 PART* | TOTAL | 86 | 30 | 9 534 | 8 742 | 2 044 | 42 189 | 388 | 63 |
| <u>WORCESTER</u> | | | | | | | | | |
| RETAIL TRADE, TOTAL | | 1 725 | 1 327 | 311 156 | 301 116 | 39 510 | 725 676 | 11 427 | 1 042 |
| LUMBER, BUILDING MATERIALS, HARDWARE, FARM EQUIPMENT DEALERS | | | | | | | | | |
| 52 | TOTAL | 76 | 56 | 15 580 | 15 192 | 2 643 | 46 917 | 523 | 36 |
| 521 | LUMBER AND OTHER BUILDING MATERIALS DEALERS | 21 | 19 | 10 649 | 10 645 | 1 880 | 33 327 | 354 | 4 |
| 522-524 | HEATING, PLUMBING, PAINT, ELECTRICAL STORES | 34 | 24 | 3 499 | (0) | (0) | (0) | (0) | (0) |
| 5251 | HARDWARE STORES | 17 | 11 | 966 | 810 | 122 | 2 220 | 35 | 9 |
| 5252 | FARM EQUIPMENT DEALERS | 4 | 2 | 466 | (0) | (0) | (0) | (0) | (0) |
| GENERAL MERCHANDISE GROUP STORES* | | | | | | | | | |
| 53 PART* | TOTAL | 36 | 36 | 39 666 | 39 666 | 5 563 | 101 854 | 1 927 | 17 |
| 531 | DEPARTMENT STORES | 7 | 7 | 27 659 | 27 659 | 3 432 | 61 352 | 1 240 | - |
| 533 | LIMITED PRICE VARIETY STORES | 18 | 18 | (0) | (0) | (0) | (0) | (0) | (0) |
| 539 | MISCELLANEOUS GENERAL MERCHANDISE STORES | 11 | 11 | (0) | (0) | (0) | (0) | (0) | (0) |
| FOOD STORES | | | | | | | | | |
| 54 | TOTAL | 310 | 216 | 66 665 | 63 573 | 5 633 | 106 139 | 1 873 | 229 |
| 541 | GROCERY STORES, INCLUDING DELICATESSENS | 200 | 124 | 58 602 | 55 974 | 4 271 | 80 547 | 1 351 | 153 |
| 542 | MEAT MARKETS, FISH (SEAFOOD) MARKETS | 15 | 13 | 1 703 | 1 625 | 201 | 3 697 | 66 | 10 |
| 543 | FRUIT STORES, VEGETABLE MARKETS | 10 | 10 | 865 | 865 | 59 | 898 | 24 | 12 |
| 544 | CANDY, NUT, CONFECTIONERY STORES | 25 | 19 | 1 116 | 996 | 138 | 2 333 | 54 | 19 |
| 545-549 | OTHER FOOD STORES | 60 | 50 | 4 379 | 4 113 | 964 | 18 664 | 378 | 35 |
| AUTOMOTIVE DEALERS | | | | | | | | | |
| 55 EX.554 | TOTAL | 86 | 72 | 62 569 | 61 799 | 5 991 | 94 548 | 1 037 | 33 |
| GASOLINE SERVICE STATIONS | | | | | | | | | |
| 55PT(554) | TOTAL | 164 | 134 | 16 791 | 15 367 | 1 339 | 27 099 | 442 | 162 |

Standard Notes: - Represents zero. (D) Withheld to avoid disclosure. (NA) Not available. (X) Not applicable.
 *Nonstore retailers, part of SIC major group 53, are shown separately in this table.

TABLE 6. Cities With 500 Establishments or More: 1963—Continued

| SIC code | City and kind of business | Establishments | | Sales | | Payroll, entire year (\$1,000) | Payroll, workweek ended nearest Nov. 15 (dollars) | Paid employees, workweek ended nearest Nov. 15 (number) | Active proprietors of unincorporated businesses (number) |
|--|--|-------------------|--------------------------|--|--|-----------------------------------|--|--|---|
| | | Total (number) | With payroll (number) | Total, all establishments (\$1,000) | Establishments with payroll (\$1,000) | | | | |
| WORCESTER--CONTINUED | | | | | | | | | |
| APPAREL; ACCESSORY STORES | | | | | | | | | |
| 56 | TOTAL | 147 | 125 | 30 506 | 30 064 | 4 836 | 88 724 | 1 369 | 58 |
| 561,567 | MEN'S; BOYS' APPAREL STORES; CUSTOM TAILORS | 35 | 27 | 7 200 | 7 010 | 1 194 | 19 635 | 279 | 13 |
| 562-3,568 | WOMEN'S CLOTHING; SPECIALTY STORES | 45 | 37 | 14 525 | 14 429 | 2 483 | 46 917 | 741 | 22 |
| 562 | WOMEN'S READY-TO-WEAR STORES | 24 | 22 | 8 383 | 8 329 | 1 541 | 28 990 | 459 | 10 |
| 563,568 | WOMEN'S ACCESSORY; SPECIALTY STORES; FURRIERS | 21 | 15 | 6 142 | 6 100 | 942 | 17 927 | 282 | 12 |
| 565 | FAMILY CLOTHING STORES | 9 | 5 | 1 340 | 1 220 | 173 | 3 332 | 65 | 6 |
| 566 | SHOE STORES | 52 | 50 | 6 924 | 6 888 | 921 | 17 639 | 258 | 13 |
| 564,569 | OTHER APPAREL; ACCESSORY STORES | 6 | 6 | 517 | 517 | 65 | 1 201 | 26 | 4 |
| FURNITURE; HOME FURNISHINGS; EQUIPMENT STORES | | | | | | | | | |
| 57 | TOTAL | 99 | 77 | 13 982 | 13 656 | 2 103 | 40 729 | 526 | 47 |
| 571 | FURNITURE; HOME FURNISHINGS STORES | 55 | 43 | 8 787 | 8 625 | 1 603 | 30 328 | 377 | 23 |
| 572,573 | HOUSEHOLD APPLIANCE; RADIO; TELEVISION; MUSIC STORES | 44 | 34 | 5 195 | 5 031 | 500 | 10 401 | 149 | 24 |
| EATING; DRINKING PLACES | | | | | | | | | |
| 58 | TOTAL | 367 | 325 | 22 011 | 21 095 | 5 231 | 103 534 | 2 132 | 195 |
| 5812 | EATING PLACES | 259 | 221 | 17 427 | 16 579 | 4 147 | 82 649 | 1 776 | 171 |
| 5813 | DRINKING PLACES (ALCOHOLIC BEVERAGES) | 108 | 104 | 4 584 | 4 516 | 1 084 | 20 885 | 356 | 24 |
| DRUG STORES; PROPRIETARY STORES | | | | | | | | | |
| 59PT(591) | TOTAL | 66 | 60 | 8 413 | 8 299 | 1 318 | 25 893 | 424 | 32 |
| 591 | DRUG STORES | 62 | 58 | 8 138 | (D) | (D) | (D) | (D) | (D) |
| (| PROPRIETARY STORES | 4 | 2 | 275 | (D) | (D) | (D) | (D) | (D) |
| OTHER RETAIL STORES | | | | | | | | | |
| 59 EX,591 | TOTAL | 285 | 193 | 25 937 | 24 375 | 3 463 | 62 503 | 863 | 162 |
| 592 | LIQUOR STORES | 45 | 45 | 6 601 | 6 601 | 799 | 14 379 | 202 | 1 |
| 593 | ANTIQUA STORES; SECONOHANO STORES | 30 | 12 | 1 106 | 948 | 78 | 1 404 | 37 | 22 |
| 594 | BOOK; STATIONERY STORES | 13 | 11 | 1 061 | 1 041 | 145 | 2 886 | 53 | 9 |
| 595 | SPORTING GOODS STORES; BICYCLE SHOPS | 8 | 6 | 769 | 759 | 98 | 2 194 | 33 | 7 |
| 596 | FARM; GARDEN SUPPLY STORES; INCLUDING FEED STORES | - | - | - | - | - | - | - | - |
| 597 | JEWELRY STORES | 22 | 18 | 2 022 | 1 976 | 386 | 6 957 | 86 | 10 |
| 598 | FUEL; ICE DEALERS | 62 | 36 | 8 863 | 8 073 | 1 020 | 18 190 | 208 | 38 |
| 599 | OTHER STORES | 105 | 65 | 5 515 | 4 977 | 937 | 16 493 | 244 | 75 |
| NONSTORE RETAILERS* | | | | | | | | | |
| 53 PART* | TOTAL | 89 | 33 | 9 036 | 8 030 | 1 390 | 27 736 | 311 | 71 |

Standard Notes: - Represents zero. (D) Withheld to avoid disclosure. (NA) Not available. (X) Not applicable.
 *Nonstore retailers, part of SIC major group 53, are shown separately in this table.

TABLE 7. In-Plant Food Contractors: 1963

| SIC code | Standard metropolitan statistical area and kind of business | Establishments | | Sales | | Payroll, entire year (\$1,000) | Payroll, workweek ended nearest Nov. 15 (dollars) | Paid employees, workweek ended nearest Nov. 15 (number) | Active proprietors of unincorporated businesses (number) |
|--|---|----------------|-----------------------|-------------------------------------|---------------------------------------|--------------------------------|---|---|--|
| | | Total (number) | With payroll (number) | Total, all establishments (\$1,000) | Establishments with payroll (\$1,000) | | | | |
| <u>MASSACHUSETTS</u> | | | | | | | | | |
| 5812 PART | IN-PLANT FOOD CONTRACTORS: TOTAL | 170 | 170 | 11 322 | 11 322 | 3 333 | 68 938 | 1 375 | 72 |
| | RESTAURANTS: LUNCHROOMS | 29 | 29 | 1 431 | 1 431 | 363 | 7 473 | 152 | 20 |
| | CAFETERIAS | 122 | 122 | 8 158 | 8 158 | 2 478 | 51 831 | 1 025 | 39 |
| | REFRESHMENT PLACES | 19 | 19 | 1 733 | 1 733 | 492 | 9 634 | 198 | 13 |
| <u>BOSTON SMSA</u> | | | | | | | | | |
| 5812 PART | IN-PLANT FOOD CONTRACTORS: TOTAL | 99 | 99 | 7 586 | 7 586 | 2 294 | 48 046 | 965 | 32 |
| | RESTAURANTS: LUNCHROOMS | 8 | 8 | 424 | 424 | 97 | 1 878 | 37 | 4 |
| | CAFETERIAS | 79 | 79 | 5 814 | 5 814 | 1 823 | 38 703 | 770 | 20 |
| | REFRESHMENT PLACES | 12 | 12 | 1 348 | 1 348 | 374 | 7 465 | 158 | 8 |
| <u>BROCKTON SMSA</u> | | | | | | | | | |
| 5812 PART | IN-PLANT FOOD CONTRACTORS: TOTAL | 3 | 3 | 61 | 61 | 12 | 268 | 7 | 2 |
| | RESTAURANTS: LUNCHROOMS | 2 | 2 | (D) | (D) | (D) | (D) | (D) | (D) |
| | CAFETERIAS | 1 | 1 | (D) | (D) | (D) | (D) | (D) | (D) |
| <u>FALL RIVER, MASS.-R.I., SMSA</u> | | | | | | | | | |
| 5812 PART | IN-PLANT FOOD CONTRACTORS: TOTAL | 5 | 5 | 555 | 555 | 131 | 2 330 | 38 | 2 |
| | RESTAURANTS: LUNCHROOMS | 1 | 1 | (D) | (D) | (D) | (D) | (D) | (D) |
| | CAFETERIAS | 4 | 4 | (D) | (D) | (D) | (D) | (D) | (D) |
| <u>FITCHBURG-LEOMINSTER SMSA</u> | | | | | | | | | |
| 5812 PART | IN-PLANT FOOD CONTRACTORS: TOTAL | 2 | 2 | (D) | (D) | (D) | (D) | (D) | (D) |
| | CAFETERIAS | 1 | 1 | (D) | (D) | (D) | (D) | (D) | (D) |
| | REFRESHMENT PLACES | 1 | 1 | (D) | (D) | (D) | (D) | (D) | (D) |
| <u>LAWRENCE-HAVERHILL, MASS.-N.H., SMSA</u> | | | | | | | | | |
| 5812 PART | IN-PLANT FOOD CONTRACTORS: TOTAL | 10 | 10 | 470 | 470 | 128 | 2 520 | 49 | 7 |
| | RESTAURANTS: LUNCHROOMS | 3 | 3 | (D) | (D) | (D) | (D) | (D) | (D) |
| | CAFETERIAS | 6 | 6 | 339 | 339 | 87 | 1 760 | 35 | 4 |
| | REFRESHMENT PLACES | 1 | 1 | (D) | (D) | (D) | (D) | (D) | (D) |
| <u>LDWELL SMSA</u> | | | | | | | | | |
| 5812 PART | IN-PLANT FOOD CONTRACTORS: TOTAL | 2 | 2 | (D) | (D) | (D) | (D) | (D) | (D) |
| | RESTAURANTS: LUNCHROOMS | 1 | 1 | (D) | (D) | (D) | (D) | (D) | (D) |
| | REFRESHMENT PLACES | 1 | 1 | (D) | (D) | (D) | (D) | (D) | (D) |
| <u>NEW BEDFORD SMSA</u> | | | | | | | | | |
| 5812 PART | IN-PLANT FOOD CONTRACTORS: TOTAL | 7 | 7 | 571 | 571 | 176 | 3 152 | 61 | 2 |
| | RESTAURANTS: LUNCHROOMS | 3 | 3 | (D) | (D) | (D) | (D) | (D) | (D) |
| | CAFETERIAS | 3 | 3 | 206 | 206 | 54 | 1 022 | 23 | 1 |
| | REFRESHMENT PLACES | 1 | 1 | (D) | (D) | (D) | (D) | (D) | (D) |
| <u>PITTSFIELD SMSA</u> | | | | | | | | | |
| 5812 PART | IN-PLANT FOOD CONTRACTORS: TOTAL | 3 | 3 | 171 | 171 | 67 | 1 320 | 27 | 1 |
| | CAFETERIAS | 3 | 3 | 171 | 171 | 67 | 1 320 | 27 | 1 |
| <u>SPRINGFIELD-CHICOPEE-HOLYDKE, MASS.-CONN., SMSA</u> | | | | | | | | | |
| 5812 PART | IN-PLANT FOOD CONTRACTORS: TOTAL | 12 | 12 | 641 | 641 | 160 | 3 167 | 64 | 6 |
| | RESTAURANTS: LUNCHROOMS | 3 | 3 | (D) | (D) | (D) | (D) | (D) | (D) |
| | CAFETERIAS | 8 | 8 | 298 | 298 | 81 | 1 604 | 32 | 4 |
| | REFRESHMENT PLACES | 1 | 1 | (D) | (D) | (D) | (D) | (D) | (D) |
| <u>WORCESTER SMSA</u> | | | | | | | | | |
| 5812 PART | IN-PLANT FOOD CONTRACTORS: TOTAL | 6 | 6 | 204 | 204 | 64 | 1 455 | 32 | 5 |
| | RESTAURANTS: LUNCHROOMS | 1 | 1 | (D) | (D) | (D) | (D) | (D) | (D) |
| | CAFETERIAS | 4 | 4 | 170 | 170 | 54 | 1 264 | 28 | 2 |
| | REFRESHMENT PLACES | 1 | 1 | (D) | (D) | (D) | (D) | (D) | (D) |

Standard Notes: - Represents zero. (D) Withheld to avoid disclosure. (NA) Not available. (X) Not applicable.

TABLE 8. Commissaries, Exchanges, and Eating and Drinking Places Operated for Military Personnel by the U.S. Department of Defense: 1963

[These data were collected by the Department of Defense and are not included in any of the tabulations of the 1963 Census of Business]

| County | Sales | Civilian payroll, entire year | Civilian employees, workweek ended nearest Nov. 15 | Civilian payroll, workweek ended nearest Nov. 15 | Sales | Civilian payroll, entire year | Civilian employees, workweek ended nearest Nov. 15 | Civilian payroll, workweek ended nearest Nov. 15 |
|--------------------------------|-----------|-------------------------------|--|--|----------------------------|-------------------------------|--|--|
| | (\$1,000) | (\$1,000) | (number) | (dollars) | (\$1,000) | (\$1,000) | (number) | (dollars) |
| | TOTAL | | | | COMMISSARIES | | | |
| MASSACHUSETTS: TOTAL | 37 624 | 3 674 | 1 022 | 70 283 | 16 131 | 845 | 181 | 11 946 |
| BARNSTABLE | 7 172 | 601 | 143 | 10 783 | 4 084 | 203 | 44 | 2 308 |
| BRISTOL | 18 | 1 | - | - | - | - | - | - |
| ESSEX | 67 | 3 | 2 | 69 | - | - | - | - |
| HAMPDEN | 8 113 | 734 | 148 | 13 542 | 4 302 | 160 | 37 | 2 347 |
| MIDDLESEX | 15 198 | 1 521 | 427 | 28 288 | 7 635 | 452 | 87 | 7 064 |
| NANTUCKET | 140 | 3 | 3 | 73 | 55 | - | - | - |
| NORFOLK | 1 097 | 90 | 46 | 2 036 | 55 | 10 | 13 | 227 |
| SUFFOLK | 5 819 | 721 | 253 | 15 492 | - | - | - | - |
| | EXCHANGES | | | | EATING AND DRINKING PLACES | | | |
| MASSACHUSETTS: TOTAL | 17 261 | 2 167 | 611 | 46 271 | 4 232 | 662 | 230 | 12 066 |
| BARNSTABLE | 2 776 | 371 | 92 | 7 882 | 312 | 27 | 7 | 593 |
| BRISTOL | 18 | 1 | - | - | - | - | - | - |
| ESSEX | 67 | 3 | 2 | 69 | - | - | - | - |
| HAMPDEN | 3 337 | 470 | 93 | 10 520 | 474 | 84 | 18 | 675 |
| MIDDLESEX | 6 558 | 885 | 274 | 18 118 | 1 005 | 184 | 66 | 3 106 |
| NANTUCKET | 85 | 3 | 3 | 73 | - | - | - | - |
| NORFOLK | 898 | 47 | 23 | 1 105 | 144 | 33 | 10 | 704 |
| SUFFOLK | 3 522 | 387 | 124 | 8 504 | 2 297 | 334 | 129 | 6 988 |

Standard Notes: - Represents zero. (D) Withheld to avoid disclosure. (NA) Not available. (X) Not applicable. † Revised.

TABLE 11. Counties with 500 Establishments or More: 1958—Continued


| SIC code | Kind of business | Establishments | | Sales | | Establishments | | Sales | |
|------------|---|-------------------|--------------------------|--|--|-------------------|--------------------------|--|--|
| | | Total (number) | With payroll (number) | Total, all establishments (\$1,000) | Establishments with payroll (\$1,000) | Total (number) | With payroll (number) | Total, all establishments (\$1,000) | Establishments with payroll (\$1,000) |
| | | SUFFOLK COUNTY | | | | WORCESTER COUNTY | | | |
| | RETAIL TRADE, TOTAL | 10 086 | 6 858 | 1 432 416 | 1 360 234 | 5 908 | 4 000 | 629 963 | 588 921 |
| 52 | LUMBER, BLDG MATLS, HOWE, FARM EQUIP. DEALERS | 343 | 219 | 35 673 | 33 507 | 295 | 195 | 40 675 | 39 179 |
| 53 PART* | GENERAL MERCHANTISE GROUP STORES* | 342 | 188 | 245 082 | 241 122 | 168 | 124 | 49 239 | 48 311 |
| 54 | FOOD STORES | 2 292 | 1 226 | 275 209 | 245 255 | 1 144 | 634 | 172 232 | 157 466 |
| 55 EX. 554 | AUTOMOTIVE DEALERS | 228 | 168 | 141 687 | 140 403 | 334 | 234 | 90 643 | 88 157 |
| 55PT(554) | GASOLINE SERVICE STATIONS | 539 | 425 | 47 527 | 43 983 | 603 | 425 | 41 172 | 36 058 |
| 56 | APPAREL, ACCESSORY STORES | 870 | 704 | 124 508 | 120 862 | 423 | 345 | 45 606 | 44 292 |
| 57 | FURNITURE, HOME FURNISHINGS, EQUIPMENT STORES | 545 | 375 | 69 999 | 67 017 | 385 | 249 | 30 575 | 28 257 |
| 58 | EATING, DRINKING PLACES | 1 988 | 1 754 | 159 744 | 155 518 | 1 134 | 920 | 47 528 | 43 754 |
| 59PT(591) | DRUG STORES, PROPRIETARY STORES | 437 | 413 | 43 247 | 42 135 | 198 | 198 | 20 965 | 20 965 |
| 59 EX. 591 | OTHER RETAIL STORES | 1 947 | 1 245 | 184 333 | 170 831 | 991 | 617 | 79 742 | 73 894 |
| 53 PART* | NONSTORE RETAILERS* | 555 | 141 | 105 407 | 99 601 | 233 | 59 | 11 586 | 8 588 |

Standard Notes: - Represents zero. (D) Withheld to avoid disclosure. (NA) Not available. (X) Not applicable.
 *Nonstore retailers, part of SIC major group 53, are shown separately in this table.

TABLE 12. Cities with 500 Establishments or More: 1958

| SIC code | Kind of business | Establishments | | Sales | | Establishments | | Sales | |
|-----------|---|----------------|-----------------------|-------------------------------------|---------------------------------------|----------------|-----------------------|-------------------------------------|---------------------------------------|
| | | Total (number) | With payroll (number) | Total, all establishments (\$1,000) | Establishments with payroll (\$1,000) | Total (number) | With payroll (number) | Total, all establishments (\$1,000) | Establishments with payroll (\$1,000) |
| | | BOSTON | | | | BROCKTON | | | |
| | RETAIL TRADE, TOTAL | 9 036 | 6 234 | 1 340 491 | 1 277 845 | 792 | 550 | 102 984 | 97 360 |
| 52 | LUMBER, BLDG MATLS, HOWE, FARM EQUIP. DEALERS | 301 | 185 | 30 029 | 28 145 | 38 | 26 | 4 494 | 4 258 |
| 53 PART* | GENERAL MERCHANDISE GROUP STORES* | 305 | 169 | 242 598 | 239 000 | 32 | 20 | 14 861 | 14 629 |
| 54 | FOOD STORES | 1 989 | 1 089 | 247 131 | 221 761 | 161 | 89 | 24 458 | 22 472 |
| 55 EX.554 | AUTOMOTIVE DEALERS | 184 | 140 | 128 064 | 127 116 | 30 | 26 | 11 044 | 10 948 |
| 55PT(554) | GASOLINE SERVICE STATIONS | 478 | 374 | 41 319 | 38 207 | 68 | 52 | 5 176 | 4 696 |
| 56 | APPAREL, ACCESSORY STORES | 816 | 666 | 121 570 | 118 316 | 92 | 66 | 13 191 | 12 787 |
| 57 | FURNITURE, HOME FURNISHINGS, EQUIPMENT STORES | 495 | 345 | 66 607 | 64 033 | 56 | 40 | 5 309 | 4 913 |
| 58 | EATING, DRINKING PLACES | 1 801 | 1 599 | 150 141 | 146 303 | 122 | 104 | 5 241 | 4 969 |
| 59PT(591) | DRUG STORES, PROPRIETARY STORES | 391 | 371 | 38 947 | 38 095 | 22 | 22 | 2 812 | 2 812 |
| 59 EX.591 | OTHER RETAIL STORES | 1 795 | 1 165 | 174 569 | 162 463 | 148 | 94 | 13 049 | 11 675 |
| 53 PART* | NONSTORE RETAILERS* | 481 | 131 | 99 516 | 94 406 | 23 | 11 | 3 349 | 3 201 |
| | | CAMBRIDGE | | | | CHICOPEE | | | |
| | RETAIL TRADE, TOTAL | 1 148 | 842 | 207 345 | 200 221 | 503 | 297 | 44 143 | 39 507 |
| 52 | LUMBER, BLDG MATLS, HOWE, FARM EQUIP. DEALERS | 44 | 30 | 8 897 | 8 637 | 18 | 10 | 1 753 | 1 577 |
| 53 PART* | GENERAL MERCHANDISE GROUP STORES* | 38 | 24 | 20 425 | 20 039 | 15 | 11 | 1 031 | 8 91 |
| 54 | FOOD STORES | 249 | 133 | 48 314 | 45 214 | 105 | 47 | 15 460 | 13 620 |
| 55 EX.554 | AUTOMOTIVE DEALERS | 33 | 29 | 24 056 | 23 992 | 24 | 12 | 6 133 | 5 861 |
| 55PT(554) | GASOLINE SERVICE STATIONS | 94 | 80 | 10 280 | 9 836 | 56 | 38 | 4 137 | 3 751 |
| 56 | APPAREL, ACCESSORY STORES | 80 | 64 | 7 685 | 7 315 | 26 | 14 | 1 528 | 1 340 |
| 57 | FURNITURE, HOME FURNISHINGS, EQUIPMENT STORES | 60 | 44 | 17 722 | 17 186 | 41 | 19 | 2 265 | 1 957 |
| 58 | EATING, DRINKING PLACES | 269 | 233 | 20 403 | 19 665 | 95 | 79 | 3 830 | 3 568 |
| 59PT(591) | DRUG STORES, PROPRIETARY STORES | 54 | 54 | 5 640 | 5 640 | 22 | 22 | 2 103 | 2 103 |
| 59 EX.591 | OTHER RETAIL STORES | 183 | 133 | 19 143 | 18 163 | 79 | 39 | 5 321 | 4 369 |
| 53 PART* | NONSTORE RETAILERS* | 44 | 18 | 24 780 | 24 534 | 22 | 6 | 584 | 470 |
| | | FALL RIVER | | | | FITCHBURG | | | |
| | RETAIL TRADE, TOTAL | 1 265 | 783 | 120 791 | 111 199 | 533 | 375 | 64 395 | 61 229 |
| 52 | LUMBER, BLDG MATLS, HOWE, FARM EQUIP. DEALERS | 62 | 36 | 5 009 | 4 663 | 28 | 18 | 4 513 | 4 357 |
| 53 PART* | GENERAL MERCHANDISE GROUP STORES* | 53 | 31 | 15 006 | 14 538 | 24 | 18 | 6 628 | 6 498 |
| 54 | FOOD STORES | 327 | 151 | 34 735 | 30 701 | 107 | 61 | 16 863 | 15 765 |
| 55 EX.554 | AUTOMOTIVE DEALERS | 50 | 32 | 12 128 | 11 500 | 27 | 19 | 8 250 | 7 964 |
| 55PT(554) | GASOLINE SERVICE STATIONS | 95 | 63 | 5 537 | 4 323 | 47 | 37 | 4 022 | 3 762 |
| 56 | APPAREL, ACCESSORY STORES | 99 | 77 | 11 818 | 11 504 | 53 | 47 | 5 204 | 5 152 |
| 57 | FURNITURE, HOME FURNISHINGS, EQUIPMENT STORES | 81 | 53 | 10 030 | (0) | 40 | 24 | 3 263 | 2 927 |
| 58 | EATING, DRINKING PLACES | 208 | 174 | 7 931 | 7 509 | 90 | 70 | 3 454 | 3 162 |
| 59PT(591) | DRUG STORES, PROPRIETARY STORES | 41 | 41 | 4 484 | 4 484 | 21 | 21 | 2 105 | 2 105 |
| 59 EX.591 | OTHER RETAIL STORES | 215 | 115 | 13 089 | 11 761 | 72 | 56 | 8 846 | (0) |
| 53 PART* | NONSTORE RETAILERS* | 34 | 10 | 1 024 | (0) | 24 | 4 | 1 247 | (0) |
| | | HAVERHILL | | | | HOLYOKE | | | |
| | RETAIL TRADE, TOTAL | 595 | 395 | 66 243 | 61 803 | 687 | 475 | 81 034 | 76 546 |
| 52 | LUMBER, BLDG MATLS, HOWE, FARM EQUIP. DEALERS | 20 | 14 | 3 949 | 3 885 | 34 | 22 | 3 880 | 3 624 |
| 53 PART* | GENERAL MERCHANDISE GROUP STORES* | 24 | 18 | 8 128 | 8 008 | 17 | 13 | 8 507 | 8 363 |
| 54 | FOOD STORES | 140 | 74 | 17 506 | 15 690 | 149 | 73 | 23 006 | 20 880 |
| 55 EX.554 | AUTOMOTIVE DEALERS | 24 | 20 | 11 431 | 11 263 | 32 | 22 | 9 115 | 8 651 |
| 55PT(554) | GASOLINE SERVICE STATIONS | 50 | 36 | 3 637 | 3 269 | 38 | 34 | 3 207 | 3 003 |
| 56 | APPAREL, ACCESSORY STORES | 51 | 41 | 3 668 | 3 530 | 62 | 56 | 5 728 | 5 662 |
| 57 | FURNITURE, HOME FURNISHINGS, EQUIPMENT STORES | 40 | 28 | 3 661 | 3 505 | 70 | 44 | 5 681 | 5 301 |
| 58 | EATING, DRINKING PLACES | 91 | 77 | 3 488 | 3 202 | 118 | 96 | 5 139 | 4 845 |
| 59PT(591) | DRUG STORES, PROPRIETARY STORES | 17 | 17 | 1 836 | 1 836 | 26 | 26 | 2 424 | 2 410 |
| 59 EX.591 | OTHER RETAIL STORES | 122 | 66 | 8 115 | 6 909 | 116 | 80 | 10 909 | 10 495 |
| 53 PART* | NONSTORE RETAILERS* | 16 | 4 | 824 | 706 | 25 | 9 | 3 438 | 3 312 |
| | | LAWRENCE | | | | LOWELL | | | |
| | RETAIL TRADE, TOTAL | 1 029 | 683 | 108 992 | 102 540 | 1 002 | 688 | 120 102 | 113 768 |
| 52 | LUMBER, BLDG MATLS, HOWE, FARM EQUIP. DEALERS | 33 | 23 | 5 402 | 5 248 | 43 | 27 | 7 784 | 7 578 |
| 53 PART* | GENERAL MERCHANDISE GROUP STORES* | 42 | 26 | 12 353 | 11 965 | 31 | 25 | 13 218 | 13 170 |
| 54 | FOOD STORES | 299 | 143 | 26 528 | 23 382 | 249 | 123 | 28 907 | 25 799 |
| 55 EX.554 | AUTOMOTIVE DEALERS | 46 | 30 | 15 339 | 15 101 | 43 | 31 | 15 296 | 15 110 |
| 55PT(554) | GASOLINE SERVICE STATIONS | 63 | 49 | 4 844 | 4 360 | 82 | 64 | 6 077 | 5 733 |
| 56 | APPAREL, ACCESSORY STORES | 97 | 83 | 11 129 | 10 941 | 77 | 65 | (D) | (0) |
| 57 | FURNITURE, HOME FURNISHINGS, EQUIPMENT STORES | 63 | 47 | 6 275 | 5 931 | 54 | 34 | 5 374 | 4 740 |
| 58 | EATING, DRINKING PLACES | 155 | 137 | 7 385 | 7 221 | 206 | 168 | 9 382 | 8 720 |
| 59PT(591) | DRUG STORES, PROPRIETARY STORES | 39 | 39 | 3 742 | 3 742 | 38 | 38 | 3 965 | 3 917 |
| 59 EX.591 | OTHER RETAIL STORES | 141 | 91 | 12 167 | 11 137 | 147 | 105 | 16 201 | 15 561 |
| 53 PART* | NONSTORE RETAILERS* | 51 | 15 | 3 828 | 3 512 | 32 | 8 | (0) | (0) |

Standard Notes: — Represents zero. (0) Withheld to avoid disclosure. (NA) Not available. (X) Not applicable.
 *Nonstore retailers, part of SIC major group 53, are shown separately in this table.



Michigan

CONTENTS

[Page numbers listed here omit the State prefix, 24-, which appears as part of number for each page.]

| | page |
|--|-----------|
| State Map | 3 |
| Chart on Retail Sales: 1958 and 1963 | 4 |
| TABLE 1 The State: 1963 and 1958 | 5 |
| 2 The State: 1963 | 6 |
| 3 Counties; Cities of 2,500 Inhabitants or More: 1963 | 8 |
| 4 Standard Metropolitan Statistical Areas: 1963 | 18 |
| 5 Counties With 500 Establishments or More: 1963 | 40 |
| 6 Cities With 500 Establishments or More: 1963 | 63 |
| 7 In-Plant Food Contractors: 1963 | 74 |
| 8 Commissaries, Exchanges, and Eating and Drinking Places Operated for Military Personnel by the U.S. Department of Defense: 1963 | 80 |
| 9 Counties; Cities of 2,500 Inhabitants or More: 1958 | 81 |
| 10 Standard Metropolitan Statistical Areas: 1958 | 83 |
| 11 Counties With 500 Establishments or More: 1958 | 84 |
| 12 Cities With 500 Establishments or More: 1958 | 87 |

1880


| No. | Name | Age | Sex | Color | Religion | Marital | Occupation | Education | Value | Notes |
|-----|---------------|-----|-----|-------|----------|---------|------------|-----------|-------|-------|
| 1 | John Smith | 25 | M | W | P | M | Farmer | 8 | 1000 | |
| 2 | James Brown | 30 | M | W | P | M | Merchant | 10 | 2000 | |
| 3 | William Jones | 20 | M | W | P | S | Student | 4 | 500 | |
| 4 | Thomas White | 40 | M | W | P | M | Teacher | 12 | 1500 | |
| 5 | Robert Black | 18 | M | W | P | S | Student | 6 | 800 | |
| 6 | Richard Green | 22 | M | W | P | S | Student | 8 | 1200 | |
| 7 | Henry Lee | 35 | M | W | P | M | Merchant | 10 | 1800 | |
| 8 | Samuel King | 28 | M | W | P | M | Farmer | 9 | 1100 | |
| 9 | Charles Hall | 15 | M | W | P | S | Student | 3 | 400 | |
| 10 | Edward Adams | 32 | M | W | P | M | Teacher | 11 | 1600 | |

MICHIGAN

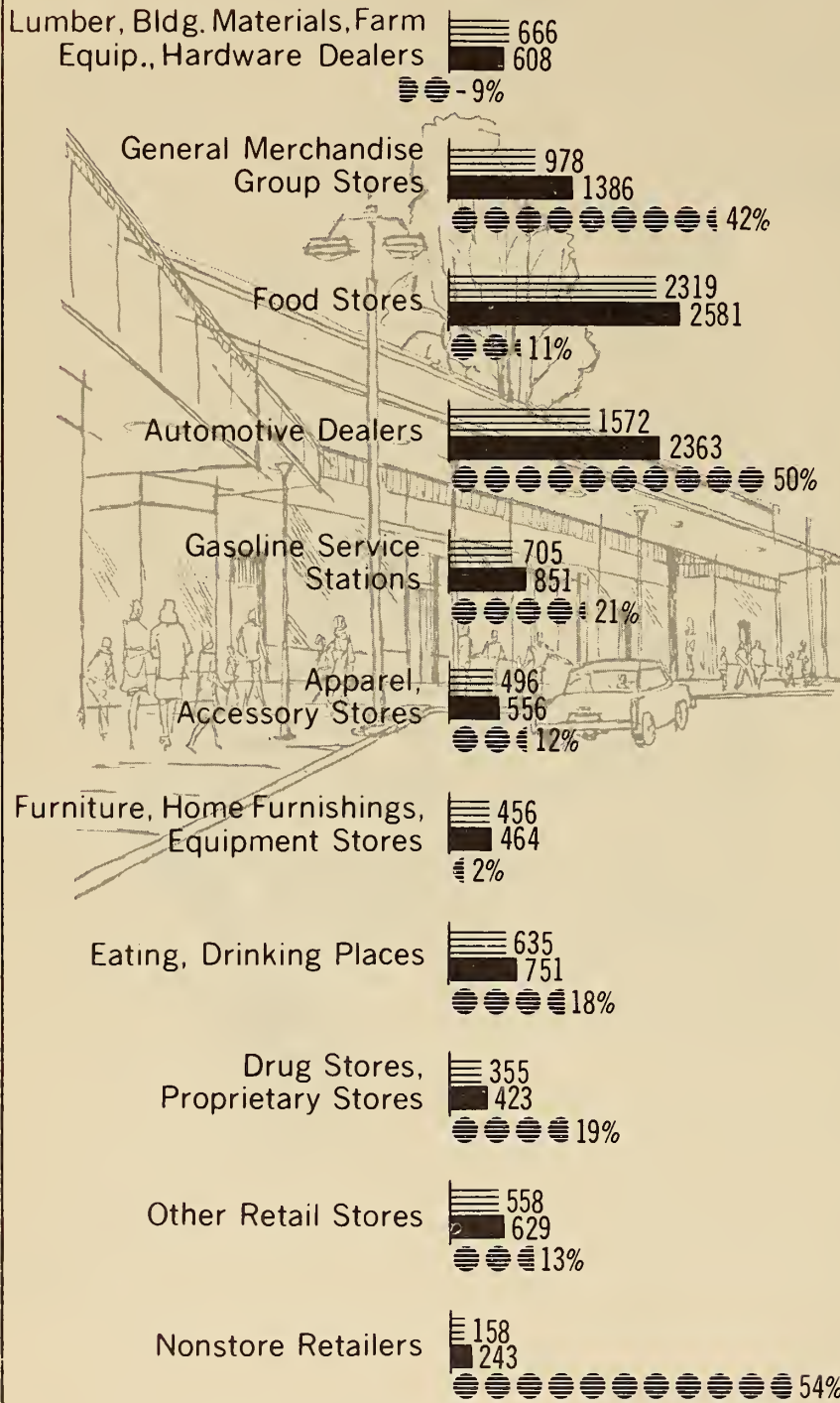


- 1 ALLEN PARK
- 2 BIRMINGHAM
- 3 EAST DETROIT
- 4 FERNDALE
- 5 GARDEN CITY
- 6 HAMTRAMCK
- 7 HAZEL PARK
- 8 HIGHLAND PARK
- 9 INKSTER
- 10 LINCOLN PARK
- 11 LIVONIA
- 12 MADISON HEIGHTS
- 13 OAK PARK
- 14 PONTIAC
- 15 ROSEVILLE
- 16 ROYAL OAK
- 17 ST. CLAIR SHORES
- 18 SOUTHFIELD
- 19 SOUTHGATE
- 20 WARREN
- 21 WYANDOTTE

Incorporated places of 100,000 and over
 Incorporated places of 25,000-100,000
 Standard Metropolitan Statistical Areas



MICHIGAN Retail Trade: 1958 and 1963 SALES IN MILLIONS OF DOLLARS



1958 1963

1963 CENSUS OF BUSINESS, U. S. Department of Commerce, Bureau of the Census

TABLE 1. The State: 1963 and 1958

| SIC code | Kind of business | 1963 | | | | 1958 | | | |
|-----------|---|-------------------|-----------------------------|--|--|-------------------|-----------------------------|--|--|
| | | Establishments | | Sales | | Establishments | | Sales | |
| | | Total (number) | With payroll (number) | Total, all establish- ments (\$1,000) | Establish- ments with payroll (\$1,000) | Total (number) | With payroll (number) | Total, all establish- ments (\$1,000) | Establish- ments with payroll (\$1,000) |
| | RETAIL TRADE, TOTAL | 69 758 | 51 568 | 10 855 344 | 10 430 898 | 72 379 | 52 291 | 8 897 661 | 8 470 881 |
| | LUMBER, BUILDING MATERIALS, HARDWARE, FARM EQUIPMENT DEALERS | | | | | | | | |
| | TOTAL | 4 529 | 3 411 | 608 344 | 583 156 | 5 457 | 3 933 | 665 668 | 634 526 |
| 52 | LUMBER AND OTHER BUILDING MATERIALS DEALERS | 1 191 | 1 043 | 294 436 | 290 756 | 1 668 | 1 270 | 362 855 | 355 715 |
| 522-524 | HEATING, PLUMBING, PAINT, ELECTRICAL STORES | 927 | 589 | 54 628 | 48 344 | 1 107 | 677 | 62 132 | 55 210 |
| 5251 | HARDWARE STORES | 1 705 | 1 253 | 143 477 | 132 341 | 1 878 | 1 360 | 140 823 | 127 997 |
| 5252 | FARM EQUIPMENT DEALERS | 706 | 526 | 115 803 | 111 715 | 804 | 626 | 99 858 | 95 604 |
| | GENERAL MERCHANDISE GROUP STORES* | | | | | | | | |
| | TOTAL | 1 954 | 1 724 | 1 386 258 | 1 382 716 | 2 422 | 1 756 | 978 240 | 963 292 |
| 53 PART* | DEPARTMENT STORES | 225 | 225 | 1 090 123 | 1 090 123 | 145 | 145 | 682 260 | 682 260 |
| 533 | LIMITED PRICE VARIETY STORES | 947 | 861 | 187 144 | 185 776 | 920 | 830 | 163 322 | 162 062 |
| 539 | MISCELLANEOUS GENERAL MERCHANDISE STORES | 782 | 638 | 108 991 | 106 817 | 1 357 | 781 | 132 658 | 118 970 |
| | FOOD STORES | | | | | | | | |
| | TOTAL | 12 204 | 8 274 | 2 580 864 | 2 453 820 | 13 523 | 8 579 | 2 319 117 | 2 177 009 |
| 54 | GROCERY STORES, INCLUDING DELICATESSENS | 9 097 | 6 011 | 2 389 313 | 2 280 161 | 9 904 | 6 520 ⁽¹⁾ | 2 104 734 | 1 996 546 |
| 541 | MEAT MARKETS, FISH (SEAFOOD) MARKETS | 558 | 402 | 58 073 | 53 281 | (1) | (1) | (1) | (1) |
| 542 | FRUIT STORES, VEGETABLE MARKETS | 311 | 157 | 12 700 | 10 018 | 375 | 153 | 14 454 | 11 196 |
| 543 | CANDY, NUT, CONFECTIONERY STORES | 515 | 299 | 15 345 | 12 461 | 585 | 267 | 17 679 | 13 045 |
| 544 | OTHER FOOD STORES | 1 723 | 1 405 | 105 433 | 97 899 | 1 796 | 1 014 | 83 218 | 63 568 |
| | AUTOMOTIVE DEALERS | | | | | | | | |
| | TOTAL | 4 142 | 3 018 | 2 362 818 | 2 324 672 | 3 909 | 2 957 | 1 572 268 | 1 547 406 |
| | GASOLINE SERVICE STATIONS | | | | | | | | |
| | TOTAL | 9 509 | 7 899 | 850 621 | 800 035 | 9 455 | 7 493 | 704 759 | 651 453 |
| | APPAREL, ACCESSORY STORES | | | | | | | | |
| | TOTAL | 3 994 | 3 500 | 556 145 | 546 591 | 4 462 | 3 932 | 496 190 | 486 690 |
| 56 | MEN'S, BOYS' APPAREL STORES, CUSTOM TAILORS | 820 | 726 | 131 039 | 129 387 | 1 007 | 873 | 112 615 | 110 039 |
| 561,567 | WOMEN'S CLOTHING, SPECIALTY STORES | 1 450 | 1 310 | 248 343 | 246 077 | 1 519 | 1 391 | 215 321 | 213 499 |
| 562-3,568 | WOMEN'S READY-TO-WEAR STORES | 929 | 867 | 204 694 | 203 724 | ** | 1 000 | ** | 183 054 |
| 562 | WOMEN'S ACCESSORY, SPECIALTY STORES, FURRIERS | 521 | 443 | 43 649 | 42 353 | ** | 391 | ** | 30 445 |
| 563,568 | FAMILY CLOTHING STORES | 514 | 386 | 69 351 | 66 389 | ** | 459 | ** | 61 259 |
| 565 | SHOE STORES | 992 | 900 | 94 175 | 92 015 | 1 097 | 955 | 89 318 | 86 410 |
| 566 | OTHER APPAREL, ACCESSORY STORES | 218 | 178 | 13 237 | 12 723 | 304 | 254 | 16 293 | 15 483 |
| | FURNITURE, HOME FURNISHINGS, EQUIPMENT STORES | | | | | | | | |
| | TOTAL | 3 733 | 2 799 | 463 812 | 446 080 | 4 440 | 3 200 | 455 538 | 434 574 |
| 57 | FURNITURE, HOME FURNISHINGS STORES | 1 888 | 1 384 | 260 202 | 251 664 | 2 012 | 1 548 | 256 326 | 248 744 |
| 571 | HOUSEHOLD APPLIANCE, RADIO, TELEVISION, MUSIC STORES | 1 845 | 1 415 | 203 610 | 194 416 | 2 428 | 1 652 | 199 212 | 185 830 |
| | EATING, DRINKING PLACES | | | | | | | | |
| | TOTAL | 14 223 | 12 471 | 751 178 | 724 188 | 14 842 | 12 538 | 635 226 | 596 834 |
| 58 | EATING PLACES | 8 685 | 7 555 | 495 472 | 482 610 | 9 126 | 7 712 | 395 669 | 378 211 |
| 5812 | DRINKING PLACES (ALCOHOLIC BEVERAGES) | 5 538 | 4 916 | 255 706 | 241 578 | 5 716 | 4 826 | 239 557 | 218 623 |
| | DRUG STORES, PROPRIETARY STORES | | | | | | | | |
| | TOTAL | 2 397 | 2 271 | 422 683 | 418 297 | 2 472 | 2 318 | 355 009 | 350 629 |
| 59PT(591) | DRUG STORES | 2 174 | 2 090 | 391 198 | 388 320 | 2 267 | 2 151 | 339 049 | 335 503 |
| 591 | PROPRIETARY STORES | 223 | 181 | 31 485 | 29 977 | 205 | 167 | 15 960 | 15 126 |
| | OTHER RETAIL STORES | | | | | | | | |
| | TOTAL | 8 465 | 5 409 | 629 339 | 574 579 | 7 958 | 4 926 | 557 929 | 508 927 |
| 592 | LIQUOR STORES | 1 016 | 750 | 106 105 | 93 045 | 789 | 621 | 83 683 | 76 975 |
| 593 | ANTIQUA STORES, SECONOHANO STORES | 1 001 | 477 | 33 330 | 27 130 | 642 | 356 | 24 001 | 20 539 |
| 594 | BOOK, STATIONERY STORES | 275 | 195 | 24 711 | 23 511 | 269 | 195 | 25 621 | 24 299 |
| 595 | SPORTING GOODS STORES, BICYCLE SHOPS | 688 | 414 | 43 238 | 37 944 | 669 | 383 | 39 632 | 34 588 |
| 596 | FARM, GARDEN SUPPLY STORES, INCLUDING FEEO STORES | 754 | 572 | 135 417 | 131 521 | 689 | 489 | 96 057 | 91 501 |
| 597 | JEWELRY STORES | 750 | 516 | 61 439 | 57 687 | 867 | 571 | 63 714 | 59 788 |
| 598 | FUEL, ICE DEALERS | 762 | 530 | 91 864 | 87 862 | 959 | 635 | 107 619 | 102 053 |
| 599 | OTHER STORES | 3 219 | 1 955 | 133 235 | 115 879 | 3 074 | 1 676 | 117 602 | 99 184 |
| | NONSTORE RETAILERS* | | | | | | | | |
| | TOTAL | 4 608 | 792 | 243 282 | 176 764 | 3 439 | 659 | 157 717 | 119 541 |

Standard Notes: - Represents zero. (D) Withheld to avoid disclosure. (NA) Not available. (X) Not applicable.
 *Nonstore retailers, part of SIC major group 53, are shown separately in this table.
 **Data not provided because establishments with no payroll are classified only at the next broader kind-of-business level.
¹Comparable data not available because of change in kind-of-business definition.

TABLE 2. The State: 1963

| SIC code | Kind of business | Establishments | | Sales | | Payroll, entire year (\$1,000) | Payroll, workweek ended nearest Nov. 15 (dollars) | Paid employees, workweek ended nearest Nov. 15 (number) | Active proprietors of unincorporated businesses (number) |
|------------|--|----------------|-----------------------|-------------------------------------|---------------------------------------|--------------------------------|---|---|--|
| | | Total (number) | With payroll (number) | Total, all establishments (\$1,000) | Establishments with payroll (\$1,000) | | | | |
| | RETAIL TRADE, TOTAL | 69 758 | 51 568 | 10 855 344 | 10 430 898 | 1 110 212 | 22 400 519 | 340 031 | 68 548 |
| | LUMBER, BUILDING MATERIALS, HARWARE, FARM EQUIPMENT DEALERS | | | | | | | | |
| 52 | TOTAL | 4 529 | 3 411 | 608 344 | 583 156 | 68 071 | 1 318 603 | 15 159 | 4 456 |
| 521 | LUMBER YARDS | 718 | 692 | 230 298 | 229 548 | 26 685 | 508 673 | 5 161 | 517 |
| | BUILDING MATERIALS DEALERS | 473 | 351 | 64 138 | 61 208 | 8 195 | 162 577 | 1 748 | 408 |
| 522 | HEATING, PLUMBING EQUIPMENT DEALERS | 403 | 207 | 22 160 | 18 228 | 3 705 | 75 695 | 777 | 420 |
| 523 | PAINT, GLASS, WALLPAPER STORES | 466 | 350 | 29 218 | 27 274 | 4 310 | 88 207 | 970 | 367 |
| 524 | ELECTRICAL SUPPLY STORES | 58 | 32 | 3 250 | 2 842 | 645 | 13 720 | 113 | 58 |
| 5251 | HARWARE STORES | 1 705 | 1 253 | 143 477 | 132 341 | 15 092 | 296 385 | 4 238 | 1 931 |
| 5252 | FARM EQUIPMENT DEALERS | 706 | 526 | 115 803 | 111 715 | 9 439 | 173 346 | 2 152 | 755 |
| | GENERAL MERCHANOISE GROUP STORES* | | | | | | | | |
| 53 PART* | TOTAL | 1 954 | 1 724 | 1 386 258 | 1 382 716 | 169 111 | 3 591 136 | 60 907 | 1 332 |
| 531 | DEPARTMENT STORES | 225 | 225 | 1 090 123 | 1 090 123 | 128 418 | 2 798 096 | 43 705 | 3 |
| 533 | LIMITED PRICE VARIETY STORES | 947 | 861 | 187 144 | 185 776 | 28 643 | 550 892 | 12 988 | 577 |
| 539 | GENERAL MERCHANOISE STORES | 565 | 495 | 96 221 | 94 857 | 10 444 | 210 255 | 3 597 | 533 |
| | DRY GOODS STORES | 123 | 99 | 10 065 | 9 719 | 1 298 | 25 053 | 476 | 112 |
| | SEWING, NEEDLEWORK STORES | 94 | 44 | 2 705 | 2 241 | 308 | 6 840 | 141 | 107 |
| | FOOD STORES | | | | | | | | |
| 54 | TOTAL | 12 204 | 8 274 | 2 580 864 | 2 453 820 | 179 563 | 3 539 791 | 56 533 | 11 927 |
| 541 | GROCERY STORES, INCLUDING OELICATESSENS | 9 097 | 6 011 | 2 389 313 | 2 280 161 | 154 804 | 3 046 217 | 47 456 | 9 113 |
| 542 | MEAT MARKETS | 459 | 359 | 54 213 | 50 299 | 4 614 | 94 519 | 1 339 | 490 |
| | FISH (SEAFOOD) MARKETS | 99 | 43 | 3 860 | 2 982 | 221 | 5 079 | 96 | 106 |
| 543 | FRUIT STORES, VEGETABLE MARKETS | 311 | 157 | 12 700 | 10 018 | 806 | 17 027 | 343 | 351 |
| 544 | CANDY, NUT, CONFECTIONERY STORES | 515 | 299 | 15 345 | 12 461 | 1 697 | 33 390 | 887 | 438 |
| 545 | DAIRY PRODUCTS STORES | 421 | 307 | 24 669 | 21 251 | 2 182 | 41 644 | 920 | 319 |
| 546 | RETAIL BAKERIES | 1 084 | 986 | 68 223 | 66 297 | 13 658 | 270 156 | 5 025 | 884 |
| 5462 | RETAIL BAKERIES, MANUFACTURING | 638 | 582 | 32 935 | 31 807 | 8 434 | 172 178 | 3 250 | 725 |
| 5463 | RETAIL BAKERIES, NONMANUFACTURING | 446 | 404 | 35 288 | 34 490 | 5 224 | 97 978 | 1 775 | 159 |
| 549 | EGG AND POULTRY DEALERS | 102 | 54 | 4 672 | 3 662 | 278 | 5 163 | 136 | 111 |
| | OTHER | 116 | 58 | 7 869 | 6 689 | 1 303 | 26 596 | 331 | 115 |
| | AUTOMOTIVE DEALERS | | | | | | | | |
| 55 EX. 554 | TOTAL | 4 142 | 3 018 | 2 362 818 | 2 324 672 | 193 586 | 3 737 991 | 33 463 | 3 503 |
| 551 | PASSENGER CAR DEALERS, FRANCHISEO | 1 375 | 1 349 | 2 064 630 | 2 062 546 | 165 689 | 3 188 319 | 27 322 | 775 |
| | DOMESTIC CAR DEALERS | 1 197 | 1 171 | 1 781 672 | 1 779 588 | 141 165 | 2 707 570 | 23 396 | 694 |
| | IMPORTED CAR DEALERS | 66 | 66 | 46 039 | 46 039 | 5 754 | 108 599 | 1 005 | 26 |
| | DOMESTIC AND IMPORTED CAR DEALERS | 112 | 112 | 236 919 | 236 919 | 18 770 | 372 150 | 2 921 | 55 |
| 552 | PASSENGER CAR DEALERS, NONFRANCHISEO | 1 247 | 583 | 119 571 | 94 271 | 6 341 | 126 724 | 1 607 | 1 314 |
| 553 | TIRE, BATTERY, ACCESSORY DEALERS | 811 | 639 | 96 027 | 93 073 | 14 443 | 284 189 | 2 974 | 751 |
| | HOME AND AUTO SUPPLY STORES | 95 | 95 | 16 392 | 16 392 | 2 305 | 45 122 | 535 | 66 |
| 559 | MISCELLANEOUS AIRCRAFT, MARINE, AUTOMOTIVE DEALERS | 614 | 352 | 66 198 | 58 390 | 4 808 | 93 637 | 1 025 | 597 |
| | AIRCRAFT, BOAT, MOTORCYCLE DEALERS | 390 | 232 | 34 732 | 31 362 | 3 046 | 58 613 | 659 | 388 |
| | HOUSEHOLD TRAILER DEALERS | 148 | 98 | 27 657 | 24 147 | 1 499 | 30 488 | 309 | 124 |
| | OTHER AUTOMOTIVE DEALERS | 76 | 22 | 3 809 | 2 881 | 263 | 4 536 | 57 | 85 |
| | GASOLINE SERVICE STATIONS | | | | | | | | |
| 55PT(554) | TOTAL | 9 509 | 7 899 | 850 621 | 800 035 | 70 664 | 1 504 923 | 24 249 | 10 092 |
| | APPAREL, ACCESSORY STORES | | | | | | | | |
| 56 | TOTAL | 3 994 | 3 500 | 556 145 | 546 591 | 73 969 | 1 482 424 | 24 680 | 3 013 |
| 561, 567 | MEN'S, BOYS' APPAREL STORES, CUSTOM TAILORS | 820 | 726 | 131 039 | 129 387 | 18 764 | 379 372 | 5 234 | 687 |
| 561 | MEN'S, BOYS' CLOTHING AND FURNISHINGS STORES | 716 | 674 | 126 282 | 125 188 | 17 917 | 362 556 | 5 038 | 580 |
| 567 | CUSTOM TAILORS | 104 | 52 | 4 757 | 4 199 | 847 | 16 816 | 196 | 107 |
| 562-3, 568 | WOMEN'S CLOTHING, SPECIALTY STORES | 1 450 | 1 310 | 248 343 | 246 077 | 32 908 | 664 743 | 12 003 | 971 |
| 562 | WOMEN'S READY-TO-WEAR STORES | 929 | 867 | 204 694 | 203 724 | 27 500 | 552 873 | 9 939 | 607 |
| 563, 568 | WOMEN'S ACCESSORY, SPECIALTY STORES, FURRIERS | 521 | 443 | 43 649 | 42 353 | 5 408 | 111 870 | 2 064 | 364 |
| 563 | MILLINERY STORES | 130 | 104 | 4 677 | 4 341 | 769 | 15 292 | 312 | 81 |
| | CORSET, LINGERIE STORES | 46 | 28 | 2 097 | 1 895 | 303 | 6 643 | 100 | 45 |
| | HOSIERY STORES | 19 | 15 | 1 509 | 1 207 | 164 | 3 437 | 44 | 9 |
| | APPAREL, ACCESSORY, OTHER SPECIALTY STORES | 249 | 241 | 25 502 | 25 372 | 2 801 | 56 202 | 1 265 | 161 |
| 568 | FURRIERS, FUR SHOPS | 77 | 55 | 9 864 | 9 538 | 1 371 | 30 296 | 343 | 68 |
| 565 | FAMILY CLOTHING STORES | 514 | 386 | 69 351 | 66 389 | 8 467 | 174 372 | 3 245 | 496 |
| 566 | SHOE STORES | 992 | 900 | 94 175 | 92 015 | 12 454 | 235 207 | 3 614 | 640 |
| | MEN'S SHOE STORES | 92 | 92 | 7 511 | 7 497 | 1 035 | 18 519 | 240 | 17 |
| | WOMEN'S SHOE STORES | 128 | 128 | 19 076 | 19 076 | 2 790 | 54 468 | 793 | 39 |
| | CHILDREN'S, JUVENILES' SHOE STORES | 37 | 35 | 2 531 | 2 473 | 282 | 5 549 | 73 | 36 |
| | FAMILY SHOE STORES | 735 | 645 | 65 057 | 62 969 | 8 347 | 156 671 | 2 508 | 548 |
| 564 | CHILDREN'S, INFANTS' WEAR STORES | 186 | 160 | 12 398 | 11 998 | 1 297 | 26 889 | 556 | 189 |
| 569 | MISCELLANEOUS APPAREL, ACCESSORY STORES | 32 | 18 | 839 | 725 | 79 | 1 841 | 28 | 30 |

Standard Notes: - Represents zero. (D) Withheld to avoid disclosure. (NA) Not available. (X) Not applicable.
 *Nonstore retailers, part of SIC major group 53, are shown separately in this table.

TABLE 2. The State: 1963-Continued

| SIC code | Kind of business | Establishments | | Sales | | Payroll, entire year (\$1,000) | Payroll, workweek ended nearest Nov. 15 (dollars) | Paid employees, workweek ended nearest Nov. 15 (number) | Active proprietors of unincorporated businesses (number) |
|---|---|----------------|--------------|---------------------------|-----------------------------|--------------------------------|---|---|--|
| | | Total | With payroll | Total, all establishments | Establishments with payroll | | | | |
| | | (number) | (number) | (\$1,000) | (\$1,000) | | | | |
| FURNITURE, HOME FURNISHINGS, EQUIPMENT STORES | | | | | | | | | |
| 57 | TOTAL | 3 733 | 2 799 | 463 812 | 446 080 | 59 031 | 1 175 786 | 13 120 | 3 184 |
| 571 | FURNITURE, HOME FURNISHINGS STORES | 1 888 | 1 384 | 260 202 | 251 664 | 35 774 | 700 003 | 7 524 | 1 647 |
| 5712 | FURNITURE STORES | 1 129 | 847 | 189 479 | 183 973 | 25 402 | 486 337 | 5 253 | 960 |
| 5713 | FLOOR COVERING STORES | 350 | 302 | 48 541 | 47 471 | 6 980 | 143 827 | 1 276 | 292 |
| 5714 | DRAPERY, CURTAIN, UPHOLSTERY STORES | 271 | 155 | 12 769 | 11 533 | 2 125 | 42 733 | 610 | 266 |
| 5715 | CHINA, GLASSWARE, METALWARE STORES | 52 | 28 | 3 435 | 3 177 | 457 | 10 150 | 170 | 51 |
| 5719 | HISCELLANEOUS HOME FURNISHINGS STORES | 86 | 52 | 5 978 | 5 510 | 810 | 16 956 | 215 | 78 |
| 572 | HOUSEHOLD APPLIANCE STORES | 954 | 746 | 124 140 | 118 892 | 13 359 | 269 421 | 3 001 | 680 |
| 5732 | RAADIO, TELEVISION STORES | 467 | 409 | 44 426 | 43 284 | 5 166 | 104 362 | 1 274 | 467 |
| 5733 | MUSIC STORES | 424 | 260 | 35 044 | 32 240 | 4 732 | 102 000 | 1 321 | 390 |
| | RECORD SHOPS | 145 | 73 | 4 679 | 3 561 | 394 | 8 768 | 152 | 152 |
| | MUSICAL INSTRUMENT STORES | 279 | 187 | 30 365 | 28 679 | 4 338 | 93 232 | 1 169 | 238 |
| EATING, DRINKING PLACES | | | | | | | | | |
| 58 | TOTAL | 14 223 | 12 471 | 751 178 | 724 188 | 159 021 | 3 334 560 | 71 105 | 15 836 |
| 5812 | EATING PLACES | 8 685 | 7 555 | 495 472 | 482 610 | 120 238 | 2 499 140 | 54 927 | 9 200 |
| | RESTAURANTS, LUNCHROOMS | 6 368 | 5 620 | 375 928 | 368 034 | 92 935 | 1 936 364 | 42 402 | 6 845 |
| | CAFETERIAS | 198 | 194 | 28 300 | 28 212 | 8 704 | 174 246 | 2 990 | 132 |
| | REFRESHMENT PLACES | 1 781 | 1 477 | 66 897 | 63 063 | 12 473 | 269 176 | 7 146 | 1 911 |
| | CATERERS | 338 | 264 | 24 347 | 23 301 | 6 126 | 119 354 | 2 389 | 312 |
| 5813 | DRINKING PLACES (ALCOHOLIC BEVERAGES) | 5 538 | 4 916 | 255 706 | 241 578 | 38 783 | 835 420 | 16 178 | 6 636 |
| DRUG STORES, PROPRIETARY STORES | | | | | | | | | |
| 59PT(591) | TOTAL | 2 397 | 2 271 | 422 683 | 418 297 | 46 616 | 921 086 | 15 739 | 2 213 |
| 591 | DRUG STORES | 2 174 | 2 090 | 391 198 | 388 320 | 44 443 | 875 349 | 14 868 | 2 021 |
| | PROPRIETARY STORES | 223 | 181 | 31 485 | 29 977 | 2 173 | 45 737 | 871 | 192 |
| OTHER RETAIL STORES | | | | | | | | | |
| S9 Ex.591 | TOTAL | 8 465 | 5 409 | 629 339 | 574 579 | 65 996 | 1 296 401 | 19 105 | 8 561 |
| 592 | LIQUOR STORES | 1 016 | 750 | 106 105 | 93 045 | 4 460 | 88 761 | 1 869 | 1 244 |
| 593 | ANTIQUA STORES, SECONOHANO STORES | 1 001 | 477 | 33 330 | 27 130 | 4 385 | 86 426 | 1 421 | 991 |
| 5932 | ANTIQUA STORES | 185 | 15 | 2 174 | 556 | 101 | 1 911 | 27 | 197 |
| 5933 | SECONOHANO STORES | 816 | 462 | 31 156 | 26 574 | 4 284 | 84 515 | 1 394 | 794 |
| 594 | BOOK, STATIONERY STORES | 275 | 195 | 24 711 | 23 511 | 3 430 | 69 023 | 1 014 | 257 |
| 5942 | BOOK STORES | 119 | 77 | 11 230 | 10 420 | 1 356 | 25 360 | 433 | 117 |
| 5943 | STATIONERY STORES | 156 | 118 | 13 481 | 13 091 | 2 074 | 43 663 | 581 | 140 |
| 595 | SPORTING GOODS STORES, BICYCLE SHOPS | 688 | 414 | 43 238 | 37 944 | 4 302 | 87 759 | 1 240 | 720 |
| 5952 | SPORTING GOODS STORES | 578 | 342 | 37 807 | 33 439 | 3 812 | 78 633 | 1 096 | 602 |
| 5953 | BICYCLE SHOPS | 110 | 72 | 5 431 | 4 505 | 490 | 9 126 | 144 | 118 |
| 5962 | HAY, GRAIN, FEED STORES | 368 | 294 | 80 526 | 78 252 | 5 370 | 101 775 | 1 367 | 310 |
| 5969 | OTHER FARM SUPPLY STORES | 210 | 132 | 32 134 | 30 978 | 2 530 | 49 036 | 653 | 155 |
| | GARDEN SUPPLY STORES | 176 | 146 | 22 757 | 22 291 | 2 520 | 45 359 | 827 | 180 |
| 597 | JEWELRY STORES | 750 | 516 | 61 439 | 57 687 | 8 639 | 166 605 | 2 443 | 709 |
| 598 | FUEL, ICE DEALERS | 762 | 530 | 91 864 | 87 862 | 11 851 | 236 896 | 2 514 | 662 |
| 5982 | COAL AND WOOD DEALERS | 238 | 202 | 28 481 | 27 711 | 3 398 | 71 115 | 863 | 218 |
| | ICE DEALERS | 24 | 8 | 632 | 462 | 155 | 2 830 | 30 | 21 |
| 5983 | FUEL OIL DEALERS | 260 | 172 | 43 613 | 41 841 | 5 015 | 98 219 | 952 | 242 |
| 5984 | BOTTLE GAS DEALERS | 240 | 148 | 19 138 | 17 848 | 3 283 | 64 732 | 669 | 181 |
| S992 | FLORISTS | 763 | 505 | 33 210 | 29 286 | 5 482 | 105 407 | 1 678 | 867 |
| S993 | CIGAR STORES, STANOS | 145 | 77 | 6 625 | 4 933 | 491 | 9 707 | 206 | 135 |
| S994 | NEWS DEALERS, NEWSSTANOS | 125 | 67 | 5 973 | 5 081 | 461 | 10 370 | 245 | 132 |
| S996 | CAMERA, PHOTOGRAPHIC SUPPLY STORES | 115 | 101 | 14 655 | 14 261 | 1 808 | 34 603 | 443 | 99 |
| S997 | GIFT, NOVELTY, SOUVENIR SHOPS | 483 | 287 | 13 093 | 11 133 | 1 435 | 33 266 | 691 | 522 |
| S998 | OPTICAL GOODS STORES | 492 | 426 | 18 787 | 17 467 | 3 515 | 68 078 | 894 | 474 |
| S999 | TYPEWRITER STORES | 38 | 30 | 3 578 | 3 502 | 661 | 12 027 | 141 | 29 |
| | LUGGAGE, LEATHER GOODS STORES | 42 | 28 | 2 878 | 2 762 | 421 | 8 544 | 157 | 38 |
| | HOBBY, TOY, GAME SHOPS | 141 | 95 | 6 578 | 5 934 | 674 | 14 310 | 287 | 142 |
| | RELIGIOUS GOODS STORES | 43 | 33 | 3 287 | 3 137 | 425 | 8 112 | 149 | 40 |
| | PET SHOPS | 86 | 36 | 2 025 | 1 341 | 199 | 4 565 | 81 | 93 |
| | OTHER | 746 | 270 | 22 546 | 17 042 | 2 937 | 55 772 | 785 | 762 |
| NONSTORE RETAILERS* | | | | | | | | | |
| 53 PART* | TOTAL | 4 608 | 792 | 243 282 | 176 764 | 24 584 | 497 818 | 5 971 | 4 431 |
| S32 | MAIL-ORDER HOUSES | 126 | 94 | 35 309 | 35 013 | 2 962 | 63 694 | 1 002 | 56 |
| S34 | MERCHANOISE VENOING MACHINE OPERATORS | 454 | 214 | 85 715 | 80 433 | 11 086 | 225 255 | 2 291 | 397 |
| 535 | DIRECT SELLING (HOUSE-TO-HOUSE) ORGANIZATIONS | 4 028 | 484 | 122 258 | 61 318 | 10 536 | 208 869 | 2 678 | 3 978 |

Standard Notes: - Represents zero. (D) Withheld to avoid disclosure. (NA) Not available. (X) Not applicable.
 *Nonstore retailers, part of SIC major group 53, are shown separately in this table.

TABLE 3. Counties; Cities of 2,500

| Line number | County and city | Total | | | | | | | Kind-of-business group | | | | |
|-------------|--|----------------|--------------|---------------------------|-----------------------------|----------------------|---|--|---|--|--------|------------------------------------|---------|
| | | Establishments | | Sales | | Payroll, entire year | Payroll, workweek ended nearest Nov. 15 | Paid employees, workweek ended nearest Nov. 15 | Active proprietors of unincorporated businesses | Lumber, building matls., hardware, farm equip. dealers | | General merchandise group stores * | |
| | | Total | With payroll | Total, all establishments | Establishments with payroll | | | | | Establishments | Sales | Establishments | Sales |
| (number) | (number) | (\$1,000) | (\$1,000) | (\$1,000) | (dollars) | (number) | (number) | (\$1,000) | (number) | (\$1,000) | | | |
| 1 | TUSCOLA COUNTY | 497 | 343 | 47 642 | 43 966 | 3 632 | 72 464 | 1 235 | 516 | 67 | 9 155 | 18 | 1 827 |
| 2 | CARO | 114 | 90 | 12 938 | 12 490 | 1 178 | 23 005 | 416 | 110 | 16 | 1 687 | 5 | 603 |
| 3 | VASSAR | 58 | 44 | 4 433 | 4 131 | 366 | 7 573 | 133 | 62 | 2 | (0) | 2 | (0) |
| 4 | REMAINDER OF COUNTY | 325 | 209 | 30 271 | 27 345 | 2 088 | 41 886 | 686 | 344 | 49 | (0) | 11 | (0) |
| 5 | VAN BUREN COUNTY | 553 | 405 | 56 295 | 53 687 | 4 994 | 95 076 | 1 636 | 596 | 56 | 4 716 | 14 | 1 567 |
| 6 | PAW PAW | 80 | 60 | 11 288 | 10 986 | 1 039 | 18 882 | 290 | 86 | 4 | 803 | 2 | (0) |
| 7 | SOUTH HAVEN | 127 | 85 | 16 239 | 15 389 | 1 640 | 30 766 | 496 | 119 | 6 | 618 | 4 | 95. |
| 8 | REMAINOER OF COUNTY | 346 | 260 | 28 768 | 27 312 | 2 315 | 45 428 | 850 | 391 | 46 | 3 295 | 8 | (0) |
| 9 | WASHTENAW COUNTY | 1 325 | 1 067 | 264 792 | 257 260 | 28 874 | 590 883 | 8 764 | 1 226 | 75 | 16 399 | 36 | 23 367 |
| 10 | ANN ARBOR | 596 | 498 | 146 367 | 144 065 | 17 220 | 348 347 | 5 178 | 519 | 18 | 8 283 | 15 | 18 455 |
| 11 | CHELSEA | 52 | 40 | 6 432 | 5 988 | 538 | 10 764 | 157 | 49 | 4 | 778 | 2 | (0) |
| 12 | MILAN (PART) ² | 56 | 40 | 7 825 | 7 277 | 642 | 12 558 | 204 | 60 | 8 | 1 084 | 1 | (0) |
| 13 | YPSILANTI | 283 | 229 | 55 887 | 53 369 | 6 070 | 126 985 | 1 848 | 261 | 13 | 1 276 | 8 | 3 792 |
| 14 | REMAINOER OF COUNTY | 338 | 260 | 48 281 | 46 561 | 4 404 | 92 229 | 1 377 | 337 | 32 | 4 978 | 10 | 819 |
| 15 | WAYNE COUNTY | 21 236 | 15 604 | 3 751 254 | 3 615 582 | 395 783 | 8 008 342 | 116 755 | 20 610 | 819 | 95 308 | 408 | 585 436 |
| 16 | ALLEN PARK | 184 | 150 | 37 867 | 36 745 | 3 257 | 65 606 | 1 102 | 183 | 7 | 1 560 | 6 | 5 855 |
| 17 | OEARBORN | 968 | 748 | 225 825 | 221 067 | 23 861 | 473 022 | 6 897 | 870 | 40 | 7 497 | 14 | 35 742 |
| 18 | DEARBORN HEIGHTS | 225 | 185 | 44 956 | 44 250 | 3 835 | 75 699 | 1 219 | 222 | 11 | 2 087 | 8 | 3 630 |
| 19 | OETROIT | 14 206 | 10 292 | 2 303 323 | 2 209 557 | 249 933 | 4 999 914 | 72 149 | 14 098 | 496 | 51 122 | 247 | 310 089 |
| 20 | ECORSE | 153 | 111 | 24 522 | 23 946 | 2 631 | 53 321 | 628 | 160 | 5 | 170 | 2 | (0) |
| 21 | FLAT ROCK | 69 | 53 | 8 387 | 8 067 | 748 | 13 201 | 238 | 66 | 7 | 620 | 4 | 613 |
| 22 | GARDEN CITY | 180 | 122 | 47 292 | 46 204 | 4 169 | 78 525 | 1 142 | 158 | 9 | 840 | 3 | (0) |
| 23 | GROSSE POINTE | 102 | 78 | 27 751 | 27 381 | 3 159 | 68 601 | 984 | 76 | 3 | 532 | 2 | (0) |
| 24 | GROSSE POINTE FARMS | 70 | 64 | 22 253 | 22 087 | 2 473 | 49 853 | 583 | 54 | - | (0) | 4 | (0) |
| 25 | GROSSE POINTE PARK | 85 | 61 | 14 895 | 14 457 | 1 729 | 31 174 | 372 | 90 | 2 | (0) | 1 | (0) |
| 26 | GROSSE POINTE WOODS | 111 | 99 | 21 397 | 21 049 | 2 294 | 46 859 | 726 | 89 | 7 | 491 | 3 | (0) |
| 27 | HARTRAMCK | 442 | 326 | 52 337 | 49 919 | 5 385 | 105 545 | 1 638 | 428 | 16 | 1 358 | 13 | 4 205 |
| 28 | HARPER WOODS | 161 | 109 | 89 490 | 88 004 | 10 259 | 217 512 | 3 264 | 135 | 5 | 371 | 4 | 53 411 |
| 29 | HIGHLAND PARK | 346 | 268 | 79 958 | 78 280 | 6 365 | 172 724 | 2 428 | 297 | 8 | 705 | 9 | 24 959 |
| 30 | INKSTER | 177 | 133 | 27 769 | 26 235 | 2 670 | 57 222 | 907 | 170 | 4 | 644 | 6 | 4 309 |
| 31 | LINCOLN PARK | 375 | 309 | 112 030 | 110 654 | 11 906 | 246 745 | 3 532 | 321 | 18 | 3 207 | 9 | 39 465 |
| 32 | LIVONIA | 479 | 363 | 113 407 | 110 653 | 12 333 | 259 611 | 4 041 | 394 | 25 | 4 343 | 12 | 32 502 |
| 33 | MELVINDALE | 82 | 64 | 7 619 | 6 951 | 808 | 17 138 | 277 | 85 | 3 | 308 | - | - |
| 34 | NORTHVILLE (PART) ⁴ | 77 | 61 | 11 922 | 11 500 | 1 144 | 23 764 | 365 | 77 | 7 | 445 | 4 | (0) |
| 35 | PLYMOUTH | 161 | 135 | 37 003 | 35 817 | 3 256 | 63 812 | 845 | 143 | 18 | 1 341 | 5 | 1 040 |
| 36 | RIVER ROUGE | 142 | 110 | 15 298 | 14 586 | 1 463 | 28 430 | 466 | 147 | 6 | 598 | 2 | (0) |
| 37 | RIVERVIEW | 39 | 29 | 3 978 | 3 674 | 320 | 6 085 | 111 | 41 | 2 | (0) | - | - |
| 38 | SOUTHGATE | 177 | 141 | 53 924 | 53 292 | 6 044 | 129 076 | 2 291 | 144 | 3 | 213 | 8 | 24 941 |
| 39 | TRENTON | 134 | 106 | 20 006 | 19 232 | 2 077 | 44 871 | 670 | 127 | 5 | 1 440 | 10 | 1 331 |
| 40 | WAYNE | 290 | 218 | 57 818 | 56 088 | 5 280 | 101 489 | 1 335 | 266 | 17 | 2 044 | 7 | 1 895 |
| 41 | WYANOOTTE | 364 | 278 | 60 466 | 58 098 | 5 825 | 115 885 | 1 624 | 370 | 11 | 758 | 6 | 4 422 |
| 42 | REMAINOER OF COUNTY | 1 437 | 991 | 229 761 | 217 789 | 22 559 | 462 658 | 6 921 | 1 399 | 84 | 12 332 | 19 | 20 208 |
| 43 | WEXFORD COUNTY | 280 | 204 | 31 152 | 29 360 | 2 996 | 57 998 | 967 | 289 | 26 | 3 711 | 11 | 2 710 |
| 44 | CAOILLAC | 180 | 146 | 26 328 | 25 494 | 2 648 | 51 668 | 817 | 174 | 17 | 3 061 | 7 | 2 608 |
| 45 | REMAINDER OF COUNTY | 100 | 58 | 4 824 | 3 866 | 348 | 6 330 | 150 | 115 | 9 | 650 | 4 | 102 |

Standard Notes: - Represents zero. (D) Withheld to avoid disclosure. (NA) Not available. (X) Not applicable.

*Nonstore retailers, part of SIC major group 53, are shown separately in this table.

²Milan is in Monroe and Washtenaw Counties.

⁴Northville is in Oakland and Wayne Counties.

Inhabitants or More: 1963—Continued

| Kind-of-business group - continued | | | | | | | | | | | | | | | | | | Line number |
|--------------------------------------|--------------------|-----------------------------------|--------------------|--------------------------------------|--------------------|--------------------------------------|--------------------|---|--------------------|--------------------------------------|--------------------|-----------------------------------|--------------------|--------------------------------------|--------------------|--------------------------------------|--------------------|-------------|
| Food stores | | Automotive dealers | | Gasoline service stations | | Apparel, accessory stores | | Furniture, home furnishings, equipment stores | | Eating, drinking places | | Drug stores, proprietary stores | | Other retail stores | | Nonstore retailers | | |
| Estab- lish- ments (number) | Sales (\$1,000) | Estab- lish- ments (No.) | Sales (\$1,000) | Estab- lish- ments (number) | Sales (\$1,000) | Estab- lish- ments (number) | Sales (\$1,000) | Estab- lish- ments (number) | Sales (\$1,000) | Estab- lish- ments (number) | Sales (\$1,000) | Estab- lish- ments (No.) | Sales (\$1,000) | Estab- lish- ments (number) | Sales (\$1,000) | Estab- lish- ments (number) | Sales (\$1,000) | |
| 107 | 12 878 | 40 | 10 448 | 60 | 4 517 | 20 | 1 504 | 27 | 1 244 | 79 | 2 115 | 16 | 1 321 | 37 | 2 351 | 26 | 282 | 1 |
| 17 | 3 347 | 8 | 3 246 | 8 | 381 | 13 | 1 166 | 8 | 707 | 16 | 556 | 4 | 526 | 11 | 693 | 8 | 26 | 2 |
| 12 | 1 512 | 9 | 798 | 6 | 561 | 3 | 236 | 5 | 147 | 13 | 354 | 3 | (0) | 3 | 54 | - | (0) | 3 |
| 78 | 8 019 | 23 | 6 404 | 46 | 3 575 | 4 | 102 | 14 | 390 | 50 | 1 205 | 9 | (0) | 23 | 1 604 | 18 | (0) | 4 |
| 94 | 17 297 | 37 | 12 466 | 82 | 5 557 | 29 | 1 849 | 29 | 1 889 | 113 | 3 545 | 14 | 2 009 | 73 | 5 079 | 12 | 321 | 5 |
| 8 | 2 865 | 8 | 3 858 | 12 | 979 | 6 | 485 | 3 | 209 | 21 | 608 | 2 | (0) | 11 | 780 | 3 | 111 | 6 |
| 25 | 5 093 | 8 | 4 330 | 18 | 1 508 | 15 | 813 | 9 | 682 | 22 | 741 | 2 | (0) | 17 | 776 | 1 | (0) | 7 |
| 61 | 9 339 | 21 | 4 278 | 52 | 3 070 | 8 | 551 | 17 | 998 | 70 | 2 196 | 10 | 1 039 | 45 | 3 523 | 8 | (0) | 8 |
| 173 | 60 501 | 98 | 56 720 | 178 | 19 107 | 124 | 20 491 | 98 | 15 810 | 230 | 18 343 | 52 | 10 733 | 202 | 19 739 | 59 | 3 582 | 9 |
| 56 | 30 358 | 36 | 24 736 | 64 | 8 141 | 88 | 17 126 | 60 | 9 020 | 100 | 9 393 | 28 | 7 077 | 104 | 13 017 | 27 | 761 | 10 |
| 3 | 710 | 9 | 1 903 | 9 | 955 | 6 | 410 | 2 | (0) | 10 | 396 | 1 | (0) | 6 | 289 | - | - | 11 |
| 10 | 3 905 | 6 | 323 | 6 | 554 | 3 | 297 | 3 | (0) | 7 | 282 | 3 | (0) | 5 | 630 | 4 | 166 | 12 |
| 44 | 12 654 | 26 | 16 494 | 45 | 4 498 | 20 | 2 359 | 20 | 4 169 | 55 | 4 885 | 11 | 1 912 | 36 | 2 705 | 5 | 1 143 | 13 |
| 60 | 12 874 | 21 | 13 264 | 54 | 4 959 | 7 | 299 | 13 | 1 995 | 58 | 3 387 | 9 | 1 096 | 51 | 3 098 | 23 | 1 512 | 14 |
| 4 356 | 857 958 | 827 | 856 267 | 2 518 | 256 884 | 1 266 | 208 597 | 1 001 | 152 783 | 5 072 | 294 704 | 842 | 164 943 | 2 474 | 193 734 | 1 653 | 84 640 | 15 |
| 42 | 19 165 | 2 | (0) | 30 | 3 029 | 8 | 905 | 10 | 1 404 | 28 | 1 802 | 11 | 2 103 | 22 | 1 266 | 18 | (0) | 16 |
| 158 | 44 767 | 32 | 52 722 | 119 | 16 104 | 80 | 14 748 | 76 | 15 483 | 209 | 14 905 | 32 | 8 862 | 131 | 12 088 | 77 | 2 907 | 17 |
| 51 | 23 988 | 7 | 2 885 | 43 | 5 054 | 4 | (0) | 1 | (0) | 42 | 2 353 | 12 | 3 131 | 23 | 689 | 23 | 713 | 18 |
| 3 080 | 502 794 | 518 | 579 847 | 1 546 | 150 326 | 802 | 120 383 | 613 | 88 506 | 3 666 | 202 351 | 589 | 104 210 | 1 616 | 131 207 | 1 033 | 62 488 | 19 |
| 32 | 4 838 | 6 | (0) | 15 | 1 466 | 5 | 277 | 4 | (0) | 49 | 2 596 | 5 | 825 | 19 | 1 107 | 11 | 76 | 20 |
| 11 | 2 692 | 4 | (0) | 10 | 970 | 2 | (0) | - | - | 26 | 980 | 1 | (0) | 4 | 40 | - | - | 21 |
| 37 | 10 296 | 13 | 20 188 | 24 | 2 763 | 4 | 1 147 | 6 | (0) | 37 | 2 313 | 9 | 2 051 | 12 | 510 | 26 | 425 | 22 |
| 15 | 8 478 | 5 | 2 932 | 14 | 1 860 | 20 | 8 762 | 4 | 632 | 9 | 709 | 7 | 1 705 | 17 | 1 092 | 6 | (0) | 23 |
| 12 | 5 949 | 1 | (0) | 4 | 700 | 8 | 3 117 | 8 | 1 034 | 7 | 232 | 4 | 815 | 20 | 1 719 | 2 | (0) | 24 |
| 12 | 1 291 | 6 | 8 876 | 7 | 816 | 4 | 323 | 8 | 231 | 25 | 1 691 | 2 | (0) | 15 | 754 | 3 | 56 | 25 |
| 16 | 7 032 | 3 | (0) | 11 | 1 630 | 9 | 494 | 11 | 1 239 | 17 | 1 757 | 6 | 1 935 | 24 | 1 730 | 4 | 115 | 26 |
| 101 | 10 274 | 7 | 15 280 | 29 | 2 437 | 54 | 4 490 | 22 | 2 944 | 113 | 4 861 | 13 | 2 467 | 55 | 3 638 | 19 | 383 | 27 |
| 33 | 12 471 | 2 | (0) | 11 | 1 658 | 26 | 13 121 | 9 | 2 086 | 21 | 2 500 | 4 | 1 360 | 22 | 1 774 | 24 | (0) | 28 |
| 82 | 17 068 | 13 | 11 791 | 33 | 3 353 | 33 | 4 162 | 18 | 3 143 | 70 | 3 697 | 16 | 2 996 | 56 | 5 356 | 8 | 2 728 | 29 |
| 43 | 10 626 | 7 | 642 | 37 | 3 925 | 11 | 1 175 | 5 | 1 005 | 31 | 1 864 | 5 | 1 143 | 16 | 2 230 | 12 | 206 | 30 |
| 61 | 18 832 | 19 | 17 575 | 50 | 5 720 | 35 | 8 341 | 30 | 6 481 | 66 | 4 960 | 12 | 3 099 | 46 | 3 932 | 29 | 418 | 31 |
| 80 | 27 249 | 15 | 8 698 | 70 | 7 238 | 28 | 9 151 | 43 | 6 065 | 81 | 7 220 | 19 | 4 578 | 54 | 3 600 | 52 | 2 763 | 32 |
| 15 | 2 634 | 1 | (0) | 22 | 2 211 | - | - | 4 | 109 | 24 | 1 584 | 1 | (0) | 9 | 314 | 3 | (0) | 33 |
| 12 | 3 126 | 5 | 3 524 | 13 | 1 130 | 6 | 543 | 4 | 250 | 13 | 806 | 2 | (0) | 11 | 1 238 | - | (0) | 34 |
| 21 | 8 247 | 17 | 16 552 | 22 | 2 125 | 14 | 2 399 | 10 | 812 | 22 | 1 199 | 9 | 1 664 | 14 | 805 | 9 | 819 | 35 |
| 40 | 4 728 | 5 | (0) | 10 | 820 | 9 | 532 | 2 | (0) | 43 | 1 267 | 6 | 892 | 19 | 1 055 | - | - | 36 |
| 7 | 1 699 | 2 | (0) | 10 | 918 | - | - | 1 | (0) | 5 | 244 | 2 | (0) | 8 | 305 | 2 | (0) | 37 |
| 27 | 8 958 | 9 | 5 451 | 29 | 2 880 | 16 | 3 386 | 11 | 2 011 | 30 | 2 338 | 7 | 2 254 | 21 | 1 254 | 16 | 238 | 38 |
| 24 | 4 273 | 5 | 5 166 | 19 | 1 938 | 5 | (0) | 9 | 574 | 34 | 2 507 | 6 | 1 207 | 15 | 1 142 | 2 | (0) | 39 |
| 40 | 10 435 | 27 | 25 467 | 47 | 5 551 | 13 | 972 | 14 | 1 951 | 56 | 3 350 | 9 | 2 590 | 31 | 2 714 | 29 | 849 | 40 |
| 87 | 14 169 | 29 | 22 276 | 38 | 3 372 | 22 | 2 048 | 25 | 4 169 | 80 | 3 874 | 9 | 2 693 | 44 | 2 431 | 13 | 254 | 41 |
| 217 | 71 879 | 67 | 33 967 | 255 | 26 890 | 48 | 7 198 | 53 | 9 225 | 268 | 20 744 | 44 | 10 115 | 150 | 9 744 | 232 | 7 459 | 42 |
| 48 | 7 804 | 21 | 5 256 | 39 | 2 663 | 18 | 1 445 | 13 | 2 432 | 49 | 2 228 | 7 | 1 052 | 34 | 1 302 | 14 | 549 | 43 |
| 28 | 5 901 | 14 | 5 134 | 23 | 1 725 | 16 | (0) | 12 | (0) | 27 | 1 561 | 5 | (0) | 23 | 1 129 | 8 | 495 | 44 |
| 20 | 1 903 | 7 | 122 | 16 | 938 | 2 | (0) | 1 | (0) | 22 | 667 | 2 | (0) | 11 | 173 | 6 | 54 | 45 |

TABLE 4. Standard Metropolitan Statistical Areas: 1963

| SIC code | Standard metropolitan statistical area and kind of business | Establishments | | Sales | | Payroll, entire year (\$1,000) | Payroll, workweek ended nearest Nov. 15 (dollars) | Paid employees, workweek ended nearest Nov. 15 (number) | Active proprietors of unincorporated businesses (number) |
|-----------------------|--|--|-----------------------|-------------------------------------|---------------------------------------|--------------------------------|---|---|--|
| | | Total (number) | With payroll (number) | Total, all establishments (\$1,000) | Establishments with payroll (\$1,000) | | | | |
| <u>ANN ARBOR SMSA</u> | | Coextensive with Washtenaw County, Mich. | | | | | | | |
| | RETAIL TRADE, TOTAL | 1 325 | 1 067 | 264 792 | 257 260 | 28 874 | 590 883 | 8 764 | 1 226 |
| | LUMBER, BUILDING MATERIALS, HARDWARE, FARM EQUIPMENT DEALERS | | | | | | | | |
| | TOTAL | 75 | 63 | 16 399 | 16 121 | 2 082 | 37 949 | 352 | 68 |
| 52 | LUMBER YARDS | 11 | 9 | 8 053 | 8 045 | 1 004 | 17 307 | 131 | 5 |
| | BUILDING MATERIALS DEALERS | 8 | 8 | 1 771 | 1 771 | 260 | 4 230 | 39 | 7 |
| 522 | HEATING, PLUMBING EQUIPMENT DEALERS | 10 | 2 | 275 | (0) | (0) | (0) | (0) | (0) |
| 523 | PAINT, GLASS, WALLPAPER STORES | 9 | 9 | 1 028 | 1 028 | 230 | 5 090 | 41 | 4 |
| 524 | ELECTRICAL SUPPLY STORES | - | - | - | - | - | - | - | - |
| 5251 | HARDWARE STORES | 27 | 25 | 2 701 | (0) | (0) | (0) | (0) | (0) |
| 5252 | FARM EQUIPMENT DEALERS | 10 | 10 | 2 571 | 2 571 | 256 | 5 021 | 51 | 10 |
| | GENERAL MERCHANDISE GROUP STORES* | | | | | | | | |
| | TOTAL | 36 | 34 | 23 367 | 23 319 | 2 775 | 61 553 | 1 166 | 21 |
| 53 PART* | DEPARTMENT STORES | 5 | 5 | 17 192 | 17 192 | 1 887 | 38 155 | 638 | - |
| 533 | LIMITED PRICE VARIETY STORES | 19 | 17 | 4 545 | 4 497 | 682 | 19 766 | 429 | 11 |
| 539 | GENERAL MERCHANDISE STORES | 8 | 8 | 992 | 992 | 129 | 2 118 | 59 | 6 |
| | DRY GOODS STORES | 2 | 2 | (0) | (0) | (0) | (0) | (0) | (0) |
| | SEWING, NEEDLEWORK STORES | 2 | 2 | (0) | (0) | (0) | (0) | (0) | (0) |
| | FOOD STORES | | | | | | | | |
| | TOTAL | 173 | 127 | 60 501 | 58 141 | 4 323 | 86 787 | 1 289 | 160 |
| 541 | GROCERY STORES, INCLUDING DELICATESSENS | 143 | 97 | 57 224 | 54 892 | 3 770 | 75 584 | 1 116 | 135 |
| 542 | MEAT MARKETS | 4 | 4 | (0) | (0) | (0) | (0) | (0) | (0) |
| | FISH (SEAFOOD) MARKETS | - | - | (0) | (0) | (0) | (0) | (0) | (0) |
| 543 | FRUIT STORES, VEGETABLE MARKETS | 2 | 2 | (0) | (0) | (0) | (0) | (0) | (0) |
| 544 | CANDY, NUT, CONFECTIONERY STORES | 2 | 2 | (0) | (0) | (0) | (0) | (0) | (0) |
| 545 | DAIRY PRODUCTS STORES | 6 | 6 | 644 | 622 | 93 | 1 666 | 30 | 5 |
| 546 | RETAIL BAKERIES | 15 | 15 | 1 123 | 1 123 | 295 | 5 551 | 86 | 11 |
| 5462 | RETAIL BAKERIES, MANUFACTURING | 9 | 9 | 763 | 763 | 239 | 4 538 | 69 | 10 |
| 5463 | RETAIL BAKERIES, NONMANUFACTURING | 6 | 6 | 360 | 360 | 56 | 1 013 | 17 | 1 |
| 549 | EGG AND POULTRY DEALERS | - | - | - | - | - | - | - | - |
| | OTHER | 1 | 1 | (0) | (0) | (0) | (0) | (0) | (0) |
| | AUTOMOTIVE DEALERS | | | | | | | | |
| | TOTAL | 98 | 66 | 56 720 | 55 276 | 4 366 | 88 691 | 837 | 71 |
| 55 EX*554 | PASSENGER CAR DEALERS, FRANCHISEO | 36 | 36 | 51 604 | 51 604 | 3 981 | 80 188 | 734 | 7 |
| 551 | DOMESTIC CAR DEALERS | 29 | 29 | 41 785 | 41 785 | 3 107 | 64 947 | 587 | 6 |
| | IMPORTED CAR DEALERS | 2 | 2 | (0) | (0) | (0) | (0) | (0) | (0) |
| | DOMESTIC AND IMPORTED CAR DEALERS | 5 | 5 | (0) | (0) | (0) | (0) | (0) | (0) |
| 552 | PASSENGER CAR DEALERS, NONFRANCHISEO | 23 | 5 | 1 798 | 622 | 30 | 510 | 11 | 24 |
| 553 | TIRE, BATTERY, ACCESSORY DEALERS | 19 | 15 | 1 939 | 1 897 | 248 | 5 768 | 60 | 18 |
| | HOME AND AUTO SUPPLY STORES | 3 | 3 | 86 | 86 | 12 | 526 | 11 | 2 |
| 559 | MISCELLANEOUS AIRCRAFT, MARINE, AUTOMOTIVE DEALERS | 17 | 7 | 1 293 | 1 067 | 95 | 1 699 | 21 | 20 |
| | AIRCRAFT, BOAT, MOTORCYCLE DEALERS | 9 | 5 | 1 068 | (0) | (0) | (0) | (0) | (0) |
| | HOUSEHOLD TRAILER DEALERS | 6 | 2 | 221 | (0) | (0) | (0) | (0) | (0) |
| | OTHER AUTOMOTIVE DEALERS | 2 | - | 4 | - | - | - | - | 4 |
| | GASOLINE SERVICE STATIONS | | | | | | | | |
| 55PT(554) | TOTAL | 178 | 164 | 19 107 | 18 327 | 1 797 | 37 606 | 593 | 204 |
| | APPAREL, ACCESSORY STORES | | | | | | | | |
| | TOTAL | 124 | 112 | 20 491 | 20 259 | 2 978 | 63 825 | 1 040 | 90 |
| 561,567 | MEN'S, BOYS' APPAREL STORES, CUSTOM TAILORS | 36 | 30 | 5 687 | 5 581 | 869 | 18 911 | 220 | 27 |
| 561 | MEN'S, BOYS' CLOTHING AND FURNISHINGS STORES | 29 | 27 | 5 566 | (0) | (0) | (0) | (0) | (0) |
| 567 | CUSTOM TAILORS | 7 | 3 | 121 | (0) | (0) | (0) | (0) | (0) |
| 562-3,568 | WOMEN'S CLOTHING, SPECIALTY STORES | 42 | 40 | 8 613 | 8 593 | 1 172 | 24 451 | 456 | 33 |
| 562 | WOMEN'S READY-TO-WEAR STORES | 22 | 22 | 6 730 | 6 730 | 945 | 19 318 | 344 | 12 |
| 563,568 | WOMEN'S ACCESSORY, SPECIALTY STORES, FURRIERS | 20 | 18 | 1 883 | 1 863 | 227 | 5 133 | 112 | 21 |
| 563 | MILLINERY STORES | 2 | 2 | (0) | (0) | (0) | (0) | (0) | (0) |
| | CORSET, LINGERIE STORES | 6 | 4 | 206 | 186 | 25 | 580 | 11 | 7 |
| | HOSIERY STORES | - | - | - | - | - | - | - | - |
| | APPAREL, ACCESSORY, OTHER SPECIALTY STORES | 10 | 10 | 1 483 | 1 483 | 184 | 4 159 | 93 | 9 |
| 568 | FURRIERS, FUR SHOPS | 2 | 2 | (0) | (0) | (0) | (0) | (0) | (0) |
| 565 | FAMILY CLOTHING STORES | 15 | 11 | 3 018 | 2 912 | 513 | 12 544 | 236 | 14 |
| 566 | SHOE STORES | 25 | 25 | 2 765 | 2 765 | 374 | 6 752 | 103 | 15 |
| | MEN'S SHOE STORES | 4 | 4 | (0) | (0) | (0) | (0) | (0) | (0) |
| | WOMEN'S SHOE STORES | 4 | 4 | 496 | 496 | 74 | 1 273 | 19 | 4 |
| | CHILDREN'S, JUVENILES' SHOE STORES | 1 | 1 | (0) | (0) | (0) | (0) | (0) | (0) |
| | FAMILY SHOE STORES | 16 | 16 | 1 971 | 1 971 | 248 | 4 516 | 68 | 11 |
| 564 | CHILDREN'S, INFANTS' WEAR STORES | 4 | 4 | (0) | (0) | (0) | (0) | (0) | (0) |
| 569 | MISCELLANEOUS APPAREL, ACCESSORY STORES | 2 | 2 | (0) | (0) | (0) | (0) | (0) | (0) |

Standard Notes: - Represents zero. (D) Withheld to avoid disclosure. (NA) Not available. (X) Not applicable.
 *Nonstore retailers, part of SIC major group 53, are shown separately in this table.

TABLE 4. Standard Metropolitan Statistical Areas: 1963—Continued

| SIC code | Standard metropolitan statistical area and kind of business | Establishments | | Sales | | Payroll, entire year (\$1,000) | Payroll, workweek ended nearest Nov. 15 (dollars) | Paid employees, workweek ended nearest Nov. 15 (number) | Active proprietors of unincorporated businesses (number) |
|--|---|----------------|-----------------------|-------------------------------------|---------------------------------------|--------------------------------|---|---|--|
| | | Total (number) | With payroll (number) | Total, all establishments (\$1,000) | Establishments with payroll (\$1,000) | | | | |
| ANN ARBOR SMSA—Continued | | | | | | | | | |
| FURNITURE, HOME FURNISHINGS, EQUIPMENT STORES | | | | | | | | | |
| | TOTAL | 98 | 74 | 15 810 | 15 502 | 2 146 | 47 054 | 461 | 74 |
| 57 | FURNITURE, HOME FURNISHINGS STORES | 49 | 33 | 7 339 | 7 081 | 1 110 | 22 744 | 216 | 48 |
| 5712 | FURNITURE STORES | 28 | 20 | 5 226 | 5 074 | 711 | 14 785 | 136 | 28 |
| 5713 | FLOOR COVERING STORES | 7 | 7 | 1 260 | 1 260 | 286 | 5 198 | 39 | 3 |
| 5714 | DRAPERY, CURTAIN, UPHOLSTERY STORES | 5 | 3 | 409 | 365 | 57 | 1 285 | 15 | 6 |
| 5715 | CHINA, GLASSWARE, METALWARE STORES | 2 | 2 | (0) | (0) | (0) | (0) | (0) | (0) |
| 5719 | MISCELLANEOUS HOME FURNISHINGS STORES | 7 | 1 | (0) | (0) | (0) | (0) | (0) | (0) |
| 572 | HOUSEHOLD APPLIANCE STORES | 24 | 20 | 5 795 | 5 775 | 697 | 17 224 | 151 | 11 |
| 5732 | RADIO, TELEVISION STORES | 7 | 5 | 845 | 829 | 114 | 2 389 | 29 | 5 |
| 5733 | MUSIC STORES | 18 | 16 | 1 831 | 1 817 | 225 | 4 697 | 65 | 10 |
| | RECORD SHOPS | 4 | 4 | 235 | 235 | 21 | 480 | 7 | 3 |
| | MUSICAL INSTRUMENT STORES | 14 | 12 | 1 596 | 1 582 | 204 | 4 217 | 58 | 7 |
| EATING, DRINKING PLACES | | | | | | | | | |
| 58 | TOTAL | 230 | 212 | 18 343 | 18 161 | 4 468 | 89 463 | 1 870 | 240 |
| 5812 | EATING PLACES | 178 | 162 | 14 936 | 14 806 | 3 916 | 78 019 | 1 669 | 179 |
| | RESTAURANTS, LUNCHROOMS | 124 | 114 | 10 218 | 10 144 | 2 576 | 51 590 | 1 152 | 136 |
| | CAFETERIAS | 7 | 7 | 760 | 760 | 252 | 4 189 | 58 | 2 |
| | REFRESHMENT PLACES | 38 | 36 | 2 105 | (0) | (0) | (0) | (0) | (0) |
| | CATERERS | 9 | 5 | 1 853 | (0) | (0) | (0) | (0) | (0) |
| 5813 | DRINKING PLACES (ALCOHOLIC BEVERAGES) | 52 | 50 | 3 407 | 3 355 | 552 | 11 444 | 201 | 61 |
| DRUG STORES, PROPRIETARY STORES | | | | | | | | | |
| 59PT(591) | TOTAL | 52 | 52 | 10 733 | 10 733 | 1 320 | 27 972 | 403 | 36 |
| 591 | DRUG STORES | 50 | 50 | (0) | (0) | (0) | (0) | (0) | (0) |
| | PROPRIETARY STORES | 2 | 2 | (0) | (0) | (0) | (0) | (0) | (0) |
| OTHER RETAIL STORES | | | | | | | | | |
| 59 EX-591 | TOTAL | 202 | 152 | 19 739 | 18 617 | 2 152 | 41 962 | 657 | 209 |
| 592 | LIQUOR STORES | 16 | 12 | 3 583 | 2 939 | 165 | 3 225 | 63 | 20 |
| 593 | ANTIQUARIAN, SECONOHANO STORES | 22 | 10 | 816 | 744 | 72 | 1 523 | 27 | 25 |
| 5932 | ANTIQUARIAN STORES | 2 | - | 10 | - | - | - | - | 2 |
| 5933 | SECONOHANO STORES | 20 | 10 | 806 | 744 | 72 | 1 523 | 27 | 23 |
| 594 | BOOK, STATIONERY STORES | 11 | 11 | 3 953 | 3 945 | 599 | 9 869 | 162 | 4 |
| 5942 | BOOK STORES | 7 | 7 | (0) | (0) | (0) | (0) | (0) | (0) |
| 5943 | STATIONERY STORES | 4 | 4 | (0) | (0) | (0) | (0) | (0) | (0) |
| 595 | SPORTING GOODS STORES, BICYCLE SHOPS | 20 | 16 | 1 464 | 1 452 | 246 | 4 520 | 56 | 21 |
| 5952 | SPORTING GOODS STORES | 17 | 13 | 1 294 | 1 282 | 230 | 4 275 | 50 | 17 |
| 5953 | BICYCLE SHOPS | 3 | 3 | 170 | 170 | 16 | 245 | 6 | 4 |
| 5962 | HAY, GRAIN, FEED STORES | 7 | 3 | 912 | (0) | (0) | (0) | (0) | (0) |
| 5969 | OTHER FARM SUPPLY STORES | 7 | 7 | 1 518 | 1 518 | 142 | 2 664 | 37 | 4 |
| | GARDEN SUPPLY STORES | 5 | 5 | 266 | 266 | 29 | 559 | 8 | 7 |
| 597 | JEWELRY STORES | 24 | 18 | 1 909 | 1 781 | 231 | 4 246 | 61 | 32 |
| 598 | FUEL, ICE DEALERS | 18 | 16 | 1 923 | 1 913 | 183 | 3 924 | 49 | 19 |
| 5982 | COAL AND WOOD DEALERS | 7 | 7 | (0) | (0) | (0) | (0) | (0) | (0) |
| | ICE DEALERS | - | - | - | - | - | - | - | - |
| 5983 | FUEL OIL DEALERS | 7 | 7 | 1 022 | 1 022 | 90 | 2 080 | 25 | 6 |
| 5984 | BOTTLE GAS DEALERS | 4 | 2 | (0) | (0) | (0) | (0) | (0) | (0) |
| 5992 | FLORISTS | 10 | 10 | 437 | 437 | 56 | 1 146 | 23 | 10 |
| 5993 | CIGAR STORES, STANOS | 5 | 3 | 203 | 193 | 13 | 285 | 11 | 5 |
| 5994 | NEWS DEALERS, NEWSSTANOS | 1 | 1 | (0) | (0) | (0) | (0) | (0) | (0) |
| 5996 | CAMERA, PHOTOGRAPHIC SUPPLY STORES | 4 | 4 | 245 | 245 | 34 | 639 | 12 | 4 |
| 5997 | GIFT, NOVELTY, SOUVENIR SHOPS | 9 | 7 | 559 | 553 | 80 | 2 118 | 32 | 9 |
| 5998 | OPTICAL GOODS STORES | 11 | 11 | 490 | 490 | 100 | 2 397 | 28 | 9 |
| 5999 | TYPEWRITER STORES | 3 | 3 | 245 | 245 | 35 | 688 | 9 | 3 |
| | LUGGAGE, LEATHER GOODS STORES | 1 | 1 | (0) | (0) | (0) | (0) | (0) | (0) |
| | HOBBY, TOY, GAME SHOPS | 4 | 4 | 267 | 267 | 43 | 939 | 18 | 3 |
| | RELIGIOUS GOODS STORES | - | - | - | - | - | - | - | - |
| | PET SHOPS | 1 | 1 | (0) | (0) | (0) | (0) | (0) | (0) |
| | OTHER | 23 | 9 | 453 | 303 | 38 | 829 | 16 | 26 |
| NONSTORE RETAILERS* | | | | | | | | | |
| 53 PART* | TOTAL | 59 | 11 | 3 582 | 2 804 | 467 | 8 021 | 96 | 53 |
| 532 | MAIL-ORDER HOUSES | 2 | 2 | (0) | (0) | (0) | (0) | (0) | (0) |
| 534 | MERCHANDISE VENDING MACHINE OPERATORS | 11 | 5 | 2 157 | 2 137 | 397 | 6 666 | 75 | 8 |
| 535 | DIRECT SELLING (HOUSE-TO-HOUSE) ORGANIZATIONS | 46 | 4 | (0) | (0) | (0) | (0) | (0) | (0) |

Standard Notes: - Represents zero. (D) Withheld to avoid disclosure. (NA) Not available. (X) Not applicable.
 *Nonstore retailers, part of SIC major group 53, are shown separately in this table.

TABLE 4. Standard Metropolitan Statistical Areas: 1963-Continued

| SIC code | Standard metropolitan statistical area and kind of business | Establishments | | Sales | | Payroll, entire year (\$1,000) | Payroll, workweek ended nearest Nov. 15 (dollars) | Paid employees, workweek ended nearest Nov. 15 (number) | Active proprietors of unincorporated businesses (number) |
|-----------|--|------------------------------------|-----------------------|-------------------------------------|---------------------------------------|--------------------------------|---|---|--|
| | | Total (number) | With payroll (number) | Total, all establishments (\$1,000) | Establishments with payroll (\$1,000) | | | | |
| | BAY CITY SMSA | Coextensive with Bay County, Mich. | | | | | | | |
| | RETAIL TRADE, TOTAL | 1 044 | 754 | 141 897 | 134 333 | 13 976 | 291 462 | 4 820 | 1 063 |
| | LUMBER, BUILDING MATERIALS, HARDWARE, FARM EQUIPMENT DEALERS | | | | | | | | |
| 52 | TOTAL | 66 | 50 | 11 595 | 11 383 | 980 | 17 152 | 205 | 63 |
| 521 | LUMBER YARDS | 11 | 11 | 6 081 | 6 081 | 410 | 6 903 | 74 | 7 |
| | BUILDING MATERIALS DEALERS | 9 | 9 | 1 784 | 1 784 | 230 | 3 652 | 43 | 9 |
| 522 | HEATING, PLUMBING EQUIPMENT DEALERS | 2 | 2 | (D) | (D) | (D) | (D) | (D) | (D) |
| 523 | PAINT, GLASS, WALLPAPER STORES | 9 | 5 | 448 | 410 | 61 | 1 040 | 13 | 6 |
| 524 | ELECTRICAL SUPPLY STORES | 1 | 1 | (D) | (D) | (D) | (D) | (D) | (D) |
| 5251 | HARDWARE STORES | 26 | 14 | 1 150 | 976 | 127 | 2 779 | 41 | 29 |
| 5252 | FARM EQUIPMENT DEALERS | 8 | 8 | 1 854 | 1 854 | 125 | 2 255 | 28 | 8 |
| | GENERAL MERCHANDISE GROUP STORES* | | | | | | | | |
| 53 PART* | TOTAL | 33 | 27 | 20 578 | 20 484 | 2 444 | 55 119 | 1 082 | 31 |
| 531 | DEPARTMENT STORES | 6 | 6 | 15 602 | 15 602 | 1 801 | 42 514 | 823 | 2 |
| 533 | LIMITED PRICE VARIETY STORES | 11 | 9 | 2 241 | 2 223 | 362 | 6 356 | 155 | 12 |
| 539 | GENERAL MERCHANDISE STORES | 11 | 11 | (D) | (D) | (D) | (D) | (D) | (D) |
| | DRY GOODS STORES | - | - | - | - | - | - | - | - |
| | SEWING, NEEDLEWORK STORES | 5 | 1 | (D) | (D) | (D) | (D) | (D) | (D) |
| | FOOD STORES | | | | | | | | |
| 54 | TOTAL | 204 | 124 | 34 554 | 31 736 | 2 263 | 50 644 | 840 | 215 |
| 541 | GROCERY STORES, INCLUDING DELICATESSENS | 150 | 86 | 30 905 | 28 461 | 1 821 | 41 536 | 680 | 159 |
| 542 | MEAT MARKETS | 7 | 5 | 1 221 | 1 151 | 101 | 1 928 | 29 | 6 |
| | FISH (SEAFOOD) MARKETS | 4 | 4 | 151 | 151 | 16 | 292 | 6 | 4 |
| 543 | FRUIT STORES, VEGETABLE MARKETS | 13 | 3 | (D) | (D) | (D) | (D) | (D) | (D) |
| 544 | CANDY, NUT, CONFECTIONERY STORES | 3 | 3 | 28 | 28 | 4 | 85 | 5 | 1 |
| 545 | DAIRY PRODUCTS STORES | 13 | 11 | 780 | 684 | 41 | 850 | 28 | 14 |
| 546 | RETAIL BAKERIES | 12 | 10 | 487 | 427 | 126 | 3 004 | 57 | 13 |
| 5462 | RETAIL BAKERIES, MANUFACTURING | 8 | 8 | (D) | (D) | (D) | (D) | (D) | (D) |
| 5463 | RETAIL BAKERIES, NONMANUFACTURING | 4 | 2 | (D) | (D) | (D) | (D) | (D) | (D) |
| 549 | EGG AND POULTRY DEALERS | - | - | - | - | - | - | - | - |
| | OTHER | 2 | 2 | (D) | (D) | (D) | (D) | (D) | (D) |
| | AUTOMOTIVE DEALERS | | | | | | | | |
| 55 EX-554 | TOTAL | 67 | 45 | 24 211 | 23 675 | 2 208 | 45 455 | 432 | 60 |
| 551 | PASSENGER CAR DEALERS, FRANCHISED | 18 | 18 | 17 569 | 17 569 | 1 623 | 34 680 | 307 | 9 |
| | DOMESTIC CAR DEALERS | 15 | 15 | 16 990 | 16 990 | 1 576 | 33 742 | 296 | 6 |
| | IMPORTED CAR DEALERS | 2 | 2 | (D) | (D) | (D) | (D) | (D) | (D) |
| | DOMESTIC AND IMPORTED CAR DEALERS | 1 | 1 | (D) | (D) | (D) | (D) | (D) | (D) |
| 552 | PASSENGER CAR DEALERS, NONFRANCHISED | 26 | 14 | 3 075 | 2 757 | 159 | 2 877 | 41 | 24 |
| 553 | TIRE, BATTERY, ACCESSORY DEALERS | 11 | 7 | 917 | (D) | (D) | (D) | (D) | (D) |
| | HOME AND AUTO SUPPLY STORES | 3 | 3 | 943 | 943 | 165 | 3 036 | 47 | 2 |
| 559 | MISCELLANEOUS AIRCRAFT, MARINE, AUTOMOTIVE DEALERS | 9 | 3 | 1 707 | (D) | (D) | (D) | (D) | (D) |
| | AIRCRAFT, BOAT, MOTORCYCLE DEALERS | 6 | 2 | 1 466 | (D) | (D) | (D) | (D) | (D) |
| | HOUSEHOLD TRAILER DEALERS | 1 | 1 | (D) | (D) | (D) | (D) | (D) | (D) |
| | OTHER AUTOMOTIVE DEALERS | 2 | - | (D) | - | - | - | - | 4 |
| | GASOLINE SERVICE STATIONS | | | | | | | | |
| 55PT(554) | TOTAL | 148 | 116 | 12 018 | 10 734 | 967 | 19 359 | 331 | 146 |
| | APPAREL, ACCESSORY STORES | | | | | | | | |
| 56 | TOTAL | 63 | 57 | 8 673 | 8 521 | 1 186 | 24 231 | 444 | 47 |
| 561,567 | MEN'S, BOYS' APPAREL STORES, CUSTOM TAILORS | 8 | 8 | 1 861 | 1 861 | 330 | 6 810 | 87 | 7 |
| 561 | MEN'S, BOYS' CLOTHING AND FURNISHINGS STORES | 8 | 8 | 1 861 | 1 861 | 330 | 6 810 | 87 | 7 |
| 567 | CUSTOM TAILORS | - | - | - | - | - | - | - | - |
| 562-3,568 | WOMEN'S CLOTHING, SPECIALTY STORES | 28 | 28 | 4 418 | 4 418 | 559 | 11 038 | 256 | 19 |
| 562 | WOMEN'S READY-TO-WEAR STORES | 17 | 17 | 3 684 | 3 684 | 464 | 9 213 | 213 | 17 |
| 563,568 | WOMEN'S ACCESSORY, SPECIALTY STORES, FURRIERS | 11 | 11 | 734 | 734 | 95 | 1 825 | 43 | 2 |
| 563 | MILLINERY STORES | 2 | 2 | (D) | (D) | (D) | (D) | (D) | (D) |
| | CORSET, LINGERIE STORES | - | - | - | - | - | - | - | - |
| | HOSIERY STORES | 1 | 1 | (D) | (D) | (D) | (D) | (D) | (D) |
| | APPAREL, ACCESSORY, OTHER SPECIALTY STORES | 6 | 6 | (D) | (D) | (D) | (D) | (D) | (D) |
| 568 | FURRIERS, FUR SHOPS | 2 | 2 | (D) | (D) | (D) | (D) | (D) | (D) |
| 565 | FAMILY CLOTHING STORES | 10 | 4 | (D) | (D) | (D) | (D) | (D) | (D) |
| 566 | SHOE STORES | 16 | 16 | 1 519 | 1 519 | 221 | 4 616 | 67 | 9 |
| | MEN'S SHOE STORES | - | - | - | - | - | - | - | - |
| | WOMEN'S SHOE STORES | 2 | 2 | (D) | (D) | (D) | (D) | (D) | (D) |
| | CHILDREN'S, JUVENILES' SHOE STORES | 1 | 1 | (D) | (D) | (D) | (D) | (D) | (D) |
| | FAMILY SHOE STORES | 13 | 13 | 1 302 | 1 302 | 197 | 4 143 | 59 | 7 |
| 564 | CHILDREN'S, INFANTS' WEAR STORES | 1 | 1 | (D) | (D) | (D) | (D) | (D) | (D) |
| 569 | MISCELLANEOUS APPAREL, ACCESSORY STORES | - | - | - | - | - | - | - | - |

Standard Notes: - Represents zero. (D) Withheld to avoid disclosure. (NA) Not available. (X) Not applicable.
 *Nonstore retailers, part of SIC major group 53, are shown separately in this table.

TABLE 4. Standard Metropolitan Statistical Areas: 1963—Continued

| SIC code | Standard metropolitan statistical area and kind of business | Establishments | | Sales | | Payroll, entire year (\$1,000) | Payroll, workweek ended nearest Nov. 15 (dollars) | Paid employees, workweek ended nearest Nov. 15 (number) | Active proprietors of unincorporated businesses (number) |
|--|---|----------------|-----------------------|-------------------------------------|---------------------------------------|--------------------------------|---|---|--|
| | | Total (number) | With payroll (number) | Total, all establishments (\$1,000) | Establishments with payroll (\$1,000) | | | | |
| BAY CITY SMSA—Continued | | | | | | | | | |
| FURNITURE, HOME FURNISHINGS, EQUIPMENT STORES | | | | | | | | | |
| 57 | TOTAL | 64 | 44 | 6 587 | 6 045 | 851 | 16 304 | 187 | 69 |
| 571 | FURNITURE, HOME FURNISHINGS STORES | 38 | 28 | 4 040 | 3 874 | 604 | 11 849 | 130 | 43 |
| 5712 | FURNITURE STORES | 26 | 18 | 2 708 | 2 548 | 413 | 7 703 | 81 | 28 |
| 5713 | FLOOR COVERING STORES | 6 | 6 | 1 070 | 1 070 | 158 | 3 548 | 39 | 7 |
| 5714 | DRAPERY, CURTAIN, UPHOLSTERY STORES | 4 | 2 | (0) | (0) | (0) | (0) | (0) | (0) |
| 5715 | CHINA, GLASSWARE, METALWARE STORES | - | - | - | - | - | - | - | - |
| 5719 | MISCELLANEOUS HOME FURNISHINGS STORES | 2 | 2 | (0) | (0) | (0) | (0) | (0) | (0) |
| 572 | HOUSEHOLD APPLIANCE STORES | 13 | 9 | 1 593 | 1 519 | 189 | 3 201 | 39 | 12 |
| 5732 | RADIO, TELEVISION STORES | 5 | 5 | (0) | (0) | (0) | (0) | (0) | (0) |
| 5733 | MUSIC STORES | 8 | 2 | (0) | (0) | (0) | (0) | (0) | (0) |
| | RECORD SHOPS | 2 | - | (0) | - | - | - | - | 2 |
| | MUSICAL INSTRUMENT STORES | 6 | 2 | 601 | (0) | (0) | (0) | (0) | (0) |
| EATING, DRINKING PLACES | | | | | | | | | |
| 58 | TOTAL | 213 | 189 | 9 657 | 9 241 | 1 695 | 35 574 | 842 | 245 |
| 5812 | EATING PLACES | 107 | 93 | 5 028 | 4 960 | 1 105 | 23 581 | 574 | 119 |
| | RESTAURANTS, LUNCHROOMS | 75 | 69 | 3 080 | 3 056 | 702 | 15 996 | 399 | 87 |
| | CAFETERIAS | 4 | 4 | 357 | 357 | 113 | 2 447 | 46 | 4 |
| | REFRESHMENT PLACES | 28 | 20 | 1 562 | 1 518 | 284 | 5 078 | 127 | 28 |
| | CATERERS | - | - | 29 | 29 | 6 | 60 | 2 | - |
| 5813 | DRINKING PLACES (ALCOHOLIC BEVERAGES) | 106 | 96 | 4 629 | 4 281 | 590 | 11 993 | 268 | 126 |
| DRUG STORES, PROPRIETARY STORES | | | | | | | | | |
| 59PT(591) | TOTAL | 35 | 31 | 4 921 | 4 779 | 520 | 10 042 | 169 | 37 |
| 591 | DRUG STORES | 33 | 31 | 4 893 | 4 779 | 520 | 10 042 | 169 | 35 |
| | PROPRIETARY STORES | 2 | - | 28 | - | - | - | - | 2 |
| OTHER RETAIL STORES | | | | | | | | | |
| 59 EX.591 | TOTAL | 105 | 65 | 7 430 | 6 720 | 745 | 15 324 | 256 | 106 |
| 592 | LIQUOR STORES | 8 | 4 | 379 | 273 | 12 | 192 | 5 | 8 |
| 593 | ANTIQUARIAN STORES, SECONOHANO STORES | 15 | 7 | 283 | 235 | 29 | 659 | 14 | 14 |
| 5932 | ANTIQUARIAN STORES | 6 | - | 34 | - | - | - | - | 6 |
| 5933 | SECONOHANO STORES | 9 | 7 | 249 | 235 | 29 | 659 | 14 | 8 |
| 594 | BOOK, STATIONERY STORES | 2 | 2 | (0) | (0) | (0) | (0) | (0) | (0) |
| 5942 | BOOK STORES | 2 | 2 | (0) | (0) | (0) | (0) | (0) | (0) |
| 5943 | STATIONERY STORES | - | - | - | - | - | - | - | - |
| 595 | SPORTING GOODS STORES, BICYCLE SHOPS | 7 | 3 | 949 | 815 | 116 | 2 038 | 25 | 7 |
| 5952 | SPORTING GOODS STORES | 6 | 2 | (0) | (0) | (0) | (0) | (0) | (0) |
| 5953 | BICYCLE SHOPS | 1 | 1 | (0) | (0) | (0) | (0) | (0) | (0) |
| 5962 | HAY, GRAIN, FEED STORES | 2 | 2 | (0) | (0) | (0) | (0) | (0) | (0) |
| 5969 | OTHER FARM SUPPLY STORES | 8 | 2 | 653 | (0) | (0) | (0) | (0) | (0) |
| | GARDEN SUPPLY STORES | 2 | 2 | (0) | (0) | (0) | (0) | (0) | (0) |
| 597 | JEWELRY STORES | 11 | 9 | 1 441 | 1 401 | 186 | 4 631 | 90 | 11 |
| 598 | FUEL, ICE DEALERS | 12 | 8 | 729 | 685 | 78 | 1 555 | 20 | 15 |
| 5982 | COAL AND WOOD DEALERS | 7 | 5 | 396 | 364 | 36 | 754 | 12 | 9 |
| | ICE DEALERS | 2 | - | 12 | - | - | - | - | 2 |
| 5983 | FUEL OIL DEALERS | 2 | 2 | (0) | (0) | (0) | (0) | (0) | (0) |
| 5984 | BOTTLED GAS DEALERS | 1 | 1 | (0) | (0) | (0) | (0) | (0) | (0) |
| 5992 | FLORISTS | 12 | 8 | 566 | 478 | 95 | 1 790 | 29 | 13 |
| 5993 | CIGAR STORES, STANOS | 2 | 2 | (0) | (0) | (0) | (0) | (0) | (0) |
| 5994 | NEWS DEALERS, NEWSSTANOS | 1 | 1 | (0) | (0) | (0) | (0) | (0) | (0) |
| 5996 | CAMERA, PHOTOGRAPHIC SUPPLY STORES | 1 | 1 | (0) | (0) | (0) | (0) | (0) | (0) |
| 5997 | GIFT, NOVELTY, SOUVENIR SHOPS | 3 | 1 | 135 | (0) | (0) | (0) | (0) | (0) |
| 5998 | OPTICAL GOODS STORES | 5 | 3 | 153 | (0) | (0) | (0) | (0) | (0) |
| 5999 | TYPEWRITER STORES | 1 | 1 | (0) | (0) | (0) | (0) | (0) | (0) |
| | LUGGAGE, LEATHER GOODS STORES | 2 | 2 | (0) | (0) | (0) | (0) | (0) | (0) |
| | HOBBY, TOY, GAME SHOPS | 1 | 1 | (0) | (0) | (0) | (0) | (0) | (0) |
| | RELIGIOUS GOODS STORES | 1 | 1 | (0) | (0) | (0) | (0) | (0) | (0) |
| | PET SHOPS | 2 | - | 26 | - | - | - | - | 2 |
| | OTHER | 7 | 5 | 223 | 161 | 22 | 494 | 9 | 8 |
| NONSTORE RETAILERS* | | | | | | | | | |
| 53 PART* | TOTAL | 46 | 6 | 1 673 | 1 015 | 117 | 2 258 | 32 | 44 |
| 532 | MAIL-ORDER HOUSES | 3 | 1 | (0) | (0) | (0) | (0) | (0) | (0) |
| 534 | MERCHANDISE VENDING MACHINE OPERATORS | 1 | 1 | (0) | (0) | (0) | (0) | (0) | (0) |
| 535 | DIRECT SELLING (HOUSE-TO-HOUSE) ORGANIZATIONS | 42 | 4 | 945 | (0) | (0) | (0) | (0) | (0) |

Standard Notes: - Represents zero. (D) Withheld to avoid disclosure. (NA) Not available. (X) Not applicable.
 *Nonstore retailers, part of SIC major group 53, are shown separately in this table.

TABLE 4. Standard Metropolitan Statistical Areas: 1963—Continued

| SIC code | Standard metropolitan statistical area and kind of business | Establishments | | Sales | | Payroll, entire year (\$1,000) | Payroll, workweek ended nearest Nov. 15 (dollars) | Paid employees, workweek ended nearest Nov. 15 (number) | Active proprietors of unincorporated businesses (number) |
|---------------------|--|--|--------------|---------------------------|-----------------------------|--------------------------------|---|---|--|
| | | Total | With payroll | Total, all establishments | Establishments with payroll | | | | |
| | | (number) | (number) | (\$1,000) | (\$1,000) | | | | |
| DETROIT SMSA | | Consists of Macomb, Oakland, and Wayne Counties, Mich. | | | | | | | |
| | RETAIL TRADE, TOTAL | 29 337 | 21 579 | 5 393 024 | 5 201 080 | 565 152 | 11 496 382 | 165 817 | 28 111 |
| | LUMBER, BUILDING MATERIALS, HARDWARE, FARM EQUIPMENT DEALERS | | | | | | | | |
| | TOTAL | 1 319 | 925 | 170 365 | 161 865 | 20 603 | 418 049 | 4 398 | 1 218 |
| 52 | LUMBER YARDS | 177 | 167 | 65 819 | 65 611 | 7 961 | 162 775 | 1 465 | 101 |
| 521 | BUILDING MATERIALS DEALERS | 165 | 105 | 23 117 | 21 577 | 3 015 | 59 691 | 568 | 139 |
| 522 | HEATING, PLUMBING EQUIPMENT DEALERS | 107 | 55 | 5 762 | 4 522 | 1 013 | 21 902 | 221 | 105 |
| 523 | PAINT, GLASS, WALLPAPER STORES | 205 | 147 | 13 428 | 12 548 | 1 991 | 41 932 | 450 | 152 |
| 524 | ELECTRICAL SUPPLY STORES | 28 | 12 | 1 952 | 1 632 | 388 | 8 575 | 62 | 24 |
| 5251 | HARDWARE STORES | 590 | 408 | 54 474 | 50 432 | 5 660 | 113 394 | 1 522 | 660 |
| 5252 | FARM EQUIPMENT DEALERS | 47 | 31 | 5 813 | 5 543 | 575 | 9 780 | 110 | 37 |
| | GENERAL MERCHANDISE GROUP STORES* | | | | | | | | |
| | TOTAL | 587 | 509 | 833 027 | 831 845 | 97 803 | 2 115 964 | 34 033 | 344 |
| 53 PART* | DEPARTMENT STORES | 97 | 97 | 719 489 | 719 489 | 81 285 | 1 800 176 | 27 093 | - |
| 533 | LIMITED PRICE VARIETY STORES | 293 | 257 | 83 805 | 83 245 | 12 970 | 244 789 | 5 855 | 152 |
| 539 | GENERAL MERCHANDISE STORES | 119 | 95 | 24 804 | 24 340 | 2 814 | 56 842 | 842 | 107 |
| | DRY GOODS STORES | 54 | 48 | 4 345 | 4 253 | 634 | 11 946 | 201 | 56 |
| | SEWING, NEEDLEWORK STORES | 24 | 12 | 584 | 518 | 100 | 2 211 | 42 | 29 |
| | FOOD STORES | | | | | | | | |
| | TOTAL | 5 654 | 3 818 | 1 236 927 | 1 178 247 | 90 597 | 1 773 099 | 26 912 | 5 288 |
| 541 | GROCERY STORES, INCLUDING DELICATESSENS | 3 802 | 2 476 | 1 113 497 | 1 065 095 | 75 151 | 1 473 674 | 21 585 | 3 774 |
| 542 | MEAT MARKETS | 275 | 221 | 33 824 | 31 834 | 2 978 | 59 754 | 817 | 301 |
| | FISH (SEAFOOD) MARKETS | 55 | 25 | 2 474 | 2 004 | 137 | 2 514 | 57 | 59 |
| 543 | FRUIT STORES, VEGETABLE MARKETS | 133 | 65 | 6 222 | 5 146 | 428 | 9 175 | 170 | 151 |
| 544 | CANDY, NUT, CONFECTIONERY STORES | 349 | 189 | 10 892 | 8 708 | 1 191 | 22 616 | 595 | 281 |
| 545 | DAIRY PRODUCTS STORES | 272 | 196 | 15 033 | 12 727 | 1 212 | 24 497 | 526 | 183 |
| 546 | RETAIL BAKERIES | 607 | 559 | 45 887 | 45 147 | 8 484 | 161 630 | 2 846 | 370 |
| 5462 | RETAIL BAKERIES, MANUFACTURING | 274 | 250 | 17 187 | 16 931 | 4 517 | 90 131 | 1 577 | 311 |
| 5463 | RETAIL BAKERIES, NONMANUFACTURING | 333 | 309 | 28 700 | 28 216 | 3 967 | 71 499 | 1 269 | 59 |
| 549 | EGG AND POULTRY DEALERS | 86 | 52 | 4 158 | 3 448 | 260 | 4 898 | 127 | 93 |
| | OTHER | 75 | 35 | 4 940 | 4 138 | 756 | 14 341 | 189 | 76 |
| | AUTOMOTIVE DEALERS | | | | | | | | |
| | TOTAL | 1 295 | 935 | 1 218 331 | 1 205 063 | 97 529 | 1 897 400 | 15 028 | 954 |
| 55 EX+554 | PASSENGER CAR DEALERS, FRANCHISED | 343 | 333 | 1 099 392 | 1 098 372 | 85 274 | 1 654 847 | 12 460 | 74 |
| 551 | DOMESTIC CAR DEALERS | 27 | 17 | 967 020 | 966 000 | 75 104 | 1 447 588 | 10 981 | 63 |
| | IMPORTED CAR DEALERS | 197 | 147 | 14 265 | 14 265 | 1 987 | 37 602 | 330 | 4 |
| | DOMESTIC AND IMPORTED CAR DEALERS | 29 | 29 | 118 107 | 118 107 | 8 183 | 169 657 | 1 149 | 7 |
| 552 | PASSENGER CAR DEALERS, NONFRANCHISED | 416 | 206 | 45 678 | 36 842 | 2 676 | 53 648 | 687 | 419 |
| 553 | TIRE, BATTERY, ACCESSORY DEALERS | 335 | 263 | 41 583 | 40 273 | 6 524 | 128 654 | 1 301 | 306 |
| | HOME AND AUTO SUPPLY STORES | 26 | 26 | 7 282 | 7 282 | 1 193 | 23 466 | 206 | 4 |
| 559 | MISCELLANEOUS AIRCRAFT, MARINE, AUTOMOTIVE DEALERS | 110 | 107 | 24 396 | 22 294 | 1 862 | 36 785 | 374 | 151 |
| | AIRCRAFT, BOAT, MOTORCYCLE DEALERS | 170 | 74 | 14 249 | 13 329 | 1 211 | 24 872 | 257 | 96 |
| | HOUSEHOLD TRAILER DEALERS | 35 | 25 | 8 368 | 7 498 | 522 | 9 964 | 92 | 25 |
| | OTHER AUTOMOTIVE DEALERS | 30 | 8 | 1 779 | 1 467 | 129 | 1 949 | 25 | 30 |
| | GASOLINE SERVICE STATIONS | | | | | | | | |
| 55PT(554) | TOTAL | 3 713 | 3 239 | 382 960 | 365 874 | 33 656 | 719 335 | 11 078 | 4 023 |
| | APPAREL, ACCESSORY STORES | | | | | | | | |
| | TOTAL | 1 766 | 1 544 | 293 679 | 289 895 | 40 299 | 815 676 | 12 757 | 1 122 |
| 561,567 | MEN'S, BOYS' APPAREL STORES, CUSTOM TAILORS | 417 | 369 | 79 196 | 78 324 | 11 574 | 241 134 | 3 224 | 325 |
| 561 | MEN'S, BOYS' CLOTHING AND FURNISHINGS STORES | 351 | 325 | 75 640 | 75 006 | 10 928 | 228 507 | 3 075 | 258 |
| 567 | CUSTOM TAILORS | 66 | 44 | 3 556 | 3 318 | 646 | 12 627 | 149 | 67 |
| 562-3,568 | WOMEN'S CLOTHING, SPECIALTY STORES | 643 | 581 | 142 323 | 141 283 | 18 965 | 384 748 | 6 552 | 336 |
| 562 | WOMEN'S READY-TO-WEAR STORES | 394 | 370 | 117 046 | 116 666 | 15 759 | 318 911 | 5 456 | 196 |
| 563,568 | WOMEN'S ACCESSORY, SPECIALTY STORES, FURRIERS | 249 | 211 | 25 277 | 24 617 | 3 206 | 65 837 | 1 096 | 140 |
| 563 | MILLINERY STORES | 64 | 52 | 2 589 | 2 471 | 456 | 9 075 | 175 | 39 |
| | CORSET, LINGERIE STORES | 20 | 12 | 820 | 730 | 100 | 1 970 | 37 | 21 |
| | HOSIERY STORES | 10 | 6 | 899 | 597 | 80 | 1 585 | 20 | 8 |
| | APPAREL, ACCESSORY, OTHER SPECIALTY STORES | 111 | 109 | 13 411 | 13 389 | 1 489 | 29 958 | 624 | 37 |
| 568 | FURRIERS, FUR SHOPS | 44 | 32 | 7 558 | 7 430 | 1 081 | 23 249 | 240 | 35 |
| 565 | FAMILY CLOTHING STORES | 122 | 80 | 14 363 | 13 747 | 1 952 | 41 156 | 707 | 112 |
| 566 | SHOE STORES | 471 | 425 | 49 954 | 49 050 | 6 947 | 130 870 | 1 935 | 240 |
| | MEN'S SHOE STORES | 69 | 69 | 5 816 | 5 802 | 829 | 14 719 | 184 | 9 |
| | WOMEN'S SHOE STORES | 78 | 78 | 13 798 | 13 798 | 2 045 | 40 121 | 580 | 18 |
| | CHILDREN'S, JUVENILES' SHOE STORES | 31 | 29 | 2 261 | 2 203 | 241 | 4 777 | 59 | 33 |
| | FAMILY SHOE STORES | 293 | 249 | 28 079 | 27 247 | 3 832 | 71 253 | 1 112 | 180 |
| 564 | CHILDREN'S, INFANTS' WEAR STORES | 98 | 80 | 7 332 | 7 048 | 809 | 16 695 | 326 | 94 |
| 569 | MISCELLANEOUS APPAREL, ACCESSORY STORES | 15 | 9 | 511 | 443 | 52 | 1 073 | 13 | 15 |

Standard Notes: - Represents zero. (D) Withheld to avoid disclosure. (NA) Not available. (X) Not applicable.
 *Nonstore retailers, part of SIC major group 53, are shown separately in this table.

TABLE 4. Standard Metropolitan Statistical Areas: 1963-Continued

| SIC code | Standard metropolitan statistical area and kind of business | Establishments | | Sales | | Payroll, entire year (\$1,000) | Payroll, workweek ended nearest Nov. 15 (dollars) | Paid employees, workweek ended nearest Nov. 15 (number) | Active proprietors of unincorporated businesses (number) |
|---|---|----------------|-----------------------|-------------------------------------|---------------------------------------|--------------------------------|---|---|--|
| | | Total (number) | With payroll (number) | Total, all establishments (\$1,000) | Establishments with payroll (\$1,000) | | | | |
| DETROIT SMSA-Continued | | | | | | | | | |
| FURNITURE, HOME FURNISHINGS, EQUIPMENT STORES | | | | | | | | | |
| | TOTAL | 1 481 | 1 121 | 219 299 | 212 885 | 27 810 | 557 094 | 5 782 | 1 130 |
| 571 | FURNITURE, HOME FURNISHINGS STORES | 819 | 623 | 125 189 | 122 315 | 17 335 | 340 975 | 3 442 | 608 |
| 5712 | FURNITURE STORES | 432 | 350 | 87 471 | 86 155 | 11 838 | 228 297 | 2 329 | 302 |
| 5713 | FLOOR COVERING STORES | 157 | 143 | 24 473 | 24 027 | 3 412 | 70 051 | 564 | 103 |
| 5714 | ORAPERY, CURTAIN, UPHOLSTERY STORES | 168 | 92 | 8 326 | 7 516 | 1 417 | 28 540 | 371 | 154 |
| 5715 | CHINA, GLASSWARE, METALWARE STORES | 20 | 10 | 1 023 | 877 | 187 | 3 465 | 48 | 19 |
| 5719 | MISCELLANEOUS HOME FURNISHINGS STORES | 42 | 28 | 3 896 | 3 740 | 481 | 10 622 | 130 | 30 |
| 572 | HOUSEHOLD APPLIANCE STORES | 301 | 239 | 60 051 | 57 959 | 5 813 | 116 642 | 1 190 | 184 |
| 5732 | RAIOO, TELEVISION STORES | 164 | 146 | 15 625 | 15 255 | 1 819 | 36 591 | 406 | 150 |
| 5733 | MUSIC STORES | 197 | 113 | 18 434 | 17 356 | 2 843 | 62 886 | 744 | 188 |
| | RECORD SHOPS | 87 | 39 | 2 249 | 1 655 | 172 | 3 365 | 69 | 91 |
| | MUSICAL INSTRUMENT STORES | 110 | 74 | 16 185 | 15 701 | 2 671 | 59 521 | 675 | 97 |
| EATING, DRINKING PLACES | | | | | | | | | |
| | TOTAL | 6 444 | 5 756 | 395 279 | 384 197 | 89 032 | 1 844 248 | 36 433 | 7 141 |
| 58 | EATING PLACES | 3 834 | 3 354 | 265 215 | 259 311 | 66 997 | 1 368 763 | 27 905 | 3 914 |
| 5812 | RESTAURANTS, LUNCHROOMS | 2 803 | 2 517 | 200 571 | 197 293 | 51 568 | 1 058 605 | 21 481 | 2 926 |
| | CAFETERIAS | 91 | 89 | 18 426 | 18 414 | 5 735 | 113 889 | 1 846 | 54 |
| | REFRESHMENT PLACES | 724 | 592 | 30 650 | 28 966 | 5 857 | 126 481 | 3 115 | 732 |
| | CATERERS | 216 | 156 | 15 568 | 14 638 | 3 837 | 69 788 | 1 463 | 202 |
| 5813 | DRINKING PLACES (ALCOHOLIC BEVERAGES) | 2 610 | 2 402 | 130 064 | 124 886 | 22 035 | 475 485 | 8 528 | 3 227 |
| DRUG STORES, PROPRIETARY STORES | | | | | | | | | |
| | TOTAL | 1 143 | 1 081 | 234 955 | 232 907 | 24 848 | 501 227 | 8 066 | 996 |
| 59PT (591) | DRUG STORES | 1 023 | 987 | 214 682 | 213 750 | 23 606 | 473 867 | 7 559 | 903 |
| 591 | PROPRIETARY STORES | 120 | 94 | 20 273 | 19 157 | 1 242 | 27 360 | 507 | 93 |
| OTHER RETAIL STORES | | | | | | | | | |
| | TOTAL | 3 466 | 2 206 | 275 403 | 247 791 | 29 884 | 591 839 | 8 328 | 3 502 |
| 59 EX+591 | LIQUOR STORES | 626 | 422 | 66 597 | 56 189 | 2 579 | 51 277 | 1 043 | 779 |
| 592 | ANTIQUA STORES, SECONHAND STORES | 449 | 239 | 18 063 | 15 269 | 2 558 | 50 342 | 800 | 450 |
| 593 | ANTIQUA STORES | 71 | 7 | 851 | 283 | 63 | 1 189 | 15 | 80 |
| 5933 | SECONHAND STORES | 378 | 232 | 17 212 | 14 986 | 2 495 | 49 153 | 785 | 370 |
| 594 | BOOK, STATIONERY STORES | 147 | 93 | 11 164 | 10 260 | 1 568 | 32 857 | 420 | 144 |
| 5942 | BOOK STORES | 58 | 30 | 2 648 | 2 064 | 256 | 6 336 | 92 | 59 |
| 5943 | STATIONERY STORES | 89 | 63 | 8 516 | 8 196 | 1 312 | 26 521 | 328 | 85 |
| 595 | SPORTING GOODS STORES, BICYCLE SHOPS | 251 | 171 | 19 876 | 17 944 | 2 036 | 43 297 | 575 | 238 |
| 5952 | SPORTING GOODS STORES | 193 | 131 | 16 678 | 15 386 | 1 745 | 37 651 | 490 | 177 |
| 5953 | BICYCLE SHOPS | 58 | 40 | 3 198 | 2 558 | 291 | 5 646 | 85 | 61 |
| 5962 | HAY, GRAIN, FEED STORES | 55 | 29 | 5 397 | 4 701 | 322 | 6 218 | 81 | 62 |
| 5969 | OTHER FARM SUPPLY STORES | 21 | 13 | 3 248 | 3 150 | 303 | 5 558 | 61 | 18 |
| | GARDEN SUPPLY STORES | 76 | 66 | 15 134 | 15 020 | 1 697 | 30 641 | 552 | 66 |
| 597 | JEWELRY STORES | 271 | 191 | 32 692 | 31 462 | 4 519 | 85 315 | 1 113 | 207 |
| 598 | FUEL, ICE DEALERS | 202 | 144 | 37 562 | 36 366 | 4 941 | 99 849 | 947 | 175 |
| 5982 | COAL AND WOOD DEALERS | 71 | 59 | 15 092 | 14 862 | 1 854 | 39 999 | 420 | 59 |
| | ICE DEALERS | 13 | 3 | 180 | (0) | (0) | (0) | (0) | (0) |
| 5983 | FUEL OIL DEALERS | 92 | 64 | 19 535 | 18 785 | 2 507 | 49 282 | 427 | 82 |
| 5984 | BOTTLE GAS DEALERS | 26 | 18 | 2 755 | (0) | (0) | (0) | (0) | (0) |
| 5992 | FLORISTS | 352 | 224 | 16 193 | 14 177 | 2 590 | 52 181 | 745 | 396 |
| 5993 | CIGAR STORES, STANOS | 80 | 40 | 4 377 | 3 531 | 362 | 7 112 | 125 | 72 |
| 5994 | NEWS DEALERS, NEWSSTANOS | 36 | 18 | 1 881 | 1 749 | 211 | 4 389 | 113 | 35 |
| 5996 | CAMERA, PHOTOGRAPHIC SUPPLY STORES | 48 | 38 | 5 789 | 5 531 | 686 | 12 990 | 160 | 41 |
| 5997 | GIFT, NOVELTY, SOUVENIR SHOPS | 153 | 91 | 6 181 | 5 313 | 698 | 17 228 | 330 | 155 |
| 5998 | OPTICAL GOODS STORES | 254 | 212 | 10 529 | 9 629 | 2 066 | 39 803 | 494 | 244 |
| 5999 | TYPEWRITER STORES | 15 | 13 | 1 132 | 1 114 | 161 | 2 880 | 36 | 10 |
| | LUGGAGE, LEATHER GOODS STORES | 14 | 10 | 823 | 775 | 107 | 2 082 | 28 | 11 |
| | HOBBY, TOY, GAME SHOPS | 74 | 50 | 3 741 | 3 351 | 392 | 7 652 | 140 | 73 |
| | RELIGIOUS GOODS STORES | 23 | 17 | 2 485 | 2 391 | 333 | 6 118 | 113 | 18 |
| | PET SHOPS | 42 | 18 | 1 182 | 810 | 138 | 3 235 | 54 | 42 |
| | OTHER | 277 | 107 | 11 357 | 9 059 | 1 617 | 30 815 | 398 | 266 |
| NONSTORE RETAILERS* | | | | | | | | | |
| 53 PART* | TOTAL | 2 469 | 445 | 132 799 | 90 511 | 13 091 | 262 451 | 3 002 | 2 393 |
| 532 | MAIL-ORDER HOUSES | 35 | 21 | 8 468 | 8 320 | 696 | 14 668 | 216 | 27 |
| 534 | MERCHANT VENDING MACHINE OPERATORS | 251 | 117 | 45 537 | 42 885 | 5 920 | 121 297 | 1 201 | 218 |
| 535 | DIRECT SELLING (HOUSE-TO-HOUSE) ORGANIZATIONS | 2 183 | 307 | 78 794 | 39 306 | 6 475 | 126 486 | 1 585 | 2 148 |

Standard Notes: - Represents zero. (D) Withheld to avoid disclosure. (NA) Not available. (X) Not applicable.
 *Nonstore retailers, part of SIC major group 53, are shown separately in this table.

TABLE 4. Standard Metropolitan Statistical Areas: 1963-Continued

| SIC code | Standard metropolitan statistical area and kind of business | Establishments | | Sales | | Payroll, entire year (\$1,000) | Payroll, workweek ended nearest Nov. 15 (dollars) | Paid employees, workweek ended nearest Nov. 15 (number) | Active proprietors of unincorporated businesses (number) |
|-----------|--|---|--------------|---------------------------|-----------------------------|--------------------------------|---|---|--|
| | | Total | With payroll | Total, all establishments | Establishments with payroll | | | | |
| | | (number) | (number) | (\$1,000) | (\$1,000) | | | | |
| | FLINT SMSA | Consists of Genesee and Lapeer Counties, *Mich. | | | | | | | |
| | RETAIL TRADE, TDOTAL | 3 431 | 2 591 | 619 995 | 601 107 | 63 585 | 1 281 682 | 18 845 | 3 314 |
| | LUMBER, BUILDING MATERIALS, HARDWARE, FARM EQUIPMENT DEALERS | | | | | | | | |
| | TDOTAL | 212 | 174 | 33 057 | 32 033 | 3 760 | 74 871 | 846 | 201 |
| 521 | LUMBER YARDS | 34 | 34 | 13 421 | 13 421 | 1 475 | 28 685 | 295 | 14 |
| | BUILDING MATERIALS DEALERS | 19 | 15 | 2 844 | 2 690 | 255 | 5 459 | 52 | 18 |
| 522 | HEATING, PLUMBING EQUIPMENT DEALERS | 15 | 11 | 1 119 | (0) | (0) | (0) | (0) | (0) |
| 523 | PAINT, GLASS, WALLPAPER STORES | 30 | 24 | 2 166 | 1 982 | 336 | 7 390 | 75 | 26 |
| 524 | ELECTRICAL SUPPLY STORES | 3 | 1 | 71 | (0) | (0) | (0) | (0) | (0) |
| 5251 | HARDWARE STORES | 88 | 70 | 8 485 | 8 001 | 997 | 20 237 | 278 | 94 |
| 5252 | FARM EQUIPMENT DEALERS | 23 | 19 | 4 951 | 4 847 | 424 | 8 075 | 96 | 27 |
| | GENERAL MERCHANDISE GROUP STORES* | | | | | | | | |
| | TDOTAL | 109 | 97 | 72 905 | 72 717 | 8 411 | 180 942 | 3 237 | 83 |
| 531 | DEPARTMENT STORES | 14 | 14 | 53 628 | 53 628 | 5 932 | 132 226 | 2 240 | - |
| 533 | LIMITED PRICE VARIETY STORES | 48 | 44 | 9 668 | 9 642 | 1 375 | 25 230 | 627 | 45 |
| 539 | GENERAL MERCHANDISE STORES | 30 | 28 | 7 511 | 7 471 | 835 | 17 989 | 265 | 26 |
| | DRY GOODS STORES | 8 | 6 | 1 929 | 1 843 | 260 | 4 963 | 93 | 4 |
| | SEWING, NEEDLEWORK STORES | 9 | 5 | 169 | 133 | 9 | 534 | 12 | 8 |
| | FOOD STORES | | | | | | | | |
| | TDOTAL | 505 | 377 | 143 978 | 138 940 | 9 880 | 185 600 | 3 089 | 508 |
| 541 | GROCERY STORES, INCLUDING DELICATESSENS | 407 | 303 | 136 968 | 132 602 | 8 868 | 164 803 | 2 714 | 413 |
| 542 | MEAT MARKETS | 14 | 14 | 2 116 | 2 090 | 209 | 4 043 | 66 | 12 |
| | FISH (SEAFOOD) MARKETS | 5 | 1 | 67 | (0) | (0) | (0) | (0) | (0) |
| 543 | FRUIT STORES, VEGETABLE MARKETS | 10 | 4 | 177 | (0) | (0) | (0) | (0) | (0) |
| 544 | CANDY, NUT, CONFECTIONERY STORES | 16 | 6 | 202 | 128 | 12 | 205 | 11 | 16 |
| 545 | DAIRY PRODUCTS STORES | 11 | 11 | 621 | 621 | 68 | 1 498 | 26 | 11 |
| 546 | RETAIL BAKERIES | 38 | 34 | 3 127 | 2 691 | 572 | 12 105 | 228 | 36 |
| 5462 | RETAIL BAKERIES, MANUFACTURING | 27 | 23 | 1 581 | 1 145 | 268 | 5 569 | 110 | 33 |
| 5463 | RETAIL BAKERIES, MANUFACTURING | 11 | 11 | 1 546 | 1 546 | 304 | 6 536 | 118 | 3 |
| 549 | EGG AND POULTRY DEALERS | 4 | - | - | - | - | - | - | - |
| | OTHER | 4 | 4 | 700 | 692 | 140 | 2 598 | 38 | 5 |
| | AUTOMOTIVE DEALERS | | | | | | | | |
| | TOTAL | 246 | 180 | 146 855 | 145 281 | 12 552 | 237 587 | 2 158 | 211 |
| 551 | PASSENGER CAR DEALERS, FRANCHISED | 65 | 63 | 124 885 | 124 835 | 10 451 | 193 619 | 1 682 | 39 |
| | DOMESTIC CAR DEALERS | 55 | 53 | 101 191 | 101 141 | 7 960 | 141 324 | 1 334 | 38 |
| | IMPORTED CAR DEALERS | 4 | 4 | 2 556 | 2 556 | 285 | 5 267 | 61 | - |
| | DOMESTIC AND IMPORTED CAR DEALERS | 6 | 6 | 21 138 | 21 138 | 2 206 | 47 028 | 287 | 1 |
| 552 | PASSENGER CAR DEALERS, NONFRANCHISED | 85 | 43 | 7 271 | 6 063 | 461 | 8 154 | 99 | 90 |
| 553 | TIRE, BATTERY, ACCESSORY DEALERS | 50 | 38 | 8 571 | 8 473 | 1 143 | 23 752 | 247 | 45 |
| | HOME AND AUTO SUPPLY STORES | 8 | 8 | 1 263 | 1 263 | 172 | 3 486 | 59 | 6 |
| 559 | MISCELLANEOUS AIRCRAFT, MARINE, AUTOMOTIVE DEALERS | 38 | 28 | 4 865 | 4 647 | 325 | 8 576 | 71 | 31 |
| | AIRCRAFT, BOAT, MOTORCYCLE DEALERS | 15 | 11 | 1 587 | 1 453 | 144 | 3 190 | 31 | 15 |
| | HOUSEHOLD TRAILER DEALERS | 17 | 13 | 3 116 | 3 044 | 166 | 5 074 | 36 | 10 |
| | OTHER AUTOMOTIVE DEALERS | 6 | 4 | 162 | 150 | 15 | 312 | 4 | 6 |
| | GASOLINE SERVICE STATIONS | | | | | | | | |
| 55PT(554) | TOTAL | 442 | 384 | 47 834 | 45 800 | 3 973 | 93 934 | 1 366 | 458 |
| | APPAREL, ACCESSORY STORES | | | | | | | | |
| | TOTAL | 211 | 183 | 31 893 | 31 267 | 4 257 | 83 137 | 1 354 | 150 |
| 561,567 | MEN'S, BOYS' APPAREL STORES, CUSTOM TAILORS | 37 | 33 | 6 854 | 6 826 | 1 045 | 21 681 | 288 | 21 |
| 561 | MEN'S, BOYS' CLOTHING AND FURNISHINGS STORES | 33 | 33 | 6 826 | 6 826 | 1 045 | 21 681 | 288 | 17 |
| 567 | CUSTOM TAILORS | 4 | - | 28 | - | - | - | - | 4 |
| 562-3,568 | WOMEN'S CLOTHING, SPECIALTY STORES | 93 | 81 | 14 679 | 14 511 | 2 056 | 39 965 | 690 | 67 |
| 562 | WOMEN'S READY-TO-WEAR STORES | 61 | 53 | 12 575 | 12 441 | 1 781 | 34 385 | 601 | 46 |
| 563,568 | WOMEN'S ACCESSORY, SPECIALTY STORES, FURRIERS | 32 | 28 | 2 104 | 2 070 | 275 | 5 580 | 89 | 21 |
| 563 | MILLINERY STORES | 11 | 9 | 235 | 227 | 39 | 778 | 20 | 6 |
| | CORSET, LINGERIE STORES | 4 | 4 | 482 | 482 | 90 | 1 837 | 24 | 1 |
| | HOSIERY STORES | 1 | 1 | (0) | (0) | (0) | (0) | (0) | (0) |
| | APPAREL, ACCESSORY, OTHER SPECIALTY STORES | 14 | 12 | 721 | 695 | 57 | 1 159 | 28 | 13 |
| 568 | FURRIERS, FUR SHOPS | 2 | 2 | (0) | (0) | (0) | (0) | (0) | (0) |
| 565 | FAMILY CLOTHING STORES | 23 | 19 | 4 178 | 4 060 | 397 | 8 420 | 169 | 24 |
| 566 | SHOE STORES | 47 | 41 | 5 258 | 4 962 | 661 | 11 211 | 174 | 28 |
| | MEN'S SHOE STORES | 4 | 4 | 393 | 393 | 41 | 823 | 12 | 1 |
| | WOMEN'S SHOE STORES | 5 | 5 | 828 | 828 | 110 | 1 991 | 29 | 2 |
| | CHILDREN'S, JUVENILE, SHOE STORES | - | - | - | - | - | - | - | - |
| | FAMILY SHOE STORES | 38 | 32 | 4 037 | 3 741 | 510 | 8 397 | 133 | 25 |
| 564 | CHILDREN'S, INFANTS' WEAR STORES | 8 | 8 | (0) | (0) | (0) | (0) | (0) | (0) |
| 569 | MISCELLANEOUS APPAREL, ACCESSORY STORES | 3 | 1 | (0) | (0) | (0) | (0) | (0) | (0) |

Standard Notes: - Represents zero. (D) Withheld to avoid disclosure. (NA) Not available. (X) Not applicable.
 *Nonstore retailers, part of SIC major group 53, are shown separately in this table.

TABLE 4. Standard Metropolitan Statistical Areas: 1963-Continued

| SIC code | Standard metropolitan statistical area and kind of business | Establishments | | Sales | | Payroll, entire year (\$1,000) | Payroll, workweek ended nearest Nov. 15 (dollars) | Paid employees, workweek ended nearest Nov. 15 (number) | Active proprietors of unincorporated businesses (number) |
|-----------|---|----------------|--------------|---------------------------|-----------------------------|--------------------------------|---|---|--|
| | | Total | With payroll | Total, all establishments | Establishments with payroll | | | | |
| | | (number) | (number) | (\$1,000) | (\$1,000) | | | | |
| | <u>FLINT SMSA-Continued</u> | | | | | | | | |
| | <u>FURNITURE, HOME FURNISHINGS, EQUIPMENT STORES</u> | | | | | | | | |
| 57 | TOTAL | 204 | 166 | 31 770 | 30 834 | 3 897 | 81 765 | 833 | 168 |
| 571 | FURNITURE, HOME FURNISHINGS STORES | 95 | 69 | 18 415 | 17 931 | 2 567 | 53 908 | 508 | 82 |
| 5712 | FURNITURE STORES | 61 | 47 | 12 671 | 12 297 | 1 629 | 33 420 | 327 | 47 |
| 5713 | FLOOR COVERING STORES | 12 | 12 | 4 540 | 4 540 | 738 | 16 533 | 123 | 10 |
| 5714 | DRAPERY, CURTAIN, UPHOLSTERY STORES | 11 | 5 | 390 | 362 | 58 | 1 234 | 18 | 14 |
| 5715 | CHINA, GLASSWARE, METALWARE STORES | 7 | 3 | (D) | (D) | (D) | (D) | (D) | (D) |
| 5719 | MISCELLANEOUS HOME FURNISHINGS STORES | 4 | 2 | (D) | (D) | (D) | (D) | (D) | (D) |
| 572 | HOUSEHOLD APPLIANCE STORES | 49 | 41 | 5 962 | 5 540 | 629 | 12 581 | 140 | 32 |
| 5732 | RADIO, TELEVISION STORES | 36 | 36 | 5 847 | 5 847 | 450 | 8 592 | 107 | 31 |
| 5733 | MUSIC STORES | 24 | 20 | 1 516 | 1 516 | 251 | 6 684 | 78 | 23 |
| | RECORD SHOPS | 7 | 7 | 384 | 384 | 57 | 2 126 | 25 | 8 |
| | MUSICAL INSTRUMENT STORES | 17 | 13 | 1 162 | 1 132 | 194 | 4 558 | 53 | 15 |
| | <u>EATING, DRINKING PLACES</u> | | | | | | | | |
| 58 | TOTAL | 645 | 589 | 39 285 | 38 447 | 8 307 | 170 116 | 3 465 | 692 |
| 5812 | EATING PLACES | 418 | 378 | 25 945 | 25 373 | 6 210 | 126 400 | 2 661 | 428 |
| | RESTAURANTS, LUNCHROOMS | 331 | 299 | 19 275 | 18 769 | 4 494 | 89 838 | 1 969 | 353 |
| | CAFETERIAS | 9 | 9 | (D) | (D) | (D) | (D) | (D) | (D) |
| | REFRESHMENT PLACES | 70 | 66 | 3 335 | 3 301 | 661 | 12 491 | 349 | 65 |
| | CATERERS | 8 | 4 | (D) | (D) | (D) | (D) | (D) | (D) |
| 5813 | DRINKING PLACES (ALCOHOLIC BEVERAGES) | 227 | 211 | 13 340 | 13 074 | 2 097 | 43 716 | 804 | 264 |
| | <u>DRUG STORES, PROPRIETARY STORES</u> | | | | | | | | |
| 59PT(591) | TOTAL | 128 | 120 | 24 834 | 24 588 | 2 644 | 51 475 | 968 | 117 |
| 591 | DRUG STORES | 113 | 107 | 22 203 | 21 973 | 2 408 | 47 075 | 908 | 107 |
| | PROPRIETARY STORES | 15 | 13 | 2 631 | 2 615 | 236 | 4 400 | 60 | 10 |
| | <u>OTHER RETAIL STORES</u> | | | | | | | | |
| 59 Ex.591 | TOTAL | 413 | 275 | 29 088 | 27 182 | 3 463 | 68 652 | 949 | 415 |
| 592 | LIQUOR STORES | 33 | 27 | 3 423 | 3 229 | 174 | 3 720 | 67 | 35 |
| 593 | ANTIQUARIANS, SECONDHAND STORES | 76 | 44 | 2 544 | 2 296 | 343 | 6 286 | 116 | 73 |
| 5932 | ANTIQUARIANS | 13 | 1 | 129 | (D) | (D) | (D) | (D) | (D) |
| 5933 | SECONDHAND STORES | 63 | 43 | 2 415 | (D) | (D) | (D) | (D) | (D) |
| 594 | BOOK, STATIONERY STORES | 11 | 5 | 649 | 593 | 94 | 2 078 | 26 | 10 |
| 5942 | BOOK STORES | 4 | 2 | 209 | (D) | (D) | (D) | (D) | (D) |
| 5943 | STATIONERY STORES | 7 | 3 | 440 | (D) | (D) | (D) | (D) | (D) |
| 595 | SPORTING GOODS STORES, BICYCLE SHOPS | 20 | 14 | 2 528 | 2 398 | 385 | 6 801 | 81 | 19 |
| 5952 | SPORTING GOODS STORES | 18 | 14 | 2 510 | 2 398 | 385 | 6 801 | 81 | 17 |
| 5953 | BICYCLE SHOPS | 2 | - | 18 | - | - | - | - | 2 |
| 5962 | HAY, GRAIN, FEED STORES | 17 | 11 | 3 207 | 3 103 | 198 | 3 870 | 56 | 14 |
| 5969 | OTHER FARM SUPPLY STORES | 6 | 2 | 455 | (D) | (D) | (D) | (D) | (D) |
| | GARDEN SUPPLY STORES | 17 | 17 | 1 219 | 1 219 | 138 | 2 768 | 46 | 19 |
| 597 | JEWELRY STORES | 42 | 38 | 3 458 | 3 380 | 605 | 12 175 | 160 | 51 |
| 598 | FUEL, ICE DEALERS | 41 | 25 | 3 199 | 2 953 | 315 | 7 851 | 92 | 39 |
| 5982 | COAL AND WOOD DEALERS | 8 | 8 | 1 314 | 1 314 | 133 | 3 214 | 37 | 8 |
| | ICE DEALERS | - | - | - | - | - | - | - | - |
| 5983 | FUEL OIL DEALERS | 24 | 14 | 1 711 | (D) | (D) | (D) | (D) | (D) |
| 5984 | BOTTLED GAS DEALERS | 9 | 3 | 174 | (D) | (D) | (D) | (D) | (D) |
| 5992 | FLORISTS | 44 | 26 | 1 816 | 1 508 | 278 | 5 506 | 81 | 52 |
| 5993 | CIGAR STORES, STANOS | 4 | 4 | 255 | 255 | 22 | 362 | 8 | 3 |
| 5994 | NEWS DEALERS, NEWSSTANOS | 2 | 2 | (D) | (D) | (D) | (D) | (D) | (D) |
| 5996 | CAMERA, PHOTOGRAPHIC SUPPLY STORES | 6 | 6 | 2 599 | 2 599 | 226 | 3 894 | 36 | 5 |
| 5997 | GIFT, NOVELTY, SOUVENIR SHOPS | 12 | 6 | 234 | 156 | 17 | 349 | 10 | 13 |
| 5998 | OPTICAL GOODS STORES | 21 | 19 | 921 | 875 | 159 | 2 992 | 37 | 17 |
| 5999 | TYPEWRITER STORES | 2 | 2 | (D) | (D) | (D) | (D) | (D) | (D) |
| | LUGGAGE, LEATHER GOODS STORES | - | - | 3 | 3 | 2 | 22 | 1 | - |
| | HOBBY, TOY, GAME SHOPS | 13 | 5 | 407 | 333 | 45 | 791 | 13 | 11 |
| | RELIGIOUS GOODS STORES | 3 | 1 | 176 | (D) | (D) | (D) | (D) | (D) |
| | PET SHOPS | 6 | 2 | 99 | (D) | (D) | (D) | (D) | (D) |
| | OTHER | 37 | 19 | 1 135 | 961 | 180 | 3 135 | 47 | 36 |
| | <u>NONSTORE RETAILERS*</u> | | | | | | | | |
| 53 PART* | TOTAL | 316 | 46 | 18 496 | 14 018 | 2 441 | 53 603 | 580 | 311 |
| 532 | MAIL-OROER HOUSES | 5 | 3 | 1 018 | (D) | (D) | (D) | (D) | (D) |
| 534 | MERCHANDISE VENDING MACHINE OPERATORS | 32 | 16 | 9 805 | 9 589 | 1 652 | 35 667 | 367 | 31 |
| 535 | DIRECT SELLING (HOUSE-TO-HOUSE) ORGANIZATIONS | 279 | 27 | 7 673 | (D) | (D) | (D) | (D) | (D) |

Standard Notes: - Represents zero. (D) Withheld to avoid disclosure. (NA) Not available. (X) Not applicable.
 *Nonstore retailers, part of SIC major group 53, are shown separately in this table.

TABLE 4. Standard Metropolitan Statistical Areas: 1963—Continued

| SIC code | Standard metropolitan statistical area and kind of business | Establishments | | Sales | | Payroll, entire year (\$1,000) | Payroll, workweek ended nearest Nov. 15 (dollars) | Paid employees, workweek ended nearest Nov. 15 (number) | Active proprietors of unincorporated businesses (number) |
|--------------------------|--|---|--------------|---------------------------|-----------------------------|--------------------------------|---|---|--|
| | | Total | With payroll | Total, all establishments | Establishments with payroll | | | | |
| | | (number) | (number) | (\$1,000) | (\$1,000) | | | | |
| GRAND RAPIDS SMSA | | Consists of Kent and Ottawa Counties, Mich. | | | | | | | |
| | RETAIL TRADE, TOTAL | 3 996 | 2 996 | 663 398 | 641 808 | 70 150 | 1 385 366 | 22 150 | 3 949 |
| | LUMBER, BUILDING MATERIALS, HARDWARE, FARM EQUIPMENT DEALERS | | | | | | | | |
| 52 | TOTAL | 264 | 206 | 40 613 | 39 111 | 4 910 | 90 733 | 1 064 | 284 |
| 521 | LUMBER YARDS | 39 | 39 | 16 823 | 16 823 | 2 215 | 38 945 | 414 | 23 |
| | BUILDING MATERIALS DEALERS | 25 | 19 | 3 387 | 3 339 | 359 | 6 731 | 75 | 21 |
| 522 | HEATING, PLUMBING EQUIPMENT DEALERS | 30 | 16 | 2 383 | 1 773 | 356 | 7 093 | 71 | 36 |
| 523 | PAINT, GLASS, WALLPAPER STORES | 32 | 26 | (0) | (0) | (0) | (0) | (0) | (0) |
| 524 | ELECTRICAL SUPPLY STORES | 3 | 3 | (0) | (0) | (0) | (0) | (0) | (0) |
| 5251 | HARDWARE STORES | 92 | 70 | 9 324 | 8 802 | 1 000 | 19 225 | 288 | 118 |
| 5252 | FARM EQUIPMENT DEALERS | 43 | 33 | 6 832 | 6 554 | 658 | 12 884 | 150 | 54 |
| | GENERAL MERCHANDISE GROUP STORES* | | | | | | | | |
| 53 PART* | TOTAL | 123 | 111 | 80 232 | 80 028 | 11 383 | 228 306 | 3 975 | 100 |
| 531 | DEPARTMENT STORES | 12 | 12 | 65 404 | 65 404 | 9 214 | 185 878 | 3 007 | - |
| 533 | LIMITED PRICE VARIETY STORES | 63 | 59 | 9 674 | 9 600 | 1 625 | 32 044 | 742 | 45 |
| 539 | GENERAL MERCHANDISE STORES | 29 | 23 | 4 041 | (0) | (0) | (0) | (0) | (0) |
| | DRY GOODS STORES | 14 | 14 | 820 | 820 | 84 | 1 643 | 46 | 14 |
| | SEWING, NEEDLEWORK STORES | 5 | 3 | 293 | (0) | (0) | (0) | (0) | (0) |
| | FOOD STORES | | | | | | | | |
| 54 | TOTAL | 598 | 460 | 160 059 | 156 151 | 11 202 | 232 245 | 4 034 | 601 |
| 541 | GROCERY STORES, INCLUDING DELICATESSENS | 417 | 343 | 150 171 | 147 847 | 9 806 | 202 119 | 3 456 | 402 |
| 542 | MEAT MARKETS | 30 | 18 | 2 826 | 2 506 | 193 | 3 990 | 60 | 30 |
| | FISH (SEAFOOD) MARKETS | 7 | 3 | 414 | 362 | 20 | 1 187 | 14 | 9 |
| 543 | FRUIT STORES, VEGETABLE MARKETS | 21 | 13 | 1 288 | 924 | 76 | 1 411 | 41 | 28 |
| 544 | CANOE, NUT, CONFECTIONERY STORES | 28 | 16 | 453 | 373 | 49 | 846 | 23 | 26 |
| 545 | DAIRY PRODUCTS STORES | 17 | 7 | 637 | 375 | 59 | 1 097 | 32 | 18 |
| 546 | RETAIL BAKERIES | 68 | 56 | 3 420 | 2 990 | 808 | 16 357 | 361 | 81 |
| 5462 | RETAIL BAKERIES, MANUFACTURING | 47 | 39 | 2 514 | 2 264 | 678 | 13 860 | 287 | 52 |
| 5463 | RETAIL BAKERIES, NONMANUFACTURING | 21 | 17 | 906 | 726 | 130 | 2 497 | 74 | 29 |
| 549 | EGG AND POULTRY DEALERS | 4 | - | 68 | - | - | - | - | 4 |
| | OTHER | 6 | 4 | 782 | 774 | 191 | 5 238 | 47 | 3 |
| | AUTOMOTIVE DEALERS | | | | | | | | |
| 55 EX-554 | TOTAL | 306 | 214 | 140 121 | 136 533 | 11 904 | 223 293 | 2 148 | 271 |
| 551 | PASSENGER CAR DEALERS, FRANCHISED | 78 | 76 | 112 878 | 112 830 | 9 264 | 172 515 | 1 609 | 43 |
| | DOMESTIC CAR DEALERS | 63 | 61 | 92 092 | 92 044 | 7 284 | 136 875 | 1 275 | 36 |
| | IMPORTED CAR DEALERS | 9 | 9 | 5 553 | 5 553 | 671 | 13 553 | 129 | 6 |
| | DOMESTIC AND IMPORTED CAR DEALERS | 6 | 6 | 15 233 | 15 233 | 1 309 | 22 087 | 205 | 1 |
| 552 | PASSENGER CAR DEALERS, NONFRANCHISED | 134 | 64 | 12 725 | 9 417 | 554 | 11 200 | 136 | 142 |
| 553 | TIRE, BATTERY, ACCESSORY DEALERS | 53 | 47 | 8 596 | 8 560 | 1 656 | 32 478 | 315 | 47 |
| | HOME AND AUTO SUPPLY STORES | 3 | 3 | 459 | 459 | 45 | 867 | 11 | 3 |
| 559 | MISCELLANEOUS AIRCRAFT, MARINE, AUTOMOTIVE DEALERS | 38 | 24 | 5 463 | 5 267 | 385 | 6 233 | 77 | 36 |
| | AIRCRAFT, BOAT, MOTORCYCLE DEALERS | 25 | 15 | 2 199 | (0) | (0) | (0) | (0) | (0) |
| | HOUSEHOLD TRAILER DEALERS | 10 | 8 | 3 141 | 3 137 | 195 | 2 912 | 41 | 5 |
| | OTHER AUTOMOTIVE DEALERS | 3 | 1 | 123 | (0) | (0) | (0) | (0) | (0) |
| | GASOLINE SERVICE STATIONS | | | | | | | | |
| 55PT(554) | TOTAL | 620 | 526 | 55 204 | 52 540 | 4 696 | 95 256 | 1 694 | 652 |
| | APPAREL, ACCESSORY STORES | | | | | | | | |
| 56 | TOTAL | 241 | 207 | 30 984 | 30 408 | 4 473 | 84 714 | 1 511 | 177 |
| 561,567 | MEN'S, BOYS' APPAREL STORES, CUSTOM TAILORS | 48 | 40 | 7 475 | 7 433 | 1 159 | 20 175 | 312 | 39 |
| 561 | MEN'S, BOYS' CLOTHING AND FURNISHINGS STORES | 40 | 38 | 6 890 | (0) | (0) | (0) | (0) | (0) |
| 567 | CUSTOM TAILORS | 8 | 2 | 585 | (0) | (0) | (0) | (0) | (0) |
| 562-3,568 | WOMEN'S CLOTHING, SPECIALTY STORES | 85 | 77 | 11 525 | 11 401 | 1 717 | 33 983 | 635 | 54 |
| 562 | WOMEN'S READY-TO-WEAR STORES | 53 | 51 | 9 097 | 9 091 | 1 381 | 27 259 | 481 | 32 |
| 563,568 | WOMEN'S ACCESSORY, SPECIALTY STORES, FURRIERS | 32 | 26 | 2 428 | 2 310 | 336 | 6 724 | 154 | 22 |
| 563 | MILLINERY STORES | 11 | 7 | 306 | 238 | 33 | 724 | 17 | 9 |
| | CORSET, LINGERIE STORES | 2 | 2 | (0) | (0) | (0) | (0) | (0) | (0) |
| | HOSIERY STORES | 2 | 2 | (0) | (0) | (0) | (0) | (0) | (0) |
| 568 | APPAREL, ACCESSORY, OTHER SPECIALTY STORES | 11 | 11 | 1 691 | 1 691 | 218 | 3 962 | 105 | 4 |
| | FURRIERS, FUR SHOPS | 6 | 4 | 300 | 250 | 66 | 1 422 | 24 | 6 |
| 565 | FAMILY CLOTHING STORES | 23 | 17 | 5 141 | 4 947 | 753 | 13 642 | 282 | 20 |
| 566 | SHOE STORES | 70 | 62 | 6 102 | 5 896 | 773 | 15 609 | 252 | 46 |
| | MEN'S SHOE STORES | 4 | 4 | 303 | 303 | 39 | 783 | 11 | 1 |
| | WOMEN'S SHOE STORES | 6 | 6 | 804 | 804 | 121 | 2 182 | 34 | - |
| | CHILDREN'S, JUVENILES' SHOE STORES | 1 | 1 | (0) | (0) | (0) | (0) | (0) | (0) |
| | FAMILY SHOE STORES | 59 | 51 | (0) | (0) | (0) | (0) | (0) | (0) |
| 564 | CHILDREN'S, INFANTS' WEAR STORES | 13 | 11 | 737 | 731 | 71 | 1 305 | 30 | 16 |
| 569 | MISCELLANEOUS APPAREL, ACCESSORY STORES | 2 | - | 4 | - | - | - | - | 2 |

Standard Notes: - Represents zero. (D) Withheld to avoid disclosure. (NA) Not available. (X) Not applicable.
 *Nonstore retailers, part of SIC major group 53, are shown separately in this table.

TABLE 4. Standard Metropolitan Statistical Areas: 1963-Continued

| SIC code | Standard metropolitan statistical area and kind of business | Establishments | | Sales | | Payroll, entire year (\$1,000) | Payroll, workweek ended nearest Nov. 15 (dollars) | Paid employees, workweek ended nearest Nov. 15 (number) | Active proprietors of unincorporated businesses (number) |
|--|---|----------------|--------------|--|--|-----------------------------------|--|--|---|
| | | Total | With payroll | Total, all establishments (\$1,000) | Establishments with payroll (\$1,000) | | | | |
| | | (number) | (number) | (number) | (number) | | | | |
| GRAND RAPIDS SMSA-Continued | | | | | | | | | |
| FURNITURE, HOME FURNISHINGS, EQUIPMENT STORES | | | | | | | | | |
| 57 | TOTAL | 292 | 204 | 36 910 | 34 916 | 4 516 | 86 917 | 977 | 291 |
| 571 | FURNITURE, HOME FURNISHINGS STORES | 164 | 106 | 21 633 | 20 291 | 2 780 | 52 140 | 600 | 175 |
| 5712 | FURNITURE STORES | 92 | 60 | 15 523 | 14 809 | 2 016 | 36 256 | 411 | 93 |
| 5713 | FLOOR COVERING STORES | 37 | 25 | 4 360 | 3 964 | 525 | 11 407 | 111 | 43 |
| 5714 | DRAPERY, CURTAIN, UPHOLSTERY STORES | 24 | 14 | 1 296 | 1 104 | 181 | 3 408 | 56 | 28 |
| 5715 | CHINA, GLASSWARE, METALWARE STORES | 6 | 4 | 321 | (0) | (0) | (0) | (0) | (0) |
| 5719 | MISCELLANEOUS HOME FURNISHINGS STORES | 5 | 3 | 133 | (0) | (0) | (0) | (0) | (0) |
| 572 | HOUSEHOLD APPLIANCE STORES | 71 | 55 | 9 698 | 9 410 | 1 057 | 21 128 | 223 | 60 |
| 5732 | RAOIO, TELEVISION STORES | 28 | 24 | 2 828 | 2 790 | 360 | 8 434 | 69 | 29 |
| 5733 | MUSIC STORES | 29 | 19 | 2 751 | 2 425 | 319 | 5 215 | 85 | 27 |
| | RECORD SHOPS | 9 | 5 | 251 | 203 | 20 | 372 | 9 | 7 |
| | MUSICAL INSTRUMENT STORES | 20 | 14 | 2 500 | 2 222 | 299 | 4 843 | 76 | 20 |
| EATING, DRINKING PLACES | | | | | | | | | |
| 58 | TOTAL | 600 | 536 | 35 471 | 34 675 | 7 675 | 166 548 | 3 817 | 637 |
| 5812 | EATING PLACES | 408 | 354 | 25 599 | 24 987 | 6 141 | 135 592 | 3 134 | 422 |
| | RESTAURANTS, LUNCHROOMS | 286 | 252 | 18 011 | 17 727 | 4 473 | 102 706 | 2 261 | 299 |
| | CAFETERIAS | 19 | 19 | 1 985 | 1 985 | 527 | 10 655 | 251 | 18 |
| | REFRESHMENT PLACES | 85 | 67 | 4 410 | 4 120 | 919 | 17 741 | 528 | 87 |
| | CATERERS | 18 | 16 | 1 193 | 1 155 | 222 | 4 490 | 94 | 18 |
| 5813 | DRINKING PLACES (ALCOHOLIC BEVERAGES) | 192 | 182 | 9 872 | 9 688 | 1 534 | 30 956 | 683 | 215 |
| DRUG STORES, PROPRIETARY STORES | | | | | | | | | |
| 59PT(591) | TOTAL | 147 | 145 | 25 431 | 25 365 | 3 055 | 55 511 | 1 136 | 139 |
| 591 | DRUG STORES | 133 | 131 | 23 640 | 23 574 | 2 882 | 52 121 | 1 058 | 126 |
| | PROPRIETARY STORES | 14 | 14 | 1 791 | 1 791 | 173 | 3 390 | 78 | 13 |
| OTHER RETAIL STORES | | | | | | | | | |
| 59 EX.591 | TOTAL | 555 | 347 | 44 692 | 41 418 | 4 777 | 93 472 | 1 384 | 562 |
| 592 | LIQUOR STORES | 35 | 31 | 4 335 | 4 223 | 222 | 4 472 | 90 | 46 |
| 593 | ANTIQUE STORES, SECONOHANO STORES | 71 | 33 | 3 052 | 2 526 | 329 | 6 573 | 112 | 65 |
| 5932 | ANTIQUE STORES | 14 | - | 328 | - | - | - | - | 14 |
| 5933 | SECONOHANO STORES | 57 | 33 | 2 724 | 2 526 | 329 | 6 573 | 112 | 51 |
| 594 | BOOK, STATIONERY STORES | 17 | 17 | 1 673 | 1 673 | 235 | 5 044 | 89 | 15 |
| 5942 | BOOK STORES | 6 | 6 | 1 007 | 1 007 | 131 | 2 490 | 44 | 6 |
| 5943 | STATIONERY STORES | 11 | 11 | 666 | 666 | 104 | 2 554 | 45 | 9 |
| 595 | SPORTING GOODS STORES, BICYCLE SHOPS | 60 | 32 | 3 626 | 3 092 | 322 | 6 395 | 84 | 70 |
| 5952 | SPORTING GOODS STORES | 50 | 28 | 3 310 | 2 870 | 300 | 6 028 | 79 | 59 |
| 5953 | BICYCLE SHOPS | 10 | 4 | 316 | 222 | 22 | 367 | 5 | 11 |
| 5962 | HAY, GRAIN, FEED STORES | 34 | 28 | 9 741 | 9 533 | 575 | 10 941 | 160 | 23 |
| 5969 | OTHER FARM SUPPLY STORES | 12 | 10 | 4 833 | 4 797 | 369 | 7 118 | 65 | 10 |
| | GARDEN SUPPLY STORES | 7 | 7 | 1 512 | 1 512 | 180 | 3 730 | 71 | 10 |
| 597 | JEWELRY STORES | 49 | 33 | 3 396 | 3 238 | 639 | 13 193 | 176 | 44 |
| 598 | FUEL, ICE DEALERS | 29 | 21 | 2 448 | 2 348 | 383 | 7 309 | 82 | 24 |
| 5982 | COAL AND WOOD DEALERS | 13 | 9 | 860 | (0) | (0) | (0) | (0) | (0) |
| | ICE DEALERS | 4 | - | - | - | - | - | - | - |
| 5983 | FUEL OIL DEALERS | 4 | 2 | 463 | (0) | (0) | (0) | (0) | (0) |
| 5984 | BOTTLED GAS DEALERS | 12 | 10 | 1 125 | 1 117 | 202 | 4 077 | 42 | 10 |
| 5992 | FLORISTS | 49 | 37 | 2 921 | 2 719 | 615 | 10 038 | 171 | 57 |
| 5993 | CIGAR STORES, STANOS | 6 | 2 | 206 | (0) | (0) | (0) | (0) | (0) |
| 5994 | NEWS DEALERS, NEWSSTANOS | 11 | 5 | 714 | 520 | 53 | 1 710 | 24 | 10 |
| 5996 | CAMERA, PHOTOGRAPHIC SUPPLY STORES | 10 | 10 | 1 094 | 1 094 | 123 | 2 321 | 35 | 12 |
| 5997 | GIFT, NOVELTY, SOUVENIR SHOPS | 26 | 10 | 314 | 170 | 24 | 461 | 14 | 28 |
| 5998 | OPTICAL GOODS STORES | 33 | 29 | 916 | 858 | 195 | 3 774 | 53 | 31 |
| 5999 | TYPEWRITER STORES | - | - | - | - | - | - | - | - |
| | LUGGAGE, LEATHER GOODS STORES | 10 | 4 | 350 | 310 | 32 | 971 | 15 | 10 |
| | HOBBY, TOY, GAME SHOPS | 12 | 4 | 250 | 146 | 17 | 309 | 11 | 13 |
| | RELIGIOUS GOODS STORES | 3 | 1 | 89 | (0) | (0) | (0) | (0) | (0) |
| | PET SHOPS | 8 | 4 | 232 | 186 | 28 | 654 | 10 | 10 |
| | OTHER | 73 | 29 | 2 990 | 2 374 | 424 | 8 237 | 115 | 76 |
| NONSTORE RETAILERS* | | | | | | | | | |
| 53 PART* | TOTAL | 250 | 40 | 13 681 | 10 663 | 1 559 | 28 371 | 410 | 235 |
| 532 | MAIL-ORDER HOUSES | 12 | 6 | 2 826 | 2 744 | 301 | 4 395 | 73 | 9 |
| 534 | MERCHANTISE VENDING MACHINE OPERATORS | 21 | 11 | 4 327 | 3 879 | 444 | 9 533 | 116 | 16 |
| 535 | DIRECT SELLING (HOUSE-TO-HOUSE) ORGANIZATIONS | 217 | 23 | 6 528 | 4 040 | 814 | 14 443 | 221 | 210 |

Standard Notes: - Represents zero. (D) Withheld to avoid disclosure. (NA) Not available. (X) Not applicable.
*Nonstore retailers, part of SIC major group 53, are shown separately in this table.

TABLE 4. Standard Metropolitan Statistical Areas: 1963—Continued

| SIC code | Standard metropolitan statistical area and kind of business | Establishments | | Sales | | Payroll, entire year (\$1,000) | Payroll, workweek ended nearest Nov. 15 (dollars) | Paid employees, workweek ended nearest Nov. 15 (number) | Active proprietors of unincorporated businesses (number) |
|------------|--|--|--------------|---------------------------|-----------------------------|--------------------------------|---|---|--|
| | | Total | With payroll | Total, all establishments | Establishments with payroll | | | | |
| | | (number) | (number) | (\$1,000) | (\$1,000) | | | | |
| | JACKSON SMSA | Coextensive with Jackson County, Mich. | | | | | | | |
| | RETAIL TRADE, TOTAL | 1 146 | 850 | 171 136 | 165 134 | 18 026 | 355 399 | 5 471 | 1 121 |
| | LUMBER, BUILDING MATERIALS, HARDWARE, FARM EQUIPMENT DEALERS | | | | | | | | |
| | TOTAL | 96 | 66 | 11 513 | 10 997 | 1 249 | 24 112 | 280 | 93 |
| 52 | LUMBER YARDS | 17 | 17 | 4 024 | 4 024 | 451 | 8 396 | 82 | 12 |
| | BUILDING MATERIALS DEALERS | 4 | 4 | 539 | 539 | 61 | 1 383 | 24 | 4 |
| 522 | HEATING, PLUMBING EQUIPMENT DEALERS | 19 | 5 | 781 | 675 | 112 | 2 293 | 24 | 19 |
| 523 | PAINT, GLASS, WALLPAPER STORES | 10 | 8 | (0) | (0) | (0) | (0) | (0) | (0) |
| 524 | ELECTRICAL SUPPLY STORES | 1 | 1 | (0) | (0) | (0) | (0) | (0) | (0) |
| 5251 | HARDWARE STORES | 30 | 22 | 2 383 | 2 047 | 232 | 4 508 | 64 | 34 |
| 5252 | FARM EQUIPMENT DEALERS | 15 | 9 | 2 908 | 2 838 | 241 | 4 460 | 52 | 17 |
| | GENERAL MERCHANDISE GROUP STORES* | | | | | | | | |
| | TOTAL | 43 | 35 | 20 517 | 20 413 | 2 476 | 53 114 | 846 | 32 |
| 53 PART* | DEPARTMENT STORES | 5 | 5 | 14 852 | 14 852 | 1 703 | 37 879 | 528 | - |
| 533 | LIMITED PRICE VARIETY STORES | 26 | 20 | 4 701 | 4 625 | 704 | 13 979 | 298 | 19 |
| 539 | GENERAL MERCHANDISE STORES | 9 | 7 | 766 | 738 | 54 | 1 004 | 16 | 9 |
| | DRY GOODS STORES | 1 | 1 | (0) | (0) | (0) | (0) | (0) | (0) |
| | SEWING, NEEDLEWORK STORES | 2 | 2 | (0) | (0) | (0) | (0) | (0) | (0) |
| | FOOD STORES | | | | | | | | |
| | TOTAL | 173 | 129 | 41 949 | 40 681 | 2 969 | 61 138 | 943 | 181 |
| 541 | GROCERY STORES, INCLUDING DELICATESSENS | 141 | 107 | 40 465 | 39 295 | 2 761 | 56 834 | 854 | 147 |
| 542 | MEAT MARKETS | 3 | 3 | 492 | 492 | 45 | 807 | 13 | 2 |
| | FISH (SEAFOOD), MARKETS | 3 | 1 | 40 | (0) | (0) | (0) | (0) | (0) |
| 543 | FRUIT STORES, VEGETABLE MARKETS | 4 | 2 | 78 | (0) | (0) | (0) | (0) | (0) |
| 544 | CANDY, NUT, CONFECTIONERY STORES | 5 | 1 | 74 | (0) | (0) | (0) | (0) | (0) |
| 545 | DAIRY PRODUCTS STORES | 5 | 3 | 152 | (0) | (0) | (0) | (0) | (0) |
| 546 | RETAIL BAKERIES | 12 | 12 | 648 | 648 | 126 | 2 735 | 51 | 17 |
| 5462 | RETAIL BAKERIES, MANUFACTURING | 6 | 6 | (0) | (0) | (0) | (0) | (0) | (0) |
| 5463 | RETAIL BAKERIES, NONMANUFACTURING | 6 | 6 | (0) | (0) | (0) | (0) | (0) | (0) |
| 549 | EGG AND POULTRY DEALERS | - | - | - | - | - | - | - | - |
| | OTHER | - | - | - | - | - | - | - | - |
| | AUTOMOTIVE DEALERS | | | | | | | | |
| | TOTAL | 76 | 58 | 36 977 | 35 893 | 3 571 | 64 800 | 570 | 67 |
| 55 EX. 554 | PASSENGER CAR DEALERS, FRANCHISED | 22 | 22 | 31 000 | 31 000 | 3 050 | 55 243 | 456 | 8 |
| 551 | DOMESTIC CAR DEALERS | 14 | 14 | 15 029 | 15 029 | 1 342 | 24 606 | 217 | 5 |
| | IMPORTED CAR DEALERS | 3 | 3 | (0) | (0) | (0) | (0) | (0) | (0) |
| | DOMESTIC AND IMPORTED CAR DEALERS | 5 | 5 | (0) | (0) | (0) | (0) | (0) | (0) |
| 552 | PASSENGER CAR DEALERS, NONFRANCHISED | 20 | 10 | 1 956 | 1 320 | 94 | 1 747 | 25 | 22 |
| 553 | TIRE, BATTERY, ACCESSORY DEALERS | 16 | 14 | 2 235 | 2 211 | 322 | 5 869 | 65 | 15 |
| | HOME AND AUTO SUPPLY STORES | 2 | 2 | (0) | (0) | (0) | (0) | (0) | (0) |
| 559 | MISCELLANEOUS AIRCRAFT, MARINE, AUTOMOTIVE DEALERS | 16 | 10 | (0) | (0) | (0) | (0) | (0) | (0) |
| | AIRCRAFT, BOAT, MOTORCYCLE DEALERS | 9 | 7 | 918 | 906 | 58 | 895 | 13 | 12 |
| | HOUSEHOLD TRAILER DEALERS | 6 | 2 | (0) | (0) | (0) | (0) | (0) | (0) |
| | OTHER AUTOMOTIVE DEALERS | 1 | 1 | (0) | (0) | (0) | (0) | (0) | (0) |
| | GASOLINE SERVICE STATIONS | | | | | | | | |
| 55PT(554) | TOTAL | 157 | 129 | 13 311 | 12 561 | 1 039 | 21 678 | 382 | 154 |
| | APPAREL, ACCESSORY STORES | | | | | | | | |
| | TOTAL | 47 | 39 | 9 368 | 9 286 | 1 276 | 26 180 | 462 | 30 |
| 561, 567 | MEN'S, BOYS' APPAREL STORES, CUSTOM TAILORS | 9 | 7 | 2 268 | 2 256 | 335 | 6 681 | 96 | 8 |
| 561 | MEN'S, BOYS' CLOTHING AND FURNISHINGS STORES | 7 | 7 | 2 256 | 2 256 | 335 | 6 681 | 96 | 6 |
| 567 | CUSTOM TAILORS | 2 | - | 12 | - | - | - | - | 2 |
| 562-3, 568 | WOMEN'S CLOTHING, SPECIALTY STORES | 19 | 15 | 4 998 | 4 936 | 706 | 14 870 | 281 | 12 |
| 562 | WOMEN'S READY-TO-WEAR STORES | 13 | 11 | 4 898 | 4 850 | 690 | 14 546 | 270 | 8 |
| 563, 568 | WOMEN'S ACCESSORY, SPECIALTY STORES, FURRIERS | 6 | 4 | 100 | 86 | 16 | 324 | 11 | 4 |
| 563 | MILLINERY STORES | 1 | 1 | (0) | (0) | (0) | (0) | (0) | (0) |
| | CORSET, LINGERIE STORES | 2 | - | 14 | - | - | - | - | 2 |
| | HOSIERY STORES | - | - | - | - | - | - | - | - |
| | APPAREL, ACCESSORY, OTHER SPECIALTY STORES | 3 | 3 | (0) | (0) | (0) | (0) | (0) | (0) |
| 568 | FURRIERS, FUR SHOPS | - | - | - | - | - | - | - | - |
| 565 | FAMILY CLOTHING STORES | 4 | 4 | 939 | 939 | 86 | 1 919 | 40 | 6 |
| 566 | SHOE STORES | 15 | 13 | 1 163 | 1 155 | 149 | 2 710 | 45 | 4 |
| | MEN'S SHOE STORES | 1 | 1 | (0) | (0) | (0) | (0) | (0) | (0) |
| | WOMEN'S SHOE STORES | 2 | 2 | (0) | (0) | (0) | (0) | (0) | (0) |
| | CHILDREN'S, JUVENILES' SHOE STORES | 1 | 1 | (0) | (0) | (0) | (0) | (0) | (0) |
| | FAMILY SHOE STORES | 11 | 9 | 818 | 810 | 98 | 1 843 | 31 | 4 |
| 564 | CHILDREN'S, INFANTS' WEAR STORES | - | - | - | - | - | - | - | - |
| 569 | MISCELLANEOUS APPAREL, ACCESSORY STORES | - | - | - | - | - | - | - | - |

Standard Notes: - Represents zero. (D) Withheld to avoid disclosure. (NA) Not available. (X) Not applicable.
 *Nonstore retailers, part of SIC major group 53, are shown separately in this table.

TABLE 4. Standard Metropolitan Statistical Areas: 1963-Continued

| SIC code | Standard metropolitan statistical area and kind of business | Establishments | | Sales | | Payroll, entire year (\$1,000) | Payroll, workweek ended nearest Nov. 15 (dollars) | Paid employees, workweek ended nearest Nov. 15 (number) | Active proprietors of unincorporated businesses (number) |
|--|---|----------------|-----------------------|-------------------------------------|---------------------------------------|--------------------------------|---|---|--|
| | | Total (number) | With payroll (number) | Total, all establishments (\$1,000) | Establishments with payroll (\$1,000) | | | | |
| JACKSON SMSA-Continued | | | | | | | | | |
| FURNITURE, HOME FURNISHINGS, EQUIPMENT STORES | | | | | | | | | |
| 57 | TOTAL | 61 | 43 | 7 159 | 6 939 | 969 | 17 598 | 221 | 52 |
| 571 | FURNITURE, HOME FURNISHINGS STORES | 31 | 17 | 3 532 | 3 346 | 544 | 8 872 | 113 | 23 |
| 5712 | FURNITURE STORES | 18 | 12 | 2 886 | 2 782 | 424 | 6 803 | 85 | 11 |
| 5713 | FLOOR COVERING STORES | 8 | 4 | 403 | 375 | 53 | 755 | 9 | 8 |
| 5714 | DRAPERY, CURTAIN, UPHOLSTERY STORES | 1 | 1 | (0) | (0) | (0) | (0) | (0) | (0) |
| 5715 | CHINA, GLASSWARE, METALWARE STORES | 2 | - | (0) | (0) | (0) | (0) | (0) | 2 |
| 5719 | MISCELLANEOUS HOME FURNISHINGS STORES | 2 | - | (0) | (0) | (0) | (0) | (0) | (0) |
| 572 | HOUSEHOLD APPLIANCE STORES | 17 | 13 | 2 394 | 2 360 | 278 | 5 768 | 70 | 17 |
| 5732 | RADIO, TELEVISION STORES | 9 | 9 | 748 | 748 | 107 | 2 125 | 25 | 9 |
| 5733 | MUSIC STORES | 4 | 4 | 485 | 485 | 40 | 833 | 13 | 3 |
| | RECORD SHOPS | - | - | - | - | - | - | - | - |
| | MUSICAL INSTRUMENT STORES | 4 | 4 | 485 | 485 | 40 | 833 | 13 | 3 |
| EATING, DRINKING PLACES | | | | | | | | | |
| 58 | TOTAL | 230 | 208 | 11 886 | 11 630 | 2 375 | 47 902 | 1 166 | 252 |
| 5812 | EATING PLACES | 144 | 130 | 7 756 | 7 662 | 1 769 | 34 508 | 906 | 150 |
| | RESTAURANTS, LUNCHROOMS | 98 | 94 | 6 005 | 5 979 | 1 376 | 27 008 | 710 | 107 |
| | CAFETERIAS | 7 | 7 | (0) | (0) | (0) | (0) | (0) | (0) |
| | REFRESHMENT PLACES | 36 | 26 | 1 349 | 1 281 | 262 | 4 933 | 144 | 37 |
| | CATERERS | 3 | 3 | (0) | (0) | (0) | (0) | (0) | (0) |
| 5813 | DRINKING PLACES (ALCOHOLIC BEVERAGES) | 86 | 78 | 4 130 | 3 968 | 606 | 13 394 | 260 | 102 |
| DRUG STORES, PROPRIETARY STORES | | | | | | | | | |
| 59PT(591) | TOTAL | 48 | 38 | 5 768 | 5 480 | 814 | 13 887 | 221 | 39 |
| 591 | DRUG STORES | 41 | 33 | 5 033 | 4 751 | 753 | 12 719 | 203 | 33 |
| | PROPRIETARY STORES | 7 | 5 | 735 | 729 | 61 | 1 168 | 18 | 6 |
| OTHER RETAIL STORES | | | | | | | | | |
| 59 EX.591 | TOTAL | 147 | 93 | 9 349 | 8 539 | 993 | 19 103 | 301 | 155 |
| 592 | LIQUOR STORES | 18 | 16 | 2 172 | 2 060 | 93 | 1 927 | 57 | 24 |
| 593 | ANTIQUARIAN STORES, SECONOHANO STORES | 18 | 4 | 369 | 161 | 33 | 773 | 11 | 21 |
| 5932 | ANTIQUARIAN STORES | 4 | - | 146 | - | - | - | - | 4 |
| 5933 | SECONOHANO STORES | 14 | 4 | 223 | 161 | 33 | 773 | 11 | 17 |
| 594 | BOOK, STATIONERY STORES | 2 | 2 | (0) | (0) | (0) | (0) | (0) | (0) |
| 5942 | BOOK STORES | 2 | 2 | (0) | (0) | (0) | (0) | (0) | (0) |
| 5943 | STATIONERY STORES | - | - | - | - | - | - | - | - |
| 595 | SPORTING GOODS STORES, BICYCLE SHOPS | 7 | 7 | 456 | 456 | 54 | 1 169 | 13 | 8 |
| 5952 | SPORTING GOODS STORES | 6 | 6 | (0) | (0) | (0) | (0) | (0) | (0) |
| 5953 | BICYCLE SHOPS | 1 | 1 | (0) | (0) | (0) | (0) | (0) | (0) |
| 5962 | HAY, GRAIN, FEED STORES | 4 | 4 | 584 | 584 | 43 | 679 | 8 | 5 |
| 5969 | OTHER FARM SUPPLY STORES | 5 | 1 | 157 | (0) | (0) | (0) | (0) | (0) |
| | GARDEN SUPPLY STORES | 4 | 4 | 500 | 500 | 63 | 1 198 | 17 | 5 |
| 597 | JEWELRY STORES | 12 | 8 | 966 | 924 | 167 | 2 220 | 33 | 11 |
| 598 | FUEL, ICE DEALERS | 20 | 14 | 2 038 | 2 006 | 276 | 5 795 | 63 | 17 |
| 5982 | COAL AND WOOD DEALERS | 6 | 6 | 780 | 780 | 104 | 2 156 | 28 | 5 |
| | ICE DEALERS | - | - | - | - | - | - | - | - |
| 5983 | FUEL OIL DEALERS | 5 | 3 | 796 | 792 | 63 | 1 354 | 13 | 4 |
| 5984 | BOTTLED GAS DEALERS | 9 | 5 | 462 | 434 | 109 | 2 285 | 22 | 8 |
| 5992 | FLORISTS | 11 | 7 | 539 | 467 | 102 | 1 757 | 29 | 14 |
| 5993 | CIGAR STORES, STANOS | 7 | 3 | 130 | 76 | 15 | 353 | 10 | 5 |
| 5994 | NEWS DEALERS, NEWSSTANOS | - | - | - | - | - | - | - | - |
| 5996 | CAMERA, PHOTOGRAPHIC SUPPLY STORES | 5 | 5 | 389 | 389 | 41 | 814 | 15 | 3 |
| 5997 | GIFT, NOVELTY, SOUVENIR SHOPS | 8 | 2 | 99 | (0) | (0) | (0) | (0) | (0) |
| 5998 | OPTICAL GOODS STORES | 4 | 4 | 233 | 233 | 28 | 776 | 8 | 4 |
| 5999 | TYPEWRITER STORES | 1 | 1 | (0) | (0) | (0) | (0) | (0) | (0) |
| | LUGGAGE, LEATHER GOODS STORES | 1 | 1 | (0) | (0) | (0) | (0) | (0) | (0) |
| | HOBBY, TOY, GAME SHOPS | 3 | 3 | (0) | (0) | (0) | (0) | (0) | (0) |
| | RELIGIOUS GOODS STORES | 1 | 1 | (0) | (0) | (0) | (0) | (0) | (0) |
| | PET SHOPS | 3 | 1 | 34 | (0) | (0) | (0) | (0) | (0) |
| | OTHER | 13 | 5 | 257 | 177 | 29 | 463 | 8 | 13 |
| NONSTORE RETAILERS* | | | | | | | | | |
| 53 PART* | TOTAL | 68 | 12 | 3 339 | 2 715 | 295 | 5 887 | 79 | 66 |
| 532 | MAIL-ORDER HOUSES | 3 | 3 | 885 | 885 | 51 | 1 261 | 24 | 2 |
| 534 | MERCHANDISE VENDING MACHINE OPERATORS | 9 | 3 | 1 721 | (0) | (0) | (0) | (0) | (0) |
| 535 | DIRECT SELLING (HOUSE-TO-HOUSE) ORGANIZATIONS | 56 | 6 | 733 | (0) | (0) | (0) | (0) | (0) |

Standard Notes: - Represents zero. (D) Withheld to avoid disclosure. (NA) Not available. (X) Not applicable.
 *Nonstore retailers, part of SIC major group 53, are shown separately in this table.

TABLE 4. Standard Metropolitan Statistical Areas: 1963-Continued

| SIC code | Standard metropolitan statistical area and kind of business | Establishments | | Sales | | Payroll, entire year (\$1,000) | Payroll, workweek ended nearest Nov. 15 (dollars) | Paid employees, workweek ended nearest Nov. 15 (number) | Active proprietors of unincorporated businesses (number) |
|-----------------------|--|--|-----------------------|-------------------------------------|---------------------------------------|--------------------------------|---|---|--|
| | | Total (number) | With payroll (number) | Total, all establishments (\$1,000) | Establishments with payroll (\$1,000) | | | | |
| KALAMAZOO SMSA | | Coextensive with Kalamazoo County, Mich. | | | | | | | |
| | RETAIL TRADE, TOTAL | 1 309 | 1 041 | 246 767 | 240 407 | 28 160 | 541 853 | 8 761 | 1 211 |
| | LUMBER, BUILDING MATERIALS, HARWARE, FARM EQUIPMENT DEALERS | | | | | | | | |
| | TOTAL | 87 | 63 | 19 112 | 18 824 | 2 223 | 40 865 | 412 | 73 |
| 521 | LUMBER YARDS | 13 | 13 | 11 412 | 11 412 | 1 218 | 22 686 | 211 | 5 |
| | BUILDING MATERIALS DEALERS | 7 | 7 | 1 967 | 1 967 | 270 | 5 354 | 53 | 3 |
| 522 | HEATING, PLUMBING EQUIPMENT DEALERS | 13 | 5 | 338 | 226 | 42 | 949 | 11 | 14 |
| 523 | PAINT, GLASS, WALLPAPER STORES | 13 | 13 | 1 358 | 1 358 | 240 | 4 496 | 41 | 11 |
| 524 | ELECTRICAL SUPPLY STORES | - | - | - | - | - | - | - | - |
| 5251 | HARWARE STORES | 28 | 18 | 2 063 | 1 929 | 268 | 4 294 | 62 | 25 |
| 5252 | FARM EQUIPMENT DEALERS | 13 | 7 | 1 974 | 1 932 | 185 | 3 086 | 34 | 15 |
| | GENERAL MERCHANDISE GROUP STORES* | | | | | | | | |
| | TOTAL | 32 | 30 | 30 020 | 30 016 | 4 248 | 84 615 | 1 697 | 15 |
| 531 | DEPARTMENT STORES | 6 | 6 | 24 404 | 24 404 | 3 326 | 66 494 | 1 277 | 7 |
| 533 | LIMITED PRICE VARIETY STORES | 14 | 14 | 3 825 | 3 825 | 656 | 12 749 | 311 | 7 |
| 539 | GENERAL MERCHANDISE STORES | 9 | 7 | (D) | (D) | (D) | (D) | (D) | (D) |
| | DRY GOODS STORES | - | - | - | - | - | - | - | - |
| | SEWING, NEEDLEWORK STORES | 3 | 3 | (D) | (D) | (D) | (D) | (D) | (D) |
| | FOOD STORES | | | | | | | | |
| | TOTAL | 193 | 143 | 54 759 | 52 809 | 3 973 | 77 688 | 1 285 | 170 |
| 541 | GROCERY STORES, INCLUDING DELICATESSENS | 139 | 105 | 51 356 | 49 886 | 3 441 | 64 470 | 1 063 | 119 |
| 542 | MEAT MARKETS | 11 | 7 | 1 325 | 1 027 | 87 | 1 683 | 25 | 13 |
| | FISH (SEAFOOD), MARKETS | - | - | 48 | - | - | - | - | - |
| 543 | FRUIT STORES, VEGETABLE MARKETS | 10 | 6 | 316 | 244 | 25 | 499 | 9 | 11 |
| 544 | CANOE, NUT, CONFECTIONERY STORES | 6 | 6 | 228 | 228 | 55 | 1 880 | 44 | 3 |
| 545 | DAIRY PRODUCTS STORES | 1 | 1 | (D) | (D) | (D) | (D) | (D) | (D) |
| 546 | RETAIL BAKERIES | 21 | 17 | 1 382 | 1 340 | 359 | 9 057 | 140 | 17 |
| 5462 | RETAIL BAKERIES, MANUFACTURING | 17 | 13 | (D) | (D) | (D) | (D) | (D) | (D) |
| 5463 | RETAIL BAKERIES, NONMANUFACTURING | 4 | 4 | (D) | (D) | (D) | (D) | (D) | (D) |
| 549 | EGG AND POULTRY DEALERS | - | - | - | - | - | - | - | - |
| | OTHER | 5 | 1 | (D) | (D) | (D) | (D) | (D) | (D) |
| | AUTOMOTIVE DEALERS | | | | | | | | |
| | TOTAL | 93 | 69 | 45 769 | 44 567 | 4 502 | 79 153 | 754 | 70 |
| 551 | PASSENGER CAR DEALERS, FRANCHISED | 21 | 21 | 36 728 | 36 728 | 3 545 | 61 492 | 571 | 8 |
| | DOMESTIC CAR DEALERS | 14 | 14 | 22 321 | 22 321 | 2 250 | 39 847 | 374 | 6 |
| | IMPORTED CAR DEALERS | 2 | 2 | (D) | (D) | (D) | (D) | (D) | (D) |
| | DOMESTIC AND IMPORTED CAR DEALERS | 5 | 5 | (D) | (D) | (D) | (D) | (D) | (D) |
| 552 | PASSENGER CAR DEALERS, NONFRANCHISED | 25 | 17 | 3 327 | 3 133 | 191 | 3 192 | 42 | 23 |
| 553 | TIRE, BATTERY, ACCESSORY DEALERS | 20 | 18 | 3 410 | 3 382 | 651 | 12 124 | 109 | 14 |
| | HOME AND AUTO SUPPLY STORES | 1 | 1 | (D) | (D) | (D) | (D) | (D) | (D) |
| 559 | MISCELLANEOUS AIRCRAFT, MARINE, AUTOMOTIVE DEALERS | 26 | 12 | (D) | (D) | (D) | (D) | (D) | (D) |
| | AIRCRAFT, BOAT, MOTORCYCLE DEALERS | 15 | 7 | 623 | 497 | 55 | 888 | 12 | 12 |
| | HOUSEHOLD TRAILER DEALERS | 6 | 2 | 1 309 | (D) | (D) | (D) | (D) | (D) |
| | OTHER AUTOMOTIVE DEALERS | 5 | 3 | 219 | (D) | (D) | (D) | (D) | (D) |
| | GASOLINE SERVICE STATIONS | | | | | | | | |
| 55PT(554) | TOTAL | 208 | 182 | 20 070 | 19 380 | 1 689 | 34 572 | 580 | 222 |
| | APPAREL, ACCESSORY STORES | | | | | | | | |
| | TOTAL | 89 | 81 | 14 667 | 14 579 | 1 899 | 36 401 | 657 | 64 |
| 561,567 | MEN'S, BOYS' APPAREL STORES, CUSTOM TAILORS | 13 | 11 | 1 976 | 1 920 | 344 | 6 210 | 81 | 8 |
| 561 | MEN'S, BOYS' CLOTHING AND FURNISHINGS STORES | 11 | 11 | 1 920 | 1 920 | 344 | 6 210 | 81 | 6 |
| 567 | CUSTOM TAILORS | 2 | - | 56 | - | - | - | - | 2 |
| 562-3,568 | WOMEN'S CLOTHING, SPECIALTY STORES | 38 | 36 | 7 295 | 7 283 | 876 | 17 572 | 353 | 26 |
| 562 | WOMEN'S READY-TO-WEAR STORES | 23 | 23 | 6 301 | 6 301 | 755 | 15 089 | 313 | 15 |
| 563,568 | WOMEN'S ACCESSORY, SPECIALTY STORES, FURRIERS | 15 | 13 | 994 | 982 | 121 | 2 483 | 40 | 11 |
| 563 | MILLINERY STORES | 4 | 4 | 213 | 213 | 35 | 695 | 11 | 1 |
| | CORSET, LINGERIE STORES | 1 | 1 | (D) | (D) | (D) | (D) | (D) | (D) |
| | HOSIERY STORES | 1 | 1 | (D) | (D) | (D) | (D) | (D) | (D) |
| | APPAREL, ACCESSORY, OTHER SPECIALTY STORES | 7 | 5 | 411 | 399 | 29 | 574 | 15 | 7 |
| 568 | FURRIERS, FUR SHOPS | 2 | 2 | (D) | (D) | (D) | (D) | (D) | (D) |
| 565 | FAMILY CLOTHING STORES | 12 | 8 | 2 137 | 2 117 | 309 | 5 657 | 103 | 8 |
| 566 | SHOE STORES | 20 | 20 | 2 765 | 2 765 | 332 | 6 226 | 99 | 16 |
| | MEN'S SHOE STORES | - | - | - | - | - | - | - | - |
| | WOMEN'S SHOE STORES | 1 | 1 | (D) | (D) | (D) | (D) | (D) | (D) |
| | CHILDREN'S, JUVENILES' SHOE STORES | - | - | - | - | - | - | - | - |
| | FAMILY SHOE STORES | 19 | 19 | (D) | (D) | (D) | (D) | (D) | (D) |
| 564 | CHILDREN'S, INFANTS' WEAR STORES | 6 | 6 | 494 | 494 | 38 | 736 | 21 | 6 |
| 569 | MISCELLANEOUS APPAREL, ACCESSORY STORES | - | - | - | - | - | - | - | - |

Standard Notes: - Represents zero. (D) Withheld to avoid disclosure. (NA) Not available. (X) Not applicable.
 *Nonstore retailers, part of SIC major group 53, are shown separately in this table.

TABLE 4. Standard Metropolitan Statistical Areas: 1963-Continued

| SIC code | Standard metropolitan statistical area and kind of business | Establishments | | Sales | | Payroll, entire year (\$1,000) | Payroll, workweek ended nearest Nov. 15 (dollars) | Paid employees, workweek ended nearest Nov. 15 (number) | Active proprietors of unincorporated businesses (number) |
|---|---|----------------|-----------------------|-------------------------------------|---------------------------------------|--------------------------------|---|---|--|
| | | Total (number) | With payroll (number) | Total, all establishments (\$1,000) | Establishments with payroll (\$1,000) | | | | |
| KALAMAZOO SMSA-Continued | | | | | | | | | |
| FURNITURE, HOME FURNISHINGS, EQUIPMENT STORES | | | | | | | | | |
| S7 | TOTAL | 80 | 68 | 13 175 | 12 821 | 1 944 | 34 711 | 421 | 70 |
| S71 | FURNITURE, HOME FURNISHINGS STORES | 38 | 32 | 7 237 | 7 141 | 1 216 | 21 339 | 250 | 33 |
| S712 | FURNITURE STORES | 23 | 17 | 5 800 | 5 706 | 980 | 16 746 | 185 | 20 |
| S713 | FLOOR COVERING STORES | 10 | 10 | 1 178 | 1 178 | 170 | 3 232 | 36 | 9 |
| S714 | DRAPERY, CURTAIN, UPHOLSTERY STORES | 1 | 1 | (D) | (D) | (D) | (D) | (D) | (D) |
| S715 | CHINA, GLASSWARE, METALWARE STORES | 1 | 1 | (D) | (D) | (D) | (D) | (D) | (D) |
| S719 | MISCELLANEOUS HOME FURNISHINGS STORES | 3 | 3 | (D) | (D) | (D) | (D) | (D) | (D) |
| S72 | HOUSEHOLD APPLIANCE STORES | 19 | 17 | 3 245 | 3 187 | 391 | 7 653 | 90 | 19 |
| S732 | RADIO, TELEVISION STORES | 12 | 10 | 1 656 | 1 464 | 207 | 3 219 | 43 | 11 |
| S733 | MUSIC STORES | 11 | 9 | 1 037 | 1 029 | 130 | 2 500 | 38 | 7 |
| | RECORD SHOPS | 3 | 1 | 30 | (D) | (D) | (D) | (D) | (D) |
| | MUSICAL INSTRUMENT STORES | 8 | 8 | 1 007 | (D) | (D) | (D) | (D) | (D) |
| EATING, DRINKING PLACES | | | | | | | | | |
| S8 | TOTAL | 227 | 211 | 16 080 | 15 812 | 3 646 | 78 321 | 1 767 | 244 |
| S812 | EATING PLACES | 171 | 161 | 12 578 | 12 486 | 3 105 | 66 832 | 1 551 | 185 |
| | RESTAURANTS, LUNCHROOMS | 121 | 115 | 9 967 | 9 909 | 2 577 | 54 665 | 1 230 | 134 |
| | CAFETERIAS | 2 | 2 | (D) | (D) | (D) | (D) | (D) | (D) |
| | REFRESHMENT PLACES | 40 | 36 | 1 725 | 1 693 | 324 | 7 749 | 211 | 46 |
| | CATERERS | 8 | 8 | (D) | (D) | (D) | (D) | 100 | (D) |
| S813 | DRINKING PLACES (ALCOHOLIC BEVERAGES) | 56 | 50 | 3 502 | 3 326 | 541 | 11 489 | 216 | 59 |
| DRUG STORES, PROPRIETARY STORES | | | | | | | | | |
| S9PT(S91) | TOTAL | 44 | 44 | 8 392 | 8 392 | 1 031 | 19 182 | 400 | 37 |
| S91 | DRUG STORES | 41 | 41 | (D) | (D) | (D) | (D) | (D) | (D) |
| | PROPRIETARY STORES | 3 | 3 | (D) | (D) | (D) | (D) | (D) | (D) |
| OTHER RETAIL STORES | | | | | | | | | |
| S9 EX-S91 | TOTAL | 186 | 136 | 19 860 | 18 820 | 2 224 | 41 640 | 605 | 183 |
| S92 | LIQUOR STORES | 29 | 27 | 3 775 | 3 721 | 212 | 4 156 | 102 | 37 |
| S93 | ANTIQUE STORES, SECONDHAND STORES | 14 | 8 | 752 | 358 | 65 | 1 431 | 23 | 14 |
| S932 | ANTIQUE STORES | 1 | 1 | (D) | (D) | (D) | (D) | (D) | (D) |
| S933 | SECONDHAND STORES | 13 | 7 | (D) | (D) | (D) | (D) | (D) | (D) |
| S94 | BOOK, STATIONERY STORES | 8 | 4 | 644 | 486 | 69 | 2 067 | 28 | 8 |
| S942 | BOOK STORES | 6 | 2 | (D) | (D) | (D) | (D) | (D) | (D) |
| S943 | STATIONERY STORES | 2 | 2 | (D) | (D) | (D) | (D) | (D) | (D) |
| S95 | SPORTING GOODS STORES, BICYCLE SHOPS | 17 | 15 | 1 827 | 1 809 | 231 | 5 140 | 64 | 16 |
| S952 | SPORTING GOODS STORES | 13 | 13 | 1 388 | (D) | (D) | (D) | (D) | (D) |
| S953 | BICYCLE SHOPS | 4 | 2 | 439 | (D) | (D) | (D) | (D) | 4 |
| S962 | HAY, GRAIN, FEED STORES | 8 | 6 | 2 215 | 2 149 | 155 | 2 962 | 34 | 4 |
| S969 | OTHER FARM SUPPLY STORES | 1 | 1 | (D) | (D) | (D) | (D) | (D) | (D) |
| | GARDEN SUPPLY STORES | 6 | 6 | (D) | (D) | (D) | (D) | (D) | (D) |
| S97 | JEWELRY STORES | 20 | 14 | 1 347 | 1 289 | 191 | 3 879 | 53 | 23 |
| S98 | FUEL, ICE DEALERS | 15 | 11 | 4 539 | 4 503 | 687 | 11 456 | 109 | 9 |
| S982 | COAL AND WOOD DEALERS | 2 | 2 | (D) | (D) | (D) | (D) | (D) | (D) |
| | ICE DEALERS | 1 | 1 | (D) | (D) | (D) | (D) | (D) | (D) |
| S983 | FUEL DEALERS | 10 | 6 | 3 759 | 3 723 | 510 | 8 254 | 75 | 7 |
| S984 | BOTTLED GAS DEALERS | 2 | 2 | (D) | (D) | (D) | (D) | (D) | (D) |
| S992 | FLORISTS | 15 | 7 | 703 | 629 | 166 | 2 752 | 41 | 16 |
| S993 | CIGAR STORES, STANDS | 1 | 1 | (D) | (D) | (D) | (D) | (D) | (D) |
| S994 | NEWS DEALERS, NEWSSTANDS | 4 | 2 | 218 | (D) | (D) | (D) | (D) | (D) |
| S996 | CAMERA, PHOTOGRAPHIC SUPPLY STORES | 3 | 3 | (D) | (D) | (D) | (D) | (D) | (D) |
| S997 | GIFT, NOVELTY, SOUVENIR SHOPS | 8 | 8 | 398 | 382 | 51 | 897 | 22 | 7 |
| S998 | OPTICAL GOODS STORES | 9 | 9 | 539 | 539 | 92 | 1 805 | 22 | 8 |
| S999 | TYPEWRITER STORES | 1 | 1 | (D) | (D) | (D) | (D) | (D) | (D) |
| | LUGGAGE, LEATHER GOODS STORES | 1 | 1 | (D) | (D) | (D) | (D) | (D) | (D) |
| | HOBBY, TOY, GAME SHOPS | 1 | 1 | (D) | (D) | (D) | (D) | (D) | (D) |
| | RELIGIOUS GOODS STORES | - | - | - | - | - | - | - | - |
| | PET SHOPS | 1 | 1 | (D) | (D) | (D) | (D) | (D) | (D) |
| | OTHER | 24 | 10 | 638 | 482 | 71 | 1 289 | 20 | 23 |
| NONSTORE RETAILERS* | | | | | | | | | |
| S3 PART* | TOTAL | 70 | 14 | 4 863 | 4 387 | 781 | 14 705 | 183 | 63 |
| S32 | MAIL-ORDER HOUSES | 2 | 2 | (D) | (D) | (D) | (D) | (D) | (D) |
| S34 | MERCHANDISE VENDING MACHINE OPERATORS | 9 | 5 | 2 765 | 2 693 | 476 | 8 757 | 88 | 5 |
| S35 | DIRECT SELLING (HOUSE-TO-HOUSE) ORGANIZATIONS | 59 | 7 | (D) | (D) | (D) | (D) | (D) | (D) |

Standard Notes: - Represents zero. (D) Withheld to avoid disclosure. (NA) Not available. (X) Not applicable.
 *Nonstore retailers, part of SIC major group 53, are shown separately in this table.

TABLE 4. Standard Metropolitan Statistical Areas: 1963-Continued

| SIC code | Standard metropolitan statistical area and kind of business | Establishments | | Sales | | Payroll, entire year (\$1,000) | Payroll, workweek ended nearest Nov. 15 (dollars) | Paid employees, workweek ended nearest Nov. 15 (number) | Active proprietors of unincorporated businesses (number) |
|------------|--|--|-----------------------|-------------------------------------|---------------------------------------|--------------------------------|---|---|--|
| | | Total (number) | With payroll (number) | Total, all establishments (\$1,000) | Establishments with payroll (\$1,000) | | | | |
| | LANSING SMSA | Consists of Clinton, Eaton, and Ingham Counties, Mich. | | | | | | | |
| | RETAIL TRADE, TDOTAL | 2 658 | 2 042 | 464 141 | 449 479 | 48 482 | 991 218 | 15 022 | 2 481 |
| | LUMBER, BUILDING MATERIALS, HARDWARE, FARM EQUIPMENT DEALERS | | | | | | | | |
| 52 | TDOTAL | 217 | 177 | 32 554 | 31 416 | 3 754 | 69 556 | 793 | 217 |
| 521 | LUMBER YARDS | 30 | 30 | 9 224 | 9 224 | 1 073 | 18 858 | 184 | 25 |
| | BUILDING MATERIALS DEALERS | 18 | 14 | 2 191 | 1 779 | 201 | 4 113 | 43 | 16 |
| 522 | HEATING, PLUMBING EQUIPMENT DEALERS | 27 | 15 | 2 895 | 2 713 | 598 | 10 685 | 97 | 24 |
| 523 | PAINT, GLASS, WALLPAPER STORES | 18 | 16 | (D) | (D) | (D) | (D) | (D) | (D) |
| 524 | ELECTRICAL SUPPLY STORES | 1 | 1 | (D) | (D) | (D) | (D) | (D) | (D) |
| 5251 | HARDWARE STORES | 74 | 60 | 5 876 | 5 454 | 654 | 13 702 | 208 | 91 |
| 5252 | FARM EQUIPMENT DEALERS | 49 | 41 | 11 043 | 10 995 | 1 057 | 18 392 | 217 | 46 |
| | GENERAL MERCHANDISE GROUP STORES* | | | | | | | | |
| 53 PART* | TDOTAL | 127 | 113 | 63 027 | 62 843 | 8 156 | 176 939 | 2 982 | 54 |
| 531 | DEPARTMENT STORES | 11 | 11 | 49 854 | 49 854 | 6 180 | 140 163 | 2 149 | - |
| 533 | LIMITED PRICE VARIETY STORES | 80 | 78 | 10 339 | 10 275 | 1 690 | 31 140 | 718 | 18 |
| 539 | GENERAL MERCHANDISE STORES | 24 | 20 | 2 443 | 2 383 | 258 | 4 951 | 102 | 25 |
| | DRY GOODS STORES | 6 | 2 | 339 | (D) | (D) | (D) | (D) | (D) |
| | SEWING, NEEDLEWORK STORES | 6 | 2 | 52 | (D) | (D) | (D) | (D) | (D) |
| | FOOD STORES | | | | | | | | |
| 54 | TDOTAL | 405 | 303 | 104 382 | 100 348 | 7 130 | 140 645 | 2 348 | 368 |
| 541 | GROCERY STORES, INCLUDING DELICATESSENS | 302 | 232 | 99 308 | 96 322 | 6 488 | 126 915 | 2 056 | 266 |
| 542 | MEAT MARKETS | 16 | 8 | 1 001 | 561 | 53 | 1 164 | 21 | 20 |
| | FISH (SEAFOOD), MARKETS | - | - | - | - | - | - | - | - |
| 543 | FRUIT STORES, VEGETABLE MARKETS | 18 | 6 | 654 | 536 | 37 | 868 | 14 | 19 |
| 544 | CANDY, NUT, CONFECTIONERY STORES | 20 | 16 | 706 | 554 | 80 | 1 612 | 47 | 22 |
| 545 | DAIRY PRODUCTS STORES | 14 | 8 | 897 | 571 | 74 | 1 505 | 39 | 8 |
| 546 | RETAIL BAKERIES | 32 | 30 | 1 657 | 1 645 | 373 | 8 051 | 165 | 29 |
| 5462 | RETAIL BAKERIES, MANUFACTURING | 22 | 20 | 910 | 898 | 236 | 5 118 | 110 | 25 |
| 5463 | RETAIL BAKERIES, NONMANUFACTURING | 10 | 10 | 747 | 747 | 137 | 2 933 | 55 | 4 |
| 549 | EGG AND POULTRY DEALERS | - | - | - | - | - | - | - | - |
| | OTHER | 3 | 3 | 159 | 159 | 25 | 530 | 6 | 4 |
| | AUTOMOTIVE DEALERS | | | | | | | | |
| 55 EX-554 | TDOTAL | 187 | 139 | 109 067 | 107 515 | 8 850 | 179 637 | 1 608 | 174 |
| 551 | PASSENGER CAR DEALERS, FRANCHISED | 66 | 62 | 96 817 | 96 475 | 7 748 | 157 562 | 1 363 | 49 |
| | DOMESTIC CAR DEALERS | 59 | 55 | 88 042 | 87 700 | 7 008 | 142 003 | 1 217 | 47 |
| | IMPORTED CAR DEALERS | 2 | 2 | (D) | (D) | (D) | (D) | (D) | (D) |
| | DOMESTIC AND IMPORTED CAR DEALERS | 5 | 5 | (D) | (D) | (D) | (D) | (D) | (D) |
| 552 | PASSENGER CAR DEALERS, NONFRANCHISED | 53 | 31 | 5 719 | 4 929 | 317 | 6 163 | 71 | 63 |
| 553 | TIRE, BATTERY, ACCESSORY DEALERS | 39 | 31 | 4 334 | 4 286 | 664 | 12 832 | 139 | 32 |
| | HOME AND AUTO SUPPLY STORES | 2 | 2 | (D) | (D) | (D) | (D) | (D) | (D) |
| 559 | MISCELLANEOUS AIRCRAFT, MARINE, AUTOMOTIVE DEALERS | 27 | 13 | (D) | (D) | (D) | (D) | (D) | (D) |
| | AIRCRAFT, BOAT, MOTORCYCLE DEALERS | 12 | 8 | (D) | (D) | (D) | (D) | (D) | (D) |
| | HOUSEHOLD TRAILER DEALERS | 11 | 5 | 1 160 | 890 | 48 | 936 | 11 | 12 |
| | OTHER AUTOMOTIVE DEALERS | 4 | - | 70 | - | - | - | - | 4 |
| | GASOLINE SERVICE STATIONS | | | | | | | | |
| 55PT (554) | TDOTAL | 418 | 362 | 35 570 | 33 840 | 3 035 | 62 598 | 1 039 | 415 |
| | APPAREL, ACCESSORY STORES | | | | | | | | |
| 56 | TDOTAL | 143 | 129 | 19 240 | 19 086 | 2 663 | 55 416 | 946 | 120 |
| 561,567 | MEN'S, BOYS' APPAREL STORES, CUSTOM TAILORS | 29 | 27 | 4 037 | 4 009 | 611 | 10 791 | 176 | 26 |
| 561 | MEN'S, BOYS' CLOTHING AND FURNISHINGS STORES | 24 | 24 | (D) | (D) | (D) | (D) | (D) | (D) |
| 567 | CUSTOM TAILORS | 5 | 3 | 239 | (D) | (D) | (D) | (D) | (D) |
| 562-3,568 | WOMEN'S CLOTHING, SPECIALTY STORES | 48 | 48 | 8 051 | 8 051 | 1 087 | 23 587 | 455 | 38 |
| 562 | WOMEN'S READY-TO-WEAR STORES | 32 | 32 | 6 888 | 6 888 | 945 | 20 167 | 392 | 28 |
| 563,568 | WOMEN'S ACCESSORY, SPECIALTY STORES, FURRIERS | 16 | 16 | 1 163 | 1 163 | 142 | 3 420 | 63 | 10 |
| 563 | MILLINERY STORES | 2 | 2 | (D) | (D) | (D) | (D) | (D) | (D) |
| | CORSET, LINGERIE STORES | - | - | - | - | - | - | - | - |
| | HOSIERY STORES | 1 | 1 | (D) | (D) | (D) | (D) | (D) | (D) |
| | APPAREL, ACCESSORY, OTHER SPECIALTY STORES | 11 | 11 | 614 | 614 | 90 | 2 127 | 41 | 7 |
| 568 | FURRIERS, FUR SHOPS | 2 | 2 | (D) | (D) | (D) | (D) | (D) | (D) |
| 565 | FAMILY CLOTHING STORES | 27 | 19 | 3 325 | 3 265 | 463 | 10 464 | 168 | 30 |
| 566 | SHOE STORES | 34 | 32 | 3 644 | 3 594 | 473 | 9 706 | 137 | 22 |
| | MEN'S SHOE STORES | 1 | 1 | (D) | (D) | (D) | (D) | (D) | (D) |
| | WOMEN'S SHOE STORES | 7 | 7 | (D) | (D) | (D) | (D) | (D) | (D) |
| | CHILDREN'S, JUVENILES' SHOE STORES | 1 | 1 | (D) | (D) | (D) | (D) | (D) | (D) |
| | FAMILY SHOE STORES | 25 | 23 | 2 765 | 2 715 | 340 | 7 118 | 101 | 20 |
| 564 | CHILDREN'S, INFANTS' WEAR STORES | 3 | 1 | (D) | (D) | (D) | (D) | (D) | (D) |
| 569 | MISCELLANEOUS APPAREL, ACCESSORY STORES | 2 | 2 | (D) | (D) | (D) | (D) | (D) | (D) |

Standard Notes: - Represents zero. (D) Withheld to avoid disclosure. (NA) Not available. (X) Not applicable.
 *Nonstore retailers, part of SIC major group 53, are shown separately in this table.

TABLE 4. Standard Metropolitan Statistical Areas: 1963—Continued

| SIC code | Standard metropolitan statistical area and kind of business | Establishments | | Sales | | Payroll, entire year (\$1,000) | Payroll, workweek ended nearest Nov. 15 (dollars) | Paid employees, workweek ended nearest Nov. 15 (number) | Active proprietors of unincorporated businesses (number) |
|--|---|----------------|-----------------------|-------------------------------------|---------------------------------------|--------------------------------|---|---|--|
| | | Total (number) | With payroll (number) | Total, all establishments (\$1,000) | Establishments with payroll (\$1,000) | | | | |
| LANSING SMSA—Continued | | | | | | | | | |
| FURNITURE, HOME FURNISHINGS, EQUIPMENT STORES | | | | | | | | | |
| | TOTAL | 133 | 103 | 18 726 | 18 328 | 2 311 | 48 162 | 571 | 118 |
| 57 | FURNITURE, HOME FURNISHINGS STORES | 58 | 52 | 12 322 | 12 240 | 1 598 | 33 412 | 379 | 44 |
| 5712 | FURNITURE STORES | 34 | 32 | 7 882 | 7 818 | 1 041 | 22 042 | 241 | 26 |
| 5713 | FLOOR COVERING STORES | 14 | 10 | 2 826 | 2 808 | 385 | 6 971 | 63 | 10 |
| 5714 | DRAPERY, CURTAIN, UPHOLSTERY STORES | 7 | 7 | 504 | 504 | 87 | 1 764 | 32 | 6 |
| 5715 | CHINA, GLASSWARE, METALWARE STORES | 2 | 2 | (0) | (0) | (0) | (0) | (0) | (0) |
| 5719 | MISCELLANEOUS HOME FURNISHINGS STORES | 1 | 1 | (0) | (0) | (0) | (0) | (0) | (0) |
| 572 | HOUSEHOLD APPLIANCE STORES | 31 | 23 | 3 251 | 3 147 | 384 | 7 134 | 96 | 22 |
| 5732 | RADIO, TELEVISION STORES | 21 | 15 | 1 214 | 1 178 | 119 | 2 612 | 33 | 26 |
| 5733 | MUSIC STORES | 23 | 13 | 1 939 | 1 763 | 210 | 5 004 | 63 | 26 |
| | RECORD STORES | 9 | 3 | 501 | 345 | 32 | 623 | 10 | 11 |
| | MUSICAL INSTRUMENT STORES | 14 | 10 | 1 438 | 1 418 | 178 | 4 381 | 53 | 15 |
| EATING, DRINKING PLACES | | | | | | | | | |
| | TOTAL | 412 | 380 | 26 762 | 26 202 | 5 962 | 130 220 | 2 814 | 433 |
| 58 | EATING PLACES | 292 | 266 | 19 441 | 19 175 | 4 803 | 106 859 | 2 385 | 295 |
| 5812 | RESTAURANTS, LUNCHROOMS | 210 | 192 | 14 910 | 14 730 | 3 711 | 81 990 | 1 916 | 211 |
| | CAFETERIAS | 12 | 12 | 1 106 | 1 106 | 330 | 7 761 | 145 | 8 |
| | REFRESHMENT PLACES | 66 | 58 | 3 305 | 3 219 | 734 | 15 823 | 311 | 72 |
| | CATERERS | 4 | 4 | 120 | 120 | 28 | 1 285 | 13 | 4 |
| 5813 | DRINKING PLACES (ALCOHOLIC BEVERAGES) | 120 | 114 | 7 321 | 7 027 | 1 159 | 23 361 | 429 | 138 |
| DRUG STORES, PROPRIETARY STORES | | | | | | | | | |
| 59PT(591) | TOTAL | 90 | 88 | 13 589 | 13 471 | 1 867 | 36 058 | 682 | 80 |
| 591 | DRUG STORES | 90 | 88 | 13 589 | 13 471 | 1 867 | 36 058 | 682 | 80 |
| | PROPRIETARY STORES | - | - | - | - | - | - | - | - |
| OTHER RETAIL STORES | | | | | | | | | |
| 59 EX.591 | TOTAL | 302 | 216 | 28 018 | 26 400 | 3 254 | 61 359 | 841 | 290 |
| 592 | LIQUOR STORES | 26 | 26 | 3 195 | 3 149 | 178 | 3 521 | 53 | 27 |
| 593 | ANTIQUARIAN, SECONDHAND STORES | 34 | 20 | 1 409 | 1 315 | 273 | 5 719 | 67 | 31 |
| 5932 | ANTIQUARIAN STORES | 5 | 1 | 14 | (0) | (0) | (0) | (0) | (0) |
| 5933 | SECONDHAND STORES | 29 | 19 | 1 395 | (0) | (0) | (0) | (0) | (0) |
| 594 | BOOK, STATIONERY STORES | 15 | 11 | 2 474 | 2 458 | 333 | 5 112 | 81 | 9 |
| 5942 | BOOK STORES | 9 | 7 | 2 008 | 2 000 | 254 | 3 303 | 62 | 7 |
| 5943 | STATIONERY STORES | 6 | 4 | 466 | 458 | 79 | 1 809 | 19 | 2 |
| 595 | SPORTING GOODS STORES, BICYCLE SHOPS | 18 | 10 | 1 062 | 912 | 73 | 1 403 | 23 | 22 |
| 5952 | SPORTING GOODS STORES | 14 | 6 | 681 | 531 | 48 | 918 | 14 | 18 |
| 5953 | BICYCLE SHOPS | 4 | 4 | 381 | 381 | 25 | 485 | 9 | 4 |
| 5962 | HAY, GRAIN, FEED STORES | 16 | 14 | 4 745 | 4 455 | 325 | 5 979 | 77 | 15 |
| 5969 | OTHER FARM SUPPLY STORES | 14 | 8 | 1 501 | 1 385 | 120 | 2 059 | 22 | 9 |
| | GARDEN SUPPLY STORES | 9 | 7 | 1 022 | 982 | 109 | 1 327 | 19 | 12 |
| 597 | JEWELRY STORES | 35 | 23 | 2 276 | 2 152 | 339 | 6 401 | 89 | 37 |
| 598 | FUEL, ICE DEALERS | 23 | 15 | 3 794 | 3 612 | 403 | 8 258 | 90 | 20 |
| 5982 | COAL AND WOOD DEALERS | 3 | 3 | 451 | 451 | 50 | 1 001 | 14 | 4 |
| | ICE DEALERS | - | - | - | - | - | - | - | - |
| 5983 | FUEL OIL DEALERS | 11 | 7 | 2 470 | 2 418 | 293 | 4 699 | 53 | 8 |
| 5984 | BOTTLED GAS DEALERS | 9 | 5 | 873 | 743 | 60 | 2 558 | 23 | 8 |
| 5992 | FLORISTS | 28 | 22 | 1 658 | 1 568 | 353 | 7 284 | 102 | 27 |
| 5993 | CIGAR STORES, STANOS | 3 | 1 | 78 | (0) | (0) | (0) | (0) | (0) |
| 5994 | NEWS DEALERS, NEWSSTANOS | 6 | 2 | 383 | (0) | (0) | (0) | (0) | (0) |
| 5996 | CAMERA, PHOTOGRAPHIC SUPPLY STORES | 6 | 6 | 1 009 | 1 009 | 195 | 3 753 | 51 | - |
| 5997 | GIFT, NOVELTY, SOUVENIR SHOPS | 8 | 6 | 245 | 191 | 19 | 405 | 12 | 10 |
| 5998 | OPTICAL GOODS STORES | 21 | 19 | 1 069 | 1 053 | 186 | 3 730 | 41 | 23 |
| 5999 | TYPEWRITER STORES | 2 | 2 | (0) | (0) | (0) | (0) | (0) | (0) |
| | LUGGAGE, LEATHER GOODS STORES | 3 | 3 | (0) | (0) | (0) | (0) | (0) | (0) |
| | HOBBY, TOY, GAME SHOPS | 3 | 3 | (0) | (0) | (0) | (0) | (0) | (0) |
| | RELIGIOUS GOODS STORES | 2 | 2 | (0) | (0) | (0) | (0) | (0) | (0) |
| | PET SHOPS | 2 | 2 | (0) | (0) | (0) | (0) | (0) | (0) |
| | OTHER | 28 | 14 | 851 | 661 | 95 | 1 845 | 27 | 27 |
| NONSTORE RETAILERS* | | | | | | | | | |
| 53 PART* | TOTAL | 224 | 32 | 13 206 | 10 030 | 1 500 | 30 628 | 398 | 212 |
| 532 | MAIL-ORDER HOUSES | 7 | 5 | 1 559 | 1 553 | 115 | 2 394 | 43 | 2 |
| 534 | MERCHANDISE VENDING MACHINE OPERATORS | 14 | 10 | 4 914 | 4 858 | 610 | 12 144 | 127 | 13 |
| 535 | DIRECT SELLING (HOUSE-TO-HOUSE) ORGANIZATIONS | 203 | 17 | 6 733 | 3 619 | 775 | 16 090 | 228 | 197 |

Standard Notes: - Represents zero. (D) Withheld to avoid disclosure. (NA) Not available. (X) Not applicable.
 *Nonstore retailers, part of SIC major group 53, are shown separately in this table.

TABLE 4. Standard Metropolitan Statistical Areas: 1963-Continued

| SIC code | Standard metropolitan statistical area and kind of business | Establishments | | Sales | | Payroll, entire year (\$1,000) | Payroll, workweek ended nearest Nov. 15 (dollars) | Paid employees, workweek ended nearest Nov. 15 (number) | Active proprietors of unincorporated businesses (number) |
|---------------------------------------|--|---|-----------------------|-------------------------------------|---------------------------------------|--------------------------------|---|---|--|
| | | Total (number) | With payroll (number) | Total, all establishments (\$1,000) | Establishments with payroll (\$1,000) | | | | |
| <u>MUSKEGON-MUSKEGON HEIGHTS SMSA</u> | | Coextensive with Muskegon County, Mich. | | | | | | | |
| | RETAIL TRADE, TDAL. | 1 221 | 959 | 19D DD6 | 184 518 | 19 D41 | 392 D61 | 6 349 | 1 232 |
| | LUMBER, BUILDING MATERIALS, HARDWARE, FARM EQUIPMENT DEALERS | | | | | | | | |
| 52 | TOTAL | 65 | 51 | 7 285 | 7 D39 | 854 | 17 597 | 219 | 67 |
| 521 | LUMBER YARDS | 1D | 1D | 3 443 | 3 443 | 403 | 8 499 | 9D | 5 |
| | BUILDING MATERIALS DEALERS | 9 | 7 | 489 | 461 | 57 | 1 D92 | 18 | 7 |
| 522 | HEATING, PLUMBING EQUIPMENT DEALERS | 5 | 3 | 335 | (D) | (D) | (D) | (D) | (D) |
| 523 | PAINT, GLASS, WALLPAPER STORES | 4 | 2 | 7D | (D) | (D) | (D) | (D) | (D) |
| 524 | ELECTRICAL SUPPLY STORES | - | - | - | - | - | - | - | - |
| 5251 | HARDWARE STORES | 31 | 25 | 1 987 | 1 831 | 213 | 3 953 | 65 | 41 |
| 5252 | FARM EQUIPMENT DEALERS | 6 | 4 | 961 | 953 | 104 | 2 D18 | 26 | 5 |
| | GENERAL MERCHANDISE GROUP STORES* | | | | | | | | |
| 53 PART* | TOTAL | 44 | 42 | 22 165 | 22 153 | 2 919 | 55 378 | 984 | 32 |
| 531 | DEPARTMENT STORES | 7 | 7 | 17 3D9 | 17 3D9 | 2 236 | 42 735 | 691 | - |
| 533 | LIMITED PRICE VARIETY STORES | 18 | 18 | 3 534 | 3 534 | 576 | 1D 562 | 245 | 13 |
| 539 | GENERAL MERCHANDISE STORES | 14 | 14 | 1 218 | 1 218 | 96 | 1 813 | 4D | 14 |
| | DRY GOODS STORES | 2 | 2 | (D) | (D) | (D) | (D) | (D) | (D) |
| | SEWING, NEEDLEWORK STORES | 3 | 1 | (D) | (D) | (D) | (D) | (D) | (D) |
| | FDD STORES | | | | | | | | |
| 54 | TOTAL | 2D6 | 156 | 53 631 | 51 861 | 3 569 | 85 9D3 | 1 481 | 219 |
| 541 | GROCERY STORES, INCLUDING DELICATESSENS | 181 | 135 | 52 19D | 5D 588 | 3 33D | 8D 431 | 1 373 | 187 |
| 542 | MEAT MARKETS | 3 | 3 | 212 | 212 | 17 | 826 | 11 | 3 |
| | FISH (SEAFDD) MARKETS | 2 | 2 | (D) | (D) | (D) | (D) | (D) | (D) |
| 543 | FRUIT STORES, VEGETABLE MARKETS | 1 | 1 | (D) | (D) | (D) | (D) | (D) | (D) |
| 544 | CANDY, NUT, CONFECTIONERY STORES | 1 | 1 | (D) | (D) | (D) | (D) | (D) | (D) |
| 545 | DAIRY PRODUCTS STORES | 2 | 2 | (D) | (D) | (D) | (D) | (D) | (D) |
| 546 | RETAIL BAKERIES | 12 | 12 | 765 | 765 | 186 | 3 894 | 78 | 13 |
| 5462 | RETAIL BAKERIES, MANUFACTURING | 9 | 9 | (D) | (D) | (D) | (D) | (D) | (D) |
| 5463 | RETAIL BAKERIES, NONMANUFACTURING | 3 | 3 | (D) | (D) | (D) | (D) | (D) | (D) |
| 549 | EGG AND POULTRY DEALERS | 2 | - | 3D | - | - | - | - | 2 |
| | DOTHER | 2 | - | 138 | - | - | - | - | 4 |
| | AUTDMOTIVE DEALERS | | | | | | | | |
| 55 EX. 554 | TOTAL | 97 | 75 | 39 5D8 | 38 522 | 3 299 | 64 497 | 625 | 91 |
| 551 | PASSENGER CAR DEALERS, FRANCHISED | 21 | 21 | 29 771 | 29 771 | 2 549 | 49 254 | 438 | 14 |
| | DDMESTIC CAR DEALERS | 14 | 14 | 22 295 | 22 295 | 1 877 | 36 747 | 316 | 8 |
| | IMPDRTED CAR DEALERS | 4 | 4 | 2 166 | 2 166 | 174 | 2 965 | 31 | 3 |
| | DDMESTIC AND IMPDRTED CAR DEALERS | 3 | 3 | 5 31D | 5 31D | 498 | 9 542 | 91 | 3 |
| 552 | PASSENGER CAR DEALERS, NONFRANCHISED | 51 | 29 | 5 512 | 4 526 | 246 | 5 28D | 64 | 58 |
| 553 | TIRE, BATTERY, ACCESSDRY DEALERS | 11 | 11 | 2 028 | 2 D28 | 342 | 6 325 | 69 | 8 |
| | HOME AND AUTD SUPPLY STORES | 3 | 3 | 381 | 381 | 55 | 1 127 | 19 | 2 |
| 559 | MISCELLANEDUS AIRCRAFT, MARINE, AUTDMOTIVE DEALERS | 11 | 11 | 1 816 | 1 816 | 1D7 | 2 511 | 35 | 9 |
| | AIRCRAFT, 8DAT, MDTDCYCLE DEALERS | 8 | 8 | 723 | 723 | 55 | 967 | 17 | 7 |
| | HOUSEHOLD TRAILER DEALERS | 3 | 3 | 1 D93 | 1 D93 | 52 | 1 544 | 18 | 2 |
| | DOTHER AUTDMOTIVE DEALERS | - | - | - | - | - | - | - | - |
| | GASDLNE SERVICE STATIDNS | | | | | | | | |
| 55PT(554) | TOTAL | 186 | 164 | 16 377 | 15 787 | 1 341 | 27 845 | 535 | 186 |
| | APPAREL, ACCESSDRY STORES | | | | | | | | |
| 56 | TOTAL | 8D | 66 | 9 575 | 9 213 | 1 D62 | 2D 464 | 365 | 56 |
| 561, 567 | MEN'S, 8DYS' APPAREL STORES, CUSTDM TAILDRS | 14 | 10 | 1 532 | 1 48D | 187 | 3 D23 | 47 | 12 |
| 561 | MEN'S, 8DYS' CLDTHING AND FURNISHINGS STORES | 12 | 1D | 1 5D8 | 1 48D | 187 | 3 D23 | 47 | 1D |
| 567 | CUSTDM TAILDRS | 2 | - | 24 | - | - | - | - | 2 |
| 562-3, 568 | WDMEN'S CLDTHING, SPECIALTY STORES | 27 | 25 | 4 124 | 4 D86 | 4D0 | 7 681 | 158 | 13 |
| 562 | WDMEN'S READY-TO-WEAR STORES | 15 | 15 | 3 391 | 3 391 | 288 | 5 582 | 118 | 9 |
| 563, 568 | WDMEN'S ACCESSDRY, SPECIALTY STORES, FURRIERS | 12 | 10 | 733 | 695 | 112 | 2 D99 | 4D | 4 |
| 563 | MILLINERY STORES | 5 | 5 | 281 | 281 | 5D | 91D | 18 | 1 |
| | CDRSET, LINGERIE STORES | - | - | - | - | - | - | - | - |
| | HOSIERY STORES | 1 | 1 | (D) | (D) | (D) | (D) | (D) | (D) |
| | APPAREL, ACCESSDRY, OTHER SPECIALTY STORES | 3 | 3 | (D) | (D) | (D) | (D) | (D) | (D) |
| 568 | FURRIERS, FUR SHDPS | 3 | 1 | 56 | (D) | (D) | (D) | (D) | (D) |
| 565 | FAMILY CLOTHING STORES | 11 | 5 | 2 182 | 1 924 | 22D | 4 941 | 8D | 14 |
| 566 | SHOE STORES | 21 | 19 | 1 462 | 1 448 | 232 | 4 316 | 65 | 8 |
| | MEN'S SHDE STORES | 3 | 3 | 135 | 135 | 19 | 338 | 4 | 1 |
| | WDMEN'S SHDE STORES | 3 | 3 | 4D1 | 4D1 | 71 | 1 383 | 18 | - |
| | CHILDREN'S, JUVENILES' SHOE STORES | - | - | - | - | - | - | - | - |
| | FAMILY SHDE STORES | 15 | 13 | 926 | 912 | 142 | 2 595 | 43 | 7 |
| 564 | CHILDREN'S, INFANTS' WEAR STORES | 6 | 6 | (D) | (D) | (D) | (D) | (D) | (D) |
| 569 | MISCELLANEOUS APPAREL, ACCESSDRY STORES | 1 | 1 | (D) | (D) | (D) | (D) | (D) | (D) |

Standard Notes: - Represents zero. (D) Withheld to avoid disclosure. (NA) Not available. (X) Not applicable.
 *Nonstore retailers, part of SIC major group 53, are shown separately in this table.

TABLE 4. Standard Metropolitan Statistical Areas: 1963—Continued

| SIC code | Standard metropolitan statistical area and kind of business | Establishments | | Sales | | Payroll, entire year (\$1,000) | Payroll, workweek ended nearest Nov. 15 (dollars) | Paid employees, workweek ended nearest Nov. 15 (number) | Active proprietors of unincorporated businesses (number) |
|--|---|----------------|-----------------------|-------------------------------------|---------------------------------------|--------------------------------|---|---|--|
| | | Total (number) | With payroll (number) | Total, all establishments (\$1,000) | Establishments with payroll (\$1,000) | | | | |
| MUSKEGON-MUSKEGON HEIGHTS SMSA—Continued | | | | | | | | | |
| FURNITURE, HOME FURNISHINGS, EQUIPMENT STORES | | | | | | | | | |
| S7 | TOTAL | 82 | 64 | 9 002 | 8 810 | 1 389 | 28 004 | 316 | 88 |
| S71 | FURNITURE, HOME FURNISHINGS STORES | 39 | 29 | 4 864 | 4 778 | 778 | 16 502 | 170 | 44 |
| S712 | FURNITURE STORES | 21 | 15 | 3 493 | 3 425 | 523 | 11 084 | 106 | 23 |
| S713 | FLOOR COVERING STORES | 9 | 7 | 886 | 880 | 182 | 3 911 | 37 | 10 |
| S714 | DRAPERY, CURTAIN, UPHOLSTERY STORES | 5 | 5 | (D) | (D) | (D) | (D) | (D) | (D) |
| S715 | CHINA, GLASSWARE, METALWARE STORES | 2 | - | 12 | - | - | - | - | 2 |
| S719 | MISCELLANEOUS HOME FURNISHINGS STORES | 2 | 2 | (D) | (D) | (D) | (D) | (D) | (D) |
| S72 | HOUSEHOLD APPLIANCE STORES | 23 | 17 | 2 451 | 2 363 | 357 | 6 856 | 79 | 25 |
| S732 | RADIO, TELEVISION STORES | 12 | 12 | 1 273 | 1 273 | 191 | 3 603 | 47 | 14 |
| S733 | MUSIC STORES | 8 | 6 | 414 | 396 | 63 | 1 043 | 20 | 5 |
| | RECORD SHOPS | 1 | 1 | (D) | (D) | (D) | (D) | (D) | (D) |
| | MUSICAL INSTRUMENT STORES | 7 | 5 | (D) | (D) | (D) | (D) | (D) | (D) |
| EATING, DRINKING PLACES | | | | | | | | | |
| S8 | TOTAL | 205 | 187 | 11 097 | 10 825 | 2 297 | 46 738 | 1 106 | 226 |
| S812 | EATING PLACES | 124 | 112 | 7 026 | 6 886 | 1 675 | 33 324 | 822 | 139 |
| | RESTAURANTS, LUNCHROOMS | 87 | 79 | 5 522 | 5 480 | 1 381 | 27 645 | 675 | 101 |
| | CAFETERIAS | 9 | 7 | (D) | (D) | (D) | (D) | (D) | (D) |
| | REFRESHMENT PLACES | 26 | 24 | 1 122 | 1 100 | 217 | 4 193 | 113 | 28 |
| S813 | CATERERS | 2 | 2 | (D) | (D) | (D) | (D) | (D) | (D) |
| | DRINKING PLACES (ALCOHOLIC BEVERAGES) | 81 | 75 | 4 071 | 3 939 | 622 | 13 414 | 284 | 87 |
| DRUG STORES, PROPRIETARY STORES | | | | | | | | | |
| S9PT(S91) | TOTAL | 49 | 47 | 7 578 | 7 546 | 867 | 16 402 | 324 | 47 |
| S91 | DRUG STORES | 48 | 46 | (D) | (D) | (D) | (D) | (D) | (D) |
| | PROPRIETARY STORES | 1 | 1 | (D) | (D) | (D) | (D) | (D) | (D) |
| OTHER RETAIL STORES | | | | | | | | | |
| S9 EX-S91 | TOTAL | 144 | 94 | 9 047 | 8 321 | 971 | 19 589 | 294 | 159 |
| S92 | LIQUOR STORES | 10 | 10 | 1 112 | 1 112 | 51 | 1 214 | 22 | 12 |
| S93 | ANTIQUARIAN STORES, SECONDHAND STORES | 16 | 10 | 407 | 337 | 63 | 1 277 | 25 | 13 |
| S932 | ANTIQUARIAN STORES | 2 | - | 14 | - | - | - | - | 2 |
| S933 | SECONDHAND STORES | 14 | 10 | 393 | 337 | 63 | 1 277 | 25 | 11 |
| S94 | BOOK, STATIONERY STORES | 5 | 1 | 45 | (D) | (D) | (D) | (D) | (D) |
| S942 | BOOK STORES | - | - | - | - | - | - | - | - |
| S943 | STATIONERY STORES | 5 | 1 | 45 | (D) | (D) | (D) | (D) | (D) |
| S95 | SPORTING GOODS STORES, BICYCLE SHOPS | 11 | 9 | 747 | 717 | 65 | 1 195 | 23 | 14 |
| S952 | SPORTING GOODS STORES | 9 | 7 | (D) | (D) | (D) | (D) | (D) | (D) |
| S953 | BICYCLE SHOPS | 2 | 2 | (D) | (D) | (D) | (D) | (D) | (D) |
| S962 | HAY, GRAIN, FEED STORES | 4 | 4 | 702 | 702 | 49 | 830 | 12 | 4 |
| S969 | OTHER FARM SUPPLY STORES | 1 | 1 | (D) | (D) | (D) | (D) | (D) | (D) |
| | GARDEN SUPPLY STORES | 1 | 1 | (D) | (D) | (D) | (D) | (D) | (D) |
| S97 | JEWELRY STORES | 16 | 8 | 1 458 | 1 198 | 174 | 3 678 | 51 | 19 |
| S98 | FUEL, ICE DEALERS | 23 | 13 | 1 960 | 1 824 | 178 | 3 767 | 47 | 24 |
| S982 | COAL AND WOOD DEALERS | 9 | 7 | (D) | 371 | 37 | 669 | 13 | 10 |
| | ICE DEALERS | - | - | - | - | - | - | - | - |
| S983 | FUEL DEALERS | 11 | 3 | 1 207 | (D) | (D) | (D) | (D) | (D) |
| S984 | BOTTLED GAS DEALERS | 3 | 3 | (D) | (D) | (D) | (D) | (D) | (D) |
| S992 | FLORISTS | 13 | 11 | 521 | 495 | 64 | 1 204 | 24 | 18 |
| S993 | CIGAR STORES, STANDS | - | - | - | - | - | - | - | - |
| S994 | NEWS DEALERS, NEWSSTANDS | 5 | 1 | 192 | (D) | (D) | (D) | (D) | (D) |
| S996 | CAMERA, PHOTOGRAPHIC SUPPLY STORES | 1 | 1 | (D) | (D) | (D) | (D) | (D) | (D) |
| S997 | GIFT, NOVELTY, SOUVENIR SHOPS | 9 | 5 | 114 | 90 | 10 | 321 | 7 | 13 |
| S998 | OPTICAL GOODS STORES | 8 | 8 | 615 | 615 | 186 | 3 309 | 38 | 6 |
| S999 | TYPEWRITER STORES | - | - | - | - | - | - | - | - |
| | LUGGAGE, LEATHER GOODS STORES | - | - | - | - | - | - | - | - |
| | Hobby, Toy, Game Shops | 2 | 2 | (D) | (D) | (D) | (D) | (D) | (D) |
| | RELIGIOUS GOODS STORES | 2 | 2 | (D) | (D) | (D) | (D) | (D) | (D) |
| | PET SHOPS | 3 | 1 | 54 | (D) | (D) | (D) | (D) | (D) |
| | OTHER | 14 | 6 | 158 | 132 | 28 | 665 | 13 | 16 |
| NONSTORE RETAILERS* | | | | | | | | | |
| S3 PART* | TOTAL | 63 | 13 | 4 741 | 4 441 | 473 | 9 644 | 100 | 61 |
| S32 | MAIL-ORDER HOUSES | 3 | 3 | (D) | (D) | (D) | (D) | (D) | (D) |
| S34 | MERCHANDISE VENDING MACHINE OPERATORS | 5 | 5 | 3 321 | 3 321 | 330 | 6 848 | 65 | 4 |
| S35 | DIRECT SELLING (HOUSE-TO-HOUSE) ORGANIZATIONS | 55 | 5 | (D) | (D) | (D) | (D) | (D) | (D) |

Standard Notes: - Represents zero. (D) Withheld to avoid disclosure. (NA) Not available. (X) Not applicable.
 *Nonstore retailers, part of SIC major group 53, are shown separately in this table.

TABLE 4. Standard Metropolitan Statistical Areas: 1963-Continued

| SIC code | Standard metropolitan statistical area and kind of business | Establishments | | Sales | | Payroll, entire year (\$1,000) | Payroll, workweek ended nearest Nov. 15 (dollars) | Paid employees, workweek ended nearest Nov. 15 (number) | Active proprietors of unincorporated businesses (number) |
|---------------------|--|--|-----------------------|-------------------------------------|---------------------------------------|--------------------------------|---|---|--|
| | | Total (number) | With payroll (number) | Total, all establishments (\$1,000) | Establishments with payroll (\$1,000) | | | | |
| SAGINAW SMSA | | Coextensive with Saginaw County, Mich. | | | | | | | |
| | RETAIL TRADE, TOTAL | 1 580 | 1 192 | 258 107 | 248 905 | 27 379 | 554 164 | 8 717 | 1 519 |
| | LUMBER, BUILDING MATERIALS, HARDWARE, FARM EQUIPMENT DEALERS | | | | | | | | |
| | TOTAL | 105 | 87 | 19 043 | 18 467 | 2 021 | 38 755 | 429 | 99 |
| 52 | LUMBER YARDS | 20 | 20 | 9 054 | 9 054 | 919 | 16 992 | 153 | 7 |
| 521 | BUILDING MATERIALS DEALERS | 15 | 13 | 2 331 | 2 311 | 277 | 5 858 | 63 | 10 |
| 522 | HEATING, PLUMBING EQUIPMENT DEALERS | 2 | - | 48 | - | - | - | - | 2 |
| 523 | PAINT, GLASS, WALLPAPER STORES | 7 | 7 | (0) | (0) | (0) | (0) | (0) | (0) |
| 524 | ELECTRICAL SUPPLY STORES | 1 | 1 | (0) | (0) | (0) | (0) | (0) | (0) |
| 5251 | HARDWARE STORES | 42 | 32 | 3 643 | 3 335 | 424 | 7 942 | 117 | 52 |
| 5252 | FARM EQUIPMENT DEALERS | 18 | 14 | 3 201 | 3 001 | 274 | 5 660 | 66 | 22 |
| | GENERAL MERCHANDISE GROUP STORES* | | | | | | | | |
| | TOTAL | 47 | 43 | 31 975 | 31 877 | 4 163 | 87 234 | 1 554 | 28 |
| 53 PART* | DEPARTMENT STORES | 10 | 10 | 25 438 | 25 438 | 3 233 | 70 475 | 1 188 | - |
| 533 | LIMITED PRICE VARIETY STORES | 17 | 17 | 3 918 | 3 898 | 618 | 11 361 | 261 | 13 |
| 539 | GENERAL MERCHANDISE STORES | 16 | 14 | (0) | (0) | (0) | (0) | (0) | (0) |
| | DRY GOODS STORES | 2 | 2 | (0) | (0) | (0) | (0) | (0) | (0) |
| | SEWING, NEEDLEWORK STORES | 2 | - | 46 | - | - | - | - | 2 |
| | FOOD STORES | | | | | | | | |
| | TOTAL | 277 | 195 | 60 539 | 57 697 | 4 289 | 84 039 | 1 368 | 280 |
| 54 | GROCERY STORES, INCLUDING DELICATESSENS | 224 | 154 | 56 704 | 54 182 | 3 713 | 72 134 | 1 169 | 231 |
| 542 | MEAT MARKETS | 13 | 11 | 1 853 | 1 713 | 187 | 3 572 | 51 | 12 |
| | FISH (SEAFOOD) MARKETS | 1 | 1 | (0) | (0) | (0) | (0) | (0) | (0) |
| 543 | FRUIT STORES, VEGETABLE MARKETS | 4 | 2 | 208 | (0) | (0) | (0) | (0) | (0) |
| 544 | CANDY, NUT, CONFECTIONERY STORES | 7 | 5 | 138 | (0) | (0) | (0) | (0) | (0) |
| 545 | DAIRY PRODUCTS STORES | 5 | 3 | 294 | 240 | 17 | 317 | 6 | 4 |
| 546 | RETAIL BAKERIES | 18 | 16 | 1 025 | 993 | 308 | 6 815 | 113 | 20 |
| 5462 | RETAIL BAKERIES, MANUFACTURING | 14 | 14 | 926 | (0) | (0) | (0) | (0) | (0) |
| 5463 | RETAIL BAKERIES, NONMANUFACTURING | 4 | 2 | 99 | (0) | (0) | (0) | (0) | (0) |
| 549 | EGG AND POULTRY DEALERS | 2 | 2 | (0) | (0) | (0) | (0) | (0) | (0) |
| | OTHER | 3 | 1 | 65 | (0) | (0) | (0) | (0) | (0) |
| | AUTOMOTIVE DEALERS | | | | | | | | |
| | TOTAL | 101 | 69 | 52 824 | 52 146 | 4 423 | 94 060 | 899 | 89 |
| 55 EX-554 | PASSENGER CAR DEALERS, FRANCHISED | 33 | 33 | 46 326 | 46 326 | 3 793 | 80 836 | 739 | 27 |
| 551 | DOMESTIC CAR DEALERS | 26 | 26 | 34 165 | 34 165 | 2 621 | 57 525 | 525 | 23 |
| | IMPORTER CAR DEALERS | 1 | 1 | (0) | (0) | (0) | (0) | (0) | (0) |
| | DOMESTIC AND IMPORTER CAR DEALERS | 6 | 6 | (0) | (0) | (0) | (0) | (0) | (0) |
| 552 | PASSENGER CAR DEALERS, NONFRANCHISED | 24 | 10 | 1 949 | 1 639 | 101 | 3 031 | 42 | 23 |
| 553 | TIRE, BATTERY, ACCESSORY DEALERS | 25 | 13 | 2 427 | 2 239 | 293 | 5 822 | 62 | 22 |
| | HOME AND AUTO SUPPLY STORES | 5 | 5 | 964 | 964 | 122 | 2 155 | 31 | 4 |
| 559 | MISCELLANEOUS AIRCRAFT, MARINE, AUTOMOTIVE DEALERS | 14 | 8 | 1 158 | 978 | 114 | 2 216 | 25 | 13 |
| | AIRCRAFT, BOAT, MOTORCYCLE DEALERS | 11 | 7 | (0) | (0) | (0) | (0) | (0) | (0) |
| | HOUSEHOLD TRAILER DEALERS | 1 | 1 | (0) | (0) | (0) | (0) | (0) | (0) |
| | OTHER AUTOMOTIVE DEALERS | 2 | - | 16 | - | - | - | - | 2 |
| | GASOLINE SERVICE STATIONS | | | | | | | | |
| 55PT(554) | TOTAL | 214 | 182 | 18 515 | 17 217 | 1 617 | 32 982 | 525 | 212 |
| | APPAREL, ACCESSORY STORES | | | | | | | | |
| | TOTAL | 90 | 78 | 16 236 | 16 008 | 2 227 | 44 551 | 749 | 55 |
| 561,567 | MEN'S, BOYS' APPAREL STORES, CUSTOM TAILORS | 19 | 13 | 2 079 | 1 943 | 261 | 5 097 | 75 | 17 |
| 561 | MEN'S, BOYS' CLOTHING AND FURNISHINGS STORES | 15 | 13 | 2 013 | 1 943 | 261 | 5 097 | 75 | 11 |
| 567 | CUSTOM TAILORS | 4 | - | 66 | - | - | - | - | 6 |
| 562-3,568 | WOMEN'S CLOTHING, SPECIALTY STORES | 38 | 36 | 8 911 | 8 859 | 1 197 | 24 935 | 461 | 18 |
| 562 | WOMEN'S READY-TO-WEAR STORES | 23 | 23 | 7 624 | 7 624 | 1 024 | 21 667 | 381 | 10 |
| 563,568 | WOMEN'S ACCESSORY, SPECIALTY STORES, FURRIERS | 15 | 13 | 1 287 | 1 235 | 173 | 3 268 | 80 | 8 |
| 563 | HAT MILLINERY STORES | 6 | 4 | 238 | 186 | 33 | 553 | 15 | 6 |
| | CORSET, LINGERIE STORES | 1 | 1 | (0) | (0) | (0) | (0) | (0) | (0) |
| | HOSIERY STORES | 1 | 1 | (0) | (0) | (0) | (0) | (0) | (0) |
| | APPAREL, ACCESSORY, OTHER SPECIALTY STORES | 6 | 6 | (0) | (0) | (0) | (0) | (0) | (0) |
| 568 | FURRIERS, FUR SHOPS | 1 | 1 | (0) | (0) | (0) | (0) | (0) | (0) |
| 565 | FAMILY CLOTHING STORES | 11 | 9 | 2 657 | 2 653 | 416 | 8 116 | 114 | 9 |
| 566 | SHOE STORES | 19 | 17 | 2 462 | 2 426 | 338 | 6 125 | 92 | 8 |
| | MEN'S SHOE STORES | 1 | 1 | (0) | (0) | (0) | (0) | (0) | (0) |
| | WOMEN'S SHOE STORES | 3 | 3 | (0) | (0) | (0) | (0) | (0) | (0) |
| | CHILDREN'S, JUVENILES' SHOE STORES | - | - | - | - | - | - | - | - |
| | FAMILY SHOE STORES | 15 | 13 | 2 029 | 1 993 | 285 | 5 097 | 77 | 8 |
| 564 | CHILDREN'S, INFANTS' WEAR STORES | 3 | 3 | 127 | 127 | 15 | 278 | 7 | 3 |
| 569 | MISCELLANEOUS APPAREL, ACCESSORY STORES | - | - | - | - | - | - | - | - |

Standard Notes: - Represents zero. (D) Withheld to avoid disclosure. (NA) Not available. (X) Not applicable.
 *Nonstore retailers, part of SIC major group 53, are shown separately in this table.

TABLE 4. Standard Metropolitan Statistical Areas: 1963-Continued

| SIC code | Standard metropolitan statistical area and kind of business | Establishments | | Sales | | Payroll, entire year (\$1,000) | Payroll, workweek ended nearest Nov. 15 (dollars) | Paid employees, workweek ended nearest Nov. 15 (number) | Active proprietors of unincorporated businesses (number) |
|--|---|----------------|-----------------------|-------------------------------------|---------------------------------------|--------------------------------|---|---|--|
| | | Total (number) | With payroll (number) | Total, all establishments (\$1,000) | Establishments with payroll (\$1,000) | | | | |
| SAGINAW SMSA-Continued | | | | | | | | | |
| FURNITURE, HOME FURNISHINGS, EQUIPMENT STORES | | | | | | | | | |
| 57 | TOTAL | 110 | 78 | 14 153 | 13 631 | 2 017 | 39 739 | 481 | 101 |
| 571 | FURNITURE, HOME FURNISHINGS STORES | 62 | 42 | 7 851 | 7 501 | 1 138 | 22 751 | 240 | 57 |
| 5712 | FURNITURE STORES | 36 | 20 | 6 013 | 5 725 | 901 | 17 004 | 166 | 28 |
| 5713 | FLOOR COVERING STORES | 16 | 16 | 1 407 | 1 407 | 155 | 4 217 | 47 | 20 |
| 5714 | DRAPERY, CURTAIN, UPHOLSTERY STORES | 4 | 2 | 267 | (D) | (D) | (D) | (D) | (D) |
| 5715 | CHINA, GLASSWARE, METALWARE STORES | - | - | - | - | - | - | - | - |
| 5719 | MISCELLANEOUS HOME FURNISHINGS STORES | 6 | 4 | 164 | (D) | (D) | (D) | (D) | (D) |
| 572 | HOUSEHOLD APPLIANCE STORES | 17 | 11 | 1 503 | 1 393 | 189 | 3 446 | 42 | 13 |
| 5732 | RADIO, TELEVISION STORES | 19 | 17 | 3 726 | 3 702 | 549 | 11 057 | 162 | 22 |
| 5733 | MUSIC STORES | 12 | 8 | 1 073 | 1 035 | 141 | 2 485 | 37 | 9 |
| | RECORD SHOPS | 3 | 1 | 87 | (D) | (D) | (D) | (D) | (D) |
| | MUSICAL INSTRUMENT STORES | 9 | 7 | 986 | (D) | (D) | (D) | (D) | (D) |
| EATING, DRINKING PLACES | | | | | | | | | |
| 58 | TOTAL | 298 | 272 | 17 655 | 17 195 | 3 775 | 75 874 | 1 840 | 330 |
| 5812 | EATING PLACES | 163 | 143 | 10 875 | 10 557 | 2 757 | 53 157 | 1 291 | 176 |
| | RESTAURANTS, LUNCHROOMS | 125 | 107 | 8 031 | 7 721 | 2 036 | 38 517 | 984 | 134 |
| | CAFETERIAS | 5 | 5 | (D) | (D) | (D) | (D) | (D) | (D) |
| | REFRESHMENT PLACES | 32 | 30 | 1 658 | 1 650 | 365 | 6 817 | 186 | 41 |
| | CATERERS | 1 | 1 | (D) | (D) | (D) | (D) | (D) | (D) |
| 5813 | DRINKING PLACES (ALCOHOLIC BEVERAGES) | 135 | 129 | 6 780 | 6 638 | 1 018 | 22 717 | 549 | 154 |
| DRUG STORES, PROPRIETARY STORES | | | | | | | | | |
| 59PT(591) | TOTAL | 59 | 59 | 9 342 | 9 342 | 1 060 | 20 671 | 373 | 55 |
| 591 | DRUG STORES | 59 | 59 | 9 342 | 9 342 | 1 060 | 20 671 | 373 | 55 |
| | PROPRIETARY STORES | - | - | - | - | - | - | - | - |
| OTHER RETAIL STORES | | | | | | | | | |
| 59 EX.591 | TOTAL | 160 | 110 | 12 380 | 11 470 | 1 410 | 27 918 | 411 | 154 |
| 592 | LIQUOR STORES | 18 | 12 | 1 945 | 1 625 | 63 | 950 | 28 | 21 |
| 593 | ANTIQUARIAN, SECONDHAND STORES | 23 | 15 | 474 | 406 | 66 | 1 488 | 29 | 19 |
| 5932 | ANTIQUARIAN STORES | 2 | - | 4 | - | - | - | - | 2 |
| 5933 | SECONDHAND STORES | 21 | 15 | 470 | 406 | 66 | 1 488 | 29 | 17 |
| 594 | BOOK, STATIONERY STORES | 6 | 4 | 361 | (D) | (D) | (D) | (D) | (D) |
| 5942 | BOOK STORES | 3 | 3 | (D) | (D) | (D) | (D) | (D) | (D) |
| 5943 | STATIONERY STORES | 3 | 1 | (D) | (D) | (D) | (D) | (D) | (D) |
| 595 | SPORTING GOODS STORES, BICYCLE SHOPS | 9 | 7 | 822 | 814 | 79 | 1 714 | 33 | 12 |
| 5952 | SPORTING GOODS STORES | 8 | 6 | (D) | (D) | (D) | (D) | (D) | (D) |
| 5953 | BICYCLE SHOPS | 1 | (D) | (D) | (D) | (D) | (D) | (D) | (D) |
| 5962 | HAY, GRAIN, FEED STORES | 1 | 1 | (D) | (D) | (D) | (D) | (D) | (D) |
| 5969 | OTHER FARM SUPPLY STORES | 4 | 4 | 1 169 | 1 169 | 103 | 1 921 | 22 | - |
| | GARDEN SUPPLY STORES | 1 | 1 | (D) | (D) | (D) | (D) | (D) | (D) |
| 597 | JEWELRY STORES | 14 | 10 | 1 306 | 1 274 | 177 | 3 523 | 54 | 15 |
| 598 | FUEL, ICE DEALERS | 21 | 13 | 3 087 | 2 815 | 285 | 5 197 | 54 | 18 |
| 5982 | COAL AND WOOD DEALERS | 3 | 3 | (D) | (D) | (D) | (D) | (D) | (D) |
| | ICE DEALERS | - | - | - | - | - | - | - | - |
| 5983 | FUEL OIL DEALERS | 11 | 7 | 2 547 | 2 301 | 225 | 4 037 | 39 | 7 |
| 5984 | BOTTLED GAS DEALERS | 7 | 3 | (D) | (D) | (D) | (D) | (D) | (D) |
| 5992 | FLORISTS | 19 | 13 | 772 | 646 | 140 | 2 485 | 47 | 18 |
| 5993 | CIGAR STORES, STANDS | 4 | 2 | 79 | (D) | (D) | (D) | (D) | (D) |
| 5994 | NEWS DEALERS, NEWSSTANDS | 2 | 2 | (D) | (D) | (D) | (D) | (D) | (D) |
| 5996 | CAMERA, PHOTOGRAPHIC SUPPLY STORES | 2 | 2 | (D) | (D) | (D) | (D) | (D) | (D) |
| 5997 | GIFT, NOVELTY, SOUVENIR SHOPS | 2 | 2 | (D) | (D) | (D) | (D) | (D) | (D) |
| 5998 | OPTICAL GOODS STORES | 10 | 10 | 469 | 469 | 95 | 1 678 | 17 | 8 |
| 5999 | TYPEWRITER STORES | 4 | 2 | 557 | (D) | (D) | (D) | (D) | (D) |
| | LUGGAGE, LEATHER GOODS STORES | 1 | 1 | (D) | (D) | (D) | (D) | (D) | (D) |
| | Hobby, Toy, Game Shops | 1 | 1 | (D) | (D) | (D) | (D) | (D) | (D) |
| | RELIGIOUS GOODS STORES | - | - | - | - | - | - | - | - |
| | PET SHOPS | 3 | 1 | 13 | (D) | (D) | (D) | (D) | (D) |
| | OTHER | 15 | 7 | 375 | 323 | 68 | 1 186 | 16 | 15 |
| NONSTORE RETAILERS* | | | | | | | | | |
| 53 PART* | TOTAL | 119 | 19 | 5 445 | 3 855 | 377 | 8 341 | 88 | 116 |
| 532 | MAIL-ORDER HOUSES | 2 | - | 12 | - | - | - | - | 2 |
| 534 | MERCHANDISE VENDING MACHINE OPERATORS | 20 | 8 | 3 008 | 2 642 | 213 | 4 377 | 49 | 17 |
| 535 | DIRECT SELLING (HOUSE-TO-HOUSE) ORGANIZATIONS | 97 | 11 | 2 425 | 1 213 | 164 | 3 964 | 39 | 97 |

Standard Notes: - Represents zero. (D) Withheld to avoid disclosure. (NA) Not available. (X) Not applicable.
 *Nonstore retailers, part of SIC major group 53, are shown separately in this table.

TABLE 4. Standard Metropolitan Statistical Areas: 1963-Continued

| SIC code | Standard metropolitan statistical area and kind of business | Establishments | | Sales | | Payroll, entire year (\$1,000) | Payroll, workweek ended nearest Nov. 15 (dollars) | Paid employees, workweek ended nearest Nov. 15 (number) | Active proprietors of unincorporated businesses (number) |
|---------------------------------|--|---|--------------------------|--|--|-----------------------------------|--|--|---|
| | | Total (number) | With payroll (number) | Total, all establishments (\$1,000) | Establishments with payroll (\$1,000) | | | | |
| <u>TOLEDO, OHIO-MICH., SMSA</u> | | Consists of Lucas and Wood Counties, Ohio, and Monroe County, Mich. | | | | | | | |
| | RETAIL TRADE, TOTAL | 5 090 | 3 816 | 837 544 | 809 800 | 98 240 | 1 929 374 | 29 691 | 4 393 |
| | LUMBER, BUILDING MATERIALS, HARDWARE, FARM EQUIPMENT DEALERS | | | | | | | | |
| 52 | TOTAL | 313 | 245 | 41 985 | 40 935 | 5 277 | 104 537 | 1 132 | 241 |
| 521 | LUMBER YARDS | 54 | 52 | 16 787 | 16 781 | 2 105 | 41 244 | 378 | 20 |
| | BUILDING MATERIALS DEALERS | 47 | 39 | 6 488 | 6 270 | 862 | 18 076 | 182 | 31 |
| 522 | HEATING, PLUMBING EQUIPMENT DEALERS | 28 | 14 | (0) | (0) | (0) | (0) | (0) | (0) |
| 523 | PAINT, GLASS, WALLPAPER STORES | 32 | 30 | 2 432 | 2 410 | 428 | 8 352 | 100 | 13 |
| 524 | ELECTRICAL SUPPLY STORES | 1 | 1 | (0) | (0) | (0) | (0) | (0) | (0) |
| 5251 | HARDWARE STORES | 108 | 76 | 8 929 | 8 339 | 1 048 | 21 168 | 295 | 113 |
| 5252 | FARM EQUIPMENT DEALERS | 43 | 33 | 5 680 | 5 600 | 552 | 10 055 | 118 | 39 |
| | GENERAL MERCHANDISE GROUP STORES* | | | | | | | | |
| 53 PART* | TOTAL | 123 | 103 | 127 919 | 127 399 | 19 374 | 363 136 | 6 369 | 78 |
| 531 | DEPARTMENT STORES | 21 | 21 | 101 078 | 101 078 | 15 565 | 290 886 | 5 066 | - |
| 533 | LIMITED PRICE VARIETY STORES | 54 | 44 | 13 435 | 13 095 | 2 197 | 39 937 | 857 | 38 |
| 539 | GENERAL MERCHANDISE STORES | 36 | 32 | 13 091 | 12 961 | 1 572 | 31 537 | 433 | 27 |
| | DRY GOODS STORES | 6 | 2 | 211 | (0) | (0) | (0) | (0) | (0) |
| | SEWING, NEEDLEWORK STORES | 6 | 4 | 104 | (0) | (0) | (0) | (0) | (0) |
| | FOOD STORES | | | | | | | | |
| 54 | TOTAL | 739 | 499 | 202 438 | 195 940 | 14 566 | 292 310 | 4 437 | 673 |
| 541 | GROCERY STORES, INCLUDING DELICATESSENS | 550 | 370 | 190 713 | 184 861 | 12 928 | 260 504 | 3 872 | 515 |
| 542 | MEAT MARKETS | 22 | 22 | 4 567 | 4 567 | 602 | 10 677 | 145 | 21 |
| | FISH (SEAFOOD) MARKETS | 2 | 2 | (0) | (0) | (0) | (0) | (0) | (0) |
| 543 | FRUIT STORES, VEGETABLE MARKETS, CANDY, NUT, CONFECTIONERY STORES | 24 | 10 | 862 | 686 | 44 | 849 | 17 | 24 |
| 544 | DAIRY PRODUCTS STORES | 42 | 22 | 1 061 | 869 | 116 | 1 867 | 50 | 32 |
| 545 | RETAIL BAKERIES, MANUFACTURING | 27 | 21 | 2 204 | 2 168 | 220 | 4 091 | 73 | 13 |
| 546 | RETAIL BAKERIES, NONMANUFACTURING | 62 | 48 | 2 309 | 2 171 | 545 | 11 851 | 241 | 54 |
| 5462 | RETAIL BAKERIES, MANUFACTURING | 41 | 33 | 1 710 | 1 652 | 458 | 10 008 | 202 | 41 |
| 5463 | RETAIL BAKERIES, NONMANUFACTURING | 21 | 15 | 599 | 519 | 87 | 1 843 | 39 | 13 |
| 549 | EGG AND POULTRY DEALERS | - | - | - | - | - | - | - | - |
| | OTHER | 10 | 4 | (0) | (0) | (0) | (0) | (0) | (0) |
| | AUTOMOTIVE DEALERS | | | | | | | | |
| 55 EX. 554 | TOTAL | 247 | 193 | 161 507 | 159 703 | 14 991 | 295 580 | 2 536 | 168 |
| 551 | PASSENGER CAR DEALERS, FRANCHISED | 90 | 88 | 140 246 | 140 058 | 12 665 | 249 710 | 2 074 | 33 |
| | DOMESTIC CAR DEALERS | 74 | 72 | 118 515 | 118 327 | 10 411 | 215 294 | 1 689 | 28 |
| | IMPORTED CAR DEALERS | 6 | 6 | (0) | (0) | (0) | (0) | (0) | (0) |
| | DOMESTIC AND IMPORTED CAR DEALERS | 10 | 10 | (0) | (0) | (0) | (0) | (0) | (0) |
| 552 | PASSENGER CAR DEALERS, NONFRANCHISED | 67 | 37 | 8 390 | 7 442 | 556 | 11 065 | 108 | 64 |
| 553 | TIRE, BATTERY, ACCESSORY DEALERS | 40 | 30 | 6 165 | 6 011 | 1 039 | 20 953 | 201 | 38 |
| | HOME AND AUTO SUPPLY STORES | 9 | 9 | 1 836 | 1 836 | 291 | 5 603 | 67 | 3 |
| 559 | MISCELLANEOUS AIRCRAFT, MARINE, AUTOMOTIVE DEALERS | 41 | 29 | 4 870 | 4 356 | 440 | 8 249 | 86 | 30 |
| | AIRCRAFT, BOAT, MOTORCYCLE DEALERS | 22 | 18 | 2 583 | 2 559 | 293 | 5 568 | 59 | 16 |
| | HOUSEHOLD TRAILER DEALERS | 13 | 9 | 1 742 | (0) | (0) | (0) | (0) | (0) |
| | OTHER AUTOMOTIVE DEALERS | 6 | 2 | 545 | (0) | (0) | (0) | (0) | (0) |
| | GASOLINE SERVICE STATIONS | | | | | | | | |
| 55PT(554) | TOTAL | 732 | 608 | 68 158 | 62 656 | 5 845 | 123 965 | 1 938 | 695 |
| | APPAREL, ACCESSORY STORES | | | | | | | | |
| 56 | TOTAL | 273 | 235 | 34 027 | 33 113 | 4 972 | 92 286 | 1 560 | 165 |
| 561, 567 | MEN'S, BOYS' APPAREL STORES, CUSTOM TAILORS | 58 | 56 | 9 610 | 9 578 | 1 697 | 28 960 | 474 | 30 |
| 561 | MEN'S, BOYS' CLOTHING AND FURNISHINGS STORES | 55 | 55 | (0) | (0) | (0) | (0) | (0) | (0) |
| 567 | CUSTOM TAILORS | 3 | 1 | (0) | (0) | (0) | (0) | (0) | (0) |
| 562-3, 568 | WOMEN'S CLOTHING, SPECIALTY STORES | 88 | 82 | 11 989 | 11 807 | 1 766 | 34 903 | 610 | 61 |
| 562 | WOMEN'S READY-TO-WEAR STORES | 61 | 55 | 8 257 | 8 075 | 1 259 | 24 194 | 408 | 41 |
| 563, 568 | WOMEN'S ACCESSORY, SPECIALTY STORES, FURRIERS | 27 | 27 | 3 732 | 3 732 | 507 | 10 709 | 202 | 20 |
| 563 | MILLINERY STORES | 6 | 6 | 248 | 248 | 41 | 769 | 22 | 1 |
| | CORSET, LINGERIE STORES | 2 | 2 | (0) | (0) | (0) | (0) | (0) | (0) |
| | HOSIERY STORES | 2 | 2 | (0) | (0) | (0) | (0) | (0) | (0) |
| | APPAREL, ACCESSORY, OTHER SPECIALTY STORES | 13 | 13 | 2 644 | 2 644 | 290 | 6 207 | 119 | 12 |
| 568 | FURRIERS, FUR SHOPS | 4 | 4 | 540 | 540 | 132 | 2 862 | 40 | 3 |
| 565 | FAMILY CLOTHING STORES | 30 | 16 | 2 600 | 2 470 | 279 | 5 824 | 111 | 30 |
| 566 | SHOE STORES | 87 | 77 | 9 140 | 8 894 | 1 175 | 22 220 | 353 | 30 |
| | MEN'S SHOE STORES | 6 | 6 | (0) | (0) | (0) | (0) | (0) | (0) |
| | WOMEN'S SHOE STORES | 11 | 11 | 1 802 | 1 802 | 273 | 5 388 | 77 | 1 |
| | CHILDREN'S, JUVENILES' SHOE STORES | 5 | 5 | (0) | (0) | (0) | (0) | (0) | (0) |
| | FAMILY SHOE STORES | 65 | 55 | 6 581 | 6 335 | 786 | 15 072 | 250 | 27 |
| 564 | CHILDREN'S, INFANTS' WEAR STORES | 4 | 4 | 364 | 364 | 55 | 379 | 12 | 4 |
| 569 | MISCELLANEOUS APPAREL, ACCESSORY STORES | 6 | - | 324 | - | - | - | - | 10 |

Standard Notes: - Represents zero. (D) Withheld to avoid disclosure. (NA) Not available. (X) Not applicable.
*Nonstore retailers, part of SIC major group 53, are shown separately in this table.

TABLE 4. Standard Metropolitan Statistical Areas: 1963—Continued

| SIC code | Standard metropolitan statistical area and kind of business | Establishments | | Sales | | Payroll, entire year (\$1,000) | Payroll, workweek ended nearest Nov. 15 (dollars) | Paid employees, workweek ended nearest Nov. 15 (number) | Active proprietors of unincorporated businesses (number) |
|--|---|----------------|-----------------------|-------------------------------------|---------------------------------------|--------------------------------|---|---|--|
| | | Total (number) | With payroll (number) | Total, all establishments (\$1,000) | Establishments with payroll (\$1,000) | | | | |
| TOLEDO, OHIO-MICH., SMSA—Continued | | | | | | | | | |
| FURNITURE, HOME FURNISHINGS, EQUIPMENT STORES | | | | | | | | | |
| S7 | TOTAL | 299 | 205 | 33 610 | 32 010 | 4 957 | 91 338 | 1 061 | 253 |
| S71 | FURNITURE, HOME FURNISHINGS STORES | 148 | 100 | 17 289 | 16 687 | 3 018 | 52 578 | 594 | 127 |
| S712 | FURNITURE STORES | 89 | 69 | 14 273 | 14 099 | 2 550 | 43 471 | 480 | 68 |
| S713 | FLOOR COVERING STORES | 29 | 15 | 1 888 | 1 632 | 278 | 5 493 | 55 | 29 |
| S714 | DRAPERY, CURTAIN, UPHOLSTERY STORES | 14 | 10 | 738 | 688 | 141 | 2 606 | 42 | 16 |
| S715 | CHINA, GLASSWARE, METALWARE STORES | 9 | 1 | 83 | (0) | (0) | (0) | (0) | (0) |
| S719 | MISCELLANEOUS HOME FURNISHINGS STORES | 7 | 5 | 307 | (0) | (0) | (0) | (0) | (0) |
| S72 | HOUSEHOLD APPLIANCE STORES | 75 | 53 | 10 099 | 9 495 | 1 063 | 21 303 | 231 | 58 |
| S732 | RADIO, TELEVISION STORES | 42 | 34 | 2 625 | 2 455 | 307 | 6 830 | 88 | 40 |
| S733 | MUSIC STORES | 34 | 18 | 3 597 | 3 373 | 569 | 10 627 | 148 | 28 |
| | RECORD SHOPS | 9 | 5 | 578 | 518 | 93 | 1 698 | 28 | 7 |
| | MUSICAL INSTRUMENT STORES | 25 | 13 | 3 019 | 2 855 | 476 | 8 929 | 120 | 21 |
| EATING, DRINKING PLACES | | | | | | | | | |
| S8 | TOTAL | 1 264 | 1 078 | 73 051 | 69 587 | 16 293 | 330 087 | 7 275 | 1 164 |
| S812 | EATING PLACES | 722 | 598 | 50 939 | 48 777 | 12 623 | 252 915 | 5 694 | 616 |
| | RESTAURANTS, LUNCHROOMS | 503 | 437 | 37 911 | 36 517 | 9 466 | 188 510 | 4 293 | 450 |
| | CAFETERIAS | 16 | 14 | 2 867 | 2 765 | 1 031 | 20 015 | 399 | 15 |
| | REFRESHMENT PLACES | 160 | 110 | 7 419 | 6 773 | 1 340 | 27 302 | 681 | 136 |
| | CATERERS | 43 | 37 | 2 742 | 2 722 | 786 | 17 088 | 321 | 15 |
| S813 | DRINKING PLACES (ALCOHOLIC BEVERAGES) | 542 | 480 | 22 112 | 20 810 | 3 670 | 77 172 | 1 581 | 548 |
| DRUG STORES, PROPRIETARY STORES | | | | | | | | | |
| S9PT(S91) | TOTAL | 181 | 173 | 31 687 | 31 481 | 4 480 | 86 503 | 1 357 | 114 |
| S91 | DRUG STORES | 171 | 165 | 31 111 | 31 013 | 4 420 | 85 418 | 1 331 | 105 |
| | PROPRIETARY STORES | 10 | 8 | 576 | 468 | 60 | 1 085 | 26 | 9 |
| OTHER RETAIL STORES | | | | | | | | | |
| S9 EX,S91 | TOTAL | 650 | 422 | 47 597 | 43 645 | 5 421 | 105 090 | 1 499 | 588 |
| S92 | LIQUOR STORES | 132 | 90 | 15 464 | 14 104 | 665 | 12 985 | 229 | 129 |
| S93 | ANTIQUA STORES, SECONDHAND STORES | 59 | 41 | 2 881 | 2 569 | 410 | 8 220 | 123 | 48 |
| S932 | ANTIQUA STORES | 11 | 1 | 317 | (0) | (0) | (0) | (0) | (0) |
| S933 | SECONDHAND STORES | 48 | 40 | 2 564 | (0) | (0) | (0) | (0) | (0) |
| S94 | BOOK, STATIONERY STORES | 14 | 10 | 786 | 734 | 129 | 2 309 | 45 | 11 |
| S942 | BOOK STORES | 5 | 3 | 332 | 296 | 45 | 750 | 17 | 2 |
| S943 | STATIONERY STORES | 9 | 7 | 454 | 438 | 84 | 1 559 | 28 | 9 |
| S95 | SPORTING GOODS STORES, BICYCLE SHOPS | 36 | 16 | 2 100 | 1 736 | 244 | 4 722 | 60 | 32 |
| S952 | SPORTING GOODS STORES | 26 | 12 | 1 849 | 1 585 | 230 | 4 429 | 54 | 22 |
| S953 | BICYCLE SHOPS | 10 | 4 | 251 | 151 | 14 | 293 | 6 | 10 |
| S962 | HAY, GRAIN, FEED STORES | 6 | 4 | 486 | 416 | 28 | 433 | 6 | 6 |
| S969 | OTHER FARM SUPPLY STORES | 19 | 13 | 3 619 | 3 493 | 274 | 5 579 | 73 | 11 |
| | GARDEN SUPPLY STORES | 9 | 7 | 1 062 | 1 034 | 142 | 2 489 | 38 | 7 |
| S97 | JEWELRY STORES | 56 | 42 | 6 250 | 6 134 | 1 210 | 23 653 | 290 | 46 |
| S98 | FUEL, ICE DEALERS | 34 | 28 | 3 978 | 3 862 | 542 | 10 634 | 117 | 22 |
| S982 | COAL AND WOOD DEALERS | 15 | 11 | 1 435 | 1 335 | 225 | 4 449 | 51 | 8 |
| | ICE DEALERS | 1 | 1 | (0) | (0) | (0) | (0) | (0) | (0) |
| S983 | FUEL OIL DEALERS | 8 | 8 | 1 302 | 1 302 | 113 | 2 211 | 25 | 6 |
| S984 | BOTTLED GAS DEALERS | 10 | 8 | (0) | (0) | (0) | (0) | (0) | (0) |
| S992 | FLORISTS | 70 | 50 | 2 939 | 2 683 | 617 | 11 288 | 188 | 68 |
| S993 | CIGAR STORES, STANDS | 14 | 10 | 575 | 545 | 75 | 1 512 | 37 | 11 |
| S994 | NEWS DEALERS, NEWSSTANDS | 9 | 7 | 330 | 316 | 56 | 1 255 | 15 | 10 |
| S996 | CAMERA, PHOTOGRAPHIC SUPPLY STORES | 8 | 6 | 1 261 | 1 147 | 183 | 3 379 | 40 | 2 |
| S997 | GIFT, NOVELTY, SOUVENIR SHOPS | 38 | 14 | 570 | 372 | 62 | 1 266 | 30 | 42 |
| S998 | OPTICAL GOODS STORES | 42 | 38 | 2 174 | 2 090 | 407 | 7 639 | 94 | 39 |
| S999 | TYPEWRITER STORES | 5 | 5 | 282 | 282 | 56 | 1 136 | 20 | 4 |
| | LUGGAGE, LEATHER GOODS STORES | - | - | - | - | - | - | - | - |
| | HOBBY, TOY, GAME SHOPS | 19 | 11 | 820 | 740 | 94 | 1 961 | 34 | 16 |
| | RELIGIOUS GOODS STORES | 4 | 4 | (0) | (0) | (0) | (0) | (0) | (0) |
| | PET SHOPS | 13 | 5 | 269 | 199 | 27 | 736 | 12 | 16 |
| | OTHER | 63 | 21 | (0) | (0) | (0) | (0) | (0) | (0) |
| NONSTORE RETAILERS* | | | | | | | | | |
| S3 PART* | TOTAL | 269 | 55 | 15 565 | 13 331 | 2 064 | 44 542 | 527 | 254 |
| S32 | MAIL-ORDER HOUSES | 19 | 13 | 2 846 | 2 804 | 207 | 4 114 | 83 | 13 |
| S34 | MERCHANDISE VENDING MACHINE OPERATORS | 30 | 16 | 5 931 | 5 563 | 601 | 18 875 | 181 | 24 |
| S35 | DIRECT SELLING (HOUSE-TO-HOUSE) ORGANIZATIONS | 220 | 26 | 6 788 | 4 964 | 1 056 | 21 553 | 263 | 217 |

Standard Notes: - Represents zero. (D) Withheld to avoid disclosure. (NA) Not available. (X) Not applicable.
 *Nonstore retailers, part of SIC major group 53, are shown separately in this table.

TABLE 5. Counties With 500 Establishments or More: 1963

| SIC code | County and kind of business | Establishments | | Sales | | Payroll, entire year (\$1,000) | Payroll, workweek ended nearest Nov. 15 (dollars) | Paid employees, workweek ended nearest Nov. 15 (number) | Active proprietors of unincorporated businesses (number) |
|-----------------------|--|----------------|-----------------------|-------------------------------------|---------------------------------------|--------------------------------|---|---|--|
| | | Total (number) | With payroll (number) | Total, all establishments (\$1,000) | Establishments with payroll (\$1,000) | | | | |
| <u>ALLEGAN COUNTY</u> | | | | | | | | | |
| | RETAIL TRADE, TOTAL | 592 | 446 | 68 525 | 65 545 | 6 032 | 112 764 | 1 830 | 634 |
| | LUMBER, BUILDING MATERIALS, HARDWARE, FARM EQUIPMENT DEALERS | | | | | | | | |
| 52 | TOTAL | 59 | 51 | 5 954 | 5 740 | 599 | 10 999 | 143 | 62 |
| 521 | LUMBER AND OTHER BUILDING MATERIALS DEALERS | 14 | 14 | 1 787 | 1 787 | 223 | 3 931 | 48 | 11 |
| 522-524 | HEATING, PLUMBING, PAINT, ELECTRICAL STORES | 9 | 5 | 313 | 217 | 32 | 519 | 7 | 13 |
| 5251 | HARDWARE STORES | 19 | 15 | 1 266 | 1 148 | 120 | 2 304 | 33 | 22 |
| 5252 | FARM EQUIPMENT DEALERS | 17 | 17 | 2 588 | 2 588 | 224 | 4 245 | 55 | 16 |
| | GENERAL MERCHANDISE GROUP STORES* | | | | | | | | |
| 53 PART* | TOTAL | 23 | 19 | 2 119 | 2 101 | 239 | 4 771 | 128 | 24 |
| 531 | DEPARTMENT STORES | 1 | 1 | (D) | (D) | (0) | (0) | (D) | (0) |
| 533 | LIMITED PRICE VARIETY STORES | 11 | 11 | 926 | 926 | 120 | 2 359 | 64 | 12 |
| 539 | MISCELLANEOUS GENERAL MERCHANDISE STORES | 11 | 7 | (D) | (D) | (D) | (D) | (D) | (0) |
| | FOOD STORES | | | | | | | | |
| 54 | TOTAL | 101 | 69 | 16 964 | 15 792 | 1 141 | 19 577 | 384 | 109 |
| 541 | GROCERY STORES, INCLUDING DELICATESSENS | 87 | 59 | 16 351 | 15 267 | 1 086 | 18 466 | 362 | 95 |
| 542 | MEAT MARKETS, FISH (SEAFOOD) MARKETS | 3 | 3 | (0) | (0) | (0) | (D) | (0) | (0) |
| 543 | FRUIT STORES, VEGETABLE MARKETS | 6 | 2 | (0) | (0) | (0) | (D) | (0) | (0) |
| 544 | CANOPY, NUT, CONFECTIONERY STORES | - | - | 2 | 2 | 1 | - | - | - |
| 545-549 | OTHER FOOD STORES | 5 | 5 | 200 | 200 | 33 | 579 | 12 | 4 |
| | AUTOMOTIVE DEALERS | | | | | | | | |
| 55 EX.554 | TOTAL | 50 | 40 | 16 808 | 16 594 | 1 273 | 24 137 | 245 | 52 |
| | GASOLINE SERVICE STATIONS | | | | | | | | |
| 55PT(554) | TOTAL | 72 | 56 | 5 752 | 5 186 | 438 | 8 212 | 133 | 83 |
| | APPAREL, ACCESSORY STORES | | | | | | | | |
| 56 | TOTAL | 27 | 23 | 1 945 | 1 845 | 182 | 3 754 | 82 | 26 |
| 561-567 | MEN'S, BOYS' APPAREL STORES, CUSTOM TAILORS | 2 | 2 | (0) | (0) | (0) | (0) | (D) | (D) |
| 562-3,568 | WOMEN'S CLOTHING, SPECIALTY STORES | 9 | 9 | 382 | 382 | 34 | 642 | 22 | 9 |
| 562 | WOMEN'S READY-TO-WEAR STORES | 6 | 6 | 271 | 271 | 25 | 464 | 14 | 7 |
| 563-568 | WOMEN'S ACCESSORY, SPECIALTY STORES, FURRIERS | 3 | 3 | 111 | 111 | 9 | 178 | 8 | 2 |
| 565 | FAMILY CLOTHING STORES | 12 | 8 | 1 132 | 1 032 | 110 | 2 356 | 48 | 11 |
| 566 | SHOE STORES | 3 | 3 | 232 | 232 | 21 | 384 | 6 | 3 |
| 564-569 | OTHER APPAREL, ACCESSORY STORES | 1 | 1 | (0) | (0) | (0) | (0) | (0) | (0) |
| | FURNITURE, HOME FURNISHINGS, EQUIPMENT STORES | | | | | | | | |
| 57 | TOTAL | 23 | 17 | 1 094 | 1 044 | 150 | 2 822 | 38 | 16 |
| 571 | FURNITURE, HOME FURNISHINGS STORES | 8 | 4 | 235 | 209 | 31 | 496 | 8 | 6 |
| 572-573 | HOUSEHOLD APPLIANCE, RADIO, TELEVISION, MUSIC STORES | 15 | 13 | 859 | 835 | 119 | 2 326 | 30 | 10 |
| | EATING, DRINKING PLACES | | | | | | | | |
| 58 | TOTAL | 114 | 100 | 4 349 | 4 197 | 736 | 14 328 | 326 | 140 |
| 5812 | EATING PLACES | 79 | 67 | 2 498 | 2 404 | 494 | 9 683 | 247 | 99 |
| 5813 | DRINKING PLACES (ALCOHOLIC BEVERAGES) | 35 | 33 | 1 851 | 1 793 | 242 | 4 645 | 79 | 41 |
| | DRUG STORES, PROPRIETARY STORES | | | | | | | | |
| 59PT(591) | TOTAL | 14 | 14 | 2 229 | 2 229 | 239 | 4 357 | 83 | 12 |
| 591 | DRUG STORES | 14 | 14 | 2 229 | 2 229 | 239 | 4 357 | 83 | 12 |
| | PROPRIETARY STORES | - | - | - | - | - | - | - | - |
| | OTHER RETAIL STORES | | | | | | | | |
| 59 EX.591 | TOTAL | 84 | 50 | 9 670 | 9 248 | 889 | 16 548 | 235 | 84 |
| 592 | LIQUOR STORES | 1 | 1 | (0) | (0) | (D) | (D) | (D) | (D) |
| 593 | ANTIQUA STORES, SECONDHAND STORES | 18 | 6 | 267 | 149 | 27 | 447 | 8 | 18 |
| 594 | BOOK, STATIONERY STORES | - | - | - | - | - | - | - | - |
| 595 | SPORTING GOODS STORES, BICYCLE SHOPS | 2 | 2 | (0) | (0) | (0) | (0) | (0) | (0) |
| 596 | FARM, GARDEN SUPPLY STORES, INCLUDING FEEO STORES | 23 | 19 | 7 805 | 7 745 | 694 | 12 880 | 176 | 17 |
| 597 | JEWELRY STORES | 10 | 2 | 202 | (0) | (0) | (0) | (0) | (0) |
| 598 | FUEL, ICE DEALERS | 13 | 7 | 819 | 765 | 114 | 2 148 | 25 | 13 |
| 599 | OTHER STORES | 17 | 13 | 485 | 433 | 42 | 803 | 19 | 23 |
| | NONSTORE RETAILERS* | | | | | | | | |
| 53 PART* | TOTAL | 25 | 7 | 1 641 | 1 569 | 146 | 3 259 | 33 | 26 |

Standard Notes: - Represents zero. (D) Withheld to avoid disclosure. (NA) Not available. (X) Not applicable.
 *Nonstore retailers, part of SIC major group 53, are shown separately in this table.

TABLE 5. Counties With 500 Establishments or More: 1963-Continued

| SIC code | County and kind of business | Establishments | | Sales | | Payroll, entire year (\$1,000) | Payroll, workweek ended nearest Nov. 15 (dollars) | Paid employees, workweek ended nearest Nov. 15 (number) | Active proprietors of unincorporated businesses (number) |
|-----------|---|----------------|-----------------------|-------------------------------------|---------------------------------------|--------------------------------|---|---|--|
| | | Total (number) | With payroll (number) | Total, all establishments (\$1,000) | Establishments with payroll (\$1,000) | | | | |
| | <u>BAY COUNTY</u> (BAY CITY COEXTENSIVE WITH BAY CITY SMSA, SEE TABLE 4) | | | | | | | | |
| | <u>BERRIEN COUNTY</u> | | | | | | | | |
| | RETAIL TRADE, TOTAL | 1 464 | 1 166 | 213 704 | 206 874 | 22 825 | 476 355 | 7 622 | 1 424 |
| | LUMBER, BUILDING MATERIALS, HARDWARE, FARM EQUIPMENT DEALERS | | | | | | | | |
| | TOTAL | 87 | 77 | 17 477 | 17 243 | 2 349 | 45 538 | 508 | 73 |
| S2 | LUMBER AND OTHER BUILDING MATERIALS DEALERS | 31 | 31 | 12 534 | 12 534 | 1 785 | 34 072 | 372 | 16 |
| S22-524 | HEATING, PLUMBING, PAINT, ELECTRICAL STORES | 23 | 17 | 1 335 | 1 255 | 235 | 4 944 | 50 | 20 |
| S251 | HARDWARE STORES | 22 | 20 | 1 751 | 1 649 | 195 | 3 815 | 56 | 25 |
| S252 | FARM EQUIPMENT DEALERS | 11 | 9 | 1 857 | 1 805 | 134 | 2 707 | 30 | 12 |
| | GENERAL MERCHANDISE GROUP STORES* | | | | | | | | |
| | TOTAL | 54 | 44 | 24 062 | 23 886 | 3 460 | 80,262 | 1 419 | 40 |
| S3 PART* | DEPARTMENT STORES | 8 | 8 | 16 155 | 16 155 | 2 443 | 59 524 | 961 | - |
| S31 | LIMITED PRICE VARIETY STORES | 16 | 16 | 3 862 | 3 862 | 608 | 12 637 | 323 | 5 |
| S33 | MISCELLANEOUS GENERAL MERCHANDISE STORES | 30 | 20 | 4 045 | 3 869 | 409 | 8 101 | 135 | 35 |
| | FOOD STORES | | | | | | | | |
| | TOTAL | 208 | 156 | 50 776 | 49 286 | 3 378 | 68 323 | 1 124 | 225 |
| S4 | GROCERY STORES, INCLUDING DELICATESSENS | 155 | 117 | 48 510 | 47 292 | 3 142 | 62 687 | 1 019 | 169 |
| S41 | MEAT MARKETS, FISH (SEAFOOD) MARKETS | 10 | 8 | 1 026 | 970 | 78 | 2 282 | 26 | 10 |
| S42 | FRUIT STORES, VEGETABLE MARKETS | 9 | 7 | 366 | 272 | 22 | 536 | 13 | 9 |
| S43 | CANDY, NUT, CONFECTIONERY STORES | 4 | 4 | 49 | 49 | 8 | 204 | 8 | 3 |
| S44 | OTHER FOOD STORES | 30 | 20 | 825 | 703 | 128 | 2 614 | 58 | 34 |
| S45-549 | | | | | | | | | |
| | AUTOMOTIVE DEALERS | | | | | | | | |
| | TOTAL | 106 | 84 | 40 772 | 39 902 | 3 758 | 76 842 | 780 | 78 |
| S5 EX.554 | GASOLINE SERVICE STATIONS | | | | | | | | |
| | TOTAL | 235 | 189 | 21 886 | 20 412 | 1 649 | 37 936 | 650 | 245 |
| S5PT(554) | | | | | | | | | |
| | APPAREL, ACCESSORY STORES | | | | | | | | |
| | TOTAL | 72 | 70 | 8 556 | 8 538 | 1 195 | 22 615 | 408 | 53 |
| S6 | MEN'S, BOYS' APPAREL STORES, CUSTOM TAILORS | 14 | 14 | 2 056 | 2 056 | 298 | 5 529 | 73 | 11 |
| S61,567 | WOMEN'S CLOTHING, SPECIALTY STORES | 28 | 26 | 3 332 | 3 314 | 501 | 8 960 | 176 | 21 |
| S62-3,568 | WOMEN'S READY-TO-WEAR STORES | 16 | 16 | 2 610 | 2 610 | 428 | 7 523 | 140 | 6 |
| S62 | WOMEN'S ACCESSORY, SPECIALTY STORES, FURRIERS | 12 | 10 | 722 | 704 | 73 | 1 437 | 36 | 15 |
| S63,568 | FAMILY CLOTHING STORES | 9 | 9 | 1 553 | 1 553 | 163 | 3 526 | 74 | 10 |
| S65 | SHOE STORES | 16 | 16 | 1 414 | 1 414 | 212 | 4 059 | 71 | 5 |
| S66 | OTHER APPAREL, ACCESSORY STORES | 5 | 5 | 201 | 201 | 21 | 541 | 14 | 6 |
| S64,569 | | | | | | | | | |
| | FURNITURE, HOME FURNISHINGS, EQUIPMENT STORES | | | | | | | | |
| | TOTAL | 87 | 67 | 8 715 | 8 429 | 1 104 | 21 207 | 261 | 77 |
| S7 | FURNITURE, HOME FURNISHINGS STORES | 40 | 28 | 4 546 | 4 372 | 640 | 11 804 | 145 | 33 |
| S71 | HOUSEHOLD APPLIANCE, RADIO, TELEVISION, MUSIC STORES | 47 | 39 | 4 169 | 4 057 | 464 | 9 403 | 116 | 44 |
| S72,573 | | | | | | | | | |
| | EATING, DRINKING PLACES | | | | | | | | |
| | TOTAL | 331 | 299 | 16 899 | 15 941 | 3 138 | 69 472 | 1 658 | 365 |
| S8 | EATING PLACES | 224 | 200 | 11 033 | 10 623 | 2 436 | 53 901 | 1 328 | 236 |
| S812 | DRINKING PLACES (ALCOHOLIC BEVERAGES) | 107 | 99 | 5 866 | 5 318 | 702 | 15 571 | 330 | 129 |
| S813 | | | | | | | | | |
| | DRUG STORES, PROPRIETARY STORES | | | | | | | | |
| | TOTAL | 45 | 45 | 7 765 | 7 765 | 964 | 18 636 | 318 | 40 |
| S9PT(591) | DRUG STORES | 39 | 39 | 7 194 | 7 194 | 900 | 17 410 | 292 | 34 |
| S91 | PROPRIETARY STORES | 6 | 6 | 571 | 571 | 64 | 1 226 | 26 | 6 |
| | OTHER RETAIL STORES | | | | | | | | |
| | TOTAL | 192 | 126 | 14 094 | 13 006 | 1 360 | 27 692 | 419 | 186 |
| S9 EX.591 | LIQUOR STORES | 19 | 15 | 2 007 | 1 845 | 71 | 1 907 | 34 | 23 |
| S92 | ANTIQUA STORES, SECONDHAND STORES | 18 | 6 | 427 | 239 | 44 | 806 | 12 | 20 |
| S93 | BOOK, STATIONERY STORES | 1 | 1 | (0) | (0) | (0) | (0) | (0) | (0) |
| S94 | SPORTING GOODS STORES, BICYCLE SHOPS | 21 | 13 | 791 | 651 | 82 | 1 684 | 27 | 19 |
| S95 | FARM, GARDEN SUPPLY STORES, INCLUDING FEED STORES | 29 | 27 | 5 361 | 5 331 | 368 | 6 579 | 103 | 26 |
| S96 | JEWELRY STORES | 24 | 16 | 1 308 | 1 186 | 195 | 4 399 | 62 | 17 |
| S97 | FUEL, ICE DEALERS | 27 | 15 | 2 530 | 2 390 | 392 | 7 911 | 91 | 22 |
| S98 | OTHER STORES | 53 | 33 | (0) | (0) | (0) | (0) | (0) | (0) |
| S99 | | | | | | | | | |
| | NONSTORE RETAILERS* | | | | | | | | |
| | TOTAL | 47 | 9 | 2 702 | 2 466 | 470 | 7 832 | 77 | 42 |
| S3 PART* | | | | | | | | | |

Standard Notes: - Represents zero. (D) Withheld to avoid disclosure. (NA) Not available. (X) Not applicable.
*Nonstore retailers, part of SIC major group 53, are shown separately in this table.

TABLE 5. Counties With 500 Establishments or More: 1963-Continued

| SIC code | County and kind of business | Establishments | | Sales | | Payroll, entire year (\$1,000) | Payroll, workweek ended nearest Nov. 15 (dollars) | Paid employees, workweek ended nearest Nov. 15 (number) | Active proprietors of unincorporated businesses (number) |
|-----------------------|--|----------------|-----------------------|-------------------------------------|---------------------------------------|--------------------------------|---|---|--|
| | | Total (number) | With payroll (number) | Total, all establishments (\$1,000) | Establishments with payroll (\$1,000) | | | | |
| CALHOUN COUNTY | | | | | | | | | |
| | RETAIL TRADE, TOTAL | 1 285 | 1 025 | 190 675 | 185 551 | 20 470 | 398 342 | 6 559 | 1 175 |
| | LUMBER, BUILDING MATERIALS, HARDWARE, FARM EQUIPMENT DEALERS | | | | | | | | |
| 52 | TOTAL | 90 | 70 | 10 739 | 10 255 | 1 250 | 24 653 | 297 | 85 |
| 521 | LUMBER AND OTHER BUILDING MATERIALS DEALERS | 24 | 18 | 4 285 | 4 105 | 489 | 9 449 | 109 | 18 |
| 522-524 | HEATING, PLUMBING, PAINT, ELECTRICAL STORES | 26 | 20 | 1 693 | 1 523 | 279 | 5 890 | 58 | 23 |
| 5251 | HARDWARE STORES | 25 | 21 | 2 463 | 2 427 | 297 | 5 823 | 85 | 24 |
| 5252 | FARM EQUIPMENT DEALERS | 15 | 11 | 2 298 | 2 200 | 185 | 3 491 | 45 | 20 |
| | GENERAL MERCHANDISE GROUP STORES* | | | | | | | | |
| 53 PART* | TOTAL | 36 | 34 | 21 018 | 20 914 | 2 902 | 56 551 | 998 | 18 |
| 531 | DEPARTMENT STORES | 4 | 4 | 13 424 | 13 424 | 1 848 | 36 284 | 561 | - |
| 533 | LIMITED PRICE VARIETY STORES | 16 | 16 | 4 399 | 4 399 | 664 | 12 575 | 290 | 5 |
| 539 | MISCELLANEOUS GENERAL MERCHANDISE STORES | 16 | 14 | 3 195 | 3 091 | 390 | 7 692 | 147 | 13 |
| | FOOD STORES | | | | | | | | |
| 54 | TOTAL | 193 | 155 | 46 871 | 45 767 | 3 274 | 60 441 | 1 014 | 171 |
| 541 | GROCERY STORES, INCLUDING DELICATESSENS | 150 | 114 | 44 201 | 43 145 | 2 938 | 54 045 | 838 | 144 |
| 542 | MEAT MARKETS, FISH (SEAFOOD) MARKETS | 4 | 4 | (0) | (0) | (0) | (0) | (0) | (0) |
| 543 | FRUIT STORES, VEGETABLE MARKETS | 6 | 4 | 338 | 330 | 24 | 510 | 11 | 6 |
| 544 | CANDY, NUT, CONFECTIONERY STORES | 10 | 10 | 297 | 297 | 41 | 718 | 23 | 7 |
| 545-549 | OTHER FOOD STORES | 23 | 23 | (0) | (0) | (0) | (0) | (0) | (0) |
| | AUTOMOTIVE DEALERS | | | | | | | | |
| 55 EX.554 | TOTAL | 85 | 65 | 42 086 | 41 290 | 3 793 | 65 801 | 665 | 64 |
| | GASOLINE SERVICE STATIONS | | | | | | | | |
| 55PT(554) | TOTAL | 190 | 170 | 18 198 | 17 772 | 1 666 | 35 301 | 583 | 194 |
| | APPAREL, ACCESSORY STORES | | | | | | | | |
| 56 | TOTAL | 74 | 72 | 8 483 | 8 453 | 1 089 | 21 652 | 397 | 47 |
| 561-567 | MEN'S, BOYS' APPAREL STORES, CUSTOM TAILORS | 14 | 14 | 1 827 | 1 827 | 223 | 3 675 | 55 | 10 |
| 562-3,568 | WOMEN'S CLOTHING, SPECIALTY STORES | 24 | 22 | 3 195 | 3 165 | 437 | 9 031 | 176 | 15 |
| 562 | WOMEN'S READY-TO-WEAR STORES | 19 | 17 | 2 715 | 2 685 | 392 | 8 294 | 156 | 14 |
| 563,568 | WOMEN'S ACCESSORY, SPECIALTY STORES, FURRIERS | 5 | 5 | 480 | 480 | 45 | 737 | 20 | 1 |
| 565 | FAMILY CLOTHING STORES | 9 | 9 | 1 582 | 1 582 | 192 | 4 114 | 85 | 4 |
| 566 | SHOE STORES | 24 | 24 | 1 767 | 1 767 | 229 | 4 693 | 76 | 15 |
| 564,569 | OTHER APPAREL, ACCESSORY STORES | 3 | 3 | 112 | 112 | 8 | 139 | 5 | 3 |
| | FURNITURE, HOME FURNISHINGS, EQUIPMENT STORES | | | | | | | | |
| 57 | TOTAL | 77 | 57 | 7 713 | 7 245 | 1 081 | 21 874 | 254 | 60 |
| 571 | FURNITURE, HOME FURNISHINGS STORES | 30 | 18 | 2 602 | 2 266 | 385 | 8 156 | 93 | 28 |
| 572,573 | HOUSEHOLD APPLIANCE, RADIO, TELEVISION, MUSIC STORES | 47 | 39 | 5 111 | 4 979 | 696 | 13 718 | 161 | 32 |
| | EATING, DRINKING PLACES | | | | | | | | |
| 58 | TOTAL | 248 | 224 | 13 713 | 13 465 | 2 969 | 60 526 | 1 458 | 259 |
| 5812 | EATING PLACES | 180 | 158 | 10 275 | 10 053 | 2 497 | 50 291 | 1 256 | 187 |
| 5813 | DRINKING PLACES (ALCOHOLIC BEVERAGES) | 68 | 66 | 3 438 | 3 412 | 472 | 10 235 | 202 | 72 |
| | DRUG STORES, PROPRIETARY STORES | | | | | | | | |
| 59PT(591) | TOTAL | 43 | 41 | 7 216 | 7 010 | 726 | 15 180 | 233 | 36 |
| 591 | DRUG STORES | 36 | 34 | 6 339 | 6 133 | 660 | 13 730 | 202 | 32 |
| | PROPRIETARY STORES | 7 | 7 | 877 | 877 | 68 | 1 450 | 31 | 4 |
| | OTHER RETAIL STORES | | | | | | | | |
| 59 EX.591 | TOTAL | 176 | 118 | 10 676 | 10 080 | 1 359 | 28 660 | 535 | 174 |
| 592 | LIQUOR STORES | 12 | 12 | 1 081 | 1 081 | 50 | 992 | 25 | 14 |
| 593 | ANTIQUES STORES, SEASONAL STORES | 15 | 5 | 526 | 398 | 76 | 1 493 | 30 | 13 |
| 594 | BOOK, STATIONERY STORES | 5 | 5 | 266 | 266 | 37 | 810 | 13 | 3 |
| 595 | SPORTING GOODS STORES, BICYCLE SHOPS | 22 | 10 | 976 | 756 | 89 | 1 900 | 34 | 24 |
| 596 | FARM, GARDEN SUPPLY STORES, INCLUDING FEE STORES | 13 | 11 | 1 676 | 1 656 | 135 | 2 471 | 35 | 10 |
| 597 | JEWELRY STORES | 21 | 15 | 1 493 | 1 449 | 260 | 4 372 | 178 | 16 |
| 598 | FUEL, ICE DEALERS | 16 | 12 | 1 970 | 1 916 | 318 | 8 014 | 77 | 15 |
| 599 | OTHER STORES | 72 | 48 | 2 688 | 2 558 | 394 | 8 608 | 143 | 79 |
| | NONSTORE RETAILERS* | | | | | | | | |
| 53 PART* | TOTAL | 73 | 19 | 3 962 | 3 300 | 359 | 7 703 | 125 | 67 |

Standard Notes: - Represents zero. (D) Withheld to avoid disclosure. (NA) Not available. (X) Not applicable.
 *Nonstore retailers, part of SIC major group 53, are shown separately in this table.

TABLE 5. Counties With 500 Establishments or More: 1963-Continued

| SIC code | County and kind of business | Establishments | | Sales | | Payroll, entire year (\$1,000) | Payroll, workweek ended nearest Nov. 15 (dollars) | Paid employees, workweek ended nearest Nov. 15 (number) | Active proprietors of unincorporated businesses (number) |
|-----------------------|--|----------------|-----------------------|-------------------------------------|---------------------------------------|--------------------------------|---|---|--|
| | | Total (number) | With payroll (number) | Total, all establishments (\$1,000) | Establishments with payroll (\$1,000) | | | | |
| GENESEE COUNTY | | | | | | | | | |
| | RETAIL TRADE, TOTAL | 3 029 | 2 327 | 570 586 | 555 040 | 59 742 | 1 206 297 | 17 660 | 2 904 |
| | LUMBER, BUILDING MATERIALS, HARDWARE, FARM EQUIPMENT DEALERS | | | | | | | | |
| 52 | TOTAL | 177 | 141 | 27 398 | 26 418 | 3 229 | 64 831 | 715 | 162 |
| 521 | LUMBER YARDS | 28 | 28 | 12 165 | 12 165 | 1 349 | 26 044 | 261 | 8 |
| | BUILDING MATERIALS DEALERS | 17 | 15 | 2 804 | 2 690 | 255 | 5 459 | 52 | 16 |
| 522 | HEATING, PLUMBING EQUIPMENT DEALERS | 12 | 8 | (D) | 932 | 248 | 4 566 | 44 | 13 |
| 523 | PAINT, GLASS, WALLPAPER STORES | 29 | 23 | (D) | (D) | (D) | (D) | (D) | (D) |
| 524 | ELECTRICAL SUPPLY STORES | 3 | 1 | 71 | (D) | (D) | (D) | (D) | (D) |
| 5251 | HARDWARE STORES | 77 | 59 | 7 422 | 6 938 | 852 | 17 586 | 240 | 83 |
| 5252 | FARM EQUIPMENT DEALERS | 11 | 7 | 1 812 | 1 708 | 190 | 3 825 | 43 | 13 |
| | GENERAL MERCHANDISE GROUP STORES* | | | | | | | | |
| 53 PART* | TOTAL | 99 | 87 | 71 362 | 71 174 | 8 240 | 177 466 | 3 141 | 75 |
| 531 | DEPARTMENT STORES | 14 | 14 | 53 628 | 53 628 | 5 932 | 132 226 | 2 240 | - |
| 533 | LIMITED PRICE VARIETY STORES | 41 | 37 | 8 499 | 8 473 | 1 235 | 22 612 | 553 | 40 |
| 539 | GENERAL MERCHANDISE STORES | 27 | 25 | 7 137 | 7 097 | 804 | 17 131 | 243 | 23 |
| | DRY GOODS STORES | 8 | 6 | 1 929 | 1 843 | 260 | 4 963 | 93 | 4 |
| | SEWING, NEEDLEWORK STORES | 9 | 5 | 169 | 133 | 9 | 534 | 12 | 8 |
| | FOOD STORES | | | | | | | | |
| 54 | TOTAL | 439 | 339 | 133 139 | 129 433 | 9 261 | 174 261 | 2 891 | 433 |
| 541 | GROCERY STORES, INCLUDING DELICATESSENS | 350 | 274 | 126 620 | 123 586 | 8 302 | 154 395 | 2 535 | 349 |
| 542 | MEAT MARKETS | 13 | 13 | (D) | (D) | (D) | (D) | (D) | (D) |
| | FISH (SEAFOOD) MARKETS | 5 | 1 | 67 | (D) | (D) | (D) | (D) | (D) |
| 543 | FRUIT STORES, VEGETABLE MARKETS | 9 | 3 | (D) | (D) | (D) | (D) | (D) | (D) |
| 544 | CANDY, NUT, CONFECTIONERY STORES | 15 | 5 | (D) | (D) | (D) | (D) | (D) | (D) |
| 545 | DAIRY PRODUCTS STORES | 8 | 8 | 468 | 468 | 43 | 1 032 | 17 | 9 |
| 546 | RETAIL BAKERIES | 35 | 31 | 3 049 | 2 613 | 558 | 11 838 | 222 | 31 |
| 5462 | RETAIL BAKERIES, MANUFACTURING | 24 | 20 | 1 503 | 1 067 | 254 | 5 302 | 104 | 28 |
| 5463 | RETAIL BAKERIES, NONMANUFACTURING | 11 | 11 | 1 546 | 1 546 | 304 | 6 536 | 118 | 3 |
| 549 | EGG AND POULTRY DEALERS | - | - | - | - | - | - | - | - |
| | OTHER | 4 | 4 | 700 | 692 | 140 | 2 598 | 38 | 5 |
| | AUTOMOTIVE DEALERS | | | | | | | | |
| 55 EX-554 | TOTAL | 215 | 157 | 131 198 | 129 802 | 11 592 | 218 237 | 1 964 | 183 |
| 551 | PASSENGER CAR DEALERS, FRANCHISED | 49 | 47 | 110 294 | 110 244 | 9 539 | 175 127 | 1 503 | 27 |
| | DOMESTIC CAR DEALERS | 39 | 37 | 86 600 | 86 550 | 7 048 | 122 832 | 1 155 | 26 |
| | IMPORTED CAR DEALERS | 4 | 4 | 2 556 | 2 556 | 285 | 5 267 | 61 | - |
| | DOMESTIC AND IMPORTED CAR DEALERS | 6 | 6 | 21 138 | 21 138 | 2 206 | 47 028 | 287 | 1 |
| 552 | PASSENGER CAR DEALERS, NONFRANCHISED | 75 | 41 | 6 707 | (D) | (D) | (D) | (D) | (D) |
| 553 | TIRE, BATTERY, ACCESSORY DEALERS | 48 | 36 | (D) | (D) | (D) | (D) | (D) | (D) |
| | HOME AND AUTO SUPPLY STORES | 6 | 6 | (D) | (D) | (D) | (D) | (D) | (D) |
| 559 | MISCELLANEOUS AIRCRAFT, MARINE, AUTOMOTIVE DEALERS | 37 | 27 | (D) | (D) | (D) | (D) | (D) | (D) |
| | AIRCRAFT, BOAT, MOTORCYCLE DEALERS | 14 | 10 | (D) | (D) | (D) | (D) | (D) | (D) |
| | HOUSEHOLD TRAILER DEALERS | 17 | 13 | 3 116 | 3 044 | 166 | 5 074 | 36 | 10 |
| | OTHER AUTOMOTIVE DEALERS | 6 | 4 | 162 | 150 | 15 | 312 | 4 | 6 |
| | GASOLINE SERVICE STATIONS | | | | | | | | |
| 55PT(554) | TOTAL | 394 | 348 | 43 803 | 42 075 | 3 624 | 86 468 | 1 245 | 407 |
| | APPAREL, ACCESSORY STORES | | | | | | | | |
| 56 | TOTAL | 190 | 166 | 29 754 | 29 322 | 4 000 | 78 457 | 1 275 | 132 |
| 561,567 | MEN'S, BOYS' APPAREL STORES, CUSTOM TAILORS | 31 | 27 | 6 477 | 6 449 | 999 | 20 780 | 270 | 17 |
| 561 | MEN'S, BOYS' CLOTHING AND FURNISHINGS STORES | 27 | 27 | 6 449 | 6 449 | 999 | 20 780 | 270 | 13 |
| 567 | CUSTOM TAILORS | 4 | - | 28 | - | - | - | - | 4 |
| 562-3,568 | WOMEN'S CLOTHING, SPECIALTY STORES | 85 | 73 | 13 862 | 13 694 | 1 942 | 37 846 | 654 | 60 |
| 562 | WOMEN'S READY-TO-WEAR STORES | 54 | 46 | (D) | (D) | (D) | (D) | (D) | (D) |
| 563,568 | WOMEN'S ACCESSORY, SPECIALTY STORES, FURRIERS | 31 | 27 | (D) | (D) | (D) | (D) | (D) | (D) |
| 563 | MILLINERY STORES | 11 | 9 | 235 | 227 | 39 | 778 | 20 | 6 |
| | CORSET, LINGERIE STORES | 4 | 4 | 482 | 482 | 90 | 1 837 | 24 | 1 |
| | Hosiery STORES | 1 | 1 | (D) | (D) | (D) | (D) | (D) | (D) |
| | APPAREL, ACCESSORY, OTHER SPECIALTY STORES | 13 | 11 | (D) | (D) | (D) | (D) | (D) | (D) |
| 568 | FURRIERS, FUR SHOPS | 2 | 2 | (D) | (D) | (D) | (D) | (D) | (D) |
| 565 | FAMILY CLOTHING STORES | 22 | 18 | (D) | (D) | (D) | (D) | (D) | (D) |
| 566 | SHOE STORES | 41 | 39 | 4 768 | (D) | (D) | (D) | (D) | (D) |
| | MEN'S SHOE STORES | 3 | 3 | (D) | (D) | (D) | (D) | (D) | (D) |
| | WOMEN'S SHOE STORES | 5 | 5 | 828 | 828 | 110 | 1 991 | 29 | 2 |
| | CHILDREN'S, JUVENILES' SHOE STORES | - | - | - | - | - | - | - | - |
| | FAMILY SHOE STORES | 33 | 31 | (D) | (D) | (D) | (D) | (D) | (D) |
| 564 | CHILDREN'S, INFANTS' WEAR STORES | 8 | 8 | (D) | (D) | (D) | (D) | (D) | (D) |
| 569 | MISCELLANEOUS APPAREL, ACCESSORY STORES | 3 | 1 | (D) | (D) | (D) | (D) | (D) | (D) |

Standard Notes: - Represents zero. (D) Withheld to avoid disclosure. (NA) Not available. (X) Not applicable.
 *Nonstore retailers, part of SIC major group 53, are shown separately in this table.

TABLE 5. Counties With 500 Establishments or More: 1963-Continued

| SIC code | County and kind of business | Establishments | | Sales | | Payroll, entire year (\$1,000) | Payroll, workweek ended nearest Nov. 15 (dollars) | Paid employees, workweek ended nearest Nov. 15 (number) | Active proprietors of unincorporated businesses (number) |
|---|---|----------------|-----------------------|-------------------------------------|---------------------------------------|--------------------------------|---|---|--|
| | | Total (number) | With payroll (number) | Total, all establishments (\$1,000) | Establishments with payroll (\$1,000) | | | | |
| GENESEE COUNTY--CONTINUED | | | | | | | | | |
| FURNITURE, HOME FURNISHINGS, EQUIPMENT STORES | | | | | | | | | |
| 57 | TOTAL | 181 | 147 | 30 533 | 29 689 | 3 780 | 79 411 | 797 | 153 |
| 571 | FURNITURE, HOME FURNISHINGS STORES | 88 | 62 | 17 902 | 17 418 | 2 510 | 52 747 | 493 | 77 |
| 5712 | FURNITURE STORES | 55 | 41 | 12 214 | 11 840 | 1 576 | 32 409 | 314 | 42 |
| 5713 | FLOOR COVERING STORES | 11 | 11 | (D) | (D) | (D) | (D) | (D) | (D) |
| 5714 | DRAPERY, CURTAIN, UPHOLSTERY STORES | 11 | 5 | 390 | 362 | 58 | 1 234 | 18 | 14 |
| 5715 | CHINA, GLASSWARE, METALWARE STORES | 7 | 3 | (D) | (D) | (D) | (D) | (D) | (D) |
| 5719 | MISCELLANEOUS HOME FURNISHINGS STORES | 4 | 2 | (D) | (D) | (D) | (D) | (D) | (D) |
| 572 | HOUSEHOLD APPLIANCE STORES | 36 | 32 | 5 414 | 5 084 | 581 | 11 688 | 125 | 24 |
| 5732 | RADIO, TELEVISION STORES | 34 | 34 | (D) | (D) | (D) | (D) | (D) | (D) |
| 5733 | MUSIC STORES | 23 | 19 | (D) | (D) | (D) | (D) | (D) | (D) |
| | RECORD SHOPS | 7 | 7 | 384 | 384 | 57 | 2 126 | 25 | 8 |
| | MUSICAL INSTRUMENT STORES | 16 | 12 | (D) | (D) | (D) | (D) | (D) | (D) |
| EATING, DRINKING PLACES | | | | | | | | | |
| 58 | TOTAL | 581 | 537 | 36 722 | 36 058 | 7 893 | 161 755 | 3 266 | 624 |
| 5812 | EATING PLACES | 378 | 346 | 24 486 | 24 024 | 5 933 | 120 907 | 2 512 | 387 |
| | RESTAURANTS, LUNCHROOMS | 301 | 277 | 18 084 | 17 688 | 4 256 | 85 232 | 1 851 | 321 |
| | CAFETERIAS | 9 | 9 | (D) | (D) | (D) | (D) | (D) | (D) |
| | REFRESHMENT PLACES | 60 | 56 | 3 071 | 3 037 | 624 | 11 654 | 320 | 56 |
| | CATERERS | 8 | 4 | (D) | (D) | (D) | (D) | (D) | (D) |
| 5813 | DRINKING PLACES (ALCOHOLIC BEVERAGES) | 203 | 191 | 12 236 | 12 034 | 1 960 | 40 848 | 754 | 237 |
| DRUG STORES, PROPRIETARY STORES | | | | | | | | | |
| 59PT(591) | TOTAL | 116 | 112 | 23 713 | 23 577 | 2 526 | 49 185 | 927 | 104 |
| 591 | DRUG STORES | 101 | 99 | 21 082 | 20 962 | 2 290 | 44 785 | 867 | 94 |
| | PROPRIETARY STORES | 15 | 13 | 2 631 | 2 615 | 236 | 4 400 | 60 | 10 |
| OTHER RETAIL STORES | | | | | | | | | |
| 59 EX.591 | TOTAL | 354 | 250 | 25 745 | 24 139 | 3 214 | 63 726 | 879 | 356 |
| 592 | LIQUOR STORES | 33 | 27 | 3 423 | 3 229 | 174 | 3 720 | 67 | 35 |
| 593 | ANTIQUA STORES, SECONDHAND STORES | 59 | 41 | 2 283 | 2 159 | 325 | 6 008 | 112 | 55 |
| 5932 | ANTIQUA STORES | 9 | 1 | 75 | (D) | (D) | (D) | (D) | (D) |
| 5933 | SECONDHAND STORES | 50 | 40 | 2 208 | (D) | (D) | (D) | (D) | (D) |
| 594 | BOOK, STATIONERY STORES | 9 | 5 | 643 | 593 | 94 | 2 078 | 26 | 8 |
| 5942 | BOOK STORES | 4 | 2 | 209 | (D) | (D) | (D) | (D) | (D) |
| 5943 | STATIONERY STORES | 5 | 3 | 434 | (D) | (D) | (D) | (D) | (D) |
| 595 | SPORTING GOODS STORES, BICYCLE SHOPS | 19 | 13 | (D) | (D) | (D) | (D) | (D) | (D) |
| 5952 | SPORTING GOODS STORES | 17 | 13 | (D) | (D) | (D) | (D) | (D) | (D) |
| 5953 | BICYCLE SHOPS | 2 | - | 18 | - | - | - | - | 2 |
| 5962 | HAY, GRAIN, FEED STORES | 6 | 4 | 830 | 790 | 60 | 1 119 | 16 | 5 |
| 5969 | OTHER FARM SUPPLY STORES | 3 | 1 | 287 | (D) | (D) | (D) | (D) | (D) |
| | GARDEN SUPPLY STORES | 16 | 16 | (D) | (D) | (D) | (D) | (D) | (D) |
| 597 | JEWELRY STORES | 38 | 34 | 3 308 | 3 230 | 589 | 11 783 | 155 | 46 |
| 598 | FUEL, ICE DEALERS | 37 | 23 | 3 140 | (D) | (D) | (D) | (D) | (D) |
| 5982 | COAL AND WOOD DEALERS | 8 | 8 | 1 314 | 1 314 | 133 | 3 214 | 37 | 8 |
| | ICE DEALERS | - | - | - | - | - | - | - | - |
| 5983 | FUEL OIL DEALERS | 23 | 13 | (D) | (D) | (D) | (D) | (D) | (D) |
| 5984 | BOTTLED GAS DEALERS | 6 | 2 | (D) | (D) | (D) | (D) | (D) | (D) |
| 5992 | FLORISTS | 38 | 24 | 1 671 | (D) | (D) | (D) | (D) | (D) |
| 5993 | CIGAR STORES, STANOS | 4 | 4 | 255 | 255 | 22 | 362 | 8 | 3 |
| 5994 | NEWS DEALERS, NEWSSTANDS | 2 | 2 | (D) | (D) | (D) | (D) | (D) | (D) |
| 5996 | CAMERA, PHOTOGRAPHIC SUPPLY STORES | 6 | 6 | 2 599 | 2 599 | 226 | 3 894 | 36 | 5 |
| 5997 | GIFT, NOVELTY, SOUVENIR SHOPS | 11 | 5 | (D) | (D) | (D) | (D) | (D) | (D) |
| 5998 | OPTICAL GOODS STORES | 20 | 18 | (D) | (D) | (D) | (D) | (D) | (D) |
| 5999 | TYPEWRITER STORES | 2 | 2 | (D) | (D) | (D) | (D) | (D) | (D) |
| | LUGGAGE, LEATHER GOODS STORES | - | - | (D) | (D) | (D) | (D) | (D) | (D) |
| | HOBBY, TOY, GAME SHOPS | 10 | 4 | 323 | (D) | (D) | (D) | (D) | (D) |
| | RELIGIOUS GOODS STORES | 3 | 1 | 176 | (D) | (D) | (D) | (D) | (D) |
| | PET SHOPS | 6 | 2 | 99 | (D) | (D) | (D) | (D) | (D) |
| | OTHER | 32 | 18 | 1 089 | (D) | (D) | (D) | (D) | (D) |
| NONSTORE RETAILERS* | | | | | | | | | |
| 53 PART* | TOTAL | 283 | 43 | 17 219 | 13 353 | 2 383 | 52 500 | 560 | 275 |
| 532 | MAIL-ORDER HOUSES | 4 | 2 | (D) | (D) | (D) | (D) | (D) | (D) |
| 534 | MERCHANDISE VENDING MACHINE OPERATORS | 28 | 16 | 9 791 | 9 589 | 1 652 | 35 667 | 367 | 27 |
| 535 | DIRECT SELLING (HOUSE-TO-HOUSE) ORGANIZATIONS | 251 | 25 | (D) | (D) | (D) | (D) | (D) | (D) |

Standard Notes: - Represents zero. (D) Withheld to avoid disclosure. (NA) Not available. (X) Not applicable.
 *Nonstore retailers, part of SIC major group 53, are shown separately in this table.

TABLE 5. Counties With 500 Establishments or More: 1963-Continued

| SIC code | County and kind of business | Establishments | | Sales | | Payroll, entire year (\$1,000) | Payroll, workweek ended nearest Nov. 15 (dollars) | Paid employees, workweek ended nearest Nov. 15 (number) | Active proprietors of unincorporated businesses (number) |
|------------------------|--|----------------|-----------------------|-------------------------------------|---------------------------------------|--------------------------------|---|---|--|
| | | Total (number) | With payroll (number) | Total, all establishments (\$1,000) | Establishments with payroll (\$1,000) | | | | |
| <u>HOUGHTON COUNTY</u> | | | | | | | | | |
| | RETAIL TRADE, TOTAL | 514 | 334 | 39 516 | 35 620 | 3 451 | 69 267 | 1 329 | 531 |
| | LUMBER, BUILDING MATERIALS, HARDWARE, FARM EQUIPMENT DEALERS | | | | | | | | |
| | TOTAL | 36 | 22 | 3 378 | 3 054 | 466 | 9 679 | 152 | 35 |
| 521 | LUMBER AND OTHER BUILDING MATERIALS DEALERS | 10 | 8 | 1 781 | 1 725 | 315 | 6 756 | 101 | 9 |
| 522-524 | HEATING, PLUMBING, PAINT, ELECTRICAL STORES | 8 | 4 | 309 | (0) | (0) | (0) | (0) | (0) |
| 5251 | HARDWARE STORES | 13 | 7 | 1 166 | 948 | 116 | 2 253 | 41 | 14 |
| 5252 | FARM EQUIPMENT DEALERS | 5 | 3 | 122 | (0) | (0) | (0) | (0) | (0) |
| | GENERAL MERCHANDISE GROUP STORES* | | | | | | | | |
| 53 PART* | TOTAL | 12 | 12 | 2 817 | 2 817 | 412 | 8 586 | 178 | 2 |
| 531 | DEPARTMENT STORES | 2 | 2 | (0) | (0) | (0) | (0) | (0) | (0) |
| 533 | LIMITED PRICE VARIETY STORES | 7 | 7 | (0) | (0) | (0) | (0) | (0) | (0) |
| 539 | MISCELLANEOUS GENERAL MERCHANDISE STORES | 3 | 3 | 747 | 747 | 121 | 2 325 | 53 | - |
| | FOOD STORES | | | | | | | | |
| 54 | TOTAL | 101 | 61 | 11 553 | 10 333 | 663 | 12 449 | 239 | 101 |
| 541 | GROCERY STORES, INCLUDING DELICATESSENS | 90 | 54 | 11 024 | 9 948 | 595 | 11 108 | 213 | 91 |
| 542 | MEAT MARKETS, FISH (SEAFOOD) MARKETS | 1 | 1 | (0) | (0) | (0) | (0) | (0) | (0) |
| 543 | FRUIT STORES, VEGETABLE MARKETS | - | - | - | - | - | - | - | - |
| 544 | CANOPY, NUT, CONFECTIONERY STORES | 3 | 1 | 40 | (0) | (0) | (0) | (0) | (0) |
| 545-549 | OTHER FOOD STORES | 7 | 5 | (0) | (0) | (0) | (0) | (0) | (0) |
| | AUTOMOTIVE DEALERS | | | | | | | | |
| 55 EX.554 | TOTAL | 33 | 21 | 6 953 | 6 703 | 527 | 9 772 | 143 | 38 |
| | GASOLINE SERVICE STATIONS | | | | | | | | |
| 55PT(554) | TOTAL | 68 | 44 | 3 277 | 2 657 | 224 | 4 835 | 94 | 66 |
| | APPAREL, ACCESSORY STORES | | | | | | | | |
| 56 | TOTAL | 31 | 23 | 2 311 | 2 235 | 249 | 4 595 | 94 | 33 |
| 561,567 | MEN'S, BOYS' APPAREL STORES, CUSTOM TAILORS | 12 | 8 | 506 | 476 | 46 | 882 | 20 | 15 |
| 562-3,568 | WOMEN'S CLOTHING, SPECIALTY STORES | 10 | 8 | 394 | 386 | 49 | 921 | 19 | 10 |
| 562 | WOMEN'S READY-TO-WEAR STORES | 5 | 3 | 276 | 268 | 35 | 647 | 13 | 3 |
| 563,568 | WOMEN'S ACCESSORY, SPECIALTY STORES, FURRIERS | 5 | 5 | 118 | 118 | 14 | 274 | 6 | 7 |
| 565 | FAMILY CLOTHING STORES | 5 | 3 | (0) | (0) | (0) | (0) | (0) | (0) |
| 566 | SHOE STORES | 3 | 3 | 204 | 204 | 24 | 423 | 7 | 4 |
| 564,569 | OTHER APPAREL, ACCESSORY STORES | 1 | 1 | (0) | (0) | (0) | (0) | (0) | (0) |
| | FURNITURE, HOME FURNISHINGS, EQUIPMENT STORES | | | | | | | | |
| 57 | TOTAL | 22 | 16 | 1 529 | 1 441 | 164 | 4 088 | 63 | 18 |
| 571 | FURNITURE, HOME FURNISHINGS STORES | 7 | 7 | 804 | 804 | 68 | 1 666 | 28 | 6 |
| 572,573 | HOUSEHOLD APPLIANCE, RADIO, TELEVISION, MUSIC STORES | 15 | 9 | 725 | 637 | 96 | 2 422 | 35 | 12 |
| | EATING, DRINKING PLACES | | | | | | | | |
| 58 | TOTAL | 131 | 81 | 3 135 | 2 265 | 365 | 7 919 | 223 | 151 |
| 5812 | EATING PLACES | 53 | 37 | 1 318 | 1 176 | 226 | 5 150 | 150 | 59 |
| 5813 | DRINKING PLACES (ALCOHOLIC BEVERAGES) | 78 | 44 | 1 817 | 1 089 | 139 | 2 769 | 73 | 92 |
| | DRUG STORES, PROPRIETARY STORES | | | | | | | | |
| 59PT(591) | TOTAL | 10 | 10 | 1 126 | 1 126 | 108 | 2 124 | 41 | 12 |
| 591 | DRUG STORES | 10 | 10 | 1 126 | 1 126 | 108 | 2 124 | 41 | 12 |
| | PROPRIETARY STORES | - | - | - | - | - | - | - | - |
| | OTHER RETAIL STORES | | | | | | | | |
| 59 EX.591 | TOTAL | 57 | 39 | 2 447 | (0) | (0) | (0) | (0) | (0) |
| 592 | LIQUOR STORES | 3 | 3 | 183 | 183 | 7 | 120 | 5 | 4 |
| 593 | ANTIQUARIAN STORES, SEASONAL STORES | 6 | 2 | 34 | (0) | (0) | (0) | (0) | (0) |
| 594 | BOOK, STATIONERY STORES | 2 | 2 | (0) | (0) | (0) | (0) | (0) | (0) |
| 595 | SPORTING GOODS STORES, BICYCLE SHOPS | 3 | 3 | 291 | 291 | 22 | 364 | 7 | 4 |
| 596 | FARM, GARDEN SUPPLY STORES, INCLUDING FEED STORES | 1 | 1 | (0) | (0) | (0) | (0) | (0) | (0) |
| 597 | JEWELRY STORES | 8 | 2 | 145 | (0) | (0) | (0) | (0) | (0) |
| 598 | FUEL, ICE DEALERS | 10 | 10 | 727 | 727 | 79 | 1 257 | 23 | 8 |
| 599 | OTHER STORES | 24 | 16 | 606 | 460 | 56 | 1 107 | 28 | 29 |
| | NONSTORE RETAILERS* | | | | | | | | |
| 53 PART* | TOTAL | 13 | 5 | 990 | (0) | (0) | (0) | (0) | (0) |

Standard Notes: - Represents zero. (D) Withheld to avoid disclosure. (NA) Not available. (X) Not applicable.
 *Nonstore retailers, part of SIC major group 53, are shown separately in this table.

TABLE 5. Counties With 500 Establishments or More: 1963-Continued

| SIC code | County and kind of business | Establishments | | Sales | | Payroll, entire year (\$1,000) | Payroll, workweek ended nearest Nov. 15 (dollars) | Paid employees, workweek ended nearest Nov. 15 (number) | Active proprietors of unincorporated businesses (number) |
|----------------------|---|-------------------|--------------------------|--|--|-----------------------------------|--|--|---|
| | | Total (number) | With payroll (number) | Total, all establishments (\$1,000) | Establishments with payroll (\$1,000) | | | | |
| <u>INGHAM COUNTY</u> | | | | | | | | | |
| | RETAIL TRADE, TOTAL | 1 853 | 1 405 | 368 808 | 358 296 | 40 429 | 829 971 | 12 299 | 1 654 |
| | LUMBER, BUILDING MATERIALS, HARDWARE, FARM EQUIPMENT DEALERS | | | | | | | | |
| 52 | TOTAL | 122 | 98 | 20 776 | 19 936 | 2 612 | 49 002 | 518 | 117 |
| 521 | LUMBER AND OTHER BUILDING MATERIALS DEALERS | 31 | 27 | 7 940 | 7 528 | 966 | 17 299 | 161 | 25 |
| 522-524 | HEATING, PLUMBING, PAINT, ELECTRICAL STORES | 32 | 24 | 3 581 | 3 473 | 697 | 12 795 | 118 | 22 |
| 5251 | HARDWARE STORES | 37 | 27 | 2 823 | 2 509 | 328 | 7 644 | 117 | 48 |
| 5252 | FARM EQUIPMENT DEALERS | 22 | 20 | 6 432 | 6 426 | 621 | 11 264 | 122 | 22 |
| | GENERAL MERCHANDISE GROUP STORES* | | | | | | | | |
| 53 PART* | TOTAL | 87 | 81 | 59 545 | 59 443 | 7 720 | 168 808 | 2 788 | 23 |
| 531 | DEPARTMENT STORES | 11 | 11 | 49 854 | 49 854 | 6 180 | 140 163 | 2 149 | - |
| 533 | LIMITED PRICE VARIETY STORES | 62 | 60 | 7 654 | 7 590 | 1 319 | 24 226 | 553 | 12 |
| 539 | MISCELLANEOUS GENERAL MERCHANDISE STORES | 14 | 10 | 2 037 | 1 999 | 221 | 4 419 | 86 | 11 |
| | FOOD STORES | | | | | | | | |
| 54 | TOTAL | 278 | 210 | 78 986 | 76 540 | 5 675 | 111 462 | 1 823 | 235 |
| 541 | GROCERY STORES, INCLUDING DELICATESSENS | 205 | 159 | 75 464 | 73 678 | 5 202 | 101 238 | 1 614 | 169 |
| 542 | MEAT MARKETS, FISH (SEAFOOD) MARKETS | 5 | 3 | 445 | (0) | (0) | (0) | (0) | (0) |
| 543 | FRUIT STORES, VEGETABLE MARKETS | 13 | 3 | 228 | 150 | 9 | 159 | 3 | 13 |
| 544 | CANDY, NUT, CONFECTIONERY STORES | 18 | 14 | (0) | (0) | (0) | (0) | (0) | (0) |
| 545-549 | OTHER FOOD STORES | 37 | 31 | (0) | 1 884 | 359 | 7 952 | 150 | 27 |
| | AUTOMOTIVE DEALERS | | | | | | | | |
| 55 EX-554 | TOTAL | 129 | 87 | 87 622 | 86 292 | 7 280 | 147 458 | 1 238 | 114 |
| | GASOLINE SERVICE STATIONS | | | | | | | | |
| 55PT(554) | TOTAL | 286 | 248 | 25 620 | 24 340 | 2 291 | 47 663 | 776 | 276 |
| | APPAREL, ACCESSORY STORES | | | | | | | | |
| 56 | TOTAL | 105 | 93 | 16 352 | 16 232 | 2 350 | 49 362 | 823 | 72 |
| 561,567 | MEN'S, BOYS' APPAREL STORES, CUSTOM TAILORS | 22 | 20 | 3 396 | 3 368 | 525 | 9 525 | 156 | 17 |
| 562-3,568 | WOMEN'S CLOTHING, SPECIALTY STORES | 35 | 35 | 7 356 | 7 356 | 1 033 | 22 458 | 424 | 21 |
| 562 | WOMEN'S READY-TO-WEAR STORES | 23 | 23 | 6 360 | 6 360 | 906 | 19 347 | 370 | 14 |
| 563,568 | WOMEN'S ACCESSORY, SPECIALTY STORES, FURRIERS | 12 | 12 | 996 | 996 | 127 | 3 111 | 54 | 7 |
| 565 | FAMILY CLOTHING STORES | 16 | 10 | 2 188 | 2 162 | 333 | 7 843 | 113 | 18 |
| 566 | SHOE STORES | 27 | 25 | 3 229 | 3 179 | 430 | 8 668 | 120 | 12 |
| 564,569 | OTHER APPAREL, ACCESSORY STORES | 5 | 3 | 183 | 167 | 29 | 868 | 10 | 4 |
| | FURNITURE, HOME FURNISHINGS, EQUIPMENT STORES | | | | | | | | |
| 57 | TOTAL | 99 | 71 | 15 407 | 15 073 | 1 894 | 39 808 | 459 | 90 |
| 571 | FURNITURE, HOME FURNISHINGS STORES | 37 | 33 | 9 729 | 9 711 | 1 260 | 26 513 | 293 | 29 |
| 572,573 | HOUSEHOLD APPLIANCE, RADIO, TELEVISION, MUSIC STORES | 62 | 38 | 5 678 | 5 362 | 634 | 13 295 | 166 | 61 |
| | EATING, DRINKING PLACES | | | | | | | | |
| 58 | TOTAL | 276 | 260 | 21 821 | 21 433 | 5 059 | 108 596 | 2 280 | 288 |
| 5812 | EATING PLACES | 200 | 188 | 16 203 | 16 017 | 4 096 | 89 210 | 1 946 | 200 |
| 5813 | DRINKING PLACES (ALCOHOLIC BEVERAGES) | 76 | 72 | 5 618 | 5 416 | 963 | 19 386 | 334 | 88 |
| | DRUG STORES, PROPRIETARY STORES | | | | | | | | |
| 59PT(591) | TOTAL | 69 | 67 | 10 930 | 10 812 | 1 571 | 30 595 | 556 | 59 |
| 591 | DRUG STORES | 69 | 67 | 10 930 | 10 812 | 1 571 | 30 595 | 556 | 59 |
| | PROPRIETARY STORES | - | - | - | - | - | - | - | - |
| | OTHER RETAIL STORES | | | | | | | | |
| 59 EX-591 | TOTAL | 225 | 167 | 21 674 | 20 522 | 2 702 | 51 220 | 703 | 214 |
| 592 | LIQUOR STORES | 19 | 19 | 2 765 | 2 765 | 148 | 2 912 | 39 | 20 |
| 593 | ANTIQUA STORES, SECONDHAND STORES | 25 | 17 | 1 247 | 1 195 | 235 | 4 980 | 59 | 21 |
| 594 | BOOK, STATIONERY STORES | 11 | 11 | 2 458 | 2 458 | 333 | 5 112 | 81 | 3 |
| 595 | SPORTING GOODS STORES, BICYCLE SHOPS | 16 | 10 | 1 046 | 908 | 71 | 1 367 | 22 | 20 |
| 596 | FARM, GARDEN SUPPLY STORES, INCLUDING FEEO STORES | 22 | 14 | 3 210 | 2 844 | 228 | 3 609 | 48 | 25 |
| 597 | JEWELRY STORES | 24 | 16 | 2 039 | 1 937 | 315 | 5 899 | 79 | 24 |
| 598 | FUEL, ICE DEALERS | 17 | 11 | 2 978 | 2 834 | 329 | 6 803 | 75 | 16 |
| 599 | OTHER STORES | 91 | 69 | 5 931 | 5 581 | 1 043 | 20 538 | 300 | 85 |
| | NONSTORE RETAILERS* | | | | | | | | |
| 53 PART* | TOTAL | 177 | 23 | 10 075 | 7 673 | 1 275 | 25 997 | 335 | 166 |

Standard Notes: - Represents zero. (D) Withheld to avoid disclosure. (NA) Not available. (X) Not applicable.
*Nonstore retailers, part of SIC major group 53, are shown separately in this table.

TABLE 5. Counties With 500 Establishments or More: 1963—Continued

| SIC code | County and kind of business | Establishments | | Sales | | Payroll, entire year (\$1,000) | Payroll, workweek ended nearest Nov. 15 (dollars) | Paid employees, workweek ended nearest Nov. 15 (number) | Active proprietors of unincorporated businesses (number) |
|-----------|---|----------------|-----------------------|-------------------------------------|---------------------------------------|--------------------------------|---|---|--|
| | | Total (number) | With payroll (number) | Total, all establishments (\$1,000) | Establishments with payroll (\$1,000) | | | | |
| | <u>JACKSON COUNTY</u> (JACKSDN CDUNTY CDEXTENSIVE WITH JACKSDN' SMSA; SEE TABLE 4) | | | | | | | | |
| | <u>KALAMAZOO COUNTY</u> (KALAMAZDD CDUNTY CDEXTENSIVE WITH KALAMAZOO SMSA; SEE TABLE 4) | | | | | | | | |
| | <u>KENT COUNTY</u> | | | | | | | | |
| | RETAIL TRADE, TOTAL | 3 100 | 2 340 | 546 834 | 531 300 | 59 299 | 1 171 996 | 18 365 | 2 988 |
| | LUMBER, BUILDING MATERIALS, HARDWARE, FARM EQUIPMENT DEALERS | | | | | | | | |
| | TOTAL | 194 | 150 | 30 957 | 29 613 | 3 913 | 72 021 | 816 | 208 |
| 52 | LUMBER YARDS | 30 | 30 | 13 520 | 13 520 | 1 890 | 33 108 | 349 | 17 |
| 521 | BUILDING MATERIALS DEALERS | 19 | 15 | 2 738 | 2 698 | 283 | 5 541 | 60 | 17 |
| 522 | HEATING, PLUMBING EQUIPMENT DEALERS | 22 | 12 | 2 136 | 1 558 | 322 | 6 318 | 62 | 27 |
| 523 | PAINT, GLASS, WALLPAPER STORES | 26 | 20 | (0) | (0) | (0) | (0) | (0) | (0) |
| 524 | ELECTRICAL SUPPLY STORES | 3 | 3 | (0) | (0) | (0) | (0) | (0) | (0) |
| 5251 | HARDWARE STORES | 70 | 52 | 7 020 | 6 554 | 752 | 14 340 | 201 | 89 |
| 5252 | FARM EQUIPMENT DEALERS | 24 | 18 | 3 951 | 3 735 | 375 | 7 501 | 89 | 33 |
| | GENERAL MERCHANDISE GROUP STORES* | | | | | | | | |
| | TOTAL | 94 | 82 | 73 038 | 72 874 | 10 405 | 206 306 | 3 539 | 74 |
| 53 PART* | DEPARTMENT STORES | 9 | 9 | (0) | (0) | (0) | (0) | (0) | (0) |
| 533 | LIMITED PRICE VARIETY STORES | 50 | 46 | 7 695 | 7 695 | 1 319 | 25 506 | 596 | 38 |
| 539 | GENERAL MERCHANDISE STORES | 22 | 16 | (0) | (0) | (0) | (0) | (0) | 23 |
| | DRY GOODS STORES | 9 | 9 | 614 | 614 | 64 | 1 286 | 34 | 8 |
| | SEWING, NEEDLEWORK STORES | 4 | 2 | (0) | (0) | (0) | (0) | (0) | (0) |
| | FOOD STORES | | | | | | | | |
| | TOTAL | 460 | 350 | 131 176 | 128 144 | 9 246 | 192 645 | 3 195 | 446 |
| 54 | GROCERY STORES, INCLUDING DELICATESSENS | 325 | 261 | 123 192 | 121 374 | 8 124 | 168 073 | 2 753 | 300 |
| 542 | MEAT MARKETS | 27 | 15 | 2 599 | 2 279 | 179 | 3 726 | 56 | 26 |
| | FISH (SEAFOOD) MARKETS | 3 | 3 | 376 | 362 | 20 | 1 187 | 14 | 5 |
| 543 | FRUIT STORES, VEGETABLE MARKETS | 12 | 8 | 808 | 644 | 54 | 845 | 29 | 15 |
| 544 | CANDY, NUT, CONFECTIONERY STORES | 22 | 14 | 399 | (0) | (0) | (0) | (0) | (0) |
| 545 | DAIRY PRODUCTS STORES | 12 | 4 | 424 | (0) | (0) | (0) | (0) | (0) |
| 546 | RETAIL BAKERIES | 51 | 41 | 2 550 | 2 124 | 593 | 12 043 | 257 | 62 |
| 5462 | RETAIL BAKERIES, MANUFACTURING | 34 | 28 | 1 789 | 1 543 | 484 | 9 929 | 199 | 36 |
| 5463 | RETAIL BAKERIES, NONMANUFACTURING | 17 | 13 | 761 | 581 | 109 | 2 114 | 58 | 26 |
| 549 | EGG AND POULTRY DEALERS | 2 | - | 46 | - | - | - | - | 2 |
| | OTHER | 6 | 4 | 782 | 774 | 191 | 5 238 | 47 | 3 |
| | AUTOMOTIVE DEALERS | | | | | | | | |
| | TOTAL | 222 | 166 | 113 540 | 112 136 | 9 696 | 181 547 | 1 753 | 198 |
| 55 EX-554 | PASSENGER CAR DEALERS, FRANCHISED | 52 | 52 | 91 465 | 91 465 | 7 354 | 136 609 | 1 280 | 30 |
| 551 | DOMESTIC CAR DEALERS | 41 | 41 | 72 371 | 72 371 | 5 523 | 103 725 | 975 | 25 |
| | IMPORTED CAR DEALERS | 5 | 5 | 3 861 | 3 861 | 522 | 10 797 | 100 | 4 |
| | DOMESTIC AND IMPORTED CAR DEALERS | 6 | 6 | 15 233 | 15 233 | 1 309 | 22 087 | 205 | 1 |
| 552 | PASSENGER CAR DEALERS, NONFRANCHISED | 98 | 56 | 9 759 | 8 519 | 502 | 10 322 | 125 | 101 |
| 553 | TIRE, BATTERY, ACCESSORY DEALERS | 44 | 38 | 7 361 | 7 325 | 1 499 | 29 182 | 279 | 39 |
| | HOME AND AUTO SUPPLY STORES | 3 | 3 | 459 | 459 | 45 | 867 | 11 | 3 |
| 559 | MISCELLANEOUS AIRCRAFT, MARINE, AUTOMOTIVE DEALERS | 25 | 17 | 4 496 | 4 368 | 296 | 4 567 | 58 | 25 |
| | AIRCRAFT, BOAT, MOTORCYCLE DEALERS | 13 | 9 | 1 343 | 1 231 | 101 | 1 655 | 17 | 18 |
| | HOUSEHOLD TRAILER DEALERS | 10 | 8 | 3 141 | 3 137 | 195 | 2 912 | 41 | 5 |
| | OTHER AUTOMOTIVE DEALERS | 2 | - | 12 | - | - | - | - | 2 |
| | GASOLINE SERVICE STATIONS | | | | | | | | |
| 55PT(554) | TOTAL | 485 | 413 | 44 493 | 42 521 | 3 881 | 79 286 | 1 401 | 497 |
| | APPAREL, ACCESSORY STORES | | | | | | | | |
| | TOTAL | 179 | 157 | 25 992 | 25 644 | 3 787 | 71 495 | 1 243 | 118 |
| 561,567 | MEN'S, BOYS' APPAREL STORES, CUSTOM TAILORS | 33 | 29 | 5 902 | 5 886 | 923 | 16 525 | 242 | 27 |
| 561 | MEN'S, BOYS' CLOTHING AND FURNISHINGS STORES | 27 | 27 | 5 321 | (0) | (0) | (0) | (0) | (0) |
| 567 | CUSTOM TAILORS | 6 | 2 | 581 | (0) | (0) | (0) | (0) | (0) |
| 562-3,568 | WOMEN'S CLOTHING, SPECIALTY STORES | 63 | 59 | 9 412 | 9 372 | 1 389 | 26 842 | 482 | 34 |
| 562 | WOMEN'S READY-TO-WEAR STORES | 39 | 37 | 7 572 | (0) | (0) | (0) | (0) | (0) |
| 563,568 | WOMEN'S ACCESSORY, SPECIALTY STORES, FURRIERS | 24 | 22 | 1 840 | (0) | (0) | (0) | (0) | (0) |
| 563 | MILLINERY STORES | 8 | 6 | 259 | (0) | (0) | (0) | (0) | (0) |
| | CORSET, LINGERIE STORES | 1 | 1 | (0) | (0) | (0) | (0) | (0) | (0) |
| | Hosiery Stores | 2 | 2 | (0) | (0) | (0) | (0) | (0) | (0) |
| | APPAREL, ACCESSORY, OTHER SPECIALTY STORES | 9 | 9 | (0) | (0) | (0) | (0) | (0) | (0) |
| 568 | FURRIERS, FUR SHOPS | 4 | 4 | 250 | 250 | 66 | 1 422 | 24 | 4 |

Standard Notes: - Represents zero. (D) Withheld to avoid disclosure. (NA) Not available. (X) Not applicable.
*Nonstore retailers, part of SIC major group 53, are shown separately in this table.

TABLE 5. Counties With 500 Establishments or More: 1963-Continued

| SIC code | County and kind of business | Establishments | | Sales | | Payroll, entire year (\$1,000) | Payroll, workweek ended nearest Nov. 15 (dollars) | Paid employees, workweek ended nearest Nov. 15 (number) | Active proprietors of unincorporated businesses (number) |
|--|---|----------------|-----------------------|-------------------------------------|---------------------------------------|--------------------------------|---|---|--|
| | | Total (number) | With payroll (number) | Total, all establishments (\$1,000) | Establishments with payroll (\$1,000) | | | | |
| <u>KENT COUNTY-CONTINUED</u> | | | | | | | | | |
| <u>APPAREL; ACCESSORY STORES-CONTINUED</u> | | | | | | | | | |
| 565 | FAMILY CLOTHING STORES | 22 | 16 | (D) | (O) | (D) | (O) | (O) | (D) |
| 566 | SHOE STORES | 48 | 44 | 4 972 | 4 880 | 680 | 13 518 | 214 | 23 |
| | MEN'S SHOE STORES | 4 | 4 | 303 | 303 | 39 | 783 | 11 | 1 |
| | WOMEN'S SHOE STORES | 6 | 6 | 804 | 804 | 121 | 2 182 | 34 | - |
| | CHILDREN'S, JUVENILES' SHOE STORES | 1 | 1 | (O) | (O) | (O) | (O) | (O) | (O) |
| | FAMILY SHOE STORES | 37 | 33 | (D) | (D) | (D) | (O) | (D) | (D) |
| 564 | CHILDREN'S, INFANTS' WEAR STORES | 11 | 9 | (D) | (D) | (D) | (D) | (D) | (D) |
| 569 | MISCELLANEOUS APPAREL, ACCESSORY STORES | 2 | - | 4 | - | - | - | - | 2 |
| <u>FURNITURE; HOME FURNISHINGS; EQUIPMENT STORES</u> | | | | | | | | | |
| 57 | TOTAL | 237 | 161 | 31 410 | 29 810 | 3 920 | 76 173 | 813 | 225 |
| 571 | FURNITURE, HOME FURNISHINGS STORES | 136 | 84 | 18 463 | 17 295 | 2 426 | 45 261 | 485 | 137 |
| 5712 | FURNITURE STORES | 74 | 48 | 13 257 | 12 717 | 1 740 | 31 035 | 327 | 70 |
| 5713 | FLOOR COVERING STORES | 31 | 19 | 3 699 | 3 303 | 467 | 10 235 | 92 | 34 |
| 5714 | DRAPERY, CURTAIN, UPHOLSTERY STORES | 23 | 13 | (D) | (O) | (D) | (O) | (O) | (D) |
| 5715 | CHINA, GLASSWARE, METALWARE STORES | 4 | 2 | (O) | (O) | (O) | (O) | (O) | (O) |
| 5719 | MISCELLANEOUS HOME FURNISHINGS STORES | 4 | 2 | (O) | (O) | (O) | (O) | (O) | (O) |
| 572 | HOUSEHOLD APPLIANCE STORES | 56 | 44 | 8 426 | 8 260 | 940 | 18 978 | 196 | 46 |
| 5732 | RADIO, TELEVISION STORES | 22 | 18 | 2 374 | 2 336 | 323 | 7 611 | 61 | 21 |
| 5733 | MUSIC STORES | 23 | 15 | 2 147 | 1 919 | 231 | 4 323 | 71 | 21 |
| | RECORD SHOPS | 8 | 4 | (O) | (O) | (D) | (O) | (O) | (O) |
| | MUSICAL INSTRUMENT STORES | 15 | 11 | (D) | (O) | (D) | (D) | (O) | (D) |
| <u>EATING; DRINKING PLACES</u> | | | | | | | | | |
| 58 | TOTAL | 487 | 437 | 29 906 | 29 286 | 6 566 | 142 785 | 3 150 | 501 |
| 5812 | EATING PLACES | 326 | 284 | 21 283 | 20 787 | 5 182 | 115 254 | 2 542 | 324 |
| | RESTAURANTS, LUNCHROOMS | 232 | 208 | 15 638 | 15 464 | 3 958 | 91 536 | 1 971 | 232 |
| | CAFETERIAS | 16 | 16 | (O) | (O) | (O) | (O) | (O) | (O) |
| | REFRESHMENT PLACES | 61 | 45 | 2 943 | 2 659 | 577 | 11 189 | 279 | 58 |
| | CATERERS | 17 | 15 | (D) | (D) | (O) | (D) | (O) | (O) |
| 5813 | DRINKING PLACES (ALCOHOLIC BEVERAGES) | 161 | 153 | 8 623 | 8 499 | 1 384 | 27 531 | 608 | 177 |
| <u>DRUG STORES; PROPRIETARY STORES</u> | | | | | | | | | |
| 59PT(591) | TOTAL | 126 | 124 | 21 974 | 21 908 | 2 711 | 49 172 | 982 | 116 |
| 591 | DRUG STORES | 114 | 112 | (D) | (O) | (D) | (D) | (D) | (D) |
| | PROPRIETARY STORES | 12 | 12 | (O) | (D) | (D) | (D) | (D) | (D) |
| <u>OTHER RETAIL STORES</u> | | | | | | | | | |
| 59 EX.591 | TOTAL | 416 | 266 | 32 364 | 29 664 | 3 696 | 73 709 | 1 088 | 421 |
| 592 | LIQUOR STORES | 27 | 23 | 3 093 | 2 981 | 167 | 3 438 | 67 | 34 |
| 593 | ANTIQUA STORES, SECONDHAND STORES | 50 | 30 | 2 706 | 2 294 | 303 | 6 041 | 101 | 45 |
| 5932 | ANTIQUA STORES | 8 | - | 304 | - | - | - | - | B |
| 5933 | SECONDHAND STORES | 42 | 30 | 2 402 | 2 294 | 303 | 6 041 | 101 | 37 |
| 594 | BOOK, STATIONERY STORES | 10 | 10 | 1 282 | 1 282 | 180 | 3 929 | 69 | 9 |
| 5942 | BOOK STORES | 4 | 4 | (D) | (O) | (D) | (O) | (D) | (D) |
| 5943 | STATIONERY STORES | 6 | 6 | (O) | (O) | (D) | (D) | (D) | (D) |
| 595 | SPORTING GOODS STORES, BICYCLE SHOPS | 45 | 25 | 3 067 | 2 705 | 284 | 5 673 | 72 | 54 |
| 5952 | SPORTING GOODS STORES | 37 | 21 | 2 793 | 2 483 | 262 | 5 306 | 67 | 45 |
| 5953 | BICYCLE SHOPS | 8 | 4 | 274 | 222 | 22 | 367 | 5 | 9 |
| 5962 | HAY, GRAIN, FEED STORES | 19 | 13 | 3 465 | 3 257 | 160 | 3 519 | 55 | 17 |
| 5969 | OTHER FARM SUPPLY STORES | 10 | 10 | 4 797 | 4 797 | 369 | 7 118 | 65 | 8 |
| 597 | GARDEN SUPPLY STORES | 7 | 7 | 1 512 | 1 512 | 180 | 3 730 | 71 | 10 |
| 597 | JEWELRY STORES | 36 | 24 | 2 680 | 2 556 | 551 | 11 240 | 149 | 31 |
| 598 | FUEL, ICE DEALERS | 12 | 10 | 1 198 | 1 132 | 208 | 4 081 | 46 | 9 |
| 5982 | COAL AND WOOD DEALERS | 4 | 4 | 387 | 387 | 76 | 1 317 | 20 | 3 |
| | ICE DEALERS | - | - | - | - | - | - | - | - |
| 5983 | FUEL OIL DEALERS | 2 | - | 77 | 11 | 1 | - | - | - |
| 5984 | BOTTLE GAS DEALERS | 6 | 6 | 734 | 734 | 131 | 2 764 | 26 | 4 |
| 5992 | FLORISTS | 35 | 27 | 2 145 | 1 979 | 449 | 7 855 | 139 | 39 |
| 5993 | CIGAR STORES, STANDS | 6 | 2 | 206 | (O) | (O) | (D) | (O) | (O) |
| 5994 | NEWS DEALERS, NEWSSTANDS | 10 | 4 | (D) | (D) | (O) | (O) | (O) | (O) |
| 5996 | CAMERA, PHOTOGRAPHIC SUPPLY STORES | 9 | 9 | (D) | (D) | (D) | (O) | (D) | (D) |
| 5997 | GIFT, NOVELTY, SOUVENIR SHOPS | 19 | 9 | 254 | (D) | (D) | (O) | (D) | (O) |
| 5998 | OPTICAL GOODS STORES | 27 | 23 | 797 | 739 | 179 | 3 426 | 44 | 24 |
| 5999 | TYPEWRITER STORES | - | - | - | - | - | - | - | - |
| | LUGGAGE, LEATHER GOODS STORES | 8 | 4 | 340 | 310 | 32 | 971 | 15 | 8 |
| | HOBBY, TOY, GAME SHOPS | 12 | 4 | (O) | (D) | (O) | (D) | (O) | (O) |
| | RELIGIOUS GOODS STORES | 3 | 1 | 89 | (O) | (O) | (D) | (O) | (O) |
| | PET SHOPS | 6 | 4 | 226 | 186 | 28 | 654 | 10 | 6 |
| | OTHER | 65 | 27 | 2 828 | (D) | (O) | (D) | (D) | (D) |
| <u>NONSTORE RETAILERS*</u> | | | | | | | | | |
| 53 PART* | TOTAL | 200 | 34 | 11 984 | 9 700 | 1 478 | 26 857 | 385 | 184 |
| 532 | MAIL-ORDER HOUSES | 6 | 4 | 2 109 | (O) | (D) | (D) | (O) | (D) |
| 534 | MERCHANTISE VENDING MACHINE OPERATORS | 21 | 11 | 4 327 | 3 879 | 444 | 9 533 | 116 | 16 |
| 535 | DIRECT SELLING (HOUSE-TO-HOUSE) ORGANIZATIONS | 173 | 19 | 5 548 | (O) | (D) | (O) | (O) | (D) |

Standard Notes: - Represents zero. (D) Withheld to avoid disclosure. (NA) Not available. (X) Not applicable.
 *Nonstore retailers, part of SIC major group 53, are shown separately in this table.

TABLE 5. Counties With 500 Establishments or More: 1963-Continued

| SIC code | County and kind of business | Establishments | | Sales | | Payroll, entire year (\$1,000) | Payroll, workweek ended nearest Nov. 15 (dollars) | Paid employees, workweek ended nearest Nov. 15 (number) | Active proprietors of unincorporated businesses (number) |
|-----------------------|--|----------------|--------------|---------------------------|-----------------------------|--------------------------------|---|---|--|
| | | Total | With payroll | Total, all establishments | Establishments with payroll | | | | |
| | | (number) | (number) | (\$1,000) | (\$1,000) | | | | |
| LENAWEE COUNTY | | | | | | | | | |
| | RETAIL TRADE, TOTAL | 827 | 623 | 100 241 | 94 817 | 9 575 | 189 705 | 3 062 | 830 |
| | LUMBER, BUILDING MATERIALS, HARDWARE, FARM EQUIPMENT DEALERS | | | | | | | | |
| | TOTAL | 70 | 54 | 10 622 | 10 036 | 1 105 | 19 897 | 242 | 76 |
| 52 | LUMBER AND OTHER BUILDING MATERIALS DEALERS | 25 | 21 | 4 217 | 3 833 | 535 | 9 547 | 105 | 25 |
| 522-524 | HEATING, PLUMBING, PAINT, ELECTRICAL STORES | 10 | 4 | 404 | 290 | 33 | 648 | 9 | 15 |
| 5251 | HARDWARE STORES | 23 | 19 | 2 409 | 2 389 | 248 | 4 337 | 63 | 23 |
| 5252 | FARM EQUIPMENT DEALERS | 12 | 10 | 3 592 | 3 524 | 289 | 5 365 | 65 | 13 |
| | GENERAL MERCHANDISE GROUP STORES* | | | | | | | | |
| | TOTAL | 37 | 33 | 8 084 | 8 006 | 973 | 20 050 | 386 | 24 |
| 53 PART* | DEPARTMENT STORES | 1 | 1 | (0) | (0) | (0) | (0) | (0) | (0) |
| 531 | LIMITED PRICE VARIETY STORES | 20 | 16 | 2 532 | 2 454 | 386 | 6 847 | 162 | 11 |
| 533 | MISCELLANEOUS GENERAL MERCHANDISE STORES | 16 | 16 | (0) | (0) | (0) | (0) | (0) | (0) |
| 539 | | | | | | | | | |
| | FOOD STORES | | | | | | | | |
| | TOTAL | 115 | 83 | 21 727 | 20 607 | 1 443 | 26 694 | 492 | 126 |
| 54 | GROCERY STORES, INCLUDING DELICATESSENS | 88 | 62 | 20 043 | 19 109 | 1 190 | 21 876 | 394 | 97 |
| 541 | MEAT MARKETS, FISH (SEAFOOD) MARKETS | 5 | 5 | 635 | 635 | 66 | 1 365 | 24 | 4 |
| 542 | FRUIT STORES, VEGETABLE MARKETS | 1 | 1 | (0) | (0) | (0) | (0) | (0) | (0) |
| 543 | CANDY, NUT, CONFECTIONERY STORES | 5 | 3 | 88 | 66 | 13 | 182 | 7 | 8 |
| 544 | OTHER FOOD STORES | 16 | 12 | (0) | (0) | (0) | (0) | (0) | (0) |
| 545-549 | | | | | | | | | |
| | AUTOMOTIVE DEALERS | | | | | | | | |
| | TOTAL | 72 | 50 | 24 090 | 22 814 | 1 884 | 38 630 | 394 | 63 |
| 55 EX.554 | | | | | | | | | |
| | GASOLINE SERVICE STATIONS | | | | | | | | |
| | TOTAL | 103 | 87 | 7 536 | 7 314 | 621 | 13 184 | 242 | 107 |
| 55PT(554) | | | | | | | | | |
| | APPAREL, ACCESSORY STORES | | | | | | | | |
| | TOTAL | 43 | 39 | 4 768 | 4 436 | 542 | 10 387 | 185 | 38 |
| 56 | MEN'S, BOYS' APPAREL STORES, CUSTOM TAILORS | 6 | 6 | 723 | 723 | 76 | 1 356 | 21 | 5 |
| 561,567 | WOMEN'S CLOTHING, SPECIALTY STORES | 14 | 14 | 2 312 | 2 312 | 325 | 6 342 | 108 | 8 |
| 562-3,568 | WOMEN'S READY-TO-WEAR STORES | 11 | 11 | 2 115 | 2 115 | 302 | 5 871 | 98 | 8 |
| 562 | WOMEN'S ACCESSORY, SPECIALTY STORES, FURRIERS | 3 | 3 | 197 | 197 | 23 | 471 | 10 | - |
| 563,568 | FAMILY CLOTHING STORES | 11 | 7 | 895 | 573 | 50 | 1 010 | 23 | 15 |
| 565 | SHOE STORES | 12 | 12 | 828 | 828 | 91 | 1 679 | 33 | 10 |
| 566 | OTHER APPAREL, ACCESSORY STORES | - | - | 10 | - | - | - | - | - |
| 564,569 | | | | | | | | | |
| | FURNITURE, HOME FURNISHINGS, EQUIPMENT STORES | | | | | | | | |
| | TOTAL | 36 | 28 | 3 293 | 3 087 | 391 | 7 360 | 104 | 29 |
| 57 | FURNITURE, HOME FURNISHINGS STORES | 15 | 13 | 1 838 | 1 812 | 217 | 4 042 | 60 | 16 |
| 571 | HOUSEHOLD APPLIANCE, RADIO, TELEVISION, MUSIC STORES | 21 | 15 | 1 455 | 1 275 | 174 | 3 318 | 44 | 13 |
| 572,573 | | | | | | | | | |
| | EATING, DRINKING PLACES | | | | | | | | |
| | TOTAL | 157 | 143 | 6 448 | 6 228 | 1 177 | 25 168 | 623 | 179 |
| 58 | EATING PLACES | 105 | 97 | 4 298 | 4 256 | 910 | 19 488 | 491 | 113 |
| 5812 | DRINKING PLACES (ALCOHOLIC BEVERAGES) | 52 | 46 | 2 150 | 1 972 | 267 | 5 680 | 132 | 66 |
| 5813 | | | | | | | | | |
| | DRUG STORES, PROPRIETARY STORES | | | | | | | | |
| | TOTAL | 27 | 19 | 2 896 | 2 584 | 315 | 5 976 | 94 | 28 |
| 59PT(591) | DRUG STORES | 24 | 18 | 2 691 | (0) | (0) | (0) | (0) | (0) |
| 591 | PROPRIETARY STORES | 3 | 1 | 205 | (0) | (0) | (0) | (0) | (0) |
| (| | | | | | | | | |
| | OTHER RETAIL STORES | | | | | | | | |
| | TOTAL | 115 | 79 | 9 040 | 8 576 | 863 | 17 431 | 246 | 112 |
| 59 EX.591 | | | | | | | | | |
| 592 | LIQUOR STORES | 7 | 7 | 446 | 446 | 25 | 520 | 9 | 10 |
| 593 | ANTIQUARIAN STORES, SECONDHAND STORES | 10 | 4 | 230 | (0) | (0) | (0) | (0) | (0) |
| 594 | BOOK, STATIONERY STORES | 4 | 2 | 118 | (0) | (0) | (0) | (0) | (0) |
| 595 | SPORTING GOODS STORES, BICYCLE SHOPS | 12 | 4 | 530 | 448 | 45 | 875 | 10 | 11 |
| 596 | FARM, GARDEN SUPPLY STORES, INCLUDING FEEO STORES | 28 | 20 | 4 674 | 4 546 | 341 | 6 640 | 84 | 24 |
| 597 | JEWELRY STORES | 10 | 8 | 731 | 681 | 99 | 1 890 | 31 | 8 |
| 598 | FUEL, ICE DEALERS | 15 | 13 | 1 231 | 1 189 | 205 | 4 127 | 43 | 12 |
| 599 | OTHER STORES | 29 | 21 | 1 080 | 976 | 96 | 2 218 | 52 | 32 |
| | NONSTORE RETAILERS* | | | | | | | | |
| 53 PART* | TOTAL | 52 | 8 | 1 737 | 1 129 | 261 | 4 928 | 54 | 48 |

Standard Notes: - Represents zero. (D) Withheld to avoid disclosure. (NA) Not available. (X) Not applicable.
*Nonstore retailers, part of SIC major group 53, are shown separately in this table.

TABLE 5. Counties With 500 Establishments or More: 1963-Continued

| SIC code | County and kind of business | Establishments | | Sales | | Payroll, entire year (\$1,000) | Payroll, workweek ended nearest Nov. 15 (dollars) | Paid employees, workweek ended nearest Nov. 15 (number) | Active proprietors of unincorporated businesses (number) |
|------------|--|----------------|-----------------------|-------------------------------------|---------------------------------------|--------------------------------|---|---|--|
| | | Total (number) | With payroll (number) | Total, all establishments (\$1,000) | Establishments with payroll (\$1,000) | | | | |
| | <u>MACOMB COUNTY</u> | | | | | | | | |
| | RETAIL TRADE, TOTAL | 3 052 | 2 184 | 537 125 | 514 707 | 51 843 | 1 066 916 | 15 514 | 2 912 |
| | LUMBER, BUILDING MATERIALS, HARDWARE, FARM EQUIPMENT DEALERS | | | | | | | | |
| 52 | TOTAL | 177 | 133 | 29 515 | 28 793 | 3 467 | 70 141 | 674 | 155 |
| 521 | LUMBER YARDS | 30 | 26 | 14 324 | 14 298 | 1 621 | 32 625 | 260 | 20 |
| | BUILDING MATERIALS DEALERS | 25 | 21 | 3 245 | 3 115 | 525 | 11 845 | 107 | 16 |
| 522 | HEATING, PLUMBING EQUIPMENT DEALERS | 8 | 6 | (0) | (0) | (0) | (0) | (0) | (0) |
| 523 | PAINT, GLASS, WALLPAPER STORES | 23 | 15 | 1 395 | 1 257 | 175 | 3 907 | 39 | 21 |
| 524 | ELECTRICAL SUPPLY STORES | 3 | 1 | (0) | (0) | (0) | (0) | (0) | (0) |
| 5251 | HARDWARE STORES | 76 | 56 | 8 072 | 7 732 | 904 | 16 923 | 216 | 80 |
| 5252 | FARM EQUIPMENT DEALERS | 12 | 8 | 2 256 | 2 198 | 197 | 3 555 | 38 | 7 |
| | GENERAL MERCHANDISE GROUP STORES* | | | | | | | | |
| 53 PART* | TOTAL | 55 | 53 | 67 027 | 67 013 | 7 208 | 160 106 | 3 059 | 28 |
| 531 | DEPARTMENT STORES | 15 | 15 | 57 585 | 57 585 | 5 838 | 133 243 | 2 438 | - |
| 533 | LIMITED PRICE VARIETY STORES | 26 | 24 | 7 645 | 7 631 | 1 166 | 22 856 | 537 | 13 |
| 539 | GENERAL MERCHANDISE STORES | 8 | 8 | (0) | (0) | (0) | (0) | (0) | (0) |
| | DRY GOODS STORES | 5 | 5 | 396 | 396 | 46 | 954 | 22 | 5 |
| | SEWING, NEEDLEWORK STORES | 1 | 1 | (0) | (0) | (0) | (0) | (0) | (0) |
| | FOOD STORES | | | | | | | | |
| 54 | TOTAL | 524 | 368 | 136 259 | 129 981 | 9 404 | 181 998 | 2 697 | 469 |
| 541 | GROCERY STORES, INCLUDING DELICATESSENS | 323 | 235 | 125 164 | 120 680 | 8 400 | 161 427 | 2 345 | 290 |
| 542 | MEAT MARKETS | 37 | 23 | 3 659 | 3 021 | 284 | 5 805 | 82 | 45 |
| | FISH (SEAFOOD) MARKETS | 2 | - | 14 | - | - | - | - | 2 |
| 543 | FRUIT STORES, VEGETABLE MARKETS | 17 | 3 | 586 | 440 | 67 | 1 354 | 18 | 18 |
| 544 | CANDY, NUT, CONFECTIONERY STORES | 14 | 10 | 386 | 324 | 39 | 695 | 23 | 7 |
| 545 | DAIRY PRODUCTS STORES | 50 | 32 | 2 261 | 1 623 | 147 | 2 992 | 53 | 45 |
| 546 | RETAIL BAKERIES | 70 | 62 | 3 874 | 3 752 | 447 | 9 480 | 169 | 49 |
| 5462 | RETAIL BAKERIES, MANUFACTURING | 30 | 24 | 1 325 | (0) | (0) | (0) | (0) | (0) |
| 5463 | RETAIL BAKERIES, NONMANUFACTURING | 40 | 38 | 2 549 | (0) | (0) | (0) | (0) | (0) |
| 549 | EGG AND POULTRY DEALERS | 5 | 1 | 132 | (0) | (0) | (0) | (0) | (0) |
| | OTHER | 6 | 2 | 183 | (0) | (0) | (0) | (0) | (0) |
| | AUTOMOTIVE DEALERS | | | | | | | | |
| 55 EX-554 | TOTAL | 163 | 115 | 118 175 | 116 287 | 9 633 | 187 563 | 1 454 | 115 |
| 551 | PASSENGER CAR DEALERS, FRANCHISEO | 44 | 42 | 104 074 | 103 608 | 8 211 | 158 883 | 1 156 | 12 |
| | DOMESTIC CAR DEALERS | 40 | 38 | 93 835 | 93 369 | 7 459 | 146 575 | 1 051 | 10 |
| | IMPORTED CAR DEALERS | 1 | 1 | (0) | (0) | (0) | (0) | (0) | (0) |
| | DOMESTIC AND IMPORTED CAR DEALERS | 3 | 3 | (0) | (0) | (0) | (0) | (0) | (0) |
| 552 | PASSENGER CAR DEALERS, NONFRANCHISEO | 33 | 15 | 2 792 | 1 986 | 142 | 2 112 | 34 | 32 |
| 553 | TIRE, BATTERY, ACCESSORY DEALERS | 45 | 33 | 3 275 | 2 913 | 467 | 11 002 | 125 | 43 |
| | HOME AND AUTO SUPPLY STORES | 2 | 2 | (0) | (0) | (0) | (0) | (0) | (0) |
| 559 | MISCELLANEOUS AIRCRAFT, MARINE, AUTOMOTIVE DEALERS | 39 | 23 | (0) | (0) | (0) | (0) | (0) | (0) |
| | AIRCRAFT, BOAT, MOTORCYCLE DEALERS | 22 | 16 | 4 832 | 4 712 | 493 | 9 975 | 85 | 14 |
| | HOUSEHOLD TRAILER DEALERS | 6 | 4 | 1 664 | 1 582 | 115 | 2 027 | 18 | 4 |
| | OTHER AUTOMOTIVE DEALERS | 11 | 3 | (0) | (0) | (0) | (0) | (0) | (0) |
| | GASOLINE SERVICE STATIONS | | | | | | | | |
| 55PT(554) | TOTAL | 467 | 413 | 47 646 | 45 750 | 3 848 | 81 803 | 1 267 | 527 |
| | APPAREL, ACCESSORY STORES | | | | | | | | |
| 56 | TOTAL | 142 | 124 | 16 946 | 16 584 | 1 857 | 36 869 | 634 | 105 |
| 561, 567 | MEN'S, BOYS' APPAREL STORES, CUSTOM TAILORS | 37 | 29 | 4 263 | 4 027 | 515 | 10 669 | 148 | 31 |
| 561 | MEN'S, BOYS' CLOTHING AND FURNISHINGS STORES | 33 | 27 | (0) | (0) | (0) | (0) | (0) | (0) |
| 567 | CUSTOM TAILORS | 4 | 2 | (0) | (0) | (0) | (0) | (0) | (0) |
| 562-3, 568 | WOMEN'S CLOTHING, SPECIALTY STORES | 49 | 45 | 7 674 | 7 638 | 747 | 14 808 | 291 | 31 |
| 562 | WOMEN'S READY-TO-WEAR STORES | 35 | 33 | 6 965 | 6 941 | 656 | 13 067 | 254 | 24 |
| 563, 568 | WOMEN'S ACCESSORY, SPECIALTY STORES, FURRIERS | 14 | 12 | 709 | 697 | 91 | 1 741 | 37 | 7 |
| 563 | HAT, MILLINERY STORES | 3 | 3 | (0) | (0) | (0) | (0) | (0) | (0) |
| | CORSET, LINGERIE STORES | 1 | 1 | (0) | (0) | (0) | (0) | (0) | (0) |
| | HOSIERY STORES | - | - | - | - | - | - | - | - |
| 568 | APPAREL, ACCESSORY, OTHER SPECIALTY STORES | 8 | 8 | 504 | 504 | 63 | 1 206 | 28 | 4 |
| | FURRIERS, FUR SHOPS | 2 | - | (0) | - | - | - | - | (0) |
| 565 | FAMILY CLOTHING STORES | 9 | 7 | 759 | 749 | 81 | 1 602 | 28 | 9 |
| 566 | SHOE STORES | 39 | 35 | 3 529 | 3 449 | 454 | 8 552 | 138 | 27 |
| | MEN'S SHOE STORES | 1 | 1 | (0) | (0) | (0) | (0) | (0) | (0) |
| | WOMEN'S SHOE STORES | 3 | 3 | 442 | 442 | 65 | 1 414 | 21 | 2 |
| | CHILDREN'S, JUVENILES' SHOE STORES | 6 | 6 | (0) | (0) | (0) | (0) | (0) | (0) |
| | FAMILY SHOE STORES | 29 | 25 | 2 586 | 2 506 | 337 | 6 000 | 103 | 17 |
| 564 | CHILDREN'S, INFANTS' WEAR STORES | 8 | 8 | 721 | 721 | 60 | 1 238 | 29 | 7 |
| 569 | MISCELLANEOUS APPAREL, ACCESSORY STORES | - | - | - | - | - | - | - | - |

Standard Notes: - Represents zero. (D) Withheld to avoid disclosure. (NA) Not available. (X) Not applicable.
 *Nonstore retailers, part of SIC major group 53, are shown separately in this table.

TABLE 5. Counties With 500 Establishments or More: 1963—Continued

| SIC code | County and kind of business | Establishments | | Sales | | Payroll, entire year (\$1,000) | Payroll, workweek ended nearest Nov. 15 (dollars) | Paid employees, workweek ended nearest Nov. 15 (number) | Active proprietors of unincorporated businesses (number) |
|--|---|----------------|--------------|---------------------------|-----------------------------|--------------------------------|---|---|--|
| | | Total | With payroll | Total, all establishments | Establishments with payroll | | | | |
| | | (number) | (number) | (\$1,000) | (\$1,000) | | | | |
| MACOMB COUNTY--CONTINUED | | | | | | | | | |
| FURNITURE, HOME FURNISHINGS, EQUIPMENT STORES | | | | | | | | | |
| S7 | TOTAL | 154 | 116 | 18 978 | 18 518 | 2 058 | 41 371 | 426 | 115 |
| S71 | FURNITURE, HOME FURNISHINGS STORES | 88 | 66 | 11 011 | 10 765 | 1 418 | 28 129 | 278 | 66 |
| S712 | FURNITURE STORES | 47 | 41 | 7 790 | 7 740 | 1 011 | 19 670 | 199 | 34 |
| S713 | FLOOR COVERING STORES | 22 | 20 | 2 750 | 2 728 | 366 | 7 545 | 67 | 15 |
| S714 | DRAPERY, CURTAIN, UPHOLSTERY STORES | 15 | 3 | (0) | (0) | (0) | (0) | (0) | (0) |
| S715 | CHINA, GLASSWARE, METALWARE STORES | 2 | - | 6 | - | - | - | - | 2 |
| S719 | MISCELLANEOUS HOME FURNISHINGS STORES | 2 | 2 | (0) | (0) | (0) | (0) | (0) | (0) |
| S72 | HOUSEHOLD APPLIANCE STORES | 39 | 27 | 5 523 | 5 367 | 373 | 7 587 | 84 | 25 |
| S732 | RADIO, TELEVISION STORES | 16 | 14 | 1 425 | 1 411 | 150 | 2 921 | 32 | 16 |
| S733 | MUSIC STORES | 11 | 9 | 1 019 | 975 | 117 | 2 734 | 32 | 8 |
| | RECORD SHOPS | 2 | 2 | (0) | (0) | (0) | (0) | (0) | (0) |
| | MUSICAL INSTRUMENT STORES | 9 | 7 | (0) | (0) | (0) | (0) | (0) | (0) |
| EATING, DRINKING PLACES | | | | | | | | | |
| S8 | TOTAL | 569 | 507 | 35 115 | 34 449 | 8 010 | 172 568 | 3 324 | 609 |
| S812 | EATING PLACES | 388 | 334 | 23 838 | 23 362 | 6 057 | 129 835 | 2 577 | 385 |
| | RESTAURANTS, LUNCHROOMS | 262 | 232 | 15 373 | 15 143 | 3 755 | 83 210 | 1 703 | 267 |
| | CAFETERIAS | 10 | 10 | (0) | (0) | (0) | (0) | (0) | (0) |
| | REFRESHMENT PLACES | 83 | 69 | 3 890 | 3 798 | 781 | 16 118 | 405 | 82 |
| | CATERERS | 33 | 23 | (0) | (0) | (0) | (0) | (0) | (0) |
| S813 | DRINKING PLACES (ALCOHOLIC BEVERAGES) | 181 | 173 | 11 277 | 11 087 | 1 953 | 42 733 | 747 | 224 |
| DRUG STORES, PROPRIETARY STORES | | | | | | | | | |
| S9PT(S91) | TOTAL | 108 | 104 | 23 304 | 23 224 | 2 392 | 49 278 | 876 | 83 |
| S91 | DRUG STORES | 100 | 96 | 21 540 | 21 460 | 2 294 | 47 364 | 839 | 80 |
| | PROPRIETARY STORES | 8 | 8 | 1 764 | 1 764 | 98 | 1 914 | 37 | 3 |
| OTHER RETAIL STORES | | | | | | | | | |
| S9 EX-S91 | TOTAL | 331 | 201 | 25 587 | 23 029 | 2 452 | 46 777 | 727 | 345 |
| S92 | LIQUOR STORES | 51 | 41 | 5 252 | 4 494 | 200 | 4 386 | 93 | 64 |
| S93 | ANTIQUE STORES, SECONDHAND STORES | 50 | 20 | 1 208 | 976 | 199 | 4 068 | 61 | 53 |
| S932 | ANTIQUE STORES | 14 | - | 102 | - | - | - | - | 18 |
| S933 | SECONDHAND STORES | 36 | 20 | 1 106 | 976 | 199 | 4 068 | 61 | 35 |
| S94 | BOOK, STATIONERY STORES | 8 | 4 | 478 | 422 | 67 | 1 270 | 26 | 10 |
| S942 | BOOK STORES | 2 | - | 46 | - | - | - | - | 4 |
| S943 | STATIONERY STORES | 6 | 4 | 432 | 422 | 67 | 1 270 | 26 | 6 |
| S95 | SPORTING GOODS STORES, BICYCLE SHOPS | 31 | 21 | 2 622 | 2 338 | 207 | 4 471 | 70 | 30 |
| S952 | SPORTING GOODS STORES | 22 | 16 | 2 108 | 1 982 | 177 | 3 863 | 62 | 20 |
| S953 | BICYCLE SHOPS | 9 | 5 | 514 | 356 | 30 | 608 | 8 | 10 |
| S962 | HAY, GRAIN, FEED STORES | 9 | 7 | 1 486 | 1 372 | 98 | 1 988 | 25 | 8 |
| S969 | OTHER FARM SUPPLY STORES | 4 | 2 | 519 | (0) | (0) | (0) | (0) | (0) |
| | GARDEN SUPPLY STORES | 9 | 9 | 2 267 | 2 267 | 255 | 4 394 | 84 | 8 |
| S97 | JEWELRY STORES | 27 | 15 | 1 662 | 1 516 | 201 | 3 417 | 51 | 27 |
| S98 | FUEL, ICE DEALERS | 25 | 19 | 5 157 | 5 041 | 575 | 10 236 | 114 | 20 |
| S982 | COAL AND WOOD DEALERS | 4 | 4 | 1 278 | 1 278 | 108 | 2 016 | 20 | 1 |
| | ICE DEALERS | 1 | 1 | (0) | (0) | (0) | (0) | (0) | (0) |
| S983 | FUEL OIL DEALERS | 15 | 11 | 3 498 | 3 388 | 398 | 6 933 | 78 | 14 |
| S984 | BOTTLED GAS DEALERS | 5 | 3 | (0) | (0) | (0) | (0) | (0) | (0) |
| S992 | FLORISTS | 40 | 20 | 1 366 | 1 074 | 175 | 3 801 | 60 | 47 |
| S993 | CIGAR STORES, STANOS | 4 | 2 | (0) | (0) | (0) | (0) | (0) | (0) |
| S994 | NEWS DEALERS, NEWSSTANOS | 1 | 1 | (0) | (0) | (0) | (0) | (0) | (0) |
| S996 | CAMERA, PHOTOGRAPHIC SUPPLY STORES | 3 | 3 | (0) | (0) | (0) | (0) | (0) | (0) |
| S997 | GIFT, NOVELTY, SOUVENIR SHOPS | 16 | 4 | 249 | 123 | 14 | 268 | 8 | 16 |
| S998 | OPTICAL GOODS STORES | 22 | 18 | 885 | 809 | 163 | 3 204 | 52 | 22 |
| S999 | TYPEWRITER STORES | 1 | 1 | (0) | (0) | (0) | (0) | (0) | (0) |
| | LUGGAGE, LEATHER GOODS STORES | - | - | - | - | - | - | - | - |
| | HOBBY, TOY, GAME SHOPS | 4 | 4 | (0) | (0) | (0) | (0) | (0) | (0) |
| | RELIGIOUS GOODS STORES | - | - | - | - | - | - | - | - |
| | PET SHOPS | 5 | 1 | 168 | (0) | (0) | (0) | (0) | (0) |
| | OTHER | 21 | 9 | (0) | (0) | (0) | (0) | (0) | (0) |
| NONSTORE RETAILERS* | | | | | | | | | |
| S3 PART* | TOTAL | 362 | 50 | 18 573 | 11 079 | 1 514 | 38 442 | 376 | 361 |
| S32 | MAIL-ORDER HOUSES | 4 | 4 | (0) | (0) | (0) | (0) | (0) | (0) |
| S34 | MERCHANDISE VENDING MACHINE OPERATORS | 29 | 7 | (0) | (0) | (0) | (0) | (0) | (0) |
| S35 | DIRECT SELLING (HOUSE-TO-HOUSE) ORGANIZATIONS | 329 | 39 | 16 131 | 9 071 | 1 349 | 34 984 | 325 | 330 |

Standard Notes: - Represents zero. (D) Withheld to avoid disclosure. (NA) Not available. (X) Not applicable.
 *Nonstore retailers, part of SIC major group 53, are shown separately in this table.

TABLE 5. Counties With 500 Establishments or More: 1963-Continued

| SIC code | County and kind of business | Establishments | | Sales | | Payroll, entire year (\$1,000) | Payroll, workweek ended nearest Nov. 15 (dollars) | Paid employees, workweek ended nearest Nov. 15 (number) | Active proprietors of unincorporated businesses (number) |
|-------------------------|--|----------------|-----------------------|-------------------------------------|---------------------------------------|--------------------------------|---|---|--|
| | | Total (number) | With payroll (number) | Total, all establishments (\$1,000) | Establishments with payroll (\$1,000) | | | | |
| <u>MARQUETTE COUNTY</u> | | | | | | | | | |
| | RETAIL TRADE, TOTAL | 557 | 401 | 57 878 | 53 902 | 5 933 | 116 776 | 2 048 | 586 |
| | LUMBER, BUILDING MATERIALS, HARDWARE, FARM EQUIPMENT DEALERS | | | | | | | | |
| | TOTAL | 35 | 23 | 3 805 | 3 597 | 437 | 8 478 | 110 | 38 |
| 52 | LUMBER AND OTHER BUILDING MATERIALS DEALERS | 15 | 11 | 2 614 | 2 584 | 277 | 5 313 | 66 | 14 |
| 522-524 | HEATING, PLUMBING, PAINT, ELECTRICAL STORES | 6 | 4 | 334 | 278 | 82 | 1 565 | 16 | 6 |
| 5251 | HARDWARE STORES | 12 | 8 | 831 | 735 | 78 | 1 600 | 28 | 14 |
| 5252 | FARM EQUIPMENT DEALERS | 2 | - | 26 | - | - | - | - | 4 |
| | GENERAL MERCHANDISE GROUP STORES* | | | | | | | | |
| | TOTAL | 18 | 18 | 6 160 | 6 160 | 811 | 15 180 | 314 | 11 |
| 53 PART* | DEPARTMENT STORES | 1 | 1 | (D) | (O) | (O) | (O) | (O) | (D) |
| 533 | LIMITED PRICE VARIETY STORES | 5 | 5 | 1 607 | 1 607 | 238 | 4 481 | 106 | - |
| 539 | MISCELLANEOUS GENERAL MERCHANDISE STORES | 12 | 12 | (D) | (D) | (D) | (D) | (D) | (O) |
| | FOOD STORES | | | | | | | | |
| | TOTAL | 101 | 59 | 13 564 | 11 978 | 899 | 17 406 | 317 | 101 |
| 54 | GROCERY STORES, INCLUDING DELICATESSENS | 9D | 52 | 12 962 | 11 510 | 803 | 15 534 | 271 | 90 |
| 542 | MEAT MARKETS, FISH (SEAFOOD) MARKETS | 2 | - | 112 | - | - | - | - | 2 |
| 543 | FRUIT STORES, VEGETABLE MARKETS | - | - | - | - | - | - | - | - |
| 544 | CANDY, NUT, CONFECTIONERY STORES | 1 | 1 | (O) | (O) | (O) | (D) | (O) | (O) |
| 545-549 | OTHER FOOD STORES | 8 | 6 | (D) | (D) | (D) | (D) | (D) | (D) |
| | AUTOMOTIVE DEALERS | | | | | | | | |
| 55 EX.554 | TOTAL | 34 | 24 | 9 602 | 9 324 | 970 | 18 459 | 205 | 32 |
| | GASOLINE SERVICE STATIONS | | | | | | | | |
| 55PT(554) | TOTAL | 86 | 66 | 5 791 | 5 319 | 377 | 8 075 | 153 | 91 |
| | APPAREL, ACCESSORY STORES | | | | | | | | |
| | TOTAL | 38 | 26 | 4 484 | 4 220 | 570 | 11 594 | 205 | 49 |
| 561,567 | MEN'S, BOYS' APPAREL STORES, CUSTOM TAILORS | 6 | 4 | 574 | 558 | 69 | 1 291 | 22 | 8 |
| 562-3,568 | WOMEN'S CLOTHING, SPECIALTY STORES | 18 | 12 | 2 334 | 2 186 | 294 | 5 896 | 116 | 24 |
| 562 | WOMEN'S READY-TO-WEAR STORES | 9 | 9 | (D) | (D) | (D) | (O) | (D) | (O) |
| 563,568 | WOMEN'S ACCESSORY, SPECIALTY STORES, FURRIERS | 9 | 3 | (D) | (O) | (O) | (O) | (O) | (O) |
| 565 | FAMILY CLOTHING STORES | 6 | 4 | 1 040 | (O) | (O) | (O) | (D) | (O) |
| 566 | SHOE STORES | 4 | 4 | 441 | 441 | 37 | 1 098 | 18 | 6 |
| 564,569 | OTHER APPAREL, ACCESSORY STORES | 4 | 2 | 95 | (O) | (O) | (D) | (D) | (O) |
| | FURNITURE, HOME FURNISHINGS, EQUIPMENT STORES | | | | | | | | |
| | TOTAL | 31 | 27 | 2 858 | 2 674 | 341 | 6 952 | 101 | 26 |
| 571 | FURNITURE, HOME FURNISHINGS STORES | 11 | 11 | 1 284 | 1 284 | 169 | 3 255 | 34 | 9 |
| 572,573 | HOUSEHOLD APPLIANCE, RADIO, TELEVISION, MUSIC STORES | 20 | 16 | 1 574 | 1 390 | 172 | 3 697 | 67 | 17 |
| | EATING, DRINKING PLACES | | | | | | | | |
| | TOTAL | 120 | 98 | 4 779 | 4 359 | 732 | 15 192 | 372 | 143 |
| 5812 | EATING PLACES | 55 | 45 | 2 120 | 1 976 | 420 | 8 625 | 228 | 63 |
| 5813 | DRINKING PLACES (ALCOHOLIC BEVERAGES) | 65 | 53 | 2 659 | 2 383 | 312 | 6 567 | 144 | 80 |
| | DRUG STORES, PROPRIETARY STORES | | | | | | | | |
| | TOTAL | 11 | 11 | 1 691 | 1 691 | 257 | 4 443 | 96 | 11 |
| 59PT(591) | DRUG STORES | 11 | 11 | 1 691 | 1 691 | 257 | 4 443 | 96 | 11 |
| 591 | PROPRIETARY STORES | - | - | - | - | - | - | - | - |
| | OTHER RETAIL STORES | | | | | | | | |
| | TOTAL | 66 | 44 | 3 705 | (D) | (D) | (D) | (D) | (D) |
| 592 | LIQUOR STORES | 13 | 13 | 980 | 980 | 70 | 1 268 | 34 | 15 |
| 593 | ANTIQUA STORES, SECONDHAND STORES | 4 | 2 | 139 | (D) | (D) | (O) | (O) | (D) |
| 594 | BOOK, STATIONERY STORES | 2 | 2 | (D) | (D) | (O) | (O) | (O) | (D) |
| 595 | SPORTING GOODS STORES, BICYCLE SHOPS | 8 | 4 | 394 | 238 | 17 | 440 | 6 | 10 |
| 596 | FARM, GARDEN SUPPLY STORES, INCLUDING FEED STORES | 2 | - | 18 | - | - | - | - | 2 |
| 597 | JEWELRY STORES | 6 | 4 | 259 | 215 | 26 | 531 | 12 | 7 |
| 598 | FUEL, ICE DEALERS | 9 | 7 | 1 207 | 1 201 | 222 | 4 769 | 44 | 7 |
| 599 | OTHER STORES | 22 | 12 | (D) | 487 | 89 | 1 774 | 33 | 24 |
| | NONSTORE RETAILERS* | | | | | | | | |
| 53 PART* | TOTAL | 17 | 5 | 1 439 | (O) | (D) | (D) | (D) | (D) |

Standard Notes: - Represents zero. (D) Withheld to avoid disclosure. (NA) Not available. (X) Not applicable.
 *Nonstore retailers, part of SIC major group 53, are shown separately in this table.

TABLE 5. Counties With 500 Establishments or More: 1963-Continued

| SIC code | County and kind of business | Establishments | | Sales | | Payroll, entire year (\$1,000) | Payroll, workweek ended nearest Nov. 15 (dollars) | Paid employees, workweek ended nearest Nov. 15 (number) | Active proprietors of unincorporated businesses (number) |
|----------------------|--|----------------|-----------------------|-------------------------------------|---------------------------------------|--------------------------------|---|---|--|
| | | Total (number) | With payroll (number) | Total, all establishments (\$1,000) | Establishments with payroll (\$1,000) | | | | |
| <u>MONROE COUNTY</u> | | | | | | | | | |
| | RETAIL TRADE, TOTAL | 739 | 539 | 97 842 | 93 110 | 9 036 | 179 075 | 2 845 | 727 |
| | LUMBER, BUILDING MATERIALS, HARDWARE, FARM EQUIPMENT DEALERS | | | | | | | | |
| | TOTAL | 75 | 59 | 10 695 | 10 363 | 1 020 | 19 164 | 241 | 74 |
| 52 | LUMBER AND OTHER BUILDING MATERIALS DEALERS | 21 | 19 | 6 318 | 6 174 | 481 | 9 214 | 103 | 16 |
| 522-524 | HEATING, PLUMBING, PAINT, ELECTRICAL STORES | 13 | 7 | 765 | 691 | 124 | 2 398 | 25 | 10 |
| 5251 | HARDWARE STORES | 23 | 19 | 1 748 | 1 646 | 218 | 3 975 | 68 | 29 |
| 5252 | FARM EQUIPMENT DEALERS | 18 | 14 | 1 864 | 1 852 | 197 | 3 577 | 45 | 19 |
| | GENERAL MERCHANDISE GROUP STORES* | | | | | | | | |
| | TOTAL | 14 | 14 | 7 914 | 7 914 | 940 | 18 149 | 338 | 8 |
| 53 PART* | DEPARTMENT STORES | 2 | 2 | (0) | (0) | (0) | (0) | (0) | (0) |
| 533 | LIMITED PRICE VARIETY STORES | 5 | 5 | (D) | (0) | (0) | (D) | (0) | (0) |
| 539 | MISCELLANEOUS GENERAL MERCHANDISE STORES | 7 | 7 | 3 623 | 3 623 | 395 | 7 997 | 118 | 5 |
| | FOOD STORES | | | | | | | | |
| | TOTAL | 103 | 69 | 25 404 | 24 528 | 1 470 | 29 500 | 461 | 99 |
| 54 | GROCERY STORES, INCLUDING DELICATESSENS | 85 | 59 | 24 400 | 23 564 | 1 374 | 27 555 | 418 | 85 |
| 542 | MEAT MARKETS, FISH (SEAFOOD) MARKETS | 2 | 2 | (0) | (0) | (0) | (0) | (D) | (0) |
| 543 | FRUIT STORES, VEGETABLE MARKETS | 3 | 1 | 52 | (0) | (0) | (0) | (0) | (0) |
| 544 | CANDY, NUT, CONFECTIONERY STORES | 2 | 2 | (D) | (0) | (0) | (0) | (0) | (0) |
| 545-549 | OTHER FOOD STORES | 11 | 5 | 289 | 253 | 23 | 361 | 13 | 10 |
| | AUTOMOTIVE DEALERS | | | | | | | | |
| 55 EX-554 | TOTAL | 46 | 36 | 23 000 | 22 678 | 2 041 | 39 941 | 398 | 33 |
| | GASOLINE SERVICE STATIONS | | | | | | | | |
| 55PT(554) | TOTAL | 120 | 92 | 9 336 | 8 050 | 722 | 15 242 | 267 | 132 |
| | APPAREL, ACCESSORY STORES | | | | | | | | |
| | TOTAL | 26 | 24 | 3 419 | 3 389 | 387 | 7 578 | 144 | 21 |
| 561-567 | MEN'S, BOYS' APPAREL STORES, CUSTOM TAILORS | 6 | 6 | (0) | (0) | (D) | (0) | (0) | (D) |
| 562-3,568 | WOMEN'S CLOTHING, SPECIALTY STORES | 8 | 8 | 1 869 | 1 869 | 195 | 4 495 | 88 | 5 |
| 562 | WOMEN'S READY-TO-WEAR STORES | 5 | 5 | (0) | (0) | (D) | (0) | (D) | (0) |
| 563-568 | WOMEN'S ACCESSORY, SPECIALTY STORES, FURRIERS | 3 | 3 | (D) | (0) | (0) | (0) | (0) | (0) |
| 565 | FAMILY CLOTHING STORES | 4 | 2 | (D) | (0) | (0) | (0) | (0) | (D) |
| 566 | SHOE STORES | 8 | 8 | 911 | 911 | 107 | 2 026 | 32 | 6 |
| 564-569 | OTHER APPAREL, ACCESSORY STORES | - | - | - | - | - | - | - | - |
| | FURNITURE, HOME FURNISHINGS, EQUIPMENT STORES | | | | | | | | |
| | TOTAL | 45 | 31 | 3 747 | 3 379 | 506 | 9 040 | 137 | 37 |
| 571 | FURNITURE, HOME FURNISHINGS STORES | 14 | 12 | 2 108 | 2 094 | 304 | 4 810 | 77 | 16 |
| 572-573 | HOUSEHOLD APPLIANCE, RADIO, TELEVISION, MUSIC STORES | 31 | 19 | 1 639 | 1 285 | 202 | 4 230 | 60 | 21 |
| | EATING, DRINKING PLACES | | | | | | | | |
| | TOTAL | 160 | 140 | 6 153 | 5 707 | 1 099 | 23 012 | 577 | 182 |
| 5812 | EATING PLACES | 85 | 79 | 3 174 | 3 086 | 716 | 15 296 | 400 | 90 |
| 5813 | DRINKING PLACES (ALCOHOLIC BEVERAGES) | 75 | 61 | 2 979 | 2 621 | 383 | 7 716 | 177 | 92 |
| | DRUG STORES, PROPRIETARY STORES | | | | | | | | |
| | TOTAL | 19 | 19 | 2 573 | 2 573 | 357 | 6 991 | 119 | 15 |
| 59PT(591) | DRUG STORES | 17 | 17 | (D) | (D) | (0) | (D) | (0) | (0) |
| 591 | PROPRIETARY STORES | 2 | 2 | (U) | (U) | (U) | (D) | (D) | (0) |
| | OTHER RETAIL STORES | | | | | | | | |
| | TOTAL | 78 | 48 | 4 411 | 4 031 | 433 | 8 658 | 145 | 75 |
| 59 EX-591 | LIQUOR STORES | 9 | 9 | 1 200 | 1 200 | 49 | 834 | 22 | 12 |
| 593 | ANTIQUARIAN STORES, SECONHAND STORES | 11 | 5 | 225 | 203 | 39 | 785 | 14 | 9 |
| 594 | BOOK, STATIONERY STORES | 1 | 1 | (D) | (0) | (0) | (D) | (0) | (D) |
| 595 | SPORTING GOODS STORES, BICYCLE SHOPS | 5 | 1 | 172 | (0) | (0) | (D) | (0) | (0) |
| 596 | FARM, GARDEN SUPPLY STORES, INCLUDING FEE STORES | 10 | 6 | 1 057 | 959 | 75 | 1 416 | 21 | 7 |
| 597 | JEWELRY STORES | 7 | 7 | 549 | 549 | 96 | 2 385 | 36 | 6 |
| 598 | FUEL, ICE DEALERS | 6 | 6 | 528 | 528 | 73 | 1 385 | 17 | 6 |
| 599 | OTHER STORES | 29 | 13 | (D) | 406 | 90 | 1 646 | 33 | 29 |
| | NONSTORE RETAILERS* | | | | | | | | |
| 53 PART* | TOTAL | 53 | 7 | 1 190 | 498 | 61 | 1 800 | 18 | 51 |

Standard Notes: - Represents zero. (D) Withheld to avoid disclosure. (NA) Not available. (X) Not applicable.
 *Nonstore retailers, part of SIC major group 53, are shown separately in this table.

TABLE 5. Counties With 500 Establishments or More: 1963-Continued

| SIC code | County and kind of business | Establishments | | Sales | | Payroll, entire year (\$1,000) | Payroll, workweek ended nearest Nov. 15 (dollars) | Paid employees, workweek ended nearest Nov. 15 (number) | Active proprietors of unincorporated businesses (number) |
|------------|--|-------------------|--------------------------|--|--|-----------------------------------|--|--|---|
| | | Total (number) | With payroll (number) | Total, all establishments (\$1,000) | Establishments with payroll (\$1,000) | | | | |
| | <u>MUSKEGON COUNTY</u> (COEXTENSIVE WITH MUSKEGON-MUSKEGON HEIGHTS SMSA, SEE TABLE 4) | | | | | | | | |
| | <u>OAKLAND COUNTY</u> | | | | | | | | |
| | RETAIL TRADE, TOTAL | 5 049 | 3 791 | 1 104 645 | 1 070 791 | 117 526 | 2 421 124 | 33 548 | 4 589 |
| | LUMBER, BUILDING MATERIALS, HARDWARE, FARM EQUIPMENT DEALERS | | | | | | | | |
| 52 | TOTAL | 323 | 231 | 45 542 | 43 446 | 5 702 | 114 512 | 1 158 | 291 |
| 521 | LUMBER YARDS | 62 | 62 | 19 965 | 19 965 | 2 876 | 55 169 | 466 | 30 |
| | BUILDING MATERIALS DEALERS | 41 | 19 | 5 168 | 4 704 | 604 | 11 499 | 108 | 38 |
| 522 | HEATING, PLUMBING EQUIPMENT DEALERS | 38 | 16 | (0) | (0) | (0) | (0) | (0) | (0) |
| 523 | PAINT, GLASS, WALLPAPER STORES | 35 | 25 | 1 711 | 1 711 | 254 | 5 088 | 57 | 24 |
| 524 | ELECTRICAL SUPPLY STORES | 2 | 2 | (0) | (0) | (0) | (0) | (0) | (0) |
| 5251 | HARDWARE STORES | 123 | 93 | 14 887 | 14 027 | 1 550 | 32 979 | 425 | 137 |
| 5252 | FARM EQUIPMENT DEALERS | 22 | 14 | 1 906 | 1 772 | 201 | 3 561 | 40 | 21 |
| | GENERAL MERCHANDISE GROUP STORES* | | | | | | | | |
| 53 PART* | TOTAL | 124 | 108 | 180 564 | 180 356 | 21 052 | 440 296 | 7 298 | 66 |
| | DEPARTMENT STORES | 22 | 22 | 155 905 | 155 905 | 17 472 | 369 595 | 5 674 | - |
| 533 | LIMITED PRICE VARIETY STORES | 58 | 54 | 20 973 | 20 957 | 3 129 | 61 639 | 1 464 | 26 |
| 539 | GENERAL MERCHANDISE STORES | 26 | 18 | (0) | (0) | (0) | (0) | (0) | (0) |
| | DRY GOODS STORES | 8 | 8 | 869 | 869 | 162 | 3 292 | 57 | 7 |
| | SEWING, NEEDLEWORK STORES | 10 | 6 | (0) | (0) | (0) | (0) | (0) | (0) |
| | FOOD STORES | | | | | | | | |
| 54 | TOTAL | 774 | 572 | 242 710 | 235 570 | 17 896 | 357 595 | 5 209 | 690 |
| 541 | GROCERY STORES, INCLUDING DELICATESSENS | 540 | 394 | 225 005 | 219 043 | 15 514 | 310 314 | 4 394 | 529 |
| 542 | MEAT MARKETS | 23 | 21 | 4 776 | 4 664 | 459 | 9 317 | 106 | 21 |
| | FISH (SEAFOOD) MARKETS | 4 | - | 162 | - | - | - | - | 4 |
| 543 | FRUIT STORES, VEGETABLE MARKETS | 21 | 9 | 697 | 503 | 38 | 1 077 | 20 | 23 |
| 544 | CANDY, NUT, CONFECTIONERY STORES | 28 | 22 | 1 075 | 979 | 158 | 3 633 | 82 | 12 |
| 545 | DAIRY PRODUCTS STORES | 35 | 27 | 2 351 | 2 185 | 228 | 4 682 | 109 | 19 |
| 546 | RETAIL BAKERIES | 103 | 93 | 7 703 | 7 497 | 1 452 | 27 625 | 482 | 57 |
| 5462 | RETAIL BAKERIES, MANUFACTURING | 44 | 40 | 2 688 | (0) | (0) | (0) | (0) | (0) |
| 5463 | RETAIL BAKERIES, NONMANUFACTURING | 59 | 53 | 5 015 | (0) | (0) | (0) | (0) | (0) |
| 549 | EGG AND POULTRY DEALERS | 6 | 2 | 520 | (0) | (0) | (0) | (0) | (0) |
| | OTHER | 14 | 4 | 421 | (0) | (0) | (0) | (0) | (0) |
| | AUTOMOTIVE DEALERS | | | | | | | | |
| 55 EX. 554 | TOTAL | 305 | 219 | 243 889 | 240 553 | 20 042 | 415 690 | 3 030 | 222 |
| 551 | PASSENGER CAR DEALERS, FRANCHISED | 82 | 80 | 217 606 | 217 192 | 17 425 | 363 697 | 2 467 | 21 |
| | DOMESTIC CAR DEALERS | 65 | 63 | 158 374 | 157 960 | 13 208 | 274 697 | 1 911 | 18 |
| | IMPORTED CAR DEALERS | 8 | 8 | (0) | (0) | (0) | (0) | (0) | (0) |
| | DOMESTIC AND IMPORTED CAR DEALERS | 9 | 9 | (0) | (0) | (0) | (0) | (0) | (0) |
| 552 | PASSENGER CAR DEALERS, NONFRANCHISED | 90 | 36 | 9 716 | 7 362 | 452 | 9 460 | 117 | 94 |
| 553 | TIRE, BATTERY, ACCESSORY DEALERS | 68 | 62 | 8 449 | 8 317 | 1 452 | 29 084 | 298 | 55 |
| | HOME AND AUTO SUPPLY STORES | 8 | 8 | (0) | (0) | (0) | (0) | (0) | (0) |
| 559 | MISCELLANEOUS AIRCRAFT, MARINE, AUTOMOTIVE DEALERS | 57 | 33 | (0) | (0) | (0) | (0) | (0) | (0) |
| | AIRCRAFT, BOAT, MOTORCYCLE DEALERS | 33 | 19 | 2 969 | 2 787 | 262 | 4 675 | 50 | 29 |
| | HOUSEHOLD TRAILER DEALERS | 14 | 12 | 3 491 | 3 429 | 264 | 4 651 | 44 | 7 |
| | OTHER AUTOMOTIVE DEALERS | 10 | 2 | (0) | (0) | (0) | (0) | (0) | (0) |
| | GASOLINE SERVICE STATIONS | | | | | | | | |
| 55PT(554) | TOTAL | 728 | 628 | 78 430 | 73 994 | 6 882 | 147 390 | 2 184 | 781 |
| | APPAREL, ACCESSORY STORES | | | | | | | | |
| 56 | TOTAL | 358 | 318 | 68 136 | 66 772 | 9 363 | 197 121 | 3 073 | 220 |
| 561, 567 | MEN'S, BOYS' APPAREL STORES, CUSTOM TAILORS | 77 | 73 | 17 647 | 17 525 | 2 513 | 53 816 | 732 | 62 |
| 561 | MEN'S, BOYS' CLOTHING AND FURNISHINGS STORES | 68 | 68 | (0) | (0) | (0) | (0) | (0) | (0) |
| 567 | CUSTOM TAILORS | 9 | 5 | (0) | (0) | (0) | (0) | (0) | (0) |
| 562-3, 568 | WOMEN'S CLOTHING, SPECIALTY STORES | 120 | 112 | 31 142 | 30 752 | 4 218 | 89 457 | 1 528 | 54 |
| 562 | WOMEN'S READY-TO-WEAR STORES | 84 | 80 | 26 415 | 26 335 | 3 693 | 79 249 | 1 319 | 37 |
| 563, 568 | WOMEN'S ACCESSORY, SPECIALTY STORES, FURRIERS | 36 | 32 | 4 727 | 4 417 | 525 | 10 208 | 209 | 17 |
| 563 | MILLINERY STORES | 9 | 7 | (0) | (0) | (0) | (0) | (0) | (0) |
| | CORDSET, LINGERIE STORES | 2 | 2 | (0) | (0) | (0) | (0) | (0) | (0) |
| | HDSIERY STORES | 3 | 1 | 357 | (0) | (0) | (0) | (0) | (0) |
| | APPAREL, ACCESSORY, OTHER SPECIALTY STORES | 19 | 19 | 3 777 | 3 777 | 413 | 8 042 | 168 | 5 |
| 568 | FURRIERS, FUR SHOPS | 3 | 3 | (0) | (0) | (0) | (0) | (0) | (0) |

Standard Notes: - Represents zero. (D) Withheld to avoid disclosure. (NA) Not available. (X) Not applicable.
*Nonstore retailers, part of SIC major group 53, are shown separately in this table.

TABLE 5. Counties With 500 Establishments or More: 1963-Continued

| SIC code | County and kind of business | Establishments | | Sales | | Payroll, entire year | Payroll, workweek ended nearest Nov. 15 | Paid employees, workweek ended nearest Nov. 15 | Active proprietors of unincorporated businesses |
|---|---|----------------|-----------------------|-------------------------------------|---------------------------------------|----------------------|---|--|---|
| | | Total (number) | With payroll (number) | Total, all establishments (\$1,000) | Establishments with payroll (\$1,000) | | | | |
| DAKLAND COUNTY—CONTINUED | | | | | | | | | |
| APPAREL; ACCESSORY STORES—CONTINUED | | | | | | | | | |
| 565 | FAMILY CLOTHING STORES | 32 | 20 | 5 135 | 4 875 | 750 | 15 706 | 278 | 28 |
| 566 | SHOE STORES | 103 | 89 | 11 619 | 11 177 | 1 603 | 32 275 | 432 | 51 |
| | MEN'S SHOE STORES | 9 | 9 | (D) | (D) | (D) | (D) | (D) | (D) |
| | WOMEN'S SHOE STORES | 18 | 18 | 3 624 | 3 624 | 518 | 10 411 | 143 | 3 |
| | CHILDREN'S, JUVENILE'S SHOE STORES | 11 | 9 | (D) | (D) | (D) | (D) | (D) | (D) |
| | FAMILY SHOE STORES | 65 | 53 | 6 540 | 6 156 | 893 | 18 141 | 246 | 37 |
| 564 | CHILDREN'S, INFANTS' WEAR STORES | 23 | 21 | (D) | (D) | (D) | (D) | (D) | (D) |
| 569 | MISCELLANEOUS APPAREL; ACCESSORY STORES | 3 | 3 | (D) | (D) | (D) | (D) | (D) | (D) |
| FURNITURE; HOME FURNISHINGS; EQUIPMENT STORES | | | | | | | | | |
| 57 | TOTAL | 326 | 260 | 47 538 | 46 350 | 6 091 | 124 960 | 1 254 | 241 |
| 571 | FURNITURE; HOME FURNISHINGS STORES | 182 | 140 | 28 800 | 28 238 | 3 932 | 78 897 | 770 | 133 |
| 5712 | FURNITURE STORES | 93 | 77 | 18 128 | 17 924 | 2 503 | 48 432 | 467 | 63 |
| 5713 | FLOOR COVERING STORES | 42 | 38 | 6 883 | 6 823 | 887 | 17 882 | 150 | 27 |
| 5714 | DRAPERY; CURTAIN; UPHOLSTERY STORES | 31 | 17 | (D) | (D) | (D) | (D) | (D) | (D) |
| 5715 | CHINA; GLASSWARE; METALWARE STORES | 9 | 3 | 316 | 200 | 21 | 372 | 8 | 11 |
| 5719 | MISCELLANEOUS HOME FURNISHINGS STORES | 7 | 5 | (D) | (D) | (D) | (D) | (D) | (D) |
| 572 | HOUSEHOLD APPLIANCE STORES | 79 | 63 | 10 769 | 10 343 | 1 199 | 25 382 | 258 | 56 |
| 5732 | RADIO; TELEVISION STORES | 32 | 30 | 3 428 | 3 388 | 416 | 8 492 | 86 | 27 |
| 5733 | MUSIC STORES | 33 | 27 | 4 541 | 4 381 | 544 | 12 189 | 140 | 25 |
| | RECORD SHOPS | 10 | 6 | (D) | (D) | (D) | (D) | (D) | (D) |
| | MUSICAL INSTRUMENT STORES | 23 | 21 | (D) | (D) | (D) | (D) | (D) | (D) |
| EATING; DRINKING PLACES | | | | | | | | | |
| 58 | TOTAL | 803 | 737 | 65 460 | 64 160 | 15 525 | 322 480 | 6 419 | 847 |
| 5812 | EATING PLACES | 584 | 532 | 50 869 | 50 267 | 12 887 | 265 119 | 5 412 | 577 |
| | RESTAURANTS; LUNCHROOMS | 405 | 381 | 36 795 | 36 473 | 9 684 | 195 139 | 4 052 | 404 |
| | CAFETERIAS | 10 | 10 | (D) | (D) | (D) | (D) | (D) | (D) |
| | REFRESHMENT PLACES | 137 | 115 | 6 758 | 6 540 | 1 276 | 31 809 | 744 | 141 |
| | CATERERS | 32 | 26 | (D) | (D) | (D) | (D) | (D) | (D) |
| 5813 | DRINKING PLACES (ALCOHOLIC BEVERAGES) | 219 | 205 | 14 591 | 13 893 | 2 638 | 57 361 | 1 007 | 270 |
| DRUG STORES; PROPRIETARY STORES | | | | | | | | | |
| 59PT(591) | TOTAL | 193 | 191 | 46 708 | 46 670 | 5 154 | 102 177 | 1 560 | 148 |
| 591 | DRUG STORES | 182 | 180 | 43 321 | 43 283 | 4 923 | 96 873 | 1 486 | 144 |
| | PROPRIETARY STORES | 11 | 11 | 3 387 | 3 387 | 231 | 5 304 | 74 | 4 |
| OTHER RETAIL STORES | | | | | | | | | |
| 59 EX.591 | TOTAL | 661 | 445 | 56 082 | 51 924 | 7 077 | 142 241 | 1 764 | 645 |
| 592 | LIQUOR STORES | 71 | 55 | 10 204 | 9 394 | 533 | 10 860 | 186 | 92 |
| 593 | ANTIQUARIAN STORES; SECONDHAND STORES | 82 | 40 | 1 971 | 1 537 | 235 | 5 009 | 88 | 85 |
| 5932 | ANTIQUARIAN STORES | 13 | 3 | 122 | (D) | (D) | (D) | (D) | (D) |
| 5933 | SECONDHAND STORES | 69 | 37 | 1 849 | (D) | (D) | (D) | (D) | (D) |
| 594 | BOOK; STATIONERY STORES | 36 | 22 | 2 358 | 2 228 | 430 | 8 436 | 110 | 39 |
| 5942 | BOOK STORES | 10 | 8 | 401 | 391 | 39 | 827 | 17 | 11 |
| 5943 | STATIONERY STORES | 26 | 14 | 1 957 | 1 837 | 391 | 7 609 | 93 | 28 |
| 595 | SPORTING GOODS STORES; BICYCLE SHOPS | 68 | 52 | 5 954 | 5 484 | 626 | 13 993 | 177 | 59 |
| 5952 | SPORTING GOODS STORES | 58 | 44 | 5 107 | 4 837 | 561 | 12 822 | 156 | 48 |
| 5953 | BICYCLE SHOPS | 10 | 8 | 847 | 647 | 65 | 1 171 | 21 | 11 |
| 5962 | HAY; GRAIN; FEED STORES | 16 | 12 | 1 399 | 1 267 | 94 | 1 899 | 21 | 16 |
| 5969 | OTHER FARM SUPPLY STORES | 10 | 6 | 1 419 | (D) | (D) | (D) | (D) | (D) |
| | GARDEN SUPPLY STORES | 26 | 20 | 3 892 | 3 844 | 588 | 10 143 | 131 | 20 |
| 597 | JEWELRY STORES | 49 | 41 | 5 136 | 5 026 | 865 | 16 095 | 209 | 28 |
| 598 | FUEL; ICE DEALERS | 56 | 42 | 11 922 | 11 550 | 1 823 | 37 900 | 295 | 48 |
| 5982 | COAL AND WOOD DEALERS | 7 | 7 | 750 | 750 | 99 | 2 215 | 26 | 7 |
| | ICE DEALERS | - | - | 6 | - | - | - | - | - |
| 5983 | FUEL DEALERS | 42 | 28 | 9 950 | 9 584 | 1 408 | 29 932 | 221 | 35 |
| 5984 | BOTTLED GAS DEALERS | 7 | 7 | 1 216 | 1 216 | 316 | 5 753 | 48 | 6 |
| 5992 | FLORISTS | 64 | 38 | 3 259 | 2 635 | 458 | 8 920 | 139 | 78 |
| 5993 | CIGAR STORES; STANDS | 2 | 2 | (D) | (D) | (D) | (D) | (D) | (D) |
| 5994 | NEWS DEALERS; NEWSSTANDS | 2 | 2 | (D) | (D) | (D) | (D) | (D) | (D) |
| 5996 | CAMERA; PHOTOGRAPHIC SUPPLY STORES | 8 | 8 | (D) | (D) | (D) | (D) | (D) | (D) |
| 5997 | GIFT; NOVELTY; SOUVENIR SHOPS | 26 | 18 | 1 232 | 920 | 123 | 3 587 | 65 | 26 |
| 5998 | OPTICAL GOODS STORES | 45 | 43 | 1 638 | 1 596 | 276 | 5 005 | 74 | 46 |
| 5999 | TYPEWRITER STORES | 2 | 2 | (D) | (D) | (D) | (D) | (D) | (D) |
| | LUGGAGE; LEATHER GOODS STORES | 2 | 2 | (D) | (D) | (D) | (D) | (D) | (D) |
| | Hobby; Toy; Game Shops | 10 | 8 | (D) | (D) | (D) | (D) | (D) | (D) |
| | RELIGIOUS GOODS STORES | 5 | 3 | 525 | 487 | 81 | 1 317 | 24 | 4 |
| | PET SHOPS | 10 | 4 | 332 | (D) | (D) | (D) | (D) | (D) |
| | OTHER | 71 | 25 | 2 507 | 2 007 | 417 | 8 511 | 99 | 66 |
| NONSTORE RETAILERS* | | | | | | | | | |
| 53 PART* | TOTAL | 454 | 82 | 29 586 | 20 996 | 2 742 | 56 662 | 599 | 438 |
| 532 | MAIL-ORDER HOUSES | 6 | 4 | (D) | (D) | (D) | (D) | (D) | (D) |
| 534 | MERCHANDISE VENDING MACHINE OPERATORS | 33 | 19 | (D) | (D) | (D) | (D) | (D) | (D) |
| 535 | DIRECT SELLING (HOUSE-TO-HOUSE) ORGANIZATIONS | 415 | 59 | 17 904 | 9 662 | 1 293 | 27 006 | 342 | 402 |

Standard Notes: - Represents zero. (D) Withheld to avoid disclosure. (NA) Not available. (X) Not applicable.
 *Nonstore retailers, part of SIC major group 53, are shown separately in this table.

TABLE 5. Counties With 500 Establishments or More: 1963—Continued

| SIC code | County and kind of business | Establishments | | Sales | | Payroll, entire year (\$1,000) | Payroll, workweek ended nearest Nov. 15 (dollars) | Paid employees, workweek ended nearest Nov. 15 (number) | Active proprietors of unincorporated businesses (number) |
|----------------------|--|----------------|-----------------------|-------------------------------------|---------------------------------------|--------------------------------|---|---|--|
| | | Total (number) | With payroll (number) | Total, all establishments (\$1,000) | Establishments with payroll (\$1,000) | | | | |
| OTTAWA COUNTY | | | | | | | | | |
| | RETAIL TRADE, TOTAL | 896 | 656 | 116 564 | 110 508 | 10 851 | 213 370 | 3 785 | 961 |
| | LUMBER, BUILDING MATERIALS, HARDWARE, FARM EQUIPMENT DEALERS | | | | | | | | |
| | TOTAL | 70 | 56 | 9 656 | 9 498 | 997 | 18 712 | 248 | 76 |
| 52 | LUMBER AND OTHER BUILDING MATERIALS DEALERS | 15 | 13 | 3 952 | 3 944 | 401 | 7 027 | 80 | 10 |
| 522-524 | HEATING, PLUMBING, PAINT, ELECTRICAL STORES | 14 | 10 | 519 | 487 | 65 | 1 417 | 20 | 16 |
| 5251 | HARDWARE STORES | 22 | 18 | 2 304 | 2 248 | 248 | 4 885 | 87 | 29 |
| 5252 | FARM EQUIPMENT DEALERS | 19 | 15 | 2 881 | 2 819 | 283 | 5 383 | 61 | 21 |
| | GENERAL MERCHANDISE GROUP STORES* | | | | | | | | |
| | TOTAL | 29 | 29 | 7 194 | 7 154 | 978 | 22 000 | 436 | 26 |
| 53 PART* | DEPARTMENT STORES | 3 | 3 | (0) | (0) | (0) | (0) | (0) | (0) |
| 533 | LIMITED PRICE VARIETY STORES | 13 | 13 | 1 915 | 1 905 | 306 | 6 538 | 146 | 7 |
| 539 | MISCELLANEOUS GENERAL MERCHANDISE STORES | 13 | 13 | (0) | (0) | (0) | (0) | (0) | (0) |
| | FOOD STORES | | | | | | | | |
| | TOTAL | 138 | 110 | 28 883 | 28 007 | 1 956 | 39 600 | 839 | 155 |
| 54 | GROCERY STORES, INCLUDING DELICATESSENS | 92 | 82 | 26 979 | 26 473 | 1 682 | 34 046 | 703 | 102 |
| 542 | MEAT MARKETS, FISH (SEAFOOD) MARKETS | 7 | 3 | 265 | 227 | 14 | 264 | 4 | 8 |
| 543 | FRUIT STORES, VEGETABLE MARKETS | 9 | 5 | 480 | 280 | 22 | 566 | 12 | 13 |
| 544 | CANDY, NUT, CONFECTIONERY STORES | 6 | 2 | 54 | (0) | (0) | (0) | (0) | (0) |
| 545-549 | OTHER FOOD STORES | 24 | 18 | 1 105 | (0) | (0) | (0) | (0) | (0) |
| | AUTOMOTIVE DEALERS | | | | | | | | |
| | TOTAL | 84 | 48 | 26 581 | 24 397 | 2 208 | 41 746 | 395 | 73 |
| | GASOLINE SERVICE STATIONS | | | | | | | | |
| | TOTAL | 135 | 113 | 10 711 | 10 019 | 815 | 15 970 | 293 | 155 |
| | APPAREL, ACCESSORY STORES | | | | | | | | |
| | TOTAL | 62 | 50 | 4 992 | 4 764 | 686 | 13 219 | 268 | 59 |
| 561,567 | MEN'S, BOYS' APPAREL STORES, CUSTOM TAILORS | 15 | 11 | 1 573 | 1 547 | 236 | 3 650 | 70 | 12 |
| 562-3,568 | WOMEN'S CLOTHING, SPECIALTY STORES | 22 | 18 | 2 113 | 2 029 | 328 | 7 141 | 153 | 20 |
| 562 | WOMEN'S READY-TO-WEAR STORES | 14 | 14 | 1 525 | 1 525 | 233 | 5 234 | 112 | 11 |
| 563,568 | WOMEN'S ACCESSORY, SPECIALTY STORES, FURRIERS | 8 | 4 | 588 | (0) | (0) | (0) | (0) | (0) |
| 565 | FAMILY CLOTHING STORES | 1 | 1 | (0) | (0) | (0) | (0) | (0) | (0) |
| 566 | SHOE STORES | 22 | 18 | 1 130 | 1 016 | 93 | 2 091 | 38 | 23 |
| 564,569 | OTHER APPAREL, ACCESSORY STORES | 2 | 2 | (0) | (0) | (0) | (0) | (0) | (0) |
| | FURNITURE, HOME FURNISHINGS, EQUIPMENT STORES | | | | | | | | |
| | TOTAL | 55 | 43 | 5 500 | 5 106 | 596 | 10 744 | 164 | 66 |
| 571 | FURNITURE, HOME FURNISHINGS STORES | 28 | 22 | 3 170 | 2 996 | 354 | 6 879 | 115 | 38 |
| 572,573 | HOUSEHOLD APPLIANCE, RADIO, TELEVISION, MUSIC STORES | 27 | 21 | 2 330 | 2 110 | 242 | 3 865 | 49 | 28 |
| | EATING, DRINKING PLACES | | | | | | | | |
| | TOTAL | 113 | 99 | 5 565 | 5 389 | 1 109 | 23 763 | 667 | 136 |
| 5812 | EATING PLACES | 82 | 70 | 4 316 | 4 200 | 959 | 20 338 | 592 | 98 |
| 5813 | DRINKING PLACES (ALCOHOLIC BEVERAGES) | 31 | 29 | 1 249 | 1 189 | 150 | 3 425 | 75 | 38 |
| | DRUG STORES, PROPRIETARY STORES | | | | | | | | |
| | TOTAL | 21 | 21 | 3 457 | 3 457 | 344 | 6 339 | 154 | 23 |
| 59PT(591) | DRUG STORES | 19 | 19 | (0) | (0) | (0) | (0) | (0) | (0) |
| 591 | PROPRIETARY STORES | 2 | 2 | (0) | (0) | (0) | (0) | (0) | (0) |
| | OTHER RETAIL STORES | | | | | | | | |
| | TOTAL | 139 | 81 | 12 328 | 11 754 | 1 081 | 19 763 | 296 | 141 |
| 592 | LIQUOR STORES | 8 | 8 | 1 242 | 1 242 | 55 | 1 034 | 23 | 12 |
| 593 | ANTIQUA STORES, SECONOHAND STORES | 21 | 3 | 346 | 232 | 26 | 532 | 11 | 20 |
| 594 | BOOK, STATIONERY STORES | 7 | 7 | 391 | 391 | 55 | 1 115 | 20 | 6 |
| 595 | SPORTING GOODS STORES, BICYCLE SHOPS | 15 | 7 | 559 | 387 | 38 | 722 | 12 | 16 |
| 596 | FARM, GARDEN SUPPLY STORES, INCLUDING FEEO STORES | 17 | 15 | 6 312 | 6 276 | 395 | 7 422 | 105 | 8 |
| 597 | JEWELRY STORES | 13 | 9 | 716 | 682 | 88 | 1 953 | 27 | 13 |
| 598 | FUEL, ICE DEALERS | 17 | 11 | 1 250 | 1 216 | 175 | 3 228 | 36 | 15 |
| 599 | OTHER STORES | 41 | 21 | 1 512 | 1 328 | 249 | 3 757 | 62 | 51 |
| | NONSTORE RETAILERS* | | | | | | | | |
| | TOTAL | 50 | 6 | 1 697 | 963 | 81 | 1 514 | 25 | 51 |

Standard Notes: - Represents zero. (D) Withheld to avoid disclosure. (NA) Not available. (X) Not applicable.
 *Nonstore retailers, part of SIC major group 53, are shown separately in this table.

TABLE 5. Counties With 500 Establishments or More: 1963-Continued

| SIC code | County and kind of business | Establishments | | Sales | | Payroll, entire year (\$1,000) | Payroll, workweek ended nearest Nov. 15 (dollars) | Paid employees, workweek ended nearest Nov. 15 (number) | Active proprietors of unincorporated businesses (number) |
|-----------|--|----------------|-----------------------|-------------------------------------|---------------------------------------|--------------------------------|---|---|--|
| | | Total (number) | With payroll (number) | Total, all establishments (\$1,000) | Establishments with payroll (\$1,000) | | | | |
| | <u>SAGINAW COUNTY</u> (SAGINAW COUNTY COEXTENSIVE WITH SAGINAW SM6A; SEE TABLE 4) | | | | | | | | |
| | <u>ST. CLAIR COUNTY</u> | | | | | | | | |
| | RETAIL TRADE, TOTAL | 1 096 | 778 | 134 074 | 126 946 | 13 402 | 266 967 | 4 395 | 1 063 |
| | LUMBER, BUILDING MATERIALS, HARDWARE, FARM EQUIPMENT DEALERS | | | | | | | | |
| | TOTAL | 88 | 60 | 8 803 | 8 263 | 918 | 18 787 | 206 | 95 |
| 52 | LUMBER AND OTHER BUILDING MATERIALS DEALERS | 20 | 18 | 4 337 | 4 255 | 525 | 11 431 | 104 | 22 |
| 521 | HEATING, PLUMBING, PAINT, ELECTRICAL STORES | 19 | 9 | 724 | 572 | 111 | 2 026 | 23 | 19 |
| 522-524 | HARDWARE STORES | 31 | 23 | 2 304 | 2 180 | 204 | 3 843 | 58 | 32 |
| 5251 | FARM EQUIPMENT DEALERS | 18 | 10 | 1 438 | 1 256 | 78 | 1 487 | 21 | 22 |
| 5252 | | | | | | | | | |
| | GENERAL MERCHANDISE GROUP STORES* | | | | | | | | |
| | TOTAL | 27 | 27 | 19 289 | 19 289 | 2 467 | 47 804 | 892 | 17 |
| 53 PART* | DEPARTMENT STORES | 6 | 6 | 15 709 | 15 709 | 1 937 | 37 308 | 660 | - |
| 531 | LIMITED PRICE VARIETY STORES | 13 | 13 | 3 066 | 3 066 | 481 | 9 639 | 212 | 9 |
| 533 | MISCELLANEOUS GENERAL MERCHANDISE STORES | 8 | 8 | 514 | 514 | 49 | 857 | 20 | 8 |
| 539 | | | | | | | | | |
| | FOOD STORES | | | | | | | | |
| | TOTAL | 182 | 114 | 33 497 | 31 013 | 2 162 | 41 397 | 658 | 173 |
| 54 | GROCERY STORES, INCLUDING DELICATESSENS | 146 | 84 | 31 830 | 29 418 | 1 920 | 36 661 | 568 | 137 |
| 541 | MEAT MARKETS, FISH (SEAFOOD) MARKETS | 6 | 6 | 560 | 560 | 60 | 1 237 | 19 | 4 |
| 542 | FRUIT STORES, VEGETABLE MARKETS | 3 | 1 | 97 | (0) | (0) | (0) | (0) | (0) |
| 543 | CANDY, NUT, CONFECTIONERY STORES | 3 | 3 | 77 | 77 | 12 | 285 | 5 | 1 |
| 544 | OTHER FOOD STORES | 24 | 20 | 933 | (0) | (0) | (0) | (0) | (0) |
| 545-549 | | | | | | | | | |
| | AUTOMOTIVE DEALERS | | | | | | | | |
| | TOTAL | 76 | 56 | 26 604 | 25 992 | 2 313 | 41 061 | 464 | 66 |
| 55 EX.554 | GASOLINE SERVICE STATIONS | | | | | | | | |
| | TOTAL | 153 | 117 | 9 445 | 8 623 | 701 | 15 536 | 259 | 154 |
| 55PT(554) | APPAREL, ACCESSORY STORES | | | | | | | | |
| | TOTAL | 51 | 49 | 5 520 | 5 498 | 710 | 13 269 | 281 | 31 |
| 56 | MEN'S, BOYS' APPAREL STORES, CUSTOM TAILORS | 9 | 9 | 1 300 | 1 300 | 146 | 2 344 | 62 | 6 |
| 561,567 | WOMEN'S CLOTHING, SPECIALTY STORES | 21 | 19 | 2 514 | 2 492 | 378 | 7 042 | 144 | 10 |
| 562-3,568 | WOMEN'S READY-TO-WEAR STORES | 18 | 16 | (0) | (0) | (0) | (0) | (0) | (0) |
| 562 | WOMEN'S ACCESSORY, SPECIALTY STORES, FURRIERS | 3 | 3 | (0) | (0) | (0) | (0) | (0) | (0) |
| 563,568 | FAMILY CLOTHING STORES | 7 | 7 | 567 | 567 | 56 | 1 103 | 26 | 6 |
| 565 | SHOE STORES | 14 | 14 | 1 139 | 1 139 | 130 | 2 798 | 49 | 9 |
| 566 | OTHER APPAREL, ACCESSORY STORES | - | - | - | - | - | - | - | - |
| 564,569 | | | | | | | | | |
| | FURNITURE, HOME FURNISHINGS, EQUIPMENT STORES | | | | | | | | |
| | TOTAL | 59 | 45 | 5 785 | 5 441 | 742 | 15 388 | 211 | 49 |
| 57 | FURNITURE, HOME FURNISHINGS STORES | 32 | 20 | 3 000 | 2 692 | 380 | 7 588 | 93 | 30 |
| 571 | HOUSEHOLD APPLIANCE, RADIO, TELEVISION, MUSIC STORES | 27 | 25 | 2 785 | 2 749 | 362 | 7 800 | 118 | 19 |
| 572,573 | | | | | | | | | |
| | EATING, DRINKING PLACES | | | | | | | | |
| | TOTAL | 211 | 177 | 9 020 | 8 480 | 1 650 | 33 043 | 831 | 231 |
| 58 | EATING PLACES | 118 | 100 | 5 255 | 5 067 | 1 152 | 22 411 | 607 | 126 |
| 5812 | DRINKING PLACES (ALCOHOLIC BEVERAGES) | 93 | 77 | 3 765 | 3 413 | 498 | 10 632 | 224 | 105 |
| 5813 | | | | | | | | | |
| | DRUG STORES, PROPRIETARY STORES | | | | | | | | |
| | TOTAL | 30 | 26 | 3 634 | 3 510 | 470 | 12 059 | 219 | 30 |
| 59PT(591) | DRUG STORES | 29 | 25 | (0) | (0) | (0) | (0) | (0) | (0) |
| 591 | PROPRIETARY STORES | 1 | 1 | (0) | (0) | (0) | (0) | (0) | (0) |
| | OTHER RETAIL STORES | | | | | | | | |
| | TOTAL | 147 | 93 | 9 314 | 8 226 | 921 | 17 765 | 279 | 145 |
| 59 EX.591 | LIQUOR STORES | 16 | 10 | 1 075 | 745 | 33 | 602 | 17 | 20 |
| 592 | ANTIQUA STORES, SECONDHAND STORES | 12 | 6 | 313 | 289 | 47 | 740 | 21 | 12 |
| 593 | BOOK, STATIONERY STORES | 5 | 5 | 812 | 812 | 119 | 2 291 | 33 | 4 |
| 594 | SPORTING GOODS STORES, BICYCLE SHOPS | 13 | 7 | 297 | 173 | 23 | 588 | 11 | 14 |
| 595 | FARM, GARDEN SUPPLY STORES, INCLUDING FEEO STORES | 16 | 12 | 2 072 | 1 922 | 150 | 2 985 | 42 | 13 |
| 596 | JEWELRY STORES | 8 | 8 | 784 | 784 | 116 | 2 437 | 37 | 6 |
| 597 | FUEL, ICE DEALERS | 14 | 12 | 2 216 | 1 988 | 219 | 4 105 | 48 | 13 |
| 598 | OTHER STORES | 63 | 33 | 1 745 | 1 513 | 214 | 4 017 | 70 | 63 |
| 599 | | | | | | | | | |
| | NONSTORE RETAILERS* | | | | | | | | |
| | TOTAL | 72 | 14 | 3 163 | 2 611 | 348 | 10 858 | 95 | 72 |
| 53 PART* | | | | | | | | | |

Standard Notes: - Represents zero. (D) Withheld to avoid disclosure. (NA) Not available. (X) Not applicable.
*Nonstore retailers, part of SIC major group 53, are shown separately in this table.

TABLE 5. Counties With 500 Establishments or More: 1963-Continued

| SIC code | County and kind of business | Establishments | | Sales | | Payroll, entire year (\$1,000) | Payroll, workweek ended nearest Nov. 15 (dollars) | Paid employees, workweek ended nearest Nov. 15 (number) | Active proprietors of unincorporated businesses (number) |
|-------------------------|--|----------------|--------------|-------------------------------------|---------------------------------------|--------------------------------|---|---|--|
| | | Total | With payroll | Total, all establishments (\$1,000) | Establishments with payroll (\$1,000) | | | | |
| | | (number) | (number) | | | | | | |
| <u>ST JOSEPH COUNTY</u> | | | | | | | | | |
| | RETAIL TRADE, TOTAL | 510 | 392 | 60 239 | 57 301 | 5 755 | 112 025 | 1 846 | 522 |
| | LUMBER, BUILDING MATERIALS, HARDWARE, FARM EQUIPMENT DEALERS | | | | | | | | |
| | TOTAL | 46 | 34 | 4 343 | 4 029 | 586 | 11 487 | 151 | 52 |
| 52 | LUMBER AND OTHER BUILDING MATERIALS DEALERS | 13 | 13 | 1 875 | 1 875 | 374 | 7 106 | 88 | 9 |
| 522-524 | HEATING, PLUMBING, PAINT, ELECTRICAL STORES | 10 | 6 | 342 | 316 | 54 | 1 210 | 14 | 10 |
| 5251 | HARDWARE STORES | 12 | 10 | 929 | 851 | 75 | 1 688 | 29 | 17 |
| 5252 | FARM EQUIPMENT DEALERS | 11 | 5 | 1 197 | 987 | 83 | 1 483 | 20 | 16 |
| | GENERAL MERCHANDISE GROUP STORES* | | | | | | | | |
| | TOTAL | 20 | 14 | 3 289 | 3 191 | 410 | 7 646 | 168 | 18 |
| 53 PART* | DEPARTMENT STORES | 1 | 1 | (0) | (0) | (0) | (0) | (0) | (0) |
| 533 | LIMITED PRICE VARIETY STORES | 13 | 9 | 1 368 | 1 280 | 165 | 3 109 | 87 | 14 |
| 539 | MISCELLANEOUS GENERAL MERCHANDISE STORES | 6 | 4 | (0) | (0) | (0) | (0) | (0) | (0) |
| | FOOD STORES | | | | | | | | |
| | TOTAL | 65 | 53 | 16 106 | 15 312 | 1 117 | 18 777 | 324 | 60 |
| 54 | GROCERY STORES, INCLUDING DELICATESSENS | 50 | 40 | 14 416 | 13 710 | 932 | 16 536 | 278 | 44 |
| 541 | MEAT MARKETS, FISH (SEAFOOD) MARKETS | 5 | 3 | 521 | (0) | (0) | (0) | (0) | (0) |
| 542 | FRUIT STORES, VEGETABLE MARKETS | 2 | 2 | (D) | (0) | (0) | (0) | (0) | (0) |
| 543 | CANDY, NUT, CONFECTIONERY STORES | 2 | 2 | (D) | (0) | (D) | (0) | (D) | (0) |
| 544 | OTHER FOOD STORES | 6 | 6 | 1 097 | 1 097 | 138 | 1 399 | 33 | 7 |
| | AUTOMOTIVE DEALERS | | | | | | | | |
| | TOTAL | 43 | 35 | 13 055 | 12 965 | 1 085 | 19 882 | 229 | 30 |
| | GASOLINE SERVICE STATIONS | | | | | | | | |
| | TOTAL | 71 | 55 | 5 573 | 4 891 | 429 | 8 475 | 148 | 80 |
| | APPAREL, ACCESSORY STORES | | | | | | | | |
| | TOTAL | 29 | 23 | 2 216 | 2 108 | 242 | 5 504 | 96 | 34 |
| 56 | MEN'S, BOYS' APPAREL STORES, CUSTOM TAILORS | 8 | 8 | 539 | 539 | 68 | 1 311 | 20 | 11 |
| 561,567 | WOMEN'S CLOTHING, SPECIALTY STORES | 10 | 6 | 748 | 684 | 67 | 2 049 | 38 | 12 |
| 562-3,568 | WOMEN'S READY-TO-WEAR STORES | 5 | 3 | 446 | 388 | 31 | 563 | 16 | 7 |
| 562 | WOMEN'S ACCESSORY, SPECIALTY STORES, FURRIERS | 5 | 3 | 302 | 296 | 36 | 1 486 | 22 | 5 |
| 563,568 | FAMILY CLOTHING STORES | 6 | 4 | 555 | 511 | 56 | 1 106 | 22 | 6 |
| 565 | SHOE STORES | 5 | 5 | 374 | 374 | 51 | 1 038 | 16 | 5 |
| 566 | OTHER APPAREL, ACCESSORY STORES | - | - | - | - | - | - | - | - |
| | FURNITURE, HOME FURNISHINGS, EQUIPMENT STORES | | | | | | | | |
| | TOTAL | 33 | 27 | 2 700 | 2 558 | 425 | 8 432 | 110 | 29 |
| 57 | FURNITURE, HOME FURNISHINGS STORES | 15 | 11 | 1 265 | 1 237 | 222 | 4 572 | 59 | 12 |
| 571 | HOUSEHOLD APPLIANCE, RADIO, TELEVISION, MUSIC STORES | 18 | 16 | 1 435 | 1 321 | 203 | 3 860 | 51 | 17 |
| | EATING, DRINKING PLACES | | | | | | | | |
| | TOTAL | 96 | 82 | 3 948 | 3 776 | 749 | 18 449 | 395 | 108 |
| 58 | EATING PLACES | 70 | 60 | 2 620 | 2 556 | 569 | 14 656 | 301 | 80 |
| 5812 | DRINKING PLACES (ALCOHOLIC BEVERAGES) | 26 | 22 | 1 328 | 1 220 | 180 | 3 793 | 94 | 28 |
| | DRUG STORES, PROPRIETARY STORES | | | | | | | | |
| | TOTAL | 13 | 11 | 1 630 | 1 588 | 161 | 3 181 | 53 | 17 |
| 59PT(591) | DRUG STORES | 13 | 11 | 1 630 | 1 588 | 161 | 3 181 | 53 | 17 |
| 591 | PROPRIETARY STORES | - | - | - | - | - | - | - | - |
| | OTHER RETAIL STORES | | | | | | | | |
| | TOTAL | 82 | 54 | 6 408 | (0) | (0) | (D) | (D) | (D) |
| 59 EX.591 | LIQUOR STORES | 6 | 6 | 442 | 442 | 26 | 444 | 12 | 7 |
| 592 | ANTIQUA STORES, SECONHAND STORES | 8 | 2 | 232 | (0) | (D) | (0) | (0) | (0) |
| 593 | BOOK, STATIONERY STORES | 3 | 3 | 115 | 115 | 8 | 173 | 5 | 3 |
| 594 | SPORTING GOODS STORES, BICYCLE SHOPS | 10 | 8 | 330 | 314 | 23 | 359 | 8 | 10 |
| 595 | FARM, GARDEN SUPPLY STORES, INCLUDING FEED STORES | 15 | 15 | 3 673 | 3 673 | 251 | 4 451 | 61 | 10 |
| 596 | JEWELRY STORES | 6 | 4 | 307 | 285 | 31 | 535 | 10 | 6 |
| 597 | FUEL, ICE DEALERS | 3 | 3 | (D) | (D) | (0) | (0) | (D) | (0) |
| 598 | OTHER STORES | 31 | 13 | (D) | 587 | 63 | 1 283 | 30 | 38 |
| | NONSTORE RETAILERS* | | | | | | | | |
| | TOTAL | 12 | 4 | 971 | (0) | (D) | (0) | (0) | (0) |

Standard Notes: - Represents zero. (D) Withheld to avoid disclosure. (NA) Not available. (X) Not applicable.
 *Nonstore retailers, part of SIC major group 53, are shown separately in this table.

TABLE 5. Counties With 500 Establishments or More: 1963-Continued

| SIC code | County and kind of business | Establishments | | Sales | | Payroll, entire year (\$1,000) | Payroll, workweek ended nearest Nov. 15 (dollars) | Paid employees, workweek ended nearest Nov. 15 (number) | Active proprietors of unincorporated businesses (number) |
|-----------|--|----------------|-----------------------|-------------------------------------|---------------------------------------|--------------------------------|---|---|--|
| | | Total (number) | With payroll (number) | Total, all establishments (\$1,000) | Establishments with payroll (\$1,000) | | | | |
| | <u>SHIAWASSEE COUNTY</u> | | | | | | | | |
| | RETAIL TRADE, TOTAL | 530 | 402 | 71 411 | 68 201 | 6 147 | 124 324 | 2 018 | 539 |
| | LUMBER, BUILDING MATERIALS, HARDWARE, FARM EQUIPMENT DEALERS | | | | | | | | |
| | TOTAL | 55 | 39 | 9 311 | 8 859 | 805 | 14 629 | 176 | 52 |
| 52 | LUMBER AND OTHER BUILDING MATERIALS DEALERS | 12 | 12 | 4 935 | 4 935 | 475 | 8 185 | 94 | 5 |
| 522-524 | HEATING, PLUMBING, PAINT, ELECTRICAL STORES | 13 | 5 | 572 | 430 | 92 | 1 837 | 20 | 11 |
| 5251 | HARDWARE STORES | 16 | 10 | 943 | 801 | 78 | 1 481 | 22 | 16 |
| 5252 | FARM EQUIPMENT DEALERS | 14 | 12 | 2 861 | 2 693 | 160 | 3 126 | 40 | 20 |
| | GENERAL MERCHANDISE GROUP STORES* | | | | | | | | |
| | TOTAL | 19 | 17 | 6 793 | 6 779 | 722 | 17 619 | 359 | 15 |
| 53 PART* | DEPARTMENT STORES | 3 | 3 | 3 928 | 3 928 | 433 | 12 062 | 222 | - |
| 533 | LIMITED PRICE VARIETY STORES | 10 | 8 | 1 750 | 1 736 | 183 | 3 319 | 90 | 10 |
| 539 | MISCELLANEOUS GENERAL MERCHANDISE STORES | 6 | 6 | 1 115 | 1 115 | 106 | 2 238 | 47 | 5 |
| | FOOD STORES | | | | | | | | |
| | TOTAL | 70 | 56 | 16 231 | 15 673 | 1 020 | 23 827 | 366 | 72 |
| 54 | GROCERY STORES, INCLUDING DELICATESSENS | 58 | 46 | 15 810 | 15 262 | 907 | 21 253 | 326 | 57 |
| 542 | MEAT MARKETS, FISH (SEAFOOD) MARKETS | - | - | - | - | - | - | - | - |
| 543 | FRUIT STORES, VEGETABLE MARKETS | - | - | - | - | - | - | - | - |
| 544 | CANDY, NUT, CONFECTIONERY STORES | - | - | - | - | - | - | - | - |
| 545-549 | OTHER FOOD STORES | 12 | 10 | 421 | 411 | 113 | 2 574 | 40 | 15 |
| | AUTOMOTIVE DEALERS | | | | | | | | |
| 55 EX.554 | TOTAL | 48 | 32 | 17 440 | 16 794 | 1 256 | 22 106 | 236 | 41 |
| | GASOLINE SERVICE STATIONS | | | | | | | | |
| 55PT(554) | TOTAL | 77 | 67 | 5 950 | 5 576 | 388 | 7 850 | 146 | 75 |
| | APPAREL, ACCESSORY STORES | | | | | | | | |
| | TOTAL | 36 | 30 | 2 609 | 2 515 | 330 | 6 001 | 114 | 36 |
| 561,567 | MEN'S, BOYS' APPAREL STORES, CUSTOM TAILORS | 2 | 2 | (0) | (0) | (0) | (0) | (0) | (0) |
| 562-3,568 | WOMEN'S CLOTHING, SPECIALTY STORES | 11 | 11 | 916 | 916 | 121 | 1 994 | 41 | 14 |
| 562 | WOMEN'S READY-TO-WEAR STORES | 10 | 10 | (0) | (0) | (0) | (0) | (0) | (0) |
| 563,568 | WOMEN'S ACCESSORY, SPECIALTY STORES, FURRIERS | 1 | 1 | (0) | (0) | (0) | (0) | (0) | (0) |
| 565 | FAMILY CLOTHING STORES | 11 | 7 | 570 | 496 | 50 | 1 156 | 21 | 13 |
| 566 | SHOE STORES | 10 | 8 | 685 | 665 | 98 | 1 812 | 30 | 4 |
| 564,569 | OTHER APPAREL, ACCESSORY STORES | 2 | 2 | (0) | (0) | (0) | (0) | (0) | (0) |
| | FURNITURE, HOME FURNISHINGS, EQUIPMENT STORES | | | | | | | | |
| | TOTAL | 30 | 24 | 3 318 | 3 210 | 409 | 7 462 | 95 | 30 |
| 571 | FURNITURE, HOME FURNISHINGS STORES | 14 | 10 | 1 839 | 1 761 | 276 | 4 993 | 65 | 13 |
| 572,573 | HOUSEHOLD APPLIANCE, RADIO, TELEVISION, MUSIC STORES | 16 | 14 | 1 479 | 1 449 | 133 | 2 469 | 30 | 17 |
| | EATING, DRINKING PLACES | | | | | | | | |
| | TOTAL | 93 | 79 | 3 493 | 3 259 | 643 | 14 003 | 332 | 103 |
| 5812 | EATING PLACES | 61 | 55 | 2 189 | 2 163 | 513 | 10 963 | 262 | 70 |
| 5813 | DRINKING PLACES (ALCOHOLIC BEVERAGES) | 32 | 24 | 1 304 | 1 096 | 130 | 3 040 | 70 | 33 |
| | DRUG STORES, PROPRIETARY STORES | | | | | | | | |
| | TOTAL | 14 | 12 | 2 170 | 1 964 | 196 | 3 261 | 67 | 17 |
| 59PT(591) | DRUG STORES | 12 | 12 | (0) | (0) | (0) | (0) | (0) | (0) |
| 591 | PROPRIETARY STORES | 2 | - | (0) | (0) | (0) | (0) | (0) | (0) |
| | OTHER RETAIL STORES | | | | | | | | |
| | TOTAL | 50 | 40 | 2 684 | 2 466 | 275 | 5 179 | 87 | 60 |
| 592 | LIQUOR STORES | 2 | 2 | (0) | (0) | (0) | (0) | (0) | (0) |
| 593 | ANTIQUES STORES, SECONHAND STORES | 10 | 4 | 213 | (0) | (0) | (0) | (0) | (0) |
| 594 | BOOK, STATIONERY STORES | 1 | 1 | (0) | (0) | (0) | (0) | (0) | (0) |
| 595 | SPORTING GOODS STORES, BICYCLE SHOPS | 3 | 3 | 239 | 239 | 22 | 392 | 6 | 4 |
| 596 | FARM, GARDEN SUPPLY STORES, INCLUDING FEEB STORES | 5 | 5 | 1 010 | 966 | 69 | 1 637 | 22 | 8 |
| 597 | JEWELRY STORES | 5 | 5 | 269 | 269 | 33 | 570 | 10 | 7 |
| 598 | FUEL, ICE DEALERS | 5 | 5 | 310 | 310 | 45 | 881 | 12 | 4 |
| 599 | OTHER STORES | 19 | 15 | 589 | 563 | 91 | 1 450 | 29 | 22 |
| | NONSTORE RETAILERS* | | | | | | | | |
| 53 PART* | TOTAL | 38 | 6 | 1 412 | 1 106 | 103 | 2 387 | 40 | 38 |

Standard Notes: - Represents zero. (D) Withheld to avoid disclosure. (NA) Not available. (X) Not applicable.
 *Nonstore retailers, part of SIC major group 53, are shown separately in this table.

TABLE 5. Counties With 500 Establishments or More: 1963-Continued

| SIC code | County and kind of business | Establishments | | Sales | | Payroll, entire year (\$1,000) | Payroll, workweek ended nearest Nov. 15 (dollars) | Paid employees, workweek ended nearest Nov. 15 (number) | Active proprietors of unincorporated businesses (number) |
|-------------------------|--|----------------|-----------------------|-------------------------------------|---------------------------------------|--------------------------------|---|---|--|
| | | Total (number) | With payroll (number) | Total, all establishments (\$1,000) | Establishments with payroll (\$1,000) | | | | |
| <u>VAN BUREN COUNTY</u> | | | | | | | | | |
| | RETAIL TRADE, TOTAL | 553 | 405 | 56 295 | 53 687 | 4 994 | 95 076 | 1 636 | 596 |
| | LUMBER, BUILDING MATERIALS, HARDWARE, FARM EQUIPMENT DEALERS | | | | | | | | |
| 52 | TOTAL | 56 | 42 | 4 716 | 4 394 | 477 | 8 964 | 124 | 62 |
| 521 | LUMBER AND OTHER BUILDING MATERIALS DEALERS | 15 | 15 | 1 802 | 1 802 | 213 | 3 988 | 50 | 10 |
| 522-524 | HEATING, PLUMBING, PAINT, ELECTRICAL STORES | 5 | 5 | 71 | 71 | 11 | 185 | 5 | 7 |
| 5251 | HARDWARE STORES | 16 | 8 | 916 | 654 | 55 | 1 039 | 16 | 22 |
| 5252 | FARM EQUIPMENT DEALERS | 20 | 14 | 1 927 | 1 867 | 198 | 3 752 | 53 | 23 |
| | GENERAL MERCHANDISE GROUP STORES* | | | | | | | | |
| 53 PART* | TOTAL | 14 | 14 | 1 567 | 1 559 | 213 | 3 732 | 89 | 13 |
| 531 | DEPARTMENT STORES | - | - | - | - | - | - | - | - |
| 533 | LIMITED PRICE VARIETY STORES | 9 | 9 | 888 | 880 | 112 | 2 023 | 55 | 10 |
| 539 | MISCELLANEOUS GENERAL MERCHANDISE STORES | 5 | 5 | 679 | 679 | 101 | 1 709 | 34 | 3 |
| | FOOD STORES | | | | | | | | |
| 54 | TOTAL | 94 | 64 | 17 297 | 16 375 | 1 177 | 20 976 | 358 | 97 |
| 541 | GROCERY STORES, INCLUDING DELICATESSENS | 83 | 57 | 16 554 | 15 762 | 1 072 | 19 123 | 324 | 87 |
| 542 | MEAT MARKETS, FISH (SEAFOOD) MARKETS | 4 | 2 | 373 | (0) | (0) | (0) | (0) | (0) |
| 543 | FRUIT STORES, VEGETABLE MARKETS | 3 | 1 | 18 | (0) | (0) | (0) | (0) | (0) |
| 544 | CANDY, NUT, CONFECTIONERY STORES | - | - | 4 | - | - | - | - | - |
| 545-549 | OTHER FOOD STORES | 4 | 4 | 348 | 348 | 84 | 1 414 | 26 | 3 |
| | AUTOMOTIVE DEALERS | | | | | | | | |
| 55 EX-554 | TOTAL | 37 | 27 | 12 466 | 12 374 | 943 | 18 159 | 201 | 33 |
| | GASOLINE SERVICE STATIONS | | | | | | | | |
| 55PT(554) | TOTAL | 82 | 64 | 5 557 | 5 239 | 493 | 10 321 | 165 | 84 |
| | APPAREL, ACCESSORY STORES | | | | | | | | |
| 56 | TOTAL | 29 | 23 | 1 849 | 1 775 | 192 | 3 236 | 69 | 34 |
| 561,567 | MEN'S, BOYS' APPAREL STORES, CUSTOM TAILORS | 4 | 4 | 459 | 459 | 58 | 902 | 18 | 4 |
| 562-3,568 | WOMEN'S CLOTHING, SPECIALTY STORES | 11 | 9 | 465 | 459 | 34 | 527 | 21 | 15 |
| 562 | WOMEN'S READY-TO-WEAR STORES | 5 | 5 | 261 | 261 | 17 | 277 | 8 | 9 |
| 563,568 | WOMEN'S ACCESSORY, SPECIALTY STORES, FURRIERS | 6 | 4 | 204 | 198 | 17 | 250 | 13 | 6 |
| 565 | FAMILY CLOTHING STORES | 7 | 5 | 527 | 475 | 52 | 929 | 17 | 10 |
| 566 | SHOE STORES | 4 | 4 | (0) | (0) | (0) | (0) | (0) | (0) |
| 564,569 | OTHER APPAREL, ACCESSORY STORES | 3 | 1 | (0) | (0) | (0) | (0) | (0) | (0) |
| | FURNITURE, HOME FURNISHINGS, EQUIPMENT STORES | | | | | | | | |
| 57 | TOTAL | 29 | 23 | 1 889 | 1 817 | 180 | 3 622 | 54 | 33 |
| 571 | FURNITURE, HOME FURNISHINGS STORES | 14 | 10 | 1 158 | 1 114 | 128 | 2 459 | 35 | 16 |
| 572,573 | HOUSEHOLD APPLIANCE, RADIO, TELEVISION, MUSIC STORES | 15 | 13 | 731 | 703 | 52 | 1 163 | 19 | 17 |
| | EATING, DRINKING PLACES | | | | | | | | |
| 58 | TOTAL | 113 | 87 | 3 545 | 3 259 | 579 | 11 134 | 303 | 140 |
| 5812 | EATING PLACES | 82 | 60 | 2 110 | 1 890 | 405 | 7 232 | 220 | 99 |
| 5813 | DRINKING PLACES (ALCOHOLIC BEVERAGES) | 31 | 27 | 1 435 | 1 369 | 174 | 3 902 | 83 | 41 |
| | DRUG STORES, PROPRIETARY STORES | | | | | | | | |
| 59PT(591) | TOTAL | 14 | 14 | 2 009 | 2 009 | 254 | 5 042 | 95 | 17 |
| 591 (| DRUG STORES | 11 | 11 | 1 802 | 1 802 | 240 | 4 666 | 81 | 12 |
| (| PROPRIETARY STORES | 3 | 3 | 207 | 207 | 14 | 376 | 14 | 5 |
| | OTHER RETAIL STORES | | | | | | | | |
| 59 EX-591 | TOTAL | 73 | 45 | 5 079 | (0) | (0) | (0) | (0) | (0) |
| 592 | LIQUOR STORES | 5 | 5 | 538 | 538 | 41 | 729 | 13 | 5 |
| 593 | ANTIQUA STORES, SECONDHAND STORES | 12 | 4 | 198 | 124 | 19 | 374 | 7 | 12 |
| 594 | BOOK, STATIONERY STORES | 1 | 1 | (0) | (0) | (0) | (0) | (0) | (0) |
| 595 | SPORTING GOODS STORES, BICYCLE SHOPS | 4 | 2 | 85 | (0) | (0) | (0) | (0) | (0) |
| 596 | FARM, GARDEN SUPPLY STORES, INCLUDING FEEO STORES | 20 | 14 | 2 821 | 2 681 | 234 | 5 025 | 98 | 20 |
| 597 | JEWELRY STORES | 5 | 3 | 142 | 104 | 15 | 278 | 6 | 5 |
| 598 | FUEL, ICE DEALERS | 8 | 4 | 617 | 467 | 62 | 1 237 | 14 | 6 |
| 599 | OTHER STORES | 18 | 12 | (0) | 567 | 77 | 1 509 | 30 | 19 |
| | NONSTORE RETAILERS* | | | | | | | | |
| 53 PART* | TOTAL | 12 | 2 | 321 | (0) | (0) | (0) | (0) | (0) |

Standard Notes: - Represents zero. (D) Withheld to avoid disclosure. (NA) Not available. (X) Not applicable.
 *Nonstore retailers, part of SIC major group 53, are shown separately in this table.

TABLE 5. Counties With 500 Establishments or More: 1963-Continued

| SIC code | County and kind of business | Establishments | | Sales | | Payroll, entire year (\$1,000) | Payroll, workweek ended nearest Nov. 15 (dollars) | Paid employees, workweek ended nearest Nov. 15 (number) | Active proprietors of unincorporated businesses (number) |
|--|--|----------------|-----------------------|-------------------------------------|---------------------------------------|--------------------------------|---|---|--|
| | | Total (number) | With payroll (number) | Total, all establishments (\$1,000) | Establishments with payroll (\$1,000) | | | | |
| WASHTENAW COUNTY (COEXTENSIVE WITH ANN ARBOR SMSA, SEE TABLE 4) | | | | | | | | | |
| WAYNE COUNTY | | | | | | | | | |
| | RETAIL TRADE, TOTAL | 21 236 | 15 604 | 3 751 254 | 3 615 582 | 395 783 | 8 008 342 | 116 755 | 20 610 |
| | LUMBER, BUILDING MATERIALS, HARDWARE, FARM EQUIPMENT DEALERS | | | | | | | | |
| | TOTAL | 819 | 561 | 95 308 | 89 626 | 11 434 | 233 396 | 2 566 | 772 |
| 52 | LUMBER YARDS | 85 | 79 | 31 530 | 31 348 | 3 464 | 74 981 | 739 | 51 |
| 521 | BUILDING MATERIALS DEALERS | 99 | 65 | 14 704 | 13 758 | 1 886 | 36 347 | 353 | 85 |
| 522 | HEATING, PLUMBING EQUIPMENT DEALERS | 61 | 33 | 3 911 | 3 217 | 768 | 14 893 | 150 | 58 |
| 523 | PAINT, GLASS, WALLPAPER STORES | 147 | 107 | 10 206 | 9 580 | 1 562 | 32 937 | 354 | 107 |
| 524 | ELECTRICAL SUPPLY STORES | 23 | 9 | 1 791 | 1 477 | 371 | 8 082 | 57 | 19 |
| 5251 | HARDWARE STORES | 391 | 259 | 31 515 | 28 673 | 3 206 | 63 492 | 881 | 443 |
| 5252 | FARM EQUIPMENT DEALERS | 13 | 9 | 1 651 | 1 573 | 177 | 2 664 | 32 | 9 |
| | GENERAL MERCHANDISE GROUP STORES* | | | | | | | | |
| | TOTAL | 408 | 348 | 585 436 | 584 476 | 69 543 | 1 515 562 | 23 676 | 250 |
| 53 PART* | DEPARTMENT STORES | 60 | 60 | 505 999 | 505 999 | 57 975 | 1 297 338 | 18 981 | - |
| 533 | LIMITED PRICE VARIETY STORES | 209 | 179 | 55 187 | 54 657 | 8 675 | 160 294 | 3 854 | 113 |
| 539 | GENERAL MERCHANDISE STORES | 85 | 69 | 20 869 | 20 573 | 2 403 | 48 750 | 693 | 74 |
| | DRY GOODS STORES | 41 | 35 | 3 080 | 2 988 | 426 | 7 700 | 122 | 44 |
| | SEWING, NEEDLEWORK STORES | 13 | 5 | 301 | 259 | 64 | 1 480 | 26 | 19 |
| | FOOD STORES | | | | | | | | |
| | TOTAL | 4 356 | 2 878 | 857 958 | 812 696 | 63 297 | 1 233 506 | 19 006 | 4 129 |
| 54 | GROCERY STORES, INCLUDING OELICATESSENS | 2 939 | 1 847 | 763 328 | 725 372 | 51 237 | 1 001 933 | 14 846 | 2 955 |
| 541 | MEAT MARKETS | 215 | 177 | 25 389 | 24 149 | 2 235 | 44 632 | 629 | 235 |
| 542 | FISH (SEAFOOD) MARKETS | 49 | 25 | 2 298 | 2 004 | 137 | 2 514 | 57 | 53 |
| 543 | FRUIT STORES, VEGETABLE MARKETS | 95 | 53 | 4 939 | 4 203 | 323 | 6 744 | 132 | 110 |
| 544 | CANDY, NUT, CONFECTIONERY STORES | 307 | 157 | 9 431 | 7 405 | 994 | 18 288 | 490 | 262 |
| 545 | DAIRY PRODUCTS STORES | 187 | 137 | 10 421 | 8 919 | 837 | 18 823 | 364 | 119 |
| 546 | RETAIL BAKERIES | 434 | 404 | 34 310 | 33 898 | 6 585 | 124 525 | 2 195 | 264 |
| 5462 | RETAIL BAKERIES, MANUFACTURING | 200 | 186 | 13 174 | 13 018 | 3 535 | 69 296 | 1 217 | 219 |
| 5463 | RETAIL BAKERIES, NONMANUFACTURING | 234 | 218 | 21 136 | 20 880 | 3 050 | 55 229 | 978 | 45 |
| 549 | EGG AND POULTRY DEALERS | 75 | 49 | 3 506 | 2 954 | 229 | 4 265 | 116 | 82 |
| | OTHER | 55 | 29 | 4 336 | 3 792 | 720 | 13 782 | 177 | 49 |
| | AUTOMOTIVE DEALERS | | | | | | | | |
| | TOTAL | 827 | 601 | 856 267 | 848 223 | 67 854 | 1 294 147 | 10 544 | 617 |
| 551 | PASSENGER CAR DEALERS, FRANCHISED | 217 | 211 | 777 712 | 777 572 | 59 638 | 1 132 267 | 8 837 | 41 |
| | DOMESTIC CAR DEALERS | 192 | 186 | 714 811 | 714 671 | 54 437 | 1 026 316 | 8 019 | 35 |
| | IMPORTED CAR DEALERS | 8 | 8 | 8 358 | 8 358 | 1 141 | 22 029 | 193 | 3 |
| | DOMESTIC AND IMPORTED CAR DEALERS | 17 | 17 | 54 543 | 54 543 | 4 060 | 83 922 | 625 | 3 |
| 552 | PASSENGER CAR DEALERS, NONFRANCHISED | 293 | 155 | 33 170 | 27 494 | 2 082 | 42 076 | 536 | 293 |
| 553 | TIRE, BATTERY, ACCESSORY DEALERS | 222 | 168 | 29 859 | 29 043 | 4 605 | 88 568 | 878 | 208 |
| | HOME AND AUTO SUPPLY STORES | 16 | 16 | 5 189 | 5 189 | 868 | 17 262 | 135 | 1 |
| 559 | MISCELLANEOUS AIRCRAFT, MARINE, AUTOMOTIVE DEALERS | 79 | 51 | 10 337 | 8 925 | 661 | 13 974 | 158 | 74 |
| | AIRCRAFT, BOAT, MOTORCYCLE DEALERS | 55 | 39 | 6 448 | 5 830 | 456 | 10 222 | 122 | 53 |
| | HOUSEHOLD TRAILER DEALERS | 15 | 9 | 3 213 | 2 487 | 143 | 3 286 | 30 | 14 |
| | OTHER AUTOMOTIVE DEALERS | 9 | 3 | 676 | 608 | 62 | 466 | 6 | 7 |
| | GASOLINE SERVICE STATIONS | | | | | | | | |
| 55PT(554) | TOTAL | 2 518 | 2 198 | 256 884 | 246 130 | 22 926 | 490 142 | 7 627 | 2 715 |
| | APPAREL, ACCESSORY STORES | | | | | | | | |
| | TOTAL | 1 266 | 1 102 | 208 597 | 206 539 | 29 079 | 581 686 | 9 050 | 797 |
| 561, 567 | MEN'S, BOYS' APPAREL STORES, CUSTOM TAILORS | 303 | 267 | 57 286 | 56 772 | 8 546 | 176 649 | 2 344 | 232 |
| 561 | MEN'S, BOYS' CLOTHING AND FURNISHINGS STORES | 250 | 230 | 54 255 | 53 889 | 7 964 | 165 264 | 2 210 | 180 |
| 567 | CUSTOM TAILORS | 53 | 37 | 3 031 | 2 883 | 582 | 11 385 | 134 | 52 |
| 562-3, 568 | WOMEN'S CLOTHING, SPECIALTY STORES | 474 | 424 | 103 507 | 102 893 | 14 000 | 280 483 | 4 733 | 251 |
| 562 | WOMEN'S READY-TO-WEAR STORES | 275 | 257 | 83 666 | 83 390 | 11 410 | 226 595 | 3 883 | 135 |
| 563, 568 | WOMEN'S ACCESSORY, SPECIALTY STORES, FURRIERS | 199 | 167 | 19 841 | 19 503 | 2 590 | 53 888 | 850 | 116 |
| 563 | MILLINERY STORES | 52 | 42 | 2 071 | 1 969 | 365 | 7 226 | 138 | 33 |
| | CORSET, LINGERIE STORES | 17 | 9 | 686 | 596 | 78 | 1 575 | 31 | 18 |
| | HOSIERY STORES | 7 | 5 | 542 | (0) | (0) | (0) | (0) | (0) |
| | APPAREL, ACCESSORY, OTHER SPECIALTY STORES | 84 | 82 | 9 130 | 9 108 | 1 013 | 20 710 | 428 | 28 |
| 568 | FURRIERS, FUR SHOPS | 39 | 29 | 7 412 | (0) | (0) | (0) | (0) | (0) |

Standard Notes: - Represents zero. (D) Withheld to avoid disclosure. (NA) Not available. (X) Not applicable.
*Nonstore retailers, part of SIC major group 53, are shown separately in this table.

TABLE 5. Counties With 500 Establishments or More: 1963-Continued

| SIC code | County and kind of business | Establishments | | Sales | | Payroll, entire year (\$1,000) | Payroll, workweek ended nearest Nov. 15 (dollars) | Paid employees, workweek ended nearest Nov. 15 (number) | Active proprietors of unincorporated businesses (number) |
|---|---|----------------|-----------------------|-------------------------------------|---------------------------------------|--------------------------------|---|---|--|
| | | Total (number) | With payroll (number) | Total, all establishments (\$1,000) | Establishments with payroll (\$1,000) | | | | |
| WAYNE COUNTY--CONTINUED | | | | | | | | | |
| APPAREL, ASSESSORY STORES--CONTINUED | | | | | | | | | |
| 565 | FAMILY CLOTHING STORES | 81 | 53 | 8 469 | 8 123 | 1 121 | 23 848 | 401 | 75 |
| 566 | SHOE STORES | 329 | 301 | 34 806 | 34 424 | 4 890 | 90 043 | 1 365 | 162 |
| | MEN'S SHOE STORES | 59 | 59 | 5 101 | 5 087 | 735 | 12 854 | 160 | 7 |
| | WOMEN'S SHOE STORES | 57 | 57 | 9 732 | 9 732 | 1 462 | 28 296 | 416 | 13 |
| | CHILDREN'S, JUVENILES' SHOE STORES | 14 | 14 | 1 020 | 1 020 | 91 | 1 781 | 26 | 16 |
| | FAMILY SHOE STORES | 199 | 171 | 18 953 | 18 585 | 2 602 | 47 112 | 763 | 126 |
| 564 | CHILDREN'S, INFANTS' WEAR STORES | 67 | 51 | (D) | (D) | (D) | (D) | (D) | (D) |
| 569 | MISCELLANEOUS APPAREL, ACCESSORY STORES | 12 | 6 | (D) | (D) | (D) | (D) | (D) | (D) |
| FURNITURE, HOME FURNISHINGS, EQUIPMENT STORES | | | | | | | | | |
| 57 | TOTAL | 1 001 | 745 | 152 783 | 148 017 | 19 661 | 390 763 | 4 102 | 774 |
| 571 | FURNITURE, HOME FURNISHINGS STORES | 549 | 417 | 85 378 | 83 312 | 11 985 | 233 949 | 2 394 | 409 |
| 5712 | FURNITURE STORES | 292 | 232 | 61 553 | 60 491 | 8 324 | 160 195 | 1 663 | 205 |
| 5713 | FLOOR COVERING STORES | 93 | 85 | 14 840 | 14 476 | 2 159 | 44 624 | 347 | 61 |
| 5714 | DRAPERY, CURTAIN, UPHOLSTERY STORES | 122 | 72 | 6 185 | 5 693 | 1 047 | 20 669 | 276 | 112 |
| 5715 | CHINA, GLASSWARE, METALWARE STORES | 9 | 7 | 701 | 677 | 166 | 3 093 | 40 | 6 |
| 5719 | MISCELLANEOUS HOME FURNISHINGS STORES | 33 | 21 | 2 099 | 1 975 | 289 | 5 368 | 68 | 25 |
| 572 | HOUSEHOLD APPLIANCE STORES | 183 | 149 | 43 759 | 42 249 | 4 241 | 83 673 | 848 | 103 |
| 5732 | RADIO, TELEVISION STORES | 116 | 102 | 10 772 | 10 456 | 1 253 | 25 178 | 288 | 107 |
| 5733 | MUSIC STORES | 153 | 77 | 12 874 | 12 000 | 2 182 | 47 963 | 572 | 155 |
| | RECORD SHOPS | 75 | 31 | 1 693 | 1 213 | 118 | 2 405 | 50 | 81 |
| | MUSICAL INSTRUMENT STORES | 78 | 46 | 11 181 | 10 787 | 2 064 | 45 558 | 522 | 74 |
| EATING, DRINKING PLACES | | | | | | | | | |
| 58 | TOTAL | 5 072 | 4 512 | 294 704 | 285 588 | 65 497 | 1 349 200 | 26 690 | 5 685 |
| 5812 | EATING PLACES | 2 862 | 2 488 | 190 508 | 185 682 | 48 053 | 973 809 | 19 916 | 2 952 |
| | RESTAURANTS, LUNCHROOMS | 2 136 | 1 904 | 148 403 | 145 677 | 38 129 | 780 256 | 15 726 | 2 255 |
| | CAFETERIAS | 71 | 69 | 10 910 | 10 898 | 3 446 | 68 932 | 1 242 | 47 |
| | REFRESHMENT PLACES | 504 | 408 | 20 002 | 18 628 | 3 800 | 78 554 | 1 966 | 509 |
| | CATERERS | 151 | 107 | 11 193 | 10 479 | 2 678 | 46 067 | 982 | 141 |
| 5813 | DRINKING PLACES (ALCOHOLIC BEVERAGES) | 2 210 | 2 024 | 104 196 | 99 906 | 17 444 | 375 391 | 6 774 | 2 733 |
| DRUG STORES, PROPRIETARY STORES | | | | | | | | | |
| 59PT(591) | TOTAL | 842 | 786 | 164 943 | 163 013 | 17 302 | 349 772 | 5 630 | 765 |
| 591 | DRUG STORES | 741 | 711 | 149 821 | 149 007 | 16 389 | 329 630 | 5 234 | 679 |
| | PROPRIETARY STORES | 101 | 75 | 15 122 | 14 006 | 913 | 20 142 | 396 | 86 |
| OTHER RETAIL STORES | | | | | | | | | |
| 59 EX.591 | TOTAL | 2 474 | 1 560 | 193 734 | 172 838 | 20 355 | 402 821 | 5 837 | 2 512 |
| 592 | LIQUOR STORES | 504 | 326 | 51 141 | 42 301 | 1 846 | 36 031 | 764 | 623 |
| 593 | ANTIQUARIAN, SECONDHAND STORES | 317 | 179 | 14 884 | 12 756 | 2 124 | 41 265 | 651 | 312 |
| 5932 | ANTIQUARIAN STORES | 44 | 4 | 627 | (D) | (D) | (D) | (D) | (D) |
| 5933 | SECONDHAND STORES | 273 | 175 | 14 257 | (D) | (D) | (D) | (D) | (D) |
| 594 | BOOK, STATIONERY STORES | 103 | 67 | 8 328 | 7 610 | 1 071 | 23 151 | 284 | 95 |
| 5942 | BOOK STORES | 46 | 22 | 2 201 | 1 673 | 217 | 5 509 | 75 | 44 |
| 5943 | STATIONERY STORES | 57 | 45 | 6 127 | 5 937 | 854 | 17 642 | 209 | 51 |
| 595 | SPORTING GOODS STORES, BICYCLE SHOPS | 152 | 98 | 11 300 | 10 122 | 1 203 | 24 833 | 328 | 149 |
| 5952 | SPORTING GOODS STORES | 113 | 71 | 9 463 | 8 567 | 1 007 | 20 966 | 272 | 109 |
| 5953 | BICYCLE SHOPS | 39 | 27 | 1 837 | 1 555 | 196 | 3 867 | 56 | 40 |
| 5962 | HAY, GRAIN, FEED STORES | 30 | 10 | 2 512 | 2 062 | 130 | 2 331 | 35 | 38 |
| 5969 | OTHER FARM SUPPLY STORES | 7 | 5 | 1 310 | 1 268 | 133 | 2 559 | 27 | 7 |
| | GARDEN SUPPLY STORES | 41 | 37 | 8 975 | 8 909 | 854 | 16 104 | 337 | 38 |
| 597 | JEWELRY STORES | 195 | 135 | 25 894 | 24 920 | 3 453 | 65 803 | 853 | 152 |
| 598 | FUEL, ICE DEALERS | 121 | 83 | 20 483 | 19 775 | 2 543 | 51 713 | 538 | 107 |
| 5982 | COAL AND WOOD DEALERS | 60 | 48 | 13 064 | 12 834 | 1 647 | 35 768 | 374 | 51 |
| | ICE DEALERS | 12 | 2 | (D) | (D) | (D) | (D) | (D) | (D) |
| 5983 | FUEL OIL DEALERS | 35 | 25 | 6 087 | 5 813 | 701 | 12 417 | 128 | 33 |
| 5984 | BOTTLED GAS DEALERS | 14 | 8 | (D) | (D) | (D) | (D) | (D) | (D) |
| 5992 | FLORISTS | 248 | 166 | 11 568 | 10 468 | 1 957 | 39 460 | 546 | 271 |
| 5993 | CIGAR STORES, STANDS | 74 | 36 | 4 169 | 3 389 | 349 | 6 855 | 120 | 65 |
| 5994 | NEWS DEALERS, NEWSSTANDS | 33 | 15 | 1 770 | 1 638 | 196 | 3 455 | 95 | 33 |
| 5996 | CAMERA, PHOTOGRAPHIC SUPPLY STORES | 37 | 27 | 4 503 | 4 245 | 489 | 8 963 | 114 | 36 |
| 5997 | GIFT, NOVELTY, SOUVENIR SHOPS | 111 | 69 | 4 700 | 4 270 | 561 | 13 373 | 257 | 113 |
| 5998 | OPTICAL GOODS STORES | 187 | 151 | 8 006 | 7 224 | 1 627 | 31 594 | 368 | 176 |
| 5999 | TYPEWRITER STORES | 12 | 10 | 932 | 914 | 121 | 2 362 | 29 | 9 |
| | LUGGAGE, LEATHER GOODS STORES | 12 | 8 | (D) | (D) | (D) | (D) | (D) | (D) |
| | HOBBY, TOY, GAME SHOPS | 60 | 38 | 2 523 | 2 177 | 239 | 4 659 | 85 | 60 |
| | RELIGIOUS GOODS STORES | 18 | 14 | 1 960 | 1 904 | 252 | 4 801 | 89 | 14 |
| | PET SHOPS | 27 | 13 | 682 | 484 | 86 | 2 288 | 35 | 26 |
| | OTHER | 185 | 73 | (D) | (D) | (D) | (D) | (D) | (D) |
| NONSTORE RETAILERS* | | | | | | | | | |
| 53 PART* | TOTAL | 1 653 | 313 | 84 640 | 58 436 | 8 835 | 167 347 | 2 027 | 1 594 |
| 532 | MAIL-ORDER HOUSES | 25 | 13 | 4 929 | 4 813 | 471 | 10 329 | 151 | 21 |
| 534 | MERCHANDISE VENDING MACHINE OPERATORS | 189 | 91 | 34 952 | 33 500 | 4 531 | 92 522 | 958 | 157 |
| 535 | DIRECT SELLING (HOUSE-TO-HOUSE) ORGANIZATIONS | 1 439 | 209 | 44 759 | 20 573 | 3 833 | 64 496 | 918 | 1 416 |

Standard Notes: - Represents zero. (D) Withheld to avoid disclosure. (NA) Not available. (X) Not applicable.
 *Nonstore retailers, part of SIC major group 53, are shown separately in this table.

TABLE 6. Cities With 500 Establishments or More: 1963

| SIC code | City and kind of business | Establishments | | Sales | | Payroll, entire year (\$1,000) | Payroll, workweek ended nearest Nov. 15 (dollars) | Paid employees, workweek ended nearest Nov. 15 (number) | Active proprietors of unincorporated businesses (number) |
|-----------|--|----------------|-----------------------|-------------------------------------|---------------------------------------|--------------------------------|---|---|--|
| | | Total (number) | With payroll (number) | Total, all establishments (\$1,000) | Establishments with payroll (\$1,000) | | | | |
| | ANN ARBOR | | | | | | | | |
| | RETAIL TRADE, TOTAL | 596 | 498 | 146 367 | 144 065 | 17 220 | 348 347 | 5 178 | 519 |
| | LUMBER, BUILDING MATERIALS, HARDWARE, FARM EQUIPMENT DEALERS | | | | | | | | |
| | TOTAL | 18 | 16 | 8 283 | 8 275 | 1 085 | 18 204 | 156 | 11 |
| 52 | LUMBER AND OTHER BUILDING MATERIALS DEALERS | 5 | 3 | (0) | (0) | (0) | (0) | (0) | (0) |
| 522-524 | HEATING, PLUMBING, PAINT, ELECTRICAL STORES | 7 | 7 | 859 | 859 | 179 | 4 023 | 30 | 3 |
| 5251 | HARDWARE STORES | 5 | 5 | 726 | 726 | 103 | 1 706 | 23 | 6 |
| 5252 | FARM EQUIPMENT DEALERS | 1 | 1 | (0) | (0) | (0) | (0) | (0) | (0) |
| | GENERAL MERCHANDISE GROUP STORES* | | | | | | | | |
| | TOTAL | 15 | 15 | 18 455 | 18 455 | 2 332 | 44 895 | 791 | 5 |
| 53 PART* | DEPARTMENT STORES | 4 | 4 | (0) | (0) | (0) | (0) | (0) | (0) |
| 531 | LIMITED PRICE VARIETY STORES | 6 | 6 | (0) | (0) | (0) | (0) | (0) | (0) |
| 533 | MISCELLANEOUS GENERAL MERCHANDISE STORES | 5 | 5 | 1 182 | 1 182 | 181 | 3 145 | 83 | 4 |
| | FOOD STORES | | | | | | | | |
| | TOTAL | 56 | 42 | 30 358 | 29 666 | 2 213 | 43 620 | 625 | 46 |
| 54 | GROCERY STORES, INCLUDING DELICATESSENS | 43 | 29 | 28 659 | 27 967 | 1 899 | 37 595 | 536 | 38 |
| 542 | MEAT MARKETS, FISH (SEAFOOD) MARKETS | 2 | 2 | (0) | (0) | (0) | (0) | (0) | (0) |
| 543 | FRUIT STORES, VEGETABLE MARKETS | 1 | 1 | (0) | (0) | (0) | (0) | (0) | (0) |
| 544 | CANDY, NUT, CONFECTIONERY STORES | 1 | 1 | (0) | (0) | (0) | (0) | (0) | (0) |
| 545-549 | OTHER FOOD STORES | 10 | 10 | 779 | 779 | 214 | 3 877 | 58 | 4 |
| | AUTOMOTIVE DEALERS | | | | | | | | |
| | TOTAL | 36 | 28 | 24 736 | 24 590 | 2 199 | 48 882 | 432 | 24 |
| 55 EX.554 | GASOLINE SERVICE STATIONS | | | | | | | | |
| | TOTAL | 64 | 60 | 8 141 | 7 995 | 807 | 16 997 | 276 | 75 |
| 55PT(554) | APPAREL, ACCESSORY STORES | | | | | | | | |
| | TOTAL | 88 | 80 | 17 126 | 17 000 | 2 477 | 51 157 | 850 | 56 |
| 56 | MEN'S, BOYS' APPAREL STORES, CUSTOM TAILORS | 27 | 21 | 4 521 | 4 415 | 694 | 13 846 | 167 | 20 |
| 561,567 | WOMEN'S CLOTHING, SPECIALTY STORES | 34 | 32 | 8 063 | 8 043 | 1 102 | 23 241 | 434 | 24 |
| 562-3,568 | WOMEN'S READY-TO-WEAR STORES | 16 | 16 | (0) | (0) | (0) | (0) | (0) | (0) |
| 562 | WOMEN'S ACCESSORY, SPECIALTY STORES, FURRIERS | 18 | 16 | (0) | (0) | (0) | (0) | (0) | (0) |
| 563,568 | FAMILY CLOTHING STORES | 2 | 2 | (0) | (0) | (0) | (0) | (0) | (0) |
| 565 | SHOE STORES | 20 | 20 | 2 235 | 2 235 | 292 | 5 298 | 81 | 11 |
| 566 | OTHER APPAREL, ACCESSORY STORES | 5 | 5 | (0) | (0) | (0) | (0) | (0) | (0) |
| 564,569 | FURNITURE, HOME FURNISHINGS, EQUIPMENT STORES | | | | | | | | |
| | TOTAL | 60 | 44 | 9 020 | 8 764 | 1 251 | 26 989 | 263 | 45 |
| 57 | FURNITURE, HOME FURNISHINGS STORES | 31 | 19 | 4 016 | 3 782 | 659 | 13 910 | 130 | 31 |
| 571 | HOUSEHOLD APPLIANCE, RADIO, TELEVISION, MUSIC STORES | 29 | 25 | 5 004 | 4 982 | 592 | 13 079 | 133 | 14 |
| 572,573 | EATING, DRINKING PLACES | | | | | | | | |
| | TOTAL | 100 | 94 | 9 393 | 9 357 | 2 340 | 47 793 | 1 051 | 106 |
| 58 | EATING PLACES | 89 | 83 | 8 729 | 8 693 | 2 243 | 45 806 | 1 014 | 93 |
| 5812 | DRINKING PLACES (ALCOHOLIC BEVERAGES) | 11 | 11 | 664 | 664 | 97 | 1 987 | 37 | 13 |
| 5813 | DRUG STORES, PROPRIETARY STORES | | | | | | | | |
| | TOTAL | 28 | 28 | 7 077 | 7 077 | 873 | 18 795 | 261 | 17 |
| 59PT(591) | DRUG STORES | 26 | 26 | (0) | (0) | (0) | (0) | (0) | (0) |
| 591 | PROPRIETARY STORES | 2 | 2 | (0) | (0) | (0) | (0) | (0) | (0) |
| | OTHER RETAIL STORES | | | | | | | | |
| | TOTAL | 104 | 88 | 13 017 | (0) | (0) | (0) | (0) | (0) |
| 59 EX.591 | LIQUOR STORES | 8 | 6 | 2 232 | 1 874 | 103 | 2 030 | 34 | 10 |
| 592 | ANTIQUARIAN STORES, SECONHAND STORES | 3 | 3 | (0) | (0) | (0) | (0) | (0) | (0) |
| 593 | BOOK, STATIONERY STORES | 9 | 9 | (0) | (0) | (0) | (0) | (0) | (0) |
| 594 | SPORTING GOODS STORES, BICYCLE SHOPS | 16 | 12 | 1 215 | 1 203 | 225 | 4 190 | 51 | 17 |
| 595 | FARM, GARDEN SUPPLY STORES, INCLUDING FEEO STORES | 4 | 2 | 551 | (0) | (0) | (0) | (0) | (0) |
| 596 | JEWELRY STORES | 13 | 11 | 1 340 | 1 238 | 169 | 3 102 | 41 | 16 |
| 597 | FUEL, ICE DEALERS | 9 | 9 | 867 | 867 | 83 | 1 725 | 24 | 11 |
| 598 | OTHER STORES | 42 | 36 | 2 693 | 2 607 | 352 | 7 927 | 131 | 42 |
| 599 | NONSTORE RETAILERS* | | | | | | | | |
| | TOTAL | 27 | 3 | 761 | (0) | (0) | (0) | (0) | (0) |

Standard Notes: - Represents zero. (D) Withheld to avoid disclosure. (NA) Not available. (X) Not applicable.
 *Nonstore retailers, part of SIC major group 53, are shown separately in this table.

TABLE 6. Cities With 500 Establishments or More: 1963-Continued

| SIC code | City and kind of business | Establishments | | Sales | | Payroll, entire year (\$1,000) | Payroll, workweek ended nearest Nov. 15 (dollars) | Paid employees, workweek ended nearest Nov. 15 (number) | Active proprietors of unincorporated businesses (number) |
|-----------|--|----------------|-----------------------|-------------------------------------|---------------------------------------|--------------------------------|---|---|--|
| | | Total (number) | With payroll (number) | Total, all establishments (\$1,000) | Establishments with payroll (\$1,000) | | | | |
| | BATTLE CREEK | | | | | | | | |
| | RETAIL TRADE, TOTAL | 665 | 537 | 119 419 | 116 775 | 13 621 | 261 449 | 4 141 | 572 |
| | LUMBER, BUILDING MATERIALS, HARDWARE, FARM EQUIPMENT DEALERS | | | | | | | | |
| | TOTAL | 31 | 23 | 4 991 | 4 659 | 617 | 12 293 | 142 | 26 |
| 52 | LUMBER AND OTHER BUILDING MATERIALS DEALERS | 9 | 7 | 2 524 | 2 374 | 271 | 5 146 | 58 | 6 |
| 522-524 | HEATING, PLUMBING, PAINT, ELECTRICAL STORES | 12 | 8 | 898 | (0) | (0) | (0) | (0) | (0) |
| 5251 | HARDWARE STORES | 7 | 7 | 1 450 | 1 444 | 187 | 3 561 | 51 | 4 |
| 5252 | FARM EQUIPMENT DEALERS | 3 | 1 | 119 | (0) | (0) | (0) | (0) | (0) |
| | GENERAL MERCHANDISE GROUP STORES* | | | | | | | | |
| | TOTAL | 20 | 20 | 18 128 | 18 128 | 2 537 | 49 437 | 827 | 6 |
| 53 PART* | DEPARTMENT STORES | 4 | 4 | 13 424 | 13 424 | 1 848 | 36 284 | 561 | - |
| 533 | LIMITED PRICE VARIETY STORES | 8 | 8 | 2 091 | 2 091 | 341 | 6 451 | 147 | 2 |
| 539 | MISCELLANEOUS GENERAL MERCHANDISE STORES | 8 | 8 | 2 613 | 2 613 | 348 | 6 702 | 119 | 4 |
| | FOOD STORES | | | | | | | | |
| | TOTAL | 101 | 81 | 28 698 | 28 156 | 2 106 | 38 375 | 633 | 82 |
| 54 | GROCERY STORES, INCLUDING DELICATESSENS | 73 | 55 | 26 927 | 26 393 | 1 877 | 34 050 | 520 | 67 |
| 542 | MEAT MARKETS, FISH (SEAFOOD) MARKETS | 3 | 3 | (0) | (0) | (0) | (0) | (0) | (0) |
| 543 | FRUIT STORES, VEGETABLE MARKETS | 5 | 3 | (0) | (0) | (0) | (0) | (0) | (0) |
| 544 | CANDY, NUT, CONFECTIONERY STORES | 8 | 8 | (0) | (0) | (0) | (0) | (0) | (0) |
| 545-549 | OTHER FOOD STORES | 12 | 12 | 741 | 741 | 116 | 2 058 | 61 | 3 |
| | AUTOMOTIVE DEALERS | | | | | | | | |
| | TOTAL | 38 | 30 | 26 617 | 26 125 | 2 759 | 45 054 | 455 | 24 |
| | GASOLINE SERVICE STATIONS | | | | | | | | |
| | TOTAL | 104 | 94 | 9 735 | 9 549 | 913 | 19 895 | 331 | 102 |
| | APPAREL, ACCESSORY STORES | | | | | | | | |
| | TOTAL | 42 | 40 | 5 986 | 5 956 | 828 | 16 443 | 277 | 23 |
| 56 | MEN'S, BOYS' APPAREL STORES, CUSTOM TAILORS | 7 | 7 | 1 306 | 1 306 | 181 | 2 821 | 40 | 4 |
| 561,567 | WOMEN'S CLOTHING, SPECIALTY STORES | 18 | 16 | 2 796 | 2 766 | 396 | 8 152 | 153 | 9 |
| 562-3,568 | WOMEN'S READY-TO-WEAR STORES | 14 | 12 | (0) | (0) | (0) | (0) | (0) | (0) |
| 562 | WOMEN'S ACCESSORY, SPECIALTY STORES, FURRIERS | 4 | 4 | (0) | (0) | (0) | (0) | (0) | (0) |
| 563,568 | FAMILY CLOTHING STORES | 2 | 2 | (0) | (0) | (0) | (0) | (0) | (0) |
| 565 | SHOE STORES | 14 | 14 | 1 106 | 1 106 | 148 | 3 200 | 45 | 9 |
| 566 | OTHER APPAREL, ACCESSORY STORES | 1 | 1 | (0) | (0) | (0) | (0) | (0) | (0) |
| 564,569 | | | | | | | | | |
| | FURNITURE, HOME FURNISHINGS, EQUIPMENT STORES | | | | | | | | |
| | TOTAL | 47 | 29 | 4 754 | 4 466 | 683 | 13 970 | 155 | 37 |
| 57 | FURNITURE, HOME FURNISHINGS STORES | 20 | 10 | 1 631 | 1 475 | 251 | 5 372 | 61 | 19 |
| 571 | HOUSEHOLD APPLIANCE, RADIO, TELEVISION, MUSIC STORES | 27 | 19 | 3 123 | 2 991 | 432 | 8 598 | 94 | 18 |
| 572,573 | | | | | | | | | |
| | EATING, DRINKING PLACES | | | | | | | | |
| | TOTAL | 135 | 121 | 6 696 | 6 562 | 1 434 | 28 784 | 690 | 145 |
| 58 | EATING PLACES | 98 | 86 | 4 689 | 4 581 | 1 141 | 22 309 | 570 | 107 |
| 5812 | DRINKING PLACES (ALCOHOLIC BEVERAGES) | 37 | 35 | 2 007 | 1 981 | 293 | 6 475 | 120 | 38 |
| 5813 | | | | | | | | | |
| | DRUG STORES, PROPRIETARY STORES | | | | | | | | |
| | TOTAL | 26 | 24 | 5 058 | 4 852 | 509 | 10 313 | 149 | 17 |
| 59PT(591) | DRUG STORES | 21 | 19 | (0) | (0) | (0) | (0) | (0) | (0) |
| 591 | PROPRIETARY STORES | 5 | 5 | (0) | (0) | (0) | (0) | (0) | (0) |
| | OTHER RETAIL STORES | | | | | | | | |
| | TOTAL | 92 | 64 | 6 487 | 6 233 | 973 | 21 121 | 392 | 86 |
| 59 EX.591 | LIQUOR STORES | 5 | 5 | 297 | 297 | 14 | 278 | 9 | 6 |
| 592 | ANTIQUA STORES, SECONDHAND STORES | 6 | 2 | 90 | (0) | (0) | (0) | (0) | (0) |
| 593 | BOOK, STATIONERY STORES | 4 | 4 | (0) | (0) | (0) | (0) | (0) | (0) |
| 594 | SPORTING GOODS STORES, BICYCLE SHOPS | 13 | 7 | 853 | 687 | 81 | 1 671 | 31 | 13 |
| 595 | FARM, GARDEN SUPPLY STORES, INCLUDING FEED STORES | 3 | 3 | (0) | (0) | (0) | (0) | (0) | (0) |
| 596 | JEWELRY STORES | 12 | 8 | 1 044 | 1 022 | 196 | 3 155 | 156 | 9 |
| 597 | FUEL, ICE DEALERS | 7 | 5 | 1 506 | 1 500 | 275 | 7 396 | 65 | 6 |
| 598 | OTHER STORES | 42 | 30 | 1 975 | 1 935 | 313 | 6 874 | 103 | 43 |
| 599 | | | | | | | | | |
| | NONSTORE RETAILERS* | | | | | | | | |
| | TOTAL | 29 | 11 | 2 269 | 2 089 | 262 | 5 764 | 90 | 24 |
| 53 PART* | | | | | | | | | |

Standard Notes: - Represents zero. (D) Withheld to avoid disclosure. (NA) Not available. (X) Not applicable.
 *Nonstore retailers, part of SIC major group 53, are shown separately in this table.

TABLE 6. Cities With 500 Establishments or More: 1963—Continued

| SIC code | City and kind of business | Establishments | | Sales | | Payroll, entire year (\$1,000) | Payroll, workweek ended nearest Nov. 15 (dollars) | Paid employees, workweek ended nearest Nov. 15 (number) | Active proprietors of unincorporated businesses (number) |
|-----------|--|----------------|-----------------------|-------------------------------------|---------------------------------------|--------------------------------|---|---|--|
| | | Total (number) | With payroll (number) | Total, all establishments (\$1,000) | Establishments with payroll (\$1,000) | | | | |
| | BAY CITY | | | | | | | | |
| | RETAIL TRADE, TOTAL | 661 | 511 | 94 604 | 90 406 | 10 447 | 209 668 | 3 394 | 647 |
| | LUMBER, BUILDING MATERIALS, HARDWARE, FARM EQUIPMENT DEALERS | | | | | | | | |
| | TOTAL | 31 | 25 | 3 067 | 3 005 | 439 | 7 279 | 90 | 30 |
| 52 | LUMBER AND OTHER BUILDING MATERIALS DEALERS | 8 | 8 | 1 678 | 1 678 | 254 | 3 975 | 47 | 6 |
| 521 | HEATING, PLUMBING, PAINT, ELECTRICAL STORES | 12 | 8 | 726 | 688 | 88 | 1 563 | 19 | 10 |
| 522-524 | HARDWARE STORES | 10 | 8 | (0) | (0) | (0) | (0) | (0) | (0) |
| 5251 | FARM EQUIPMENT DEALERS | 1 | 1 | (0) | (0) | (0) | (0) | (0) | (0) |
| 5252 | | | | | | | | | |
| | GENERAL MERCHANDISE GROUP STORES* | | | | | | | | |
| | TOTAL | 20 | 16 | 14 440 | 14 364 | 2 057 | 42 494 | 795 | 19 |
| 53 PART* | DEPARTMENT STORES | 4 | 4 | (0) | (0) | (0) | (0) | (0) | (0) |
| 531 | LIMITED PRICE VARIETY STORES | 7 | 7 | (0) | (0) | (0) | (0) | (0) | (0) |
| 533 | MISCELLANEOUS GENERAL MERCHANDISE STORES | 9 | 5 | 1 696 | 1 620 | 197 | 4 829 | 75 | 10 |
| 539 | | | | | | | | | |
| | FOOD STORES | | | | | | | | |
| | TOTAL | 125 | 79 | 22 771 | 21 197 | 1 599 | 34 506 | 567 | 125 |
| 54 | GROCERY STORES, INCLUDING DELICATESSENS | 91 | 51 | 19 649 | 18 325 | 1 208 | 26 502 | 431 | 94 |
| 541 | MEAT MARKETS, FISH (SEAFOOD) MARKETS | 8 | 6 | 1 289 | 1 219 | 110 | 2 073 | 31 | 7 |
| 542 | FRUIT STORES, VEGETABLE MARKETS | 2 | 2 | (0) | (0) | (0) | (0) | (0) | (0) |
| 543 | CANDY, NUT, CONFECTIONERY STORES | 3 | 3 | 28 | 28 | 4 | 85 | 5 | 1 |
| 544 | OTHER FOOD STORES | 21 | 17 | (0) | (0) | (0) | (0) | (0) | (0) |
| 545-549 | | | | | | | | | |
| | AUTOMOTIVE DEALERS | | | | | | | | |
| | TOTAL | 42 | 32 | 18 453 | 18 027 | 1 753 | 35 115 | 321 | 34 |
| 55 EX.554 | GASOLINE SERVICE STATIONS | | | | | | | | |
| | TOTAL | 82 | 70 | 6 674 | 6 220 | 598 | 11 563 | 207 | 76 |
| 55PT(554) | | | | | | | | | |
| | APPAREL, ACCESSORY STORES | | | | | | | | |
| | TOTAL | 52 | 50 | 7 575 | 7 515 | 1 096 | 22 148 | 404 | 35 |
| 56 | MEN'S, BOYS' APPAREL STORES, CUSTOM TAILORS | 8 | 8 | 1 861 | 1 861 | 330 | 6 810 | 87 | 7 |
| 561,567 | WOMEN'S CLOTHING, SPECIALTY STORES | 26 | 26 | (0) | (0) | (0) | (0) | (0) | (0) |
| 562-3,568 | WOMEN'S READY-TO-WEAR STORES | 15 | 15 | (0) | (0) | (0) | (0) | (0) | (0) |
| 562 | WOMEN'S ACCESSORY, SPECIALTY STORES, FURRIERS | 11 | 11 | 734 | 734 | 95 | 1 825 | 43 | 2 |
| 563,568 | FAMILY CLOTHING STORES | 3 | 1 | 71 | (0) | (0) | (0) | (0) | (0) |
| 565 | SHOE STORES | 14 | 14 | (0) | (0) | (0) | (0) | (0) | (0) |
| 566 | OTHER APPAREL, ACCESSORY STORES | 1 | 1 | (0) | (0) | (0) | (0) | (0) | (0) |
| 564,569 | | | | | | | | | |
| | FURNITURE, HOME FURNISHINGS, EQUIPMENT STORES | | | | | | | | |
| | TOTAL | 47 | 33 | 5 251 | 4 941 | 702 | 13 638 | 156 | 52 |
| 57 | FURNITURE, HOME FURNISHINGS STORES | 27 | 21 | 3 098 | 3 024 | 487 | 9 820 | 107 | 33 |
| 571 | HOUSEHOLD APPLIANCE, RADIO, TELEVISION, MUSIC STORES | 20 | 12 | 2 153 | 1 917 | 215 | 3 818 | 49 | 19 |
| 572,573 | | | | | | | | | |
| | EATING, DRINKING PLACES | | | | | | | | |
| | TOTAL | 135 | 125 | 5 816 | 5 672 | 1 073 | 21 409 | 497 | 151 |
| 58 | EATING PLACES | 72 | 66 | 2 818 | 2 800 | 638 | 12 860 | 313 | 79 |
| 5812 | DRINKING PLACES (ALCOHOLIC BEVERAGES) | 63 | 59 | 2 998 | 2 872 | 435 | 8 549 | 184 | 72 |
| 5813 | | | | | | | | | |
| | DRUG STORES, PROPRIETARY STORES | | | | | | | | |
| | TOTAL | 29 | 25 | 4 227 | 4 085 | 452 | 8 691 | 148 | 27 |
| 59PT(591) | DRUG STORES | 27 | 25 | 4 199 | 4 085 | 452 | 8 691 | 148 | 25 |
| 591 | PROPRIETARY STORES | 2 | - | 28 | - | - | - | - | 2 |
| | OTHER RETAIL STORES | | | | | | | | |
| | TOTAL | 82 | 52 | 5 015 | (0) | (0) | (0) | (0) | (0) |
| 59 EX.591 | LICQUOR STORES | 7 | 3 | (0) | (0) | (0) | (0) | (0) | (0) |
| 592 | ANTIQUA STORES, SECONOHANO STORES | 12 | 6 | 205 | (0) | (0) | (0) | (0) | (0) |
| 593 | BOOK, STATIONERY STORES | 2 | 2 | (0) | (0) | (0) | (0) | (0) | (0) |
| 594 | SPORTING GOODS STORES, BICYCLE SHOPS | 5 | 3 | 881 | 815 | 116 | 2 038 | 25 | 3 |
| 595 | FARM, GARDEN SUPPLY STORES, INCLUDING FEEO STORES | 5 | 3 | 458 | 412 | 31 | 589 | 9 | 5 |
| 596 | JEWELRY STORES | 8 | 6 | 843 | 803 | 116 | 2 135 | 42 | 11 |
| 597 | FUEL, ICE DEALERS | 9 | 5 | 456 | 412 | 41 | 844 | 13 | 11 |
| 598 | OTHER STORES | 34 | 24 | 1 789 | 1 613 | 231 | 4 441 | 73 | 34 |
| 599 | | | | | | | | | |
| | NONSTORE RETAILERS* | | | | | | | | |
| | TOTAL | 16 | 4 | 1 315 | (0) | (0) | (0) | (0) | (0) |
| 53 PART* | | | | | | | | | |

Standard Notes: - Represents zero. (D) Withheld to avoid disclosure. (NA) Not available. (X) Not applicable.
 *Nonstore retailers, part of SIC major group 53, are shown separately in this table.

TABLE 6. Cities With 500 Establishments or More: 1963-Continued

| SIC code | City and kind of business | Establishments | | Sales | | Payroll, entire year (\$1,000) | Payroll, workweek ended nearest Nov. 15 (dollars) | Paid employees, workweek ended nearest Nov. 15 (number) | Active proprietors of unincorporated businesses (number) |
|-----------|--|----------------|-----------------------|-------------------------------------|---------------------------------------|--------------------------------|---|---|--|
| | | Total (number) | With payroll (number) | Total, all establishments (\$1,000) | Establishments with payroll (\$1,000) | | | | |
| | <u>DEARBORN</u> | | | | | | | | |
| | RETAIL TRADE, TOTAL | 968 | 748 | 225 825 | 221 067 | 23 861 | 473 022 | 6 897 | 870 |
| | LUMBER, BUILDING MATERIALS, HARDWARE, FARM EQUIPMENT DEALERS | | | | | | | | |
| 52 | TOTAL | 40 | 20 | 7 497 | 7 115 | 835 | 17 276 | 189 | 36 |
| 521 | LUMBER AND OTHER BUILDING MATERIALS DEALERS | 12 | 8 | 3 453 | 3 345 | 416 | 9 502 | 94 | 8 |
| 522-524 | HEATING, PLUMBING, PAINT, ELECTRICAL STORES | 16 | 4 | 634 | 426 | 57 | 1 144 | 13 | 15 |
| 5251 | HARDWARE STORES | 12 | 8 | 3 410 | 3 344 | 362 | 6 630 | 82 | 13 |
| 5252 | FARM EQUIPMENT DEALERS | - | - | - | - | - | - | - | - |
| | GENERAL MERCHANDISE GROUP STORES* | | | | | | | | |
| 53 PART* | TOTAL | 14 | 14 | 35 742 | 35 742 | 3 475 | 73 288 | 1 277 | 4 |
| 531 | DEPARTMENT STORES | 6 | 6 | 32 574 | 32 574 | 2 995 | 63 309 | 1 036 | - |
| 533 | LIMITED PRICE VARIETY STORES | 6 | 6 | (0) | (0) | (0) | (0) | (0) | (0) |
| 539 | MISCELLANEOUS GENERAL MERCHANDISE STORES | 2 | 2 | (0) | (0) | (0) | (0) | (0) | (0) |
| | FOOD STORES | | | | | | | | |
| 54 | TOTAL | 158 | 114 | 44 767 | 43 505 | 3 409 | 67 811 | 1 046 | 135 |
| 541 | GROCERY STORES, INCLUDING DELICATESSENS | 99 | 67 | 39 902 | 38 784 | 2 714 | 55 000 | 819 | 96 |
| 542 | MEAT MARKETS, FISH (SEAFOOD) MARKETS | 5 | 5 | 869 | 869 | 112 | 1 982 | 27 | 4 |
| 543 | FRUIT STORES, VEGETABLE MARKETS | 1 | 1 | (0) | (0) | (0) | (0) | (0) | (0) |
| 544 | CANDY, NUT, CONFECTIONERY STORES | 10 | 4 | 191 | 149 | 9 | 293 | 8 | 9 |
| 545-549 | OTHER FOOD STORES | 43 | 37 | (0) | (0) | (0) | (0) | (0) | (0) |
| | AUTOMOTIVE DEALERS | | | | | | | | |
| 55 EX-554 | TOTAL | 32 | 28 | 52 722 | 52 668 | 4 777 | 78 620 | 688 | 14 |
| | GASOLINE SERVICE STATIONS | | | | | | | | |
| 55PT(554) | TOTAL | 119 | 109 | 16 104 | 15 896 | 1 410 | 30 404 | 487 | 121 |
| | APPAREL, ACCESSORY STORES | | | | | | | | |
| 56 | TOTAL | 80 | 76 | 14 748 | 14 698 | 2 012 | 40 912 | 620 | 42 |
| 561-567 | MEN'S, BOYS' APPAREL STORES, CUSTOM TAILORS | 19 | 19 | 5 046 | 5 046 | 796 | 16 795 | 212 | 10 |
| 562-3,568 | WOMEN'S CLOTHING, SPECIALTY STORES | 29 | 29 | 6 022 | 6 022 | 734 | 13 886 | 253 | 17 |
| 562 | WOMEN'S READY-TO-WEAR STORES | 21 | 21 | 5 197 | 5 197 | 629 | 11 629 | 213 | 16 |
| 563-568 | WOMEN'S ACCESSORY, SPECIALTY STORES, FURRIERS | 8 | 8 | 825 | 825 | 105 | 2 257 | 40 | 1 |
| 565 | FAMILY CLOTHING STORES | 4 | 4 | 765 | 741 | 84 | 1 740 | 30 | 4 |
| 566 | SHOE STORES | 20 | 18 | 2 491 | 2 477 | 337 | 7 205 | 102 | 6 |
| 564-569 | OTHER APPAREL, ACCESSORY STORES | 8 | 6 | 424 | 412 | 61 | 1 286 | 23 | 5 |
| | FURNITURE, HOME FURNISHINGS, EQUIPMENT STORES | | | | | | | | |
| 57 | TOTAL | 76 | 60 | 15 483 | 15 337 | 1 865 | 36 488 | 370 | 52 |
| 571 | FURNITURE, HOME FURNISHINGS STORES | 43 | 29 | 7 637 | 7 499 | 1 114 | 20 973 | 210 | 30 |
| 572-573 | HOUSEHOLD APPLIANCE, RADIO, TELEVISION, MUSIC STORES | 33 | 31 | 7 846 | 7 838 | 751 | 15 515 | 160 | 22 |
| | EATING, DRINKING PLACES | | | | | | | | |
| 58 | TOTAL | 209 | 187 | 14 905 | 14 271 | 3 410 | 71 629 | 1 403 | 244 |
| 5812 | EATING PLACES | 132 | 118 | 10 798 | 10 330 | 2 680 | 57 313 | 1 144 | 147 |
| 5813 | DRINKING PLACES (ALCOHOLIC BEVERAGES) | 77 | 69 | 4 107 | 3 941 | 730 | 14 316 | 259 | 97 |
| | DRUG STORES, PROPRIETARY STORES | | | | | | | | |
| 59PT(591) | TOTAL | 32 | 32 | 8 862 | 8 862 | 894 | 18 490 | 272 | 30 |
| 591 | DRUG STORES | 32 | 32 | 8 862 | 8 862 | 894 | 18 490 | 272 | 30 |
| | PROPRIETARY STORES | - | - | - | - | - | - | - | - |
| | OTHER RETAIL STORES | | | | | | | | |
| 59 EX-591 | TOTAL | 131 | 89 | 12 088 | 11 106 | 1 435 | 31 946 | 423 | 121 |
| 592 | LIQUOR STORES | 27 | 17 | 2 454 | 1 974 | 96 | 1 917 | 41 | 33 |
| 593 | ANTIQUA STORES, SECONHAND STORES | 4 | 2 | 312 | (0) | (0) | (0) | (0) | (0) |
| 594 | BOOK, STATIONERY STORES | 8 | 6 | 411 | 367 | 52 | 1 048 | 16 | 9 |
| 595 | SPORTING GOODS STORES, BICYCLE SHOPS | 14 | 8 | 913 | 753 | 70 | 2 003 | 22 | 13 |
| 596 | FARM, GARDEN SUPPLY STORES, INCLUDING FEEO STORES | 1 | 1 | (0) | (0) | (0) | (0) | (0) | (0) |
| 597 | JEWELRY STORES | 11 | 9 | 3 290 | 3 280 | 498 | 10 776 | 132 | 5 |
| 598 | FUEL, ICE DEALERS | 2 | 2 | (0) | (0) | (0) | (0) | (0) | (0) |
| 599 | OTHER STORES | 64 | 44 | 3 801 | 3 529 | 584 | 13 258 | 166 | 58 |
| | NONSTORE RETAILERS* | | | | | | | | |
| 53 PART* | TOTAL | 77 | 19 | 2 907 | 1 867 | 339 | 6 158 | 122 | 71 |

Standard Notes: - Represents zero. (D) Withheld to avoid disclosure. (NA) Not available. (X) Not applicable.
 *Nonstore retailers, part of SIC major group 53, are shown separately in this table.

TABLE 6. Cities With 500 Establishments or More: 1963-Continued

| SIC code | City and kind of business | Establishments | | Sales | | Payroll, entire year (\$1,000) | Payroll, workweek ended nearest Nov. 15 (dollars) | Paid employees, workweek ended nearest Nov. 15 (number) | Active proprietors of unincorporated businesses (number) |
|----------------|--|----------------|-----------------------|-------------------------------------|---------------------------------------|--------------------------------|---|---|--|
| | | Total (number) | With payroll (number) | Total, all establishments (\$1,000) | Establishments with payroll (\$1,000) | | | | |
| DETROIT | | | | | | | | | |
| | RETAIL TRADE, TOTAL | 14 206 | 10 292 | 2 303 323 | 2 209 557 | 249 933 | 4 999 914 | 72 149 | 14 098 |
| | LUMBER, BUILDING MATERIALS, HARDWARE, FARM EQUIPMENT DEALERS | | | | | | | | |
| 52 | TOTAL | 496 | 320 | 51 122 | 47 096 | 6 206 | 128 519 | 1 405 | 489 |
| 521 | (LUMBER YARDS | 41 | 35 | 17 942 | 17 760 | 1 872 | 40 143 | 382 | 29 |
| | (BUILDING MATERIALS DEALERS | 52 | 34 | 5 338 | 4 796 | 609 | 13 280 | 143 | 47 |
| 522 | (HEATING, PLUMBING EQUIPMENT DEALERS | 39 | 25 | 3 090 | 2 704 | 655 | 12 792 | 131 | 36 |
| 523 | (PAINT, GLASS, WALLPAPER STORES | 94 | 68 | 7 279 | 6 801 | 1 102 | 22 021 | 247 | 76 |
| 524 | (ELECTRICAL SUPPLY STORES | 15 | 7 | 1 560 | (0) | (0) | (0) | (0) | (0) |
| 5251 | (HARDWARE STORES | 248 | 148 | 15 335 | 13 151 | 1 554 | 31 713 | 440 | 284 |
| 5252 | (FARM EQUIPMENT DEALERS | 7 | 3 | 578 | (0) | (0) | (0) | (0) | (0) |
| | GENERAL MERCHANDISE GROUP STORES* | | | | | | | | |
| 53 PART* | TOTAL | 247 | 203 | 310 089 | 309 477 | 40 487 | 840 744 | 13 041 | 180 |
| 531 | (DEPARTMENT STORES | 28 | 28 | 269 867 | 269 867 | 34 468 | 726 289 | 10 579 | - |
| 533 | (LIMITED PRICE VARIETY STORES | 132 | 108 | 29 698 | 29 342 | 4 692 | 86 762 | 2 042 | 83 |
| 539 | (GENERAL MERCHANDISE STORES | 56 | 44 | 8 497 | 8 295 | 1 029 | 21 739 | 324 | 57 |
| | (DRY GOODS STORES | 25 | 21 | 1 863 | (0) | (0) | (0) | (0) | (0) |
| | (SEWING, NEEDLEWORK STORES | 6 | 2 | 164 | (0) | (0) | (0) | (0) | (0) |
| | FOOD STORES | | | | | | | | |
| 54 | TOTAL | 3 080 | 1 960 | 502 794 | 470 058 | 37 800 | 734 991 | 11 438 | 3 001 |
| 541 | (GROCERY STORES, INCLUDING DELICATESSENS | 2 062 | 1 246 | 438 568 | 410 846 | 29 395 | 572 766 | 8 536 | 2 118 |
| 542 | (MEAT MARKETS | 172 | 142 | 17 434 | 16 570 | 1 481 | 29 995 | 436 | 197 |
| | (FISH (SEAFOOD) MARKETS | 44 | 22 | 2 052 | 1 776 | 120 | 2 125 | 46 | 48 |
| 543 | (FRUIT STORES, VEGETABLE MARKETS | 75 | 39 | 3 543 | 3 227 | 247 | 5 157 | 103 | 87 |
| 544 | (CANDY, NUT, CONFECTIONERY STORES | 251 | 119 | 6 074 | 4 430 | 575 | 10 452 | 309 | 223 |
| 545 | (DAIRY PRODUCTS STORES | 131 | 97 | 7 117 | 6 201 | 563 | 10 561 | 236 | 79 |
| 546 | (RETAIL BAKERIES | 259 | 243 | 21 895 | 21 643 | 4 568 | 87 733 | 1 525 | 165 |
| 5462 | (RETAIL BAKERIES, MANUFACTURING | 121 | 117 | 9 122 | 9 084 | 2 550 | 50 963 | 867 | 135 |
| 5463 | (RETAIL BAKERIES, NONMANUFACTURING | 138 | 126 | 12 773 | 12 559 | 2 018 | 36 770 | 658 | 30 |
| 549 | (EGG AND POULTRY DEALERS | 52 | 36 | 2 742 | 2 402 | 190 | 3 643 | 97 | 56 |
| | (OTHER | 34 | 16 | 3 369 | 2 963 | 661 | 12 559 | 150 | 28 |
| | AUTOMOTIVE DEALERS | | | | | | | | |
| 55 EX.554 | TOTAL | 518 | 360 | 579 847 | 574 037 | 45 744 | 886 639 | 7 088 | 406 |
| 551 | (PASSENGER CAR DEALERS, FRANCHISED | 122 | 116 | 529 497 | 529 357 | 40 317 | 779 909 | 5 959 | 29 |
| | (DOMESTIC CAR DEALERS | 109 | 103 | 497 969 | 497 829 | 37 285 | 722 002 | 5 487 | 24 |
| | (IMPORTED CAR DEALERS | 4 | 4 | (0) | (0) | (0) | (0) | (0) | (0) |
| | (DOMESTIC AND IMPORTED CAR DEALERS | 9 | 9 | (0) | (0) | (0) | (0) | (0) | (0) |
| 552 | (PASSENGER CAR DEALERS, NONFRANCHISED | 211 | 105 | 22 225 | 17 911 | 1 385 | 29 046 | 389 | 210 |
| 553 | (TIRE, BATTERY, ACCESSORY DEALERS | 140 | 108 | 19 599 | 19 035 | 3 073 | 57 965 | 558 | 133 |
| | (HOME AND AUTO SUPPLY STORES | 9 | 9 | (0) | (0) | (0) | (0) | (0) | (0) |
| 559 | (MISCELLANEOUS AIRCRAFT, MARINE, AUTOMOTIVE DEALERS | 36 | 22 | (0) | (0) | (0) | (0) | (0) | (0) |
| | (AIRCRAFT, BOAT, MOTORCYCLE DEALERS | 28 | 18 | 3 611 | 3 091 | 285 | 6 660 | 80 | 29 |
| | (HOUSEHOLD TRAILER DEALERS | 4 | 2 | 1 077 | (0) | (0) | (0) | (0) | (0) |
| | (OTHER AUTOMOTIVE DEALERS | 4 | 2 | (0) | (0) | (0) | (0) | (0) | (0) |
| | GASOLINE SERVICE STATIONS | | | | | | | | |
| 55PT(554) | TOTAL | 1 546 | 1 330 | 150 326 | 143 634 | 13 701 | 290 505 | 4 454 | 1 648 |
| | APPAREL, ACCESSORY STORES | | | | | | | | |
| 56 | TOTAL | 802 | 666 | 120 383 | 118 609 | 17 811 | 347 090 | 5 155 | 536 |
| 561,567 | (MEN'S, BOYS' APPAREL STORES, CUSTOM TAILORS | 203 | 169 | 32 431 | 31 937 | 5 036 | 102 662 | 1 291 | 160 |
| 561 | (MEN'S, BOYS' CLOTHING AND FURNISHINGS STORES | 156 | 138 | 29 638 | 29 292 | 4 494 | 92 058 | 1 166 | 115 |
| 567 | (CUSTOM TAILORS | 47 | 31 | 2 793 | 2 645 | 542 | 10 604 | 125 | 45 |
| 562-3,568 | (WOMEN'S CLOTHING, SPECIALTY STORES | 305 | 265 | 62 454 | 61 972 | 9 067 | 176 442 | 2 845 | 171 |
| 562 | (WOMEN'S READY-TO-WEAR STORES | 159 | 147 | 47 943 | 47 773 | 7 066 | 135 473 | 2 240 | 76 |
| 563,568 | (WOMEN'S ACCESSORY, SPECIALTY STORES, FURRIERS | 146 | 118 | 14 511 | 14 199 | 2 001 | 40 969 | 605 | 95 |
| 563 | (MILLINERY STORES | 40 | 30 | 1 577 | 1 475 | 290 | 5 562 | 101 | 31 |
| | (CORSET, LINGERIE STORES | 13 | 7 | 566 | (0) | (0) | (0) | (0) | (0) |
| | (HOSIERY STORES | 4 | 4 | (0) | (0) | (0) | (0) | (0) | (0) |
| | (APPAREL, ACCESSORY, OTHER SPECIALTY STORES | 54 | 52 | (0) | 4 851 | 590 | 12 164 | 247 | 20 |
| 568 | (FURRIERS, FUR SHOPS | 35 | 25 | 7 032 | 6 916 | 996 | 20 769 | 216 | 29 |
| 565 | (FAMILY CLOTHING STORES | 49 | 29 | 4 448 | 4 200 | 594 | 12 053 | 204 | 45 |
| 566 | (SHOE STORES | 196 | 172 | 19 013 | 18 651 | 2 898 | 51 535 | 731 | 112 |
| | (MEN'S SHOE STORES | 40 | 40 | 3 516 | 3 502 | 523 | 8 836 | 104 | 7 |
| | (WOMEN'S SHOE STORES | 32 | 32 | 5 612 | 5 612 | 884 | 16 894 | 227 | 9 |
| | (CHILDREN'S, JUVENILES' SHOE STORES | 6 | 6 | 489 | 489 | 49 | 923 | 14 | 8 |
| | (FAMILY SHOE STORES | 118 | 94 | 9 396 | 9 048 | 1 442 | 24 882 | 386 | 88 |
| 564 | (CHILDREN'S, INFANTS' WEAR STORES | 43 | 27 | 1 811 | (0) | (0) | (0) | (0) | (0) |
| 569 | (MISCELLANEOUS APPAREL, ACCESSORY STORES | 6 | 4 | 226 | (0) | (0) | (0) | (0) | (0) |

Standard Notes: - Represents zero. (D) Withheld to avoid disclosure. (NA) Not available. (X) Not applicable.
 *Nonstore retailers, part of SIC major group 53, are shown separately in this table.

TABLE 6. Cities With 500 Establishments or More: 1963-Continued

| SIC code | City and kind of business | Establishments | | Sales | | Payroll, entire year (\$1,000) | Payroll, workweek ended nearest Nov. 15 (dollars) | Paid employees, workweek ended nearest Nov. 15 (number) | Active proprietors of unincorporated businesses (number) |
|---|---|----------------|-----------------------|-------------------------------------|---------------------------------------|--------------------------------|---|---|--|
| | | Total (number) | With payroll (number) | Total, all establishments (\$1,000) | Establishments with payroll (\$1,000) | | | | |
| DETROIT--CONTINUED | | | | | | | | | |
| FURNITURE, HOME FURNISHINGS, EQUIPMENT STORES | | | | | | | | | |
| 57 | TOTAL | 613 | 439 | 88 506 | 84 634 | 11 657 | 230 225 | 2 460 | 510 |
| 571 | FURNITURE, HOME FURNISHINGS STORES | 336 | 248 | 48 240 | 46 546 | 6 788 | 132 207 | 1 327 | 269 |
| 5712 | FURNITURE STORES | 187 | 145 | 34 609 | 33 755 | 4 628 | 87 545 | 893 | 143 |
| 5713 | FLOOR COVERING STORES | 56 | 48 | 8 580 | 8 216 | 1 349 | 28 387 | 226 | 41 |
| 5714 | DRAPERY, CURTAIN, UPHOLSTERY STORES | 64 | 38 | 2 717 | 2 377 | 432 | 9 087 | 127 | 63 |
| 5715 | CHINA, GLASSWARE, METALWARE STORES | 5 | 3 | 444 | 420 | 120 | 2 378 | 23 | 4 |
| 5719 | MISCELLANEOUS HOME FURNISHINGS STORES | 24 | 14 | 1 890 | 1 778 | 259 | 4 810 | 58 | 18 |
| 572 | HOUSEHOLD APPLIANCE STORES | 102 | 78 | 24 392 | 23 052 | 2 360 | 45 482 | 505 | 64 |
| 5732 | RADIO, TELEVISION STORES | 75 | 65 | 6 788 | 6 562 | 764 | 14 864 | 174 | 67 |
| 5733 | MUSIC STORES | 100 | 48 | 9 086 | 8 474 | 1 745 | 37 672 | 454 | 110 |
| | RECORD SHOPS | 56 | 20 | 1 149 | 733 | 80 | 1 607 | 31 | 64 |
| | MUSICAL INSTRUMENT STORES | 44 | 28 | 7 937 | 7 741 | 1 665 | 36 065 | 423 | 46 |
| EATING, DRINKING PLACES | | | | | | | | | |
| 58 | TOTAL | 3 666 | 3 254 | 202 351 | 195 519 | 44 919 | 917 966 | 18 033 | 4 151 |
| 5812 | EATING PLACES | 1 938 | 1 682 | 125 921 | 122 761 | 32 267 | 647 367 | 13 088 | 2 011 |
| | RESTAURANTS, LUNCHROOMS | 1 491 | 1 331 | 99 689 | 98 057 | 25 805 | 524 250 | 10 412 | 1 583 |
| | CAFETERIAS | 53 | 53 | 8 044 | 8 044 | 2 553 | 49 716 | 976 | 37 |
| | REFRESHMENT PLACES | 292 | 230 | 11 047 | 10 091 | 2 156 | 43 834 | 1 053 | 289 |
| 5813 | CATERERS | 102 | 68 | 7 141 | 6 569 | 1 753 | 29 567 | 647 | 102 |
| | DRINKING PLACES (ALCOHOLIC BEVERAGES) | 1 728 | 1 572 | 76 430 | 72 758 | 12 652 | 270 599 | 4 945 | 2 140 |
| DRUG STORES, PROPRIETARY STORES | | | | | | | | | |
| 59PT(591) | TOTAL | 589 | 539 | 104 210 | 102 472 | 10 555 | 215 149 | 3 568 | 569 |
| 591 | DRUG STORES | 506 | 482 | 93 032 | 92 410 | 9 856 | 200 317 | 3 276 | 491 |
| | PROPRIETARY STORES | 83 | 57 | 11 178 | 10 062 | 699 | 14 832 | 292 | 78 |
| OTHER RETAIL STORES | | | | | | | | | |
| 59 EX.591 | TOTAL | 1 616 | 1 016 | 131 207 | 117 123 | 13 783 | 270 618 | 3 904 | 1 628 |
| 592 | LIQUOR STORES | 342 | 220 | 36 079 | 29 909 | 1 306 | 25 307 | 517 | 423 |
| 593 | ANTIQUARIAN STORES, SECONOHANO STORES | 241 | 141 | 12 726 | 11 102 | 1 810 | 33 861 | 548 | 230 |
| 5932 | ANTIQUARIAN STORES | 28 | 4 | 485 | (0) | (0) | (0) | (0) | (0) |
| 5933 | SECONOHANO STORES | 213 | 137 | 12 241 | (0) | (0) | (0) | (0) | (0) |
| 594 | BOOK, STATIONERY STORES | 62 | 42 | 6 355 | 5 897 | 814 | 17 385 | 209 | 54 |
| 5942 | BOOK STORES | 30 | 16 | 1 628 | 1 266 | 164 | 4 176 | 60 | 27 |
| 5943 | STATIONERY STORES | 32 | 26 | 4 727 | 4 631 | 650 | 13 209 | 149 | 27 |
| 595 | SPORTING GOODS STORES, BICYCLE SHOPS | 66 | 52 | 6 245 | 6 017 | 777 | 15 778 | 207 | 56 |
| 5952 | SPORTING GOODS STORES | 46 | 36 | 5 119 | 4 967 | 644 | 13 686 | 170 | 35 |
| 5953 | BICYCLE SHOPS | 20 | 16 | 1 126 | 1 050 | 133 | 2 092 | 37 | 21 |
| 5962 | HAY, GRAIN, FEED STORES | 10 | 4 | 1 269 | 1 165 | 72 | 1 346 | 19 | 12 |
| 5969 | OTHER FARM SUPPLY STORES | 2 | 2 | (0) | (0) | (0) | (0) | (0) | (0) |
| | GARDEN SUPPLY STORES | 23 | 21 | 5 664 | 5 626 | 537 | 9 973 | 217 | 19 |
| 597 | JEWELRY STORES | 123 | 81 | 14 388 | 13 688 | 1 883 | 36 332 | 470 | 108 |
| 598 | FUEL, ICE DEALERS | 77 | 51 | 14 614 | 14 054 | 1 777 | 37 410 | 397 | 68 |
| 5982 | COAL AND WOOD DEALERS | 47 | 37 | 10 330 | 10 110 | 1 334 | 29 639 | 305 | 40 |
| | ICE DEALERS | 12 | 2 | (0) | (0) | (0) | (0) | (0) | (0) |
| 5983 | FUEL OIL DEALERS | 13 | 9 | 3 733 | 3 537 | 387 | 6 783 | 79 | 12 |
| 5984 | BOTTLE GAS DEALERS | 5 | 3 | (0) | (0) | (0) | (0) | (0) | (0) |
| 5992 | FLORISTS | 166 | 106 | 6 983 | 6 159 | 1 103 | 21 293 | 303 | 187 |
| 5993 | CIGAR STORES, STANOS | 68 | 32 | 3 290 | 2 570 | 277 | 4 797 | 85 | 61 |
| 5994 | NEWS DEALERS, NEWSSTANDS | 24 | 12 | 1 456 | 1 398 | 188 | 3 320 | 91 | 24 |
| 5996 | CAMERA, PHOTOGRAPHIC SUPPLY STORES | 23 | 17 | 3 164 | 2 988 | 367 | 6 621 | 82 | 22 |
| 5997 | GIFT, NOVELTY, SOUVENIR SHOPS | 71 | 45 | 2 781 | 2 471 | 323 | 7 990 | 144 | 72 |
| 5998 | OPTICAL GOODS STORES | 107 | 83 | 5 062 | 4 460 | 1 046 | 20 574 | 228 | 102 |
| 5999 | TYPEWRITER STORES | 7 | 7 | 668 | 668 | 86 | 1 822 | 23 | 4 |
| | LUGGAGE, LEATHER GOODS STORES | 12 | 8 | (0) | (0) | (0) | (0) | (0) | (0) |
| | HOBBY, TOY, GAME SHOPS | 43 | 23 | 1 605 | 1 307 | 135 | 2 625 | 49 | 42 |
| | RELIGIOUS GOODS STORES | 9 | 7 | 1 298 | 1 284 | 179 | 3 368 | 52 | 6 |
| | PET SHOPS | 10 | 4 | 217 | 137 | 25 | 1 090 | 11 | 10 |
| | OTHER | 130 | 58 | 5 973 | 4 901 | 906 | 16 571 | 215 | 117 |
| NONSTORE RETAILERS* | | | | | | | | | |
| 53 PART* | TOTAL | 1 033 | 205 | 62 488 | 46 898 | 7 270 | 137 468 | 1 603 | 980 |
| 532 | MAIL-ORDER HOUSES | 17 | 9 | 1 822 | 1 736 | 268 | 5 653 | 89 | 17 |
| 534 | MERCHANDISE VENDING MACHINE OPERATORS | 137 | 75 | 31 003 | 29 751 | 3 828 | 79 468 | 807 | 107 |
| 535 | DIRECT SELLING (HOUSE-TO-HOUSE) ORGANIZATIONS | 879 | 121 | 29 663 | 15 411 | 3 174 | 52 347 | 707 | 856 |

Standard Notes: - Represents zero. (D) Withheld to avoid disclosure. (NA) Not available. (X) Not applicable.
 *Nonstore retailers, part of SIC major group 53, are shown separately in this table.

TABLE 6. Cities With 500 Establishments or More: 1963-Continued

| SIC code | City and kind of business | Establishments | | Sales | | Payroll, entire year (\$1,000) | Payroll, workweek ended nearest Nov. 15 (dollars) | Paid employees, workweek ended nearest Nov. 15 (number) | Active proprietors of unincorporated businesses (number) |
|-----------|--|----------------|-----------------------|-------------------------------------|---------------------------------------|--------------------------------|---|---|--|
| | | Total (number) | With payroll (number) | Total, all establishments (\$1,000) | Establishments with payroll (\$1,000) | | | | |
| | <u>FLINT</u> | | | | | | | | |
| | RETAIL TRADE, TOTAL | 1 870 | 1 450 | 389 690 | 379 760 | 43 648 | 891 576 | 12 571 | 1 722 |
| | LUMBER, BUILDING MATERIALS, HARDWARE, FARM EQUIPMENT DEALERS | | | | | | | | |
| S2 | TOTAL | 81 | 69 | 14 397 | 14 103 | 1 953 | 40 243 | 440 | 67 |
| S21 | LUMBER AND OTHER BUILDING MATERIALS DEALERS | 21 | 21 | 8 194 | 8 194 | 975 | 19 421 | 195 | 11 |
| S22-524 | HEATING, PLUMBING, PAINT, ELECTRICAL STORES | 22 | 20 | 1 820 | (0) | (0) | (0) | (0) | (0) |
| S2S1 | HARDWARE STORES | 35 | 27 | 3 907 | 3 691 | 551 | 11 691 | 150 | 33 |
| S2S2 | FARM EQUIPMENT DEALERS | 3 | 1 | 476 | (0) | (0) | (0) | (0) | (0) |
| | GENERAL MERCHANDISE GROUP STORES* | | | | | | | | |
| S3 PART* | TOTAL | 49 | 43 | \$1 168 | \$1 060 | 6 337 | 139 630 | 2 295 | 33 |
| S31 | DEPARTMENT STORES | 9 | 9 | 39 533 | 39 533 | 4 751 | 108 132 | 1 708 | - |
| S33 | LIMITED PRICE VARIETY STORES | 16 | 14 | 4 433 | 4 417 | 673 | 12 153 | 309 | 18 |
| S39 | MISCELLANEOUS GENERAL MERCHANDISE STORES | 24 | 20 | 7 202 | 7 110 | 913 | 19 345 | 278 | 15 |
| | FOOD STORES | | | | | | | | |
| S4 | TOTAL | 257 | 193 | 84 023 | 81 453 | 6 126 | 115 068 | 1 851 | 233 |
| S41 | GROCERY STORES, INCLUDING DELICATESSENS | 195 | 151 | 79 384 | 77 396 | 5 382 | 100 052 | 1 582 | 181 |
| S42 | MEAT MARKETS, FISH (SEAFOOD) MARKETS | 7 | 7 | 945 | 945 | 121 | 2 177 | 37 | 3 |
| S43 | FRUIT STORES, VEGETABLE MARKETS | 7 | 1 | 82 | (0) | (0) | (0) | (0) | (0) |
| S44 | CANDY, NUT, CONFECTIONERY STORES | 15 | 5 | (0) | (0) | (0) | (0) | (0) | (0) |
| S4S-S49 | OTHER FOOD STORES | 33 | 29 | (0) | 3 021 | 614 | 12 653 | 221 | 27 |
| | AUTOMOTIVE DEALERS | | | | | | | | |
| SS EX-S54 | TOTAL | 121 | 91 | 89 574 | 88 652 | 8 564 | 159 069 | 1 417 | 97 |
| | GASOLINE SERVICE STATIONS | | | | | | | | |
| S5PT(S54) | TOTAL | 224 | 192 | 25 378 | 24 118 | 2 177 | 54 837 | 756 | 228 |
| | APPAREL, ACCESSORY STORES | | | | | | | | |
| S6 | TOTAL | 138 | 126 | 24 846 | 24 680 | 3 537 | 69 305 | 1 096 | 75 |
| S61,S67 | MEN'S, BOYS' APPAREL STORES, CUSTOM TAILORS | 29 | 25 | (0) | (0) | (0) | (0) | (0) | (0) |
| S62-3,S68 | WOMEN'S CLOTHING, SPECIALTY STORES | 64 | 58 | 12 310 | 12 220 | 1 780 | 34 741 | 592 | 36 |
| S62 | WOMEN'S READY-TO-WEAR STORES | 42 | 38 | 10 717 | 10 635 | 1 565 | 30 296 | 525 | 26 |
| S63,S68 | WOMEN'S ACCESSORY, SPECIALTY STORES, FURRIERS | 22 | 20 | 1 593 | 1 585 | 215 | 4 445 | 67 | 10 |
| S65 | FAMILY CLOTHING STORES | 11 | 9 | 1 648 | 1 600 | 193 | 4 274 | 78 | 9 |
| S66 | SHOE STORES | 29 | 29 | 3 976 | 3 976 | 526 | 8 802 | 143 | 11 |
| S64,S69 | OTHER APPAREL, ACCESSORY STORES | 5 | 5 | (0) | (0) | (0) | (0) | (0) | (0) |
| | FURNITURE, HOME FURNISHINGS, EQUIPMENT STORES | | | | | | | | |
| S7 | TOTAL | 127 | 111 | 26 424 | 26 290 | 3 356 | 71 856 | 713 | 96 |
| S71 | FURNITURE, HOME FURNISHINGS STORES | 64 | 50 | 15 930 | 15 812 | 2 283 | 49 056 | 456 | 49 |
| S72,S73 | HOUSEHOLD APPLIANCE, RADIO, TELEVISION, MUSIC STORES | 63 | 61 | 10 494 | 10 478 | 1 073 | 22 800 | 257 | 47 |
| | EATING, DRINKING PLACES | | | | | | | | |
| S8 | TOTAL | 382 | 352 | 24 601 | 24 047 | 5 395 | 112 153 | 2 216 | 422 |
| S812 | EATING PLACES | 242 | 222 | 16 698 | 16 314 | 4 105 | 85 891 | 1 718 | 250 |
| S813 | DRINKING PLACES (ALCOHOLIC BEVERAGES) | 140 | 130 | 7 903 | 7 733 | 1 290 | 26 262 | 498 | 172 |
| | DRUG STORES, PROPRIETARY STORES | | | | | | | | |
| S9PT(S91) | TOTAL | 77 | 75 | 16 408 | 16 296 | 1 748 | 33 525 | 630 | 68 |
| S91 | DRUG STORES | 68 | 66 | (0) | (0) | (0) | (0) | (0) | (0) |
| (| PROPRIETARY STORES | 9 | 9 | (0) | (0) | (0) | (0) | (0) | (0) |
| | OTHER RETAIL STORES | | | | | | | | |
| S9 EX-S91 | TOTAL | 230 | 172 | 19 574 | 18 540 | 2 574 | 51 149 | 692 | 224 |
| S92 | LIQUOR STORES | 26 | 20 | 2 497 | 2 303 | 118 | 2 453 | 46 | 28 |
| S93 | ANTIQUA STORES, SECONDHAND STORES | 32 | 30 | 1 613 | 1 593 | 232 | 4 332 | 77 | 23 |
| S94 | BOOK, STATIONERY STORES | 7 | 5 | 621 | 593 | 94 | 2 078 | 26 | 6 |
| S95 | SPORTING GOODS STORES, BICYCLE SHOPS | 15 | 9 | 2 023 | 1 893 | 328 | 6 007 | 72 | 13 |
| S96 | FARM, GARDEN SUPPLY STORES, INCLUDING FEED STORES | 9 | 7 | 763 | 723 | 75 | 1 490 | 28 | 10 |
| S97 | JEWELRY STORES | 31 | 27 | 2 900 | 2 822 | 535 | 10 759 | 141 | 39 |
| S98 | FUEL, ICE DEALERS | 18 | 12 | 2 204 | 2 108 | 235 | 6 216 | 71 | 15 |
| S99 | OTHER STORES | 92 | 62 | 6 953 | 6 505 | 957 | 17 814 | 231 | 90 |
| | NONSTORE RETAILERS* | | | | | | | | |
| S3 PART* | TOTAL | 184 | 26 | 13 297 | 10 521 | 1 881 | 44 741 | 465 | 179 |

Standard Notes: - Represents zero. (D) Withheld to avoid disclosure. (NA) Not available. (X) Not applicable.
 *Nonstore retailers, part of SIC major group 53, are shown separately in this table.

TABLE 6. Cities With 500 Establishments or More: 1963-Continued

| SIC code | City and kind of business | Establishments | | Sales | | Payroll, entire year (\$1,000) | Payroll, workweek ended nearest Nov. 15 (dollars) | Paid employees, workweek ended nearest Nov. 15 (number) | Active proprietors of unincorporated businesses (number) |
|---------------------|--|----------------|-----------------------|-------------------------------------|---------------------------------------|--------------------------------|---|---|--|
| | | Total (number) | With payroll (number) | Total, all establishments (\$1,000) | Establishments with payroll (\$1,000) | | | | |
| GRAND RAPIDS | | | | | | | | | |
| | RETAIL TRADE, TOTAL | 1 847 | 1 419 | 322 538 | 313 248 | 38 499 | 757 D92 | 11 501 | 1 754 |
| | LUMBER, BUILDING MATERIALS, HARDWARE, FARM EQUIPMENT DEALERS | | | | | | | | |
| | TOTAL | 85 | 69 | 14 728 | 14 D48 | 2 278 | 41 63D | 462 | 85 |
| 52 | LUMBER AND OTHER BUILDING MATERIALS DEALERS | 19 | 15 | 8 D13 | 7 997 | 1 285 | 22 251 | 235 | 12 |
| 522-524 | HEATING, PLUMBING, PAINT, ELECTRICAL STORES | 34 | 26 | (D) | (D) | (D) | (D) | (D) | (D) |
| 5251 | HARDWARE STORES | 3D | 26 | 3 544 | 3 468 | 446 | 8 65D | 118 | 36 |
| 5252 | FARM EQUIPMENT DEALERS | 2 | 2 | (O) | (O) | (D) | (D) | (O) | (D) |
| | GENERAL MERCHANDISE GROUP STORES* | | | | | | | | |
| | TOTAL | 53 | 43 | 48 226 | 48 D74 | 7 731 | 151 945 | 2 463 | 39 |
| 53 PART* | DEPARTMENT STORES | 5 | 5 | 42 198 | 42 198 | 6 773 | 133 592 | 2 D42 | - |
| 533 | LIMITED PRICE VARIETY STORES | 28 | 24 | 4 367 | 4 3D3 | 784 | 15 237 | 367 | 20 |
| 539 | MISCELLANEOUS GENERAL MERCHANDISE STORES | 2D | 14 | 1 661 | 1 573 | 174 | 3 116 | 54 | 19 |
| | FOOD STORES | | | | | | | | |
| | TOTAL | 3D3 | 231 | 68 271 | 66 163 | 5 D49 | 1D2 657 | 1 697 | 296 |
| 54 | GROCERY STORES, INCLUDING DELICATESSENS | 2D6 | 166 | 62 315 | 61 223 | 4 226 | 84 085 | 1 387 | 195 |
| 542 | MEAT MARKETS, FISH (SEAFOOD) MARKETS | 20 | 14 | 2 176 | 1 948 | 141 | 3 516 | 53 | 22 |
| 543 | FRUIT STORES, VEGETABLE MARKETS | 1D | 6 | (D) | (O) | (D) | (D) | (O) | (D) |
| 544 | CANDY, NUT, CONFECTIONERY STORES | 19 | 13 | (O) | (O) | (D) | (D) | (O) | (D) |
| 545-549 | OTHER FOOD STORES | 48 | 32 | 2 828 | 2 232 | 597 | 13 7D1 | 218 | 50 |
| | AUTOMOTIVE DEALERS | | | | | | | | |
| 55 EX.554 | TOTAL | 1D3 | 79 | 63 994 | 63 334 | 5 773 | 1D9 264 | 1 063 | 87 |
| | GASLINE SERVICE STATIONS | | | | | | | | |
| 55PT(554) | TOTAL | 249 | 223 | 24 920 | 24 146 | 2 304 | 46 419 | 788 | 252 |
| | APPAREL, ACCESSORY STORES | | | | | | | | |
| | TOTAL | 116 | 1D4 | 18 311 | 18 161 | 2 918 | 53 D3D | 895 | 73 |
| 561,567 | MEN'S, BOYS' APPAREL STORES, CUSTOM TAILORS | 21 | 17 | 4 296 | 4 280 | 73D | 12 551 | 178 | 17 |
| 562-3,568 | WOMEN'S CLOTHING, SPECIALTY STORES | 50 | 46 | 7 851 | 7 811 | 1 238 | 23 7D9 | 4D5 | 28 |
| 562 | WOMEN'S READY-TO-WEAR STORES | 3D | 28 | 6 46D | 6 454 | 1 D36 | 19 8D8 | 320 | 16 |
| 563,568 | WOMEN'S ACCESSORY, SPECIALTY STORES, FURRIERS | 2D | 18 | 1 391 | 1 357 | 2D2 | 3 9D1 | 85 | 12 |
| 565 | FAMILY CLOTHING STORES | 10 | 8 | 2 711 | 2 653 | 496 | 8 354 | 172 | 8 |
| 566 | SHOE STORES | 29 | 29 | 3 D04 | 2 972 | 413 | 7 667 | 124 | 13 |
| 564,569 | OTHER APPAREL, ACCESSORY STORES | 6 | 4 | 449 | 445 | 41 | 749 | 16 | 7 |
| | FURNITURE, HOME FURNISHINGS, EQUIPMENT STORES | | | | | | | | |
| | TOTAL | 159 | 1D3 | 21 543 | 2D 291 | 2 841 | 53 D78 | 578 | 145 |
| 571 | FURNITURE, HOME FURNISHINGS STORES | 89 | 53 | 12 447 | 11 577 | 1 830 | 33 014 | 355 | 89 |
| 572,573 | HOUSEHOLD APPLIANCE, RADIO, TELEVISION, MUSIC STORES | 70 | 50 | 9 096 | 8 714 | 1 011 | 20 D64 | 223 | 56 |
| | EATING, DRINKING PLACES | | | | | | | | |
| | TOTAL | 3D9 | 277 | 18 106 | 17 648 | 3 961 | 92 544 | 1 862 | 324 |
| 5812 | EATING PLACES | 188 | 164 | 12 097 | 11 763 | 2 985 | 72 631 | 1 424 | 191 |
| 5813 | DRINKING PLACES (ALCOHOLIC BEVERAGES) | 121 | 113 | 6 009 | 5 885 | 976 | 19 913 | 438 | 133 |
| | DRUG STORES, PROPRIETARY STORES | | | | | | | | |
| | TOTAL | 81 | 79 | 14 092 | 14 026 | 1 773 | 32 750 | 623 | 79 |
| 59PT(591) | DRUG STORES | 74 | 72 | 13 382 | 13 316 | 1 677 | 30 810 | 578 | 74 |
| 591 | PROPRIETARY STORES | 7 | 7 | 710 | 710 | 96 | 1 940 | 45 | 5 |
| | OTHER RETAIL STORES | | | | | | | | |
| | TOTAL | 279 | 185 | 21 130 | 19 358 | 2 717 | 53 382 | 779 | 278 |
| 592 | LIQUOR STORES | 23 | 19 | 2 745 | 2 633 | 153 | 3 D45 | 57 | 29 |
| 593 | ANTIQUARIAN STORES, SECONHAND STORES | 40 | 24 | 2 293 | 2 095 | 274 | 5 450 | 88 | 34 |
| 594 | BOOK, STATIONERY STORES | 8 | 8 | (O) | (O) | (O) | (O) | (O) | (D) |
| 595 | SPORTING GOODS STORES, BICYCLE SHOPS | 26 | 16 | 1 981 | 1 771 | 169 | 3 431 | 44 | 32 |
| 596 | FARM, GARDEN SUPPLY STORES, INCLUDING FEED STORES | 13 | 9 | 3 337 | 3 235 | 274 | 5 D02 | 44 | 12 |
| 597 | JEWELRY STORES | 23 | 17 | 2 352 | 2 288 | 504 | 10 398 | 136 | 18 |
| 598 | FUEL, ICE DEALERS | 5 | 3 | 434 | 368 | 75 | 1 257 | 18 | 4 |
| 599 | OTHER STORES | 141 | 89 | (D) | (O) | (O) | (O) | (O) | (O) |
| | NONSTORE RETAILERS* | | | | | | | | |
| 53 PART* | TOTAL | 110 | 26 | 9 217 | 7 999 | 1 154 | 20 393 | 291 | 96 |

Standard Notes: - Represents zero. (D) Withheld to avoid disclosure. (NA) Not available. (X) Not applicable.
 *Nonstore retailers, part of SIC major group 53, are shown separately in this table.

TABLE 6. Cities With 500 Establishments or More: 1963-Continued

| SIC code | City and kind of business | Establishments | | Sales | | Payroll, entire year (\$1,000) | Payroll, workweek ended nearest Nov. 15 (dollars) | Paid employees, workweek ended nearest Nov. 15 (number) | Active proprietors of unincorporated businesses (number) |
|----------------|--|----------------|-----------------------|-------------------------------------|---------------------------------------|--------------------------------|---|---|--|
| | | Total (number) | With payroll (number) | Total, all establishments (\$1,000) | Establishments with payroll (\$1,000) | | | | |
| <u>JACKSON</u> | | | | | | | | | |
| | RETAIL TRADE, TOTAL | 593 | 469 | 109 970 | 107 550 | 12 678 | 247 065 | 3 714 | 545 |
| | LUMBER, BUILDING MATERIALS, HARDWARE, FARM EQUIPMENT DEALERS | | | | | | | | |
| | TOTAL | 32 | 26 | 4 327 | 4 221 | 579 | 10 922 | 121 | 26 |
| 52 | LUMBER AND OTHER BUILDING MATERIALS DEALERS | 6 | 6 | 2 082 | 2 082 | 243 | 4 029 | 42 | 2 |
| 522-524 | HEATING, PLUMBING, PAINT, ELECTRICAL STORES | 15 | 13 | 1 266 | 1 250 | 241 | 4 980 | 55 | 11 |
| 5251 | HARDWARE STORES | 11 | 7 | 979 | 889 | 95 | 1 913 | 24 | 13 |
| 5252 | FARM EQUIPMENT DEALERS | - | - | - | - | - | - | - | - |
| | GENERAL MERCHANDISE GROUP STORES* | | | | | | | | |
| | TOTAL | 22 | 20 | 18 591 | 18 543 | 2 254 | 47 821 | 755 | 10 |
| 53 PART* | DEPARTMENT STORES | 5 | 5 | 14 852 | 14 852 | 1 703 | 37 879 | 528 | - |
| 531 | LIMITED PRICE VARIETY STORES | 13 | 11 | 3 210 | 3 162 | 506 | 9 170 | 217 | 6 |
| 533 | MISCELLANEOUS GENERAL MERCHANDISE STORES | 4 | 4 | 529 | 529 | 45 | 772 | 10 | 4 |
| 539 | | | | | | | | | |
| | FOOD STORES | | | | | | | | |
| | TOTAL | 81 | 55 | 21 263 | 20 761 | 1 773 | 35 304 | 534 | 75 |
| 54 | GROCERY STORES, INCLUDING DELICATESSENS | 57 | 39 | 19 925 | 19 515 | 1 584 | 31 463 | 460 | 51 |
| 541 | MEAT MARKETS, FISH (SEAFOOD) MARKETS | 6 | 4 | 552 | 504 | 46 | 827 | 14 | 5 |
| 542 | FRUIT STORES, VEGETABLE MARKETS | 1 | 1 | (0) | (0) | (0) | (0) | (0) | (0) |
| 543 | CANDY, NUT, CONFECTIONERY STORES | 5 | 1 | (0) | (0) | (0) | (0) | (0) | (0) |
| 544 | OTHER FOOD STORES | 12 | 10 | 672 | (0) | (0) | (0) | (0) | (0) |
| 545-549 | | | | | | | | | |
| | AUTOMOTIVE DEALERS | | | | | | | | |
| | TOTAL | 33 | 31 | 25 204 | 24 842 | 2 700 | 48 506 | 414 | 23 |
| 55 EX.554 | | | | | | | | | |
| | GASOLINE SERVICE STATIONS | | | | | | | | |
| | TOTAL | 70 | 60 | 6 641 | 6 411 | 555 | 10 809 | 194 | 66 |
| 55PT(554) | | | | | | | | | |
| | APPAREL, ACCESSORY STORES | | | | | | | | |
| | TOTAL | 34 | 28 | 7 740 | 7 706 | 1 088 | 22 382 | 386 | 20 |
| 56 | MEN'S, BOYS' APPAREL STORES, CUSTOM TAILORS | 8 | 6 | (0) | (0) | (0) | (0) | (0) | (0) |
| 561,567 | WOMEN'S CLOTHING, SPECIALTY STORES | 15 | 13 | (0) | (0) | (0) | (0) | (0) | (0) |
| 562-3,568 | WOMEN'S READY-TO-WEAR STORES | 9 | 9 | (0) | (0) | (0) | (0) | (0) | (0) |
| 562 | WOMEN'S ACCESSORY, SPECIALTY STORES, FURRIERS | 6 | 4 | 100 | 86 | 16 | 324 | 11 | 4 |
| 563,568 | FAMILY CLOTHING STORES | 1 | 1 | (0) | (0) | (0) | (0) | (0) | (0) |
| 565 | SHOE STORES | 10 | 8 | 600 | 592 | 78 | 1 349 | 21 | 3 |
| 566 | OTHER APPAREL, ACCESSORY STORES | - | - | - | - | - | - | - | - |
| 564,569 | | | | | | | | | |
| | FURNITURE, HOME FURNISHINGS, EQUIPMENT STORES | | | | | | | | |
| | TOTAL | 38 | 28 | 6 083 | 5 915 | 855 | 15 482 | 184 | 29 |
| 57 | FURNITURE, HOME FURNISHINGS STORES | 20 | 12 | 2 969 | 2 811 | 481 | 7 731 | 95 | 11 |
| 571 | HOUSEHOLD APPLIANCE, RADIO, TELEVISION, MUSIC STORES | 18 | 16 | 3 114 | 3 104 | 374 | 7 751 | 89 | 18 |
| 572,573 | | | | | | | | | |
| | EATING, DRINKING PLACES | | | | | | | | |
| | TOTAL | 130 | 120 | 6 671 | 6 587 | 1 295 | 27 013 | 672 | 146 |
| 58 | EATING PLACES | 77 | 71 | 4 328 | 4 280 | 961 | 19 265 | 521 | 84 |
| 5812 | DRINKING PLACES (ALCOHOLIC BEVERAGES) | 53 | 49 | 2 343 | 2 307 | 334 | 7 748 | 151 | 62 |
| 5813 | | | | | | | | | |
| | DRUG STORES, PROPRIETARY STORES | | | | | | | | |
| | TOTAL | 32 | 26 | 4 087 | 3 879 | 616 | 10 463 | 161 | 25 |
| 59PT(591) | DRUG STORES | 26 | 22 | (0) | (0) | (0) | (0) | (0) | (0) |
| 591 | PROPRIETARY STORES | 6 | 4 | (0) | (0) | (0) | (0) | (0) | (0) |
| | OTHER RETAIL STORES | | | | | | | | |
| | TOTAL | 87 | 65 | 6 520 | (0) | (0) | (0) | (0) | (0) |
| 59 EX.591 | LIQUOR STORES | 12 | 12 | 1 719 | 1 719 | 80 | 1 592 | 48 | 17 |
| 592 | ANTIQUARIAN STORES, SECONHAND STORES | 10 | 2 | 246 | (0) | (0) | (0) | (0) | (0) |
| 593 | BOOK, STATIONERY STORES | 2 | 2 | (0) | (0) | (0) | (0) | (0) | (0) |
| 594 | SPORTING GOODS STORES, BICYCLE SHOPS | 3 | 3 | 262 | 262 | 37 | 719 | 8 | 3 |
| 595 | FARM, GARDEN SUPPLY STORES, INCLUDING FEE STORES | 2 | 2 | (0) | (0) | (0) | (0) | (0) | (0) |
| 596 | JEWELRY STORES | 7 | 7 | 893 | (0) | (0) | (0) | (0) | (0) |
| 597 | FUEL, ICE DEALERS | 9 | 7 | 1 371 | 1 367 | 160 | 3 286 | 38 | 7 |
| 598 | OTHER STORES | 42 | 30 | 1 671 | 1 545 | 211 | 4 335 | 81 | 42 |
| 599 | | | | | | | | | |
| | NONSTORE RETAILERS* | | | | | | | | |
| | TOTAL | 34 | 10 | 2 843 | (0) | (0) | (0) | (0) | (0) |
| 53 PART* | | | | | | | | | |

Standard Notes: - Represents zero. (D) Withheld to avoid disclosure. (NA) Not available. (X) Not applicable.
 *Nonstore retailers, part of SIC major group 53, are shown separately in this table.

TABLE 6. Cities With 500 Establishments or More: 1963-Continued

| SIC code | City and kind of business | Establishments | | Sales | | Payroll, entire year (\$1,000) | Payroll, workweek ended nearest Nov. 15 (dollars) | Paid employees, workweek ended nearest Nov. 15 (number) | Active proprietors of unincorporated businesses (number) |
|-----------|---|-------------------|--------------------------|--|--|-----------------------------------|--|--|---|
| | | Total (number) | With payroll (number) | Total, all establishments (\$1,000) | Establishments with payroll (\$1,000) | | | | |
| | <u>KALAMAZOO</u> | | | | | | | | |
| | RETAIL TRADE, TOTAL | 801 | 655 | 171 511 | 168 149 | 21 136 | 403 664 | 6 319 | 707 |
| | LUMBER, BUILDING MATERIALS, HARDWARE, FARM EQUIPMENT DEALERS | | | | | | | | |
| | TOTAL | 44 | 36 | 9 450 | 9 356 | 1 558 | 29 357 | 274 | 32 |
| 521 | LUMBER AND OTHER BUILDING MATERIALS DEALERS | 12 | 12 | 6 527 | 6 527 | 1 104 | 21 354 | 188 | 4 |
| 522-524 | HEATING, PLUMBING, PAINT, ELECTRICAL STORES | 19 | 15 | 1 509 | 1 439 | 259 | 4 988 | 47 | 18 |
| 5251 | HARDWARE STORES | 12 | 8 | (0) | (0) | (0) | (0) | (0) | (0) |
| 5252 | FARM EQUIPMENT DEALERS | 1 | 1 | (0) | (0) | (0) | (0) | (0) | (0) |
| | GENERAL MERCHANDISE GROUP STORES* | | | | | | | | |
| | TOTAL | 21 | 19 | 27 309 | 27 305 | 3 886 | 77 624 | 1 509 | 8 |
| 53 PART* | DEPARTMENT STORES | 5 | 5 | (0) | (0) | (0) | (0) | (0) | (0) |
| 533 | LIMITED PRICE VARIETY STORES | 7 | 7 | 2 552 | 2 552 | 463 | 8 973 | 214 | 3 |
| 539 | MISCELLANEOUS GENERAL MERCHANDISE STORES | 9 | 7 | (0) | (0) | (0) | (0) | (0) | (0) |
| | FOOD STORES | | | | | | | | |
| | TOTAL | 98 | 72 | 30 129 | 29 199 | 2 254 | 43 585 | 714 | 84 |
| 541 | GROCERY STORES, INCLUDING DELICATESSENS | 65 | 51 | 28 014 | 27 476 | 1 937 | 35 562 | 580 | 52 |
| 542 | MEAT MARKETS, FISH (SEAFOOD) MARKETS | 7 | 3 | 963 | 617 | 55 | 1 028 | 17 | 9 |
| 543 | FRUIT STORES, VEGETABLE MARKETS | 3 | 1 | 155 | (0) | (0) | (0) | (0) | (0) |
| 544 | CANDY, NUT, CONFECTIONERY STORES | 5 | 5 | 158 | 158 | 50 | 1 767 | 41 | 2 |
| 545-549 | OTHER FOOD STORES | 18 | 12 | 839 | (0) | (0) | (0) | (0) | (0) |
| | AUTOMOTIVE DEALERS | | | | | | | | |
| | TOTAL | 51 | 45 | 35 679 | 35 551 | 3 656 | 65 659 | 605 | 31 |
| | GASOLINE SERVICE STATIONS | | | | | | | | |
| | TOTAL | 111 | 101 | 12 134 | 11 656 | 1 038 | 20 756 | 367 | 114 |
| | APPAREL, ACCESSORY STORES | | | | | | | | |
| | TOTAL | 73 | 67 | 11 393 | 11 317 | 1 643 | 31 250 | 554 | 50 |
| 561,567 | MEN'S, BOYS' APPAREL STORES, CUSTOM TAILORS | 11 | 9 | (0) | (0) | (0) | (0) | (0) | (0) |
| 562-3,568 | WOMEN'S CLOTHING, SPECIALTY STORES | 31 | 31 | 5 117 | 5 117 | 761 | 15 420 | 314 | 19 |
| 562 | WOMEN'S READY-TO-WEAR STORES | 21 | 21 | (0) | (0) | (0) | (0) | (0) | (0) |
| 563,568 | WOMEN'S ACCESSORY, SPECIALTY STORES, FURRIERS | 10 | 10 | (0) | (0) | (0) | (0) | (0) | (0) |
| 565 | FAMILY CLOTHING STORES | 10 | 6 | (0) | (0) | (0) | (0) | (0) | (0) |
| 566 | SHOE STORES | 17 | 17 | 2 395 | 2 395 | 287 | 5 409 | 81 | 16 |
| 564,569 | OTHER APPAREL, ACCESSORY STORES | 4 | 4 | (0) | (0) | (0) | (0) | (0) | (0) |
| | FURNITURE, HOME FURNISHINGS, EQUIPMENT STORES | | | | | | | | |
| | TOTAL | 61 | 53 | 11 455 | 11 181 | 1 708 | 30 883 | 366 | 53 |
| 571 | FURNITURE, HOME FURNISHINGS STORES | 28 | 24 | 6 736 | 6 662 | 1 147 | 19 786 | 226 | 22 |
| 572,573 | HOUSEHOLD APPLIANCE, RADIO, TELEVISION, MUSIC STORES | 33 | 29 | 4 719 | 4 519 | 561 | 11 097 | 140 | 31 |
| | EATING, DRINKING PLACES | | | | | | | | |
| | TOTAL | 140 | 130 | 9 862 | 9 682 | 2 235 | 46 432 | 1 041 | 145 |
| 5812 | EATING PLACES | 106 | 100 | 7 620 | 7 562 | 1 881 | 39 009 | 902 | 110 |
| 5813 | DRINKING PLACES (ALCOHOLIC BEVERAGES) | 34 | 30 | 2 242 | 2 120 | 354 | 7 423 | 139 | 35 |
| | DRUG STORES, PROPRIETARY STORES | | | | | | | | |
| | TOTAL | 26 | 26 | 5 809 | 5 809 | 749 | 13 792 | 258 | 18 |
| 591 (| DRUG STORES | 24 | 24 | (0) | (0) | (0) | (0) | (0) | (0) |
| (| PROPRIETARY STORES | 2 | 2 | (0) | (0) | (0) | (0) | (0) | (0) |
| | OTHER RETAIL STORES | | | | | | | | |
| | TOTAL | 130 | 96 | 14 150 | 13 280 | 1 741 | 31 884 | 471 | 134 |
| 592 | LIQUOR STORES | 17 | 15 | 2 153 | 2 099 | 138 | 2 690 | 61 | 21 |
| 593 | ANTIQUARIAN STORES, SECONOHANO STORES | 11 | 5 | 560 | (0) | (0) | (0) | (0) | (0) |
| 594 | BOOK, STATIONERY STORES | 8 | 4 | 644 | 486 | 69 | 2 067 | 28 | 8 |
| 595 | SPORTING GOODS STORES, BICYCLE SHOPS | 11 | 11 | 1 616 | 1 616 | 207 | 4 067 | 54 | 12 |
| 596 | FARM, GARDEN SUPPLY STORES, INCLUDING FEED STORES | 5 | 5 | 1 045 | 1 045 | 93 | 1 179 | 49 | 6 |
| 597 | JEWELRY STORES | 17 | 13 | 1 243 | (0) | (0) | (0) | (0) | (0) |
| 598 | FUEL, ICE DEALERS | 9 | 7 | 3 880 | 3 860 | 588 | 9 550 | 94 | 5 |
| 599 | OTHER STORES | 52 | 36 | 3 009 | 2 809 | 442 | 8 043 | 123 | 51 |
| | NONSTORE RETAILERS* | | | | | | | | |
| 53 PART* | TOTAL | 46 | 10 | 4 141 | 3 813 | 668 | 12 442 | 160 | 38 |

Standard Notes: - Represents zero. (D) Withheld to avoid disclosure. (NA) Not available. (X) Not applicable.
*Nonstore retailers, part of SIC major group 53, are shown separately in this table.

TABLE 6. Cities With 500 Establishments or More: 1963-Continued

| SIC code | City and kind of business | Establishments | | Sales | | Payroll, entire year (\$1,000) | Payroll, workweek ended nearest Nov. 15 (dollars) | Paid employees, workweek ended nearest Nov. 15 (number) | Active proprietors of unincorporated businesses (number) |
|----------------|--|----------------|-----------------------|-------------------------------------|---------------------------------------|--------------------------------|---|---|--|
| | | Total (number) | With payroll (number) | Total, all establishments (\$1,000) | Establishments with payroll (\$1,000) | | | | |
| LANSING | | | | | | | | | |
| | RETAIL TRADE, TOTAL | 1 177 | 923 | 270 144 | 264 172 | 31 319 | 642 685 | 9 220 | 980 |
| | LUMBER, BUILDING MATERIALS, HARDWARE, FARM EQUIPMENT DEALERS | | | | | | | | |
| 52 | TOTAL | 59 | 49 | 10 375 | 9 801 | 1 500 | 27 090 | 267 | 51 |
| 521 | LUMBER AND OTHER BUILDING MATERIALS DEALERS | 15 | 11 | 4 476 | 4 064 | 548 | 9 495 | 83 | 12 |
| 522-524 | HEATING, PLUMBING, PAINT, ELECTRICAL STORES | 22 | 20 | 3 328 | 3 304 | 674 | 12 309 | 112 | 13 |
| 5251 | HARDWARE STORES | 16 | 12 | 1 397 | 1 259 | 169 | 3 274 | 50 | 19 |
| 5252 | FARM EQUIPMENT DEALERS | 6 | 6 | 1 174 | 1 174 | 109 | 2 012 | 22 | 7 |
| | GENERAL MERCHANDISE GROUP STORES* | | | | | | | | |
| 53 PART* | TOTAL | 67 | 65 | 52 036 | 52 022 | 7 044 | 152 604 | 2 435 | 7 |
| 531 | DEPARTMENT STORES | 8 | 8 | 43 981 | 43 981 | 5 695 | 127 695 | 1 895 | - |
| 533 | LIMITED PRICE VARIETY STORES | 51 | 51 | 6 537 | 6 537 | 1 156 | 21 038 | 469 | 3 |
| 539 | MISCELLANEOUS GENERAL MERCHANDISE STORES | 8 | 6 | 1 518 | 1 504 | 193 | 3 871 | 71 | 4 |
| | FOOD STORES | | | | | | | | |
| 54 | TOTAL | 183 | 141 | 52 146 | 50 864 | 3 953 | 76 993 | 1 276 | 144 |
| 541 | GROCERY STORES, INCLUDING DELICATESSENS | 127 | 101 | 49 595 | 48 557 | 3 575 | 69 154 | 1 122 | 94 |
| 542 | MEAT MARKETS, FISH (SEAFOOD) MARKETS | 3 | 3 | (0) | (0) | (0) | (0) | (0) | (0) |
| 543 | FRUIT STORES, VEGETABLE MARKETS | 12 | 2 | (0) | (0) | (0) | (0) | (0) | (0) |
| 544 | CANDY, NUT, CONFECTIONERY STORES | 15 | 13 | 461 | 407 | 50 | 962 | 26 | 15 |
| 545-549 | OTHER FOOD STORES | 26 | 22 | 1 564 | 1 452 | 291 | 6 125 | 114 | 21 |
| | AUTOMOTIVE DEALERS | | | | | | | | |
| 55 Ex.554 | TOTAL | 71 | 51 | 71 210 | 70 324 | 6 202 | 126 231 | 1 017 | 58 |
| | GASOLINE SERVICE STATIONS | | | | | | | | |
| 55PT(554) | TOTAL | 180 | 160 | 16 291 | 15 503 | 1 536 | 31 609 | 502 | 176 |
| | APPAREL, ACCESSORY STORES | | | | | | | | |
| 56 | TOTAL | 80 | 72 | 12 621 | 12 523 | 1 887 | 39 352 | 623 | 47 |
| 561,567 | MEN'S, BOYS' APPAREL STORES, CUSTOM TAILORS | 17 | 15 | 2 857 | 2 829 | 480 | 8 608 | 135 | 13 |
| 562-3,568 | WOMEN'S CLOTHING, SPECIALTY STORES | 25 | 25 | 5 036 | 5 036 | 738 | 15 653 | 290 | 13 |
| 562 | WOMEN'S READY-TO-WEAR STORES | 17 | 17 | 4 253 | 4 253 | 633 | 13 142 | 250 | 10 |
| 563,568 | WOMEN'S ACCESSORY, SPECIALTY STORES, FURRIERS | 8 | 8 | 783 | 783 | 105 | 2 511 | 40 | 3 |
| 565 | FAMILY CLOTHING STORES | 11 | 7 | 1 653 | 1 633 | 255 | 6 496 | 83 | 9 |
| 566 | SHOE STORES | 24 | 22 | 2 974 | 2 924 | 399 | 8 162 | 109 | 10 |
| 564,569 | OTHER APPAREL, ACCESSORY STORES | 3 | 3 | 101 | 101 | 15 | 433 | 6 | 2 |
| | FURNITURE, HOME FURNISHINGS, EQUIPMENT STORES | | | | | | | | |
| 57 | TOTAL | 66 | 52 | 11 903 | 11 801 | 1 577 | 33 415 | 370 | 55 |
| 571 | FURNITURE, HOME FURNISHINGS STORES | 27 | 25 | 7 763 | 7 749 | 1 059 | 22 494 | 240 | 20 |
| 572,573 | HOUSEHOLD APPLIANCE, RADIO, TELEVISION, MUSIC STORES | 39 | 27 | 4 140 | 4 052 | 518 | 10 921 | 130 | 35 |
| | EATING, DRINKING PLACES | | | | | | | | |
| 58 | TOTAL | 177 | 169 | 15 514 | 15 286 | 3 588 | 76 661 | 1 611 | 184 |
| 5812 | EATING PLACES | 127 | 121 | 11 718 | 11 636 | 2 942 | 63 652 | 1 376 | 125 |
| 5813 | DRINKING PLACES (ALCOHOLIC BEVERAGES) | 50 | 48 | 3 796 | 3 650 | 646 | 13 009 | 235 | 59 |
| | DRUG STORES, PROPRIETARY STORES | | | | | | | | |
| 59PT(591) | TOTAL | 41 | 41 | 6 503 | 6 503 | 956 | 19 097 | 341 | 29 |
| 591 | DRUG STORES | 41 | 41 | 6 503 | 6 503 | 956 | 19 097 | 341 | 29 |
| | PROPRIETARY STORES | - | - | - | - | - | - | - | - |
| | OTHER RETAIL STORES | | | | | | | | |
| 59 Ex.591 | TOTAL | 136 | 110 | 13 855 | 13 455 | 1 971 | 38 125 | 497 | 120 |
| 592 | LIQUOR STORES | 11 | 11 | 1 767 | 1 767 | 98 | 1 754 | 21 | 11 |
| 593 | ANTIQUA STORES, SECONOHANO STORES | 19 | 15 | 1 041 | (0) | (0) | (0) | (0) | (0) |
| 594 | BOOK, STATIONERY STORES | 5 | 5 | 525 | 525 | 92 | 1 958 | 21 | 2 |
| 595 | SPORTING GOODS STORES, BICYCLE SHOPS | 7 | 7 | 606 | 606 | 51 | 922 | 14 | 7 |
| 596 | FARM, GARDEN SUPPLY STORES, INCLUDING FEEO STORES | 7 | 7 | 1 495 | 1 473 | 144 | 2 044 | 27 | 6 |
| 597 | JEWELRY STORES | 22 | 14 | (0) | (0) | (0) | (0) | (0) | (0) |
| 598 | FUEL, ICE DEALERS | 7 | 7 | 1 945 | 1 945 | 259 | 5 637 | 60 | 6 |
| 599 | OTHER STORES | 58 | 44 | (0) | 4 317 | 801 | 15 992 | 226 | 50 |
| | NONSTORE RETAILERS* | | | | | | | | |
| 53 PART* | TOTAL | 117 | 13 | 7 690 | 6 090 | 1 105 | 21 508 | 281 | 109 |

Standard Notes: - Represents zero. (D) Withheld to avoid disclosure. (NA) Not available. (X) Not applicable.
 *Nonstore retailers, part of SIC major group 53, are shown separately in this table.

TABLE 6. Cities With 500 Establishments or More: 1963-Continued

| SIC code | City and kind of business | Establishments | | Sales | | Payroll, entire year (\$1,000) | Payroll, workweek ended nearest Nov. 15 (dollars) | Paid employees, workweek ended nearest Nov. 15 (number) | Active proprietors of unincorporated businesses (number) |
|-----------------|--|----------------|-----------------------|-------------------------------------|---------------------------------------|--------------------------------|---|---|--|
| | | Total (number) | With payroll (number) | Total, all establishments (\$1,000) | Establishments with payroll (\$1,000) | | | | |
| MUSKEGON | | | | | | | | | |
| | RETAIL TRADE, TOTAL | 526 | 422 | 87 024 | 84 682 | 9 664 | 200 129 | 3 165 | 506 |
| | LUMBER, BUILDING MATERIALS, HARDWARE, FARM EQUIPMENT DEALERS | | | | | | | | |
| 52 | TOTAL | 24 | 18 | 2 749 | 2 583 | 366 | 6 753 | 88 | 22 |
| 521 | LUMBER AND OTHER BUILDING MATERIALS DEALERS | 9 | 7 | 1 413 | 1 385 | 183 | 3 257 | 38 | 3 |
| 522-524 | HEATING, PLUMBING, PAINT, ELECTRICAL STORES | 3 | 3 | (0) | (0) | (0) | (0) | (0) | (0) |
| 5251 | HARDWARE STORES | 10 | 6 | 626 | 488 | 85 | 1 557 | 26 | 14 |
| 5252 | FARM EQUIPMENT DEALERS | 2 | 2 | (0) | (0) | (0) | (0) | (0) | (0) |
| | GENERAL MERCHANDISE GROUP STORES* | | | | | | | | |
| 53 PART* | TOTAL | 18 | 18 | 16 732 | 16 732 | 2 359 | 45 036 | 749 | 10 |
| 531 | DEPARTMENT STORES | 6 | 6 | (0) | (0) | (0) | (0) | (0) | (0) |
| 533 | LIMITED PRICE VARIETY STORES | 7 | 7 | 1 258 | 1 258 | 241 | 4 461 | 109 | 4 |
| 539 | MISCELLANEOUS GENERAL MERCHANDISE STORES | 5 | 5 | (0) | (0) | (0) | (0) | (0) | (0) |
| | FOOD STORES | | | | | | | | |
| 54 | TOTAL | 77 | 67 | 19 924 | 19 646 | 1 337 | 33 902 | 550 | 83 |
| 541 | GROCERY STORES, INCLUDING DELICATESSENS | 62 | 56 | 19 223 | 19 113 | 1 253 | 31 842 | 508 | 63 |
| 542 | MEAT MARKETS, FISH (SEAFOOD) MARKETS | 3 | 3 | 224 | 224 | 20 | 846 | 11 | 3 |
| 543 | FRUIT STORES, VEGETABLE MARKETS | - | - | - | - | - | - | - | - |
| 544 | CANDY, NUT, CONFECTIONERY STORES | 1 | 1 | (0) | (0) | (0) | (0) | (0) | (0) |
| 545-549 | OTHER FOOD STORES | 11 | 7 | (0) | (0) | (0) | (0) | (0) | (0) |
| | AUTOMOTIVE DEALERS | | | | | | | | |
| 55 EX.554 | TOTAL | 45 | 31 | 14 380 | 13 522 | 1 280 | 27 596 | 258 | 40 |
| | GASOLINE SERVICE STATIONS | | | | | | | | |
| 55PT(554) | TOTAL | 73 | 65 | 6 359 | 6 269 | 582 | 11 405 | 239 | 67 |
| | APPAREL, ACCESSORY STORES | | | | | | | | |
| 56 | TOTAL | 47 | 41 | 7 526 | 7 254 | 788 | 14 606 | 261 | 35 |
| 561,567 | MEN'S, BOYS' APPAREL STORES, CUSTOM TAILORS | 7 | 5 | 1 165 | 1 141 | 153 | 2 139 | 35 | 6 |
| 562-3,568 | WOMEN'S CLOTHING, SPECIALTY STORES | 15 | 15 | 3 362 | 3 362 | 287 | 5 489 | 117 | 9 |
| 562 | WOMEN'S READY-TO-WEAR STORES | 10 | 10 | 3 087 | 3 087 | 244 | 4 661 | 101 | 8 |
| 563,568 | WOMEN'S ACCESSORY, SPECIALTY STORES, FURRIERS | 5 | 5 | 275 | 275 | 43 | 828 | 16 | 1 |
| 565 | FAMILY CLOTHING STORES | 7 | 3 | (0) | (0) | (0) | (0) | (0) | (0) |
| 566 | SHOE STORES | 15 | 15 | 1 207 | 1 207 | 181 | 3 299 | 53 | 4 |
| 564,569 | OTHER APPAREL, ACCESSORY STORES | 3 | 3 | (0) | (0) | (0) | (0) | (0) | (0) |
| | FURNITURE, HOME FURNISHINGS, EQUIPMENT STORES | | | | | | | | |
| 57 | TOTAL | 39 | 33 | 4 926 | 4 888 | 822 | 17 114 | 189 | 32 |
| 571 | FURNITURE, HOME FURNISHINGS STORES | 17 | 13 | 2 332 | 2 312 | 425 | 9 412 | 95 | 14 |
| 572,573 | HOUSEHOLD APPLIANCE, RADIO, TELEVISION, MUSIC STORES | 22 | 20 | 2 594 | 2 576 | 397 | 7 702 | 94 | 18 |
| | EATING, DRINKING PLACES | | | | | | | | |
| 58 | TOTAL | 85 | 77 | 4 398 | 4 278 | 933 | 20 042 | 479 | 92 |
| 5812 | EATING PLACES | 59 | 53 | 3 111 | 3 017 | 741 | 15 650 | 383 | 64 |
| 5813 | DRINKING PLACES (ALCOHOLIC BEVERAGES) | 26 | 24 | 1 287 | 1 261 | 192 | 4 392 | 96 | 28 |
| | DRUG STORES, PROPRIETARY STORES | | | | | | | | |
| 59PT(591) | TOTAL | 20 | 18 | 3 206 | 3 174 | 392 | 7 165 | 128 | 21 |
| 591 | DRUG STORES | 19 | 17 | (0) | (0) | (0) | (0) | (0) | (0) |
| (| PROPRIETARY STORES | 1 | 1 | (0) | (0) | (0) | (0) | (0) | (0) |
| | OTHER RETAIL STORES | | | | | | | | |
| 59 EX.591 | TOTAL | 73 | 51 | 4 508 | (0) | (0) | (0) | (0) | (0) |
| 592 | LIQUOR STORES | 6 | 6 | 579 | 579 | 32 | 544 | 10 | 8 |
| 593 | ANTIQUARIAN STORES, SECONDHAND STORES | 4 | 4 | 198 | 198 | 41 | 706 | 14 | 2 |
| 594 | BOOK, STATIONERY STORES | - | - | - | - | - | - | - | - |
| 595 | SPORTING GOODS STORES, BICYCLE SHOPS | 6 | 6 | 559 | 559 | 53 | 886 | 17 | 8 |
| 596 | FARM, GARDEN SUPPLY STORES, INCLUDING FEE STORES | 1 | 1 | (0) | (0) | (0) | (0) | (0) | (0) |
| 597 | JEWELRY STORES | 13 | 7 | 1 386 | (0) | (0) | (0) | (0) | (0) |
| 598 | FUEL, ICE DEALERS | 6 | 4 | 260 | 228 | 19 | 415 | 8 | 6 |
| 599 | OTHER STORES | 37 | 23 | (0) | 1 357 | 259 | 5 352 | 75 | 42 |
| | NONSTORE RETAILERS* | | | | | | | | |
| 53 PART* | TOTAL | 25 | 3 | 2 316 | (0) | (0) | (0) | (0) | (0) |

Standard Notes: - Represents zero. (D) Withheld to avoid disclosure. (NA) Not available. (X) Not applicable.
 *Nonstore retailers, part of SIC major group 53, are shown separately in this table.

TABLE 6. Cities With 500 Establishments or More: 1963-Continued

| SIC code | City and kind of business | Establishments | | Sales | | Payroll, entire year (\$1,000) | Payroll, workweek ended nearest Nov. 15 (dollars) | Paid employees, workweek ended nearest Nov. 15 (number) | Active proprietors of unincorporated businesses (number) |
|----------------|--|----------------|-----------------------|-------------------------------------|---------------------------------------|--------------------------------|---|---|--|
| | | Total (number) | With payroll (number) | Total, all establishments (\$1,000) | Establishments with payroll (\$1,000) | | | | |
| PONTIAC | | | | | | | | | |
| | RETAIL TRADE, TOTAL | r 716 | r 552 | r 165 542 | r 161 102 | r 17 395 | r 351 133 | r 4 632 | r 675 |
| | LUMBER, BUILDING MATERIALS, HARDWARE, FARM EQUIPMENT DEALERS | | | | | | | | |
| | TOTAL | 46 | 32 | r 4 952 | r 4 723 | r 717 | r 14 376 | r 143 | r 37 |
| S2 | LUMBER AND OTHER BUILDING MATERIALS DEALERS | 13 | 11 | r 2 739 | r 2 733 | r 410 | r 7 553 | r 74 | r 3 |
| S21 | HEATING, PLUMBING, PAINT, ELECTRICAL STORES | 13 | 11 | r 793 | r 782 | r 138 | r 3 679 | r 33 | r 10 |
| S22-S24 | HARDWARE STORES | r 17 | r 9 | (D) | (D) | (D) | (D) | (D) | (D) |
| S251 | HARDWARE STORES | r 17 | r 9 | (D) | (D) | (D) | (D) | (D) | (D) |
| S252 | FARM EQUIPMENT DEALERS | 1 | 1 | (D) | (D) | (D) | (D) | (D) | (D) |
| | GENERAL MERCHANDISE GROUP STORES* | | | | | | | | |
| | TOTAL | r 18 | r 13 | r 25 959 | r 25 959 | r 3 163 | r 61 026 | r 1 036 | 7 |
| S3 PART* | DEPARTMENT STORES | 6 | 6 | r 22 313 | r 22 313 | r 2 600 | r 50 973 | r 306 | - |
| S31 | LIMITED PRICE VARIETY STORES | 5 | 5 | (D) | (D) | (D) | (D) | (D) | (D) |
| S33 | LIMITED PRICE VARIETY STORES | r 7 | r 7 | (D) | (D) | (D) | (D) | (D) | (D) |
| S39 | MISCELLANEOUS GENERAL MERCHANDISE STORES | | | (D) | (D) | (D) | (D) | (D) | (D) |
| | FOOD STORES | | | | | | | | |
| | TOTAL | r 120 | r 74 | r 32 999 | r 31 627 | r 2 217 | r 44 327 | r 664 | r 125 |
| S4 | GROCERY STORES, INCLUDING DELICATESSENS | r 102 | r 60 | r 31 014 | r 29 726 | r 1 399 | r 33 430 | r 575 | r 112 |
| S41 | MEAT MARKETS, FISH (SEAFOOD) MARKETS | r 2 | r 2 | (D) | (D) | (D) | (D) | (D) | (D) |
| S42 | MEAT MARKETS, FISH (SEAFOOD) MARKETS | - | - | - | - | - | - | - | - |
| S43 | FRUIT STORES, VEGETABLE MARKETS | - | - | - | - | - | - | - | - |
| S44 | FRUIT STORES, VEGETABLE MARKETS | - | - | - | - | - | - | - | - |
| S4S-S49 | CANDY, NUT, CONFECTIONERY STORES | r 16 | r 12 | (D) | (D) | (D) | (D) | (D) | (D) |
| | OTHER FOOD STORES | | | (D) | (D) | (D) | (D) | (D) | (D) |
| | AUTOMOTIVE DEALERS | | | | | | | | |
| | TOTAL | r 70 | r 44 | r 49 724 | r 43 404 | r 3 936 | r 83 552 | r 620 | r 51 |
| SS EX-S54 | GASOLINE SERVICE STATIONS | | | | | | | | |
| | TOTAL | r 96 | r 34 | r 9 133 | r 8 915 | r 765 | r 15 926 | r 241 | r 102 |
| SSPT(S54) | APPAREL, ACCESSORY STORES | | | | | | | | |
| | TOTAL | r 39 | r 35 | r 9 059 | r 8 949 | r 1 266 | r 24 866 | r 423 | r 23 |
| S6 | MEN'S, BOYS' APPAREL STORES, CUSTOM TAILORS | 9 | 9 | r 1 934 | r 1 934 | 215 | r 3 957 | r 70 | 3 |
| S61-S67 | WOMEN'S CLOTHING, SPECIALTY STORES | r 10 | r 10 | r 4 333 | r 4 333 | r 636 | r 12 570 | r 224 | 1 |
| S62-3,568 | WOMEN'S READY-TO-WEAR STORES | 7 | 7 | (D) | (D) | (D) | (D) | (D) | (D) |
| S62 | WOMEN'S READY-TO-WEAR STORES | 7 | 7 | (D) | (D) | (D) | (D) | (D) | (D) |
| S63-S68 | WOMEN'S ACCESSORY, SPECIALTY STORES, FURRIERS | r 3 | r 3 | (D) | (D) | (D) | (D) | (D) | (D) |
| S63 | WOMEN'S ACCESSORY, SPECIALTY STORES, FURRIERS | 5 | 3 | (D) | (D) | (D) | (D) | (D) | (D) |
| S65 | FAMILY CLOTHING STORES | 5 | 3 | (D) | (D) | (D) | (D) | (D) | (D) |
| S66 | SHOE STORES | r 14 | 12 | r 1 527 | 1 441 | 203 | 3 952 | 49 | r 10 |
| S64-S69 | OTHER APPAREL, ACCESSORY STORES | 1 | 1 | (D) | (D) | (D) | (D) | (D) | (D) |
| | FURNITURE, HOME FURNISHINGS, EQUIPMENT STORES | | | | | | | | |
| | TOTAL | r 54 | r 44 | r 8 074 | r 7 773 | r 1 349 | r 26 002 | r 260 | r 47 |
| S7 | FURNITURE, HOME FURNISHINGS STORES | r 24 | r 13 | r 3 713 | r 3 669 | r 622 | r 12 123 | r 117 | r 23 |
| S71 | FURNITURE, HOME FURNISHINGS STORES | 30 | 26 | r 4 361 | r 4 109 | r 727 | r 13 879 | r 143 | r 24 |
| S72-S73 | HOUSEHOLD APPLIANCE, RADIO, TELEVISION, MUSIC STORES | | | | | | | | |
| | EATING, DRINKING PLACES | | | | | | | | |
| | TOTAL | r 126 | r 116 | r 9 115 | r 8 977 | r 1 919 | r 40 203 | r 711 | r 147 |
| S8 | EATING PLACES | r 36 | r 33 | r 6 570 | r 6 490 | r 1 521 | r 31 396 | r 542 | r 95 |
| S812 | EATING PLACES | r 40 | r 38 | r 2 545 | r 2 497 | r 393 | r 8 312 | r 169 | r 52 |
| S813 | DRINKING PLACES (ALCOHOLIC BEVERAGES) | | | | | | | | |
| | DRUG STORES, PROPRIETARY STORES | | | | | | | | |
| | TOTAL | r 24 | r 24 | r 5 313 | r 5 343 | r 602 | r 10 978 | r 162 | 24 |
| S9PT(S91) | DRUG STORES | r 24 | r 24 | r 5 343 | r 5 343 | r 602 | r 10 978 | r 162 | 24 |
| S91 | PROPRIETARY STORES | - | - | - | - | - | - | - | - |
| | OTHER RETAIL STORES | | | | | | | | |
| | TOTAL | r 39 | r 69 | r 3 471 | r 3 205 | r 1 239 | r 25 050 | r 310 | r 32 |
| S9 EX-S91 | LIQUOR STORES | 9 | 9 | r 961 | r 961 | r 63 | r 1 290 | r 26 | r 12 |
| S92 | LIQUOR STORES | 13 | 12 | r 759 | r 704 | r 102 | r 2 101 | r 32 | r 15 |
| S93 | ANTIQUA STORES, SECONDHAND STORES | r 2 | r 2 | (D) | (D) | (D) | (D) | (D) | (D) |
| S94 | BOOK, STATIONERY STORES | 6 | 4 | 436 | 430 | 43 | 1 129 | 16 | 6 |
| S95 | SPORTING GOODS STORES, BICYCLE SHOPS | 3 | 1 | 151 | (D) | (D) | (D) | (D) | (D) |
| S96 | FARM, GARDEN SUPPLY STORES, INCLUDING FEED STORES | r 8 | r 8 | (D) | (D) | (D) | (D) | (D) | (D) |
| S97 | JEWELRY STORES | 11 | 7 | r 2 440 | r 2 396 | r 263 | r 5 331 | r 47 | 3 |
| S98 | FUEL, ICE DEALERS | r 32 | r 26 | r 1 735 | r 1 645 | r 290 | r 5 897 | r 93 | r 31 |
| S99 | OTHER STORES | | | | | | | | |
| | NONSTORE RETAILERS* | | | | | | | | |
| | TOTAL | r 34 | r 2 | r 2 658 | r 2 202 | r 217 | r 4 824 | r 57 | r 30 |

Standard Notes: - Represents zero. (D) Withheld to avoid disclosure. (NA) Not available. (X) Not applicable. r Revised.
 *Nonstore retailers, part of SIC major group 53, are shown separately in this table.

TABLE 6. Cities With 500 Establishments or More: 1963-Continued

| SIC code | City and kind of business | Establishments | | Sales | | Payroll, entire year (\$1,000) | Payroll, workweek ended nearest Nov. 15 (dollars) | Paid employees, workweek ended nearest Nov. 15 (number) | Active proprietors of unincorporated businesses (number) |
|-----------|--|----------------|-----------------------|-------------------------------------|---------------------------------------|--------------------------------|---|---|--|
| | | Total (number) | With payroll (number) | Total, all establishments (\$1,000) | Establishments with payroll (\$1,000) | | | | |
| | <u>ROYAL DAK</u> | | | | | | | | |
| | RETAIL TRADE, TOTAL | 590 | 470 | 140 250 | 136 602 | 16 038 | 313 153 | 4 064 | 490 |
| | LUMBER, BUILDING MATERIALS, HARWARE, FARM EQUIPMENT DEALERS | | | | | | | | |
| | TOTAL | 32 | 24 | 4 893 | 4 663 | 1 078 | 20 980 | 181 | 25 |
| 52 | LUMBER AND OTHER BUILDING MATERIALS DEALERS | 10 | 8 | 2 024 | 2 012 | 700 | 13 752 | 92 | 7 |
| 522-524 | HEATING, PLUMBING, PAINT, ELECTRICAL STORES | 13 | 7 | (D) | (D) | (D) | (D) | (D) | (D) |
| 5251 | HARWARE STORES | 8 | 8 | 1 727 | 1 727 | 236 | 4 597 | 63 | 5 |
| 5252 | FARM EQUIPMENT DEALERS | 1 | 1 | (D) | (D) | (D) | (D) | (D) | (D) |
| | GENERAL MERCHANDISE GROUP STORES* | | | | | | | | |
| | TOTAL | 12 | 12 | 10 910 | 10 910 | 1 424 | 27 301 | 563 | 4 |
| 53 PART* | DEPARTMENT STORES | 2 | 2 | (D) | (D) | (D) | (D) | (D) | (D) |
| 531 | LIMITED PRICE VARIETY STORES | 6 | 6 | 3 429 | 3 429 | 481 | 8 769 | 229 | 1 |
| 533 | MISCELLANEOUS GENERAL MERCHANDISE STORES | 4 | 4 | (D) | (D) | (D) | (D) | (D) | (D) |
| 539 | | | | | | | | | |
| | FOOD STORES | | | | | | | | |
| | TOTAL | 78 | 68 | 26 203 | 25 787 | 1 984 | 37 288 | 554 | 62 |
| 54 | GROCERY STORES, INCLUDING DELICATESSENS | 46 | 40 | 23 549 | 23 197 | 1 606 | 30 423 | 433 | 45 |
| 541 | MEAT MARKETS, FISH (SEAFOOD) MARKETS | 2 | 2 | (D) | (D) | (D) | (D) | (D) | (D) |
| 542 | FRUIT STORES, VEGETABLE MARKETS | - | - | - | - | - | - | - | - |
| 543 | CANOEY, NUT, CONFECTIONERY STORES | 5 | 5 | (D) | (D) | (D) | (D) | (D) | (D) |
| 544 | OTHER FOOD STORES | 25 | 21 | 1 967 | 1 903 | 290 | 5 235 | 92 | 12 |
| 545-549 | | | | | | | | | |
| | AUTDMOTIVE DEALERS | | | | | | | | |
| | TOTAL | 32 | 28 | 43 777 | 43 743 | 3 872 | 75 327 | 511 | 18 |
| 55 EX.554 | | | | | | | | | |
| | GASOLINE SERVICE STATIONS | | | | | | | | |
| | TOTAL | 81 | 73 | 10 526 | 9 978 | 1 084 | 23 125 | 324 | 78 |
| 55PT(554) | | | | | | | | | |
| | APPAREL, ACCESSORY STORES | | | | | | | | |
| | TOTAL | 46 | 44 | 6 873 | 6 849 | 941 | 17 521 | 281 | 23 |
| 56 | MEN'S, BOYS' APPAREL STORES, CUSTOM TAILORS | 12 | 10 | 1 677 | 1 653 | 204 | 3 893 | 43 | 15 |
| 561,567 | WOMEN'S CLOTHING, SPECIALTY STORES | 18 | 18 | 3 399 | 3 399 | 466 | 9 000 | 165 | 2 |
| 562-3,568 | WOMEN'S READY-TO-WEAR STORES | 11 | 11 | 3 198 | 3 198 | 432 | 8 339 | 151 | - |
| 562 | WOMEN'S ACCESSORY, SPECIALTY STORES, FURRIERS | 7 | 7 | 201 | 201 | 34 | 661 | 14 | 2 |
| 563,568 | FAMILY CLOTHING STORES | 1 | 1 | (D) | (D) | (D) | (D) | (D) | (D) |
| 565 | SHOE STORES | 13 | 13 | 1 538 | 1 538 | 230 | 3 956 | 57 | 3 |
| 566 | OTHER APPAREL, ACCESSORY STORES | 2 | 2 | (D) | (D) | (D) | (D) | (D) | (D) |
| 564,569 | | | | | | | | | |
| | FURNITURE, HOME FURNISHINGS, EQUIPMENT STORES | | | | | | | | |
| | TOTAL | 60 | 48 | 11 210 | 11 086 | 1 668 | 33 065 | 310 | 35 |
| 57 | FURNITURE, HOME FURNISHINGS STORES | 36 | 28 | 8 353 | 8 295 | 1 291 | 25 100 | 229 | 19 |
| 571 | HOUSEHOLD APPLIANCE, RADIO, TELEVISION, MUSIC STORES | 24 | 20 | 2 857 | 2 791 | 377 | 7 965 | 81 | 16 |
| 572,573 | | | | | | | | | |
| | EATING, DRINKING PLACES | | | | | | | | |
| | TOTAL | 86 | 82 | 8 369 | 8 269 | 2 064 | 41 829 | 842 | 94 |
| 58 | EATING PLACES | 68 | 64 | 7 060 | 6 960 | 1 788 | 36 381 | 759 | 66 |
| 5812 | DRINKING PLACES (ALCOHOLIC BEVERAGES) | 18 | 18 | 1 309 | 1 309 | 276 | 5 448 | 83 | 28 |
| 5813 | | | | | | | | | |
| | DRUG STORES, PROPRIETARY STORES | | | | | | | | |
| | TOTAL | 19 | 19 | 6 574 | 6 574 | 798 | 15 992 | 239 | 10 |
| 59PT(591) | DRUG STORES | 19 | 19 | 6 574 | 6 574 | 798 | 15 992 | 239 | 10 |
| 591 | PROPRIETARY STORES | - | - | - | - | - | - | - | - |
| | OTHER RETAIL STORES | | | | | | | | |
| | TOTAL | 87 | 63 | 8 620 | 7 768 | 974 | 18 215 | 226 | 86 |
| 59 EX.591 | | | | | | | | | |
| | LIQUOR STORES | 11 | 9 | 1 729 | 1 567 | 67 | 1 354 | 19 | 17 |
| 592 | ANTIQUA STORES, SECONOHANO STORES | 12 | 8 | 216 | 138 | 21 | 483 | 9 | 12 |
| 593 | BOOK, STATIONERY STORES | 3 | 3 | 192 | 192 | 16 | 398 | 8 | 3 |
| 594 | SPORTING GOODS STORES, BICYCLE SHOPS | 12 | 8 | 1 597 | 1 353 | 167 | 2 922 | 35 | 10 |
| 595 | FARM, GARDEN SUPPLY STORES, INCLUDING FEEO STORES | 5 | 5 | 973 | 973 | 168 | 2 637 | 22 | 14 |
| 596 | JEWELRY STORES | 8 | 6 | 1 107 | 1 089 | 186 | 3 784 | 45 | 3 |
| 597 | FUEL, ICE DEALERS | 3 | 3 | 1 099 | 1 099 | 96 | 2 048 | 18 | 2 |
| 598 | OTHER STORES | 33 | 21 | 1 707 | 1 357 | 253 | 4 589 | 70 | 35 |
| 599 | | | | | | | | | |
| | NONSTORE RETAILERS* | | | | | | | | |
| | TOTAL | 57 | 9 | 2 295 | 975 | 151 | 2 510 | 33 | 55 |
| 53 PART* | | | | | | | | | |

Standard Notes: - Represents zero. (D) Withheld to avoid disclosure. (NA) Not available. (X) Not applicable. Revised
 *Nonstore retailers, part of SIC major group 53, are shown separately in this table.

TABLE 6. Cities With 500 Establishments or More: 1963-Continued

| SIC code | City and kind of business | Establishments | | Sales | | Payroll, entire year (\$1,000) | Payroll, workweek ended nearest Nov. 15 (dollars) | Paid employees, workweek ended nearest Nov. 15 (number) | Active proprietors of unincorporated businesses (number) |
|-----------|--|----------------|-----------------------|-------------------------------------|---------------------------------------|--------------------------------|---|---|--|
| | | Total (number) | With payroll (number) | Total, all establishments (\$1,000) | Establishments with payroll (\$1,000) | | | | |
| | <u>SAGINAW</u> | | | | | | | | |
| | RETAIL TRADE, TOTAL | 909 | 713 | 155 040 | 150 590 | 17 810 | 354 513 | 5 359 | 872 |
| | LUMBER, BUILDING MATERIALS, HARDWARE, FARM EQUIPMENT DEALERS | | | | | | | | |
| | TOTAL | 43 | 35 | 7 517 | 7 237 | 940 | 18 408 | 201 | 36 |
| 52 | LUMBER AND OTHER BUILDING MATERIALS DEALERS | 19 | 17 | 5 334 | 5 314 | 649 | 13 270 | 124 | 8 |
| 522-524 | HEATING, PLUMBING, PAINT, ELECTRICAL STORES | 6 | 6 | (D) | (D) | (D) | (D) | (D) | (D) |
| 5251 | HARDWARE STORES | 18 | 12 | (D) | (D) | (D) | (D) | (D) | (D) |
| 5252 | FARM EQUIPMENT DEALERS | - | - | - | - | - | - | - | - |
| | GENERAL MERCHANDISE GROUP STORES* | | | | | | | | |
| | TOTAL | 25 | 21 | 20 108 | 20 010 | 3 019 | 56 851 | 984 | 12 |
| 53 PART* | DEPARTMENT STORES | 6 | 6 | 17 241 | 17 241 | 2 501 | 48 202 | 784 | - |
| 533 | LIMITED PRICE VARIETY STORES | 7 | 7 | 1 932 | 1 912 | 354 | 6 250 | 152 | 5 |
| 539 | MISCELLANEOUS GENERAL MERCHANDISE STORES | 12 | 8 | 935 | 857 | 164 | 2 399 | 48 | 7 |
| | FOOD STORES | | | | | | | | |
| | TOTAL | 169 | 119 | 30 485 | 28 839 | 2 369 | 43 179 | 731 | 183 |
| 54 | GROCERY STORES, INCLUDING DELICATESSENS | 140 | 92 | 28 280 | 26 652 | 2 022 | 36 701 | 602 | 153 |
| 542 | MEAT MARKETS, FISH (SEAFOOD) MARKETS | 8 | 8 | 1 140 | 1 140 | 127 | 2 397 | 39 | 7 |
| 543 | FRUIT STORES, VEGETABLE MARKETS | 1 | 1 | (D) | (D) | (D) | (D) | (D) | (D) |
| 544 | CANDY, NUT, CONFECTIONERY STORES | 5 | 3 | 49 | (D) | (D) | (D) | (D) | (D) |
| 545-549 | OTHER FOOD STORES | 15 | 15 | (D) | 956 | 214 | 3 923 | 84 | 18 |
| | AUTOMOTIVE DEALERS | | | | | | | | |
| | TOTAL | 41 | 29 | 36 217 | 36 015 | 3 077 | 67 153 | 602 | 30 |
| | GASOLINE SERVICE STATIONS | | | | | | | | |
| | TOTAL | 119 | 105 | 10 821 | 10 211 | 1 065 | 21 341 | 343 | 116 |
| | APPAREL, ACCESSORY STORES | | | | | | | | |
| | TOTAL | 69 | 59 | 13 595 | 13 403 | 1 945 | 38 685 | 639 | 43 |
| 56 | MEN'S, BOYS' APPAREL STORES, CUSTOM TAILORS | 17 | 11 | (D) | (D) | (D) | (D) | (D) | (D) |
| 561,567 | WOMEN'S CLOTHING, SPECIALTY STORES | 31 | 29 | 7 954 | 7 902 | 1 083 | 22 281 | 406 | 14 |
| 562 | WOMEN'S READY-TO-WEAR STORES | 17 | 17 | (D) | (D) | (D) | (D) | (D) | (D) |
| 563,568 | WOMEN'S ACCESSORY, SPECIALTY STORES, FURRIERS | 14 | 12 | (D) | (D) | (D) | (D) | (D) | (D) |
| 565 | FAMILY CLOTHING STORES | 7 | 5 | 2 099 | (D) | (D) | (D) | (D) | (D) |
| 566 | SHOE STORES | 12 | 12 | 1 710 | 1 710 | 259 | 4 724 | 68 | 6 |
| 564,569 | OTHER APPAREL, ACCESSORY STORES | 2 | 2 | (D) | (D) | (D) | (D) | (D) | (D) |
| | FURNITURE, HOME FURNISHINGS, EQUIPMENT STORES | | | | | | | | |
| | TOTAL | 72 | 52 | 9 127 | 8 769 | 1 416 | 27 468 | 357 | 64 |
| 57 | FURNITURE, HOME FURNISHINGS STORES | 39 | 27 | 4 555 | 4 325 | 696 | 13 373 | 152 | 36 |
| 571 | HOUSEHOLD APPLIANCE, RADIO, TELEVISION, MUSIC STORES | 33 | 25 | 4 572 | 4 444 | 720 | 14 095 | 205 | 28 |
| | EATING, DRINKING PLACES | | | | | | | | |
| | TOTAL | 173 | 159 | 8 919 | 8 811 | 1 899 | 38 938 | 873 | 194 |
| 58 | EATING PLACES | 95 | 83 | 5 095 | 5 013 | 1 313 | 26 230 | 608 | 105 |
| 5812 | DRINKING PLACES (ALCOHOLIC BEVERAGES) | 78 | 76 | 3 824 | 3 798 | 586 | 12 708 | 265 | 89 |
| | DRUG STORES, PROPRIETARY STORES | | | | | | | | |
| | TOTAL | 39 | 39 | 5 983 | 5 983 | 695 | 13 703 | 231 | 41 |
| 59PT(591) | DRUG STORES | 39 | 39 | 5 983 | 5 983 | 695 | 13 703 | 231 | 41 |
| 591 | PROPRIETARY STORES | - | - | - | - | - | - | - | - |
| | OTHER RETAIL STORES | | | | | | | | |
| | TOTAL | 105 | 83 | 9 535 | 9 145 | 1 144 | 22 946 | 343 | 100 |
| 59 EX.591 | LIQUOR STORES | 11 | 7 | 1 344 | 1 090 | 36 | 524 | 16 | 14 |
| 592 | ANTIQUA STORES, SECONDHAND STORES | 14 | 12 | 366 | 348 | 57 | 1 293 | 26 | 10 |
| 593 | BOOK, STATIONERY STORES | 4 | 4 | (D) | (D) | (D) | (D) | (D) | (D) |
| 594 | SPORTING GOODS STORES, BICYCLE SHOPS | 8 | 6 | (D) | (D) | (D) | (D) | (D) | (D) |
| 595 | FARM, GARDEN SUPPLY STORES, INCLUDING FEED STORES | 3 | 3 | 826 | 826 | 77 | 1 453 | 14 | - |
| 596 | JEWELRY STORES | 12 | 8 | (D) | (D) | (D) | (D) | (D) | (D) |
| 597 | FUEL, ICE DEALERS | 7 | 7 | 2 341 | 2 341 | 221 | 3 941 | 39 | 5 |
| 598 | OTHER STORES | 46 | 36 | 2 475 | 2 397 | 477 | 8 524 | 128 | 43 |
| | NONSTORE RETAILERS* | | | | | | | | |
| | TOTAL | 54 | 12 | 2 733 | 2 167 | 241 | 5 841 | 55 | 53 |

Standard Notes: - Represents zero. (D) Withheld to avoid disclosure. (NA) Not available. (X) Not applicable.
 *Nonstore retailers, part of SIC major group 53, are shown separately in this table.

TABLE 6. Cities With 500 Establishments or More: 1963-Continued

| SIC code | City and kind of business | Establishments | | Sales | | Payroll, entire year (\$1,000) | Payroll, workweek ended nearest Nov. 15 (dollars) | Paid employees, workweek ended nearest Nov. 15 (number) | Active proprietors of unincorporated businesses (number) |
|-----------|--|----------------|-----------------------|-------------------------------------|---------------------------------------|--------------------------------|---|---|--|
| | | Total (number) | With payroll (number) | Total, all establishments (\$1,000) | Establishments with payroll (\$1,000) | | | | |
| | WARREN | | | | | | | | |
| | RETAIL TRADE, TOTAL | 685 | 505 | 128 708 | 123 876 | 12 765 | 269 966 | 3 914 | 661 |
| | LUMBER, BUILDING MATERIALS, HARWARE, FARM EQUIPMENT DEALERS | | | | | | | | |
| | TOTAL | 40 | 32 | 9 968 | 9 914 | 1 131 | 23 647 | 182 | 37 |
| 521 | LUMBER AND OTHER BUILDING MATERIALS DEALERS | 16 | 14 | 6 804 | 6 790 | 756 | 15 527 | 103 | 14 |
| 522-524 | HEATING, PLUMBING, PAINT, ELECTRICAL STORES | 8 | 6 | (D) | (D) | (D) | (D) | (D) | (D) |
| 5251 | HARWARE STORES | 15 | 11 | 2 209 | 2 193 | 262 | 5 628 | 55 | 17 |
| 5252 | FARM EQUIPMENT DEALERS | 1 | 1 | (O) | (O) | (D) | (O) | (O) | (O) |
| | GENERAL MERCHANDISE GROUP STORES* | | | | | | | | |
| | TOTAL | 14 | 14 | 19 753 | 19 753 | 1 665 | 33 036 | 671 | 6 |
| 53 PART* | DEPARTMENT STORES | 5 | 5 | 17 367 | 17 367 | 1 330 | 26 265 | 501 | - |
| 533 | LIMITED PRICE VARIETY STORES | 7 | 7 | (D) | (D) | (D) | (D) | (O) | (D) |
| 539 | MISCELLANEOUS GENERAL MERCHANDISE STORES | 2 | 2 | (O) | (D) | (O) | (D) | (O) | (O) |
| | FOOD STORES | | | | | | | | |
| | TOTAL | 106 | 74 | 28 124 | 26 494 | 1 897 | 37 633 | 550 | 88 |
| 54 | GROCERY STORES, INCLUDING DELICATESSENS | 79 | 53 | 26 345 | 24 905 | 1 752 | 34 759 | 498 | 73 |
| 542 | MEAT MARKETS, FISH (SEAFOOD) MARKETS | 4 | 2 | 458 | (O) | (O) | (D) | (O) | (D) |
| 543 | FRUIT STORES, VEGETABLE MARKETS | 5 | 1 | 126 | (D) | (O) | (O) | (O) | (O) |
| 544 | CANDY, NUT, CONFECTIONERY STORES | - | - | - | - | - | - | - | - |
| 545-549 | OTHER FOOD STORES | 18 | 18 | 1 195 | 1 163 | 116 | 2 282 | 43 | 6 |
| | AUTOMOTIVE DEALERS | | | | | | | | |
| | TOTAL | 28 | 24 | 16 707 | 16 615 | 1 355 | 25 088 | 237 | 23 |
| | GASOLINE SERVICE STATIONS | | | | | | | | |
| | TOTAL | 118 | 106 | 12 054 | 11 670 | 964 | 21 080 | 322 | 133 |
| | APPAREL, ACCESSORY STORES | | | | | | | | |
| | TOTAL | 34 | 30 | 6 601 | 6 457 | 610 | 12 863 | 225 | 17 |
| 561,567 | MEN'S, BOYS' APPAREL STORES, CUSTOM TAILORS | 7 | 5 | 1 313 | 1 211 | 129 | 3 809 | 54 | 4 |
| 562-3,568 | WOMEN'S CLOTHING, SPECIALTY STORES | 13 | 13 | 3 921 | 3 921 | 300 | 5 829 | 118 | 5 |
| 562 | WOMEN'S READY-TO-WEAR STORES | 9 | 9 | 3 779 | 3 779 | 275 | 5 308 | 105 | 3 |
| 563,568 | WOMEN'S ACCESSORY, SPECIALTY STORES, FURRIERS | 4 | 4 | 142 | 142 | 25 | 521 | 13 | 2 |
| 565 | FAMILY CLOTHING STORES | 1 | 1 | (D) | (D) | (D) | (D) | (D) | (D) |
| 566 | SHOE STORES | 11 | 9 | 1 108 | 1 066 | 151 | 2 692 | 43 | 6 |
| 564,569 | OTHER APPAREL, ACCESSORY STORES | 2 | 2 | (O) | (O) | (D) | (O) | (O) | (O) |
| | FURNITURE, HOME FURNISHINGS, EQUIPMENT STORES | | | | | | | | |
| | TOTAL | 33 | 23 | 4 169 | 4 045 | 407 | 8 621 | 88 | 28 |
| 571 | FURNITURE, HOME FURNISHINGS STORES | 22 | 18 | 3 113 | 3 089 | 369 | 7 292 | 76 | 18 |
| 572,573 | HOUSEHOLD APPLIANCE, RADIO, TELEVISION, MUSIC STORES | 11 | 5 | 1 056 | 956 | 38 | 1 329 | 12 | 10 |
| | EATING, DRINKING PLACES | | | | | | | | |
| | TOTAL | 139 | 123 | 9 900 | 9 732 | 2 489 | 55 943 | 902 | 154 |
| 5812 | EATING PLACES | 103 | 89 | 7 470 | 7 382 | 2 124 | 48 016 | 778 | 107 |
| 5813 | DRINKING PLACES (ALCOHOLIC BEVERAGES) | 36 | 34 | 2 430 | 2 350 | 365 | 7 927 | 124 | 47 |
| | DRUG STORES, PROPRIETARY STORES | | | | | | | | |
| | TOTAL | 23 | 21 | 6 393 | 6 341 | 555 | 11 764 | 289 | 20 |
| 59PT(591) | DRUG STORES | 21 | 19 | (D) | (D) | (D) | (D) | (D) | (D) |
| 591 | PROPRIETARY STORES | 2 | 2 | (O) | (O) | (D) | (D) | (O) | (O) |
| | OTHER RETAIL STORES | | | | | | | | |
| | TOTAL | 65 | 45 | 6 372 | (D) | (D) | (D) | (D) | (D) |
| 592 | LIQUOR STORES | 11 | 9 | 1 088 | 998 | 41 | 954 | 24 | 15 |
| 593 | ANTIQUA STORES, SECONDHAND STORES | 9 | 5 | 402 | 328 | 53 | 1 036 | 14 | 11 |
| 594 | BOOK, STATIONERY STORES | 2 | 2 | (O) | (D) | (O) | (D) | (D) | (D) |
| 595 | SPORTING GOODS STORES, BICYCLE SHOPS | 7 | 5 | 686 | 626 | 61 | 1 131 | 16 | 8 |
| 596 | FARM, GARDEN SUPPLY STORES, INCLUDING FEED STORES | 2 | 2 | (D) | (O) | (D) | (D) | (D) | (D) |
| 597 | JEWELRY STORES | 6 | 4 | 508 | 502 | 63 | 1 134 | 17 | 5 |
| 598 | FUEL, ICE DEALERS | 7 | 5 | 1 609 | 1 603 | 197 | 3 233 | 45 | 6 |
| 599 | OTHER STORES | 21 | 13 | 1 135 | 955 | 172 | 2 883 | 48 | 19 |
| | NONSTORE RETAILERS* | | | | | | | | |
| | TOTAL | 85 | 13 | 8 667 | (O) | (D) | (D) | (D) | (D) |

Standard Notes: - Represents zero. (D) Withheld to avoid disclosure. (NA) Not available. (X) Not applicable.
 *Nonstore retailers, part of SIC major group 53, are shown separately in this table.

TABLE 7. In-Plant Food Contractors: 1963

| SIC code | Standard metropolitan statistical area and kind of business | Establishments | | Sales | | Payroll, entire year (\$1,000) | Payroll, workweek ended nearest Nov. 15 (dollars) | Paid employees, workweek ended nearest Nov. 15 (number) | Active proprietors of unincorporated businesses (number) |
|--|---|----------------|-----------------------|-------------------------------------|---------------------------------------|--------------------------------|---|---|--|
| | | Total (number) | With payroll (number) | Total, all establishments (\$1,000) | Establishments with payroll (\$1,000) | | | | |
| <u>MICHIGAN</u> | | | | | | | | | |
| 5812 PART | IN-PLANT FOOD CONTRACTORS: TOTAL | 154 | 152 | 22 257 | 22 231 | 7 107 | 145 549 | 2 273 | 95 |
| | RESTAURANTS: LUNCHROOMS. | 41 | 39 | 5 246 | 5 220 | 1 761 | 35 108 | 639 | 32 |
| | CAFETERIAS | 101 | 101 | 16 634 | 16 634 | 5 274 | 108 957 | 1 597 | 48 |
| | REFRESHMENT PLACES | 12 | 12 | 377 | 377 | 72 | 1 484 | 37 | 15 |
| <u>ANN ARBOR SMSA</u> | | | | | | | | | |
| 5812 PART | IN-PLANT FOOD CONTRACTORS: TOTAL | 3 | 3 | 357 | 357 | 163 | 2 055 | 23 | - |
| | RESTAURANTS: LUNCHROOMS. | 1 | 1 | (D) | (D) | (D) | (D) | (D) | (D) |
| | CAFETERIAS | 2 | 2 | (D) | (D) | (D) | (D) | (D) | (D) |
| <u>BAY CITY SMSA</u> | | | | | | | | | |
| 5812 PART | IN-PLANT FOOD CONTRACTORS: TOTAL | 1 | 1 | (D) | (D) | (D) | (D) | (D) | (D) |
| | CAFETERIAS | 1 | 1 | (D) | (D) | (D) | (D) | (D) | (D) |
| <u>DETROIT SMSA</u> | | | | | | | | | |
| 5812 PART | IN-PLANT FOOD CONTRACTORS: TOTAL | 81 | 79 | 14 403 | 14 379 | 4 638 | 95 509 | 1 372 | 44 |
| | RESTAURANTS: LUNCHROOMS. | 23 | 21 | 3 376 | 3 352 | 1 234 | 23 837 | 384 | 13 |
| | CAFETERIAS | 53 | 53 | 10 785 | 10 785 | 3 354 | 70 697 | 966 | 24 |
| | REFRESHMENT PLACES | 5 | 5 | 242 | 242 | 50 | 975 | 22 | 7 |
| <u>FLINT SMSA</u> | | | | | | | | | |
| 5812 PART | IN-PLANT FOOD CONTRACTORS: TOTAL | 8 | 8 | 1 821 | 1 821 | 679 | 14 097 | 200 | 2 |
| | RESTAURANTS: LUNCHROOMS. | 1 | 1 | (D) | (D) | (D) | (D) | (D) | (D) |
| | CAFETERIAS | 7 | 7 | (D) | (D) | (D) | (D) | (D) | (D) |
| <u>GRAND RAPIDS SMSA</u> | | | | | | | | | |
| 5812 PART | IN-PLANT FOOD CONTRACTORS: TOTAL | 4 | 4 | 695 | 695 | 176 | 2 638 | 52 | 4 |
| | RESTAURANTS: LUNCHROOMS. | 1 | 1 | (D) | (D) | (D) | (D) | (D) | (D) |
| | CAFETERIAS | 3 | 3 | (D) | (D) | (D) | (D) | (D) | (D) |
| <u>JACKSON SMSA</u> | | | | | | | | | |
| 5812 PART | IN-PLANT FOOD CONTRACTORS: TOTAL | 4 | 4 | 757 | 757 | 228 | 4 546 | 101 | 3 |
| | RESTAURANTS: LUNCHROOMS. | 1 | 1 | (D) | (D) | (D) | (D) | (D) | (D) |
| | CAFETERIAS | 3 | 3 | (D) | (D) | (D) | (D) | (D) | (D) |
| <u>KALAMAZOO SMSA</u> | | | | | | | | | |
| 5812 PART | IN-PLANT FOOD CONTRACTORS: TOTAL | 3 | 3 | 187 | 185 | 49 | 1 000 | 23 | 3 |
| | RESTAURANTS: LUNCHROOMS. | 1 | 1 | (D) | (D) | (D) | (D) | (D) | (D) |
| | CAFETERIAS | 1 | 1 | (D) | (D) | (D) | (D) | (D) | (D) |
| | REFRESHMENT PLACES | 1 | 1 | (D) | (D) | (D) | (D) | (D) | (D) |
| <u>LANSING SMSA</u> | | | | | | | | | |
| 5812 PART | IN-PLANT FOOD CONTRACTORS: TOTAL | 8 | 8 | 941 | 941 | 279 | 7 720 | 146 | 5 |
| | RESTAURANTS: LUNCHROOMS. | - | - | (D) | (D) | (D) | (D) | (D) | (D) |
| | CAFETERIAS | 5 | 5 | 698 | 698 | 217 | 5 458 | 96 | 2 |
| | REFRESHMENT PLACES | 3 | 3 | (D) | (D) | (D) | (D) | (D) | (D) |
| <u>MUSKEGON-MUSKEGON HEIGHTS: SMSA</u> | | | | | | | | | |
| 5812 PART | IN-PLANT FOOD CONTRACTORS: TOTAL | 5 | 5 | 224 | 224 | 64 | 1 182 | 25 | 4 |
| | CAFETERIAS | 5 | 5 | 224 | 224 | 64 | 1 182 | 25 | 4 |
| <u>SAGINAW SMSA</u> | | | | | | | | | |
| 5812 PART | IN-PLANT FOOD CONTRACTORS: TOTAL | 6 | 6 | 899 | 899 | 253 | 5 054 | 76 | 2 |
| | RESTAURANTS: LUNCHROOMS. | 1 | 1 | (D) | (D) | (D) | (D) | (D) | (D) |
| | CAFETERIAS | 5 | 5 | (D) | (D) | (D) | (D) | (D) | (D) |
| <u>TOLEDO, OHIO-MICH.: SMSA</u> | | | | | | | | | |
| 5812 PART | IN-PLANT FOOD CONTRACTORS: TOTAL | 29 | 29 | 4 086 | 4 086 | 1 094 | 19 524 | 433 | 9 |
| | RESTAURANTS: LUNCHROOMS. | 23 | 23 | 3 700 | 3 700 | 99 | 17 742 | 390 | 5 |
| | CAFETERIAS | 4 | 4 | (D) | (D) | (D) | (D) | (D) | (D) |
| | REFRESHMENT PLACES | 2 | 2 | (D) | (D) | (D) | (D) | (D) | (D) |

Standard Notes: - Represents zero. (D) Withheld to avoid disclosure. (NA) Not available. (X) Not applicable.

TABLE 8. Commissaries, Exchanges, and Eating and Drinking Places Operated for Military Personnel by the U.S. Department of Defense: 1963

[These data were collected by the Department of Defense and are not included in any of the tabulations of the 1963 Census of Business]

| County | Sales | Civilian payroll, entire year | Civilian employees, workweek ended nearest Nov. 15 | Civilian payroll, workweek ended nearest Nov. 15 | Sales | Civilian payroll, entire year | Civilian employees, workweek ended nearest Nov. 15 | Civilian payroll, workweek ended nearest Nov. 15 |
|---------------------------|-----------|-------------------------------|--|--|----------------------------|-------------------------------|--|--|
| | (\$1,000) | (\$1,000) | (number) | (dollars) | (\$1,000) | (\$1,000) | (number) | (dollars) |
| | TDOTAL | | | | CDMMISSARIES | | | |
| MICHIGAN* TOTAL | 17 891 | 1 624 | 521 | 34 511 | 8 710 | 441 | 95 | 8 978 |
| CALHOUN | 698 | 46 | 10 | 985 | 698 | 46 | 10 | 985 |
| CHIPPEWA | 3 542 | 350 | 106 | 8 016 | 1 777 | 113 | 24 | 2 424 |
| IOSCO | 3 120 | 246 | 72 | 4 952 | 1 689 | 67 | 14 | 1 002 |
| MACOMB | 5 445 | 489 | 144 | 10 423 | 2 324 | 125 | 22 | 2 588 |
| MARQUETTE | 4 241 | 348 | 103 | 7 429 | 2 222 | 90 | 25 | 1 979 |
| WAYNE | 845 | 145 | 86 | 2 706 | - | - | - | - |
| | EXCHANGES | | | | EATING AND DRINKING PLACES | | | |
| MICHIGAN* TOTAL | 8 145 | 982 | 322 | 21 342 | 1 036 | 201 | 104 | 4 191 |
| CALHOUN | - | - | - | - | - | - | - | - |
| CHIPPEWA | 1 609 | 209 | 72 | 4 921 | 156 | 28 | 10 | 671 |
| IOSCO | 1 322 | 158 | 51 | 3 476 | 109 | 21 | 7 | 474 |
| MACOMB | 2 703 | 303 | 95 | 6 472 | 418 | 61 | 27 | 1 363 |
| MARQUETTE | 1 864 | 217 | 65 | 4 578 | 155 | 41 | 13 | 872 |
| WAYNE | 647 | 95 | 39 | 1 895 | 198 | 50 | 47 | 811 |

Standard Notes: - Represents zero. (D) Withheld to avoid disclosure. (NA) Not available. (X) Not applicable.

TABLE 10. Standard Metropolitan Statistical Areas: 1958

[Data are based on 1964 SMSA definitions]

| SIC code | Kind of business | Establishments | | Sales | | Establishments | | Sales | |
|-----------|---|-------------------|--------------------------|--|--|--------------------------------|--------------------------|--|--|
| | | Total (number) | With payroll (number) | Total, all establishments (\$1,000) | Establishments with payroll (\$1,000) | Total (number) | With payroll (number) | Total, all establishments (\$1,000) | Establishments with payroll (\$1,000) |
| | | BAY CITY SMSA | | | | DETROIT SMSA | | | |
| | RETAIL TRADE, TOTAL | 1 068 | 765 | 116 335 | 108 803 | 30 742 | 22 118 | 4 448 170 | 4 259 110 |
| S2 | LUMBER, BLOG MATLS, HOWE, FARM EQUIP. DEALERS | 76 | 54 | 10 666 | 10 328 | 1 710 | 1 166 | 222 203 | 211 903 |
| S3 PART* | GENERAL MERCHANDISE GROUP STORES* | 38 | 26 | 11 585 | 11 253 | 768 | 568 | 578 422 | 574 704 |
| S4 | FOOD STORES | 235 | 137 | 32 073 | 29 205 | 6 260 | 3 756 | 1 139 931 | 1 068 669 |
| SS EX.SS4 | AUTOMOTIVE DEALERS | 53 | 45 | 17 367 | 17 159 | 1 202 | 936 | 785 017 | 777 971 |
| SSPT(SS4) | GASOLINE SERVICE STATIONS | 121 | 91 | 8 764 | 7 816 | 3 762 | 3 132 | 322 284 | 304 378 |
| S6 | APPAREL, ACCESSORY STORES | 70 | 56 | 7 341 | 7 049 | 2 095 | 1 859 | 276 054 | 271 668 |
| S7 | FURNITURE, HOME FURNISHINGS, EQUIPMENT STORES | 75 | 55 | 8 453 | 8 125 | 1 747 | 1 325 | 228 866 | 221 742 |
| S8 | EATING, DRINKING PLACES | 213 | 191 | 8 452 | 7 920 | 6 946 | 5 912 | 348 910 | 330 746 |
| S9PT(S91) | DRUG STORES, PROPRIETARY STORES | 30 | 30 | 4 264 | 4 264 | 1 203 | 1 117 | 192 716 | 190 152 |
| S9 EX.S91 | OTHER RETAIL STORES | 119 | 69 | 6 057 | 4 677 | 3 258 | 2 060 | 256 323 | 235 127 |
| S3 PART* | NONSTORE RETAILERS* | 35 | 11 | 1 313 | 1 007 | 1 791 | 287 | 97 444 | 72 050 |
| | | FLINT SMSA | | | | GRAND RAPIDS SMSA | | | |
| | RETAIL TRADE, TOTAL | 3 472 | 2 664 | 460 514 | 444 132 | 4 242 | 3 044 | 531 986 | 507 096 |
| S2 | LUMBER, BLOG MATLS, HOWE, FARM EQUIP. DEALERS | 300 | 214 | 38 868 | 37 238 | 338 | 238 | 43 575 | 41 321 |
| S3 PART* | GENERAL MERCHANDISE GROUP STORES* | 124 | 102 | 41 283 | 40 661 | 134 | 112 | 60 032 | 59 334 |
| S4 | FOOD STORES | 543 | 405 | 116 439 | 112 171 | 794 | 542 | 133 176 | 127 082 |
| SS EX.SS4 | AUTOMOTIVE DEALERS | 253 | 167 | 95 925 | 93 275 | 268 | 188 | 92 799 | 90 347 |
| SSPT(SS4) | GASOLINE SERVICE STATIONS | 482 | 410 | 37 560 | 35 402 | 564 | 444 | 43 324 | 39 672 |
| S6 | APPAREL, ACCESSORY STORES | 230 | 202 | 28 026 | 27 656 | 248 | 218 | 28 534 | 28 066 |
| S7 | FURNITURE, HOME FURNISHINGS, EQUIPMENT STORES | 227 | 183 | 27 140 | 26 384 | 323 | 229 | 30 682 | 28 940 |
| S8 | EATING, DRINKING PLACES | 650 | 576 | 25 657 | 24 797 | 638 | 540 | 28 877 | 27 073 |
| S9PT(S91) | DRUG STORES, PROPRIETARY STORES | 131 | 123 | 18 626 | (0) | 155 | 151 | 22 561 | (0) |
| S9 EX.S91 | OTHER RETAIL STORES | 365 | 245 | 21 793 | 20 271 | 549 | 327 | 39 167 | 35 263 |
| S3 PART* | NONSTORE RETAILERS* | 167 | 37 | 9 197 | (0) | 231 | 55 | 9 259 | (0) |
| | | JACKSON SMSA | | | | KALAMAZOO SMSA | | | |
| | RETAIL TRADE, TOTAL | 1 196 | 874 | 144 238 | 136 848 | 1 374 | 1 074 | 205 426 | 199 282 |
| S2 | LUMBER, BLOG MATLS, HOWE, FARM EQUIP. DEALERS | 104 | 74 | 12 251 | 11 603 | 95 | 75 | 20 041 | 19 613 |
| S3 PART* | GENERAL MERCHANDISE GROUP STORES* | 41 | 35 | 16 943 | 16 877 | 40 | 34 | 21 936 | 21 812 |
| S4 | FOOD STORES | 186 | 130 | 35 690 | 33 808 | 208 | 162 | 53 551 | 51 729 |
| SS EX.SS4 | AUTOMOTIVE DEALERS | 85 | 57 | 24 368 | 23 096 | 71 | 53 | 32 595 | 32 079 |
| SSPT(SS4) | GASOLINE SERVICE STATIONS | 158 | 132 | 11 867 | 11 047 | 220 | 194 | 16 495 | 15 753 |
| S6 | APPAREL, ACCESSORY STORES | 54 | 46 | 7 904 | 7 810 | 88 | 86 | 10 933 | (0) |
| S7 | FURNITURE, HOME FURNISHINGS, EQUIPMENT STORES | 69 | 51 | 6 618 | 6 158 | 112 | 82 | 13 024 | 12 716 |
| S8 | EATING, DRINKING PLACES | 230 | 200 | 9 767 | 9 217 | 239 | 207 | 10 084 | 9 754 |
| S9PT(S91) | DRUG STORES, PROPRIETARY STORES | 39 | 35 | 5 985 | 5 699 | 51 | 49 | 8 557 | (0) |
| S9 EX.S91 | OTHER RETAIL STORES | 166 | 100 | 9 915 | 9 097 | 167 | 113 | 14 538 | 13 464 |
| S3 PART* | NONSTORE RETAILERS* | 64 | 14 | 2 930 | 2 436 | 83 | 19 | 3 672 | 3 048 |
| | | LANSING SMSA | | | | MUSKEGON-MUSKEGON HEIGHTS SMSA | | | |
| | RETAIL TRADE, TOTAL | 2 628 | 1 950 | 363 408 | 350 172 | 1 307 | 985 | 156 092 | 149 330 |
| S2 | LUMBER, BLOG MATLS, HOWE, FARM EQUIP. DEALERS | 239 | 187 | 31 107 | 30 041 | 89 | 67 | 11 747 | 11 441 |
| S3 PART* | GENERAL MERCHANDISE GROUP STORES* | 95 | 67 | 42 158 | 41 332 | 49 | 33 | 18 367 | 17 925 |
| S4 | FOOD STORES | 426 | 310 | 84 071 | 80 441 | 247 | 183 | 44 182 | 42 364 |
| SS EX.SS4 | AUTOMOTIVE DEALERS | 175 | 137 | 67 031 | 66 165 | 87 | 69 | 28 437 | 27 859 |
| SSPT(SS4) | GASOLINE SERVICE STATIONS | 379 | 313 | 28 137 | 26 413 | 188 | 152 | 12 748 | 11 786 |
| S6 | APPAREL, ACCESSORY STORES | 156 | 140 | 16 895 | 16 651 | 76 | 64 | 6 449 | 6 175 |
| S7 | FURNITURE, HOME FURNISHINGS, EQUIPMENT STORES | 185 | 117 | 20 405 | 19 447 | 98 | 70 | 8 007 | 7 477 |
| S8 | EATING, DRINKING PLACES | 437 | 379 | 20 133 | 19 165 | 224 | 198 | 9 249 | 8 875 |
| S9PT(S91) | DRUG STORES, PROPRIETARY STORES | 97 | 91 | 11 793 | 11 719 | 45 | 43 | 6 633 | (0) |
| S9 EX.S91 | OTHER RETAIL STORES | 305 | 177 | 35 448 | 33 940 | 145 | 89 | 6 809 | 5 883 |
| S3 PART* | NONSTORE RETAILERS* | 134 | 32 | 6 230 | 4 858 | 59 | 17 | 3 464 | (0) |
| | | SAGINAW SMSA | | | | TOLEDO, OHIO-MICH., SMSA | | | |
| | RETAIL TRADE, TOTAL | 1 622 | 1 196 | 212 437 | 203 259 | 5 732 | 4 028 | 724 029 | 690 501 |
| S2 | LUMBER, BLOG MATLS, HOWE, FARM EQUIP. DEALERS | 136 | 102 | 20 159 | 19 371 | 388 | 268 | 48 056 | 46 062 |
| S3 PART* | GENERAL MERCHANDISE GROUP STORES* | 54 | 36 | 21 973 | 21 631 | 151 | 105 | 89 697 | 88 915 |
| S4 | FOOD STORES | 313 | 199 | 52 037 | 48 467 | 955 | 611 | 197 663 | 188 511 |
| SS EX.SS4 | AUTOMOTIVE DEALERS | 85 | 69 | 41 937 | 41 653 | 297 | 207 | 111 245 | 106 945 |
| SSPT(SS4) | GASOLINE SERVICE STATIONS | 198 | 166 | 14 750 | 13 876 | 697 | 549 | 56 810 | 52 604 |
| S6 | APPAREL, ACCESSORY STORES | 104 | 96 | 13 973 | 13 883 | 326 | 290 | 33 604 | (D) |
| S7 | FURNITURE, HOME FURNISHINGS, EQUIPMENT STORES | 118 | 82 | 12 384 | 11 512 | 350 | 246 | 35 797 | 33 711 |
| S8 | EATING, DRINKING PLACES | 320 | 282 | 13 688 | 13 114 | 1 408 | 1 114 | 62 398 | 57 282 |
| S9PT(S91) | DRUG STORES, PROPRIETARY STORES | 56 | 56 | 7 892 | 7 892 | 180 | 166 | 27 053 | (D) |
| S9 EX.S91 | OTHER RETAIL STORES | 153 | 91 | 10 776 | 9 760 | 696 | 414 | 51 165 | 46 331 |
| S3 PART* | NONSTORE RETAILERS* | 85 | 17 | 2 868 | 2 100 | 284 | 58 | 10 341 | (D) |

Standard Notes: - Represents zero. (D) Withheld to avoid disclosure. (NA) Not available. (X) Not applicable.
*Nonstore retailers, part of SIC major group 53, are shown separately in this table.

TABLE 11. Counties with 500 Establishments or More: 1958

| SIC code | Kind of business | Establishments | | Sales | | Establishments | | Sales | |
|-----------------|---|----------------|-----------------------|-------------------------------------|---------------------------------------|----------------|-----------------------|-------------------------------------|---------------------------------------|
| | | Total (number) | With payroll (number) | Total, all establishments (\$1,000) | Establishments with payroll (\$1,000) | Total (number) | With payroll (number) | Total, all establishments (\$1,000) | Establishments with payroll (\$1,000) |
| ALLEGAN COUNTY | | | | | | | | | |
| | RETAIL TRADE, TOTAL | 601 | 417 | 56 199 | 52 615 | 1 613 | 1 201 | 178 481 | -171 237 |
| 52 | LUMBER, BLDG MATLS, HOWE, FARM EQUIP. DEALERS | 65 | 47 | 6 163 | 5 699 | 125 | 95 | 19 029 | 18 685 |
| 53 PART* | GENERAL MERCHANDISE GROUP STORES* | 26 | 16 | 1 757 | 1 561 | 56 | 44 | 15 959 | 15 793 |
| 54 | FOOD STORES | 110 | 74 | 14 884 | 13 848 | 265 | 181 | 46 425 | 43 893 |
| 55 EX.554 | AUTOMOTIVE DEALERS | 49 | 35 | 10 228 | 9 904 | 110 | 84 | 31 205 | 30 625 |
| 55PT(554) | GASOLINE SERVICE STATIONS | 78 | 54 | 4 618 | 4 042 | 231 | 183 | 15 913 | 14 711 |
| 56 | APPAREL, ACCESSORY STORES | 30 | 24 | 1 673 | 1 543 | 80 | 64 | 6 883 | 6 623 |
| 57 | FURNITURE, HOME FURNISHINGS, EQUIPMENT STORES | 37 | 23 | 1 464 | 1 300 | 109 | 81 | 8 494 | 8 026 |
| 58 | EATING, DRINKING PLACES | 112 | 96 | 3 423 | 3 261 | 349 | 291 | 12 972 | 12 292 |
| 59PT(591) | DRUG STORES, PROPRIETARY STORES | 12 | 10 | 1 180 | (0) | 46 | 44 | 6 577 | (D) |
| 59 EX.591 | OTHER RETAIL STORES | 61 | 35 | 9 827 | 9 479 | 167 | 115 | 12 368 | 11 776 |
| 53 PART* | NONSTORE RETAILERS* | 21 | 3 | 982 | (0) | 75 | 19 | 2 656 | (D) |
| BERRIEN COUNTY | | | | | | | | | |
| CALHOUN COUNTY | | | | | | | | | |
| | RETAIL TRADE, TOTAL | 1 306 | 1 028 | 159 857 | 155 109 | 501 | 347 | 40 746 | 38 328 |
| 52 | LUMBER, BLDG MATLS, HOWE, FARM EQUIP. DEALERS | 86 | 70 | 10 928 | 10 538 | 63 | 53 | 5 451 | 5 271 |
| 53 PART* | GENERAL MERCHANDISE GROUP STORES* | 49 | 37 | 15 685 | 15 257 | 28 | 16 | 1 822 | 1 568 |
| 54 | FOOD STORES | 215 | 163 | 44 445 | 43 089 | 81 | 57 | 11 298 | 10 848 |
| 55 EX.554 | AUTOMOTIVE DEALERS | 86 | 56 | 25 253 | 24 771 | 30 | 24 | 7 618 | 7 454 |
| 55PT(554) | GASOLINE SERVICE STATIONS | 176 | 152 | 15 037 | 14 447 | 71 | 55 | 4 653 | 4 369 |
| 56 | APPAREL, ACCESSORY STORES | 85 | 83 | 9 154 | (0) | 26 | 22 | 1 253 | 1 211 |
| 57 | FURNITURE, HOME FURNISHINGS, EQUIPMENT STORES | 82 | 64 | 9 052 | 8 926 | 28 | 18 | 1 736 | 1 656 |
| 58 | EATING, DRINKING PLACES | 252 | 230 | 10 932 | 10 490 | 92 | 62 | 2 032 | 1 804 |
| 59PT(591) | DRUG STORES, PROPRIETARY STORES | 44 | 42 | 6 145 | (0) | 16 | 14 | 1 394 | (D) |
| 59 EX.591 | OTHER RETAIL STORES | 163 | 119 | 10 896 | 10 556 | 50 | 22 | 2 805 | 2 443 |
| 53 PART* | NONSTORE RETAILERS* | 68 | 12 | 2 330 | 1 830 | 26 | 4 | 684 | (D) |
| EATON COUNTY | | | | | | | | | |
| GENESSEE COUNTY | | | | | | | | | |
| | RETAIL TRADE, TOTAL | 3 074 | 2 384 | 425 226 | 411 666 | 528 | 342 | 37 970 | 34 564 |
| 52 | LUMBER, BLDG MATLS, HOWE, FARM EQUIP. DEALERS | 247 | 173 | 33 714 | 32 264 | 36 | 28 | 3 704 | 3 566 |
| 53 PART* | GENERAL MERCHANDISE GROUP STORES* | 100 | 88 | 39 590 | 39 322 | 23 | 15 | 2 390 | 2 202 |
| 54 | FOOD STORES | 475 | 365 | 107 070 | 103 750 | 105 | 59 | 12 990 | 11 962 |
| 55 EX.554 | AUTOMOTIVE DEALERS | 231 | 147 | 88 896 | 86 252 | 31 | 23 | 4 862 | 4 724 |
| 55PT(554) | GASOLINE SERVICE STATIONS | 422 | 374 | 34 250 | 32 986 | 65 | 33 | 2 735 | 2 143 |
| 56 | APPAREL, ACCESSORY STORES | 207 | 181 | 26 114 | 25 802 | 28 | 24 | 2 373 | 2 351 |
| 57 | FURNITURE, HOME FURNISHINGS, EQUIPMENT STORES | 197 | 157 | 25 970 | 25 288 | 27 | 19 | 2 175 | 2 043 |
| 58 | EATING, DRINKING PLACES | 591 | 529 | 23 944 | 23 166 | 139 | 95 | 3 272 | 2 560 |
| 59PT(591) | DRUG STORES, PROPRIETARY STORES | 120 | 114 | 17 609 | 17 453 | 10 | 10 | 993 | 993 |
| 59 EX.591 | OTHER RETAIL STORES | 325 | 221 | 19 039 | 17 669 | 46 | 32 | 1 954 | 1 786 |
| 53 PART* | NONSTORE RETAILERS* | 159 | 35 | 9 030 | 7 714 | 18 | 4 | 522 | 234 |
| HOUGHTON COUNTY | | | | | | | | | |
| HURON COUNTY | | | | | | | | | |
| | RETAIL TRADE, TOTAL | 514 | 362 | 36 448 | 32 910 | 1 791 | 1 369 | 294 659 | 286 067 |
| 52 | LUMBER, BLDG MATLS, HOWE, FARM EQUIP. DEALERS | 64 | 50 | 5 654 | 5 308 | 132 | 104 | 20 919 | 20 451 |
| 53 PART* | GENERAL MERCHANDISE GROUP STORES* | 21 | 17 | 1 383 | 1 271 | 53 | 39 | 39 316 | 38 938 |
| 54 | FOOD STORES | 104 | 52 | 9 718 | 7 964 | 291 | 217 | 66 275 | 63 685 |
| 55 EX.554 | AUTOMOTIVE DEALERS | 33 | 25 | 7 373 | 7 285 | 110 | 86 | 52 840 | 52 204 |
| 55PT(554) | GASOLINE SERVICE STATIONS | 63 | 47 | 3 732 | 3 290 | 267 | 223 | 20 767 | 19 509 |
| 56 | APPAREL, ACCESSORY STORES | 26 | 22 | 1 374 | 1 352 | 115 | 105 | 14 616 | 14 434 |
| 57 | FURNITURE, HOME FURNISHINGS, EQUIPMENT STORES | 32 | 22 | 1 456 | 1 238 | 139 | 89 | 17 607 | 16 851 |
| 58 | EATING, DRINKING PLACES | 92 | 80 | 2 351 | 2 275 | 295 | 273 | 16 481 | 16 057 |
| 59PT(591) | DRUG STORES, PROPRIETARY STORES | 15 | 15 | 1 155 | 1 155 | 73 | 69 | 9 804 | 9 756 |
| 59 EX.591 | OTHER RETAIL STORES | 51 | 27 | 1 746 | 1 326 | 221 | 139 | 30 919 | 30 013 |
| 53 PART* | NONSTORE RETAILERS* | 13 | 5 | 506 | 446 | 95 | 25 | 5 115 | 4 169 |
| INGHAM COUNTY | | | | | | | | | |
| KENT COUNTY | | | | | | | | | |
| | RETAIL TRADE, TOTAL | 3 259 | 2 355 | 431 196 | 413 162 | 848 | 628 | 88 402 | 83 974 |
| 52 | LUMBER, BLDG MATLS, HOWE, FARM EQUIP. DEALERS | 247 | 175 | 33 251 | 31 603 | 82 | 62 | 10 280 | 9 890 |
| 53 PART* | GENERAL MERCHANDISE GROUP STORES* | 100 | 84 | 53 720 | 53 178 | 37 | 23 | 5 360 | 5 130 |
| 54 | FOOD STORES | 599 | 417 | 106 535 | 102 747 | 133 | 93 | 23 876 | 22 524 |
| 55 EX.554 | AUTOMOTIVE DEALERS | 199 | 141 | 74 814 | 73 066 | 78 | 58 | 15 976 | 15 470 |
| 55PT(554) | GASOLINE SERVICE STATIONS | 436 | 342 | 34 992 | 32 038 | 131 | 99 | 8 916 | 8 224 |
| 56 | APPAREL, ACCESSORY STORES | 190 | 172 | 24 004 | 23 716 | 48 | 46 | 4 446 | (D) |
| 57 | FURNITURE, HOME FURNISHINGS, EQUIPMENT STORES | 253 | 179 | 25 644 | 24 412 | 44 | 32 | 3 608 | 3 422 |
| 58 | EATING, DRINKING PLACES | 509 | 437 | 24 040 | 22 786 | 136 | 124 | 5 633 | 5 445 |
| 59PT(591) | DRUG STORES, PROPRIETARY STORES | 128 | 126 | 19 455 | 19 377 | 20 | 20 | 3 473 | 3 473 |
| 59 EX.591 | OTHER RETAIL STORES | 412 | 236 | 26 323 | 23 215 | 113 | 65 | 6 116 | 5 428 |
| 53 PART* | NONSTORE RETAILERS* | 186 | 46 | 8 418 | 7 024 | 26 | 6 | 718 | 544 |
| LENAWEE COUNTY | | | | | | | | | |

Standard Notes: — Represents zero. (0) Withheld to avoid disclosure. (NA) Not available. (X) Not applicable.
 *Nonstore retailers, part of SIC major group 53, are shown separately in this table.

BAY COUNTY coextensive with Bay City SMSA, see Table 10.
 JACKSON COUNTY coextensive with Jackson SMSA, see Table 10.
 KALAMAZOO COUNTY coextensive with Kalamazoo SMSA, see Table 10.

TABLE 11. Counties with 500 Establishments or More: 1958—Continued

| SIC code | Kind of business | Establishments | | Sales | | Establishments | | Sales | |
|-------------------|---|-------------------|-----------------------------|--|--|-------------------|-----------------------------|--|--|
| | | Total (number) | With payroll (number) | Total, all establish- ments (\$1,000) | Establish- ments with payroll (\$1,000) | Total (number) | With payroll (number) | Total, all establish- ments (\$1,000) | Establish- ments with payroll (\$1,000) |
| MACOMB COUNTY | | | | | | | | | |
| | RETAIL TRADE, TOTAL | 2 576 | 1 762 | 336 148 | 316 462 | 538 | 394 | 50 034 | 46 210 |
| 52 | LUMBER, BLDG MATLS, HDWE, FARM EQUIP. DEALERS | 209 | 147 | 29 781 | 28 425 | 41 | 27 | 4 858 | 4 432 |
| 53 PART* | GENERAL MERCHANDISE GROUP STORES* | 61 | 41 | 15 607 | 15 017 | 20 | 14 | 5 042 | 4 860 |
| 54 | FOOD STORES | 457 | 273 | 109 649 | 102 967 | 127 | 79 | 16 659 | 15 131 |
| 55 EX.554 | AUTOMOTIVE DEALERS | 135 | 97 | 62 885 | 62 017 | 27 | 21 | 7 048 | 6 932 |
| 55PT(554) | GASOLINE SERVICE STATIONS | 392 | 314 | 31 093 | 28 617 | 80 | 62 | 4 373 | 3 757 |
| 56 | APPAREL, ACCESSORY STORES | 128 | 114 | 10 101 | 9 773 | 30 | 26 | 2 264 | 2 178 |
| 57 | FURNITURE, HOME FURNISHINGS, EQUIPMENT STORES | 170 | 118 | 16 074 | 15 150 | 24 | 20 | 2 032 | 1 894 |
| 58 | EATING, DRINKING PLACES | 496 | 418 | 22 935 | 21 865 | 97 | 93 | 3 186 | 3 142 |
| 59PT(591) | DRUG STORES, PROPRIETARY STORES | 78 | 76 | 12 957 | (D) | 11 | 11 | 1 203 | 1 203 |
| 59 EX.591 | OTHER RETAIL STORES | 271 | 145 | 16 443 | 14 255 | 65 | 39 | 3 063 | (O) |
| 53 PART* | NONSTORE RETAILERS* | 179 | 19 | 8 623 | (D) | 16 | 2 | 306 | (O) |
| MARQUETTE COUNTY | | | | | | | | | |
| | RETAIL TRADE, TOTAL | 804 | 560 | 97 734 | 93 494 | 4 689 | 3 477 | 795 168 | 768 754 |
| 52 | LUMBER, BLDG MATLS, HDWE, FARM EQUIP. DEALERS | 75 | 59 | 12 569 | 12 453 | 392 | 282 | 48 815 | 46 917 |
| 53 PART* | GENERAL MERCHANDISE GROUP STORES* | 24 | 18 | 6 835 | 6 789 | 130 | 100 | 112 022 | 111 444 |
| 54 | FOOD STORES | 119 | 79 | 31 693 | 30 507 | 799 | 519 | 206 205 | 197 213 |
| 55 EX.554 | AUTOMOTIVE DEALERS | 51 | 39 | 16 322 | 16 012 | 251 | 197 | 141 404 | 140 196 |
| 55PT(554) | GASOLINE SERVICE STATIONS | 99 | 79 | 6 591 | 6 203 | 670 | 576 | 58 980 | 56 410 |
| 56 | APPAREL, ACCESSORY STORES | 35 | 33 | 2 595 | (O) | 377 | 335 | 52 766 | 51 866 |
| 57 | FURNITURE, HOME FURNISHINGS, EQUIPMENT STORES | 43 | 27 | 4 318 | 3 970 | 296 | 234 | 40 846 | 39 540 |
| 58 | EATING, DRINKING PLACES | 194 | 144 | 7 713 | 6 835 | 779 | 689 | 47 159 | 45 899 |
| 59PT(591) | DRUG STORES, PROPRIETARY STORES | 17 | 17 | 2 444 | 2 444 | 166 | 164 | 29 698 | (D) |
| 59 EX.591 | OTHER RETAIL STORES | 99 | 57 | 5 957 | 5 369 | 521 | 341 | 44 053 | 40 483 |
| 53 PART* | NONSTORE RETAILERS* | 48 | 8 | 697 | (O) | 308 | 40 | 13 220 | (O) |
| MONROE COUNTY | | | | | | | | | |
| OAKLAND COUNTY | | | | | | | | | |
| OTTAWA COUNTY | | | | | | | | | |
| ST. CLAIR COUNTY | | | | | | | | | |
| | RETAIL TRADE, TOTAL | 983 | 689 | 100 790 | 93 934 | 1 127 | 839 | 116 079 | 109 915 |
| 52 | LUMBER, BLDG MATLS, HDWE, FARM EQUIP. DEALERS | 91 | 63 | 10 324 | 9 718 | 90 | 60 | 10 482 | 9 882 |
| 53 PART* | GENERAL MERCHANDISE GROUP STORES* | 34 | 28 | 6 312 | 6 156 | 39 | 31 | 12 089 | 11 893 |
| 54 | FOOD STORES | 195 | 125 | 26 641 | 24 335 | 198 | 128 | 32 610 | 30 934 |
| 55 EX.554 | AUTOMOTIVE DEALERS | 69 | 47 | 17 985 | 17 281 | 80 | 58 | 19 023 | 18 401 |
| 55PT(554) | GASOLINE SERVICE STATIONS | 128 | 102 | 8 332 | (O) | 148 | 122 | 8 979 | 8 035 |
| 56 | APPAREL, ACCESSORY STORES | 58 | 46 | 4 530 | 4 350 | 62 | 52 | 5 489 | 5 293 |
| 57 | FURNITURE, HOME FURNISHINGS, EQUIPMENT STORES | 70 | 50 | 5 038 | 4 528 | 63 | 47 | 5 012 | 4 788 |
| 58 | EATING, DRINKING PLACES | 129 | 103 | 4 837 | 4 287 | 224 | 198 | 8 449 | 8 031 |
| 59PT(591) | DRUG STORES, PROPRIETARY STORES | 27 | 25 | 3 106 | 3 096 | 32 | 30 | 3 911 | (D) |
| 59 EX.591 | OTHER RETAIL STORES | 137 | 91 | 12 844 | 12 048 | 145 | 97 | 8 426 | 7 512 |
| 53 PART* | NONSTORE RETAILERS* | 45 | 9 | 841 | (O) | 46 | 16 | 1 609 | (O) |
| ST. JOSEPH COUNTY | | | | | | | | | |
| SHIAWASEE COUNTY | | | | | | | | | |
| | RETAIL TRADE, TOTAL | 573 | 417 | 50 257 | 47 751 | 596 | 424 | 59 174 | 55 332 |
| 52 | LUMBER, BLDG MATLS, HDWE, FARM EQUIP. DEALERS | 67 | 41 | 5 890 | 5 426 | 60 | 44 | 8 003 | 7 769 |
| 53 PART* | GENERAL MERCHANDISE GROUP STORES* | 21 | 17 | 3 281 | 3 169 | 31 | 19 | 4 895 | 4 615 |
| 54 | FOOD STORES | 74 | 58 | 12 383 | 12 059 | 119 | 79 | 16 642 | 14 920 |
| 55 EX.554 | AUTOMOTIVE DEALERS | 48 | 38 | 10 029 | 9 945 | 29 | 27 | 11 094 | (O) |
| 55PT(554) | GASOLINE SERVICE STATIONS | 88 | 62 | 5 553 | 5 025 | 84 | 64 | 4 541 | 4 093 |
| 56 | APPAREL, ACCESSORY STORES | 34 | 30 | 1 829 | 1 747 | 42 | 32 | 3 145 | 2 995 |
| 57 | FURNITURE, HOME FURNISHINGS, EQUIPMENT STORES | 40 | 34 | 2 378 | 2 244 | 37 | 23 | 3 180 | 2 932 |
| 58 | EATING, DRINKING PLACES | 92 | 84 | 3 731 | 3 563 | 94 | 82 | 2 857 | 2 543 |
| 59PT(591) | DRUG STORES, PROPRIETARY STORES | 14 | 14 | 1 774 | 1 774 | 13 | 13 | 1 290 | 1 290 |
| 59 EX.591 | OTHER RETAIL STORES | 71 | 37 | 3 205 | (O) | 54 | 34 | 3 009 | 2 803 |
| 53 PART* | NONSTORE RETAILERS* | 24 | 2 | 204 | (O) | 33 | 7 | 518 | (O) |
| VAN BUREN COUNTY | | | | | | | | | |
| WASHTENAW COUNTY | | | | | | | | | |
| | RETAIL TRADE, TOTAL | 602 | 416 | 48 725 | 44 041 | 1 278 | 1 032 | 185 224 | 180 204 |
| 52 | LUMBER, BLDG MATLS, HDWE, FARM EQUIP. DEALERS | 68 | 52 | 5 158 | 4 796 | 102 | 78 | 16 071 | 15 651 |
| 53 PART* | GENERAL MERCHANDISE GROUP STORES* | 25 | 11 | 1 236 | 968 | 38 | 34 | 14 171 | 14 049 |
| 54 | FOOD STORES | 104 | 64 | 16 619 | 14 999 | 181 | 135 | 44 993 | 43 725 |
| 55 EX.554 | AUTOMOTIVE DEALERS | 44 | 28 | 8 904 | 8 558 | 95 | 71 | 31 634 | 30 976 |
| 55PT(554) | GASOLINE SERVICE STATIONS | 87 | 61 | 4 745 | 3 889 | 179 | 153 | 16 048 | 15 202 |
| 56 | APPAREL, ACCESSORY STORES | 28 | 24 | 1 752 | 1 592 | 106 | 98 | 13 632 | 13 520 |
| 57 | FURNITURE, HOME FURNISHINGS, EQUIPMENT STORES | 34 | 22 | 1 643 | 1 405 | 114 | 86 | 11 957 | 11 491 |
| 58 | EATING, DRINKING PLACES | 105 | 95 | 3 205 | 3 133 | 213 | 191 | 11 789 | 11 399 |
| 59PT(591) | DRUG STORES, PROPRIETARY STORES | 15 | 15 | 1 607 | 1 607 | 48 | 46 | 7 913 | (O) |
| 59 EX.591 | OTHER RETAIL STORES | 77 | 43 | 3 594 | (O) | 178 | 128 | 15 438 | 14 852 |
| 53 PART* | NONSTORE RETAILERS* | 15 | 1 | 262 | (O) | 24 | 12 | 1 578 | (O) |

Standard Notes: - Represents zero. (D) Withheld to avoid disclosure. (NA) Not available. (X) Not applicable.

*Nonstore retailers, part of SIC major group 53, are shown separately in this table.

MUSKEGON COUNTY coextensive with Muskegon-Muskegon Heights SMSA, see Table 10.
SAGINAW COUNTY coextensive with Saginaw SMSA, see Table 10.

TABLE 11. Counties with 500 Establishments or More: 1958—Continued

| SIC code | Kind of business | Establishments | | Sales | |
|--------------|---|-------------------|--------------------------|--|--|
| | | Total (number) | With payroll (number) | Total, all establishments (\$1,000) | Establishments with payroll (\$1,000) |
| WAYNE COUNTY | | | | | |
| | RETAIL TRADE, TOTAL | 23 537 | 16 939 | 3 329 077 | 3 186 117 |
| 52 | LUMBER, BLOK MATLS, HOWE, FARM EQUIP. DEALERS | 1 109 | 737 | 143 607 | 136 561 |
| 53 PART* | GENERAL MERCHANDISE GROUP STORES* | 577 | 427 | 450 793 | 448 243 |
| 54 | FOOD STORES | 5 010 | 2 970 | 826 765 | 771 177 |
| 55 EX.554 | AUTOMOTIVE DEALERS. | 816 | 642 | 580 728 | 575 758 |
| 55PT(554) | GASOLINE SERVICE STATIONS | 2 703 | 2 245 | 232 335 | 219 475 |
| 56 | APPAREL, ACCESSORY STORES | 1 623 | 1 443 | 220 705 | 217 547 |
| 57 | FURNITURE, HOME FURNISHINGS, EQUIPMENT STORES | 1 286 | 978 | 172 632 | 167 738 |
| 58 | EATING, DRINKING PLACES | 5 674 | 4 808 | 279 355 | 263 521 |
| 59PT(591) | DRUG STORES, PROPRIETARY STORES | 959 | 877 | 150 061 | 147 565 |
| 59 EX.591 | OTHER RETAIL STORES | 2 476 | 1 584 | 196 495 | 181 057 |
| 53 PART* | NONSTORE RETAILERS* | 1 304 | 228 | 75 601 | 57 475 |

Standard Notes: - Represents zero. (D) Withheld to avoid disclosure. (NA) Not available. (X) Not applicable.
 *Nonstore retailers, part of SIC major group 53, are shown separately in this table.

TABLE 12. Cities with 500 Establishments or More: 1958

| SIC code | Kind of business | Establishments | | Sales | | Establishments | | Sales | |
|--------------|---|-------------------|--------------------------|--|--|-------------------|--------------------------|--|--|
| | | Total (number) | With payroll (number) | Total, all establishments (\$1,000) | Establishments with payroll (\$1,000) | Total (number) | With payroll (number) | Total, all establishments (\$1,000) | Establishments with payroll (\$1,000) |
| ANN ARBOR | | | | | | | | | |
| | RETAIL TRADE, TOTAL | 531 | 463 | 98 781 | 97 229 | 692 | 562 | 102 929 | 100 557 |
| 52 | LUMBER, BLDG MATLS, HOME, FARM EQUIP. DEALERS | 26 | 20 | 7 543 | 7 423 | 36 | 28 | 5 684 | 5 526 |
| 53 PART* | GENERAL MERCHANDISE GROUP STORES* | 17 | 15 | 10 223 | (D) | 31 | 23 | 13 292 | 12 946 |
| 54 | FOOD STORES | 58 | 42 | 23 437 | 22 913 | 110 | 90 | 27 496 | 27 016 |
| 55 EX.554 | AUTOMOTIVE DEALERS | 40 | 30 | 13 429 | 13 199 | 49 | 29 | 16 798 | 16 418 |
| 55PT(554) | GASOLINE SERVICE STATIONS | 66 | 64 | 7 212 | (O) | 93 | 83 | 8 397 | 8 159 |
| 56 | APPAREL, ACCESSORY STORES | 61 | 61 | 8 973 | 8 973 | 47 | 45 | 7 314 | (D) |
| 57 | FURNITURE, HOME FURNISHINGS, EQUIPMENT STORES | 54 | 46 | 6 574 | 6 422 | 42 | 36 | 6 013 | 5 949 |
| 58 | EATING, DRINKING PLACES | 95 | 85 | 5 987 | 5 815 | 139 | 125 | 5 571 | 5 273 |
| 59PT(591) | DRUG STORES, PROPRIETARY STORES | 25 | 25 | 5 194 | 5 194 | 28 | 28 | 3 556 | 3 556 |
| 59 EX.591 | OTHER RETAIL STORES | 82 | 70 | 9 491 | 9 345 | 89 | 67 | 7 085 | 6 901 |
| 53 PART* | NONSTORE RETAILERS* | 7 | 5 | 718 | (O) | 28 | 8 | 1 723 | (O) |
| BATTLE CREEK | | | | | | | | | |
| BAY CITY | | | | | | | | | |
| | RETAIL TRADE, TOTAL | 742 | 564 | 90 792 | 86 288 | 1 114 | 802 | 187 190 | 179 698 |
| 52 | LUMBER, BLDG MATLS, HOME, FARM EQUIP. DEALERS | 51 | 33 | 7 429 | 7 183 | 64 | 44 | 7 833 | 7 515 |
| 53 PART* | GENERAL MERCHANDISE GROUP STORES* | 26 | 20 | 10 705 | 10 547 | 31 | 21 | 23 303 | 23 195 |
| 54 | FOOD STORES | 143 | 91 | 21 656 | 19 952 | 202 | 118 | 48 066 | 45 250 |
| 55 EX.554 | AUTOMOTIVE DEALERS | 40 | 32 | 13 885 | 13 677 | 48 | 34 | 33 753 | 33 229 |
| 55PT(554) | GASOLINE SERVICE STATIONS | 80 | 64 | 6 556 | 5 970 | 112 | 94 | 12 846 | 12 278 |
| 56 | APPAREL, ACCESSORY STORES | 61 | 53 | 6 874 | 6 736 | 93 | 91 | 13 492 | (O) |
| 57 | FURNITURE, HOME FURNISHINGS, EQUIPMENT STORES | 54 | 42 | 7 430 | 7 290 | 89 | 67 | 13 008 | 12 532 |
| 58 | EATING, DRINKING PLACES | 143 | 135 | 6 195 | 5 903 | 259 | 213 | 14 859 | 13 811 |
| 59PT(591) | DRUG STORES, PROPRIETARY STORES | 25 | 25 | 3 809 | 3 809 | 40 | 36 | 7 533 | 7 497 |
| 59 EX.591 | OTHER RETAIL STORES | 93 | 59 | 5 123 | (O) | 91 | 71 | 7 653 | 7 285 |
| 53 PART* | NONSTORE RETAILERS* | 26 | 10 | 1 130 | (D) | 85 | 13 | 4 844 | (O) |
| DEARBORN | | | | | | | | | |
| DETROIT | | | | | | | | | |
| | RETAIL TRADE, TOTAL | 16 942 | 12 120 | 2 274 281 | 2 169 843 | 2 062 | 1 658 | 321 749 | 313 521 |
| 52 | LUMBER, BLDG MATLS, HOME, FARM EQUIP. DEALERS | 702 | 446 | 90 610 | 85 952 | 135 | 97 | 20 937 | 20 009 |
| 53 PART* | GENERAL MERCHANDISE GROUP STORES* | 415 | 303 | 319 495 | 317 689 | 61 | 57 | 35 090 | 35 040 |
| 54 | FOOD STORES | 3 792 | 2 208 | 537 236 | 494 612 | 290 | 232 | 80 185 | 78 463 |
| 55 EX.554 | AUTOMOTIVE DEALERS | 534 | 418 | 376 581 | 373 229 | 151 | 95 | 63 500 | 61 570 |
| 55PT(554) | GASOLINE SERVICE STATIONS | 1 784 | 1 466 | 152 971 | 143 705 | 268 | 242 | 22 356 | 21 760 |
| 56 | APPAREL, ACCESSORY STORES | 1 095 | 945 | 153 449 | 150 839 | 157 | 141 | 22 504 | 22 306 |
| 57 | FURNITURE, HOME FURNISHINGS, EQUIPMENT STORES | 839 | 645 | 120 604 | 117 560 | 144 | 122 | 22 336 | 21 874 |
| 58 | EATING, DRINKING PLACES | 4 359 | 3 689 | 211 551 | 199 399 | 424 | 384 | 18 181 | 17 699 |
| 59PT(591) | DRUG STORES, PROPRIETARY STORES | 716 | 652 | 106 319 | 104 629 | 93 | 87 | 13 803 | 13 647 |
| 59 EX.591 | OTHER RETAIL STORES | 1 836 | 1 168 | 151 888 | 139 512 | 241 | 175 | 15 282 | 14 306 |
| 53 PART* | NONSTORE RETAILERS* | 870 | 180 | 53 577 | 42 717 | 98 | 26 | 7 575 | 6 847 |
| FLINT | | | | | | | | | |
| GRAND RAPIDS | | | | | | | | | |
| | RETAIL TRADE, TOTAL | 2 283 | 1 667 | 320 861 | 308 623 | 517 | 359 | 51 886 | 48 158 |
| 52 | LUMBER, BLDG MATLS, HOME, FARM EQUIP. DEALERS | 153 | 97 | 20 493 | 19 221 | 17 | 13 | 1 401 | 1 273 |
| 53 PART* | GENERAL MERCHANDISE GROUP STORES* | 73 | 61 | 51 837 | 51 641 | 18 | 12 | 6 399 | 6 269 |
| 54 | FOOD STORES | 413 | 289 | 70 068 | 67 440 | 134 | 60 | 12 063 | 10 017 |
| 55 EX.554 | AUTOMOTIVE DEALERS | 121 | 79 | 53 621 | 52 335 | 11 | 7 | 9 122 | 9 030 |
| 55PT(554) | GASOLINE SERVICE STATIONS | 283 | 231 | 22 535 | 21 015 | 30 | 22 | 2 007 | 1 763 |
| 56 | APPAREL, ACCESSORY STORES | 158 | 144 | 21 730 | 21 490 | 60 | 56 | 5 000 | 4 884 |
| 57 | FURNITURE, HOME FURNISHINGS, EQUIPMENT STORES | 206 | 146 | 22 323 | 21 349 | 32 | 28 | 3 534 | 3 434 |
| 58 | EATING, DRINKING PLACES | 356 | 304 | 17 496 | 16 390 | 143 | 119 | 5 172 | 4 768 |
| 59PT(591) | DRUG STORES, PROPRIETARY STORES | 92 | 90 | 13 994 | (D) | 17 | 15 | 2 514 | (D) |
| 59 EX.591 | OTHER RETAIL STORES | 295 | 189 | 19 320 | 17 310 | 46 | 26 | 4 587 | 4 249 |
| 53 PART* | NONSTORE RETAILERS* | 133 | 37 | 7 444 | (D) | 9 | 1 | 87 | (O) |
| HAMTRAMCK | | | | | | | | | |
| JACKSON | | | | | | | | | |
| | RETAIL TRADE, TOTAL | 753 | 563 | 104 997 | 100 245 | 996 | 780 | 161 556 | 157 088 |
| 52 | LUMBER, BLDG MATLS, HOME, FARM EQUIP. DEALERS | 43 | 33 | 3 977 | 3 795 | 58 | 46 | 11 478 | 11 212 |
| 53 PART* | GENERAL MERCHANDISE GROUP STORES* | 23 | 19 | 15 541 | 15 501 | 29 | 23 | 20 865 | 20 741 |
| 54 | FOOD STORES | 101 | 67 | 23 544 | 22 266 | 131 | 97 | 38 162 | 36 886 |
| 55 EX.554 | AUTOMOTIVE DEALERS | 56 | 38 | 19 236 | 18 330 | 45 | 35 | 27 170 | 27 000 |
| 55PT(554) | GASOLINE SERVICE STATIONS | 96 | 82 | 7 842 | 7 416 | 151 | 135 | 12 130 | 11 534 |
| 56 | APPAREL, ACCESSORY STORES | 40 | 38 | 7 488 | (D) | 81 | 79 | 10 617 | (D) |
| 57 | FURNITURE, HOME FURNISHINGS, EQUIPMENT STORES | 50 | 36 | 5 511 | 5 181 | 90 | 72 | 11 907 | 11 705 |
| 58 | EATING, DRINKING PLACES | 155 | 139 | 6 605 | 6 329 | 168 | 146 | 7 424 | 7 194 |
| 59PT(591) | DRUG STORES, PROPRIETARY STORES | 28 | 26 | 4 698 | (D) | 37 | 35 | 7 125 | (O) |
| 59 EX.591 | OTHER RETAIL STORES | 116 | 74 | 7 995 | 7 389 | 141 | 97 | 11 537 | 10 633 |
| 53 PART* | NONSTORE RETAILERS* | 45 | 11 | 2 560 | 2 166 | 65 | 15 | 3 141 | 2 617 |
| KALAMAZOO | | | | | | | | | |

Standard Notes: - Represents zero. (O) Withheld to avoid disclosure. (NA) Not available. (X) Not applicable.
*Nonstore retailers, part of SIC major group 53, are shown separately in this table.

TABLE 12. Cities with 500 Establishments or More: 1958—Continued

| SIC code | Kind of business | Establishments | | Sales | | Establishments | | Sales | |
|-----------|---|----------------|-----------------------|-------------------------------------|---------------------------------------|----------------|-----------------------|-------------------------------------|---------------------------------------|
| | | Total (number) | With payroll (number) | Total, all establishments (\$1,000) | Establishments with payroll (\$1,000) | Total (number) | With payroll (number) | Total, all establishments (\$1,000) | Establishments with payroll (\$1,000) |
| LANSING | | | | | | | | | |
| | RETAIL TRADE, TOTAL | 1 177 | 939 | 224 924 | 219 948 | 720 | 550 | 88 918 | 85 540 |
| 52 | LUMBER, BLDG MATLS, HDWE, FARM EQUIP, DEALERS | 72 | 64 | 15 160 | 15 022 | 48 | 38 | 5 148 | 4 990 |
| 53 PART* | GENERAL MERCHANDISE GROUP STORES* | 32 | 28 | 37 600 | 37 560 | 27 | 19 | 15 635 | 15 469 |
| 54 | FOOD STORES | 193 | 143 | 42 441 | 40 723 | 131 | 95 | 19 928 | 18 922 |
| 55 EX.554 | AUTOMOTIVE DEALERS | 72 | 56 | 41 684 | 41 210 | 51 | 41 | 16 308 | 16 172 |
| 55PT(554) | GASOLINE SERVICE STATIONS | 176 | 154 | 13 294 | 12 650 | 98 | 80 | 6 392 | 5 896 |
| 56 | APPAREL, ACCESSORY STORES | 92 | 82 | 11 502 | 11 342 | 54 | 48 | 5 188 | 5 010 |
| 57 | FURNITURE, HOME FURNISHINGS, EQUIPMENT STORES | 97 | 63 | 14 600 | 14 146 | 54 | 42 | 5 153 | 4 979 |
| 58 | EATING, DRINKING PLACES | 201 | 189 | 12 353 | 12 181 | 116 | 100 | 4 875 | 4 599 |
| 59PT(591) | DRUG STORES, PROPRIETARY STORES | 48 | 46 | 6 512 | (D) | 25 | 23 | 3 747 | (D) |
| 59 EX.591 | OTHER RETAIL STORES | 134 | 96 | 25 718 | 25 202 | 79 | 53 | 4 803 | 4 359 |
| 53 PART* | NONSTORE RETAILERS* | 60 | 18 | 4 060 | (D) | 37 | 11 | 1 741 | (D) |
| MUSKEGON | | | | | | | | | |
| | RETAIL TRADE, TOTAL | 909 | 719 | 143 343 | 139 439 | 570 | 450 | 117 898 | 115 798 |
| 52 | LUMBER, BLDG MATLS, HDWE, FARM EQUIP, DEALERS | 53 | 41 | 6 582 | 6 436 | 49 | 31 | 6 224 | 5 970 |
| 53 PART* | GENERAL MERCHANDISE GROUP STORES* | 24 | 20 | 19 995 | 19 943 | 17 | 13 | 8 924 | 8 862 |
| 54 | FOOD STORES | 143 | 95 | 33 695 | 32 335 | 81 | 61 | 32 116 | 31 516 |
| 55 EX.554 | AUTOMOTIVE DEALERS | 57 | 39 | 24 604 | 24 178 | 22 | 22 | 27 922 | 27 922 |
| 55PT(554) | GASOLINE SERVICE STATIONS | 132 | 112 | 10 603 | 9 997 | 81 | 71 | 8 294 | 8 054 |
| 56 | APPAREL, ACCESSORY STORES | 67 | 65 | 9 417 | (D) | 59 | 55 | 7 225 | 7 177 |
| 57 | FURNITURE, HOME FURNISHINGS, EQUIPMENT STORES | 63 | 51 | 11 017 | 10 827 | 51 | 43 | 8 254 | 8 066 |
| 58 | EATING, DRINKING PLACES | 179 | 161 | 8 295 | 8 021 | 80 | 74 | 5 790 | 5 652 |
| 59PT(591) | DRUG STORES, PROPRIETARY STORES | 45 | 43 | 5 693 | (D) | 21 | 21 | 4 805 | 4 805 |
| 59 EX.591 | OTHER RETAIL STORES | 109 | 81 | 10 916 | 10 330 | 76 | 54 | 7 562 | 7 358 |
| 53 PART* | NONSTORE RETAILERS* | 37 | 11 | 2 526 | 2 376 | 33 | 5 | 782 | 416 |
| PONTIAC | | | | | | | | | |
| | RETAIL TRADE, TOTAL | 1 078 | 832 | 161 684 | 156 440 | | | | |
| 52 | LUMBER, BLDG MATLS, HDWE, FARM EQUIP, DEALERS | 69 | 55 | 9 922 | 9 640 | | | | |
| 53 PART* | GENERAL MERCHANDISE GROUP STORES* | 31 | 25 | 20 789 | 20 701 | | | | |
| 54 | FOOD STORES | 211 | 143 | 40 519 | 38 371 | | | | |
| 55 EX.554 | AUTOMOTIVE DEALERS | 40 | 36 | 31 534 | 31 460 | | | | |
| 55PT(554) | GASOLINE SERVICE STATIONS | 119 | 107 | 10 397 | 9 995 | | | | |
| 56 | APPAREL, ACCESSORY STORES | 93 | 87 | 13 500 | 13 426 | | | | |
| 57 | FURNITURE, HOME FURNISHINGS, EQUIPMENT STORES | 82 | 58 | 8 821 | 8 147 | | | | |
| 58 | EATING, DRINKING PLACES | 214 | 192 | 8 947 | 8 653 | | | | |
| 59PT(591) | DRUG STORES, PROPRIETARY STORES | 44 | 44 | 6 685 | 6 685 | | | | |
| 59 EX.591 | OTHER RETAIL STORES | 115 | 75 | 9 148 | 8 510 | | | | |
| 53 PART* | NONSTORE RETAILERS* | 60 | 10 | 1 422 | 852 | | | | |
| SAGINAW | | | | | | | | | |

Standard Notes: - Represents zero. (D) Withheld to avoid disclosure. (NA) Not available. (X) Not applicable.
 *Nonstore retailers, part of SIC major group 53, are shown separately in this table.

Minnesota

CONTENTS

[Page numbers listed here omit the State prefix, 25-, which appears as part of number for each page.]

| | page |
|--|-----------|
| State Map | 3 |
| Chart on Retail Sales: 1958 and 1963 | 4 |
| TABLE 1 The State: 1963 and 1958 | 5 |
| 2 The State: 1963 | 6 |
| 3 Counties; Cities of 2,500 Inhabitants or More: 1963 | 8 |
| 4 Standard Metropolitan Statistical Areas: 1963 | 18 |
| 5 Counties With 500 Establishments or More: 1963 | 24 |
| 6 Cities With 500 Establishments or More: 1963 | 33 |
| 7 In-Plant Food Contractors: 1963 | 37 |
| 8 Commissaries, Exchanges, and Eating and Drinking Places Operated for Military Personnel by the U.S. Department of Defense: 1963 | 37 |
| 9 Counties; Cities of 2,500 Inhabitants or More: 1958 | 38 |
| 10 Standard Metropolitan Statistical Areas: 1958 | 40 |
| 11 Counties With 500 Establishments or More: 1958 | 41 |
| 12 Cities With 500 Establishments or More: 1958 | 42 |



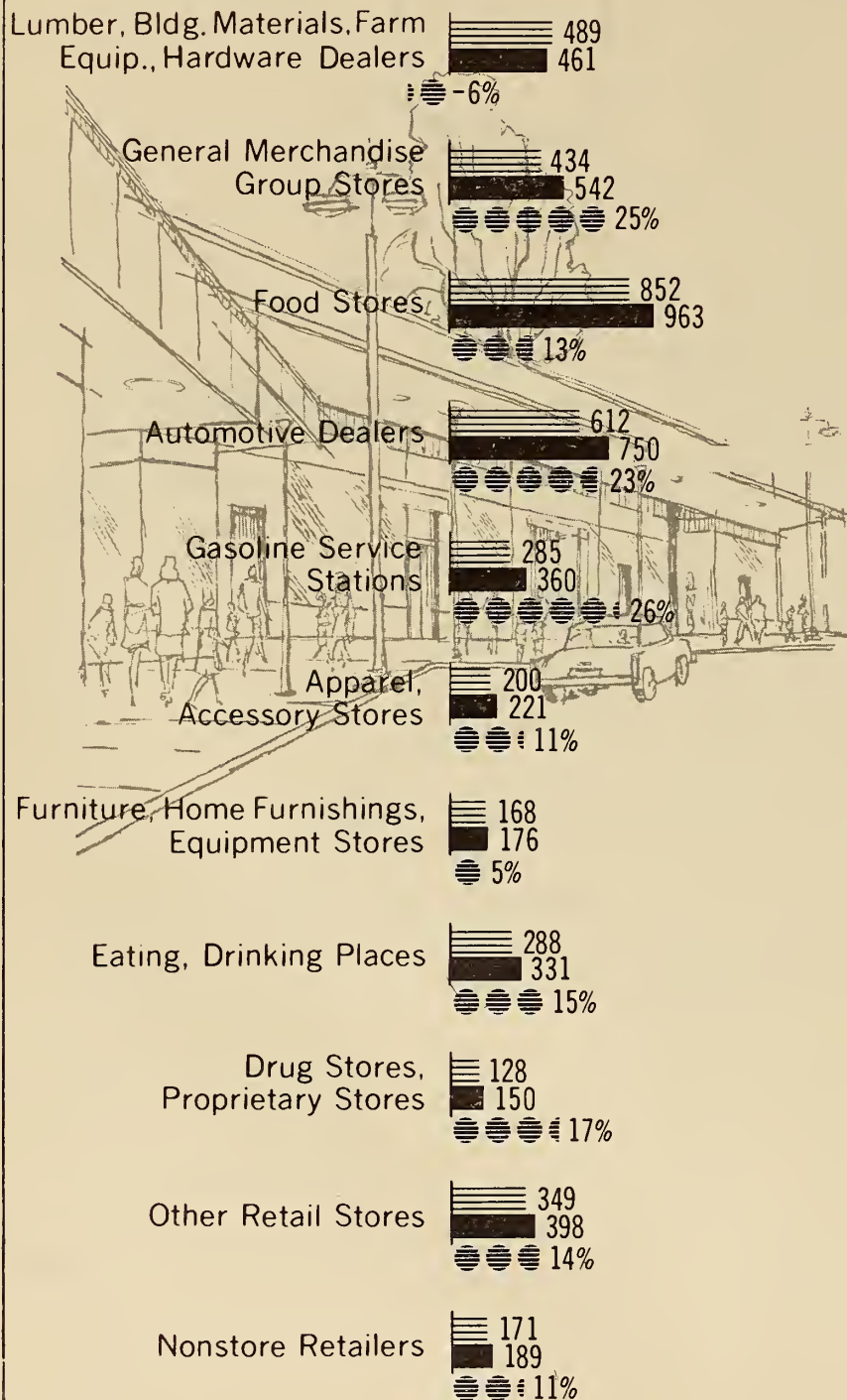
MINNESOTA



1958 \$3,976,493,000
State total
 1963 \$4,541,290,000

EACH SYMBOL = 5% CHANGE
 ●●●●● 14%

MINNESOTA Retail Trade: 1958 and 1963 SALES IN MILLIONS OF DOLLARS



1958 1963

1963 CENSUS OF BUSINESS, U. S. Department of Commerce, Bureau of the Census

TABLE 1. The State: 1963 and 1958

| SIC code | Kind of business | 1963 | | | | 1958 | | | |
|-----------|---|-------------------|-----------------------------|--|--|-------------------|-----------------------------|--|--|
| | | Establishments | | Sales | | Establishments | | Sales | |
| | | Total (number) | With payroll (number) | Total, all establish- ments (\$1,000) | Establish- ments with payroll (\$1,000) | Total (number) | With payroll (number) | Total, all establish- ments (\$1,000) | Establish- ments with payroll (\$1,000) |
| | RETAIL TRADE, TOTAL | 32 467 | 23 867 | 4 541 290 | 4 341 374 | 34 666 | 24 572 | 3 976 453 | 3 767 077 |
| | LUMBER, BUILDING MATERIALS, HARDWARE, FARM EQUIPMENT DEALERS | | | | | | | | |
| 52 | TOTAL | 3 285 | 2 775 | 460 788 | 446 266 | 3 856 | 3 104 | 489 299 | 472 751 |
| 521 | LUMBER AND OTHER BUILDING MATERIALS DEALERS | 877 | 827 | 178 151 | 175 969 | 1 058 | 926 | 194 044 | 191 766 |
| 522-524 | HEATING, PLUMBING, PAINT, ELECTRICAL STORES | 336 | 266 | 24 674 | 22 680 | 422 | 280 | 27 785 | 25 371 |
| 5251 | HARDWARE STORES | 1 246 | 982 | 99 706 | 92 692 | 1 400 | 1 044 | 111 711 | 102 677 |
| 5252 | FARM EQUIPMENT DEALERS | 826 | 700 | 158 257 | 154 925 | 976 | 854 | 155 759 | 152 937 |
| | GENERAL MERCHANDISE GROUP STORES* | | | | | | | | |
| 53 PART* | TOTAL | 1 112 | 938 | 541 699 | 537 449 | 1 602 | 1 078 | 433 878 | 421 062 |
| 531 | DEPARTMENT STORES | 84 | 84 | 390 071 | 390 071 | 54 | 54 | 264 780 | 264 780 |
| 533 | LIMITED PRICE VARIETY STORES | 427 | 375 | 64 082 | 63 384 | 460 | 396 | 59 026 | 57 734 |
| 539 | MISCELLANEOUS GENERAL MERCHANDISE STORES | 601 | 479 | 87 546 | 83 994 | 1 088 | 628 | 110 072 | 98 548 |
| | FOOD STORES | | | | | | | | |
| 54 | TOTAL | 5 064 | 3 342 | 963 094 | 903 010 | 5 728 | 3 852 | 851 681 | 797 285 |
| 541 | GROCERY STORES, INCLUDING DELICATESSENS | 3 829 | 2 421 | 881 515 | 830 649 | 4 150 | 2 752 | 749 910 | 707 042 |
| 542 | MEAT MARKETS, FISH (SEAFOOD) MARKETS | 283 | 199 | 25 951 | (0) | (1) | (1) | (1) | (1) |
| 543 | FRUIT STORES, VEGETABLE MARKETS | 104 | 36 | 5 585 | 3 427 | 145 | 57 | 7 824 | 5 566 |
| 544 | CANDY, NUT, CONFECTIONERY STORES | 163 | 111 | 4 791 | 3 651 | 140 | 76 | 5 946 | 5 026 |
| 545-549 | OTHER FOOD STORES | 685 | 575 | 45 252 | (0) | 851 | 651 | 42 909 | 38 431 |
| | AUTOMOTIVE DEALERS | | | | | | | | |
| 55 EX,554 | TOTAL | 1 779 | 1 437 | 750 230 | 738 726 | 1 761 | 1 453 | 612 203 | 604 451 |
| | GASOLINE SERVICE STATIONS | | | | | | | | |
| 55PT(554) | TOTAL | 4 349 | 3 307 | 359 674 | 328 144 | 4 237 | 3 039 | 285 421 | 253 301 |
| | APPAREL, ACCESSORY STORES | | | | | | | | |
| 56 | TOTAL | 1 889 | 1 547 | 221 474 | 213 938 | 1 923 | 1 575 | 199 898 | 193 180 |
| 561,567 | MEN'S, BOY'S, APPAREL STORES, CUSTOM TAILORS | 391 | 341 | 47 206 | 46 082 | 458 | 404 | 49 223 | 47 985 |
| 562-3,568 | WOMEN'S CLOTHING, SPECIALTY STORES | 673 | 555 | 75 432 | 73 580 | 679 | 551 | 69 278 | 67 338 |
| 562 | WOMEN'S READY-TO-WEAR STORES | 451 | 379 | 58 703 | 57 517 | ** | 428 | ** | 60 311 |
| 563,568 | WOMEN'S ACCESSORY, SPECIALTY STORES, FURRIERS | 222 | 176 | 16 729 | 16 063 | ** | 123 | ** | 7 027 |
| 565 | FAMILY CLOTHING STORES | 361 | 287 | 65 344 | 63 354 | ** | 245 | ** | 48 964 |
| 566 | SHOE STORES | 385 | 295 | 28 882 | 26 570 | 385 | 293 | 26 468 | 24 720 |
| 564,569 | OTHER APPAREL, ACCESSORY STORES | 79 | 69 | 4 610 | 4 352 | 98 | 82 | 4 501 | 4 173 |
| | FURNITURE, HOME FURNISHINGS, EQUIPMENT STORES | | | | | | | | |
| 57 | TOTAL | 1 693 | 1 217 | 176 410 | 166 960 | 1 826 | 1 340 | 168 419 | 158 875 |
| 571 | FURNITURE, HOME FURNISHINGS STORES | 938 | 626 | 109 271 | 103 101 | 878 | 694 | 102 905 | 99 101 |
| 572,573 | HOUSEHOLD APPLIANCE, RADIO, TELEVISION, MUSIC STORES | 755 | 591 | 67 139 | 63 859 | 948 | 646 | 65 514 | 59 774 |
| | EATING, DRINKING PLACES | | | | | | | | |
| 58 | TOTAL | 6 461 | 5 071 | 330 935 | 309 155 | 7 010 | 5 154 | 288 481 | 260 247 |
| 5812 | EATING PLACES | 4 457 | 3 763 | 224 606 | 214 610 | 4 689 | 3 645 | 186 840 | 171 652 |
| 5813 | DRINKING PLACES (ALCOHOLIC BEVERAGES) | 2 004 | 1 308 | 106 329 | 94 545 | 2 321 | 1 509 | 101 641 | 88 595 |
| | DRUG STORES, PROPRIETARY STORES | | | | | | | | |
| 59PT(591) | TOTAL | 929 | 893 | 150 107 | 149 077 | 933 | 877 | 128 144 | 126 502 |
| 591 | DRUG STORES | 898 | 864 | 147 825 | 146 803 | 902 | 850 | 126 561 | 125 041 |
| (| PROPRIETARY STORES | 31 | 29 | 2 282 | 2 274 | 31 | 27 | 1 583 | 1 461 |
| | OTHER RETAIL STORES | | | | | | | | |
| 59 EX,591 | TOTAL | 4 398 | 3 004 | 397 757 | 372 839 | 4 417 | 2 853 | 348 500 | 321 324 |
| 592 | LIQUOR STORES | 831 | 675 | 106 625 | 99 393 | 786 | 636 | 85 543 | 81 175 |
| 593 | ANTIQUES STORES, SECONDHAND STORES | 331 | 179 | 14 967 | 13 201 | 271 | 153 | 9 523 | 8 291 |
| 594 | BOOK, STATIONERY STORES | 98 | 74 | 6 442 | 6 174 | 105 | 67 | 6 297 | 5 803 |
| 595 | SPORTING GOODS STORES, BICYCLE SHOPS | 221 | 135 | 12 217 | 11 225 | 198 | 116 | 9 903 | 8 101 |
| 596 | FARM, GARDEN SUPPLY STORES, INCLUDING FEEO STORES | 824 | 602 | 136 027 | 132 367 | 818 | 620 | 116 958 | 113 284 |
| 597 | JEWELRY STORES | 404 | 250 | 19 266 | 16 912 | 519 | 303 | 21 072 | 17 780 |
| 598 | FUEL, ICE DEALERS | 363 | 277 | 40 094 | 39 024 | 460 | 294 | 44 748 | 41 338 |
| 599 | OTHER STORES | 1 326 | 812 | 62 119 | 54 543 | 1 260 | 664 | 54 456 | 45 552 |
| | NONSTORE RETAILERS* | | | | | | | | |
| 53 PART* | TOTAL | 1 508 | 336 | 189 122 | 175 810 | 1 373 | 247 | 170 569 | 158 099 |

Standard Notes: - Represents zero. (D) Withheld to avoid disclosure. (NA) Not available. (X) Not applicable.
 *Nonstore retailers, part of SIC major group 53, are shown separately in this table.
 **Data not provided because establishments with no payroll are classified only at the next broader kind-of-business level.
 †Comparable data not available because of change in kind-of-business definition.

TABLE 2. The State: 1963

| SIC code | Kind of business | Establishments | | Sales | | Payroll, entire year (\$1,000) | Payroll, workweek ended nearest Nov. 15 (dollars) | Paid employees, workweek ended nearest Nov. 15 (number) | Active proprietors of unincorporated businesses (number) |
|-----------|--|----------------|-----------------------|-------------------------------------|---------------------------------------|--------------------------------|---|---|--|
| | | Total (number) | With payroll (number) | Total, all establishments (\$1,000) | Establishments with payroll (\$1,000) | | | | |
| | RETAIL TRADE, TOTAL | 32 467 | 23 867 | 4 541 290 | 4 341 374 | 523 682 | 10 317 546 | 163 185 | 29 798 |
| | LUMBER, BUILDING MATERIALS, HARDWARE, FARM EQUIPMENT DEALERS | | | | | | | | |
| | TOTAL | 3 285 | 2 775 | 460 788 | 446 266 | 49 787 | 973 446 | 11 866 | 2 713 |
| 521 | LUMBER YARDS | 718 | 692 | 155 583 | 153 735 | 18 569 | 361 998 | 3 831 | 284 |
| | BUILDING MATERIALS DEALERS | 159 | 135 | 22 568 | 22 234 | 3 212 | 67 396 | 750 | 89 |
| 522 | HEATING, PLUMBING EQUIPMENT DEALERS | 112 | 98 | 9 294 | 9 122 | 1 832 | 35 417 | 384 | 114 |
| 523 | PAINT, GLASS, WALLPAPER STORES | 195 | 151 | 13 510 | 12 282 | 2 025 | 41 055 | 483 | 133 |
| 524 | ELECTRICAL SUPPLY STORES | 29 | 17 | 1 870 | 1 276 | 273 | 5 557 | 63 | 32 |
| 5251 | HARDWARE STORES | 1 246 | 982 | 99 706 | 92 692 | 11 041 | 211 622 | 3 253 | 1 258 |
| 5252 | FARM EQUIPMENT DEALERS | 826 | 700 | 158 257 | 154 925 | 12 835 | 250 401 | 3 102 | 803 |
| | GENERAL MERCHANDISE GROUP STORES* | | | | | | | | |
| | TOTAL | 1 112 | 938 | 541 699 | 537 449 | 82 239 | 1 632 068 | 29 212 | 877 |
| 531 | DEPARTMENT STORES | 84 | 84 | 390 071 | 390 071 | 62 302 | 1 252 079 | 21 208 | - |
| 533 | LIMITED PRICE VARIETY STORES | 427 | 375 | 64 082 | 63 384 | 10 595 | 198 917 | 4 569 | 330 |
| 539 | GENERAL MERCHANDISE STORES | 529 | 425 | 83 222 | 79 864 | 8 748 | 169 564 | 3 185 | 477 |
| | DRY GOODS STORES | 44 | 38 | 3 650 | 3 582 | 512 | 9 752 | 203 | 35 |
| | SEWING, NEEDLEWORK STORES | 28 | 16 | 674 | 548 | 82 | 1 756 | 47 | 35 |
| | FOOD STORES | | | | | | | | |
| | TOTAL | 5 064 | 3 342 | 963 094 | 903 010 | 71 591 | 1 407 032 | 24 036 | 4 986 |
| 541 | GROCERY STORES, INCLUDING DELICATESSENS | 3 829 | 2 421 | 881 515 | 830 649 | 60 493 | 1 191 648 | 20 058 | 3 718 |
| 542 | MEAT MARKETS | 273 | 197 | 25 630 | 23 228 | 2 346 | 48 037 | 628 | 307 |
| | FISH (SEAFOOD) MARKETS | 10 | 2 | 321 | (D) | (D) | (D) | (D) | (D) |
| 543 | FRUIT STORES, VEGETABLE MARKETS | 104 | 36 | 5 585 | 3 427 | 308 | 5 799 | 98 | 113 |
| 544 | CANDY, NUT, CONFECTIONERY STORES | 163 | 111 | 4 791 | 3 651 | 508 | 8 262 | 219 | 110 |
| 545 | DAIRY PRODUCTS STORES | 119 | 81 | 10 119 | 8 475 | 837 | 16 717 | 315 | 109 |
| 546 | RETAIL BAKERIES | 492 | 454 | 24 438 | 23 542 | 6 224 | 119 953 | 2 464 | 537 |
| 5462 | RETAIL BAKERIES, MANUFACTURING | 447 | 419 | 22 667 | 22 021 | 5 926 | 114 146 | 2 336 | 501 |
| 5463 | RETAIL BAKERIES, NONMANUFACTURING | 45 | 35 | 1 771 | 1 521 | 298 | 5 807 | 128 | 36 |
| 549 | EGG AND POULTRY DEALERS | 49 | 31 | 4 784 | 4 236 | 251 | 5 391 | 84 | 48 |
| | OTHER | 25 | 9 | 5 911 | (D) | (D) | (D) | (D) | (D) |
| | AUTOMOTIVE DEALERS | | | | | | | | |
| | TOTAL | 1 779 | 1 437 | 750 230 | 738 726 | 68 578 | 1 296 944 | 13 188 | 1 415 |
| 551 | PASSENGER CAR DEALERS, FRANCHISED | 892 | 888 | 645 027 | 644 903 | 57 700 | 1 096 778 | 10 902 | 626 |
| | DOMESTIC CAR DEALERS | 836 | 832 | 575 285 | 575 161 | 49 915 | 967 048 | 9 692 | 606 |
| | IMPORTED CAR DEALERS | 24 | 24 | 19 787 | 19 787 | 2 626 | 46 497 | 422 | 7 |
| | DOMESTIC AND IMPORTED CAR DEALERS | 32 | 32 | 49 955 | 49 955 | 5 159 | 83 233 | 788 | 13 |
| 552 | PASSENGER CAR DEALERS, NONFRANCHISED | 307 | 145 | 36 496 | 30 452 | 2 383 | 45 389 | 559 | 297 |
| 553 | TIRE, BATTERY, ACCESSORY DEALERS | 330 | 246 | 39 675 | 37 649 | 5 886 | 109 586 | 1 171 | 268 |
| | HOME AND AUTO SUPPLY STORES | 22 | 22 | 5 562 | 5 562 | 655 | 11 375 | 151 | 21 |
| 559 | MISCELLANEOUS AIRCRAFT, MARINE, AUTOMOTIVE DEALERS | 228 | 136 | 23 470 | 20 160 | 1 954 | 33 816 | 405 | 203 |
| | AIRCRAFT, BOAT, MOTORCYCLE DEALERS | 124 | 86 | 10 479 | 9 367 | 1 067 | 17 987 | 226 | 118 |
| | HOUSEHOLD TRAILER DEALERS | 88 | 42 | 10 001 | 7 879 | 559 | 10 301 | 111 | 72 |
| | OTHER AUTOMOTIVE DEALERS | 16 | 8 | 2 990 | 2 914 | 328 | 5 528 | 68 | 13 |
| | GASOLINE SERVICE STATIONS | | | | | | | | |
| 55PT(554) | TOTAL | 4 349 | 3 307 | 359 674 | 328 144 | 29 836 | 627 542 | 10 362 | 4 293 |
| | APPAREL, ACCESSORY STORES | | | | | | | | |
| | TOTAL | 1 889 | 1 547 | 221 474 | 213 938 | 31 616 | 611 338 | 10 696 | 1 597 |
| 561,567 | MEN'S, BOYS' APPAREL STORES, CUSTOM TAILORS | 391 | 341 | 47 206 | 46 092 | 6 657 | 123 284 | 1 767 | 355 |
| 561 | MEN'S, BOYS' CLOTHING AND FURNISHINGS STORES | 356 | 320 | 46 134 | 45 080 | 6 401 | 119 629 | 1 694 | 322 |
| 567 | CUSTOM TAILORS | 35 | 21 | 1 072 | 1 002 | 256 | 3 655 | 73 | 33 |
| 562-3,568 | WOMEN'S CLOTHING, SPECIALTY STORES | 673 | 555 | 75 432 | 73 580 | 11 505 | 221 210 | 4 298 | 554 |
| 562 | WOMEN'S READY-TO-WEAR STORES | 451 | 379 | 58 703 | 57 517 | 9 143 | 175 858 | 3 427 | 373 |
| 563,568 | WOMEN'S ACCESSORY, SPECIALTY STORES, FURRIERS | 222 | 176 | 16 729 | 16 063 | 2 362 | 45 352 | 871 | 181 |
| 563 | MILLINERY STORES | 58 | 40 | 2 132 | 2 004 | 347 | 5 987 | 125 | 33 |
| | CORSET, LINGERIE STORES | 8 | 8 | (D) | (D) | (D) | (D) | (D) | (D) |
| | HOSIERY STORES | 3 | 3 | (D) | (D) | (D) | (D) | (D) | (D) |
| | APPAREL, ACCESSORY, OTHER SPECIALTY STORES | 104 | 94 | 10 326 | 10 150 | 1 348 | 24 918 | 560 | 91 |
| 568 | FURRIERS, FUR SHOPS | 49 | 31 | 3 931 | 3 569 | 618 | 13 180 | 160 | 49 |
| 565 | FAMILY CLOTHING STORES | 361 | 287 | 65 344 | 63 354 | 9 072 | 182 104 | 3 234 | 284 |
| 566 | SHOE STORES | 385 | 295 | 28 882 | 26 570 | 3 929 | 75 770 | 1 150 | 299 |
| | MEN'S SHOE STORES | 17 | 17 | 1 480 | 1 480 | 206 | 4 283 | 55 | 2 |
| | WOMEN'S SHOE STORES | 40 | 40 | 6 158 | 6 158 | 1 044 | 20 194 | 288 | 19 |
| | CHILDREN'S, JUVENILES' SHOE STORES | 8 | 6 | 381 | 365 | 80 | 1 451 | 16 | 5 |
| | FAMILY SHOE STORES | 320 | 232 | 20 863 | 18 567 | 2 599 | 49 842 | 791 | 273 |
| 564 | CHILDREN'S, INFANTS' WEAR STORES | 69 | 65 | 4 199 | 4 147 | 430 | 8 572 | 240 | 90 |
| 569 | MISCELLANEOUS APPAREL, ACCESSORY STORES | 10 | 4 | 411 | 205 | 23 | 398 | 7 | 15 |

Standard Notes: - Represents zero. (D) Withheld to avoid disclosure. (NA) Not available. (X) Not applicable.
 *Nonstore retailers, part of SIC major group 53, are shown separately in this table.

TABLE 2. The State: 1963-Continued

| SIC code | Kind of business | Establishments | | Sales | | Payroll, entire year (\$1,000) | Payroll, workweek ended nearest Nov. 15 (dollars) | Paid employees, workweek ended nearest Nov. 15 (number) | Active proprietors of unincorporated businesses (number) |
|---|---|----------------|-----------------------|-------------------------------------|---------------------------------------|--------------------------------|---|---|--|
| | | Total (number) | With payroll (number) | Total, all establishments (\$1,000) | Establishments with payroll (\$1,000) | | | | |
| FURNITURE, HOME FURNISHINGS, EQUIPMENT STORES | | | | | | | | | |
| 57 | TOTAL | 1 693 | 1 217 | 176 410 | 166 960 | 26 286 | 505 370 | 6 095 | 1 414 |
| 571 | FURNITURE, HOME FURNISHINGS STORES | 938 | 626 | 109 271 | 103 101 | 16 574 | 319 949 | 3 589 | 827 |
| 5712 | FURNITURE STORES | 658 | 442 | 84 748 | 80 464 | 12 111 | 218 870 | 2 547 | 575 |
| 5713 | FLOOR COVERING STORES | 150 | 114 | 17 816 | 16 808 | 3 411 | 80 050 | 734 | 133 |
| 5714 | DRAPERY, CURTAIN, UPHOLSTERY STORES | 79 | 37 | 2 032 | 1 520 | 325 | 5 430 | 92 | 76 |
| 5715 | CHINA, GLASSWARE, METALWARE STORES | 31 | 17 | 3 426 | 3 286 | 530 | 11 605 | 159 | 26 |
| 5719 | MISCELLANEOUS HOME FURNISHINGS STORES | 20 | 16 | 1 249 | 1 023 | 197 | 3 994 | 57 | 17 |
| 572 | HOUSEHOLD APPLIANCE STORES | 401 | 307 | 37 230 | 35 082 | 5 333 | 100 334 | 1 295 | 264 |
| 5732 | RADIO, TELEVISION STORES | 194 | 168 | 14 999 | 14 651 | 2 085 | 41 248 | 614 | 184 |
| 5733 | MUSIC STORES | 160 | 116 | 14 910 | 14 126 | 2 294 | 43 839 | 597 | 139 |
| | RECORD SHOPS | 33 | 21 | 1 561 | 1 375 | 218 | 3 876 | 62 | 28 |
| | MUSICAL INSTRUMENT STORES | 127 | 95 | 13 349 | 12 751 | 2 076 | 39 963 | 535 | 111 |
| EATING, DRINKING PLACES | | | | | | | | | |
| 58 | TOTAL | 6 461 | 5 071 | 330 935 | 309 155 | 74 874 | 1 519 010 | 32 648 | 6 600 |
| 5812 | EATING PLACES | 4 457 | 3 763 | 224 606 | 214 610 | 56 096 | 1 143 920 | 26 353 | 4 650 |
| | RESTAURANTS, LUNCHROOMS | 3 249 | 2 711 | 173 712 | 165 918 | 44 827 | 908 350 | 20 459 | 3 427 |
| | CAFETERIAS | 76 | 72 | 8 886 | 8 850 | 2 753 | 59 124 | 1 148 | 65 |
| | REFRESHMENT PLACES | 996 | 872 | 35 408 | 33 522 | 6 766 | 141 407 | 3 871 | 1 051 |
| | CATERERS | 136 | 108 | 6 600 | 6 320 | 1 750 | 35 039 | 875 | 107 |
| 5813 | DRINKING PLACES (ALCOHOLIC BEVERAGES) | 2 004 | 1 308 | 106 329 | 94 545 | 18 778 | 375 090 | 6 295 | 1 950 |
| DRUG STORES, PROPRIETARY STORES | | | | | | | | | |
| 59PT(591) | TOTAL | 929 | 893 | 150 107 | 149 077 | 21 851 | 415 797 | 7 157 | 787 |
| 591 | DRUG STORES | 898 | 864 | 147 825 | 146 803 | 21 529 | 406 974 | 6 939 | 761 |
| | PROPRIETARY STORES | 31 | 29 | 2 282 | 2 274 | 322 | 8 823 | 218 | 26 |
| OTHER RETAIL STORES | | | | | | | | | |
| 59 EX, 591 | TOTAL | 4 398 | 3 004 | 397 757 | 372 839 | 41 562 | 820 999 | 11 027 | 3 773 |
| 592 | LIQUOR STORES | 831 | 675 | 106 625 | 99 393 | 8 891 | 187 697 | 2 644 | 635 |
| 593 | ANTIQUE STORES, SECONOHANO STORES | 331 | 179 | 14 967 | 13 201 | 2 223 | 47 682 | 703 | 317 |
| 5932 | ANTIQUE STORES | 50 | 8 | 569 | 181 | 27 | 651 | 13 | 52 |
| 5933 | SECONOHANO STORES | 281 | 171 | 14 398 | 13 020 | 2 196 | 47 031 | 690 | 265 |
| 594 | BOOK, STATIONERY STORES | 98 | 74 | 6 442 | 6 174 | 889 | 17 009 | 304 | 98 |
| 5942 | BOOK STORES | 38 | 24 | 3 360 | 3 242 | 372 | 7 546 | 139 | 34 |
| 5943 | STATIONERY STORES | 60 | 50 | 3 082 | 2 932 | 517 | 9 463 | 165 | 64 |
| 595 | SPORTING GOODS STORES, BICYCLE SHOPS | 221 | 135 | 12 217 | 11 225 | 1 231 | 26 001 | 363 | 210 |
| 5952 | SPORTING GOODS STORES | 195 | 121 | 11 347 | 10 499 | 1 145 | 24 668 | 335 | 183 |
| 5953 | BICYCLE SHOPS | 26 | 14 | 870 | 726 | 86 | 1 333 | 28 | 27 |
| 5962 | HAY, GRAIN, FEED STORES | 547 | 413 | 102 776 | 100 324 | 6 215 | 116 425 | 1 516 | 393 |
| 5969 | OTHER FARM SUPPLY STORES | 249 | 165 | 30 614 | 29 418 | 2 467 | 43 918 | 575 | 166 |
| | GARDEN SUPPLY STORES | 28 | 24 | 2 637 | 2 625 | 431 | 7 654 | 85 | 19 |
| 597 | JEWELRY STORES | 404 | 250 | 19 266 | 16 912 | 2 611 | 49 350 | 684 | 411 |
| 598 | FUEL, ICE DEALERS | 363 | 277 | 40 094 | 39 024 | 5 991 | 124 897 | 1 330 | 245 |
| 5982 | COAL AND WOOD DEALERS | 63 | 45 | 4 209 | (0) | (0) | (0) | (0) | (0) |
| | ICE DEALERS | 9 | 1 | 75 | (0) | (0) | (0) | (0) | (0) |
| 5983 | FUEL OIL DEALERS | 107 | 79 | 12 728 | 12 162 | 1 205 | 23 718 | 269 | 98 |
| 5984 | BOTTLED GAS DEALERS | 184 | 152 | 23 082 | 22 826 | 4 268 | 91 768 | 917 | 69 |
| 5992 | FLORISTS | 199 | 153 | 12 379 | 11 617 | 3 270 | 54 548 | 818 | 198 |
| 5993 | CIGAR STORES, STANOS | 74 | 42 | 3 681 | 3 055 | 331 | 7 429 | 135 | 69 |
| 5994 | NEWS DEALERS, NEWSSTANOS | 39 | 23 | 1 836 | 1 586 | 124 | 3 081 | 54 | 37 |
| 5996 | CAMERA, PHOTOGRAPHIC SUPPLY STORES | 45 | 41 | 6 526 | 6 346 | 846 | 17 379 | 227 | 35 |
| 5997 | GIFT, NOVELTY, SOUVENIR SHOPS | 180 | 110 | 5 048 | 4 140 | 508 | 10 751 | 226 | 203 |
| 5998 | OPTICAL GOODS STORES | 230 | 214 | 12 220 | 11 922 | 2 601 | 50 817 | 563 | 199 |
| 5999 | TYPEWRITER STORES | 28 | 18 | 1 801 | 1 671 | 299 | 5 407 | 63 | 27 |
| | LUGGAGE, LEATHER GOODS STORES | 42 | 16 | 1 861 | 1 619 | 289 | 3 922 | 56 | 41 |
| | HOBBY, TOY, GAME SHOPS | 72 | 46 | 3 151 | 2 765 | 349 | 7 741 | 144 | 61 |
| | RELIGIOUS GOODS STORES | 30 | 20 | 1 481 | 1 149 | 207 | 3 655 | 60 | 26 |
| | PET SHOPS | 31 | 17 | 952 | 704 | 106 | 2 747 | 43 | 33 |
| | OTHER | 356 | 112 | 11 183 | 7 969 | 1 683 | 32 889 | 434 | 350 |
| NONSTORE RETAILERS* | | | | | | | | | |
| 53 PART* | TOTAL | 1 508 | 336 | 189 122 | 175 810 | 25 462 | 508 000 | 6 898 | 1 343 |
| 532 | MAIL-ORDER HOUSES | 125 | 115 | 124 227 | 124 183 | 18 245 | 374 736 | 5 190 | 18 |
| 534 | MERCHANNOISE VENDING MACHINE OPERATORS | 136 | 54 | 18 547 | 16 529 | 2 206 | 41 424 | 462 | 129 |
| 535 | DIRECT SELLING (HOUSE-TO-HOUSE) ORGANIZATIONS | 1 247 | 167 | 46 348 | 35 098 | 5 011 | 91 840 | 1 246 | 1 196 |

Standard Notes: - Represents zero. (D) Withheld to avoid disclosure. (NA) Not available. (X) Not applicable.
 *Nonstore retailers, part of SIC major group 53, are shown separately in this table.

Inhabitants or More: 1963

| Kind-of-business group - continued | | | | | | | | | | | | | | | | | | | |
|------------------------------------|-----------------|------------------------|-----------------|---------------------------|-----------------|---------------------------|-----------------|---|-----------------|---------------------------|-----------------|---------------------------------|-----------------|---------------------------|-----------------|---------------------------|-----------------|-------------|----|
| Food stores | | Automotive dealers | | Gasoline service stations | | Apparel, accessory stores | | Furniture, home furnishings, equipment stores | | Eating, drinking places | | Drug stores, proprietary stores | | Other retail stores | | Nonstore retailers | | Line number | |
| Estab-lish-ments (number) | Sales (\$1,000) | Estab-lish-ments (No.) | Sales (\$1,000) | Estab-lish-ments (number) | Sales (\$1,000) | Estab-lish-ments (number) | Sales (\$1,000) | Estab-lish-ments (number) | Sales (\$1,000) | Estab-lish-ments (number) | Sales (\$1,000) | Estab-lish-ments (No.) | Sales (\$1,000) | Estab-lish-ments (number) | Sales (\$1,000) | Estab-lish-ments (number) | Sales (\$1,000) | | |
| 5 064 | 963 094 | 1 779 | 750 230 | 4 349 | 359 674 | 1 889 | 221 474 | 1 693 | 176 410 | 6 461 | 330 935 | 929 | 150 107 | 4 398 | 397 757 | 1 508 | 189 122 | 1 | |
| 39 | 3 239 | 5 | 1 712 | 28 | 1 327 | 11 | 619 | 5 | 277 | 35 | 969 | 3 | 264 | 19 | 1 271 | 46 | (0) | 2 | |
| 63 | 28 253 | 27 | 9 393 | 84 | 8 731 | 16 | 2 497 | 27 | 2 410 | 102 | 5 318 | 11 | 3 700 | 42 | 4 090 | 46 | 2 037 | 3 | |
| 16 | 5 622 | 9 | 7 381 | 25 | 2 623 | 5 | 1 070 | 9 | 1 318 | 22 | 1 668 | 4 | 765 | 15 | 1 042 | 13 | 1 581 | 4 | |
| 7 | - | - | - | 5 | 520 | - | - | - | - | 2 | (0) | - | - | 4 | 891 | 2 | (0) | 5 | |
| 7 | 627 | - | - | 3 | (0) | - | - | 1 | (0) | 4 | 138 | - | - | 4 | - | 4 | 48 | 6 | |
| 10 | 8 632 | 7 | 825 | 18 | 2 316 | 3 | 117 | 3 | 292 | 17 | 819 | 2 | (0) | 8 | 897 | 9 | 171 | 7 | |
| 6 | 4 269 | - | - | 11 | 1 002 | 2 | (0) | 4 | 185 | 17 | 706 | 2 | (0) | 4 | (0) | 13 | 163 | 8 | |
| 13 | 6 286 | 4 | 703 | 16 | 1 163 | 5 | 844 | 4 | 150 | 12 | 719 | 2 | (0) | 4 | 138 | 2 | (0) | 9 | |
| - | - | - | - | 2 | (0) | - | - | 1 | (0) | 5 | 247 | 1 | (0) | 1 | (0) | 2 | (0) | 10 | |
| 11 | 2 817 | 7 | 484 | 4 | 323 | 1 | (0) | 5 | (0) | 23 | (0) | - | - | 6 | 544 | 3 | 28 | 11 | |
| 39 | 5 422 | 18 | 3 935 | 43 | 3 003 | 15 | 1 919 | 9 | 563 | 60 | 1 842 | 6 | 705 | 40 | 3 288 | 10 | 924 | 12 | |
| 17 | 3 888 | 11 | 3 014 | 23 | 1 981 | 9 | 1 825 | 7 | (0) | 26 | 1 206 | 4 | (0) | 27 | 1 857 | 7 | 603 | 13 | |
| 22 | 1 534 | 7 | 921 | 20 | 1 022 | 6 | 94 | 2 | (0) | 34 | 636 | 2 | (0) | 13 | 1 431 | 3 | 321 | 14 | |
| 56 | 7 288 | 22 | 5 315 | 28 | 3 126 | 20 | 2 710 | 7 | 631 | 48 | 1 772 | 4 | 849 | 35 | 3 148 | 11 | 710 | 15 | |
| 30 | 6 118 | 18 | (0) | 20 | 2 419 | 19 | (0) | 6 | (0) | 26 | 1 087 | 3 | (0) | 29 | 2 741 | 8 | 670 | 16 | |
| 26 | 1 170 | 4 | (0) | 8 | 707 | 1 | (0) | 1 | (0) | 22 | 685 | 1 | (0) | 6 | 407 | 3 | 40 | 17 | |
| 27 | 3 993 | 9 | 1 332 | 34 | 3 490 | 2 | (0) | 10 | 1 439 | 26 | 1 196 | 5 | 428 | 28 | 2 307 | 4 | (0) | 18 | |
| 5 | 231 | 3 | (0) | 9 | 1 566 | - | - | 4 | 728 | 4 | 177 | 1 | (0) | 7 | 973 | 2 | - | 19 | |
| 6 | 2 511 | 3 | (0) | 9 | 1 022 | 1 | (0) | 1 | (0) | 7 | 443 | 2 | (0) | 9 | 238 | 2 | (0) | 20 | |
| 16 | 1 251 | 3 | (0) | 16 | 902 | 1 | (0) | 5 | (0) | 15 | 576 | 2 | (0) | 12 | 1 096 | 2 | (0) | 21 | |
| 22 | 2 474 | 8 | 1 324 | 18 | 1 063 | 7 | 737 | 7 | (0) | 25 | 622 | 4 | 366 | 20 | 1 448 | 1 | (0) | 22 | |
| 11 | 1 491 | 7 | (0) | 11 | 713 | 6 | (0) | 6 | 402 | 10 | 365 | 2 | (0) | 7 | 458 | 1 | (0) | 23 | |
| 11 | 983 | 1 | (0) | 7 | 350 | 1 | (0) | 1 | (0) | 15 | 257 | 2 | (0) | 13 | 990 | - | - | 24 | |
| 50 | 13 557 | 36 | 11 484 | 53 | 4 910 | 34 | 4 290 | 30 | 3 576 | 79 | 4 303 | 11 | 1 971 | 79 | 6 214 | 27 | 1 063 | 25 | |
| 25 | 10 900 | 22 | 9 450 | 33 | 3 554 | 31 | 4 152 | 21 | 3 097 | 50 | 3 438 | 6 | 1 700 | 66 | 5 040 | 15 | (0) | 26 | |
| 25 | 2 657 | 14 | 2 034 | 20 | 1 356 | 3 | 138 | 9 | 479 | 29 | 865 | 5 | 271 | 13 | 1 174 | 12 | (0) | 27 | |
| 41 | 9 065 | 27 | 6 621 | 37 | 2 276 | 26 | 2 693 | 21 | 1 474 | 74 | 2 843 | 9 | 1 341 | 53 | 3 911 | 9 | 412 | 28 | |
| 13 | 4 285 | 7 | 3 074 | 15 | 942 | 17 | 1 925 | 8 | 595 | 37 | 1 754 | 5 | 806 | 22 | 2 094 | 3 | 250 | 29 | |
| 11 | 1 758 | 5 | 615 | 10 | 690 | 4 | 369 | 4 | 399 | 13 | 363 | 2 | (0) | 6 | 260 | 4 | (0) | 30 | |
| 8 | 2 260 | 9 | 2 548 | 4 | 186 | 4 | (0) | 5 | 313 | 10 | 352 | 2 | (0) | 11 | 233 | 4 | - | 31 | |
| 9 | 762 | 6 | 384 | 8 | 458 | 1 | (0) | 4 | 167 | 14 | 374 | - | (0) | 14 | 1 324 | 2 | (0) | 32 | |
| 46 | 7 587 | 20 | 6 543 | 34 | 2 047 | 12 | 1 565 | 13 | 792 | 60 | 2 138 | 7 | 746 | 29 | 1 708 | 13 | 886 | 33 | |
| 23 | 5 466 | 9 | 3 904 | 14 | 1 047 | 8 | 1 318 | 6 | 510 | 27 | 881 | 4 | 519 | 18 | 939 | 7 | 723 | 34 | |
| 23 | 2 121 | 11 | 2 639 | 20 | 1 000 | 4 | 247 | 7 | 282 | 33 | 1 257 | 3 | 227 | 11 | 769 | 6 | 163 | 35 | |
| 34 | 3 781 | 16 | 2 942 | 39 | 2 792 | 9 | 464 | 14 | 865 | 54 | 1 943 | 9 | 656 | 34 | 3 002 | 6 | 235 | 36 | |
| 9 | 1 198 | 4 | 843 | 4 | 299 | 4 | 267 | 2 | (0) | 11 | 453 | 2 | (0) | 6 | 1 258 | 3 | 75 | 37 | |
| 25 | 2 583 | 12 | 2 099 | 35 | 2 493 | 5 | 197 | 12 | (0) | 43 | 1 490 | 7 | (0) | 28 | 1 744 | 3 | 160 | 38 | |
| 47 | 4 529 | 18 | 3 320 | 27 | 1 487 | 5 | 316 | 6 | 195 | 60 | 1 716 | 8 | 560 | 38 | 1 405 | 5 | 208 | 39 | |
| 34 | 4 542 | 13 | 3 721 | 27 | 1 996 | 14 | 1 083 | 10 | 802 | 43 | 1 052 | 5 | 687 | 24 | 2 857 | 7 | 355 | 40 | |
| - | - | - | - | 1 | (0) | - | - | - | - | 1 | (0) | - | - | 2 | - | - | - | - | 41 |
| 15 | 2 831 | 8 | 3 215 | 14 | 1 302 | 12 | (0) | 7 | (0) | 22 | 728 | 3 | (0) | 8 | 649 | 1 | (0) | 42 | |
| 19 | 1 711 | 5 | 506 | 12 | (0) | 2 | (0) | 3 | (0) | 20 | (0) | 2 | (0) | 14 | (0) | 6 | (0) | 43 | |
| 33 | 3 535 | 13 | 4 167 | 24 | 1 728 | 14 | 483 | 5 | 400 | 40 | 871 | 5 | 453 | 41 | 3 530 | 13 | 184 | 44 | |
| 55 | 11 401 | 19 | 9 892 | 44 | 4 901 | 13 | 1 226 | 18 | 3 938 | 69 | 4 652 | 13 | 1 445 | 49 | 4 028 | 15 | 761 | 45 | |
| 23 | 8 759 | 12 | 8 195 | 26 | 3 765 | 9 | 1 093 | 11 | 3 579 | 31 | 3 245 | 5 | 942 | 34 | 3 060 | 11 | 753 | 46 | |
| 32 | 2 642 | 7 | 1 697 | 18 | 1 136 | 4 | 133 | 7 | 359 | 38 | 1 407 | 8 | 503 | 15 | 968 | 4 | 8 | 47 | |
| 31 | 2 295 | 3 | 827 | 17 | 970 | 3 | 108 | 5 | 327 | 24 | 1 238 | 3 | 268 | 9 | 771 | - | - | 48 | |
| 16 | 1 377 | 2 | (0) | 12 | 991 | 4 | 168 | - | - | 13 | 382 | 1 | (0) | 5 | 596 | - | - | 49 | |
| 22 | 3 293 | 10 | 3 803 | 22 | 2 085 | 13 | 803 | 8 | 444 | 32 | 871 | 4 | 466 | 34 | (0) | 2 | (0) | 50 | |
| 5 | 955 | 6 | 2 434 | 8 | 790 | 8 | 578 | 5 | 426 | 16 | 565 | 2 | (0) | 18 | 1 296 | 2 | (0) | 51 | |
| 17 | 2 338 | 4 | 1 369 | 14 | 1 295 | 5 | 225 | 3 | 18 | 16 | 306 | 2 | (0) | 16 | (0) | - | - | 52 | |
| 75 | 10 582 | 26 | 6 703 | 68 | 4 896 | 27 | 2 429 | 13 | 894 | 98 | 3 707 | 12 | 1 169 | 71 | 3 704 | 15 | 1 149 | 53 | |
| 21 | 6 942 | 18 | 5 616 | 31 | 3 307 | 17 | 2 027 | 11 | (0) | 46 | 2 143 | 9 | 878 | 40 | 2 270 | 6 | (0) | 54 | |
| 8 | 1 226 | 4 | 690 | 10 | 706 | 6 | 264 | 2 | (0) | 7 | 160 | 2 | (0) | 4 | 363 | - | - | 55 | |
| 46 | 2 414 | 4 | 397 | 27 | 883 | 4 | 138 | - | - | 45 | 1 404 | 1 | (0) | 27 | 1 071 | 9 | (0) | 56 | |
| 83 | 25 062 | 22 | 13 335 | 90 | 8 769 | 23 | 1 866 | 33 | 3 725 | 125 | 8 365 | 17 | 2 358 | 60 | 7 355 | 37 | 2 974 | 57 | |
| 17 | 4 100 | 6 | 3 379 | 13 | 1 002 | 9 | 707 | 9 | 677 | 19 | 1 208 | 4 | 640 | 8 | 366 | 7 | 915 | 58 | |
| 1 | (0) | - | - | 1 | (0) | 1 | (0) | 2 | (0) | 3 | 508 | - | - | 2 | (0) | 4 | - | 59 | |
| 22 | 7 044 | 6 | 7 030 | 20 | 2 476 | 4 | 342 | 6 | 1 054 | 28 | 1 354 | 4 | 612 | 13 | (0) | 4 | 1 273 | 60 | |
| 23 | 9 699 | 2 | (0) | 18 | 1 674 | 6 | 583 | 3 | (0) | 23 | 1 531 | 4 | 677 | 17 | 1 220 | 8 | 386 | 61 | |
| 20 | (0) | 8 | (0) | 38 | (0) | 3 | (0) | 13 | (0) | 52 | 3 764 | 5 | 429 | 20 | 4 881 | 18 | 400 | 62 | |
| 17 | 3 275 | 6 | 1 495 | 24 | 1 659 | 7 | 450 | 5 | 188 | 27 | 1 091 | 4 | 274 | 19 | 1 259 | 10 | 272 | 63 | |
| 51 | 6 634 | 18 | 4 003 | 39 | 2 532 | 18 | 1 533 | 17 | 1 585 | 54 | 1 655 | 5 | 731 | 41 | 4 486 | 7 | 536 | 64 | |
| 14 | 3 729 | 16 | (0) | 23 | 1 868 | 12 | 1 448 | 9 | 1 398 | 20 | 831 | 3 | (0) | 22 | 2 070 | 2 | (0) | 65 | |
| 37 | 2 905 | 2 | (0) | 16 | 664 | 6 | 85 | 8 | 187 | 34 | 824 | 2 | (0) | 19 | 2 416 | 5 | (0) | 66 | |

TABLE 3. Counties; Cities of 2,500

| Line number | County and city | Total | | | | | | | Kind-of-business group | | | | |
|-------------|--------------------------------------|-------------------|--------------------------|--|--|-----------------------------------|--|--|---|---|--------------------|-----------------------------------|--------------------|
| | | Establishments | | Sales | | Payroll, entire year (\$1,000) | Payroll, workweek ended nearest Nov. 15 (dollars) | Paid employees, workweek ended nearest Nov. 15 (number) | Active proprietors of unincorporated businesses (number) | Lumber, building mats., hardware, farm equip. dealers | | General merchandise group stores* | |
| | | Total (number) | With payroll (number) | Total, all establishments (\$1,000) | Establishments with payroll (\$1,000) | | | | | Establishments (number) | Sales (\$1,000) | Establishments (number) | Sales (\$1,000) |
| 1 | LINCOLN COUNTY | 122 | 90 | 10 561 | 9 809 | 724 | 14 685 | 238 | 118 | 19 | 2 495 | 5 | 620 |
| 2 | LYON COUNTY | 316 | 250 | 34 643 | 33 451 | 3 498 | 69 993 | 1 133 | 285 | 38 | 7 069 | 16 | 1 460 |
| 3 | MARSHALL | 116 | 102 | 18 105 | 17 847 | 1 975 | 37 756 | 598 | 90 | 12 | 2 344 | 6 | 753 |
| 4 | TRACY | 61 | 59 | 6 483 | 6 461 | 607 | 12 953 | 224 | 60 | 7 | 1 429 | 4 | 403 |
| 5 | REMAINDER OF COUNTY | 139 | 89 | 10 055 | 9 143 | 916 | 19 284 | 311 | 135 | 19 | 3 296 | 6 | 304 |
| 6 | MCLEOD COUNTY | 362 | 272 | 42 270 | 39 858 | 4 020 | 77 792 | 1 227 | 337 | 68 | 9 409 | 13 | 2 061 |
| 7 | GLENCOE | 72 | 60 | 10 742 | 10 530 | 965 | 17 388 | 274 | 72 | 13 | 2 169 | 4 | 302 |
| 8 | HUTCHINSON | 144 | 112 | 16 441 | 15 637 | 1 608 | 31 669 | 531 | 130 | 20 | 1 719 | 1 | 1 657 |
| 9 | REMAINDER OF COUNTY | 146 | 100 | 15 087 | 13 691 | 1 447 | 28 735 | 422 | 135 | 35 | 5 521 | 3 | 102 |
| 10 | MAHNOMEN COUNTY | 58 | 36 | 4 817 | 4 223 | 322 | 7 327 | 108 | 50 | 8 | 1 178 | 5 | 315 |
| 11 | MARSHALL COUNTY | 139 | 101 | 11 074 | 10 242 | 893 | 18 814 | 301 | 124 | 25 | 2 913 | 6 | 500 |
| 12 | MARTIN COUNTY | 331 | 259 | 36 566 | 34 814 | 3 784 | 73 316 | 1 271 | 284 | 44 | 5 547 | 13 | 2 421 |
| 13 | FAIRMONT | 170 | 130 | 23 246 | 22 106 | 2 663 | 51 163 | 886 | 137 | 14 | 2 441 | 6 | 2 098 |
| 14 | REMAINDER OF COUNTY | 161 | 129 | 13 320 | 12 708 | 1 121 | 22 153 | 385 | 147 | 30 | 3 106 | 7 | 323 |
| 15 | MEEKER COUNTY | 241 | 185 | 24 568 | 22 956 | 2 034 | 40 369 | 705 | 240 | 38 | 5 887 | 8 | 781 |
| 16 | LITCHFIELD | 94 | 86 | 11 938 | 11 592 | 1 134 | 23 366 | 385 | 96 | 11 | 1 626 | 3 | 574 |
| 17 | REMAINDER OF COUNTY | 147 | 99 | 12 630 | 11 364 | 900 | 17 003 | 320 | 144 | 27 | 4 261 | 5 | 207 |
| 18 | MILLE LACS COUNTY | 223 | 159 | 18 674 | 17 716 | 1 747 | 34 537 | 581 | 212 | 33 | 3 083 | 9 | 1 284 |
| 19 | MORRISON COUNTY | 319 | 213 | 27 180 | 23 560 | 2 368 | 45 217 | 834 | 309 | 43 | 4 087 | 13 | 1 770 |
| 20 | LITTLE FALLS | 137 | 107 | 16 563 | 15 561 | 1 625 | 30 972 | 520 | 130 | 13 | 1 908 | 4 | 382 |
| 21 | REMAINDER OF COUNTY | 182 | 106 | 10 617 | 7 999 | 743 | 14 245 | 314 | 179 | 30 | 2 179 | 9 | 1 388 |
| 22 | MOWER COUNTY | 456 | 352 | 59 202 | 56 358 | 6 430 | 132 578 | 1 978 | 439 | 50 | 8 223 | 13 | 4 313 |
| 23 | AUSTIN | 265 | 215 | 42 245 | 40 787 | 4 897 | 102 676 | 1 547 | 251 | 15 | 2 392 | 11 | (D) |
| 24 | REMAINDER OF COUNTY | 191 | 137 | 16 957 | 15 571 | 1 533 | 29 902 | 431 | 188 | 35 | 5 831 | 2 | (O) |
| 25 | MURRAY COUNTY | 164 | 116 | 13 078 | 12 034 | 1 046 | 20 116 | 368 | 157 | 29 | 3 096 | 8 | 772 |
| 26 | NICOLLET COUNTY | 183 | 135 | 16 650 | 15 862 | 1 761 | 37 343 | 673 | 169 | 20 | 1 670 | 6 | 452 |
| 27 | NORTH MANKATO | 31 | 21 | 3 169 | 2 933 | 304 | 7 285 | 122 | 29 | 4 | 183 | 1 | (D) |
| 28 | ST PETER | 101 | 75 | 9 261 | 8 913 | 994 | 22 208 | 362 | 91 | 11 | 1 096 | 3 | (D) |
| 29 | REMAINDER OF COUNTY | 51 | 39 | 4 220 | 4 016 | 463 | 7 850 | 189 | 49 | 5 | 391 | 2 | (D) |
| 30 | NOBLES COUNTY | 298 | 224 | 34 807 | 33 061 | 3 267 | 68 025 | 1 116 | 256 | 43 | 7 034 | 16 | 2 741 |
| 31 | WORTHINGTON | 146 | 124 | 24 717 | 24 175 | 2 515 | 53 946 | 866 | 124 | 11 | 3 287 | 11 | 2 512 |
| 32 | REMAINDER OF COUNTY | 152 | 100 | 10 090 | 8 886 | 752 | 14 079 | 250 | 132 | 32 | 3 747 | 5 | 229 |
| 33 | NORMAN COUNTY | 138 | 106 | 11 149 | 10 545 | 852 | 15 943 | 295 | 128 | 31 | 3 125 | 5 | 485 |
| 34 | OLMSTEO COUNTY | 552 | 438 | 103 442 | 100 948 | 12 616 | 259 475 | 4 054 | 464 | 40 | 8 022 | 14 | 16 765 |
| 35 | ROCHESTER | 421 | 347 | 91 755 | 90 099 | 11 588 | 239 113 | 3 727 | 346 | 20 | 3 398 | 12 | (D) |
| 36 | REMAINDER OF COUNTY | 131 | 91 | 11 687 | 10 849 | 1 028 | 20 362 | 327 | 118 | 20 | 2 624 | 2 | (D) |
| 37 | OTTER TAIL COUNTY | 557 | 391 | 47 749 | 44 753 | 4 551 | 89 820 | 1 625 | 548 | 83 | 7 857 | 18 | 3 785 |
| 38 | FERGUS FALLS | 179 | 147 | 23 368 | 22 622 | 2 688 | 52 533 | 904 | 170 | 22 | 2 959 | 6 | 2 813 |
| 39 | REMAINDER OF COUNTY | 378 | 244 | 24 381 | 22 131 | 1 863 | 36 287 | 721 | 378 | 61 | 4 898 | 12 | 972 |
| 40 | PENNINGTON COUNTY | 127 | 109 | 15 858 | 15 562 | 1 635 | 33 474 | 570 | 117 | 16 | 2 172 | 5 | 1 529 |
| 41 | THIEF RIVER FALLS | 111 | 99 | 15 096 | 14 872 | 1 568 | 32 218 | 545 | 104 | 16 | 2 172 | 5 | 1 529 |
| 42 | REMAINDER OF COUNTY | 16 | 10 | 762 | 690 | 67 | 1 256 | 25 | 13 | - | - | - | - |
| 43 | PINE COUNTY | 232 | 140 | 16 648 | 14 774 | 1 241 | 24 498 | 481 | 227 | 19 | 1 267 | 13 | 1 318 |
| 44 | PIPESTONE COUNTY | 208 | 138 | 19 258 | 17 788 | 1 668 | 33 483 | 588 | 196 | 32 | 4 092 | 7 | 1 094 |
| 45 | PIPESTONE | 114 | 86 | 12 937 | 12 293 | 1 246 | 25 197 | 410 | 100 | 16 | 2 469 | 2 | (O) |
| 46 | REMAINDER OF COUNTY | 94 | 52 | 6 321 | 5 495 | 422 | 8 286 | 178 | 96 | 16 | 1 623 | 5 | (D) |
| 47 | POLK COUNTY | 395 | 305 | 42 042 | 40 098 | 4 093 | 78 402 | 1 343 | 358 | 62 | 8 020 | 13 | 1 104 |
| 48 | CROOKSTON | 127 | 103 | 16 300 | 15 716 | 1 757 | 32 865 | 535 | 101 | 11 | 2 680 | 2 | (O) |
| 49 | EAST GRAND FORKS | 68 | 60 | 10 228 | 9 998 | 1 110 | 22 222 | 361 | 69 | 8 | 2 150 | 2 | (O) |
| 50 | REMAINDER OF COUNTY | 200 | 142 | 15 514 | 14 384 | 1 226 | 23 315 | 447 | 188 | 43 | 3 190 | 9 | 594 |
| 51 | POPE COUNTY | 141 | 89 | 10 375 | 9 229 | 769 | 18 368 | 302 | 150 | 27 | 2 224 | 6 | 350 |
| 52 | GLENWOOD | 63 | 47 | 5 664 | 5 332 | 487 | 13 069 | 189 | 67 | 9 | 926 | 3 | (O) |
| 53 | REMAINDER OF COUNTY | 78 | 42 | 4 711 | 3 897 | 282 | 5 299 | 113 | 83 | 18 | 1 298 | 3 | (D) |
| 54 | RAMSEY COUNTY | 3 025 | 2 303 | 625 293 | 607 423 | 84 171 | 1 675 317 | 25 711 | 2 583 | 123 | 19 713 | 67 | 104 339 |
| 55 | ARDEN HILLS | 5 | 3 | 1 565 | 1 543 | 453 | 10 024 | 122 | 4 | 1 | (D) | - | - |
| 56 | BLAINE (PART) ¹ | - | - | - | - | - | - | - | - | - | - | - | - |
| 57 | FALCON HEIGHTS | 23 | 19 | 4 234 | 4 180 | 459 | 9 949 | 158 | 20 | 1 | (O) | - | (O) |
| 58 | LITTLE CANAUA | 13 | 9 | 695 | 603 | 71 | 1 124 | 20 | 12 | - | - | - | - |
| 59 | MAPLEWOOD | 62 | 54 | 11 307 | 11 045 | 1 031 | 21 048 | 367 | 55 | 3 | 160 | - | - |
| 60 | MOUNDS VIEW | 17 | 13 | 2 024 | 1 984 | 132 | 3 205 | 63 | 16 | - | - | - | - |
| 61 | NEW BRIGHTON | 132 | 118 | 22 980 | 22 356 | 2 741 | 52 986 | 842 | 115 | 8 | 1 092 | 2 | (O) |
| 62 | NORTH ST PAUL | 43 | 33 | 6 734 | 6 546 | 827 | 16 500 | 204 | 41 | 4 | 706 | 1 | (O) |
| 63 | ROSEVILLE | 94 | 84 | 34 924 | 34 814 | 3 585 | 78 833 | 1 318 | 57 | 2 | (O) | 7 | (O) |
| 64 | ST ANTHONY (PART) ⁶ | 48 | 48 | 17 211 | 17 211 | 2 450 | 48 641 | 937 | 14 | 2 | (O) | 6 | 9 054 |
| 65 | ST PAUL | 2 358 | 1 758 | 489 072 | 473 948 | 68 781 | 1 360 925 | 20 628 | 2 036 | 90 | 14 514 | 50 | 87 319 |
| 66 | SHOREVIEW | 9 | 7 | 1 029 | 1 023 | 135 | 3 267 | 44 | 8 | 1 | (D) | - | - |
| 67 | SPRING LAKE PARK (PART) ² | - | - | - | - | - | - | - | - | - | - | - | - |
| 68 | WHITE BEAR LAKE | 96 | 66 | 16 571 | 16 033 | 1 483 | 35 679 | 527 | 93 | 8 | 1 421 | 4 | 166 |
| 69 | REMAINDER OF COUNTY | 111 | 77 | 9 196 | 8 386 | 1 276 | 25 125 | 467 | 96 | 2 | (O) | 1 | (O) |

Standard Notes: - Represents zero. (D) Withheld to avoid disclosure. (NA) Not available. (X) Not applicable. ^r Revised.
^{*} Nonstore retailers, part of SIC major group 53, are shown separately in this table.
¹Blaine is in Anoka and Ramsey Counties. ²Spring Lake Park is in Anoka and Ramsey Counties. ⁶St. Anthony is in Hennepin and Ramsey Counties.

TABLE 3. Counties; Cities of 2,500

| Line number | County and city | Total | | | | | | | Kind-of-business group | | | | |
|-------------|---|----------------|--------------|---------------------------|-----------------------------|----------------------|---|--|---|--|-------|------------------------------------|-------|
| | | Establishments | | Sales | | Payroll, entire year | Payroll, workweek ended nearest Nov. 15 | Paid employees, workweek ended nearest Nov. 15 | Active proprietors of unincorporated businesses | Lumber, building matis., hardware, farm equip. dealers | | General merchandise group stores * | |
| | | Total | With payroll | Total, all establishments | Establishments with payroll | | | | | Estab-lish-ments | Sales | Estab-lish-ments | Sales |
| | | (number) | (number) | (\$1,000) | (\$1,000) | (number) | (\$1,000) | (number) | (\$1,000) | | | | |
| 1 | WILKIN COUNTY | 112 | 88 | 10 704 | 9 948 | 911 | 19 496 | 334 | 114 | 19 | 3 239 | 1 | (D) |
| 2 | BRECKENRIDGE | 60 | 54 | 7 254 | 7 062 | 687 | 14 266 | 257 | 62 | 7 | 1 635 | 1 | (D) |
| 3 | REMAINDER OF COUNTY | 52 | 34 | 3 450 | 2 886 | 224 | 5 230 | 77 | 52 | 12 | 1 604 | - | - |
| 4 | WINONA COUNTY | 424 | 290 | 56 819 | 53 399 | 6 135 | 114 001 | 1 889 | 415 | 39 | 6 452 | 15 | 4 098 |
| 5 | WINONA | 288 | 208 | 47 500 | 45 368 | 5 324 | 97 603 | 1 618 | 266 | 19 | 3 715 | 11 | 3 975 |
| 6 | REMAINDER OF COUNTY | 136 | 82 | 9 319 | 8 031 | 811 | 16 398 | 271 | 149 | 20 | 2 737 | 4 | 123 |
| 7 | WRIGHT COUNTY | 416 | 286 | 33 668 | 30 924 | 2 820 | 57 004 | 957 | 405 | 64 | 6 867 | 11 | 814 |
| 8 | YELLOW MEDICINE COUNTY | 215 | 155 | 17 781 | 16 323 | 1 377 | 28 117 | 521 | 214 | 39 | 4 642 | 13 | 728 |
| 9 | GRANITE FALLS (PART) ⁵ | 67 | 45 | 6 230 | 5 576 | 466 | 9 909 | 194 | 71 | 6 | 550 | 3 | 190 |
| 10 | REMAINDER OF COUNTY | 148 | 110 | 11 551 | 10 747 | 911 | 18 208 | 327 | 143 | 33 | 4 092 | 10 | 538 |

Standard Notes: - Represents zero. (D) Withheld to avoid disclosure. (NA) Not available. (X) Not applicable.
^{*}Nonstore retailers, part of SIC major group 53, are shown separately in this table.
⁵Granite Falls is in Chippewa and Yellow Medicine Counties.

Inhabitants or More: 1963—Continued

| Kind-of-business group -- continued | | | | | | | | | | | | | | | | | | |
|-------------------------------------|-----------------|------------------------|-----------------|---------------------------|-----------------|---------------------------|-----------------|---|-----------------|---------------------------|-----------------|---------------------------------|-----------------|---------------------------|-----------------|---------------------------|-----------------|-------------|
| Food stores | | Automotive dealers | | Gasoline service stations | | Apparel, accessory stores | | Furniture, home furnishings, equipment stores | | Eating, drinking places | | Drug stores, proprietary stores | | Other retail stores | | Nonstore retailers * | | Line number |
| Estab-lish-ments (number) | Sales (\$1,000) | Estab-lish-ments (No.) | Sales (\$1,000) | Estab-lish-ments (number) | Sales (\$1,000) | Estab-lish-ments (number) | Sales (\$1,000) | Estab-lish-ments (number) | Sales (\$1,000) | Estab-lish-ments (number) | Sales (\$1,000) | Estab-lish-ments (No.) | Sales (\$1,000) | Estab-lish-ments (number) | Sales (\$1,000) | Estab-lish-ments (number) | Sales (\$1,000) | |
| 20 | 2 344 | 4 | 1 216 | 16 | 1 171 | 5 | 175 | 4 | 223 | 28 | 1 181 | 3 | (0) | 9 | 508 | 3 | 82 | 1 |
| 11 | 1 831 | 3 | (0) | 9 | 935 | 4 | (0) | 4 | 223 | 13 | 859 | 2 | (0) | 5 | 268 | 1 | (0) | 2 |
| 9 | 513 | 1 | (0) | 7 | 236 | 1 | (0) | - | - | 15 | 322 | 1 | (0) | 4 | 240 | 2 | (0) | 3 |
| 74 | 18 667 | 22 | 8 454 | 48 | 2 744 | 32 | 3 265 | 22 | 1 752 | 96 | 4 420 | 8 | 1 625 | 43 | 3 887 | 25 | 1 455 | 4 |
| 51 | 17 056 | 18 | 7 530 | 30 | 1 987 | 27 | 3 196 | 20 | (0) | 53 | 3 262 | 6 | (0) | 33 | 2 356 | 20 | 1 366 | 5 |
| 23 | 1 611 | 4 | 924 | 18 | 757 | 5 | 69 | 2 | (0) | 43 | 1 158 | 2 | (0) | 10 | 1 531 | 5 | 89 | 6 |
| 67 | 6 027 | 28 | 8 022 | 48 | 3 308 | 13 | 946 | 22 | 1 054 | 82 | 2 220 | 12 | 882 | 54 | 3 110 | 15 | 418 | 7 |
| 30 | 4 124 | 10 | 3 248 | 30 | 1 338 | 13 | 589 | 9 | 497 | 45 | 1 038 | 7 | (0) | 17 | 882 | 2 | (0) | 8 |
| 7 | 1 357 | 5 | 2 091 | 6 | 466 | 6 | 361 | 7 | (0) | 20 | 457 | 2 | (0) | 5 | 169 | - | - | 9 |
| 23 | 2 767 | 5 | 1 157 | 24 | 872 | 7 | 228 | 2 | (0) | 25 | 591 | 5 | 454 | 12 | 713 | 2 | (0) | 10 |

TABLE 4. Standard Metropolitan Statistical Areas: 1963

| SIC code | Standard metropolitan statistical area and kind of business | Establishments | | Sales | | Payroll, entire year (\$1,000) | Payroll, workweek ended nearest Nov. 15 (dollars) | Paid employees, workweek ended nearest Nov. 15 (number) | Active proprietors of unincorporated businesses (number) |
|--|--|---|-----------------------|-------------------------------------|---------------------------------------|--------------------------------|---|---|--|
| | | Total (number) | With payroll (number) | Total, all establishments (\$1,000) | Establishments with payroll (\$1,000) | | | | |
| <u>DULUTH SUPERIOR, MINN.-WIS., SMSA</u> | | Consists of St. Louis County, Minn., and Douglas County, Wis. | | | | | | | |
| | RETAIL TRADE, TOTAL | 2 528 | 1 858 | 318 006 | 304 442 | 36 785 | 710 904 | 11 489 | 2 176 |
| | LUMBER, BUILDING MATERIALS, HARWARE, FARM EQUIPMENT DEALERS | | | | | | | | |
| | TOTAL | 142 | 116 | 15 924 | 15 228 | 2 021 | 38 902 | 473 | 99 |
| 52 | LUMBER YARDS | 35 | 35 | 6 413 | 6 413 | 858 | 15 535 | 166 | 11 |
| 521 | BUILDING MATERIALS DEALERS | 9 | 7 | 2 186 | 2 086 | 240 | 5 233 | 62 | 6 |
| 522 | HEATING, PLUMBING EQUIPMENT DEALERS | 10 | 6 | 427 | 301 | 75 | 1 858 | 15 | 13 |
| 523 | PAINT, GLASS, WALLPAPER STORES | 21 | 17 | 1 274 | 1 256 | 179 | 3 455 | 43 | 13 |
| 524 | ELECTRICAL SUPPLY STORES | - | - | - | - | - | - | - | - |
| 5251 | HARWARE STORES | 58 | 46 | 4 990 | 4 618 | 627 | 12 067 | 177 | 47 |
| 5252 | FARM EQUIPMENT DEALERS | 9 | 5 | 634 | 554 | 42 | 754 | 10 | 9 |
| | GENERAL MERCHANDISE GROUP STORES* | | | | | | | | |
| | TOTAL | 94 | 74 | 34 563 | 33 907 | 5 050 | 99 222 | 1 585 | 60 |
| 53 PART* | DEPARTMENT STORES | 9 | 9 | 23 868 | 23 868 | 3 656 | 72 614 | 1 086 | - |
| 533 | LIMITED PRICE VARIETY STORES | 31 | 29 | 5 350 | 5 328 | 964 | 18 388 | 355 | 13 |
| 539 | GENERAL MERCHANDISE STORES | 49 | 31 | 5 126 | 4 492 | 400 | 7 394 | 133 | 45 |
| | DRY GOODS STORES | 4 | 4 | (0) | (0) | (0) | (0) | (0) | (0) |
| | SEWING, NEEDLEWORK STORES | 1 | 1 | (0) | (0) | (0) | (0) | (0) | (0) |
| | FOOD STORES | | | | | | | | |
| | TOTAL | 439 | 273 | 78 714 | 74 170 | 6 094 | 112 471 | 1 935 | 402 |
| 54 | GROCERY STORES, INCLUDING DELICATESSENS | 340 | 208 | 74 154 | 70 562 | 5 472 | 99 577 | 1 691 | 306 |
| 541 | MEAT MARKETS | 10 | 6 | 938 | 782 | 58 | 1 734 | 19 | 11 |
| 542 | FISH (SEAFOOD) MARKETS | 4 | - | 238 | - | - | - | - | 6 |
| 543 | FRUIT STORES, VEGETABLE MARKETS | 10 | 8 | 234 | 216 | 16 | 284 | 9 | 11 |
| 544 | CANDY, NUT, CONFECTIONERY STORES | 28 | 14 | 778 | 376 | 46 | 672 | 25 | 24 |
| 545 | DAIRY PRODUCTS STORES | 4 | 4 | (0) | (0) | (0) | (0) | (0) | (0) |
| 546 | RETAIL BAKERIES | 34 | 32 | 1 853 | 1 813 | 462 | 9 019 | 172 | 29 |
| 5462 | RETAIL BAKERIES, MANUFACTURING | 28 | 28 | 1 670 | 1 664 | 421 | 8 132 | 154 | 26 |
| 5463 | RETAIL BAKERIES, NONMANUFACTURING | 6 | 4 | 183 | 149 | 41 | 887 | 18 | 3 |
| 549 | EGG AND POULTRY DEALERS | 4 | - | 52 | - | - | - | - | 4 |
| | OTHER | 5 | 1 | (0) | (0) | (0) | (0) | (0) | (0) |
| | AUTOMOTIVE DEALERS | | | | | | | | |
| | TOTAL | 139 | 113 | 55 456 | 54 836 | 4 913 | 95 541 | 971 | 95 |
| 55 EX.554 | PASSENGER CAR DEALERS, FRANCHISED | 61 | 61 | 46 860 | 46 860 | 3 981 | 77 288 | 764 | 34 |
| 551 | DOMESTIC CAR DEALERS | 53 | 53 | 40 989 | 40 989 | 3 437 | 65 868 | 655 | 31 |
| | IMPORTED CAR DEALERS | 3 | 3 | 1 053 | 1 053 | 153 | 2 652 | 31 | 2 |
| | DOMESTIC AND IMPORTED CAR DEALERS | 5 | 5 | 4 818 | 4 818 | 391 | 8 768 | 78 | 1 |
| 552 | PASSENGER CAR DEALERS, NONFRANCHISED | 23 | 11 | (0) | (0) | (0) | (0) | (0) | (0) |
| 553 | TIRE, BATTERY, ACCESSORY DEALERS | 19 | 17 | 3 316 | 3 302 | 503 | 10 302 | 98 | 11 |
| | HOME AND AUTO SUPPLY STORES | 2 | 2 | (0) | (0) | (0) | (0) | (0) | (0) |
| 559 | MISCELLANEOUS AIRCRAFT, MARINE, AUTOMOTIVE DEALERS | 34 | 22 | 2 119 | 1 863 | 148 | 2 760 | 40 | 23 |
| | AIRCRAFT, BOAT, MOTORCYCLE DEALERS | 22 | 16 | 1 146 | 1 014 | 95 | 1 838 | 28 | 16 |
| | HOUSEHOLD TRAILER DEALERS | 9 | 5 | 952 | (0) | (0) | (0) | (0) | (0) |
| | OTHER AUTOMOTIVE DEALERS | 3 | 1 | 21 | (0) | (0) | (0) | (0) | (0) |
| | GASOLINE SERVICE STATIONS | | | | | | | | |
| 55PT(554) | TOTAL | 309 | 255 | 22 856 | 21 366 | 1 923 | 41 693 | 696 | 294 |
| | APPAREL, ACCESSORY STORES | | | | | | | | |
| | TOTAL | 165 | 145 | 23 286 | 22 926 | 3 456 | 64 694 | 1 214 | 122 |
| 561,567 | MEN'S, BOYS' APPAREL STORES, CUSTOM TAILORS | 37 | 33 | 4 507 | 4 391 | 596 | 11 034 | 171 | 32 |
| 561 | MEN'S, BOYS' CLOTHING AND FURNISHINGS STORES | 36 | 32 | (0) | (0) | (0) | (0) | (0) | (0) |
| 567 | CUSTOM TAILORS | 1 | 1 | (0) | (0) | (0) | (0) | (0) | (0) |
| 562-3,568 | WOMEN'S CLOTHING, SPECIALTY STORES | 68 | 60 | 9 766 | 9 654 | 1 693 | 31 046 | 630 | 55 |
| 562 | WOMEN'S READY-TO-WEAR STORES | 40 | 38 | 5 556 | 5 504 | 999 | 18 471 | 399 | 29 |
| 563,568 | WOMEN'S ACCESSORY, SPECIALTY STORES, FURRIERS | 28 | 22 | 4 210 | 4 150 | 694 | 12 575 | 231 | 26 |
| 563 | MILLINERY STORES | 10 | 6 | (0) | (0) | (0) | (0) | (0) | (0) |
| | CORSET, LINGERIE STORES | 2 | 2 | (0) | (0) | (0) | (0) | (0) | (0) |
| | HOSIERY STORES | - | - | - | - | - | - | - | - |
| | APPAREL, ACCESSORY, OTHER SPECIALTY STORES | 12 | 10 | 3 221 | 3 195 | 555 | 9 266 | 184 | 12 |
| 568 | FURRIERS, FUR SHOPS | 4 | 4 | 627 | 627 | 86 | 2 392 | 26 | 5 |
| 565 | FAMILY CLOTHING STORES | 27 | 25 | 6 988 | 6 942 | 899 | 17 379 | 322 | 12 |
| 566 | SHOE STORES | 27 | 21 | 1 759 | 1 673 | 232 | 4 593 | 69 | 19 |
| | MEN'S SHOE STORES | 1 | 1 | (0) | (0) | (0) | (0) | (0) | (0) |
| | WOMEN'S SHOE STORES | 4 | 4 | (0) | (0) | (0) | (0) | (0) | (0) |
| | CHILDREN'S, JUVENILES' SHOE STORES | - | - | - | - | - | - | - | - |
| | FAMILY SHOE STORES | 22 | 16 | 1 093 | 1 007 | 137 | 2 685 | 45 | 17 |
| 564 | CHILDREN'S, INFANTS' WEAR STORES | 6 | 6 | 266 | 266 | 36 | 642 | 22 | 4 |
| 569 | MISCELLANEOUS APPAREL, ACCESSORY STORES | - | - | - | - | - | - | - | - |

Standard Notes: - Represents zero. (D) Withheld to avoid disclosure. (NA) Not available. (X) Not applicable.
 *Nonstore retailers, part of SIC major group 53, are shown separately in this table.

TABLE 4. Standard Metropolitan Statistical Areas: 1963—Continued

| SIC code | Standard metropolitan statistical area and kind of business | Establishments | | Sales | | Payroll, entire year (\$1,000) | Payroll, workweek ended nearest Nov. 15 (dollars) | Paid employees, workweek ended nearest Nov. 15 (number) | Active proprietors of unincorporated businesses (number) |
|---|---|----------------|--------------|---------------------------|-----------------------------|--------------------------------|---|---|--|
| | | Total | With payroll | Total, all establishments | Establishments with payroll | | | | |
| | | (number) | (number) | (\$1,000) | (\$1,000) | | | | |
| DULUTH-SUPERIOR, MINN.-WIS., SMSA—Continued | | | | | | | | | |
| FURNITURE, HOME FURNISHINGS, EQUIPMENT STORES | | | | | | | | | |
| | TOTAL | 132 | 104 | 14 100 | 13 730 | 2 242 | 39 468 | 532 | 93 |
| 57 | FURNITURE, HOME FURNISHINGS STORES | 74 | 54 | 9 411 | 9 105 | 1 520 | 26 166 | 310 | 58 |
| 5712 | FURNITURE STORES | 57 | 37 | 8 294 | 7 988 | 1 298 | 21 967 | 261 | 40 |
| 5713 | FLOOR COVERING STORES | 10 | 10 | 833 | 833 | 171 | 3 171 | 33 | 12 |
| 5714 | DRAPERY, CURTAIN, UPHOLSTERY STORES | 3 | 3 | (D) | (D) | (D) | (D) | (D) | (D) |
| 5715 | CHINA, GLASSWARE, METALWARE STORES | 2 | 2 | (D) | (D) | (D) | (D) | (D) | (D) |
| 5719 | MISCELLANEOUS HOME FURNISHINGS STORES | 2 | 2 | (D) | (D) | (D) | (D) | (D) | (D) |
| 572 | HOUSEHOLD APPLIANCE STORES | 30 | 28 | 2 450 | 2 430 | 404 | 7 470 | 126 | 14 |
| 5732 | RADIO, TELEVISION STORES | 9 | 9 | 1 025 | 1 025 | 115 | 2 289 | 34 | 8 |
| 5733 | MUSIC STORES | 19 | 13 | 1 214 | 1 170 | 203 | 3 543 | 62 | 13 |
| | RECORD SHOPS | 4 | 2 | 165 | (D) | (D) | (D) | (D) | (D) |
| | MUSICAL INSTRUMENT STORES | 15 | 11 | 1 049 | (D) | (D) | (D) | (D) | (D) |
| EATING, DRINKING PLACES | | | | | | | | | |
| | TOTAL | 586 | 440 | 24 339 | 22 197 | 5 035 | 102 514 | 2 406 | 582 |
| 58 | EATING PLACES | 306 | 260 | 13 496 | 12 704 | 3 185 | 65 126 | 1 704 | 320 |
| 5812 | RESTAURANTS, LUNCHROOMS | 210 | 176 | 10 187 | 9 651 | 2 539 | 51 650 | 1 303 | 219 |
| | CAFETERIAS | 7 | 5 | 349 | 343 | 72 | 1 779 | 76 | 7 |
| | REFRESHMENT PLACES | 81 | 73 | 2 762 | 2 610 | 536 | 11 037 | 305 | 88 |
| | CATERERS | 8 | 6 | 198 | 190 | 38 | 660 | 20 | 6 |
| 5813 | DRINKING PLACES (ALCOHOLIC BEVERAGES) | 280 | 180 | 10 843 | 9 403 | 1 850 | 37 388 | 702 | 262 |
| DRUG STORES, PROPRIETARY STORES | | | | | | | | | |
| | TOTAL | 63 | 63 | 9 908 | 9 908 | 1 520 | 29 036 | 456 | 44 |
| 59PT(591) | DRUG STORES | 62 | 62 | (D) | (D) | (D) | (D) | (D) | (D) |
| 591 | PROPRIETARY STORES | 1 | 1 | (D) | (D) | (D) | (D) | (D) | (D) |
| OTHER RETAIL STORES | | | | | | | | | |
| | TOTAL | 368 | 250 | 25 723 | 23 599 | 3 228 | 63 223 | 843 | 311 |
| 59 Ex. 591 | LIQUOR STORES | 77 | 53 | 8 077 | 7 299 | 654 | 12 283 | 157 | 66 |
| 593 | ANTIQUA STORES, SECONDHAND STORES | 27 | 15 | 1 008 | 916 | 203 | 5 397 | 79 | 22 |
| 5932 | ANTIQUA STORES | 25 | 15 | 24 | 24 | — | — | — | 2 |
| 5933 | SECONDHAND STORES | 25 | 15 | 984 | 916 | 203 | 5 397 | 79 | 20 |
| 594 | BOOK, STATIONERY STORES | 3 | 3 | 1 253 | 1 253 | 247 | 4 526 | 65 | 8 |
| 5942 | BOOK STORES | 3 | 3 | (D) | (D) | (D) | (D) | (D) | (D) |
| 5943 | STATIONERY STORES | 9 | 9 | (D) | (D) | (D) | (D) | (D) | (D) |
| 595 | SPORTING GOODS STORES, BICYCLE SHOPS | 25 | 13 | 1 523 | 1 391 | 147 | 3 699 | 55 | 18 |
| 5952 | SPORTING GOODS STORES | 23 | 13 | 1 479 | 1 391 | 147 | 3 699 | 55 | 16 |
| 5953 | BICYCLE SHOPS | 2 | — | 44 | — | — | — | — | 2 |
| 5962 | HAY, GRAIN, FEED STORES | 13 | 7 | 588 | 550 | 56 | 1 109 | 18 | 9 |
| 5969 | OTHER FARM SUPPLY STORES | — | — | — | — | — | — | — | — |
| | GARDEN SUPPLY STORES | 3 | 3 | (D) | (D) | (D) | (D) | (D) | (D) |
| 597 | JEWELRY STORES | 37 | 21 | 1 938 | 1 666 | 266 | 5 235 | 65 | 38 |
| 598 | FUEL, ICE DEALERS | 69 | 53 | 6 539 | 6 201 | 913 | 17 405 | 192 | 56 |
| 5982 | COAL AND WOOD DEALERS | 29 | 25 | 1 766 | 1 704 | 175 | 3 490 | 55 | 32 |
| | ICE DEALERS | — | — | — | — | — | — | — | — |
| 5983 | FUEL OIL DEALERS | 21 | 11 | 2 552 | 2 278 | 250 | 4 595 | 47 | 20 |
| 5984 | BOTTLED GAS DEALERS | 19 | 17 | 2 221 | 2 219 | 488 | 9 320 | 90 | 4 |
| 5992 | FLORISTS | 13 | 13 | 644 | 644 | 161 | 2 770 | 40 | 9 |
| 5993 | CIGAR STORES, STANDS | 5 | 5 | 395 | 395 | 50 | 1 003 | 21 | 3 |
| 5994 | NEWS DEALERS, NEWSSTANDS | 12 | 10 | 332 | 310 | 26 | 419 | 17 | 13 |
| 5996 | CAMERA, PHOTOGRAPHIC SUPPLY STORES | 7 | 3 | 443 | 269 | 15 | 193 | 6 | 8 |
| 5997 | GIFT, NOVELTY, SOUVENIR SHOPS | 15 | 7 | 353 | 267 | 34 | 714 | 16 | 17 |
| 5998 | OPTICAL GOODS STORES | 17 | 17 | 1 049 | 1 049 | 223 | 3 468 | 38 | 10 |
| 5999 | TYPEWRITER STORES | 2 | 2 | (D) | (D) | (D) | (D) | (D) | (D) |
| | LUGGAGE, LEATHER GOODS STORES | 2 | 2 | (D) | (D) | (D) | (D) | (D) | (D) |
| | HOBBY, TOY, GAME SHOPS | 1 | 1 | (D) | (D) | (D) | (D) | (D) | (D) |
| | RELIGIOUS GOODS STORES | 2 | 2 | (D) | (D) | (D) | (D) | (D) | (D) |
| | PET SHOPS | 1 | 1 | (D) | (D) | (D) | (D) | (D) | (D) |
| | OTHER | 28 | 10 | 750 | 558 | 104 | 2 834 | 40 | 26 |
| NONSTORE RETAILERS* | | | | | | | | | |
| | TOTAL | 91 | 25 | 13 137 | 12 575 | 1 303 | 24 140 | 378 | 74 |
| 53 PART* | MAIL-ORDER HOUSES | 8 | 8 | (D) | (D) | (D) | (D) | (D) | (D) |
| 534 | MERCHANDISE VENDING MACHINE OPERATORS | 4 | 2 | (D) | (D) | (D) | (D) | (D) | (D) |
| 535 | DIRECT SELLING (HOUSE-TO-HOUSE) ORGANIZATIONS | 79 | 15 | 10 183 | 9 663 | 1 072 | 19 206 | 296 | 70 |

Standard Notes: — Represents zero. (D) Withheld to avoid disclosure. (NA) Not available. (X) Not applicable.
 *Nonstore retailers, part of SIC major group 53, are shown separately in this table.

TABLE 4. Standard Metropolitan Statistical Areas: 1963-Continued

| SIC code | Standard metropolitan statistical area and kind of business | Establishments | | Sales | | Payroll, entire year (\$1,000) | Payroll, workweek ended nearest Nov. 15 (dollars) | Paid employees, workweek ended nearest Nov. 15 (number) | Active proprietors of unincorporated businesses (number) |
|-------------------------------------|--|--|-----------------------|-------------------------------------|---------------------------------------|--------------------------------|---|---|--|
| | | Total (number) | With payroll (number) | Total, all establishments (\$1,000) | Establishments with payroll (\$1,000) | | | | |
| FARGO-MOORHEAD, N. DAK.-MINN., SMSA | | Consists of Cass County, N. Dak., and Clay County, Minn. | | | | | | | |
| | RETAIL TRADE, TOTAL | 985 | 769 | 167 870 | 162 636 | 19 876 | 387 290 | 5 944 | 832 |
| | LUMBER, BUILDING MATERIALS, HARWARE, FARM EQUIPMENT DEALERS | | | | | | | | |
| | TOTAL | 104 | 92 | 22 748 | 21 808 | 2 618 | 50 563 | 581 | 66 |
| 52 | LUMBER YARDS | 23 | 23 | 5 993 | 5 993 | 815 | 14 823 | 154 | 7 |
| 521 | BUILDING MATERIALS DEALERS | 8 | 6 | 1 543 | 1 413 | 265 | 5 558 | 57 | 3 |
| 522 | HEATING, PLUMBING EQUIPMENT DEALERS | 4 | 4 | (0) | (0) | (0) | (0) | (0) | (0) |
| 523 | PAINT, GLASS, WALLPAPER STORES | 7 | 7 | 629 | 629 | 143 | 2 780 | 31 | 3 |
| 524 | ELECTRICAL SUPPLY STORES | 1 | 1 | (0) | (0) | (0) | (0) | (0) | (0) |
| 5251 | HARWARE STORES | 29 | 23 | 2 740 | 2 466 | 260 | 5 612 | 81 | 33 |
| 5252 | FARM EQUIPMENT DEALERS | 32 | 28 | 10 814 | 10 278 | 924 | 17 483 | 216 | 18 |
| | GENERAL MERCHANDISE GROUP STORES* | | | | | | | | |
| | TOTAL | 40 | 24 | 14 849 | 14 537 | 2 234 | 43 065 | 748 | 28 |
| 53 PART* | DEPARTMENT STORES | 4 | 4 | 10 810 | 10 810 | 1 666 | 31 639 | 522 | - |
| 533 | LIMITED PRICE VARIETY STORES | 10 | 8 | 2 205 | (0) | (0) | (0) | (0) | (0) |
| 539 | GENERAL MERCHANDISE STORES | 21 | 11 | 1 772 | 1 528 | 195 | 3 776 | 64 | 19 |
| | DRY GOODS STORES | - | - | - | - | - | - | - | - |
| | SEWING, NEEDLEWORK STORES | 5 | 1 | 62 | (0) | (0) | (0) | (0) | (0) |
| | FOOD STORES | | | | | | | | |
| | TOTAL | 128 | 96 | 29 592 | 28 822 | 2 041 | 43 295 | 837 | 128 |
| 54 | GROCERY STORES, INCLUDING DELICATESSENS | 100 | 78 | 27 774 | 27 218 | 1 770 | 37 408 | 729 | 97 |
| 542 | MEAT MARKETS | 4 | 4 | 490 | 450 | 39 | 903 | 11 | 5 |
| | FISH (SEAFOOD) MARKETS | 1 | 1 | (0) | (0) | (0) | (0) | (0) | (0) |
| 543 | FRUIT STORES, VEGETABLE MARKETS | 7 | 1 | (0) | (0) | (0) | (0) | (0) | (0) |
| 544 | CANDY, NUT, CONFECTIONERY STORES | 3 | 3 | 108 | 108 | 16 | 315 | 11 | 3 |
| 545 | DAIRY PRODUCTS STORES | 5 | 3 | 393 | (0) | (0) | (0) | (0) | (0) |
| 546 | RETAIL BAKERIES | 5 | 5 | 579 | 567 | 169 | 3 899 | 68 | 7 |
| 5462 | RETAIL BAKERIES, MANUFACTURING | 4 | 4 | (0) | (0) | (0) | (0) | (0) | (0) |
| 5463 | RETAIL BAKERIES, NONMANUFACTURING | 1 | 1 | (0) | (0) | (0) | (0) | (0) | (0) |
| 549 | EGG AND POULTRY DEALERS | 3 | 1 | 109 | (0) | (0) | (0) | (0) | (0) |
| | OTHER | - | - | - | - | - | - | - | - |
| | AUTOMOTIVE DEALERS | | | | | | | | |
| | TOTAL | 50 | 46 | 35 001 | 34 897 | 3 766 | 71 045 | 653 | 23 |
| 55 EX-554 | PASSENGER CAR DEALERS, FRANCHISED | 21 | 21 | 29 845 | 29 845 | 3 124 | 58 252 | 527 | 6 |
| 551 | DOMESTIC CAR DEALERS | 18 | 18 | 26 276 | 26 276 | 2 743 | 51 579 | 457 | 6 |
| | IMPORTED CAR DEALERS | 1 | 1 | (0) | (0) | (0) | (0) | (0) | (0) |
| | DOMESTIC AND IMPORTED CAR DEALERS | 2 | 2 | (0) | (0) | (0) | (0) | (0) | (0) |
| 552 | PASSENGER CAR DEALERS, NONFRANCHISED | 8 | 8 | 1 105 | 1 105 | 138 | 3 266 | 32 | 4 |
| 553 | TIRE, BATTERY, ACCESSORY DEALERS | 9 | 9 | 2 255 | 2 255 | 375 | 7 252 | 69 | 3 |
| | HOME AND AUTO SUPPLY STORES | 1 | 1 | (0) | (0) | (0) | (0) | (0) | (0) |
| 559 | MISCELLANEOUS AIRCRAFT, MARINE, AUTOMOTIVE DEALERS | 11 | 7 | (0) | (0) | (0) | (0) | (0) | (0) |
| | AIRCRAFT, BOAT, MOTORCYCLE DEALERS | 3 | 1 | (0) | (0) | (0) | (0) | (0) | (0) |
| | HOUSEHOLD TRAILER DEALERS | 8 | 6 | 1 378 | 1 370 | 86 | 1 590 | 18 | 5 |
| | OTHER AUTOMOTIVE DEALERS | - | - | - | - | - | - | - | - |
| | GASOLINE SERVICE STATIONS | | | | | | | | |
| 55PT(554) | TOTAL | 117 | 103 | 12 177 | 11 643 | 1 178 | 24 560 | 417 | 103 |
| | APPAREL, ACCESSORY STORES | | | | | | | | |
| | TOTAL | 58 | 52 | 9 806 | 9 540 | 1 431 | 26 436 | 480 | 34 |
| 561,567 | MEN'S, BOYS' APPAREL STORES, CUSTOM TAILORS | 14 | 12 | 2 748 | 2 726 | 477 | 8 876 | 122 | 9 |
| 561 | MEN'S, BOYS' CLOTHING AND FURNISHINGS STORES | 12 | 12 | 2 726 | 2 726 | 477 | 8 876 | 122 | 7 |
| 567 | CUSTOM TAILORS | 2 | - | 22 | - | - | - | - | 2 |
| 562-3,568 | WOMEN'S CLOTHING, SPECIALTY STORES | 24 | 22 | 4 193 | 4 143 | 598 | 10 995 | 229 | 11 |
| 562 | WOMEN'S READY-TO-WEAR STORES | 18 | 16 | 3 709 | 3 659 | 525 | 9 661 | 201 | 10 |
| 563,568 | WOMEN'S ACCESSORY, SPECIALTY STORES, FURRIERS | 6 | 6 | 484 | 484 | 73 | 1 334 | 28 | 1 |
| 563 | MILLINERY STORES | 3 | 3 | 135 | 135 | 23 | 436 | 9 | 1 |
| | CORSET, LINGERIE STORES | 1 | 1 | (0) | (0) | (0) | (0) | (0) | (0) |
| | HOSIERY STORES | - | - | - | - | - | - | - | - |
| | APPAREL, ACCESSORY, OTHER SPECIALTY STORES | 1 | 1 | (0) | (0) | (0) | (0) | (0) | (0) |
| 568 | FURRIERS, FUR SHOPS | 1 | 1 | (0) | (0) | (0) | (0) | (0) | (0) |
| 565 | FAMILY CLOTHING STORES | 5 | 5 | 876 | 876 | 139 | 2 737 | 61 | 2 |
| 566 | SHOE STORES | 12 | 10 | 1 735 | 1 541 | 190 | 3 192 | 56 | 9 |
| | MEN'S SHOE STORES | - | - | - | - | - | - | - | - |
| | WOMEN'S SHOE STORES | 2 | 2 | (0) | (0) | (0) | (0) | (0) | (0) |
| | CHILDREN'S, JUVENILES' SHOE STORES | - | - | - | - | - | - | - | - |
| | FAMILY SHOE STORES | 10 | 8 | (0) | (0) | (0) | (0) | (0) | (0) |
| 564 | CHILDREN'S, INFANTS' WEAR STORES | 2 | 2 | (0) | (0) | (0) | (0) | (0) | (0) |
| 569 | MISCELLANEOUS APPAREL, ACCESSORY STORES | 1 | 1 | (0) | (0) | (0) | (0) | (0) | (0) |

Standard Notes: - Represents zero. (D) Withheld to avoid disclosure. (NA) Not available. (X) Not applicable.
 *Nonstore retailers, part of SIC major group 53, are shown separately in this table.

TABLE 4. Standard Metropolitan Statistical Areas: 1963-Continued

| SIC code | Standard metropolitan statistical area and kind of business | Establishments | | Sales | | Payroll, entire year (\$1,000) | Payroll, workweek ended nearest Nov. 15 (dollars) | Paid employees, workweek ended nearest Nov. 15 (number) | Active proprietors of unincorporated businesses (number) |
|---|---|-------------------|--------------------------|--|--|-----------------------------------|--|--|---|
| | | Total (number) | With payroll (number) | Total, all establishments (\$1,000) | Establishments with payroll (\$1,000) | | | | |
| FARGO-MOORHEAD, N. DAK.-MINN., SMSA-Continued | | | | | | | | | |
| FURNITURE, HOME FURNISHINGS, EQUIPMENT STORES | | | | | | | | | |
| 57 | TOTAL | 46 | 40 | 9 125 | 9 085 | 1 486 | 26 696 | 344 | 30 |
| 571 | FURNITURE, HOME FURNISHINGS STORES | 24 | 18 | 4 205 | 4 179 | 671 | 11 450 | 158 | 20 |
| 5712 | FURNITURE STORES | 14 | 10 | 2 869 | 2 847 | 435 | 7 336 | 96 | 13 |
| 5713 | FLOOR COVERING STORES | 4 | 4 | 312 | 312 | 39 | 797 | 8 | 3 |
| 5714 | DRAPERY, CURTAIN, UPHOLSTERY STORES | 2 | 2 | (D) | (D) | (D) | (D) | (D) | (D) |
| 5715 | CHINA, GLASSWARE, METALWARE STORES | 4 | 2 | (D) | (D) | (D) | (D) | (D) | (D) |
| 5719 | MISCELLANEOUS HOME FURNISHINGS STORES | - | - | - | - | - | - | - | - |
| 572 | HOUSEHOLD APPLIANCE STORES | 10 | 10 | 2 337 | 2 337 | 355 | 7 057 | 89 | 2 |
| 5732 | RADIO, TELEVISION STORES | 6 | 6 | 488 | 474 | 57 | 1 161 | 18 | 4 |
| 5733 | MUSIC STORES | 6 | 6 | 2 095 | 2 095 | 403 | 7 028 | 79 | 4 |
| | RECORD SHOPS | 1 | 1 | (D) | (D) | (D) | (D) | (D) | (D) |
| | MUSICAL INSTRUMENT STORES | 5 | 5 | (D) | (D) | (D) | (D) | (D) | (D) |
| EATING, DRINKING PLACES | | | | | | | | | |
| 58 | TOTAL | 208 | 160 | 11 866 | 11 074 | 2 349 | 46 351 | 1 051 | 219 |
| 5812 | EATING PLACES | 148 | 118 | 7 670 | 7 338 | 1 849 | 35 207 | 853 | 153 |
| | RESTAURANTS, LUNCHROOMS | 106 | 82 | 5 855 | 5 577 | 1 475 | 27 385 | 653 | 111 |
| | CAFETERIAS | 7 | 7 | 445 | 445 | 108 | 2 320 | 46 | 6 |
| | REFRESHMENT PLACES | 32 | 26 | 1 305 | 1 251 | 247 | 5 130 | 145 | 34 |
| | CATERERS | 3 | 3 | 65 | 65 | 19 | 372 | 9 | 2 |
| 5813 | DRINKING PLACES (ALCOHOLIC BEVERAGES) | 60 | 42 | 4 196 | 3 736 | 500 | 11 144 | 198 | 66 |
| DRUG STORES, PROPRIETARY STORES | | | | | | | | | |
| 59PT(591) | TOTAL | 31 | 27 | 5 917 | 5 687 | 689 | 13 016 | 214 | 18 |
| 591 | DRUG STORES | 31 | 27 | 5 917 | 5 687 | 689 | 13 016 | 214 | 18 |
| | PROPRIETARY STORES | - | - | - | - | - | - | - | - |
| OTHER RETAIL STORES | | | | | | | | | |
| 59 EX.591 | TOTAL | 163 | 119 | 13 548 | 12 726 | 1 688 | 34 478 | 482 | 146 |
| 592 | LIQUOR STORES | 39 | 33 | 2 672 | 2 360 | 150 | 3 022 | 70 | 35 |
| 593 | ANTIQUE STORES, SECONDHAND STORES | 14 | 4 | 229 | 89 | 11 | 329 | 7 | 15 |
| 5932 | ANTIQUE STORES | 2 | - | 14 | - | - | - | - | 2 |
| 5933 | SECONDHAND STORES | 12 | 4 | 215 | 89 | 11 | 329 | 7 | 13 |
| 594 | BOOK, STATIONERY STORES | 4 | 2 | 291 | (D) | (D) | (D) | (D) | (D) |
| 5942 | BOOK STORES | 1 | 1 | (D) | (D) | (D) | (D) | (D) | (D) |
| 5943 | STATIONERY STORES | 3 | 1 | (D) | (D) | (D) | (D) | (D) | (D) |
| 595 | SPORTING GOODS STORES, BICYCLE SHOPS | 5 | 5 | 582 | 582 | 79 | 1 669 | 27 | 5 |
| 5952 | SPORTING GOODS STORES | 3 | 3 | (D) | (D) | (D) | (D) | (D) | (D) |
| 5953 | BICYCLE SHOPS | 2 | 2 | (D) | (D) | (D) | (D) | (D) | (D) |
| 5962 | HAY, GRAIN, FEED STORES | 5 | 3 | 528 | (D) | (D) | (D) | (D) | (D) |
| 5969 | OTHER FARM SUPPLY STORES | 5 | 5 | 990 | (D) | 67 | 1 069 | 12 | 1 |
| | GARDEN SUPPLY STORES | 1 | 1 | (D) | (D) | (D) | (D) | (D) | (D) |
| 597 | JEWELRY STORES | 14 | 10 | 1 124 | 1 036 | 174 | 3 529 | 51 | 15 |
| 598 | FUEL, ICE DEALERS | 21 | 17 | 2 987 | 2 939 | 261 | 5 496 | 72 | 18 |
| 5982 | COAL AND WOOD DEALERS | 3 | 3 | (D) | (D) | (D) | (D) | (D) | (D) |
| | ICE DEALERS | 1 | 1 | (D) | (D) | (D) | (D) | (D) | (D) |
| 5983 | FUEL OIL DEALERS | 11 | 9 | 1 937 | 1 895 | 107 | 2 165 | 24 | 10 |
| 5984 | BOTTLED GAS DEALERS | 6 | 4 | 828 | 822 | 133 | 2 719 | 34 | 3 |
| 5992 | FLORISTS | 8 | 8 | 520 | 520 | 114 | 2 242 | 33 | 12 |
| 5993 | CIGAR STORES, STANDS | 6 | 2 | 166 | (D) | (D) | (D) | (D) | (D) |
| 5994 | NEWS DEALERS, NEWSSTANDS | 5 | 5 | 285 | 285 | 29 | 563 | 20 | 4 |
| 5996 | CAMERA, PHOTOGRAPHIC SUPPLY STORES | 2 | 2 | (D) | (D) | (D) | (D) | (D) | (D) |
| 5997 | GIFT, NOVELTY, SOUVENIR SHOPS | 5 | 5 | 183 | 183 | 29 | 800 | 17 | 4 |
| 5998 | OPTICAL GOODS STORES | 8 | 6 | 755 | 719 | 223 | 4 618 | 39 | 6 |
| 5999 | TYPEWRITER STORES | 1 | 1 | (D) | (D) | (D) | (D) | (D) | (D) |
| | LUGGAGE, LEATHER GOODS STORES | 1 | 1 | (D) | (D) | (D) | (D) | (D) | (D) |
| | HOBBY, TOY, GAME SHOPS | 4 | 2 | 204 | (D) | (D) | (D) | (D) | (D) |
| | RELIGIOUS GOODS STORES | 1 | 1 | (D) | (D) | (D) | (D) | (D) | (D) |
| | PET SHOPS | 2 | - | 16 | - | - | - | - | 2 |
| | OTHER | 12 | 6 | 314 | 256 | 48 | 1 359 | 17 | 12 |
| NONSTORE RETAILERS* | | | | | | | | | |
| 53 PART* | TOTAL | 40 | 10 | 3 241 | 2 817 | 396 | 7 785 | 137 | 37 |
| 532 | MAIL-ORDER HOUSES | 1 | 1 | (D) | (D) | (D) | (D) | (D) | (D) |
| 534 | MERCHANDISE VENDING MACHINE OPERATORS | 8 | 4 | (D) | (D) | (D) | (D) | (D) | (D) |
| 535 | DIRECT SELLING (HOUSE-TO-HOUSE) ORGANIZATIONS | 31 | 5 | 2 053 | 1 809 | 314 | 5 461 | 95 | 28 |

Standard Notes: - Represents zero. (D) Withheld to avoid disclosure. (NA) Not available. (X) Not applicable.
*Nonstore retailers, part of SIC major group 53, are shown separately in this table.

TABLE 4. Standard Metropolitan Statistical Areas: 1963-Continued

| SIC code | Standard metropolitan statistical area and kind of business | Establishments | | Sales | | Payroll, entire year (\$1,000) | Payroll, workweek ended nearest Nov. 15 (dollars) | Paid employees, workweek ended nearest Nov. 15 (number) | Active proprietors of unincorporated businesses (number) |
|-----------|--|---|-----------------------|-------------------------------------|---------------------------------------|--------------------------------|---|---|--|
| | | Total (number) | With payroll (number) | Total, all establishments (\$1,000) | Establishments with payroll (\$1,000) | | | | |
| | <u>MINNEAPOLIS-ST. PAUL SMSA</u> | Consists of Anoka, Dakota, Hennepin, Ramsey, and Washington Counties, Minn. | | | | | | | |
| | RETAIL TRADE, TOTAL | 10 419 | 7 933 | 2 194 393 | 2 136 377 | 295 345 | 5 788 549 | 88 204 | 8 955 |
| | LUMBER, BUILDING MATERIALS, HARDWARE, FARM EQUIPMENT DEALERS | | | | | | | | |
| 52 | TOTAL | 555 | 469 | 107 996 | 105 682 | 14 408 | 278 478 | 2 891 | 396 |
| 521 | LUMBER YARDS | 97 | 95 | 54 185 | 54 103 | 7 262 | 140 235 | 1 189 | 16 |
| (| BUILDING MATERIALS DEALERS | 41 | 29 | 6 610 | 6 520 | 916 | 19 611 | 175 | 24 |
| 522 | HEATING, PLUMBING EQUIPMENT DEALERS | 19 | 15 | 2 629 | 2 579 | 625 | 11 266 | 94 | 16 |
| 523 | PAINT, GLASS, WALLPAPER STORES | 74 | 60 | 6 340 | 5 820 | 952 | 18 657 | 221 | 42 |
| 524 | ELECTRICAL SUPPLY STORES | 9 | 7 | 455 | 429 | 79 | 1 556 | 23 | 10 |
| 5251 | HARDWARE STORES | 273 | 231 | 28 840 | 27 470 | 3 729 | 70 109 | 1 014 | 249 |
| 5252 | FARM EQUIPMENT DEALERS | 42 | 32 | 8 937 | 8 761 | 845 | 17 044 | 175 | 39 |
| | GENERAL MERCHANDISE GROUP STORES* | | | | | | | | |
| 53 PART* | TOTAL | 257 | 223 | 377 675 | 377 045 | 61 153 | 1 203 083 | 21 412 | 165 |
| 531 | DEPARTMENT STORES | 40 | 40 | 326 121 | 326 121 | 52 812 | 1 047 089 | 17 965 | - |
| 533 | LIMITED PRICE VARIETY STORES | 107 | 93 | 29 391 | 29 193 | 5 538 | 101 710 | 2 450 | 60 |
| 539 | GENERAL MERCHANDISE STORES | 73 | 65 | 19 510 | 19 230 | 2 372 | 46 265 | 818 | 70 |
| (| DRY GOODS STORES | 20 | 16 | 2 188 | 2 126 | 365 | 6 603 | 143 | 15 |
| (| SEWING, NEEDLEWORK STORES | 17 | 9 | 465 | 375 | 66 | 1 416 | 36 | 20 |
| | FOOD STORES | | | | | | | | |
| 54 | TOTAL | 1 710 | 1 218 | 477 964 | 459 432 | 39 739 | 781 291 | 12 136 | 1 592 |
| 541 | GROCERY STORES, INCLUDING DELICATESSENS | 1 203 | 825 | 440 790 | 425 884 | 34 161 | 673 950 | 10 298 | 1 088 |
| 542 | MEAT MARKETS | 120 | 90 | 15 092 | 13 988 | 1 465 | 29 230 | 331 | 128 |
| (| FISH (SEAFOOD) MARKETS | 2 | - | 14 | - | - | - | - | 2 |
| 543 | FRUIT STORES, VEGETABLE MARKETS | 34 | 18 | 2 491 | 2 061 | 201 | 3 662 | 58 | 41 |
| 544 | CANDY, NUT, CONFECTIONERY STORES | 81 | 61 | 2 764 | 2 370 | 344 | 5 296 | 126 | 44 |
| 545 | DAIRY PRODUCTS STORES | 56 | 34 | 4 352 | 3 398 | 218 | 3 937 | 111 | 58 |
| 546 | RETAIL BAKERIES | 196 | 184 | 11 769 | 11 245 | 3 302 | 64 073 | 1 199 | 208 |
| 5462 | RETAIL BAKERIES, MANUFACTURING | 170 | 160 | 10 614 | 10 214 | 3 093 | 60 179 | 1 121 | 192 |
| 5463 | RETAIL BAKERIES, NONMANUFACTURING | 26 | 24 | 1 155 | 1 031 | 209 | 3 894 | 78 | 16 |
| 549 | EGG AND POULTRY DEALERS | 5 | 1 | 358 | (0) | (0) | (0) | (0) | (0) |
| (| OTHER | 13 | 5 | 334 | (0) | (0) | (0) | (0) | (0) |
| | AUTOMOTIVE DEALERS | | | | | | | | |
| 55 EX-554 | TOTAL | 437 | 323 | 354 585 | 350 341 | 35 349 | 645 329 | 5 753 | 250 |
| 551 | PASSENGER CAR DEALERS, FRANCHISED | 137 | 135 | 305 900 | 305 842 | 29 685 | 542 897 | 4 683 | 31 |
| (| DOMESTIC CAR DEALERS | 112 | 110 | 249 364 | 249 306 | 23 339 | 440 309 | 3 770 | 26 |
| (| IMPORTED CAR DEALERS | 12 | 12 | 15 498 | 15 498 | 2 025 | 33 899 | 299 | 4 |
| (| DOMESTIC AND IMPORTED CAR DEALERS | 13 | 13 | 41 038 | 41 038 | 4 321 | 68 689 | 614 | 1 |
| 552 | PASSENGER CAR DEALERS, NONFRANCHISED | 93 | 45 | 16 682 | 14 422 | 1 146 | 21 614 | 234 | 78 |
| 553 | TIRE, BATTERY, ACCESSORY DEALERS | 115 | 81 | 16 317 | 15 457 | 2 958 | 53 760 | 534 | 80 |
| (| HOME AND AUTO SUPPLY STORES | 3 | 3 | (0) | (0) | (0) | (0) | (0) | (0) |
| 559 | MISCELLANEOUS AIRCRAFT, MARINE, AUTOMOTIVE DEALERS | 89 | 59 | (0) | (0) | (0) | (0) | (0) | (0) |
| (| AIRCRAFT, BOAT, MOTORCYCLE DEALERS | 44 | 32 | 6 061 | 5 515 | 691 | 11 835 | 139 | 33 |
| (| HOUSEHOLD TRAILER DEALERS | 36 | 20 | 5 357 | 4 847 | 394 | 7 254 | 71 | 23 |
| (| OTHER AUTOMOTIVE DEALERS | 9 | 7 | (0) | (0) | (0) | (0) | (0) | (0) |
| | GASOLINE SERVICE STATIONS | | | | | | | | |
| 55PT(554) | TOTAL | 1 515 | 1 295 | 160 155 | 153 023 | 15 209 | 321 064 | 5 006 | 1 478 |
| | APPAREL, ACCESSORY STORES | | | | | | | | |
| 56 | TOTAL | 660 | 562 | 105 460 | 103 418 | 17 555 | 343 888 | 5 578 | 438 |
| 561,567 | MEN'S, BOYS' APPAREL STORES, CUSTOM TAILORS | 137 | 113 | 23 088 | 22 710 | 3 849 | 72 938 | 4 997 | 99 |
| 561 | MEN'S, BOYS' CLOTHING AND FURNISHINGS STORES | 109 | 95 | 22 270 | 21 944 | 3 610 | 69 672 | 931 | 74 |
| 567 | CUSTOM TAILORS | 28 | 18 | 818 | 766 | 239 | 3 266 | 66 | 25 |
| 562-3,568 | WOMEN'S CLOTHING, SPECIALTY STORES | 261 | 221 | 40 880 | 40 198 | 6 755 | 130 450 | 2 360 | 171 |
| 562 | WOMEN'S READY-TO-WEAR STORES | 163 | 141 | 33 360 | 33 022 | 5 660 | 108 408 | 1 947 | 111 |
| 563,568 | WOMEN'S ACCESSORY, SPECIALTY STORES, FURRIERS | 98 | 80 | 7 520 | 7 176 | 1 095 | 22 042 | 413 | 60 |
| 563 | MILLINERY STORES | 23 | 17 | (0) | (0) | (0) | (0) | (0) | (0) |
| (| CDRSET, LINGERIE STORES | 6 | 6 | 171 | 171 | 24 | 542 | 11 | 6 |
| (| HOSIERY STORES | 2 | 2 | (0) | (0) | (0) | (0) | (0) | (0) |
| (| APPAREL, ACCESSORY, OTHER SPECIALTY STORES | 41 | 37 | 3 531 | 3 511 | 415 | 8 598 | 221 | 22 |
| 568 | FURRIERS, FUR SHOPS | 26 | 18 | 2 831 | 2 529 | 488 | 9 660 | 112 | 21 |
| 565 | FAMILY CLOTHING STORES | 83 | 71 | 23 512 | 23 238 | 4 334 | 89 773 | 1 401 | 45 |
| 566 | SHOE STORES | 147 | 127 | 15 472 | 14 792 | 2 335 | 45 307 | 676 | 78 |
| (| MEN'S SHOE STORES | 16 | 16 | 1 381 | 1 381 | 194 | 3 986 | 51 | 2 |
| (| WOMEN'S SHOE STORES | 26 | 26 | 4 991 | 4 991 | 887 | 17 290 | 239 | 5 |
| (| CHILDREN'S, JUVENILES' SHOE STORES | 7 | 5 | 234 | 218 | 42 | 711 | 11 | 5 |
| (| FAMILY SHOE STORES | 98 | 80 | 8 866 | 8 202 | 1 212 | 23 320 | 375 | 66 |
| 564 | CHILDREN'S, INFANTS' WEAR STORES | 28 | 26 | 2 303 | 2 275 | 259 | 5 022 | 137 | 40 |
| 569 | MISCELLANEOUS APPAREL, ACCESSORY STORES | 4 | 4 | 205 | 205 | 23 | 398 | 7 | 5 |

Standard Notes: - Represents zero. (D) Withheld to avoid disclosure. (NA) Not available. (X) Not applicable. *Nonstore retailers, part of SIC major group 53, are shown separately in this table.

TABLE 4. Standard Metropolitan Statistical Areas: 1963—Continued

| SIC code | Standard metropolitan statistical area and kind of business | Establishments | | Sales | | Payroll, entire year (\$1,000) | Payroll, workweek ended nearest Nov. 15 (dollars) | Paid employees, workweek ended nearest Nov. 15 (number) | Active proprietors of unincorporated businesses (number) |
|--|---|-------------------|--------------------------|--|--|-----------------------------------|--|--|---|
| | | Total (number) | With payroll (number) | Total, all establishments (\$1,000) | Establishments with payroll (\$1,000) | | | | |
| MINNEAPOLIS-ST. PAUL SMSA—Continued | | | | | | | | | |
| FURNITURE, HOME FURNISHINGS, EQUIPMENT STORES | | | | | | | | | |
| | TOTAL | 692 | 472 | 97 603 | 93 749 | 15 767 | 307 411 | 3 357 | 509 |
| 57 | FURNITURE, HOME FURNISHINGS STORES | 412 | 264 | 64 570 | 61 976 | 10 788 | 212 086 | 2 172 | 305 |
| 5712 | FURNITURE STORES | 241 | 163 | 45 680 | 44 510 | 7 216 | 128 443 | 1 349 | 166 |
| 5713 | FLOOR COVERING STORES | 73 | 53 | 13 157 | 12 501 | 2 636 | 64 988 | 555 | 52 |
| 5714 | ORAPERY, CURTAIN, UPHOLSTERY STORES | 61 | 25 | 1 604 | 1 188 | 272 | 4 444 | 74 | 57 |
| 5715 | CHINA, GLASSWARE, METALWARE STORES | 19 | 9 | 2 941 | 2 815 | 500 | 10 885 | 145 | 13 |
| 5719 | MISCELLANEOUS HOME FURNISHINGS STORES | 18 | 14 | 1 188 | 962 | 164 | 3 326 | 49 | 17 |
| 572 | HOUSEHOLD APPLIANCE STORES | 129 | 89 | 16 260 | 15 434 | 2 225 | 41 904 | 457 | 90 |
| 5732 | RAIO, TELEVISION STORES | 68 | 60 | 7 833 | 7 727 | 1 191 | 23 584 | 356 | 53 |
| 5733 | MUSIC STORES | 83 | 59 | 8 612 | 8 612 | 1 563 | 29 837 | 372 | 61 |
| | RECORD SHOPS | 19 | 13 | 1 060 | 952 | 161 | 2 942 | 45 | 13 |
| | MUSICAL INSTRUMENT STORES | 64 | 46 | 7 880 | 7 660 | 1 402 | 26 895 | 327 | 48 |
| EATING, ORINKING PLACES | | | | | | | | | |
| | TOTAL | 2 168 | 1 874 | 174 841 | 169 793 | 45 917 | 925 773 | 18 269 | 2 064 |
| 58 | EATING PLACES | 1 467 | 1 311 | 117 480 | 115 324 | 33 486 | 677 943 | 14 346 | 1 382 |
| 5812 | RESTAURANTS, LUNCHROOMS | 1 036 | 938 | 91 563 | 90 097 | 26 737 | 539 915 | 11 070 | 1 002 |
| | CAFETERIAS | 50 | 48 | 6 535 | 6 507 | 2 147 | 44 641 | 888 | 40 |
| | REFRESHMENT PLACES | 289 | 259 | 14 925 | 14 535 | 3 312 | 67 037 | 1 725 | 272 |
| | CATERERS | 92 | 66 | 4 457 | 4 185 | 1 290 | 26 350 | 663 | 68 |
| 5813 | ORINKING PLACES (ALCOHOLIC BEVERAGES) | 701 | 563 | 57 361 | 54 469 | 12 431 | 247 830 | 3 923 | 682 |
| ORUG STORES, PROPRIETARY STORES | | | | | | | | | |
| 59PT(591) | TOTAL | 358 | 354 | 79 933 | 79 837 | 12 977 | 247 404 | 4 339 | 247 |
| 591 | ORUG STORES | 350 | 346 | 78 776 | 78 680 | 12 788 | 241 170 | 4 186 | 244 |
| | PROPRIETARY STORES | 8 | 8 | 1 157 | 1 157 | 189 | 6 234 | 153 | 3 |
| OTHER RETAIL STORES | | | | | | | | | |
| 59 EX-591 | TOTAL | 1 451 | 993 | 147 900 | 138 694 | 18 421 | 361 214 | 4 613 | 1 272 |
| 592 | LIQUOR STORES | 263 | 219 | 55 854 | 53 246 | 4 157 | 86 714 | 1 160 | 232 |
| 593 | ANTIQU STORES, SECONOHAND STORES | 154 | 96 | 10 196 | 9 506 | 1 600 | 32 935 | 470 | 136 |
| 5932 | ANTIQU STORES | 32 | 4 | 401 | 115 | 16 | 353 | 5 | 35 |
| 5933 | SECONOHAND STORES | 122 | 92 | 9 795 | 9 391 | 1 584 | 32 582 | 465 | 101 |
| 594 | BOOK, STATIONERY STORES | 50 | 38 | 3 346 | 3 232 | 411 | 7 935 | 149 | 51 |
| 5942 | BOOK STORES | 20 | 14 | 2 354 | 2 306 | 258 | 5 029 | 90 | 14 |
| 5943 | STATIONERY STORES | 30 | 24 | 992 | 926 | 153 | 2 906 | 59 | 37 |
| 595 | SPORTING GOOOS STORES, BICYCLE SHOPS | 83 | 57 | 5 770 | 5 452 | 651 | 12 268 | 170 | 75 |
| 5952 | SPORTING GOOOS STORES | 67 | 47 | 5 153 | 4 907 | 585 | 11 213 | 149 | 58 |
| 5953 | BICYCLE SHOPS | 16 | 10 | 617 | 545 | 66 | 1 055 | 21 | 17 |
| 5962 | HAY, GRAIN, FEEO STORES | 39 | 31 | 9 199 | 9 049 | 575 | 10 676 | 117 | 27 |
| 5969 | OTHER FARM SUPPLY STORES | 15 | 7 | 1 478 | 1 366 | 142 | 2 267 | 28 | 9 |
| | GARDEN SUPPLY STORES | 18 | 16 | 2 104 | 2 098 | 354 | 6 330 | 67 | 13 |
| 597 | JEWELRY STORES | 116 | 76 | 9 010 | 8 224 | 1 387 | 26 494 | 311 | 101 |
| 598 | FUEL, ICE DEALERS | 74 | 52 | 12 135 | 11 781 | 1 819 | 37 185 | 366 | 55 |
| 5982 | COAL AND WOOD DEALERS | 13 | 7 | 1 487 | (0) | (0) | (0) | (0) | (0) |
| | ICE DEALERS | 9 | 1 | 75 | (0) | (0) | (0) | (0) | (0) |
| 5983 | FUEL OIL DEALERS | 32 | 28 | 5 735 | 5 539 | 615 | 11 874 | 125 | 26 |
| 5984 | BOTTLE GAS DEALERS | 20 | 16 | 4 838 | 4 784 | 1 000 | 21 748 | 192 | 7 |
| 5992 | FLORISTS | 96 | 78 | 8 113 | 7 881 | 2 554 | 41 863 | 567 | 88 |
| 5993 | CIGAR STORES, STANOS | 40 | 22 | 2 265 | 1 805 | 182 | 3 575 | 67 | 35 |
| 5994 | NEWS DEALERS, NEWSSTANOS | 23 | 9 | 1 351 | 1 111 | 78 | 2 254 | 27 | 19 |
| 5996 | CAMERA, PHOTOGRAPHIC SUPPLY STORES | 25 | 25 | 4 867 | 4 861 | 700 | 14 581 | 179 | 11 |
| 5997 | GIFT, NOVELTY, SOUVENIR SHOPS | 83 | 47 | 2 867 | 2 353 | 313 | 6 699 | 123 | 95 |
| 5998 | OPTICAL GOOOS STORES | 91 | 85 | 6 503 | 6 415 | 1 607 | 32 560 | 313 | 65 |
| 5999 | TYPEWRITER STORES | 17 | 9 | 1 041 | 933 | 195 | 3 674 | 42 | 16 |
| | LUGGAGE, LEATHER GOOOS STORES | 11 | 11 | 1 411 | 1 411 | 265 | 3 432 | 46 | 8 |
| | HOBBY, TOY, GAME SHOPS | 46 | 30 | 2 390 | 2 138 | 296 | 6 608 | 111 | 36 |
| | RELIGIOUS GOOOS STORES | 19 | 11 | 1 038 | 746 | 143 | 2 547 | 39 | 16 |
| | PET SHOPS | 28 | 16 | 928 | 684 | 103 | 2 700 | 42 | 30 |
| | OTHER | 160 | 58 | 6 034 | 4 392 | 889 | 17 917 | 219 | 154 |
| NONSTORE RETAILERS* | | | | | | | | | |
| 53 PART* | TOTAL | 616 | 150 | 110 281 | 105 373 | 18 850 | 373 614 | 4 850 | 544 |
| 532 | MAIL-ORER HOUSES | 41 | 33 | 72 747 | 72 707 | 13 716 | 279 569 | 3 703 | 11 |
| 534 | MERCHANIOSE VENOING MACHINE OPERATORS | 95 | 39 | 15 579 | 14 395 | 2 052 | 37 418 | 410 | 85 |
| 535 | OIRECT SELLING (HOUSE-TO-HOUSE) ORGANIZATIONS | 480 | 78 | 21 955 | 18 271 | 3 082 | 56 627 | 737 | 448 |

Standard Notes: - Represents zero. (D) Withheld to avoid disclosure. (NA) Not available. (X) Not applicable.
 *Nonstore retailers, part of SIC major group 53, are shown separately in this table.

TABLE 5. Counties With 500 Establishments or More: 1963

| SIC code | County and kind of business | Establishments | | Sales | | Payroll, entire year (\$1,000) | Payroll, workweek ended nearest Nov. 15 (dollars) | Paid employees, workweek ended nearest Nov. 15 (number) | Active proprietors of unincorporated businesses (number) |
|----------------------|--|----------------|-----------------------|-------------------------------------|---------------------------------------|--------------------------------|---|---|--|
| | | Total (number) | With payroll (number) | Total, all establishments (\$1,000) | Establishments with payroll (\$1,000) | | | | |
| <u>OAKOTA COUNTY</u> | | | | | | | | | |
| | RETAIL TRADE, TOTAL | 560 | 424 | 92 808 | 88 484 | 9 530 | 195 819 | 3 101 | 510 |
| | LUMBER, BUILDING MATERIALS, HARDWARE, FARM EQUIPMENT DEALERS | | | | | | | | |
| | TOTAL | 53 | 47 | 12 280 | 12 134 | 1 673 | 33 778 | 333 | 37 |
| 52 | LUMBER AND OTHER BUILDING MATERIALS DEALERS | 13 | 13 | 6 875 | 6 875 | 999 | 20 147 | 177 | 1 |
| 521 | HEATING, PLUMBING, PAINT, ELECTRICAL STORES | 10 | 8 | 680 | 654 | 167 | 3 574 | 31 | 6 |
| 522-524 | HARDWARE STORES | 19 | 15 | 1 698 | 1 578 | 161 | 2 985 | 54 | 19 |
| 5251 | FARM EQUIPMENT DEALERS | 11 | 11 | 3 027 | 3 027 | 346 | 7 072 | 71 | 11 |
| 5252 | | | | | | | | | |
| | GENERAL MERCHANDISE GROUP STORES* | | | | | | | | |
| | TOTAL | 17 | 13 | 6 719 | 6 617 | 638 | 11 611 | 260 | 12 |
| 53 PART* | DEPARTMENT STORES | 2 | 2 | (0) | (0) | (0) | (0) | (0) | (0) |
| 531 | LIMITED PRICE VARIETY STORES | 6 | 4 | 934 | 896 | 144 | 2 556 | 64 | 5 |
| 533 | MISCELLANEOUS GENERAL MERCHANDISE STORES | 9 | 7 | (0) | (0) | (0) | (0) | (0) | (0) |
| 539 | | | | | | | | | |
| | FOOD STORES | | | | | | | | |
| | TOTAL | 83 | 59 | 25 062 | 24 224 | 1 836 | 37 645 | 660 | 83 |
| 54 | GROCERY STORES, INCLUDING DELICATESSENS | 60 | 42 | 23 771 | 23 029 | 1 612 | 33 259 | 582 | 58 |
| 541 | MEAT MARKETS, FISH (SEAFOOD) MARKETS | 2 | 2 | (0) | (0) | (0) | (0) | (0) | (0) |
| 542 | FRUIT STORES, VEGETABLE MARKETS | 3 | 1 | 38 | (0) | (0) | (0) | (0) | (0) |
| 543 | CANDY, NUT, CONFECTIONERY STORES | 1 | 1 | (0) | (0) | (0) | (0) | (0) | (0) |
| 544 | OTHER FOOD STORES | 17 | 13 | 644 | 556 | 153 | 2 679 | 60 | 20 |
| 545-549 | | | | | | | | | |
| | AUTOMOTIVE DEALERS | | | | | | | | |
| | TOTAL | 22 | 20 | 13 335 | 13 013 | 1 234 | 26 570 | 231 | 13 |
| 55 EX.554 | | | | | | | | | |
| | GASOLINE SERVICE STATIONS | | | | | | | | |
| | TOTAL | 90 | 76 | 8 769 | 8 363 | 759 | 16 261 | 262 | 84 |
| 55PT(554) | | | | | | | | | |
| | APPAREL, ACCESSORY STORES | | | | | | | | |
| | TOTAL | 23 | 21 | 1 866 | 1 826 | 225 | 4 120 | 93 | 23 |
| 56 | MEN'S, BOYS' APPAREL STORES, CUSTOM TAILORS | 4 | 4 | 355 | 355 | 32 | 645 | 10 | 3 |
| 561,567 | WOMEN'S CLOTHING, SPECIALTY STORES | 9 | 7 | 513 | 473 | 52 | 960 | 28 | 11 |
| 562-3,568 | WOMEN'S READY-TO-WEAR STORES | 7 | 5 | (0) | (0) | (0) | (0) | (0) | (0) |
| 562 | WOMEN'S ACCESSORY, SPECIALTY STORES, FURRIERS | 2 | 2 | (0) | (0) | (0) | (0) | (0) | (0) |
| 563,568 | FAMILY CLOTHING STORES | 2 | 2 | (0) | (0) | (0) | (0) | (0) | (0) |
| 565 | SHOE STORES | 6 | 6 | 451 | 451 | 54 | 1 155 | 22 | 5 |
| 566 | OTHER APPAREL, ACCESSORY STORES | 2 | 2 | (0) | (0) | (0) | (0) | (0) | (0) |
| 564,569 | | | | | | | | | |
| | FURNITURE, HOME FURNISHINGS, EQUIPMENT STORES | | | | | | | | |
| | TOTAL | 33 | 17 | 3 725 | 3 169 | 319 | 8 657 | 85 | 33 |
| 57 | FURNITURE, HOME FURNISHINGS STORES | 17 | 9 | 2 619 | 2 297 | 190 | 5 967 | 51 | 14 |
| 571 | HOUSEHOLD APPLIANCE, RADIO, TELEVISION, MUSIC STORES | 16 | 8 | 1 106 | 872 | 129 | 2 690 | 34 | 19 |
| 572,573 | | | | | | | | | |
| | EATING, DRINKING PLACES | | | | | | | | |
| | TOTAL | 125 | 103 | 8 365 | 7 869 | 1 880 | 37 730 | 859 | 125 |
| 58 | EATING PLACES | 78 | 74 | 5 182 | 5 154 | 1 250 | 25 271 | 611 | 82 |
| 5812 | DRINKING PLACES (ALCOHOLIC BEVERAGES) | 47 | 29 | 3 183 | 2 715 | 630 | 12 459 | 248 | 43 |
| 5813 | | | | | | | | | |
| | DRUG STORES, PROPRIETARY STORES | | | | | | | | |
| | TOTAL | 17 | 17 | 2 358 | 2 358 | 316 | 5 542 | 107 | 12 |
| 59PT(591) | DRUG STORES | 16 | 16 | (0) | (0) | (0) | (0) | (0) | (0) |
| 591 | PROPRIETARY STORES | 1 | 1 | (0) | (0) | (0) | (0) | (0) | (0) |
| | OTHER RETAIL STORES | | | | | | | | |
| | TOTAL | 60 | 38 | 7 355 | 6 093 | 422 | 8 822 | 124 | 58 |
| 59 EX.591 | LIQUOR STORES | 28 | 12 | 3 006 | 1 972 | 142 | 2 890 | 45 | 26 |
| 592 | ANTIQUA STORES, SECONOHAND STORES | 4 | 2 | (0) | (0) | (0) | (0) | (0) | (0) |
| 593 | BOOK, STATIONERY STORES | - | - | - | - | - | - | - | - |
| 594 | SPORTING GOODS STORES, BICYCLE SHOPS | 1 | 1 | (0) | (0) | (0) | (0) | (0) | (0) |
| 595 | FARM, GARDEN SUPPLY STORES, INCLUDING FEED STORES | 9 | 9 | 3 343 | 3 343 | 168 | 3 173 | 35 | 6 |
| 596 | JEWELRY STORES | 6 | 4 | 190 | 158 | 19 | 392 | 7 | 7 |
| 597 | FUEL, ICE DEALERS | - | - | - | - | - | - | - | - |
| 598 | OTHER STORES | 12 | 10 | 613 | 541 | 84 | 2 192 | 34 | 14 |
| 599 | | | | | | | | | |
| | NONSTORE RETAILERS* | | | | | | | | |
| | TOTAL | 37 | 13 | 2 974 | 2 818 | 228 | 5 083 | 87 | 30 |
| 53 PART* | | | | | | | | | |

Standard Notes: - Represents zero. (D) Withheld to avoid disclosure. (NA) Not available. (X) Not applicable.
 *Nonstore retailers, part of SIC major group 53, are shown separately in this table.

TABLE 5. Counties With 500 Establishments or More: 1963-Continued

| SIC code | County and kind of business | Establishments | | Sales | | Payroll, entire year (\$1,000) | Payroll, workweek ended nearest Nov. 15 (dollars) | Paid employees, workweek ended nearest Nov. 15 (number) | Active proprietors of unincorporated businesses (number) |
|------------------------|--|----------------|-----------------------|-------------------------------------|---------------------------------------|--------------------------------|---|---|--|
| | | Total (number) | With payroll (number) | Total, all establishments (\$1,000) | Establishments with payroll (\$1,000) | | | | |
| HENNEPIN COUNTY | | | | | | | | | |
| | RETAIL TRADE, TOTAL | 5 984 | 4 556 | 1 346 077 | 1 314 353 | 187 898 | 3 646 293 | 55 155 | 5 102 |
| | LUMBER, BUILDING MATERIALS, HARDWARE, FARM EQUIPMENT DEALERS | | | | | | | | |
| 52 | TOTAL | 306 | 248 | 60 147 | 58 525 | 8 150 | 151 269 | 1 642 | 234 |
| 521 | LUMBER YARDS | 46 | 44 | 29 958 | 29 876 | 4 142 | 75 260 | 626 | 8 |
| | BUILDING MATERIALS DEALERS | 33 | 21 | 4 619 | 4 529 | 602 | 12 102 | 113 | 22 |
| 522 | HEATING, PLUMBING EQUIPMENT DEALERS | 9 | 7 | 716 | 700 | 162 | 2 999 | 30 | 9 |
| 523 | PAINT, GLASS, WALLPAPER STORES | 44 | 30 | 4 296 | 3 792 | 596 | 11 798 | 146 | 30 |
| 524 | ELECTRICAL SUPPLY STORES | 4 | 4 | 318 | 318 | 54 | 1 063 | 14 | 7 |
| 5251 | HARDWARE STORES | 157 | 133 | 18 323 | 17 505 | 2 424 | 44 855 | 680 | 147 |
| 5252 | FARM EQUIPMENT DEALERS | 13 | 9 | 1 917 | 1 805 | 170 | 3 192 | 33 | 11 |
| | GENERAL MERCHANDISE GROUP STORES* | | | | | | | | |
| 53 PART* | TOTAL | 148 | 132 | 259 359 | 259 061 | 43 606 | 851 251 | 14 643 | 85 |
| 531 | DEPARTMENT STORES | 22 | 22 | 225 921 | 225 921 | 38 233 | 750 528 | 12 511 | - |
| 533 | LIMITED PRICE VARIETY STORES | 60 | 54 | 15 573 | 15 499 | 3 033 | 55 779 | 1 304 | 33 |
| 539 | GENERAL MERCHANDISE STORES | 40 | 38 | 15 624 | 15 488 | 1 983 | 38 355 | 677 | 30 |
| | DRY GOODS STORES | 14 | 12 | 1 921 | 1 899 | 309 | 5 625 | 129 | 7 |
| | SEWING, NEEDLEWORK STORES | 12 | 6 | 320 | 254 | 48 | 964 | 22 | 15 |
| | FOOD STORES | | | | | | | | |
| 54 | TOTAL | 972 | 706 | 274 487 | 264 185 | 24 087 | 471 679 | 7 160 | 873 |
| 541 | GROCERY STORES, INCLUDING DELICATESSENS | 668 | 462 | 250 101 | 241 745 | 20 361 | 400 565 | 5 984 | 585 |
| 542 | MEAT MARKETS | 81 | 65 | 11 069 | 10 513 | 1 141 | 22 113 | 247 | 85 |
| | FISH (SEAFOOD) MARKETS | 2 | - | 14 | - | - | - | - | 2 |
| 543 | FRUIT STORES, VEGETABLE MARKETS | 10 | 4 | 486 | 338 | 29 | 422 | 9 | 14 |
| 544 | CANDY, NUT, CONFECTIONERY STORES | 51 | 41 | 1 731 | 1 627 | 209 | 3 189 | 77 | 25 |
| 545 | DAIRY PRODUCTS STORES | 27 | 19 | 2 901 | 2 335 | 143 | 2 458 | 63 | 26 |
| 546 | RETAIL BAKERIES | 119 | 111 | 7 575 | 7 203 | 2 162 | 41 899 | 769 | 119 |
| 5462 | RETAIL BAKERIES, MANUFACTURING | 104 | 96 | 6 834 | 6 468 | 2 003 | 38 922 | 709 | 113 |
| 5463 | RETAIL BAKERIES, NONMANUFACTURING | 15 | 15 | 741 | 735 | 159 | 2 977 | 60 | 6 |
| 549 | EGG AND POULTRY DEALERS | 5 | 1 | 358 | (D) | (D) | (D) | (D) | (D) |
| | OTHER | 9 | 3 | 252 | (D) | (D) | (D) | (D) | (D) |
| | AUTOMDITVE DEALERS | | | | | | | | |
| 55 EX-554 | TOTAL | 247 | 181 | 214 896 | 212 866 | 21 360 | 387 094 | 3 436 | 132 |
| 551 | PASSENGER CAR DEALERS, FRANCHISED | 69 | 69 | 187 812 | 187 812 | 18 129 | 329 880 | 2 826 | 8 |
| | DOMESTIC CAR DEALERS | 53 | 53 | 152 046 | 152 046 | 14 055 | 269 163 | 2 235 | 5 |
| | IMPORTED CAR DEALERS | 9 | 9 | 11 274 | 11 274 | 1 486 | 24 986 | 217 | 2 |
| | DOMESTIC AND IMPORTED CAR DEALERS | 7 | 7 | 24 492 | 24 492 | 2 588 | 35 731 | 374 | 1 |
| 552 | PASSENGER CAR DEALERS, NONFRANCHISED | 61 | 31 | (D) | (D) | (D) | (D) | (D) | (D) |
| 553 | TIRE, BATTERY, ACCESSORY DEALERS | 71 | 47 | 9 357 | 8 701 | 1 606 | 28 235 | 302 | 47 |
| | HOME AND AUTD SUPPLY STORES | 3 | 3 | (D) | (D) | (D) | (D) | (D) | (D) |
| 559 | MISCELLANEOUS AIRCRAFT, MARINE, AUTOMDITVE DEALERS | 43 | 31 | 6 967 | 6 783 | 751 | 12 844 | 151 | 27 |
| | AIRCRAFT, BOAT, MOTORCYCLE DEALERS | 27 | 19 | 3 860 | 3 728 | 464 | 7 907 | 92 | 21 |
| | HDUSEHLD TRAILER DEALERS | 12 | 8 | 1 095 | 1 043 | 95 | 1 782 | 20 | 5 |
| | OTHER AUTDMDITVE DEALERS | 4 | 4 | 2 012 | 2 012 | 192 | 3 155 | 39 | 1 |
| | GASDLNE SERVICE STATIONS | | | | | | | | |
| 55PT(554) | TOTAL | 854 | 744 | 94 944 | 91 164 | 9 302 | 195 982 | 3 027 | 844 |
| | APPAREL, ACCESSDRY STDRES | | | | | | | | |
| 56 | TOTAL | 406 | 340 | 71 941 | 70 931 | 12 456 | 238 886 | 3 799 | 253 |
| 561,567 | MEN'S, BOYS' APPAREL STORES, CUSTDM TAILORS | 88 | 66 | 17 182 | 16 822 | 2 972 | 54 483 | 761 | 61 |
| 561 | MEN'S, BOYS' CLOTHING AND FURNISHINGS STORES | 68 | 56 | 16 528 | 16 220 | 2 783 | 51 993 | 710 | 45 |
| 567 | CUSTOM TAILORS | 20 | 10 | 654 | 602 | 189 | 2 490 | 51 | 16 |
| 562-3,568 | WOMEN'S CLOTHING, SPECIALTY STORES | 165 | 139 | 26 655 | 26 355 | 4 525 | 85 231 | 1 544 | 99 |
| 562 | WOMEN'S READY-TO-WEAR STORES | 102 | 88 | 21 504 | 21 294 | 3 689 | 68 645 | 1 255 | 64 |
| 563,568 | WOMEN'S ACCESSORY, SPECIALTY STORES, FURRIERS | 63 | 51 | 5 151 | 5 061 | 836 | 16 586 | 289 | 35 |
| 563 | HILLINEHY STORES | 15 | 9 | (D) | (D) | (D) | (D) | (D) | (D) |
| | CORSET, LINGERIE STORES | 6 | 6 | 171 | 171 | 24 | 542 | 11 | 6 |
| | HOSIERY STORES | 2 | 2 | (D) | (D) | (D) | (D) | (D) | (D) |
| | APPAREL, ACCESSORY, OTHER SPECIALTY STORES | 22 | 20 | 1 956 | 1 950 | 249 | 5 125 | 138 | 10 |
| 568 | FURRIERS, FUR SHOPS | 18 | 14 | 2 457 | 2 395 | 465 | 8 978 | 99 | 12 |
| 565 | FAMILY CLOTHING STORES | 50 | 40 | 16 298 | 16 048 | 3 163 | 64 989 | 953 | 28 |
| 566 | SHOE STORES | 85 | 77 | 9 972 | 9 872 | 1 602 | 30 418 | 446 | 38 |
| | MEN'S SHOE STORES | 9 | 9 | 918 | 918 | 119 | 2 597 | 31 | 1 |
| | WDMEN'S SHOE STORES | 19 | 19 | 3 929 | 3 929 | 728 | 14 199 | 190 | 3 |
| | CHILDREN'S, JUVENILES' SHOE STORES | 5 | 5 | 216 | 216 | 41 | 711 | 11 | 3 |
| | FAMILY SHOE STORES | 52 | 44 | 4 909 | 4 809 | 714 | 12 911 | 214 | 31 |
| 564 | CHILDREN'S, INFANTS' WEAR STORES | 17 | 17 | (D) | (D) | (D) | (D) | (D) | (D) |
| 569 | MISCELLANEOUS APPAREL, ACCESSORY STORES | 1 | 1 | (D) | (D) | (D) | (D) | (D) | (D) |

Standard Notes: - Represents zero. (D) Withheld to avoid disclosure. (NA) Not available. (X) Not applicable.
 *Nonstore retailers, part of SIC major group 53, are shown separately in this table.

TABLE 5. Counties With 500 Establishments or More: 1963—Continued

| SIC code | County and kind of business | Establishments | | Sales | | Payroll, entire year (\$1,000) | Payroll, workweek ended nearest Nov. 15 (dollars) | Paid employees, workweek ended nearest Nov. 15 (number) | Active proprietors of unincorporated businesses (number) |
|--|---|----------------|-----------------------|-------------------------------------|---------------------------------------|--------------------------------|---|---|--|
| | | Total (number) | With payroll (number) | Total, all establishments (\$1,000) | Establishments with payroll (\$1,000) | | | | |
| HENNEPIN COUNTY—CONTINUED | | | | | | | | | |
| FURNITURE, HOME FURNISHINGS, EQUIPMENT STORES | | | | | | | | | |
| | TOTAL | 428 | 282 | 63 545 | 61 045 | 10 698 | 200 687 | 2 111 | 304 |
| 57 | FURNITURE, HOME FURNISHINGS STORES | 262 | 168 | 42 335 | 40 671 | 7 414 | 137 027 | 1 408 | 192 |
| 5712 | FURNITURE STORES | 151 | 103 | 30 143 | 29 481 | 5 069 | 87 726 | 927 | 106 |
| 5713 | FLOOR COVERING STORES | 47 | 35 | 7 904 | 7 512 | 1 618 | 34 354 | 278 | 29 |
| 5714 | DRAPERY, CURTAIN, UPHOLSTERY STORES | 39 | 13 | 1 052 | 724 | 162 | 2 237 | 38 | 37 |
| 5715 | CHINA, GLASSWARE, METALWARE STORES | 12 | 8 | 2 565 | (D) | (D) | (0) | (0) | (0) |
| 5719 | MISCELLANEOUS HOME FURNISHINGS STORES | 13 | 9 | 671 | (0) | (D) | (0) | (0) | (0) |
| 572 | HOUSEHOLD APPLIANCE STORES | 69 | 43 | 9 749 | 9 271 | 1 321 | 25 352 | 254 | 42 |
| 5732 | RADIO, TELEVISION STORES | 39 | 31 | 4 351 | 4 245 | 663 | 13 208 | 141 | 31 |
| 5733 | MUSIC STORES | 58 | 40 | 7 110 | 6 858 | 1 300 | 25 100 | 308 | 39 |
| | RECORD SHOPS | 14 | 8 | 781 | 673 | 121 | 2 311 | 34 | 8 |
| | MUSICAL INSTRUMENT STORES | 44 | 32 | 6 329 | 6 185 | 1 179 | 22 789 | 274 | 31 |
| EATING, DRINKING PLACES | | | | | | | | | |
| | TOTAL | 1 185 | 1 047 | 106 502 | 104 108 | 28 348 | 575 210 | 11 033 | 1 153 |
| 58 | EATING PLACES | 827 | 735 | 72 824 | 71 436 | 21 075 | 430 223 | 8 716 | 770 |
| 5812 | RESTAURANTS, LUNCHROOMS | 605 | 537 | 57 987 | 56 871 | 17 002 | 348 182 | 6 883 | 586 |
| | CAFETERIAS | 29 | 29 | 4 951 | 4 951 | 1 665 | 34 012 | 672 | 20 |
| | REFRESHMENT PLACES | 149 | 137 | 7 652 | 7 472 | 1 717 | 33 368 | 875 | 128 |
| | CATERERS | 44 | 32 | 2 234 | 2 142 | 691 | 14 661 | 286 | 36 |
| 5813 | DRINKING PLACES (ALCOHOLIC BEVERAGES) | 358 | 312 | 33 678 | 32 672 | 7 273 | 144 987 | 2 317 | 383 |
| DRUG STORES, PROPRIETARY STORES | | | | | | | | | |
| 59PT(591) | TOTAL | 210 | 210 | 47 189 | 47 189 | 7 801 | 148 807 | 2 744 | 144 |
| 591 | DRUG STORES | 207 | 207 | 46 698 | 46 698 | 7 732 | 145 966 | 2 651 | 144 |
| | PROPRIETARY STORES | 3 | 3 | 491 | 491 | 69 | 2 841 | 93 | - |
| OTHER RETAIL STORES | | | | | | | | | |
| 59 EX.591 | TOTAL | 871 | 579 | 90 296 | 85 668 | 11 890 | 229 278 | 2 970 | 762 |
| 592 | LIQUOR STORES | 131 | 113 | 34 897 | 33 965 | 2 579 | 51 519 | 703 | 117 |
| 593 | ANTIQUA STORES, SECONDHAND STORES | 101 | 59 | 8 345 | 7 893 | 1 277 | 26 438 | 375 | 94 |
| 5932 | ANTIQUA STORES | 23 | 3 | 333 | (D) | (0) | (0) | (D) | (0) |
| 5933 | SECONDHAND STORES | 78 | 56 | 8 012 | (0) | (D) | (D) | (D) | (D) |
| 594 | BOOK, STATIONERY STORES | 40 | 28 | 2 717 | 2 603 | 342 | 6 660 | 120 | 42 |
| 5942 | BOOK STORES | 17 | 11 | 2 030 | 1 982 | 239 | 4 689 | 80 | 12 |
| 5943 | STATIONERY STORES | 23 | 17 | 687 | 621 | 103 | 1 971 | 40 | 30 |
| 595 | SPORTING GOODS STORES, BICYCLE SHOPS | 54 | 34 | 4 281 | 3 997 | 469 | 8 653 | 114 | 49 |
| 5952 | SPORTING GOODS STORES | 44 | 28 | 3 967 | 3 743 | 438 | 8 171 | 105 | 39 |
| 5953 | BICYCLE SHOPS | 10 | 6 | 314 | 254 | 31 | 482 | 9 | 10 |
| 5962 | HAY, GRAIN, FEED STORES | 20 | 12 | 1 996 | 1 846 | 171 | 3 546 | 42 | 14 |
| 5969 | OTHER FARM SUPPLY STORES | 8 | 4 | 972 | 872 | 63 | 1 001 | 14 | 4 |
| | GARDEN SUPPLY STORES | 9 | 9 | 638 | 638 | 146 | 2 708 | 32 | 7 |
| 597 | JEWELRY STORES | 73 | 45 | 5 455 | 5 063 | 721 | 14 121 | 169 | 64 |
| 598 | FUEL, ICE DEALERS | 30 | 20 | 4 875 | 4 777 | 757 | 15 513 | 145 | 18 |
| 5982 | COAL AND WOOD DEALERS | 7 | 3 | 160 | (D) | (D) | (D) | (D) | (D) |
| | ICE DEALERS | 5 | 1 | 61 | (0) | (D) | (0) | (0) | (0) |
| 5983 | FUEL OIL DEALERS | 10 | 8 | 2 352 | 2 338 | 227 | 4 172 | 38 | 5 |
| 5984 | BOTTLED GAS DEALERS | 8 | 8 | 2 302 | 2 302 | 500 | 10 669 | 99 | 1 |
| 5992 | FLORISTS | 63 | 49 | 5 853 | 5 711 | 2 166 | 33 774 | 435 | 58 |
| 5993 | CIGAR STORES, STANDS | 26 | 14 | 1 592 | 1 258 | 119 | 2 377 | 42 | 23 |
| 5994 | NEWS DEALERS, NEWSSTANDS | 16 | 6 | 1 086 | 982 | 66 | 2 012 | 24 | 12 |
| 5996 | CAMERA, PHOTOGRAPHIC SUPPLY STORES | 18 | 18 | 3 733 | 3 733 | 531 | 10 889 | 135 | 5 |
| 5997 | GIFT, NOVELTY, SOUVENIR SHOPS | 60 | 30 | 2 130 | 1 698 | 248 | 5 412 | 93 | 70 |
| 5998 | OPTICAL GOODS STORES | 51 | 47 | 3 885 | 3 835 | 992 | 19 827 | 189 | 38 |
| 5999 | TYPEWRITER STORES | 8 | 6 | 518 | 466 | 89 | 1 719 | 20 | 7 |
| | LUGGAGE, LEATHER GOODS STORES | 8 | 8 | 716 | 716 | 120 | 2 330 | 30 | 4 |
| | HOBBY, TOY, GAME SHOPS | 29 | 19 | 1 631 | 1 473 | 210 | 4 677 | 72 | 22 |
| | RELIGIOUS GOODS STORES | 12 | 6 | 457 | 375 | 70 | 1 269 | 22 | 10 |
| | PET SHOPS | 14 | 10 | 451 | 411 | 73 | 1 976 | 28 | 11 |
| | OTHER | 100 | 42 | 4 068 | 3 356 | 681 | 12 857 | 166 | 93 |
| NONSTORE RETAILERS* | | | | | | | | | |
| 53 PART* | TOTAL | 357 | 87 | 62 771 | 59 611 | 10 200 | 196 150 | 2 590 | 318 |
| 532 | MAIL-ORDER HOUSES | 18 | 12 | 37 735 | (D) | (D) | (0) | (0) | (0) |
| 534 | MERCHANDISE VENDING MACHINE OPERATORS | 59 | 25 | 11 546 | (D) | (D) | (D) | (D) | (D) |
| 535 | DIRECT SELLING (HOUSE-TO-HOUSE) ORGANIZATIONS | 280 | 50 | 13 490 | 11 360 | 2 122 | 40 250 | 509 | 257 |

Standard Notes: — Represents zero. (D) Withheld to avoid disclosure. (NA) Not available. (X) Not applicable.
 *Nonstore retailers, part of SIC major group 53, are shown separately in this table.

TABLE 5. Counties With 500 Establishments or More: 1963-Continued

| SIC code | County and kind of business | Establishments | | Sales | | Payroll, entire year (\$1,000) | Payroll, workweek ended nearest Nov. 15 (dollars) | Paid employees, workweek ended nearest Nov. 15 (number) | Active proprietors of unincorporated businesses (number) |
|-----------------------|--|----------------|-----------------------|-------------------------------------|---------------------------------------|--------------------------------|---|---|--|
| | | Total (number) | With payroll (number) | Total, all establishments (\$1,000) | Establishments with payroll (\$1,000) | | | | |
| OLMSTED COUNTY | | | | | | | | | |
| | RETAIL TRADE, TOTAL | 552 | 438 | 103 442 | 100 948 | 12 616 | 259 475 | 4 054 | 464 |
| | LUMBER, BUILDING MATERIALS, HARDWARE, FARM EQUIPMENT DEALERS | | | | | | | | |
| 52 | TOTAL | 40 | 34 | 8 022 | 7 842 | 772 | 24 234 | 249 | 22 |
| 521 | LUMBER AND OTHER BUILDING MATERIALS DEALERS | 12 | 12 | 5 119 | 5 119 | 432 | 17 335 | 153 | 1 |
| 522-524 | HEATING, PLUMBING, PAINT, ELECTRICAL STORES | 6 | 6 | 539 | 539 | 78 | 1 696 | 18 | 6 |
| 5251 | HARDWARE STORES | 14 | 12 | 1 532 | 1 502 | 201 | 3 675 | 61 | 9 |
| 5252 | FARM EQUIPMENT DEALERS | 8 | 4 | 832 | 682 | 61 | 1 528 | 17 | 6 |
| | GENERAL MERCHANDISE GROUP STORES* | | | | | | | | |
| 53 PART* | TOTAL | 14 | 12 | 16 765 | 16 735 | 2 481 | 51 900 | 857 | 6 |
| 531 | DEPARTMENT STORES | 5 | 5 | 12 403 | 12 403 | 1 851 | 40 170 | 611 | - |
| 533 | LIMITED PRICE VARIETY STORES | 4 | 4 | (D) | (D) | (D) | (D) | (D) | (D) |
| 539 | MISCELLANEOUS GENERAL MERCHANDISE STORES | 5 | 3 | (D) | (D) | (D) | (D) | (D) | (D) |
| | FOOD STORES | | | | | | | | |
| 54 | TOTAL | 68 | 46 | 17 551 | 16 941 | 1 360 | 27 594 | 538 | 63 |
| 541 | GROCERY STORES, INCLUDING DELICATESSENS | 49 | 33 | 16 394 | 15 870 | 1 168 | 24 006 | 469 | 44 |
| 542 | MEAT MARKETS, FISH (SEAFOOD) MARKETS | - | - | - | - | - | - | - | - |
| 543 | FRUIT STORES, VEGETABLE MARKETS | 1 | 1 | (D) | (D) | (D) | (D) | (D) | (D) |
| 544 | CANDY, NUT, CONFECTIONERY STORES | 7 | 5 | 227 | 187 | 30 | 496 | 11 | 8 |
| 545-549 | OTHER FOOD STORES | 11 | 7 | (D) | (D) | (D) | (D) | (D) | (D) |
| | AUTOMOTIVE DEALERS | | | | | | | | |
| 55 EX-554 | TOTAL | 31 | 21 | 18 183 | 17 795 | 1 692 | 33 207 | 338 | 24 |
| | GASOLINE SERVICE STATIONS | | | | | | | | |
| 55PT(554) | TOTAL | 79 | 65 | 6 619 | 6 271 | 546 | 10 491 | 183 | 76 |
| | APPAREL, ACCESSORY STORES | | | | | | | | |
| 56 | TOTAL | 42 | 40 | 7 670 | 7 636 | 1 199 | 22 325 | 413 | 15 |
| 561,567 | MEN'S, BOYS' APPAREL STORES, CUSTOM TAILORS | 10 | 10 | 1 634 | 1 634 | 277 | 5 271 | 79 | - |
| 562-3,568 | WOMEN'S CLOTHING, SPECIALTY STORES | 19 | 17 | 4 475 | 4 441 | 689 | 12 835 | 265 | 7 |
| 562 | WOMEN'S READY-TO-WEAR STORES | 14 | 12 | 3 416 | 3 382 | 576 | 10 415 | 219 | 5 |
| 563,568 | WOMEN'S ACCESSORY, SPECIALTY STORES, FURRIERS | 5 | 5 | 1 059 | 1 059 | 113 | 2 420 | 46 | 2 |
| 565 | FAMILY CLOTHING STORES | 2 | 2 | (D) | (D) | (D) | (D) | (D) | (D) |
| 566 | SHOE STORES | 8 | 8 | 909 | 909 | 158 | 2 845 | 35 | 4 |
| 564,569 | OTHER APPAREL, ACCESSORY STORES | 3 | 3 | (D) | (D) | (D) | (D) | (D) | (D) |
| | FURNITURE, HOME FURNISHINGS, EQUIPMENT STORES | | | | | | | | |
| 57 | TOTAL | 32 | 28 | 4 278 | 4 188 | 741 | 15 263 | 163 | 23 |
| 571 | FURNITURE, HOME FURNISHINGS STORES | 16 | 14 | 2 088 | 2 018 | 386 | 7 269 | 75 | 14 |
| 572,573 | HOUSEHOLD APPLIANCE, RADIO, TELEVISION, MUSIC STORES | 16 | 14 | 2 190 | 2 170 | 355 | 7 994 | 88 | 9 |
| | EATING, DRINKING PLACES | | | | | | | | |
| 58 | TOTAL | 111 | 97 | 7 446 | 7 336 | 1 770 | 35 645 | 746 | 118 |
| 5812 | EATING PLACES | 86 | 78 | 5 852 | 5 808 | 1 440 | 28 364 | 623 | 94 |
| 5813 | DRINKING PLACES (ALCOHOLIC BEVERAGES) | 25 | 19 | 1 594 | 1 528 | 330 | 7 281 | 123 | 24 |
| | DRUG STORES, PROPRIETARY STORES | | | | | | | | |
| 59PT(591) | TOTAL | 15 | 13 | 5 518 | 5 406 | 716 | 13 101 | 216 | 7 |
| 591 | DRUG STORES | 15 | 13 | 5 518 | 5 406 | 716 | 13 101 | 216 | 7 |
| | PROPRIETARY STORES | - | - | - | - | - | - | - | - |
| | OTHER RETAIL STORES | | | | | | | | |
| 59 EX-591 | TOTAL | 101 | 77 | 10 941 | 10 517 | 1 268 | 24 463 | 333 | 93 |
| 592 | LIQUOR STORES | 13 | 11 | 2 338 | 2 274 | 203 | 3 650 | 44 | 10 |
| 593 | ANTIQUARIAN STORES, SECONHAND STORES | 11 | 5 | 248 | 206 | 49 | 969 | 19 | 11 |
| 594 | BOOK, STATIONERY STORES | 6 | 4 | 294 | 282 | 47 | 921 | 20 | 8 |
| 595 | SPORTING GOODS STORES, BICYCLE SHOPS | 1 | 1 | (D) | (D) | (D) | (D) | (D) | (D) |
| 596 | FARM, GARDEN SUPPLY STORES, INCLUDING FEED STORES | 11 | 11 | 3 976 | 3 976 | 312 | 5 831 | 62 | 10 |
| 597 | JEWELRY STORES | 8 | 6 | 585 | 557 | 103 | 1 990 | 23 | 7 |
| 598 | FUEL, ICE DEALERS | 5 | 5 | 666 | 666 | 116 | 2 179 | 23 | - |
| 599 | OTHER STORES | 46 | 34 | (D) | (D) | (D) | (D) | (D) | (D) |
| | NONSTORE RETAILERS* | | | | | | | | |
| 53 PART* | TOTAL | 19 | 5 | 449 | 281 | 71 | 1 252 | 18 | 17 |

Standard Notes: - Represents zero. (D) Withheld to avoid disclosure. (NA) Not available. (X) Not applicable.
 *Nonstore retailers, part of SIC major group 53, are shown separately in this table.

TABLE 5. Counties With 500 Establishments or More: 1963-Continued

| SIC code | County and kind of business | Establishments | | Sales | | Payroll, entire year (\$1,000) | Payroll, workweek ended nearest Nov. 15 (dollars) | Paid employees, workweek ended nearest Nov. 15 (number) | Active proprietors of unincorporated businesses (number) |
|--------------------------|--|----------------|-----------------------|-------------------------------------|---------------------------------------|--------------------------------|---|---|--|
| | | Total (number) | With payroll (number) | Total, all establishments (\$1,000) | Establishments with payroll (\$1,000) | | | | |
| <u>OTTER TAIL COUNTY</u> | | | | | | | | | |
| | RETAIL TRADE, TOTAL | 557 | 391 | 47 749 | 44 753 | 4 551 | 89 820 | 1 625 | 548 |
| | LUMBER, BUILDING MATERIALS, HARWARE, FARM EQUIPMENT DEALERS | | | | | | | | |
| 52 | TOTAL | 83 | 69 | 7 857 | 7 573 | 795 | 15 443 | 222 | 66 |
| 521 | LUMBER AND OTHER BUILDING MATERIALS DEALERS | 24 | 22 | 2 716 | 2 708 | 292 | 5 587 | 78 | 10 |
| 522-524 | HEATING, PLUMBING, PAINT, ELECTRICAL STORES | 7 | 7 | 399 | 399 | 68 | 1 584 | 20 | 6 |
| 5251 | HARDWARE STORES | 29 | 21 | 1 815 | 1 589 | 153 | 2 942 | 49 | 32 |
| 5252 | FARM EQUIPMENT DEALERS | 23 | 19 | 2 927 | 2 877 | 282 | 5 330 | 75 | 18 |
| | GENERAL MERCHANDISE GROUP STORES* | | | | | | | | |
| 53 PART* | TOTAL | 18 | 16 | 3 785 | 3 691 | 516 | 9 653 | 191 | 13 |
| 531 | DEPARTMENT STORES | 1 | 1 | (D) | (D) | (D) | (D) | (D) | (D) |
| 533 | LIMITED PRICE VARIETY STORES | 6 | 6 | 695 | 695 | 118 | 2 005 | 50 | 5 |
| 539 | MISCELLANEOUS GENERAL MERCHANDISE STORES | 11 | 9 | (D) | (D) | (D) | (D) | (D) | (D) |
| | FOOD STORES | | | | | | | | |
| 54 | TOTAL | 100 | 64 | 10 107 | 9 031 | 633 | 13 386 | 275 | 97 |
| 541 | GROCERY STORES, INCLUDING DELICATESSENS | 76 | 48 | 9 249 | 8 387 | 527 | 11 581 | 229 | 74 |
| 542 | MEAT MARKETS, FISH (SEAFOOD) MARKETS | 4 | 4 | 232 | 232 | 24 | 497 | 10 | 4 |
| 543 | FRUIT STORES, VEGETABLE MARKETS | 2 | - | 115 | 49 | 3 | 56 | 2 | 2 |
| 544 | CANDY, NUT, CONFECTIONERY STORES | 4 | 2 | 147 | (D) | (D) | (D) | (D) | (D) |
| 545-549 | OTHER FOOD STORES | 14 | 10 | 364 | (D) | (D) | (D) | (D) | (D) |
| | AUTOMOTIVE DEALERS | | | | | | | | |
| 55 EX.554 | TOTAL | 44 | 34 | 8 399 | 8 273 | 780 | 15 907 | 214 | 38 |
| | GASOLINE SERVICE STATIONS | | | | | | | | |
| 55PT(554) | TOTAL | 64 | 46 | 4 231 | 3 793 | 290 | 5 170 | 100 | 67 |
| | APPAREL, ACCESSORY STORES | | | | | | | | |
| 56 | TOTAL | 30 | 24 | 2 230 | 2 114 | 266 | 4 385 | 94 | 35 |
| 561,567 | MEN'S, BOYS' APPAREL STORES, CUSTOM TAILORS | 9 | 5 | 809 | 729 | 98 | 1 504 | 22 | 11 |
| 562-3,568 | WOMEN'S CLOTHING, SPECIALTY STORES | 9 | 7 | 342 | 306 | 42 | 612 | 16 | 12 |
| 562 | WOMEN'S READY-TO-WEAR STORES | 6 | 6 | 249 | (D) | (D) | (D) | (D) | (D) |
| 563,568 | WOMEN'S ACCESSORY, SPECIALTY STORES, FURRIERS | 3 | 1 | 93 | (D) | (D) | (D) | (D) | (D) |
| 565 | FAMILY CLOTHING STORES | 7 | 7 | 771 | 771 | 97 | 1 752 | 42 | 8 |
| 566 | SHOE STORES | 4 | 4 | (D) | (D) | (D) | (D) | (D) | (D) |
| 564,569 | OTHER APPAREL, ACCESSORY STORES | 1 | 1 | (D) | (D) | (D) | (D) | (D) | (D) |
| | FURNITURE, HOME FURNISHINGS, EQUIPMENT STORES | | | | | | | | |
| 57 | TOTAL | 17 | 17 | 1 521 | 1 521 | 170 | 3 522 | 53 | 21 |
| 571 | FURNITURE, HOME FURNISHINGS STORES | 11 | 11 | 1 020 | 1 020 | 115 | 2 606 | 40 | 14 |
| 572,573 | HOUSEHOLD APPLIANCE, RADIO, TELEVISION, MUSIC STORES | 6 | 6 | 501 | 501 | 55 | 916 | 13 | 7 |
| | EATING, DRINKING PLACES | | | | | | | | |
| 58 | TOTAL | 90 | 64 | 2 542 | 2 194 | 472 | 8 874 | 261 | 100 |
| 5812 | EATING PLACES | 70 | 58 | 2 294 | 2 036 | 454 | 8 511 | 248 | 75 |
| 5813 | DRINKING PLACES (ALCOHOLIC BEVERAGES) | 20 | 6 | 248 | 158 | 18 | 363 | 13 | 25 |
| | DRUG STORES, PROPRIETARY STORES | | | | | | | | |
| 59PT(591) | TOTAL | 16 | 14 | 1 468 | 1 436 | 129 | 2 284 | 59 | 20 |
| 591 (| DRUG STORES | 16 | 14 | 1 468 | 1 436 | 129 | 2 284 | 59 | 20 |
| (| PROPRIETARY STORES | - | - | - | - | - | - | - | - |
| | OTHER RETAIL STORES | | | | | | | | |
| 59 EX.591 | TOTAL | 68 | 38 | 4 722 | 4 352 | 397 | 8 715 | 125 | 65 |
| 592 | LIQUOR STORES | 7 | 5 | 1 081 | 1 021 | 83 | 2 125 | 26 | 7 |
| 593 | ANTIQUA STORES, SECONDHAND STORES | 7 | 1 | 53 | (D) | (D) | (D) | (D) | (D) |
| 594 | BOOK, STATIONERY STORES | 2 | 2 | (D) | (D) | (D) | (D) | (D) | (D) |
| 595 | SPORTING GOODS STORES, BICYCLE SHOPS | 6 | 6 | 138 | 138 | 15 | 265 | 6 | 6 |
| 596 | FARM, GARDEN SUPPLY STORES, INCLUDING FEED STORES | 11 | 9 | 2 279 | 2 245 | 174 | 3 621 | 51 | 8 |
| 597 | JEWELRY STORES | 6 | 4 | 159 | 147 | 15 | 329 | 6 | 6 |
| 598 | FUEL, ICE DEALERS | 7 | 5 | 495 | 487 | 73 | 1 650 | 21 | 6 |
| 599 | OTHER STORES | 22 | 6 | (D) | (D) | (D) | (D) | (D) | (D) |
| | NONSTORE RETAILERS* | | | | | | | | |
| 53 PART* | TOTAL | 27 | 5 | 887 | 775 | 103 | 2 481 | 31 | 26 |

Standard Notes: - Represents zero. (D) Withheld to avoid disclosure. (NA) Not available. (X) Not applicable.
 *Nonstore retailers, part of SIC major group 53, are shown separately in this table.

TABLE 5. Counties With 500 Establishments or More: 1963-Continued

| SIC code | County and kind of business | Establishments | | Sales | | Payroll, entire year (\$1,000) | Payroll, workweek ended nearest Nov. 15 (dollars) | Paid employees, workweek ended nearest Nov. 15 (number) | Active proprietors of unincorporated businesses (number) |
|-----------|--|----------------|--------------|---------------------------|-----------------------------|--------------------------------|---|---|--|
| | | Total | With payroll | Total, all establishments | Establishments with payroll | | | | |
| | | (number) | (number) | (\$1,000) | (\$1,000) | | | | |
| | RAMSEY COUNTY | | | | | | | | |
| | RETAIL TRADE, TOTAL | 3 025 | 2 303 | 625 293 | 607 423 | 84 171 | 1 675 317 | 25 711 | 2 583 |
| | LUMBER, BUILDING MATERIALS, HARDWARE, FARM EQUIPMENT DEALERS | | | | | | | | |
| | TOTAL | 123 | 109 | 19 713 | 19 357 | 2 844 | 57 972 | 565 | 74 |
| S21 | LUMBER YARDS | 20 | 20 | 9 676 | 9 676 | 1 276 | 26 763 | 236 | 2 |
| | BUILDING MATERIALS DEALERS | 4 | 4 | 976 | 976 | 184 | 4 863 | 37 | 1 |
| S22 | HEATING, PLUMBING EQUIPMENT DEALERS | 7 | 5 | 1 306 | 1 306 | 319 | 5 500 | 41 | 5 |
| S23 | PAINT, GLASS, WALLPAPER STORES | 20 | 20 | 1 442 | 1 426 | 243 | 4 467 | 51 | 9 |
| S24 | ELECTRICAL SUPPLY STORES | 3 | 3 | (D) | (D) | (D) | (D) | (D) | (D) |
| S2S1 | HARDWARE STORES | 65 | 55 | 5 639 | 5 345 | 718 | 14 175 | 179 | 53 |
| S2S2 | FARM EQUIPMENT DEALERS | 4 | 2 | (D) | (D) | (D) | (D) | (D) | (D) |
| | GENERAL MERCHANDISE GROUP STORES* | | | | | | | | |
| | TOTAL | 67 | 53 | 104 339 | 104 109 | 16 237 | 327 625 | 6 232 | 46 |
| S3 PART* | DEPARTMENT STORES | 14 | 14 | 91 878 | 91 878 | 13 976 | 285 851 | 5 203 | - |
| S33 | LIMITED PRICE VARIETY STORES | 31 | 25 | 11 060 | 10 974 | 2 068 | 37 836 | 969 | 16 |
| S39 | GENERAL MERCHANDISE STORES | 13 | 9 | 1 067 | 987 | 130 | 2 738 | 40 | 18 |
| | DRY GOODS STORES | 6 | 4 | 267 | (D) | (D) | (D) | (D) | (D) |
| | SEWING, NEEDLEWORK STORES | 3 | 1 | 67 | (D) | (D) | (D) | (D) | (D) |
| | FOOD STORES | | | | | | | | |
| | TOTAL | 532 | 360 | 136 109 | 129 879 | 10 339 | 207 092 | 3 352 | 525 |
| S41 | GROCERY STORES, INCLUDING DELICATESSENS | 360 | 252 | 126 561 | 121 701 | 9 010 | 181 233 | 2 875 | 366 |
| S42 | MEAT MARKETS | 33 | 19 | 2 745 | 2 197 | 187 | 3 615 | 50 | 37 |
| | FISH (SEAFOOD) MARKETS | - | - | - | - | - | - | - | - |
| S43 | FRUIT STORES, VEGETABLE MARKETS | 18 | 10 | 1 713 | 1 539 | 156 | 2 830 | 40 | 22 |
| S44 | CANDY, NUT, CONFECTIONERY STORES | 24 | 16 | 956 | (D) | (D) | (D) | (D) | (D) |
| S45 | DAIRY PRODUCTS STORES | 18 | 10 | 1 050 | 826 | 54 | 1 078 | 31 | 20 |
| S46 | RETAIL BAKERIES | 55 | 51 | 3 002 | 2 858 | 797 | 16 203 | 309 | 59 |
| S462 | RETAIL BAKERIES, MANUFACTURING | 46 | 44 | 2 628 | 2 594 | 755 | 15 437 | 296 | 52 |
| S463 | RETAIL BAKERIES, NONMANUFACTURING | 9 | 7 | 374 | 264 | 42 | 766 | 13 | 7 |
| S49 | EGG AND POULTRY DEALERS | - | - | - | - | - | - | - | - |
| | OTHER | 4 | 2 | 82 | (D) | (D) | (D) | (D) | (D) |
| | AUTOMOTIVE DEALERS | | | | | | | | |
| | TOTAL | 121 | 89 | 109 457 | 107 969 | 11 226 | 205 913 | 1 810 | 65 |
| SS EX.SS4 | PASSENGER CAR DEALERS, FRANCHISED | 35 | 33 | 91 892 | 91 834 | 9 105 | 167 082 | 1 421 | 6 |
| SS1 | DOMESTIC CAR DEALERS | 28 | 26 | 71 753 | 71 695 | 6 899 | 127 016 | 1 117 | 4 |
| | IMPORTED CAR DEALERS | 3 | 4 | 4 224 | 4 224 | 539 | 8 913 | 82 | 2 |
| | DOMESTIC AND IMPORTED CAR DEALERS | 4 | 4 | 15 915 | 15 915 | 1 667 | 31 153 | 222 | - |
| S52 | PASSENGER CAR DEALERS, NONFRANCHISED | 21 | 11 | 6 690 | 6 166 | 425 | 7 945 | 103 | 16 |
| SS3 | TIRE, BATTERY, ACCESSORY DEALERS | 34 | 26 | 6 119 | 5 923 | 1 246 | 23 125 | 201 | 24 |
| | HOME AND AUTO SUPPLY STORES | - | - | - | - | - | - | - | - |
| S59 | MISCELLANEOUS AIRCRAFT, MARINE, AUTOMOTIVE DEALERS | 31 | 19 | 4 756 | 4 046 | 450 | 7 761 | 85 | 19 |
| | AIRCRAFT, BOAT, MOTORCYCLE DEALERS | 13 | 9 | 1 731 | 1 317 | 166 | 2 869 | 34 | 10 |
| | HOUSEHOLD TRAILER DEALERS | 15 | 7 | 2 273 | 1 977 | 163 | 3 015 | 28 | 9 |
| | OTHER AUTOMOTIVE DEALERS | 3 | 3 | 752 | 752 | 121 | 1 877 | 23 | - |
| | GASOLINE SERVICE STATIONS | | | | | | | | |
| SSPT(S54) | TOTAL | 428 | 356 | 41 998 | 39 530 | 3 813 | 81 641 | 1 283 | 409 |
| | APPAREL, ACCESSORY STORES | | | | | | | | |
| | TOTAL | 198 | 172 | 27 780 | 27 100 | 4 381 | 92 285 | 1 507 | 135 |
| S61.S67 | MEN'S, BOYS' APPAREL STORES, CUSTOM TAILORS | 42 | 40 | 5 118 | 5 100 | 784 | 16 737 | 210 | 32 |
| S61 | MEN'S, BOYS' CLOTHING AND FURNISHINGS STORES | 34 | 32 | 4 954 | 4 936 | 734 | 15 961 | 195 | 23 |
| S67 | CUSTOM TAILORS | 8 | 8 | 164 | 164 | 50 | 776 | 15 | 9 |
| S62-3.S68 | WOMEN'S CLOTHING, SPECIALTY STORES | 73 | 63 | 12 482 | 12 374 | 2 053 | 42 357 | 741 | 45 |
| S62 | WOMEN'S READY-TO-WEAR STORES | 48 | 42 | 11 021 | 10 933 | 1 859 | 38 098 | 647 | 30 |
| S63.S68 | WOMEN'S ACCESSORY, SPECIALTY STORES, FURRIERS | 25 | 21 | 1 461 | 1 441 | 194 | 4 259 | 94 | 15 |
| S63 | MILLINERY STORES | 7 | 7 | 397 | 397 | 68 | 1 272 | 25 | 3 |
| | CORSET, LINGERIE STORES | - | - | - | - | - | - | - | - |
| | HOSIERY STORES | - | - | - | - | - | - | - | - |
| | APPAREL, ACCESSORY, OTHER SPECIALTY STORES | 12 | 10 | 924 | 910 | 103 | 2 305 | 56 | 5 |
| S68 | FURRIERS, FUR SHOPS | 6 | 4 | 140 | 134 | 23 | 682 | 13 | 7 |
| S65 | FAMILY CLOTHING STORES | 25 | 23 | 5 313 | 5 289 | 890 | 19 835 | 333 | 15 |
| S66 | SHOE STORES | 48 | 38 | 4 364 | 3 862 | 588 | 12 126 | 186 | 30 |
| | MEN'S SHOE STORES | 7 | 7 | 463 | 463 | 75 | 1 389 | 20 | 1 |
| | WOMEN'S SHOE STORES | 7 | 7 | 1 062 | 1 062 | 159 | 3 091 | 49 | 2 |
| | CHILDREN'S, JUVENILES' SHOE STORES | 2 | - | 18 | 2 | 1 | - | - | 2 |
| | FAMILY SHOE STORES | 32 | 24 | 2 821 | 2 335 | 353 | 7 646 | 117 | 25 |
| S64 | CHILDREN'S, INFANTS' WEAR STORES | 7 | 5 | (D) | (D) | (D) | (D) | (D) | (D) |
| S69 | MISCELLANEOUS APPAREL, ACCESSORY STORES | 3 | 3 | (D) | (D) | (D) | (D) | (D) | (D) |

Standard Notes: - Represents zero. (D) Withheld to avoid disclosure. (NA) Not available. (X) Not applicable.
 *Nonstore retailers, part of SIC major group 53, are shown separately in this table.

TABLE 5. Counties With 500 Establishments or More: 1963—Continued

| SIC code | County and kind of business | Establishments | | Sales | | Payroll, entire year (\$1,000) | Payroll, workweek ended nearest Nov. 15 (dollars) | Paid employees, workweek ended nearest Nov. 15 (number) | Active proprietors of unincorporated businesses (number) |
|---|---|----------------|-----------------------|-------------------------------------|---------------------------------------|--------------------------------|---|---|--|
| | | Total (number) | With payroll (number) | Total, all establishments (\$1,000) | Establishments with payroll (\$1,000) | | | | |
| RAMSEY COUNTY—CONTINUED | | | | | | | | | |
| FURNITURE, HOME FURNISHINGS, EQUIPMENT STORES | | | | | | | | | |
| | TOTAL | 182 | 138 | 26 314 | 25 720 | 4 288 | 88 952 | 1 054 | 132 |
| 57 | FURNITURE, HOME FURNISHINGS STORES | 106 | 72 | 17 176 | 16 764 | 2 908 | 63 436 | 651 | 77 |
| 5712 | FURNITURE STORES | 59 | 41 | 10 997 | 10 715 | 1 712 | 29 676 | 319 | 38 |
| 5713 | FLOOR COVERING STORES | 17 | 15 | 4 810 | 4 796 | 996 | 30 241 | 272 | 13 |
| 5714 | DRAPERY, CURTAIN, UPHOLSTERY STORES | 18 | 10 | 476 | 430 | 101 | 2 018 | 31 | 16 |
| 5715 | CHINA, GLASSWARE, METALWARE STORES | 7 | 1 | (D) | (D) | (D) | (D) | (D) | (D) |
| 5719 | MISCELLANEOUS HOME FURNISHINGS STORES | 5 | 5 | (D) | (D) | (D) | (D) | (D) | (D) |
| 572 | HOUSEHOLD APPLIANCE STORES | 37 | 29 | 5 167 | 4 997 | 724 | 12 987 | 160 | 26 |
| 5732 | RADIO, TELEVISION STORES | 20 | 20 | 2 398 | 2 398 | 417 | 8 292 | 186 | 13 |
| 5733 | MUSIC STORES | 19 | 17 | 1 573 | 1 561 | 239 | 4 237 | 57 | 16 |
| | RECORD SHOPS | 4 | 4 | 254 | 254 | 37 | 581 | 10 | 4 |
| | MUSICAL INSTRUMENT STORES | 15 | 13 | 1 319 | 1 307 | 202 | 3 656 | 47 | 12 |
| EATING, DRINKING PLACES | | | | | | | | | |
| | TOTAL | 682 | 568 | 50 631 | 48 787 | 13 662 | 270 298 | 5 332 | 608 |
| 58 | EATING PLACES | 437 | 379 | 32 593 | 31 893 | 9 557 | 188 611 | 4 120 | 402 |
| 5812 | RESTAURANTS, LUNCHROOMS | 295 | 267 | 24 482 | 24 140 | 7 466 | 144 445 | 3 004 | 275 |
| | CAFETERIAS | 20 | 18 | 1 561 | 1 533 | 478 | 10 496 | 212 | 19 |
| | REFRESHMENT PLACES | 77 | 63 | 4 507 | 4 357 | 1 051 | 22 411 | 540 | 79 |
| | CATERERS | 45 | 31 | 2 043 | 1 863 | 562 | 11 259 | 364 | 29 |
| 5813 | DRINKING PLACES (ALCOHOLIC BEVERAGES) | 245 | 189 | 18 038 | 16 894 | 4 105 | 81 687 | 1 212 | 206 |
| DRUG STORES, PROPRIETARY STORES | | | | | | | | | |
| | TOTAL | 112 | 108 | 25 112 | 25 018 | 4 047 | 74 233 | 1 223 | 82 |
| 59PT(591) | DRUG STORES | 109 | 105 | 24 565 | 24 471 | 3 939 | 71 055 | 1 169 | 80 |
| 591 | PROPRIETARY STORES | 3 | 3 | 547 | 547 | 108 | 3 178 | 54 | 2 |
| OTHER RETAIL STORES | | | | | | | | | |
| | TOTAL | 429 | 311 | 42 753 | 39 933 | 5 159 | 101 677 | 1 268 | 377 |
| 59 EX,591 | LIQUOR STORES | 78 | 72 | 14 043 | 13 655 | 1 011 | 21 910 | 285 | 73 |
| 592 | ANTIQUA STORES, SECONDHAND STORES | 41 | 29 | 1 357 | 1 249 | 242 | 4 913 | 78 | 33 |
| 593 | ANTIQUA STORES | 6 | - | 24 | - | - | - | - | 8 |
| 5932 | SECONDHAND STORES | 35 | 29 | 1 333 | 1 249 | 242 | 4 913 | 78 | 25 |
| 5933 | BOOK, STATIONERY STORES | 3 | 3 | 570 | 570 | 58 | 1 116 | 27 | 8 |
| 594 | BOOK STORES | 3 | 3 | 324 | 324 | 19 | 340 | 10 | 2 |
| 5942 | STATIONERY STORES | 6 | 6 | 246 | 246 | 39 | 776 | 17 | 6 |
| 5943 | | | | | | | | | |
| 595 | SPORTING GOODS STORES, BICYCLE SHOPS | 24 | 18 | 1 213 | 1 179 | 157 | 3 130 | 46 | 21 |
| 5952 | SPORTING GOODS STORES | 19 | 15 | 980 | 958 | 131 | 2 678 | 37 | 15 |
| 5953 | BICYCLE SHOPS | 5 | 3 | 233 | 221 | 26 | 452 | 9 | 6 |
| 5962 | HAY, GRAIN, FEED STORES | 7 | 2 | (D) | (D) | (D) | (D) | (D) | (D) |
| 5969 | OTHER FARM SUPPLY STORES | 4 | 4 | (D) | (D) | (D) | (D) | (D) | (D) |
| | GARDEN SUPPLY STORES | 2 | 2 | (D) | (D) | (D) | (D) | (D) | (D) |
| 597 | JEWELRY STORES | 33 | 23 | 3 071 | 2 709 | 603 | 10 879 | 122 | 26 |
| 598 | FUEL, ICE DEALERS | 27 | 21 | 5 843 | 5 651 | 799 | 16 029 | 168 | 22 |
| 5982 | COAL AND WOOD DEALERS | 5 | 3 | (D) | (D) | (D) | (D) | (D) | (D) |
| | ICE DEALERS | 2 | - | 4 | - | - | - | - | 2 |
| 5983 | FUEL OIL DEALERS | 16 | 14 | 2 831 | 2 649 | 328 | 6 643 | 72 | 15 |
| 5984 | BOTTLED GAS DEALERS | 4 | 4 | (D) | (D) | (D) | (D) | (D) | (D) |
| 5992 | FLORISTS | 26 | 24 | 2 088 | 2 010 | 364 | 7 077 | 114 | 23 |
| 5993 | CIGAR STORES, STANDS | 14 | 8 | 673 | 547 | 63 | 1 198 | 25 | 12 |
| 5994 | NEWS DEALERS, NEWSSTANDS | 6 | 2 | 247 | (D) | (D) | (D) | (D) | (D) |
| 5996 | CAMERA, PHOTOGRAPHIC SUPPLY STORES | 7 | 7 | 968 | 962 | 149 | 3 075 | 37 | 6 |
| 5997 | GIFT, NOVELTY, SOUVENIR SHOPS | 18 | 14 | 617 | 577 | 58 | 1 167 | 27 | 18 |
| 5998 | OPTICAL GOODS STORES | 32 | 30 | 2 252 | 2 214 | 548 | 11 557 | 107 | 20 |
| 5999 | TYPEWRITER STORES | 9 | 3 | 523 | 467 | 106 | 1 955 | 22 | 9 |
| | LUGGAGE, LEATHER GOODS STORES | 3 | 3 | (D) | (D) | (D) | (D) | (D) | (D) |
| | HOBBY, TOY, GAME SHOPS | 15 | 9 | 649 | 555 | 73 | 1 633 | 32 | 12 |
| | RELIGIOUS GOODS STORES | 7 | 5 | 581 | 371 | 73 | 1 278 | 17 | 6 |
| | PET SHOPS | 11 | 5 | 414 | 250 | 28 | 654 | 13 | 14 |
| | OTHER | 56 | 16 | 1 824 | 1 036 | 208 | 5 060 | 53 | 57 |
| NONSTORE RETAILERS* | | | | | | | | | |
| | TOTAL | 151 | 39 | 41 087 | 40 021 | 8 175 | 167 629 | 2 085 | 130 |
| 53 PART* | MAIL-ORDER HOUSES | 11 | 9 | 30 093 | (D) | (D) | (D) | (D) | (D) |
| 534 | MERCHANDISE VENDING MACHINE OPERATORS | 29 | 9 | 3 612 | (D) | (D) | (D) | (D) | (D) |
| 535 | DIRECT SELLING (HOUSE-TO-HOUSE) ORGANIZATIONS | 111 | 21 | 7 382 | 6 492 | 895 | 15 300 | 212 | 102 |

Standard Notes: - Represents zero. (D) Withheld to avoid disclosure. (NA) Not available. (X) Not applicable.
 *Nonstore retailers, part of SIC major group 53, are shown separately in this table.

TABLE 5. Counties With 500 Establishments or More: 1963-Continued

| SIC code | County and kind of business | Establishments | | Sales | | Payroll, entire year (\$1,000) | Payroll, workweek ended nearest Nov. 15 (dollars) | Paid employees, workweek ended nearest Nov. 15 (number) | Active proprietors of unincorporated businesses (number) |
|------------------------|--|----------------|-----------------------|-------------------------------------|---------------------------------------|--------------------------------|---|---|--|
| | | Total (number) | With payroll (number) | Total, all establishments (\$1,000) | Establishments with payroll (\$1,000) | | | | |
| ST LOUIS COUNTY | | | | | | | | | |
| | RETAIL TRADE, TOTAL | 2 026 | 1 494 | 267 500 | 256 556 | 30 804 | \$95 341 | 9 370 | 1 737 |
| | LUMBER, BUILDING MATERIALS, HARDWARE, FARM EQUIPMENT DEALERS | | | | | | | | |
| 52 | TOTAL | 112 | 94 | 13 089 | 12 655 | 1 578 | 30 771 | 379 | 79 |
| 521 | LUMBER AND OTHER BUILDING MATERIALS DEALERS | 35 | 33 | 7 202 | 7 102 | 819 | 15 427 | 173 | 15 |
| 522-524 | HEATING, PLUMBING, PAINT, ELECTRICAL STORES | 21 | 17 | (0) | (0) | (0) | (0) | (0) | (0) |
| 5251 | HARDWARE STORES | 48 | 40 | 4 282 | 4 044 | 538 | 10 695 | 157 | 38 |
| 5252 | FARM EQUIPMENT DEALERS | 8 | 4 | (0) | (0) | (0) | (0) | (0) | (0) |
| | GENERAL MERCHANDISE GROUP STORES* | | | | | | | | |
| 53 PART* | TOTAL | 78 | 62 | 31 266 | 30 680 | 4 426 | 88 558 | 1 369 | 51 |
| 531 | DEPARTMENT STORES | 8 | 8 | (0) | (0) | (0) | (0) | (0) | (0) |
| 533 | LIMITED PRICE VARIETY STORES | 24 | 22 | 3 998 | 3 976 | 716 | 13 861 | 256 | 9 |
| 539 | MISCELLANEOUS GENERAL MERCHANDISE STORES | 46 | 32 | (0) | (0) | (0) | (0) | (0) | (0) |
| | FOOD STORES | | | | | | | | |
| 54 | TOTAL | 351 | 225 | 67 116 | 63 462 | 5 152 | 95 500 | 1 604 | 317 |
| 541 | GROCERY STORES, INCLUDING DELICATESSENS | 266 | 168 | 62 888 | 60 104 | 4 590 | 83 858 | 1 393 | 234 |
| 542 | MEAT MARKETS, FISH (SEAFOOD) MARKETS | 14 | 6 | 1 176 | 782 | 58 | 1 734 | 19 | 17 |
| 543 | FRUIT STORES, VEGETABLE MARKETS | 9 | 7 | (0) | (0) | (0) | (0) | (0) | (0) |
| 544 | CANDY, NUT, CONFECTIONERY STORES | 23 | 11 | (0) | (0) | (0) | (0) | (0) | (0) |
| 545-549 | OTHER FOOD STORES | 39 | 33 | 2 113 | 2 045 | 449 | 9 033 | 163 | 36 |
| | AUTOMOTIVE DEALERS | | | | | | | | |
| 55 EX.554 | TOTAL | 120 | 94 | 45 581 | 44 961 | 3 923 | 74 491 | 780 | 82 |
| | GASOLINE SERVICE STATIONS | | | | | | | | |
| 55PT(554) | TOTAL | 251 | 207 | 18 727 | 17 437 | 1 560 | 34 105 | 564 | 238 |
| | APPAREL, ACCESSORY STORES | | | | | | | | |
| 56 | TOTAL | 145 | 125 | 20 535 | 20 175 | 3 007 | 56 597 | 1 045 | 114 |
| 561-567 | MEN'S, BOYS' APPAREL STORES, CUSTOM TAILORS | 34 | 30 | 3 843 | 3 727 | 444 | 8 248 | 124 | 32 |
| 562-568 | WOMEN'S CLOTHING, SPECIALTY STORES | 60 | 52 | 8 950 | 8 838 | 1 557 | 28 798 | 572 | 52 |
| 562 | WOMEN'S READY-TO-WEAR STORES | 33 | 31 | (0) | (0) | (0) | (0) | (0) | (0) |
| 563-568 | WOMEN'S ACCESSORY, SPECIALTY STORES, FURRIERS | 27 | 21 | (0) | (0) | (0) | (0) | (0) | (0) |
| 565 | FAMILY CLOTHING STORES | 24 | 22 | 6 095 | 6 049 | 792 | 15 449 | 276 | 10 |
| 566 | SHOE STORES | 23 | 17 | (0) | (0) | (0) | (0) | (0) | (0) |
| 564-569 | OTHER APPAREL, ACCESSORY STORES | 4 | 4 | (0) | (0) | (0) | (0) | (0) | (0) |
| | FURNITURE, HOME FURNISHINGS, EQUIPMENT STORES | | | | | | | | |
| 57 | TOTAL | 119 | 93 | 13 003 | 12 641 | 2 054 | 35 910 | 490 | 87 |
| 571 | FURNITURE, HOME FURNISHINGS STORES | 65 | 47 | 8 597 | 8 299 | 1 361 | 23 169 | 280 | 54 |
| 572,573 | HOUSEHOLD APPLIANCE, RADIO, TELEVISION, MUSIC STORES | 54 | 46 | 4 406 | 4 342 | 693 | 12 741 | 210 | 33 |
| | EATING, DRINKING PLACES | | | | | | | | |
| 58 | TOTAL | 410 | 320 | 18 181 | 16 835 | 4 028 | 80 931 | 1 750 | 408 |
| 5812 | EATING PLACES | 248 | 206 | 10 535 | 9 913 | 2 530 | 51 660 | 1 233 | 258 |
| 5813 | DRINKING PLACES (ALCOHOLIC BEVERAGES) | 162 | 114 | 7 646 | 6 922 | 1 498 | 29 271 | 517 | 150 |
| | DRUG STORES, PROPRIETARY STORES | | | | | | | | |
| 59PT(591) | TOTAL | 49 | 49 | 8 211 | 8 211 | 1 253 | 24 673 | 362 | 33 |
| 591 | DRUG STORES | 48 | 48 | (0) | (0) | (0) | (0) | (0) | (0) |
| | PROPRIETARY STORES | 1 | 1 | (0) | (0) | (0) | (0) | (0) | (0) |
| | OTHER RETAIL STORES | | | | | | | | |
| 59 EX.591 | TOTAL | 308 | 202 | 19 642 | (0) | (0) | (0) | (0) | (0) |
| 592 | LIQUOR STORES | 61 | 41 | 5 306 | 4 832 | 448 | 8 524 | 110 | 54 |
| 593 | ANTIQUE STORES, SECONHAND STORES | 22 | 12 | 886 | (0) | (0) | (0) | (0) | (0) |
| 594 | BOOK, STATIONERY STORES | 11 | 11 | (0) | (0) | (0) | (0) | (0) | (0) |
| 595 | SPORTING GOODS STORES, BICYCLE SHOPS | 23 | 11 | (0) | (0) | (0) | (0) | (0) | (0) |
| 596 | FARM, GARDEN SUPPLY STORES, INCLUDING FEEB STORES | 15 | 9 | (0) | (0) | (0) | (0) | (0) | (0) |
| 597 | JEWELRY STORES | 30 | 16 | 1 692 | 1 436 | 235 | 4 636 | 54 | 30 |
| 598 | FUEL, ICE DEALERS | 55 | 39 | 4 270 | 3 932 | 620 | 12 036 | 132 | 45 |
| 599 | OTHER STORES | 91 | 63 | 4 257 | 3 819 | 684 | 12 383 | 185 | 78 |
| | NONSTORE RETAILERS* | | | | | | | | |
| 53 PART* | TOTAL | 83 | 23 | 12 149 | (0) | (0) | (0) | (0) | (0) |

Standard Notes: - Represents zero. (D) Withheld to avoid disclosure. (NA) Not available. (X) Not applicable.
 *Nonstore retailers, part of SIC major group 53, are shown separately in this table.

TABLE 5. Counties With 500 Establishments or More: 1963-Continued

| SIC code | County and kind of business | Establishments | | Sales | | Payroll, entire year (\$1,000) | Payroll, workweek ended nearest Nov. 15 (dollars) | Paid employees, workweek ended nearest Nov. 15 (number) | Active proprietors of unincorporated businesses (number) |
|-----------------------|--|----------------|-----------------------|-------------------------------------|---------------------------------------|--------------------------------|---|---|--|
| | | Total (number) | With payroll (number) | Total, all establishments (\$1,000) | Establishments with payroll (\$1,000) | | | | |
| STEARNS COUNTY | | | | | | | | | |
| | RETAIL TRADE, TOTAL | 794 | 602 | 118 576 | 114 092 | 12 865 | 257 698 | 4 137 | 760 |
| | LUMBER, BUILDING MATERIALS, HARDWARE, FARM EQUIPMENT DEALERS | | | | | | | | |
| 52 | TOTAL | 105 | 85 | 11 763 | 11 197 | 1 263 | 24 932 | 337 | 108 |
| 521 | LUMBER AND OTHER BUILDING MATERIALS DEALERS | 19 | 19 | 3 222 | 3 222 | 373 | 6 917 | 84 | 13 |
| 522-524 | HEATING, PLUMBING, PAINT, ELECTRICAL STORES | 13 | 11 | 1 332 | 1 254 | 235 | 5 172 | 57 | 11 |
| 5251 | HARDWARE STORES | 43 | 27 | 3 260 | 2 844 | 347 | 7 227 | 116 | 54 |
| 5252 | FARM EQUIPMENT DEALERS | 30 | 28 | 3 949 | 3 877 | 308 | 5 616 | 80 | 30 |
| | GENERAL MERCHANOISE GROUP STORES* | | | | | | | | |
| 53 PART* | TOTAL | 36 | 28 | 9 090 | 8 928 | 1 310 | 27 385 | 533 | 32 |
| 531 | DEPARTMENT STORES | 3 | 3 | 4 524 | 4 524 | 743 | 16 011 | 323 | - |
| 533 | LIMITED PRICE VARIETY STORES | 16 | 10 | 1 902 | 1 816 | 280 | 5 321 | 131 | 13 |
| 539 | MISCELLANEOUS GENERAL MERCHANOISE STORES | 17 | 15 | 2 664 | 2 588 | 287 | 6 053 | 79 | 19 |
| | FOOD STORES | | | | | | | | |
| 54 | TOTAL | 113 | 79 | 16 240 | 15 270 | 1 189 | 26 958 | 478 | 114 |
| 541 | GROCERY STORES, INCLUDING DELICATESSENS | 90 | 60 | 14 610 | 13 844 | 1 001 | 23 477 | 412 | 91 |
| 542 | MEAT MARKETS, FISH (SEAFOOD) MARKETS | 10 | 8 | 1 123 | 1 021 | 121 | 2 298 | 35 | 12 |
| 543 | FRUIT STORES, VEGETABLE MARKETS | - | - | - | - | - | - | - | - |
| 544 | CANDY, NUT, CONFECTIONERY STORES | 1 | 1 | (D) | (D) | (D) | (D) | (D) | (D) |
| 545-549 | OTHER FOOD STORES | 12 | 10 | (D) | (D) | (D) | (D) | (D) | (D) |
| | AUTOMOTIVE DEALERS | | | | | | | | |
| 55 EX.554 | TOTAL | 53 | 49 | 19 392 | 19 136 | 1 882 | 35 367 | 398 | 49 |
| | GASOLINE SERVICE STATIONS | | | | | | | | |
| 55PT(554) | TOTAL | 93 | 65 | 6 194 | 5 520 | 395 | 8 380 | 163 | 96 |
| | APPAREL, ACCESSORY STORES | | | | | | | | |
| 56 | TOTAL | 40 | 34 | 6 885 | 6 787 | 888 | 15 767 | 300 | 23 |
| 561-567 | MEN'S, BOYS' APPAREL STORES, CUSTOM TAILORS | 9 | 9 | 1 460 | 1 460 | 215 | 3 253 | 57 | 5 |
| 562-3,568 | WOMEN'S CLOTHING, SPECIALTY STORES | 13 | 13 | 1 249 | 1 249 | 141 | 2 275 | 66 | 8 |
| 562 | WOMEN'S READY-TO-WEAR STORES | 8 | 8 | 970 | 970 | 109 | 1 667 | 54 | 4 |
| 563-568 | WOMEN'S ACCESSORY, SPECIALTY STORES, FURRIERS | 5 | 5 | 279 | 279 | 32 | 608 | 12 | 4 |
| 565 | FAMILY CLOTHING STORES | 5 | 5 | (D) | (D) | (D) | (D) | (D) | (D) |
| 566 | SHOE STORES | 11 | 7 | (D) | (D) | (D) | (D) | (D) | (D) |
| 564-569 | OTHER APPAREL, ACCESSORY STORES | 2 | - | 60 | - | - | - | - | 4 |
| | FURNITURE, HOME FURNISHINGS, EQUIPMENT STORES | | | | | | | | |
| 57 | TOTAL | 35 | 27 | 2 908 | 2 820 | 436 | 8 138 | 101 | 35 |
| 571 | FURNITURE, HOME FURNISHINGS STORES | 17 | 13 | 1 650 | 1 590 | 231 | 4 127 | 45 | 17 |
| 572-573 | HOUSEHOLD APPLIANCE, RADIO, TELEVISION, MUSIC STORES | 18 | 14 | 1 258 | 1 230 | 205 | 4 011 | 56 | 18 |
| | EATING, DRINKING PLACES | | | | | | | | |
| 58 | TOTAL | 149 | 123 | 6 601 | 6 173 | 1 197 | 24 515 | 597 | 150 |
| 5812 | EATING PLACES | 94 | 82 | 4 260 | 4 130 | 902 | 18 850 | 460 | 96 |
| 5813 | DRINKING PLACES (ALCOHOLIC BEVERAGES) | 55 | 41 | 2 341 | 2 043 | 295 | 5 665 | 137 | 54 |
| | DRUG STORES, PROPRIETARY STORES | | | | | | | | |
| 59PT(591) | TOTAL | 17 | 17 | 3 796 | 3 796 | 515 | 10 268 | 173 | 15 |
| 591 | DRUG STORES | 16 | 16 | (D) | (D) | (D) | (D) | (D) | (D) |
| (| PROPRIETARY STORES | 1 | 1 | (D) | (D) | (D) | (D) | (D) | (D) |
| | OTHER RETAIL STORES | | | | | | | | |
| 59 EX.591 | TOTAL | 129 | 89 | 11 986 | (D) | (D) | (D) | (D) | (D) |
| 592 | LIQUOR STORES | 37 | 25 | 2 650 | 2 144 | 176 | 3 219 | 55 | 35 |
| 593 | ANTIQUA STORES, SECONDHAND STORES | 3 | 3 | (D) | (D) | (D) | (D) | (D) | (D) |
| 594 | BOOK, STATIONERY STORES | 3 | 3 | 59 | (D) | (D) | (D) | (D) | (D) |
| 595 | SPORTING GOODS STORES, BICYCLE SHOPS | 5 | 3 | 380 | 334 | 29 | 511 | 8 | 4 |
| 596 | FARM, GARDEN SUPPLY STORES, INCLUDING FEEO STORES | 28 | 20 | 5 416 | 5 308 | 337 | 6 241 | 74 | 21 |
| 597 | JEWELRY STORES | 11 | 7 | 520 | 480 | 70 | 1 012 | 16 | 13 |
| 598 | FUEL, ICE DEALERS | 10 | 8 | 926 | 908 | 127 | 2 586 | 30 | 8 |
| 599 | OTHER STORES | 32 | 22 | (D) | 1 651 | 389 | 7 171 | 92 | 31 |
| | NONSTORE RETAILERS* | | | | | | | | |
| 53 PART* | TOTAL | 24 | 6 | 23 721 | (D) | (D) | (D) | (D) | (D) |

Standard Notes: - Represents zero. (D) Withheld to avoid disclosure. (NA) Not available. (X) Not applicable.
 *Nonstore retailers, part of SIC major group 53, are shown separately in this table.

TABLE 6. Cities With 500 Establishments or More: 1963

| SIC code | City and kind of business | Establishments | | Sales | | Payroll, entire year (\$1,000) | Payroll, workweek ended nearest Nov. 15 (dollars) | Paid employees, workweek ended nearest Nov. 15 (number) | Active proprietors of unincorporated businesses (number) |
|------------|--|----------------|-----------------------|-------------------------------------|---------------------------------------|--------------------------------|---|---|--|
| | | Total (number) | With payroll (number) | Total, all establishments (\$1,000) | Establishments with payroll (\$1,000) | | | | |
| | DULUTH | | | | | | | | |
| | RETAIL TRADE, TOTAL | 951 | 717 | 158 329 | 153 443 | 19 780 | 375 592 | 5 931 | 784 |
| | LUMBER, BUILDING MATERIALS, HARDWARE, FARM EQUIPMENT DEALERS | | | | | | | | |
| | TOTAL | 42 | 34 | 4 810 | 4 560 | 604 | 12 228 | 136 | 32 |
| S2 | LUMBER AND OTHER BUILDING MATERIALS DEALERS | 14 | 12 | 2 593 | 2 493 | 291 | 5 909 | 60 | 7 |
| S22-S24 | HEATING, PLUMBING, PAINT, ELECTRICAL STORES | 9 | 9 | (0) | (0) | (0) | (0) | (0) | (0) |
| S251 | HARDWARE STORES | 16 | 12 | 1 323 | 1 219 | 166 | 3 212 | 48 | 14 |
| S252 | FARM EQUIPMENT DEALERS | 3 | 1 | (0) | (0) | (0) | (0) | (0) | (0) |
| | GENERAL MERCHANDISE GROUP STORES* | | | | | | | | |
| | TOTAL | 26 | 22 | 22 146 | 22 044 | 3 342 | 66 701 | 1 019 | 10 |
| S3 PART* | DEPARTMENT STORES | 5 | 5 | 19 299 | 19 299 | 2 876 | 58 530 | 862 | - |
| S33 | LIMITED PRICE VARIETY STORES | 13 | 11 | 2 142 | 2 120 | 419 | 7 378 | 144 | 4 |
| S39 | MISCELLANEOUS GENERAL MERCHANDISE STORES | 8 | 6 | 705 | 625 | 47 | 793 | 13 | 6 |
| | FOOD STORES | | | | | | | | |
| | TOTAL | 156 | 104 | 34 418 | 32 886 | 2 766 | 49 440 | 843 | 144 |
| S4 | GROCERY STORES, INCLUDING DELICATESSENS | 109 | 75 | 32 226 | 31 316 | 2 477 | 43 751 | 732 | 97 |
| S41 | MEAT MARKETS, FISH (SEAFOOD) MARKETS | 9 | 3 | 772 | 460 | 26 | 631 | 8 | 12 |
| S42 | FRUIT STORES, VEGETABLE MARKETS | 6 | 4 | 104 | 86 | 7 | 128 | 5 | 6 |
| S43 | CANDY, NUT, CONFECTIONERY STORES | 9 | 5 | 465 | (0) | (0) | (0) | (0) | (0) |
| S44 | OTHER FOOD STORES | 23 | 17 | 851 | (0) | (0) | (0) | (0) | (0) |
| | AUTOMOTIVE DEALERS | | | | | | | | |
| | TOTAL | 58 | 42 | 26 396 | 25 888 | 2 308 | 43 646 | 442 | 31 |
| | GASOLINE SERVICE STATIONS | | | | | | | | |
| | TOTAL | 130 | 110 | 10 443 | 9 717 | 930 | 18 414 | 322 | 118 |
| | APPAREL, ACCESSORY STORES | | | | | | | | |
| | TOTAL | 76 | 66 | 13 493 | 13 341 | 2 148 | 38 654 | 700 | 48 |
| S6 | MEN'S, BOYS' APPAREL STORES, CUSTOM TAILORS | 15 | 13 | 2 190 | 2 176 | 345 | 6 230 | 87 | 12 |
| S61-S67 | WOMEN'S CLOTHING, SPECIALTY STORES | 31 | 29 | 5 892 | 5 840 | 1 093 | 18 709 | 374 | 20 |
| S62-3, S68 | WOMEN'S READY-TO-WEAR STORES | 18 | 16 | 3 526 | 3 474 | 652 | 11 944 | 245 | 11 |
| S62 | WOMEN'S ACCESSORY, SPECIALTY STORES, FURRIERS | 13 | 13 | 2 366 | 2 366 | 441 | 6 765 | 129 | 9 |
| S63-S68 | FAMILY CLOTHING STORES | 11 | 11 | 4 237 | 4 237 | 561 | 10 703 | 186 | 4 |
| S65 | SHOE STORES | 17 | 11 | (0) | (0) | (0) | (0) | (0) | (0) |
| S66 | OTHER APPAREL, ACCESSORY STORES | 2 | 2 | (0) | (0) | (0) | (0) | (0) | (0) |
| S64-S69 | FURNITURE, HOME FURNISHINGS, EQUIPMENT STORES | | | | | | | | |
| | TOTAL | 69 | 51 | 9 455 | 9 203 | 1 456 | 25 236 | 345 | 50 |
| S7 | FURNITURE, HOME FURNISHINGS STORES | 41 | 29 | 6 621 | 6 419 | 1 000 | 17 304 | 220 | 32 |
| S71 | HOUSEHOLD APPLIANCE, RADIO, TELEVISION, MUSIC STORES | 28 | 22 | 2 834 | 2 784 | 456 | 7 932 | 125 | 18 |
| S72-S73 | EATING, DRINKING PLACES | | | | | | | | |
| | TOTAL | 184 | 152 | 11 306 | 10 894 | 2 813 | 56 794 | 1 218 | 181 |
| S8 | EATING PLACES | 124 | 106 | 6 811 | 6 569 | 1 791 | 37 450 | 863 | 117 |
| S812 | DRINKING PLACES (ALCOHOLIC BEVERAGES) | 60 | 46 | 4 495 | 4 325 | 1 022 | 19 344 | 355 | 64 |
| S813 | DRUG STORES, PROPRIETARY STORES | | | | | | | | |
| | TOTAL | 23 | 23 | 4 531 | 4 531 | 769 | 15 236 | 218 | 13 |
| S9PT(S91) | DRUG STORES | 23 | 23 | 4 531 | 4 531 | 769 | 15 236 | 218 | 13 |
| S91 | PROPRIETARY STORES | - | - | - | - | - | - | - | - |
| | OTHER RETAIL STORES | | | | | | | | |
| | TOTAL | 141 | 99 | 10 864 | 10 250 | 1 543 | 29 277 | 387 | 119 |
| S9 Ex-S91 | LIQUOR STORES | 20 | 18 | 2 725 | 2 691 | 227 | 4 334 | 45 | 19 |
| S92 | ANTIQUA STORES, SECONDHAND STORES | 13 | 7 | 600 | (0) | (0) | (0) | (0) | (0) |
| S93 | BOOK, STATIONERY STORES | 7 | 7 | 973 | 973 | 187 | 3 372 | 47 | 5 |
| S94 | SPORTING GOODS STORES, BICYCLE SHOPS | 14 | 6 | 778 | 702 | 83 | 2 457 | 39 | 11 |
| S95 | FARM, GARDEN SUPPLY STORES, INCLUDING FEED STORES | 6 | 4 | 287 | 277 | 27 | 506 | 10 | 5 |
| S96 | JEWELRY STORES | 9 | 7 | 1 078 | 1 044 | 164 | 3 190 | 32 | 7 |
| S97 | FUEL, ICE DEALERS | 16 | 12 | 1 337 | 1 275 | 244 | 3 872 | 42 | 15 |
| S98 | OTHER STORES | 56 | 38 | 3 086 | (0) | (0) | (0) | (0) | (0) |
| S99 | NONSTORE RETAILERS* | | | | | | | | |
| | TOTAL | 46 | 14 | 10 467 | 10 129 | 1 101 | 19 966 | 301 | 38 |

Standard Notes: - Represents zero. (D) Withheld to avoid disclosure. (NA) Not available. (X) Not applicable.
 *Nonstore retailers, part of SIC major group 53, are shown separately in this table.

TABLE 6. Cities With 500 Establishments or More: 1963-Continued

| SIC code | City and kind of business | Establishments | | Sales | | Payroll, entire year (\$1,000) | Payroll, workweek ended nearest Nov. 15 (dollars) | Paid employees, workweek ended nearest Nov. 15 (number) | Active proprietors of unincorporated businesses (number) |
|--------------------|--|----------------|-----------------------|-------------------------------------|---------------------------------------|--------------------------------|---|---|--|
| | | Total (number) | With payroll (number) | Total, all establishments (\$1,000) | Establishments with payroll (\$1,000) | | | | |
| MINNEAPOLIS | | | | | | | | | |
| | RETAIL TRADE, TOTAL | 3 974 | 2 994 | 860 590 | 838 454 | 131 925 | 2 512 093 | 36 806 | 3 501 |
| | LUMBER, BUILDING MATERIALS, HARDWARE, FARM EQUIPMENT DEALERS | | | | | | | | |
| 52 | TOTAL | 148 | 116 | 32 996 | 32 070 | 4 698 | 86 899 | 895 | 118 |
| 521 | LUMBER YARDS | 20 | 20 | 18 089 | 18 089 | 2 610 | 48 356 | 410 | 2 |
| | BUILDING MATERIALS DEALERS | 17 | 9 | 2 932 | 2 874 | 1 404 | 7 263 | 63 | 13 |
| 522 | HEATING, PLUMBING EQUIPMENT DEALERS | 5 | 3 | 599 | 583 | 138 | 2 283 | 23 | 4 |
| 523 | PAINT, GLASS, WALLPAPER STORES | 21 | 13 | 1 235 | 977 | 141 | 3 209 | 37 | 15 |
| 524 | ELECTRICAL SUPPLY STORES | 4 | 4 | 318 | 318 | 54 | 1 063 | 14 | 7 |
| 5251 | HARDWARE STORES | 81 | 67 | 9 783 | 9 229 | 1 351 | 24 725 | 348 | 77 |
| 5252 | FARM EQUIPMENT DEALERS | - | - | 40 | - | - | - | - | - |
| | GENERAL MERCHANDISE GROUP STORES* | | | | | | | | |
| 53 PART* | TOTAL | 80 | 70 | 157 890 | 157 646 | 32 257 | 613 687 | 9 885 | 54 |
| 531 | DEPARTMENT STORES | 8 | 8 | 142 072 | 142 072 | 29 199 | 557 720 | 8 779 | - |
| 533 | LIMITED PRICE VARIETY STORES | 32 | 28 | 9 198 | 9 136 | 1 867 | 34 291 | 763 | 19 |
| 539 | GENERAL MERCHANDISE STORES | 28 | 26 | 5 559 | 5 423 | 985 | 17 919 | 254 | 22 |
| | DRY GOODS STORES | 5 | 3 | 853 | (D) | (D) | (D) | (D) | (D) |
| | SEWING, NEEDLEWORK STORES | 7 | 5 | 208 | (D) | (D) | (D) | (D) | (D) |
| | FOOD STORES | | | | | | | | |
| 54 | TOTAL | 723 | 507 | 144 082 | 136 370 | 12 725 | 247 719 | 3 732 | 688 |
| 541 | GROCERY STORES, INCLUDING DELICATESSENS | 491 | 321 | 126 777 | 120 357 | 10 235 | 200 016 | 2 955 | 463 |
| 542 | MEAT MARKETS | 64 | 52 | 8 730 | 8 292 | 902 | 17 372 | 189 | 70 |
| | FISH (SEAFOOD) MARKETS | 2 | - | 14 | - | - | - | - | 2 |
| 543 | FRUIT STORES, VEGETABLE MARKETS | 7 | 1 | 213 | (D) | (D) | (D) | (D) | (D) |
| 544 | CANDY, NUT, CONFECTIONERY STORES | 42 | 34 | 1 413 | 1 335 | 175 | 2 625 | 58 | 21 |
| 545 | DAIRY PRODUCTS STORES | 18 | 14 | 1 902 | 1 474 | 94 | 1 504 | 37 | 16 |
| 546 | RETAIL BAKERIES | 87 | 81 | 4 503 | 4 423 | 1 272 | 25 104 | 481 | 91 |
| 5462 | RETAIL BAKERIES, MANUFACTURING | 76 | 70 | 3 913 | 3 839 | 1 153 | 22 956 | 439 | 87 |
| 5463 | RETAIL BAKERIES, NONMANUFACTURING | 11 | 11 | 590 | 584 | 119 | 2 148 | 42 | 4 |
| 549 | EGG AND POULTRY DEALERS | 3 | 1 | 278 | (D) | (D) | (D) | (D) | (D) |
| | OTHER | 9 | 3 | 252 | (D) | (D) | (D) | (D) | (D) |
| | AUTOMOTIVE DEALERS | | | | | | | | |
| 55 EX. 554 | TOTAL | 161 | 119 | 156 507 | 155 345 | 15 733 | 285 897 | 2 474 | 87 |
| 551 | PASSENGER CAR DEALERS, FRANCHISED | 42 | 42 | 136 681 | 136 681 | 13 188 | 241 471 | 2 017 | 2 |
| | DOMESTIC CAR DEALERS | 32 | 32 | 113 019 | 113 019 | 10 588 | 201 809 | 1 632 | 1 |
| | IMPORTED CAR DEALERS | 5 | 5 | (D) | (D) | (D) | (D) | (D) | (D) |
| | DOMESTIC AND IMPORTED CAR DEALERS | 5 | 5 | (D) | (D) | (D) | (D) | (D) | (D) |
| 552 | PASSENGER CAR DEALERS, NONFRANCHISED | 49 | 25 | 7 409 | 6 645 | 633 | 11 469 | 109 | 43 |
| 553 | TIRE, BATTERY, ACCESSORY DEALERS | 47 | 35 | 6 853 | 6 521 | 1 291 | 22 486 | 230 | 26 |
| | HOME AND AUTO SUPPLY STORES | 2 | 2 | (D) | (D) | (D) | (D) | (D) | (D) |
| 559 | MISCELLANEOUS AIRCRAFT, MARINE, AUTOMOTIVE DEALERS | 21 | 15 | (D) | (D) | (D) | (D) | (D) | (D) |
| | AIRCRAFT, BOAT, MOTORCYCLE DEALERS | 13 | 9 | 2 279 | 2 247 | 262 | 4 353 | 49 | 13 |
| | HOUSEHOLD TRAILER DEALERS | 6 | 4 | 618 | 584 | 62 | 1 053 | 11 | 3 |
| | OTHER AUTOMOTIVE DEALERS | 2 | 2 | (D) | (D) | (D) | (D) | (D) | (D) |
| | GASOLINE SERVICE STATIONS | | | | | | | | |
| 55PT(554) | TOTAL | 511 | 443 | 54 858 | 52 594 | 5 328 | 110 811 | 1 720 | 501 |
| | APPAREL, ACCESSORY STORES | | | | | | | | |
| 56 | TOTAL | 260 | 208 | 48 421 | 47 567 | 9 299 | 176 082 | 2 627 | 168 |
| 561,567 | MEN'S, BOYS' APPAREL STORES, CUSTOM TAILORS | 69 | 49 | 13 462 | 13 118 | 2 519 | 46 205 | 614 | 49 |
| 561 | MEN'S, BOYS' CLOTHING AND FURNISHINGS STORES | 51 | 39 | 12 824 | 12 516 | 2 330 | 43 715 | 563 | 35 |
| 567 | CUSTOM TAILORS | 18 | 10 | 638 | 602 | 189 | 2 490 | 51 | 14 |
| 562-3,568 | WOMEN'S CLOTHING, SPECIALTY STORES | 105 | 87 | 18 798 | 18 550 | 3 293 | 62 156 | 1 093 | 70 |
| 562 | WOMEN'S READY-TO-WEAR STORES | 61 | 51 | 15 353 | 15 147 | 2 752 | 51 774 | 907 | 41 |
| 563,568 | WOMEN'S ACCESSORY, SPECIALTY STORES, FURRIERS | 44 | 36 | 3 445 | 3 403 | 541 | 10 382 | 186 | 29 |
| 563 | MILLINERY STORES | 10 | 4 | 221 | (D) | (D) | (D) | (D) | (D) |
| | CORSET, LINGERIE STORES | 6 | 6 | 171 | 171 | 24 | 542 | 11 | 6 |
| | HOSIERY STORES | - | - | - | - | - | - | - | - |
| | APPAREL, ACCESSORY, OTHER SPECIALTY STORES | 13 | 13 | 1 211 | 1 211 | 162 | 3 078 | 84 | 6 |
| 568 | FURRIERS, FUR SHOPS | 15 | 13 | 1 842 | (D) | (D) | (D) | (D) | (D) |
| 565 | FAMILY CLOTHING STORES | 28 | 20 | 8 622 | 8 458 | 2 244 | 44 172 | 594 | 21 |
| 566 | SHOE STORES | 53 | 47 | 7 089 | 6 991 | 1 184 | 22 464 | 308 | 23 |
| | MEN'S SHOE STORES | 7 | 7 | (D) | (D) | (D) | (D) | (D) | (D) |
| | WOMEN'S SHOE STORES | 17 | 17 | (D) | (D) | (D) | (D) | (D) | (D) |
| | CHILDREN'S, JUVENILES' SHOE STORES | - | - | - | - | - | - | - | - |
| | FAMILY SHOE STORES | 29 | 23 | 2 641 | 2 543 | 398 | 6 860 | 106 | 19 |
| 564 | CHILDREN'S, INFANTS' WEAR STORES | 4 | 4 | (D) | (D) | (D) | (D) | (D) | (D) |
| 569 | MISCELLANEOUS APPAREL, ACCESSORY STORES | 1 | 1 | (D) | (D) | (D) | (D) | (D) | (D) |

Standard Notes: - Represents zero. (D) Withheld to avoid disclosure. (NA) Not available. (X) Not applicable.
 *Nonstore retailers, part of SIC major group 53, are shown separately in this table.

TABLE 6. Cities With 500 Establishments or More: 1963-Continued

| SIC code | City and kind of business | Establishments | | Sales | | Payroll, entire year (\$1,000) | Payroll, workweek ended nearest Nov. 15 (dollars) | Paid employees, workweek ended nearest Nov. 15 (number) | Active proprietors of unincorporated businesses (number) |
|--|---|----------------|-----------------------|-------------------------------------|---------------------------------------|--------------------------------|---|---|--|
| | | Total (number) | With payroll (number) | Total, all establishments (\$1,000) | Establishments with payroll (\$1,000) | | | | |
| MINNEAPOLIS--CONTINUED | | | | | | | | | |
| FURNITURE, HOME FURNISHINGS, EQUIPMENT STORES | | | | | | | | | |
| 57 | TOTAL | 274 | 190 | 45 988 | 44 414 | 8 062 | 147 773 | 1 550 | 186 |
| 571 | FURNITURE, HOME FURNISHINGS STORES | 165 | 111 | 29 998 | 28 818 | 5 516 | 97 797 | 1 005 | 117 |
| 5712 | FURNITURE STORES | 93 | 69 | 21 922 | 21 428 | 3 917 | 65 121 | 703 | 61 |
| 5713 | FLOOR COVERING STORES | 31 | 23 | 6 201 | 5 863 | 1 278 | 27 144 | 217 | 19 |
| 5714 | DRAPERY, CURTAIN, UPHOLSTERY STORES | 25 | 9 | 781 | 549 | 145 | 1 885 | 32 | 20 |
| 5715 | CHINA, GLASSWARE, METALWARE STORES | 7 | 3 | 657 | (0) | (0) | (0) | (0) | (0) |
| 5719 | MISCELLANEOUS HOME FURNISHINGS STORES | 9 | 7 | 437 | (0) | (0) | (0) | 25 | (0) |
| 572 | HOUSEHOLD APPLIANCE STORES | 44 | 28 | 6 927 | 6 699 | 942 | 18 097 | 190 | 24 |
| 5732 | RADIO, TELEVISION STORES | 26 | 24 | 3 284 | 3 258 | 481 | 10 242 | 105 | 21 |
| 5733 | MUSIC STORES | 39 | 27 | 5 779 | 5 639 | 1 123 | 21 637 | 250 | 24 |
| | RECORD SHOPS | 10 | 6 | 546 | (0) | (0) | (0) | (0) | (0) |
| | MUSICAL INSTRUMENT STORES | 29 | 21 | 5 233 | (0) | (0) | (0) | (0) | (0) |
| EATING, DRINKING PLACES | | | | | | | | | |
| 58 | TOTAL | 835 | 743 | 76 199 | 74 563 | 21 052 | 415 195 | 7 907 | 831 |
| 5812 | EATING PLACES | 556 | 492 | 51 779 | 50 771 | 15 695 | 310 674 | 6 263 | 518 |
| | RESTAURANTS, LUNCHROOMS | 427 | 371 | 41 123 | 40 199 | 12 449 | 247 017 | 4 904 | 421 |
| | CAFETERIAS | 24 | 24 | 4 648 | 4 648 | 1 588 | 32 641 | 642 | 14 |
| | REFRESHMENT PLACES | 75 | 71 | 4 258 | 4 222 | 1 087 | 19 464 | 500 | 62 |
| | CATERERS | 30 | 26 | 1 750 | 1 702 | 571 | 11 552 | 217 | 21 |
| 5813 | DRINKING PLACES (ALCOHOLIC BEVERAGES) | 279 | 251 | 24 420 | 23 792 | 5 357 | 104 521 | 1 644 | 313 |
| DRUG STORES, PROPRIETARY STORES | | | | | | | | | |
| 59PT(591) | TOTAL | 132 | 132 | 26 260 | 26 260 | 4 581 | 81 485 | 1 506 | 109 |
| 591 | DRUG STORES | 130 | 130 | (0) | (0) | (0) | (0) | (0) | (0) |
| | PROPRIETARY STORES | 2 | 2 | (0) | (0) | (0) | (0) | (0) | (0) |
| OTHER RETAIL STORES | | | | | | | | | |
| 59 Ex.591 | TOTAL | 605 | 397 | 62 807 | 59 403 | 9 032 | 172 841 | 2 160 | 542 |
| 592 | LIQUOR STORES | 84 | 68 | 21 280 | 20 462 | 1 453 | 29 308 | 379 | 92 |
| 593 | ANTIQUA STORES, SECONOHAND STORES | 83 | 55 | 7 808 | 7 502 | 1 219 | 25 270 | 356 | 75 |
| 5932 | ANTIQUA STORES | 16 | 2 | 232 | (0) | (0) | (0) | (0) | (0) |
| 5933 | SECONOHAND STORES | 67 | 53 | 7 576 | (0) | (0) | (0) | (0) | (0) |
| 594 | BOOK, STATIONERY STORES | 31 | 23 | 2 476 | 2 420 | 315 | 5 982 | 102 | 29 |
| 5942 | BOOK STORES | 16 | 10 | (0) | (0) | (0) | (0) | (0) | (0) |
| 5943 | STATIONERY STORES | 15 | 13 | (0) | (0) | (0) | (0) | (0) | (0) |
| 595 | SPORTING GOODS STORES, BICYCLE SHOPS | 36 | 20 | 2 570 | 2 322 | 252 | 4 632 | 70 | 34 |
| 5952 | SPORTING GOODS STORES | 28 | 14 | 2 270 | 2 068 | 221 | 4 150 | 61 | 26 |
| 5953 | BICYCLE SHOPS | 8 | 6 | 300 | 254 | 31 | 482 | 9 | 8 |
| 5962 | HAY, GRAIN, FEED STORES | 9 | 5 | 743 | 689 | 94 | 2 308 | 24 | 6 |
| 5969 | OTHER FARM SUPPLY STORES | 4 | 2 | 203 | (0) | (0) | (0) | (0) | (0) |
| | GARDEN SUPPLY STORES | 3 | 3 | (0) | (0) | (0) | (0) | (0) | (0) |
| 597 | JEWELRY STORES | 54 | 36 | 3 837 | 3 581 | 615 | 12 082 | 138 | 48 |
| 598 | FUEL, ICE DEALERS | 12 | 8 | 2 586 | 2 564 | 427 | 9 538 | 90 | 7 |
| 5982 | COAL AND WOOD DEALERS | 3 | 1 | (0) | (0) | (0) | (0) | (0) | (0) |
| | ICE DEALERS | 2 | - | 10 | - | - | - | - | 2 |
| 5983 | FUEL OIL DEALERS | 4 | 4 | 1 322 | 1 322 | 135 | 2 421 | 24 | 2 |
| 5984 | BOTTLE GAS DEALERS | 3 | 3 | (0) | (0) | (0) | (0) | (0) | (0) |
| 5992 | FLORISTS | 45 | 35 | 4 864 | 4 798 | 1 997 | 29 847 | 366 | 42 |
| 5993 | CIGAR STORES, STANOS | 25 | 13 | (0) | (0) | (0) | (0) | (0) | (0) |
| 5994 | NEWS DEALERS, NEWSSTANOS | 14 | 4 | (0) | (0) | (0) | (0) | (0) | (0) |
| 5996 | CAMERA, PHOTOGRAPHIC SUPPLY STORES | 11 | 11 | 3 008 | 3 008 | 441 | 9 035 | 102 | 2 |
| 5997 | GIFT, NOVELTY, SOUVENIR SHOPS | 48 | 22 | 1 733 | 1 341 | 181 | 3 560 | 61 | 57 |
| 5998 | OPTICAL GOODS STORES | 34 | 32 | 3 234 | 3 192 | 850 | 17 722 | 160 | 25 |
| 5999 | TYPEWRITER STORES | 6 | 4 | (0) | (0) | (0) | (0) | (0) | (0) |
| | LUGGAGE, LEATHER GOODS STORES | 6 | 6 | (0) | (0) | (0) | (0) | (0) | (0) |
| | HOBBY, TOY, GAME SHOPS | 13 | 9 | 996 | 916 | 137 | 3 085 | 39 | 9 |
| | RELIGIOUS GOODS STORES | 11 | 5 | (0) | (0) | (0) | (0) | (0) | (0) |
| | PET SHOPS | 5 | 1 | 61 | (0) | (0) | (0) | (0) | (0) |
| | OTHER | 71 | 35 | 3 447 | 3 051 | 615 | 11 326 | 144 | 57 |
| NONSTORE RETAILERS* | | | | | | | | | |
| 53 PART* | TOTAL | 245 | 69 | 54 582 | 52 222 | 9 158 | 173 704 | 2 350 | 217 |
| 532 | MAIL-ORDER HOUSES | 13 | 7 | 36 660 | (0) | (0) | (0) | (0) | (0) |
| 534 | MERCHANDISE VENDING MACHINE OPERATORS | 45 | 21 | 9 025 | (0) | (0) | (0) | (0) | (0) |
| 535 | DIRECT SELLING (HOUSE-TO-HOUSE) ORGANIZATIONS | 187 | 41 | 8 897 | 7 423 | 1 590 | 27 297 | 376 | 168 |

Standard Notes: - Represents zero. (D) Withheld to avoid disclosure. (NA) Not available. (X) Not applicable.
 *Nonstore retailers, part of SIC major group 53, are shown separately in this table.

TABLE 6. Cities With 500 Establishments or More: 1963-Continued

| SIC code | City and kind of business | Establishments | | Sales | | Payroll, entire year (\$1,000) | Payroll, workweek ended nearest Nov. 15 (dollars) | Paid employees, workweek ended nearest Nov. 15 (number) | Active proprietors of unincorporated businesses (number) |
|-----------|--|----------------|-----------------------|-------------------------------------|---------------------------------------|--------------------------------|---|---|--|
| | | Total (number) | With payroll (number) | Total, all establishments (\$1,000) | Establishments with payroll (\$1,000) | | | | |
| | <u>ST PAUL</u> | | | | | | | | |
| | RETAIL TRADE, TOTAL | 2 358 | 1 758 | 489 072 | 473 948 | 68 781 | 1 360 925 | 20 628 | 2 036 |
| | LUMBER, BUILDING MATERIALS, HARDWARE, FARM EQUIPMENT DEALERS | | | | | | | | |
| | TOTAL | 90 | 78 | 14 514 | 14 170 | 2 144 | 44 073 | 416 | 55 |
| 52 | LUMBER AND OTHER BUILDING MATERIALS DEALERS | 17 | 17 | 7 893 | 7 893 | 1 078 | 23 443 | 199 | 3 |
| 522-524 | HEATING, PLUMBING, PAINT, ELECTRICAL STORES | 26 | 24 | (0) | (0) | (0) | (0) | (0) | (0) |
| 5251 | HARDWARE STORES | 45 | 35 | 3 488 | 3 194 | 444 | 9 185 | 111 | 38 |
| 5252 | FARM EQUIPMENT DEALERS | 2 | 2 | (0) | (0) | (0) | (0) | (0) | (0) |
| | GENERAL MERCHANDISE GROUP STORES* | | | | | | | | |
| | TOTAL | 50 | 38 | 87 319 | 87 113 | 14 018 | 274 419 | 5 301 | 34 |
| 53 PART* | DEPARTMENT STORES | 10 | 10 | 76 560 | 76 560 | 12 029 | 238 586 | 4 444 | - |
| 533 | LIMITED PRICE VARIETY STORES | 23 | 17 | 9 648 | 9 562 | 1 811 | 32 390 | 810 | 12 |
| 539 | MISCELLANEOUS GENERAL MERCHANDISE STORES | 17 | 11 | 1 111 | 991 | 178 | 3 443 | 47 | 22 |
| | FOOD STORES | | | | | | | | |
| | TOTAL | 446 | 282 | 94 730 | 88 800 | 7 301 | 147 605 | 2 369 | 450 |
| 54 | GROCERY STORES, INCLUDING DELICATESSENS | 316 | 190 | 86 696 | 81 848 | 6 193 | 126 225 | 1 970 | 314 |
| 542 | MEAT MARKETS, FISH (SEAFOOD) MARKETS | 28 | 16 | 2 210 | 1 830 | 140 | 2 690 | 43 | 33 |
| 543 | FRUIT STORES, VEGETABLE MARKETS | 15 | 9 | 1 610 | (0) | (0) | (0) | (0) | (0) |
| 544 | CANDY, NUT, CONFECTIONERY STORES | 22 | 16 | 902 | 696 | 129 | 2 023 | 45 | 13 |
| 545-549 | OTHER FOOD STORES | 65 | 51 | 3 312 | (0) | (0) | (0) | (0) | (0) |
| | AUTOMOTIVE DEALERS | | | | | | | | |
| 55 EX.554 | TOTAL | 86 | 66 | 91 587 | 90 535 | 9 601 | 179 738 | 1 496 | 43 |
| | GASOLINE SERVICE STATIONS | | | | | | | | |
| 55PT(554) | TOTAL | 298 | 248 | 29 707 | 27 967 | 2 716 | 55 872 | 877 | 286 |
| | APPAREL, ACCESSORY STORES | | | | | | | | |
| | TOTAL | 161 | 135 | 21 788 | 21 108 | 3 542 | 73 259 | 1 168 | 111 |
| 561,567 | MEN'S, BOYS' APPAREL STORES, CUSTOM TAILORS | 33 | 31 | 4 228 | 4 210 | 681 | 14 442 | 172 | 23 |
| 562-3,568 | WOMEN'S CLOTHING, SPECIALTY STORES | 59 | 49 | (0) | (0) | (0) | (0) | (0) | (0) |
| 562 | WOMEN'S READY-TO-WEAR STORES | 35 | 29 | 8 189 | 8 101 | 1 458 | 29 836 | 505 | 28 |
| 563,568 | WOMEN'S ACCESSORY, SPECIALTY STORES, FURRIERS | 24 | 20 | (0) | (0) | (0) | (0) | (0) | (0) |
| 565 | FAMILY CLOTHING STORES | 19 | 17 | 3 892 | 3 868 | 673 | 14 197 | 232 | 10 |
| 566 | SHOE STORES | 43 | 33 | 3 748 | 3 246 | 504 | 10 002 | 152 | 27 |
| 564,569 | OTHER APPAREL, ACCESSORY STORES | 7 | 5 | (0) | (0) | (0) | (0) | (0) | (0) |
| | FURNITURE, HOME FURNISHINGS, EQUIPMENT STORES | | | | | | | | |
| | TOTAL | 141 | 107 | 21 471 | 20 989 | 3 665 | 75 020 | 909 | 103 |
| 571 | FURNITURE, HOME FURNISHINGS STORES | 77 | 53 | 13 876 | 13 556 | 2 459 | 53 621 | 551 | 56 |
| 572,573 | HOUSEHOLD APPLIANCE, RADIO, TELEVISION, MUSIC STORES | 64 | 54 | 7 595 | 7 433 | 1 206 | 21 399 | 358 | 47 |
| | EATING, DRINKING PLACES | | | | | | | | |
| | TOTAL | 548 | 442 | 39 980 | 38 298 | 10 732 | 212 615 | 4 221 | 492 |
| 5812 | EATING PLACES | 347 | 295 | 25 150 | 24 478 | 7 355 | 145 511 | 3 238 | 319 |
| 5813 | DRINKING PLACES (ALCOHOLIC BEVERAGES) | 201 | 147 | 14 830 | 13 820 | 3 377 | 67 104 | 983 | 173 |
| | DRUG STORES, PROPRIETARY STORES | | | | | | | | |
| | TOTAL | 90 | 86 | 19 106 | 19 012 | 3 116 | 56 320 | 888 | 68 |
| 59PT(591) | DRUG STORES | 88 | 84 | (0) | (0) | (0) | (0) | (0) | (0) |
| 591 | PROPRIETARY STORES | 2 | 2 | (0) | (0) | (0) | (0) | (0) | (0) |
| | OTHER RETAIL STORES | | | | | | | | |
| | TOTAL | 335 | 245 | 32 368 | 30 220 | 4 143 | 80 508 | 1 005 | 296 |
| 592 | LIQUOR STORES | 49 | 47 | 9 669 | 9 491 | 702 | 15 414 | 196 | 40 |
| 593 | ANTIQUARIAN STORES, SECONHAND STORES | 39 | 27 | (0) | (0) | (0) | (0) | (0) | (0) |
| 594 | BOOK, STATIONERY STORES | 8 | 8 | (0) | (0) | (0) | (0) | (0) | (0) |
| 595 | SPORTING GOODS STORES, BICYCLE SHOPS | 18 | 12 | 1 004 | 970 | 136 | 2 708 | 40 | 15 |
| 596 | FARM, GARDEN SUPPLY STORES, INCLUDING FEEO STORES | 7 | 7 | 3 350 | 3 350 | 336 | 5 302 | 52 | 4 |
| 597 | JEWELRY STORES | 31 | 21 | (0) | (0) | (0) | (0) | (0) | (0) |
| 598 | FUEL, ICE DEALERS | 17 | 13 | 3 173 | 2 985 | 395 | 8 227 | 85 | 17 |
| 599 | OTHER STORES | 166 | 110 | 10 408 | 9 130 | 1 723 | 32 979 | 424 | 155 |
| | NONSTORE RETAILERS* | | | | | | | | |
| 53 PART* | TOTAL | 113 | 31 | 36 502 | 35 736 | 7 803 | 161 496 | 1 978 | 98 |

Standard Notes: - Represents zero. (D) Withheld to avoid disclosure. (NA) Not available. (X) Not applicable.

*Nonstore retailers, part of SIC major group 53, are shown separately in this table.

TABLE 7. In-Plant Food Contractors: 1963

| SIC code | Standard metropolitan statistical area and kind of business | Establishments | | Sales | | Payroll, entire year (\$1,000) | Payroll, workweek ended nearest Nov. 15 (dollars) | Paid employees, workweek ended nearest Nov. 15 (number) | Active proprietors of unincorporated businesses (number) |
|---|---|----------------|-----------------------|-------------------------------------|---------------------------------------|--------------------------------|---|---|--|
| | | Total (number) | With payroll (number) | Total, all establishments (\$1,000) | Establishments with payroll (\$1,000) | | | | |
| <u>MINNESOTA</u> | | | | | | | | | |
| 5812 PART | IN-PLANT FOOD CONTRACTORS: TOTAL | 55 | 55 | 6 306 | 6 306 | 1 990 | 41 665 | 790 | 44 |
| | RESTAURANTS: LUNCHROOMS | 21 | 21 | 2 219 | 2 219 | 831 | 16 574 | 320 | 15 |
| | CAFETERIAS | 28 | 28 | 3 733 | 3 733 | 1 061 | 23 620 | 445 | 25 |
| | REFRESHMENT PLACES | 6 | 6 | 354 | 354 | 98 | 1 471 | 25 | 4 |
| <u>DULUTH-SUPERIOR; MINN.-WIS. SMSA</u> | | | | | | | | | |
| 5812 PART | IN-PLANT FOOD CONTRACTORS: TOTAL | 6 | 6 | 351 | 351 | 86 | 1 823 | 73 | 5 |
| | RESTAURANTS: LUNCHROOMS | 2 | 2 | (D) | (D) | (D) | (D) | (D) | (D) |
| | CAFETERIAS | 4 | 4 | (D) | (D) | (D) | (D) | (D) | (D) |
| <u>FARGO-MOORHEAD; N. D.-MINN. SMSA</u> | | | | | | | | | |
| 5812 PART | IN-PLANT FOOD CONTRACTORS: TOTAL | 5 | 5 | 343 | 343 | 91 | 1 930 | 33 | 4 |
| | RESTAURANTS: LUNCHROOMS | 1 | 1 | (D) | (D) | (D) | (D) | (D) | (D) |
| | CAFETERIAS | 4 | 4 | (D) | (D) | (D) | (D) | (D) | (D) |
| <u>MINNEAPOLIS-ST. PAUL SMSA</u> | | | | | | | | | |
| 5812 PART | IN-PLANT FOOD CONTRACTORS: TOTAL | 28 | 28 | 4 169 | 4 169 | 1 431 | 28 288 | 556 | 19 |
| | RESTAURANTS: LUNCHROOMS | 9 | 9 | 1 953 | 1 953 | 753 | 15 101 | 284 | 2 |
| | CAFETERIAS | 15 | 15 | 1 880 | 1 880 | 585 | 11 836 | 251 | 15 |
| | REFRESHMENT PLACES | 4 | 4 | 336 | 336 | 93 | 1 351 | 21 | 2 |

Standard Notes: - Represents zero. (D) Withheld to avoid disclosure. (NA) Not available. (X) Not applicable.

TABLE 8. Commissaries, Exchanges, and Eating and Drinking Places Operated for Military Personnel by the U. S. Department of Defense: 1963

[These data were collected by the Department of Defense and are not included in any of the tabulations of the 1963 Census of Business]

| County | Sales | Civilian payroll, entire year | Civilian employees, workweek ended nearest Nov. 15 | Civilian payroll, workweek ended nearest Nov. 15 | Sales | Civilian payroll, entire year | Civilian employees, workweek ended nearest Nov. 15 | Civilian payroll, workweek ended nearest Nov. 15 |
|----------------------------|-----------|-------------------------------|--|--|----------------------------|-------------------------------|--|--|
| | (\$1,000) | (\$1,000) | (number) | (dollars) | (\$1,000) | (\$1,000) | (number) | (dollars) |
| | TOTAL | | | | COMMISSARIES | | | |
| MINNESOTA: TOTAL | 3 543 | 383 | 145 | 8 312 | 1 103 | 43 | 12 | 1 118 |
| HENNEPIN | 1 216 | 148 | 76 | 2 975 | - | - | - | - |
| ST. LOUIS | 2 327 | 235 | 69 | 5 337 | 1 103 | 43 | 12 | 1 118 |
| | EXCHANGES | | | | EATING AND DRINKING PLACES | | | |
| MINNESOTA: TOTAL | 2 135 | 270 | 100 | 5 717 | 305 | 70 | 33 | 1 477 |
| HENNEPIN | 1 015 | 101 | 50 | 2 004 | 201 | 47 | 26 | 971 |
| ST. LOUIS | 1 120 | 169 | 50 | 3 713 | 104 | 23 | 7 | 506 |

Standard Notes: - Represents zero. (D) Withheld to avoid disclosure. (NA) Not available. (X) Not applicable.

TABLE 9. Counties; Cities of 2,500 Inhabitants or More: 1958

| County and city | Establishments | | Sales | | | County and city | Establishments | | Sales | | | Payroll, entire year (\$1,000) |
|---|----------------|-----------------------|-------------------------------------|---------------------------------------|--------------------------------|--|----------------|-----------------------|-------------------------------------|---------------------------------------|---------|--------------------------------|
| | Total (number) | With payroll (number) | Total, all establishments (\$1,000) | Establishments with payroll (\$1,000) | Payroll, entire year (\$1,000) | | Total (number) | With payroll (number) | Total, all establishments (\$1,000) | Establishments with payroll (\$1,000) | | |
| MINNESOTA, TOTAL | 34 666 | 24 572 | 3 976 493 | 3 767 077 | 428 094 | GOOSHUE COUNTY | 458 | 330 | 39 130 | 36 362 | 3 607 | |
| AITKIN COUNTY | 168 | 92 | 10 176 | 8 544 | 758 | RED WING | 163 | 125 | 18 526 | 17 592 | 1 971 | |
| ANOKA COUNTY | 352 | 238 | 38 047 | 35 797 | 3 615 | REMAINDER OF COUNTY | 295 | 205 | 20 604 | 18 770 | 1 636 | |
| ANOKA | 130 | 100 | 18 153 | 17 605 | 1 912 | GRANT COUNTY | 133 | 97 | 10 761 | 10 111 | 759 | |
| BLAINE | 7 | 7 | 411 | (D) | 45 | HENNEPIN COUNTY | 6 966 | 4 976 | 1 193 332 | 1 150 692 | 154 790 | |
| COLUMBIA HEIGHTS | 38 | 36 | 6 515 | (D) | 680 | BLOOMINGTON | 173 | 121 | 21 567 | 20 765 | 2 140 | |
| COON RAPIDS | 28 | 16 | 1 984 | 1 812 | 152 | BROOKLYN CENTER | 40 | 26 | 6 594 | 6 356 | 701 | |
| FRIOLEY | 20 | 20 | 2 394 | 2 394 | 242 | BROOKLYN PARK | 10 | 4 | 838 | (C) | 43 | |
| REMAINDER OF COUNTY | 129 | 59 | 8 590 | 7 078 | 584 | CRYSTAL | 96 | 76 | 16 919 | 16 351 | 1 682 | |
| BECKER COUNTY | 289 | 179 | 24 295 | 21 863 | 2 073 | EDINA | 127 | 99 | 42 019 | 41 883 | 5 166 | |
| DETROIT LAKES | 131 | 105 | 16 205 | 15 625 | 1 498 | GOLDEN VALLEY | 68 | 54 | 12 659 | 12 337 | 1 589 | |
| REMAINDER OF COUNTY | 158 | 74 | 8 090 | 6 238 | 575 | HOPKINS | 136 | 106 | 36 368 | 35 602 | 3 897 | |
| BELTRAMI COUNTY | 258 | 186 | 23 232 | 21 880 | 2 297 | MINNEAPOLIS | 5 029 | 3 625 | 875 116 | 844 366 | 121 291 | |
| BEMIDJI | 155 | 131 | 18 469 | 17 881 | 1 982 | MINNETONKA | 26 | 24 | 5 468 | (C) | 478 | |
| REMAINDER OF COUNTY | 103 | 55 | 4 763 | 3 999 | 315 | PLYMOUTH | 15 | 7 | 565 | 519 | 31 | |
| BENTON COUNTY | 170 | 120 | 18 748 | 17 878 | 1 583 | RICHFIELD | 201 | 151 | 39 094 | 37 736 | 3 918 | |
| ST CLOUD (PART) ¹ | 48 | 38 | 8 226 | 8 058 | 736 | ROBBINSDALE | 89 | 59 | 11 689 | 11 819 | 1 315 | |
| SAUK RAPIDS | 41 | 33 | 4 732 | 4 552 | 459 | ST LOUIS PARK | 238 | 188 | 48 512 | 46 512 | 5 772 | |
| REMAINDER OF COUNTY | 81 | 49 | 5 790 | 5 268 | 388 | REMAINDER OF COUNTY | 720 | 436 | 71 845 | 66 453 | 6 654 | |
| BIG STONE COUNTY | 151 | 117 | 10 213 | 9 701 | 848 | HOUSTON COUNTY | 211 | 143 | 12 365 | 11 311 | 817 | |
| ORTONVILLE (PART) ² | 58 | 56 | 5 727 | (D) | 538 | HUBBARD COUNTY | 169 | 97 | 8 744 | 7 518 | 619 | |
| REMAINDER OF COUNTY | 93 | 61 | 4 486 | (D) | 310 | PARK RAPIDS | 86 | 70 | 6 263 | 5 957 | 524 | |
| BLUE EARTH COUNTY | 516 | 384 | 62 178 | 59 510 | 6 603 | REMAINDER OF COUNTY | 83 | 27 | 2 481 | 1 561 | 95 | |
| MANKATO | 286 | 246 | 48 912 | 48 048 | 5 560 | ISANTI COUNTY | 148 | 96 | 12 258 | 11 520 | 1 035 | |
| REMAINDER OF COUNTY | 230 | 138 | 13 266 | 11 462 | 1 043 | CAMBRIDGE | 57 | 45 | 7 732 | 7 584 | 709 | |
| BROWN COUNTY | 387 | 275 | 33 519 | 31 497 | 2 879 | REMAINDER OF COUNTY | 91 | 51 | 4 526 | 3 936 | 326 | |
| NEW ULM | 161 | 121 | 17 566 | 16 806 | 1 716 | ITASCA COUNTY | 415 | 283 | 35 180 | 32 500 | 3 251 | |
| SLEEPY EYE | 58 | 52 | 5 124 | 5 060 | 443 | GRAND RAPIDS | 138 | 112 | 20 677 | 20 055 | 2 129 | |
| SPRINGFIELD | 59 | 57 | 5 477 | (D) | 432 | REMAINDER OF COUNTY | 277 | 171 | 14 503 | 12 445 | 1 122 | |
| REMAINDER OF COUNTY | 109 | 45 | 5 352 | (D) | 288 | JACKSON COUNTY | 206 | 148 | 14 312 | 13 060 | 1 074 | |
| CARLTON COUNTY | 277 | 179 | 24 476 | 21 952 | 2 188 | JACKSON | 79 | 65 | 7 099 | 6 865 | 573 | |
| CLOQUET | 101 | 81 | 13 234 | 12 530 | 1 355 | REMAINDER OF COUNTY | 127 | 83 | 7 213 | 6 195 | 501 | |
| REMAINDER OF COUNTY | 176 | 98 | 11 242 | 9 422 | 833 | KANABEC COUNTY | 100 | 68 | 9 270 | 8 546 | 740 | |
| CARVER COUNTY | 268 | 184 | 20 065 | 18 487 | 1 434 | KANONWIHI COUNTY | 303 | 241 | 35 072 | 33 410 | 3 284 | |
| CASS COUNTY | 270 | 164 | 14 051 | 12 211 | 1 102 | WILLMAR | 153 | 131 | 22 701 | 22 043 | 2 304 | |
| CHIPPEWA COUNTY | 263 | 177 | 22 010 | 20 430 | 1 817 | REMAINDER OF COUNTY | 150 | 110 | 12 371 | 11 367 | 980 | |
| GRANITE FALLS (PART) ³ | 6 | 6 | 629 | 50 | 50 | KITTSOON COUNTY | 124 | 76 | 7 987 | 6 887 | 564 | |
| MONTEVIDEO | 134 | 104 | 13 514 | 13 040 | 1 315 | KOOCHICHIING COUNTY | 212 | 166 | 18 236 | 17 302 | 1 656 | |
| REMAINDER OF COUNTY | 123 | 67 | 7 867 | 6 761 | 452 | INTERNATIONAL FALLS | 102 | 94 | 13 316 | 13 164 | 1 351 | |
| CHISAGO COUNTY | 195 | 123 | 12 137 | 10 989 | 903 | REMAINDER OF COUNTY | 110 | 72 | 4 920 | 4 138 | 305 | |
| CLAY COUNTY | 329 | 251 | 40 388 | 38 676 | 4 169 | LAC QUI PARLE COUNTY | 168 | 116 | 11 043 | 9 919 | 852 | |
| MOORHEAD | 173 | 139 | 29 372 | 28 740 | 3 306 | ORTONVILLE (PART) ³ | - | - | - | - | - | |
| REMAINDER OF COUNTY | 156 | 112 | 11 016 | 9 936 | 863 | REMAINDER OF COUNTY | 168 | 116 | 11 043 | 9 919 | 852 | |
| CLEARWATER COUNTY | 112 | 74 | 6 893 | 6 261 | 506 | LAKE COUNTY | 120 | 94 | 11 309 | 10 883 | 1 056 | |
| COOK COUNTY | 55 | 43 | 3 741 | 3 489 | 287 | TWO HARBORS | 57 | 53 | 7 287 | 7 227 | 743 | |
| COTTONWOOD COUNTY | 229 | 157 | 20 233 | 18 669 | 1 564 | REMAINDER OF COUNTY | 63 | 41 | 4 022 | 3 656 | 313 | |
| WINOOM | 80 | 68 | 9 841 | 9 667 | 883 | LAKE OF THE WOODS COUNTY | 66 | 46 | 4 063 | 3 657 | 283 | |
| REMAINDER OF COUNTY | 149 | 89 | 10 392 | 9 002 | 681 | LE SUEUR COUNTY | 239 | 189 | 20 063 | 19 041 | 1 584 | |
| CROW WING COUNTY | 465 | 303 | 36 179 | 33 365 | 3 562 | LE SUEUR | 53 | 49 | 4 998 | 4 928 | 361 | |
| BRAINERD | 211 | 169 | 24 461 | 24 035 | 2 569 | REMAINDER OF COUNTY | 186 | 140 | 15 065 | 14 113 | 1 223 | |
| CROSBY | 43 | 33 | 3 278 | 3 034 | 301 | LINCOLN COUNTY | 143 | 97 | 9 032 | 8 204 | 517 | |
| REMAINDER OF COUNTY | 211 | 101 | 8 440 | 6 296 | 692 | LYON COUNTY | 364 | 260 | 33 286 | 31 368 | 2 606 | |
| OAKOTA COUNTY | 552 | 376 | 68 174 | 64 070 | 5 855 | MARSHALL | 104 | 94 | 14 514 | 14 376 | 1 432 | |
| HASTINGS (PART) ⁴ | 92 | 74 | 11 008 | 10 560 | 989 | TRACY | 64 | 60 | 7 527 | 7 325 | 559 | |
| MENOTA HEIGHTS | 4 | 4 | 412 | 412 | 55 | REMAINDER OF COUNTY | 196 | 106 | 11 245 | 9 667 | 815 | |
| SOUTH ST PAUL | 170 | 116 | 27 635 | 26 533 | 2 266 | MCLEOD COUNTY | 376 | 274 | 33 601 | 31 427 | 2 948 | |
| WEST ST PAUL | 61 | 53 | 10 175 | 10 051 | 935 | GLENCOE | 74 | 60 | 8 133 | 7 855 | 766 | |
| REMAINDER OF COUNTY | 225 | 129 | 18 944 | 16 514 | 1 610 | HUTCHINSON | 126 | 102 | 13 154 | 12 350 | 1 166 | |
| OOOGUE COUNTY | 159 | 115 | 14 710 | 13 956 | 1 102 | REMAINDER OF COUNTY | 176 | 112 | 12 314 | 11 222 | 1 016 | |
| OOGLAS COUNTY | 309 | 231 | 27 447 | 25 639 | 2 425 | MAHOMEN COUNTY | 74 | 42 | 4 989 | 4 083 | 276 | |
| ALEXANDRIA | 140 | 118 | 18 136 | 17 468 | 1 782 | MARSHALL COUNTY | 193 | 117 | 12 524 | 10 730 | 918 | |
| REMAINDER OF COUNTY | 169 | 113 | 9 311 | 8 171 | 643 | MARTIN COUNTY | 372 | 282 | 37 554 | 35 788 | 3 554 | |
| FARIBAUT COUNTY | 392 | 286 | 32 841 | 30 657 | 2 341 | FAIRMONT | 168 | 138 | 23 143 | 22 677 | 2 450 | |
| BLUE EARTH | 91 | 81 | 9 581 | 9 151 | 790 | REMAINDER OF COUNTY | 204 | 144 | 14 411 | 13 111 | 1 104 | |
| REMAINDER OF COUNTY | 301 | 205 | 23 260 | 21 506 | 1 551 | MEEKER COUNTY | 251 | 181 | 20 184 | 18 708 | 1 562 | |
| FILLMORE COUNTY | 406 | 288 | 29 698 | 26 898 | 2 150 | LITCHFIELD | 82 | 72 | 8 521 | 8 213 | 726 | |
| FREEBORN COUNTY | 427 | 289 | 45 191 | 42 609 | 4 158 | REMAINDER OF COUNTY | 169 | 109 | 11 663 | 10 495 | 836 | |
| ALBERT LEA | 252 | 190 | 31 593 | 30 167 | 3 323 | MILLE LACS COUNTY | 207 | 143 | 17 643 | 15 991 | 1 499 | |
| REMAINDER OF COUNTY | 175 | 99 | 13 598 | 12 442 | 835 | | | | | | | |

Standard Notes: - Represents zero. (D) Withheld to avoid disclosure. (NA) Not available. (X) Not applicable. †Revised.

¹St. Cloud is in Benton, Sherburne, and Stearns Counties.²Ortonville is in Big Stone and Lac Qui Parle Counties.³Granite Falls is in Chippewa and Yellow Medicine Counties.⁴Hastings is in Dakota and Washington Counties.

TABLE 9. Counties; Cities of 2,500 Inhabitants or More: 1958—Continued

| County and city | Establishments | | Sales | | Payroll, entire year (\$1,000) | County and city | Establishments | | Sales | | Payroll, entire year (\$1,000) | |
|-------------------------------|-------------------|-----------------------------|--|--|---|----------------------------------|-------------------|-----------------------------|--|--|---|-------|
| | Total (number) | With payroll (number) | Total, all establish- ments (\$1,000) | Establish- ments with payroll (\$1,000) | | | Total (number) | With payroll (number) | Total, all establish- ments (\$1,000) | Establish- ments with payroll (\$1,000) | | |
| MORRISON COUNTY | 357 | 209 | 23 535 | 20 741 | 1 881 | ST LOUIS COUNTY—CON. | | | | | | |
| LITTLE FALLS | 126 | 98 | 13 775 | 13 205 | 1 290 | OULUTH | 1 075 | 795 | 149 973 | 144 167 | 18 665 | |
| REMAINDER OF COUNTY | 231 | 111 | 9 760 | 7 536 | 591 | ELY | | 94 | 8 211 | 7 595 | 674 | |
| MOWER COUNTY | 490 | 350 | 58 956 | 55 400 | 5 609 | EVELETH | | 76 | 7 544 | 7 084 | 705 | |
| AUSTIN | 275 | 213 | 39 914 | 38 794 | 4 267 | HIBBING | | 194 | 27 622 | 26 490 | 3 132 | |
| REMAINDER OF COUNTY | 215 | 137 | 19 042 | 16 606 | 1 342 | PROCTOR | | 35 | 2 793 | 2 563 | 217 | |
| MURRAY COUNTY | 189 | 129 | 15 283 | 13 899 | 1 013 | VIRGINIA | | 211 | 26 586 | 25 450 | 2 970 | |
| NICOLLET COUNTY | 191 | 139 | 13 701 | 12 601 | 1 241 | REMAINOER OF COUNTY | | 538 | 32 011 | 27 073 | 2 445 | |
| NORTH MANKATO | 37 | 23 | 2 400 | 2 102 | 228 | SCOTT COUNTY | | 260 | 21 486 | 19 816 | 1 597 | |
| ST PETER | 95 | 75 | 7 820 | 7 414 | 780 | SHAKOPEE | | 59 | 8 948 | 8 704 | 661 | |
| REMAINDER OF COUNTY | 59 | 41 | 3 481 | 3 085 | 233 | REMAINOER OF COUNTY | | 201 | 12 538 | 11 112 | 936 | |
| NOBLES COUNTY | 300 | 226 | 28 461 | 27 043 | 2 408 | SHERBURNE COUNTY | | 122 | 8 979 | 8 091 | 670 | |
| WORTHINGTON | 127 | 111 | 17 232 | 16 920 | 1 748 | ST CLOUD (PART)¹ | | 2 | (D) | (D) | (D) | |
| REMAINDER OF COUNTY | 173 | 115 | 11 229 | 10 123 | 660 | REMAINOER OF COUNTY | | 120 | 78 | (D) | (D) | |
| NORMAN COUNTY | 163 | 119 | 11 674 | 10 790 | 829 | SIBLEY COUNTY | | 214 | 14 671 | 13 415 | 1 252 | |
| OLMSTED COUNTY | ⁱ 545 | ⁱ 429 | ⁱ 91 477 | ⁱ 89 059 | ⁱ 10 829 | STEARNS COUNTY | | 805 | 581 | 83 941 | 78 345 | 8 101 |
| ROCHESTER | ⁱ 412 | ⁱ 338 | ⁱ 79 683 | ⁱ 78 211 | ⁱ 9 779 | ST CLOUD (PART)¹ | | 276 | 216 | 45 805 | 44 289 | 5 252 |
| REMAINDER OF COUNTY | ⁱ 133 | ⁱ 91 | 11 794 | 10 848 | ⁱ 1 050 | SAUK CENTRE | | 58 | 54 | 6 466 | 6 392 | 558 |
| OTTER TAIL COUNTY | 564 | 404 | 45 297 | 42 105 | 3 929 | REMAINOER OF COUNTY | | 471 | 311 | 31 670 | 27 664 | 2 291 |
| FERGUS FALLS | 192 | 154 | 21 931 | 21 105 | 2 269 | STEELE COUNTY | | 297 | 209 | 31 282 | 29 714 | 2 801 |
| REMAINOER OF COUNTY | 372 | 250 | 23 366 | 21 000 | 1 660 | OWATONNA | | 152 | 126 | 21 122 | 20 476 | 2 051 |
| PENNINGTON COUNTY | 151 | 111 | 14 840 | 14 148 | 1 496 | REMAINOER OF COUNTY | | 135 | 83 | 10 160 | 9 238 | 750 |
| THIEF RIVER FALLS | 112 | 96 | 13 727 | 13 443 | 1 420 | STEVENS COUNTY | | 143 | 117 | 13 685 | 13 017 | 1 190 |
| REMAINOER OF COUNTY | 39 | 15 | 1 113 | 705 | 76 | MORRIS | | 71 | 71 | 10 129 | 10 129 | 932 |
| PINE COUNTY | 238 | 152 | 14 432 | 12 822 | 1 100 | REMAINOER OF COUNTY | | 72 | 46 | 3 556 | 2 888 | 258 |
| PIPESTONE COUNTY | 236 | 164 | 18 272 | 17 054 | 1 555 | SWIFT COUNTY | | 217 | 161 | 18 328 | 17 362 | 1 469 |
| PIPESTONE | 99 | 85 | 10 473 | 10 243 | 1 046 | BENSON | | 76 | 60 | 7 995 | 7 697 | 632 |
| REMAINOER OF COUNTY | 137 | 79 | 7 799 | 6 811 | 509 | REMAINOER OF COUNTY | | 141 | 101 | 10 353 | 9 665 | 837 |
| POLK COUNTY | 455 | 319 | 38 840 | 36 168 | 3 476 | TODD COUNTY | | 274 | 182 | 18 148 | 16 294 | 1 421 |
| CROOKSTON | 128 | 102 | 15 868 | 15 362 | 1 554 | STAPLES | | 61 | 45 | 4 831 | 4 483 | 368 |
| EAST GRAND FORKS | 74 | 62 | 9 288 | 9 042 | 938 | REMAINOER OF COUNTY | | 213 | 137 | 13 317 | 11 811 | 1 053 |
| REMAINOER OF COUNTY | 253 | 155 | 13 684 | 11 764 | 984 | TRAVERSE COUNTY | | 118 | 78 | 9 255 | 8 345 | 625 |
| POPE COUNTY | 137 | 95 | 9 775 | 8 993 | 633 | WABASHA COUNTY | | 258 | 188 | 19 306 | 17 998 | 1 416 |
| GLENWOOD | 43 | 43 | 4 468 | 4 460 | 370 | LAKE CITY | | 65 | 63 | 6 444 | (D) | 533 |
| REMAINOER OF COUNTY | 94 | 52 | 5 307 | 4 533 | 263 | REMAINOER OF COUNTY | | 193 | 125 | 12 862 | (D) | 883 |
| RAMSEY COUNTY | 3 171 | 2 321 | 536 355 | 518 571 | 68 589 | WADENA COUNTY | | 201 | 137 | 21 672 | 20 820 | 1 904 |
| FALCON HEIGHTS | 13 | 13 | 3 047 | 3 047 | 306 | WADENA | | 100 | 76 | 15 834 | 15 578 | 1 511 |
| NORTH ST PAUL | 35 | 25 | 4 444 | 4 120 | 507 | REMAINOER OF COUNTY | | 101 | 61 | 5 838 | 5 242 | 393 |
| ROSEVILLE | 43 | 43 | 7 094 | 7 094 | 602 | WASECA COUNTY | | 194 | 142 | 16 557 | 15 379 | 1 353 |
| ST PAUL | 2 812 | 2 054 | 497 735 | 481 865 | 64 857 | WASECA | | 89 | 69 | 10 112 | 9 592 | 877 |
| WHITE BEAR LAKE | 82 | 64 | 8 415 | 8 003 | 762 | REMAINOER OF COUNTY | | 105 | 73 | 6 445 | 5 787 | 476 |
| REMAINOER OF COUNTY | 186 | 122 | 15 620 | 14 442 | 1 555 | WASHINGTON COUNTY | | 391 | 277 | 35 357 | 33 113 | 3 572 |
| REO LAKE COUNTY | 68 | 44 | 4 458 | 3 742 | 338 | BAYPORT | | 15 | 15 | 1 124 | 1 124 | 117 |
| REDWOOD COUNTY | 318 | 224 | 27 767 | 25 875 | 2 141 | HASTINGS (PART)⁴ | | - | - | - | - | - |
| REDWOOD FALLS | 82 | 72 | 13 105 | 12 977 | 1 223 | STILLWATER | | 117 | 97 | 16 990 | 16 686 | 1 913 |
| REMAINOER OF COUNTY | 236 | 152 | 14 662 | 12 898 | 918 | REMAINOER OF COUNTY | | 259 | 165 | 17 243 | 15 303 | 1 542 |
| RENVILLE COUNTY | 312 | 226 | 23 287 | 21 427 | 1 739 | WATONWAN COUNTY | | 200 | 160 | 17 348 | 16 342 | 1 377 |
| RICE COUNTY | 359 | 271 | 34 640 | 33 014 | 3 487 | ST JAMES | | 76 | 72 | 8 684 | 8 602 | 742 |
| FARIBAULT | 177 | 141 | 20 795 | 20 159 | 2 250 | REMAINOER OF COUNTY | | 124 | 88 | 8 664 | 7 740 | 635 |
| NORTHFIELD | 89 | 79 | 9 286 | 9 158 | 920 | WILKIN COUNTY | | 132 | 88 | 9 914 | 9 146 | 804 |
| REMAINOER OF COUNTY | 93 | 51 | 4 559 | 3 697 | 317 | BRECKENRIDGE | | 61 | 51 | 5 961 | 5 749 | 583 |
| ROCK COUNTY | 150 | 104 | 13 667 | 12 571 | 1 024 | REMAINOER OF COUNTY | | 71 | 37 | 3 953 | 3 397 | 221 |
| LUVERNE | 73 | 67 | 9 807 | 9 709 | 850 | WINONA COUNTY | | 460 | 312 | 45 357 | 42 303 | 4 534 |
| REMAINOER OF COUNTY | 77 | 37 | 3 860 | 2 862 | 174 | WINONA | | 314 | 228 | 35 595 | 33 701 | 3 697 |
| ROSEAU COUNTY | 144 | 110 | 12 439 | 11 725 | 1 031 | REMAINOER OF COUNTY | | 146 | 84 | 9 762 | 8 602 | 837 |
| ST LOUIS COUNTY | 2 303 | 1 623 | 261 702 | 247 130 | 29 476 | WRIGHT COUNTY | | 397 | 269 | 28 103 | 25 371 | 2 117 |
| CHISHOLM | 80 | 70 | 6 962 | 6 708 | 668 | YELLOW MEDICINE COUNTY | | 219 | 161 | 15 189 | 13 715 | 1 118 |
| | | | | | | GRANITE FALLS (PART)³ | | 54 | 46 | 4 160 | 4 064 | 326 |
| | | | | | | REMAINOER OF COUNTY | | 165 | 115 | 11 029 | 9 651 | 792 |

Standard Notes: — Represents zero. (D) Withheld to avoid disclosure. (NA) Not available. (X) Not applicable. ¹ Revised.
 ¹ St. Cloud is in Benton, Sherburne, and Stearns Counties.
 ² Granite Falls is in Chippewa and Yellow Medicine Counties.
 ³ Hastings is in Dakota and Washington Counties.

TABLE 10. Standard Metropolitan Statistical Areas: 1958

[Data are based on 1964 SMSA definitions]

| SIC code | Kind of business | Establishments | | Sales | | Establishments | | Sales | |
|-----------|---|-----------------------------------|-----------------------------|--|--|-------------------------------------|-----------------------------|--|--|
| | | Total (number) | With payroll (number) | Total, all establish- ments (\$1,000) | Establish- ments with payroll (\$1,000) | Total (number) | With payroll (number) | Total, all establish- ments (\$1,000) | Establish- ments with payroll (\$1,000) |
| | | DULUTH-SUPERIOR, MINN.-WIS., SMSA | | | | FARGO-MOORHEAD, N. DAK.-MINN., SMSA | | | |
| | RETAIL TRADE, TOTAL | 2 938 | 2 022 | 311 870 | 292 934 | 1 067 | 795 | 150 057 | 144 647 |
| 52 | LUMBER, BLDG MATLS, HOME, FARM EQUIP. DEALERS | 177 | 139 | 18 869 | 18 251 | 118 | 98 | 24 772 | 24 306 |
| 53 PART* | GENERAL MERCHANDISE GROUP STORES* | 165 | 95 | 37 462 | 35 912 | 44 | 24 | 12 703 | 12 261 |
| 54 | FOOD STORES | 562 | 350 | 81 260 | 75 958 | 163 | 107 | 24 838 | 23 488 |
| 55 EX.554 | AUTOMOTIVE DEALERS | 138 | 122 | 47 775 | 47 301 | 52 | 46 | 29 550 | 29 414 |
| 55PT(554) | GASOLINE SERVICE STATIONS | 350 | 246 | 24 551 | 21 393 | 118 | 96 | 10 465 | 9 757 |
| 56 | APPAREL, ACCESSORY STORES | 201 | 167 | 21 314 | 20 596 | 65 | 55 | 10 058 | 9 650 |
| 57 | FURNITURE, HOME FURNISHINGS, EQUIPMENT STORES | 154 | 118 | 12 938 | 12 348 | 69 | 55 | 8 603 | 8 507 |
| 58 | EATING, DRINKING PLACES | 659 | 453 | 23 845 | 20 827 | 222 | 172 | 11 041 | 10 103 |
| 59PT(591) | DRUG STORES, PROPRIETARY STORES | 70 | 66 | 10 993 | 10 889 | 27 | 27 | 4 167 | 4 167 |
| 59 EX.591 | OTHER RETAIL STORES | 379 | 245 | 22 476 | 19 824 | 138 | 104 | 11 266 | (D) |
| 53 PART* | NONSTORE RETAILERS* | 83 | 21 | 10 387 | 9 635 | 51 | 11 | 2 594 | (D) |
| | | MINNEAPOLIS-ST. PAUL SMSA | | | | | | | |
| | RETAIL TRADE, TOTAL | 11 432 | 8 192 | 1 871 245 | 1 802 245 | | | | |
| 52 | LUMBER, BLDG MATLS, HOME, FARM EQUIP. DEALERS | 751 | 541 | 127 556 | 122 912 | | | | |
| 53 PART* | GENERAL MERCHANDISE GROUP STORES* | 312 | 242 | 260 565 | 258 935 | | | | |
| 54 | FOOD STORES | 2 161 | 1 449 | 407 092 | 385 612 | | | | |
| 55 EX.554 | AUTOMOTIVE DEALERS | 431 | 329 | 279 707 | 277 071 | | | | |
| 55PT(554) | GASOLINE SERVICE STATIONS | 1 494 | 1 202 | 118 071 | 109 433 | | | | |
| 56 | APPAREL, ACCESSORY STORES | 705 | 589 | 103 961 | 101 425 | | | | |
| 57 | FURNITURE, HOME FURNISHINGS, EQUIPMENT STORES | 713 | 523 | 93 629 | 89 559 | | | | |
| 58 | EATING, DRINKING PLACES | 2 366 | 1 880 | 142 091 | 134 433 | | | | |
| 59PT(591) | DRUG STORES, PROPRIETARY STORES | 381 | 365 | 70 015 | 69 643 | | | | |
| 59 EX.591 | OTHER RETAIL STORES | 1 541 | 951 | 126 723 | 116 709 | | | | |
| 53 PART* | NONSTORE RETAILERS* | 577 | 121 | 141 855 | 136 503 | | | | |

Standard Notes: - Represents zero. (D) Withheld to avoid disclosure. (NA) Not available. (X) Not applicable.
 *Nonstore retailers, part of SIC major group 53, are shown separately in this table.

TABLE 11. Counties with 500 Establishments or More: 1958

| SIC code | Kind of business | Establishments | | Sales | | Establishments | | Sales | |
|-------------------|---|-------------------|--------------------------|--|--|-------------------|--------------------------|--|--|
| | | Total (number) | With payroll (number) | Total, all establishments (\$1,000) | Establishments with payroll (\$1,000) | Total (number) | With payroll (number) | Total, all establishments (\$1,000) | Establishments with payroll (\$1,000) |
| BLUE EARTH COUNTY | | | | | | | | | |
| | RETAIL TRADE, TOTAL | 516 | 384 | 62 178 | 59 510 | 552 | 376 | 68 174 | 64 070 |
| 52 | LUMBER, BLDG MATLS, HOWE, FARM EQUIP. DEALERS | 80 | 66 | 10 281 | 9 047 | 59 | 53 | 9 583 | 9 431 |
| 53 PART* | GENERAL MERCHANDISE GROUP STORES* | 20 | 18 | 6 911 | (d) | 29 | 15 | 2 547 | 2 097 |
| 54 | FOOD STORES | 64 | 42 | 13 587 | 13 005 | 87 | 49 | 16 465 | 15 279 |
| 55 EX.S54 | AUTOMOTIVE DEALERS. | 27 | 23 | 8 424 | 8 212 | 21 | 19 | 13 862 | (d) |
| 55PT(S54) | GASOLINE SERVICE STATIONS | 55 | 39 | 3 321 | 2 901 | 74 | 54 | 5 392 | 4 762 |
| 56 | APPAREL, ACCESSORY STORES | 33 | 31 | 4 252 | (d) | 26 | 22 | 1 542 | 1 414 |
| 57 | FURNITURE, HOME FURNISHINGS, EQUIPMENT STORES | 22 | 22 | 3 535 | 3 535 | 29 | 23 | 2 809 | 2 677 |
| 58 | EATING, DRINKING PLACES | 104 | 80 | 4 141 | 3 863 | 116 | 84 | 4 841 | 4 355 |
| 59PT(S91) | DRUG STORES, PROPRIETARY STORES | 15 | 13 | 1 572 | (d) | 15 | 13 | 1 658 | (d) |
| 59 EX.S91 | OTHER RETAIL STORES | 74 | 48 | 5 906 | 5 390 | 41 | 41 | 8 625 | 7 969 |
| 53 PART* | NONSTORE RETAILERS* | 22 | 2 | 248 | (d) | 23 | 3 | 850 | (d) |
| HENNEPIN COUNTY | | | | | | | | | |
| | RETAIL TRADE, TOTAL | 6 966 | 4 976 | 1 193 332 | 1 150 692 | 7 545 | 7 429 | 7 91 477 | 7 89 059 |
| 52 | LUMBER, BLDG MATLS, HOWE, FARM EQUIP. DEALERS | 451 | 303 | 87 490 | 84 212 | 46 | 38 | 10 360 | 10 246 |
| 53 PART* | GENERAL MERCHANDISE GROUP STORES* | 181 | 147 | 183 196 | 182 556 | 16 | 12 | 10 302 | (d) |
| 54 | FOOD STORES | 1 315 | 869 | 245 551 | 232 261 | 77 | 45 | 16 804 | 15 840 |
| 55 EX.S54 | AUTOMOTIVE DEALERS. | 271 | 203 | 176 636 | 174 546 | 24 | 24 | 15 982 | 15 982 |
| 55PT(S54) | GASOLINE SERVICE STATIONS | 884 | 730 | 72 748 | 68 060 | 72 | 58 | 5 866 | 5 694 |
| 56 | APPAREL, ACCESSORY STORES | 476 | 388 | 73 663 | 71 683 | 39 | 33 | 6 668 | 6 646 |
| 57 | FURNITURE, HOME FURNISHINGS, EQUIPMENT STORES | 454 | 330 | 61 779 | 59 175 | 37 | 31 | 3 843 | 3 685 |
| 58 | EATING, DRINKING PLACES | 1 366 | 1 114 | 87 712 | 83 460 | 118 | 104 | 6 725 | 6 453 |
| 59PT(S91) | DRUG STORES, PROPRIETARY STORES | 241 | 235 | 45 365 | 45 225 | 10 | 10 | 4 332 | 4 332 |
| 59 EX.S91 | OTHER RETAIL STORES | 946 | 582 | 79 164 | 73 166 | 90 | 72 | 10 087 | 9 677 |
| 53 PART* | NONSTORE RETAILERS* | 381 | 75 | 80 028 | 76 348 | 16 | 2 | 508 | (d) |
| OTTER TAIL COUNTY | | | | | | | | | |
| | RETAIL TRADE, TOTAL | 564 | 404 | 45 297 | 42 105 | 3 171 | 2 321 | 536 355 | 518 571 |
| 52 | LUMBER, BLDG MATLS, HOWE, FARM EQUIP. DEALERS | 91 | 69 | 7 107 | 6 699 | 157 | 125 | 21 278 | 20 630 |
| 53 PART* | GENERAL MERCHANDISE GROUP STORES* | 34 | 22 | 2 726 | 2 538 | 71 | 57 | 71 492 | 71 298 |
| 54 | FOOD STORES | 90 | 60 | 8 780 | 7 852 | 633 | 447 | 122 899 | 116 997 |
| 55 EX.S54 | AUTOMOTIVE DEALERS. | 31 | 29 | 6 929 | (d) | 107 | 79 | 78 824 | 78 346 |
| 55PT(S54) | GASOLINE SERVICE STATIONS | 63 | 41 | 3 957 | 3 423 | 423 | 325 | 30 651 | 27 851 |
| 56 | APPAREL, ACCESSORY STORES | 29 | 27 | 3 460 | (d) | 181 | 157 | 26 972 | 26 554 |
| 57 | FURNITURE, HOME FURNISHINGS, EQUIPMENT STORES | 25 | 19 | 1 836 | 1 704 | 199 | 145 | 26 751 | 25 487 |
| 58 | EATING, DRINKING PLACES | 108 | 74 | 3 285 | 2 841 | 702 | 558 | 42 678 | 40 612 |
| 59PT(S91) | DRUG STORES, PROPRIETARY STORES | 15 | 13 | 1 396 | (d) | 109 | 101 | 20 538 | 20 348 |
| 59 EX.S91 | OTHER RETAIL STORES | 62 | 46 | 5 319 | 4 889 | 441 | 285 | 33 684 | 30 960 |
| 53 PART* | NONSTORE RETAILERS* | 16 | 4 | 502 | 442 | 148 | 42 | 60 588 | 59 488 |
| ST. LOUIS COUNTY | | | | | | | | | |
| | RETAIL TRADE, TOTAL | 2 303 | 1 623 | 261 702 | 247 130 | 805 | 581 | 83 941 | 78 345 |
| 52 | LUMBER, BLDG MATLS, HOWE, FARM EQUIP. DEALERS | 137 | 111 | 15 429 | 14 993 | 103 | 85 | 13 110 | 12 606 |
| 53 PART* | GENERAL MERCHANDISE GROUP STORES* | 138 | 84 | 33 235 | 32 063 | 46 | 26 | 9 169 | 8 601 |
| 54 | FOOD STORES | 439 | 285 | 66 815 | 62 857 | 119 | 95 | 16 703 | 15 725 |
| 55 EX.S54 | AUTOMOTIVE DEALERS. | 116 | 102 | 39 750 | (d) | 56 | 42 | 13 126 | 12 772 |
| 55PT(S54) | GASOLINE SERVICE STATIONS | 283 | 201 | 20 698 | 18 186 | 92 | 58 | 6 702 | 5 564 |
| 56 | APPAREL, ACCESSORY STORES | 169 | 137 | 18 412 | (d) | 46 | 36 | 4 524 | 4 298 |
| 57 | FURNITURE, HOME FURNISHINGS, EQUIPMENT STORES | 135 | 103 | 11 120 | 10 556 | 34 | 24 | 2 556 | (d) |
| 58 | EATING, DRINKING PLACES | 449 | 329 | 17 680 | 15 896 | 161 | 121 | 6 155 | 5 375 |
| 59PT(S91) | DRUG STORES, PROPRIETARY STORES | 55 | 51 | 9 280 | 9 176 | 17 | 15 | 2 832 | (d) |
| 59 EX.S91 | OTHER RETAIL STORES | 310 | 200 | 18 999 | (d) | 112 | 76 | 8 368 | 7 888 |
| 53 PART* | NONSTORE RETAILERS* | 72 | 20 | 10 284 | (d) | 19 | 3 | 696 | 364 |
| STERNS COUNTY | | | | | | | | | |

Standard Notes: — Represents zero. (D) Withheld to avoid disclosure. (NA) Not available. (X) Not applicable. † Revised.
 *Nonstore retailers, part of SIC major group 53, are shown separately in this table.

TABLE 12. Cities with 500 Establishments or More: 1958

| SIC code | Kind of business | Establishments | | Sales | | Establishments | | Sales | |
|-----------|---|-------------------|--------------------------|--|--|-------------------|--------------------------|--|--|
| | | Total (number) | With payroll (number) | Total, all establishments (\$1,000) | Establishments with payroll (\$1,000) | Total (number) | With payroll (number) | Total, all establishments (\$1,000) | Establishments with payroll (\$1,000) |
| | | DULUTH | | | | MINNEAPOLIS | | | |
| | RETAIL TRADE: TOTAL | 1 075 | 795 | 149 973 | 144 167 | 5 590 | 3 910 | 942 774 | 906 568 |
| 52 | LUMBER, BLDG MATLS, HDWE, FARM EQUIP. DEALERS | 55 | 41 | 5 094 | 4 832 | 302 | 190 | 60 754 | 58 286 |
| 53 PART* | GENERAL MERCHANDISE GROUP STORES* | 39 | 29 | 21 171 | (D) | 133 | 103 | 161 322 | 160 698 |
| 54 | FOOD STORES | 215 | 135 | 34 330 | 32 368 | 1 107 | 705 | 166 604 | 154 426 |
| 55 EX.554 | AUTOMOTIVE DEALERS. | 43 | 39 | 21 242 | 21 120 | 218 | 160 | 143 216 | 141 542 |
| 55PT(554) | GASOLINE SERVICE STATIONS | 142 | 110 | 11 111 | 10 011 | 684 | 554 | 54 572 | 50 454 |
| 56 | APPAREL, ACCESSORY STORES | 97 | 79 | 12 616 | 12 280 | 378 | 304 | 56 416 | 55 098 |
| 57 | FURNITURE, HOME FURNISHINGS, EQUIPMENT STORES | 65 | 53 | 7 366 | 7 230 | 350 | 252 | 52 484 | 50 528 |
| 58 | EATING, DRINKING PLACES | 197 | 157 | 9 712 | 9 120 | 1 130 | 924 | 72 341 | 68 925 |
| 59PT(591) | DRUG STORES, PROPRIETARY STORES | 26 | 24 | 5 781 | (D) | 192 | 186 | 33 158 | 33 018 |
| 59 EX.591 | OTHER RETAIL STORES | 152 | 114 | 12 161 | 11 447 | 786 | 468 | 64 678 | 59 388 |
| 53 PART* | NONSTORE RETAILERS* | 44 | 14 | 9 389 | 8 949 | 310 | 64 | 77 229 | 74 205 |
| | | ST. PAUL | | | | | | | |
| | RETAIL TRADE: TOTAL | 2 812 | 2 054 | 497 735 | 481 865 | | | | |
| 52 | LUMBER, BLDG MATLS, HDWE, FARM EQUIP. DEALERS | 124 | 96 | 16 600 | 16 056 | | | | |
| 53 PART* | GENERAL MERCHANDISE GROUP STORES* | 59 | 49 | 70 904 | 70 736 | | | | |
| 54 | FOOD STORES | 570 | 398 | 106 779 | 101 357 | | | | |
| 55 EX.554 | AUTOMOTIVE DEALERS. | 95 | 71 | 76 315 | 75 873 | | | | |
| 55PT(554) | GASOLINE SERVICE STATIONS | 356 | 270 | 26 000 | 23 552 | | | | |
| 56 | APPAREL, ACCESSORY STORES | 169 | 145 | 26 078 | 25 660 | | | | |
| 57 | FURNITURE, HOME FURNISHINGS, EQUIPMENT STORES | 179 | 129 | 25 006 | 23 816 | | | | |
| 58 | EATING, DRINKING PLACES | 619 | 497 | 39 546 | 37 752 | | | | |
| 59PT(591) | DRUG STORES, PROPRIETARY STORES | 100 | 94 | 19 053 | 18 921 | | | | |
| 59 EX.591 | OTHER RETAIL STORES | 406 | 264 | 31 146 | 28 658 | | | | |
| 53 PART* | NONSTORE RETAILERS* | 135 | 41 | 60 308 | 59 484 | | | | |

Standard Notes: - Represents zero. (D) Withheld to avoid disclosure. (NA) Not available. (X) Not applicable.
*Nonstore retailers, part of SIC major group 53, are shown separately in this table.

Mississippi

CONTENTS

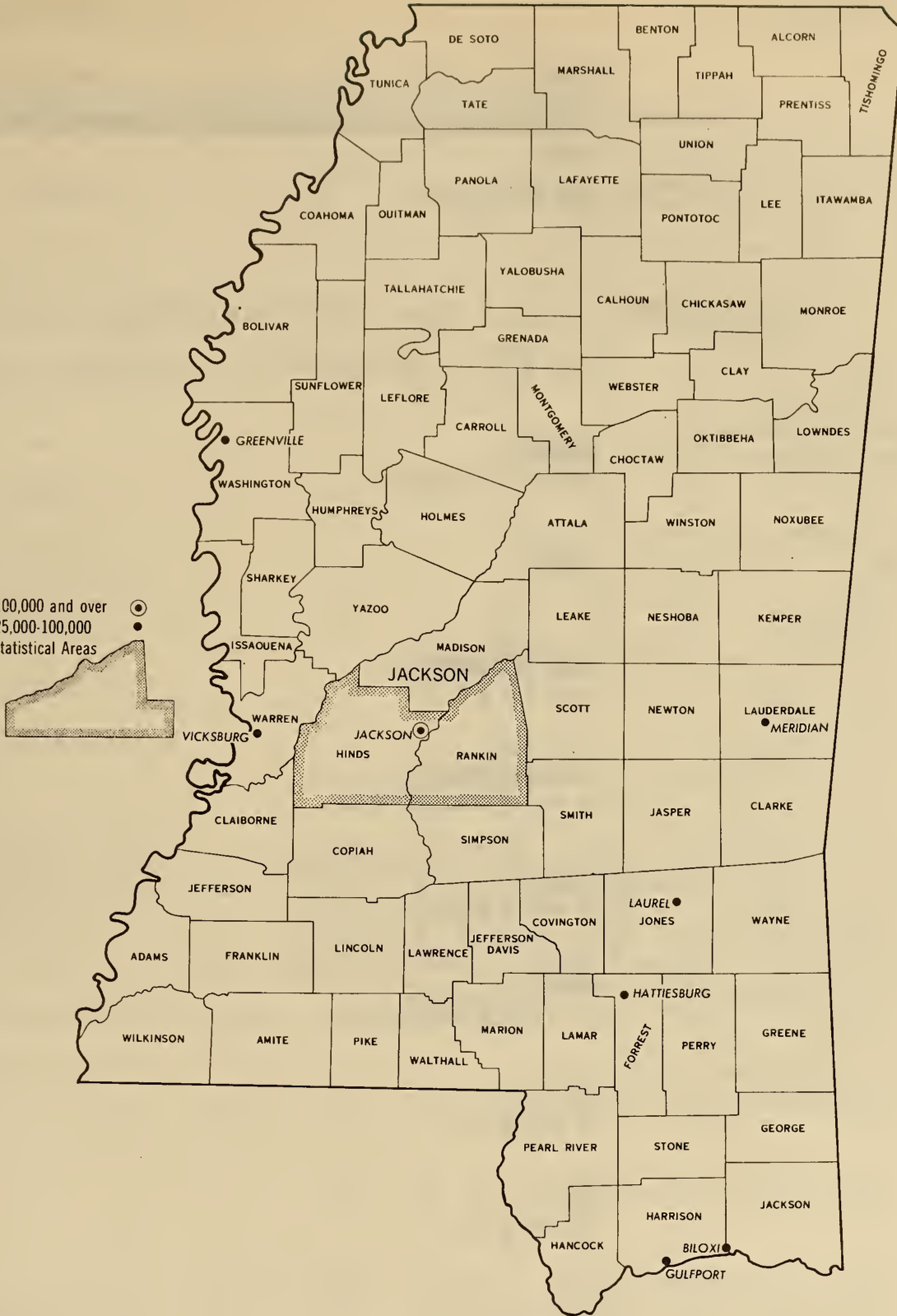
[Page numbers listed here omit the State prefix, 26-, which appears as part of number for each page.]

| | page |
|--|-----------|
| State Map | 3 |
| Chart on Retail Sales: 1958 and 1963 | 4 |
| TABLE 1 The State: 1963 and 1958 | 5 |
| 2 The State: 1963 | 6 |
| 3 Counties; Cities of 2,500 Inhabitants or More: 1963 | 8 |
| 4 Standard Metropolitan Statistical Areas: 1963 | 14 |
| 5 Counties With 500 Establishments or More: 1963 | 16 |
| 6 Cities With 500 Establishments or More: 1963 | 24 |
| 7 In-Plant Food Contractors: 1963 | 26 |
| 8 Commissaries, Exchanges, and Eating and Drinking Places Operated for Military Personnel by the U.S. Department of Defense: 1963 | 26 |
| 9 Counties; Cities of 2,500 Inhabitants or More: 1958 | 27 |
| 10 Standard Metropolitan Statistical Areas: 1958 | 28 |
| 11 Counties With 500 Establishments or More: 1958 | 29 |
| 12 Cities With 500 Establishments or More: 1958 | 29 |



MISSISSIPPI

Incorporated places of 100,000 and over
 Incorporated places of 25,000-100,000
 Standard Metropolitan Statistical Areas



1958 \$1,481,766,000
State total
 1963 \$1,914,221,000

EACH SYMBOL = 5% CHANGE

MISSISSIPPI Retail Trade: 1958 and 1963 SALES IN MILLIONS OF DOLLARS

Lumber, Bldg. Materials, Farm Equip., Hardware Dealers
 1958: 129
 1963: 179
 38%

General Merchandise Group Stores
 1958: 172
 1963: 173
 1%

Food Stores
 1958: 358
 1963: 462
 29%

Automotive Dealers
 1958: 279
 1963: 403
 45%

Gasoline Service Stations
 1958: 129
 1963: 166
 29%

Apparel, Accessory Stores
 1958: 96
 1963: 132
 38%

Furniture, Home Furnishings, Equipment Stores
 1958: 65
 1963: 78
 21%

Eating, Drinking Places
 1958: 61
 1963: 73
 19%

Drug Stores, Proprietary Stores
 1958: 53
 1963: 65
 24%

Other Retail Stores
 1958: 124
 1963: 152
 23%

Nonstore Retailers
 1958: 17
 1963: 31
 82%

1958 1963

1963 CENSUS OF BUSINESS, U. S. Department of Commerce, Bureau of the Census

TABLE 1. The State: 1963 and 1958

| SIC code | Kind of business | 1963 | | | | 1958 | | | |
|-----------|---|-------------------|--------------------------|--|--|-------------------|--------------------------|--|--|
| | | Establishments | | Sales | | Establishments | | Sales | |
| | | Total (number) | With payroll (number) | Total, all establishments (\$1,000) | Establishments with payroll (\$1,000) | Total (number) | With payroll (number) | Total, all establishments (\$1,000) | Establishments with payroll (\$1,000) |
| | RETAIL TRADE, TOTAL | 19 167 | 11 797 | 1 914 221 | 1 750 057 | 18 475 | 10 937 | 1 481 766 | 1 335 910 |
| | LUMBER, BUILDING MATERIALS, HARDWARE, FARM EQUIPMENT DEALERS | | | | | | | | |
| 52 | TOTAL | 894 | 770 | 178 748 | 175 288 | 1 010 | 796 | 129 282 | 124 992 |
| 521 | LUMBER AND OTHER BUILDING MATERIALS DEALERS | 285 | 265 | 67 825 | 66 753 | 340 | 252 | 52 310 | 50 674 |
| 522-524 | HEATING, PLUMBING, PAINT, ELECTRICAL STORES | 121 | 89 | 9 562 | 8 974 | 107 | 73 | 6 092 | 5 626 |
| 5251 | HARDWARE STORES | 268 | 202 | 22 794 | 21 264 | 311 | 247 | 28 506 | 26 884 |
| 5252 | FARM EQUIPMENT DEALERS | 220 | 214 | 78 567 | 78 297 | 252 | 224 | 42 374 | 41 808 |
| | GENERAL MERCHANDISE GROUP STORES* | | | | | | | | |
| 53 PART* | TOTAL | 1 311 | 1 005 | 173 226 | 166 552 | 2 246 | 1 046 | 171 592 | 147 214 |
| 531 | DEPARTMENT STORES | 21 | 21 | 48 570 | 48 570 | 20 | 20 | 41 316 | 41 316 |
| 533 | LIMITED PRICE VARIETY STORES | 350 | 316 | 43 181 | 42 717 | 308 | 260 | 31 067 | 30 395 |
| 539 | MISCELLANEOUS GENERAL MERCHANDISE STORES | 940 | 668 | 81 475 | 75 265 | 1 918 | 766 | 99 209 | 75 503 |
| | FOOD STORES | | | | | | | | |
| 54 | TOTAL | 5 652 | 1 898 | 461 624 | 363 950 | 5 013 | 1 837 | 357 783 | 291 647 |
| 541 | GROCERY STORES, INCLUDING DELICATESSENS | 5 397 | 1 773 | 453 432 | 357 856 | 4 701 | 1 731 | 348 271 | 285 657 |
| 542 | MEAT MARKETS, FISH (SEAFOOD) MARKETS | 63 | 25 | 2 856 | 2 144 | (1) | (1) | (1) | (1) |
| 543 | FRUIT STORES, VEGETABLE MARKETS | 47 | 11 | 1 452 | 930 | 49 | 9 | 1 283 | 633 |
| 544 | CANDY, NUT, CONFECTIONERY STORES | 52 | 28 | 1 270 | 736 | 37 | 9 | 868 | 492 |
| 545-549 | OTHER FOOD STORES | 93 | 61 | 2 614 | 2 284 | 117 | 49 | 2 582 | 1 516 |
| | AUTOMOTIVE DEALERS | | | | | | | | |
| 55 EX,554 | TOTAL | 1 341 | 1 011 | 402 975 | 393 657 | 1 091 | 875 | 278 569 | 273 947 |
| | GASOLINE SERVICE STATIONS | | | | | | | | |
| 55PT(554) | TOTAL | 2 525 | 1 925 | 165 982 | 149 046 | 2 285 | 1 619 | 128 691 | 112 559 |
| | APPAREL, ACCESSORY STORES | | | | | | | | |
| 56 | TOTAL | 1 245 | 1 055 | 132 079 | 128 841 | 1 126 | 970 | 96 050 | 93 458 |
| 561,567 | MEN'S, BOYS' APPAREL STORES, CUSTOM TAILORS | 133 | 121 | 12 970 | 12 780 | 146 | 128 | 11 830 | 11 456 |
| 562-3,568 | WOMEN'S CLOTHING, SPECIALTY STORES | 358 | 326 | 40 683 | 40 195 | 338 | 288 | 29 467 | 28 767 |
| 562 | WOMEN'S READY-TO-WEAR STORES | 309 | 279 | 37 501 | 37 025 | ** | 258 | 27 ** | 27 522 |
| 563,568 | WOMEN'S ACCESSORY, SPECIALTY STORES, FURRIERS | 49 | 47 | 3 182 | 3 170 | ** | 30 | ** | 1 245 |
| 565 | FAMILY CLOTHING STORES | 519 | 409 | 62 432 | 60 478 | ** | 384 | ** | 40 242 |
| 566 | SHOE STORES | 181 | 159 | 13 495 | 13 199 | 158 | 124 | 11 218 | 10 638 |
| 564,569 | OTHER APPAREL, ACCESSORY STORES | 54 | 40 | 2 499 | 2 189 | 68 | 46 | 2 705 | 2 355 |
| | FURNITURE, HOME FURNISHINGS, EQUIPMENT STORES | | | | | | | | |
| 57 | TOTAL | 981 | 757 | 78 207 | 74 603 | 916 | 672 | 64 659 | 60 559 |
| 571 | FURNITURE, HOME FURNISHINGS STORES | 573 | 423 | 44 740 | 42 708 | 490 | 364 | 36 254 | 34 022 |
| 572,573 | HOUSEHOLD APPLIANCE, RADIO, TELEVISION, MUSIC STORES | 408 | 334 | 33 467 | 31 895 | 426 | 308 | 28 405 | 26 537 |
| | EATING, DRINKING PLACES | | | | | | | | |
| 58 | TOTAL | 2 122 | 1 434 | 72 688 | 64 614 | 2 009 | 1 341 | 60 960 | 51 966 |
| 5812 | EATING PLACES | 1 859 | 1 297 | 64 425 | 58 737 | 1 776 | 1 202 | 54 042 | 46 430 |
| 5813 | DRINKING PLACES (ALCOHOLIC BEVERAGES) | 263 | 137 | 8 263 | 5 877 | 233 | 139 | 6 918 | 5 536 |
| | DRUG STORES, PROPRIETARY STORES | | | | | | | | |
| 59PT(591) | TOTAL | 609 | 553 | 65 486 | 64 476 | 643 | 543 | 52 993 | 50 775 |
| 591 | DRUG STORES | 566 | 522 | 63 181 | 62 303 | 583 | 505 | 51 077 | 49 207 |
| | PROPRIETARY STORES | 43 | 31 | 2 305 | 2 173 | 60 | 38 | 1 916 | 1 568 |
| | OTHER RETAIL STORES | | | | | | | | |
| 59 EX,591 | TOTAL | 1 846 | 1 280 | 152 420 | 144 070 | 1 687 | 1 131 | 124 250 | 115 490 |
| 592 | LIQUOR STORES | 134 | 102 | 11 967 | 11 255 | 76 | 56 | 6 250 | 5 704 |
| 593 | ANTIQUA STORES, SECONOHANO STORES | 207 | 135 | 5 965 | 5 361 | 157 | 109 | 4 029 | 3 513 |
| 594 | BOOK, STATIONERY STORES | 32 | 22 | 2 086 | 1 950 | 40 | 30 | 2 820 | 2 826 |
| 595 | SPORTING GOODS STORES, BICYCLE SHOPS | 102 | 62 | 4 641 | 3 895 | 77 | 47 | 3 623 | 3 061 |
| 596 | FARM, GARDEN SUPPLY STORES, INCLUDING FEED STORES | 353 | 285 | 72 125 | 70 007 | 350 | 296 | 56 199 | 54 611 |
| 597 | JEWELRY STORES | 221 | 151 | 11 901 | 10 919 | 201 | 135 | 10 274 | 9 232 |
| 598 | FUEL, ICE DEALERS | 220 | 194 | 26 327 | 26 041 | 229 | 181 | 26 778 | 26 098 |
| 599 | OTHER STORES | 577 | 329 | 17 408 | 14 642 | 557 | 277 | 14 157 | 10 445 |
| | NONSTORE RETAILERS* | | | | | | | | |
| 53 PART* | TOTAL | 641 | 109 | 30 786 | 24 960 | 449 | 107 | 16 937 | 13 303 |

Standard Notes: - Represents zero. (D) Withheld to avoid disclosure. (NA) Not available. (X) Not applicable.
 *Nonstore retailers, part of SIC major group 53, are shown separately in this table.
 **Data not provided because establishments with no payroll are classified only at the next broader kind-of-business level.
 *Comparable data not available because of change in kind-of-business definition.

TABLE 2. The State: 1963

| SIC code | Kind of business | Establishments | | Sales | | Payroll, entire year (\$1,000) | Payroll, workweek ended nearest Nov. 15 (dollars) | Paid employees, workweek ended nearest Nov. 15 (number) | Active proprietors of unincorporated businesses (number) |
|------------|--|-------------------|--------------------------|--|--|-----------------------------------|--|--|---|
| | | Total (number) | With payroll (number) | Total, all establishments (\$1,000) | Establishments with payroll (\$1,000) | | | | |
| | RETAIL TRADE, TOTAL | 19 167 | 11 797 | 1 914 221 | 1 750 D57 | 174 284 | 3 365 D74 | 62 169 | 18 552 |
| | LUMBER, BUILDING MATERIALS, HARDWARE, FARM EQUIPMENT DEALERS | | | | | | | | |
| 52 | TOTAL | 894 | 770 | 178 748 | 175 288 | 19 292 | 370 748 | 5 173 | 787 |
| 521 | LUMBER YARDS | 159 | 159 | 46 647 | 46 647 | 6 122 | 125 801 | 1 690 | 128 |
| | BUILDING MATERIALS DEALERS | 126 | 106 | 21 178 | 20 106 | 2 535 | 48 813 | 739 | 113 |
| 522 | HEATING, PLUMBING EQUIPMENT DEALERS | 21 | 19 | 3 054 | (0) | (D) | (0) | (D) | (0) |
| 523 | PAINT, GLASS, WALLPAPER STORES | 85 | 59 | 5 857 | 5 357 | 755 | 14 205 | 184 | 56 |
| 524 | ELECTRICAL SUPPLY STORES | 15 | 11 | 651 | (D) | (0) | (D) | (D) | (D) |
| 5251 | HARDWARE STORES | 268 | 202 | 22 794 | 21 264 | 2 216 | 42 769 | 742 | 280 |
| 5252 | FARM EQUIPMENT DEALERS | 22D | 214 | 78 567 | 78 297 | 7 143 | 129 730 | 1 697 | 184 |
| | GENERAL MERCHANDISE GROUP STORES* | | | | | | | | |
| 53 PART* | TOTAL | 1 311 | 1 005 | 173 226 | 166 552 | 20 543 | 413 889 | 8 472 | 1 163 |
| 531 | DEPARTMENT STORES | 21 | 21 | 48 570 | 48 570 | 7 743 | 164 756 | 2 271 | - |
| 533 | LIMITED PRICE VARIETY STORES | 350 | 316 | 43 181 | 42 717 | 5 572 | 110 795 | 3 176 | 204 |
| 539 | GENERAL MERCHANDISE STORES | 790 | 542 | 74 697 | 68 689 | 6 608 | 127 234 | 2 704 | 793 |
| | DRY GOODS STORES | 121 | 103 | 6 093 | 5 939 | 551 | 9 868 | 280 | 134 |
| | SEWING, NEEDLEWORK STORES | 29 | 23 | 685 | 637 | 69 | 1 236 | 41 | 32 |
| | FOOD STORES | | | | | | | | |
| 54 | TOTAL | 5 652 | 1 898 | 461 624 | 363 950 | 21 996 | 429 759 | 9 041 | 5 830 |
| 541 | GROCERY STORES, INCLUDING DELICATESSENS | 5 397 | 1 773 | 453 432 | 357 856 | 21 233 | 415 057 | 8 669 | 5 583 |
| 542 | MEAT MARKETS | 26 | 12 | 1 445 | 973 | 75 | 1 377 | 30 | 27 |
| | FISH (SEAFOOD) MARKETS | 37 | 13 | 1 411 | 1 171 | 117 | 2 927 | 80 | 37 |
| 543 | FRUIT STORES, VEGETABLE MARKETS | 47 | 11 | 1 452 | 930 | 72 | 1 223 | 27 | 46 |
| 544 | CANON, NUT, CONFECTIONERY STORES | 52 | 28 | 1 270 | 736 | 95 | 1 584 | 50 | 34 |
| 545 | DAIRY PRODUCTS STORES | 24 | 10 | 698 | 530 | 61 | 1 216 | 22 | 26 |
| 546 | RETAIL BAKERIES | 63 | 47 | 1 710 | 1 554 | 332 | 6 080 | 156 | 71 |
| 5462 | RETAIL BAKERIES, MANUFACTURING | 49 | 43 | 1 398 | 1 338 | 302 | 5 499 | 146 | 56 |
| 5463 | RETAIL BAKERIES, NONMANUFACTURING | 14 | 4 | 312 | 216 | 30 | 581 | 10 | 15 |
| 549 | EGG AND POULTRY DEALERS | 1 | 1 | (0) | (0) | (0) | (D) | (0) | (0) |
| | OTHER | 5 | 3 | (0) | (0) | (0) | (0) | (0) | (0) |
| | AUTOMOTIVE DEALERS | | | | | | | | |
| 55 EX. 554 | TOTAL | 1 341 | 1 011 | 402 975 | 393 657 | 35 681 | 660 092 | 8 684 | 1 156 |
| 551 | PASSENGER CAR DEALERS, FRANCHISED | 417 | 417 | 312 859 | 312 859 | 27 703 | 506 274 | 6 492 | 286 |
| | DOMESTIC CAR DEALERS | 381 | 381 | 286 671 | 286 671 | 25 082 | 457 511 | 5 938 | 270 |
| | IMPORTED CAR DEALERS | 16 | 16 | 8 779 | 8 779 | 964 | 19 418 | 214 | 4 |
| | DOMESTIC AND IMPORTED CAR DEALERS | 20 | 20 | 17 409 | 17 409 | 1 657 | 29 345 | 340 | 12 |
| 552 | PASSENGER CAR DEALERS, NONFRANCHISED | 417 | 155 | 28 839 | 21 259 | 1 217 | 23 134 | 370 | 443 |
| 553 | TIRE, BATTERY, ACCESSORY DEALERS | 277 | 239 | 32 304 | 31 442 | 4 066 | 77 081 | 1 035 | 231 |
| | HOME AND AUTO SUPPLY STORES | 147 | 147 | 17 130 | 17 130 | 1 669 | 33 846 | 539 | 138 |
| 559 | MISCELLANEOUS AIRCRAFT, MARINE, AUTOMOTIVE DEALERS | 83 | 53 | 11 843 | 10 967 | 1 026 | 19 757 | 248 | 58 |
| | AIRCRAFT, BOAT, MOTORCYCLE DEALERS | 37 | 21 | 3 172 | 2 786 | 419 | 8 546 | 113 | 32 |
| | HOUSEHOLD TRAILER DEALERS | 35 | 27 | 7 681 | 7 217 | 508 | 8 939 | 107 | 16 |
| | OTHER AUTOMOTIVE DEALERS | 11 | 5 | 990 | 964 | 99 | 2 272 | 28 | 10 |
| | GASOLINE SERVICE STATIONS | | | | | | | | |
| 55PT (554) | TOTAL | 2 525 | 1 925 | 165 982 | 149 046 | 12 190 | 242 548 | 5 219 | 2 469 |
| | APPAREL, ACCESSORY STORES | | | | | | | | |
| 56 | TOTAL | 1 245 | 1 055 | 132 079 | 128 841 | 15 362 | 294 982 | 6 550 | 1 130 |
| 561,567 | MEN'S, BOYS' APPAREL STORES, CUSTOM TAILORS | 133 | 121 | 12 970 | 12 780 | 1 566 | 31 213 | 549 | 132 |
| 561 | MEN'S, BOYS' CLOTHING AND FURNISHINGS STORES | 125 | 119 | 12 881 | (0) | (0) | (0) | (0) | (0) |
| 567 | CUSTOM TAILORS | 8 | 2 | 89 | (D) | (0) | (0) | (0) | (0) |
| 562-3,568 | WOMEN'S CLOTHING, SPECIALTY STORES | 358 | 326 | 40 683 | 40 195 | 4 952 | 92 578 | 2 075 | 306 |
| 562 | WOMEN'S READY-TO-WEAR STORES | 309 | 279 | 37 501 | 37 025 | 4 531 | 84 130 | 1 866 | 276 |
| 563,568 | WOMEN'S ACCESSORY, SPECIALTY STORES, FURRIERS | 49 | 47 | 3 182 | 3 170 | 421 | 8 448 | 209 | 30 |
| 563 | MILLINERY STORES | 13 | 11 | 383 | 371 | 89 | 1 707 | 45 | 8 |
| | CORSET, LINGERIE STORES | 2 | 2 | (0) | (0) | (0) | (0) | (0) | (D) |
| | HOSIERY STORES | 2 | 2 | (0) | (0) | (0) | (0) | (0) | (D) |
| | APPAREL, ACCESSORY, OTHER SPECIALTY STORES | 31 | 31 | 2 561 | 2 561 | 300 | 6 119 | 152 | 19 |
| 568 | FURRIERS, FUR SHOPS | 1 | 1 | (0) | (0) | (0) | (D) | (0) | (0) |
| 565 | FAMILY CLOTHING STORES | 519 | 409 | 62 432 | 60 478 | 6 930 | 134 418 | 3 188 | 506 |
| 566 | SHOE STORES | 181 | 159 | 13 495 | 13 199 | 1 711 | 33 145 | 641 | 127 |
| | MEN'S SHOE STORES | 7 | 7 | 468 | 468 | 51 | 835 | 15 | 3 |
| | WOMEN'S SHOE STORES | 47 | 45 | 4 339 | 4 299 | 628 | 11 605 | 225 | 17 |
| | CHILDREN'S, JUVENILES' SHOE STORES | 4 | 4 | 208 | 208 | 33 | 1 299 | 19 | 3 |
| | FAMILY SHOE STORES | 123 | 103 | 8 480 | 8 224 | 999 | 19 406 | 382 | 104 |
| 564 | CHILDREN'S, INFANTS' WEAR STORES | 48 | 38 | 2 158 | (D) | (0) | (0) | (0) | (0) |
| 569 | MISCELLANEOUS APPAREL, ACCESSORY STORES | 6 | 2 | 341 | (0) | (0) | (0) | (0) | (0) |

Standard Notes: - Represents zero. (D) Withheld to avoid disclosure. (NA) Not available. (X) Not applicable.
*Nonstore retailers, part of SIC major group 53, are shown separately in this table.

TABLE 2. The State: 1963-Continued

| SIC code | Kind of business | Establishments | | Sales | | Payroll, entire year (\$1,000) | Payroll, workweek ended nearest Nov. 15 (dollars) | Paid employees, workweek ended nearest Nov. 15 (number) | Active proprietors of unincorporated businesses (number) |
|---|---|----------------|-----------------------|-------------------------------------|---------------------------------------|--------------------------------|---|---|--|
| | | Total (number) | With payroll (number) | Total, all establishments (\$1,000) | Establishments with payroll (\$1,000) | | | | |
| FURNITURE, HOME FURNISHINGS, EQUIPMENT STORES | | | | | | | | | |
| 57 | TOTAL | 981 | 757 | 78 207 | 74 603 | 10 123 | 194 854 | 2 909 | 892 |
| 571 | FURNITURE, HOME FURNISHINGS STORES | 573 | 423 | 44 740 | 42 708 | 5 908 | 113 900 | 1 716 | 540 |
| 5712 | FURNITURE STORES | 491 | 373 | 40 479 | 38 769 | 5 248 | 99 667 | 1 513 | 455 |
| 5713 | FLOOR COVERING STORES | 32 | 28 | 3 147 | 3 035 | 508 | 11 152 | 132 | 35 |
| 5714 | DRAPERY, CURTAIN, UPHOLSTERY STORES | 28 | 18 | 673 | 625 | 101 | 1 959 | 50 | 30 |
| 5715 | CHINA, GLASSWARE, METALWARE STORES | 8 | 2 | 143 | (0) | (0) | (0) | (0) | (0) |
| 5719 | MISCELLANEOUS HOME FURNISHINGS STORES | 14 | 2 | 298 | (0) | (0) | (0) | (0) | (0) |
| 572 | HOUSEHOLD APPLIANCE STORES | 278 | 240 | 25 043 | 24 303 | 3 250 | 61 073 | 884 | 216 |
| 5732 | RADIO, TELEVISION STORES | 64 | 58 | 3 661 | 3 545 | 429 | 9 284 | 150 | 69 |
| 5733 | MUSIC STORES | 66 | 36 | 4 763 | 4 047 | 536 | 10 597 | 159 | 67 |
| | RECORD SHOPS | 16 | 8 | 601 | 439 | 46 | 900 | 22 | 15 |
| | MUSICAL INSTRUMENT STORES | 50 | 28 | 4 162 | 3 608 | 490 | 9 697 | 137 | 52 |
| EATING, DRINKING PLACES | | | | | | | | | |
| 58 | TOTAL | 2 122 | 1 434 | 72 688 | 64 614 | 12 885 | 249 717 | 7 473 | 2 183 |
| 5812 | EATING PLACES | 1 859 | 1 297 | 64 425 | 58 737 | 12 157 | 234 834 | 7 115 | 1 917 |
| | RESTAURANTS, LUNCHROOMS | 1 366 | 938 | 49 965 | 45 579 | 9 669 | 185 105 | 5 571 | 1 450 |
| | CAFETERIAS | 35 | 33 | 2 199 | 2 193 | 505 | 10 042 | 266 | 25 |
| | REFRESHMENT PLACES | 411 | 291 | 10 678 | 9 484 | 1 582 | 31 809 | 1 065 | 404 |
| | CATERERS | 47 | 35 | 1 583 | 1 481 | 401 | 7 878 | 213 | 38 |
| 5813 | DRINKING PLACES (ALCOHOLIC BEVERAGES) | 263 | 137 | 8 263 | 5 877 | 728 | 14 883 | 358 | 266 |
| DRUG STORES, PROPRIETARY STORES | | | | | | | | | |
| 59PT(591) | TOTAL | 609 | 553 | 65 486 | 64 476 | 8 154 | 156 879 | 2 835 | 601 |
| 591 | DRUG STORES | 566 | 522 | 63 181 | 62 303 | 7 927 | 152 776 | 2 735 | 555 |
| | PROPRIETARY STORES | 43 | 31 | 2 305 | 2 173 | 227 | 4 103 | 100 | 46 |
| OTHER RETAIL STORES | | | | | | | | | |
| 59 Ex. 591 | TOTAL | 1 846 | 1 280 | 152 420 | 144 070 | 15 167 | 290 837 | 4 914 | 1 745 |
| 592 | LIQUOR STORES | 134 | 102 | 11 967 | 11 255 | 580 | 10 416 | 241 | 148 |
| 593 | ANTIQUARIAN, SECONOHANO STORES | 207 | 135 | 5 965 | 5 361 | 896 | 16 321 | 343 | 211 |
| 5932 | ANTIQUARIAN STORES | 26 | 10 | 455 | 363 | 24 | 366 | 16 | 29 |
| 5933 | SECONOHANO STORES | 181 | 125 | 5 510 | 4 998 | 872 | 15 955 | 327 | 182 |
| 594 | BOOK, STATIONERY STORES | 32 | 22 | 2 086 | 1 950 | 343 | 6 854 | 114 | 29 |
| 5942 | BOOK STORES | 12 | 10 | 601 | 559 | 52 | 1 136 | 32 | 12 |
| 5943 | STATIONERY STORES | 20 | 12 | 1 485 | 1 391 | 291 | 5 718 | 82 | 17 |
| 595 | SPORTING GOODS STORES, BICYCLE SHOPS | 102 | 62 | 4 641 | 3 895 | 364 | 6 362 | 116 | 106 |
| 5952 | SPORTING GOODS STORES | 92 | 54 | 4 379 | 3 639 | 331 | 5 749 | 101 | 95 |
| 5953 | BICYCLE SHOPS | 10 | 8 | 262 | 256 | 33 | 613 | 15 | 11 |
| 5962 | HAY, GRAIN, FEED STORES | 157 | 127 | 29 148 | 28 280 | 1 793 | 35 061 | 632 | 155 |
| 5969 | OTHER FARM SUPPLY STORES | 177 | 145 | 41 675 | 40 523 | 2 570 | 48 679 | 817 | 106 |
| | GARDEN SUPPLY STORES | 19 | 13 | 1 302 | 1 204 | 178 | 3 889 | 76 | 24 |
| 597 | JEWELRY STORES | 221 | 151 | 11 901 | 10 919 | 1 553 | 28 931 | 508 | 218 |
| 598 | FUEL, ICE DEALERS | 220 | 194 | 26 327 | 26 041 | 4 795 | 94 369 | 1 221 | 116 |
| 5982 | COAL AND WOOD DEALERS | 19 | 13 | 689 | 671 | 96 | 1 775 | 30 | 17 |
| | ICE DEALERS | 29 | 19 | 630 | 574 | 137 | 4 122 | 45 | 27 |
| 5983 | FUEL OIL DEALERS | 19 | 11 | 2 041 | 1 895 | 248 | 4 122 | 55 | 15 |
| 5984 | BOTTLE GAS DEALERS | 153 | 151 | 22 967 | 22 901 | 4 314 | 86 358 | 1 091 | 57 |
| 5992 | FLORISTS | 257 | 143 | 6 278 | 5 156 | 695 | 13 669 | 354 | 296 |
| 5993 | CIGAR STORES, STANOS | 5 | 5 | 186 | 186 | 23 | 374 | 10 | 5 |
| 5994 | NEWS DEALERS, NEWSSTANOS | 47 | 13 | 1 430 | 832 | 99 | 1 865 | 31 | 45 |
| 5996 | CAMERA, PHOTOGRAPHIC SUPPLY STORES | 8 | 8 | 1 198 | 1 198 | 198 | 5 256 | 61 | 7 |
| 5997 | GIFT, NOVELTY, SOUVENIR SHOPS | 56 | 34 | 1 774 | 1 512 | 188 | 3 718 | 103 | 61 |
| 5998 | OPTICAL GOODS STORES | 73 | 67 | 2 696 | 2 582 | 357 | 5 893 | 121 | 75 |
| 5999 | TYPEWRITER STORES | 3 | 3 | (0) | (0) | (0) | (0) | (0) | (0) |
| | LUGGAGE, LEATHER GOODS STORES | 7 | 5 | 471 | (0) | (0) | (0) | (0) | (0) |
| | HOBBY, TOY, GAME SHOPS | 13 | 7 | 577 | 515 | 73 | 1 421 | 29 | 12 |
| | RELIGIOUS GOODS STORES | 3 | 1 | (0) | (0) | (0) | (0) | (0) | (0) |
| | PET SHOPS | - | - | - | - | - | - | - | - |
| | OTHER | 105 | 43 | 2 378 | 1 806 | 327 | 5 539 | 97 | 119 |
| NONSTORE RETAILERS* | | | | | | | | | |
| 53 PART* | TOTAL | 641 | 109 | 30 786 | 24 960 | 2 891 | 60 769 | 899 | 596 |
| 532 | MAIL-ORDER HOUSES | 35 | 33 | 14 396 | (0) | (0) | (0) | (0) | (0) |
| 534 | MERCHANDISE VENDING MACHINE OPERATORS | 71 | 29 | 6 306 | (0) | (0) | (0) | (0) | (0) |
| 535 | DIRECT SELLING (HOUSE-TO-HOUSE) ORGANIZATIONS | 535 | 47 | 10 084 | 5 590 | 1 355 | 27 969 | 409 | 525 |

Standard Notes: - Represents zero. (D) Withheld to avoid disclosure. (NA) Not available. (X) Not applicable.
 *Nonstore retailers, part of SIC major group 53, are shown separately in this table.

TABLE 3. Counties; Cities of 2,500

| Line number | County and city | Total | | | | | | | Kind-of-business group | | | | |
|-------------|------------------------------|----------------|-----------------------|-------------------------------------|---------------------------------------|--------------------------------|---|---|--|--|-----------------|------------------------------------|-----------------|
| | | Establishments | | Sales | | Payroll, entire year (\$1,000) | Payroll, workweek ended nearest Nov. 15 (dollars) | Paid employees, workweek ended nearest Nov. 15 (number) | Active proprietors of unincorporated businesses (number) | Lumber, building matls., hardware, farm equip. dealers | | General merchandise group stores * | |
| | | Total (number) | With payroll (number) | Total, all establishments (\$1,000) | Establishments with payroll (\$1,000) | | | | | Establishments (number) | Sales (\$1,000) | Establishments (number) | Sales (\$1,000) |
| 1 | MISSISSIPPI, TOTAL . . . | 19 167 | 11 797 | 1 914 221 | 1 750 057 | 174 284 | 3 365 074 | 62 169 | 18 552 | 894 | 178 748 | 1 311 | 173 226 |
| 2 | ADAMS COUNTY | 373 | 259 | 48 787 | 46 401 | 4 806 | 89 869 | 1 696 | 349 | 9 | 1 644 | 17 | 7 258 |
| 3 | NATCHEZ | 330 | 230 | 45 560 | 43 538 | 4 592 | 85 908 | 1 615 | 305 | 8 | (D) | 15 | (D) |
| 4 | REMAINDER OF COUNTY. | 43 | 29 | 3 227 | 2 863 | (D) | 214 | 81 | 44 | 1 | (D) | 15 | (D) |
| 5 | ALCORN COUNTY. | 329 | 197 | 27 382 | 24 186 | 2 074 | 40 608 | 830 | 347 | 16 | 2 007 | 15 | 1 564 |
| 6 | CORINTH | 258 | 178 | 24 965 | 23 089 | 1 969 | 38 354 | 773 | 269 | 16 | 2 007 | 11 | 1 510 |
| 7 | REMAINDER OF COUNTY. | 71 | 19 | 2 417 | 1 097 | 105 | 2 254 | 57 | 78 | - | - | 4 | 54 |
| 8 | AMITE COUNTY | 81 | 47 | 6 979 | 6 133 | 435 | 7 915 | 176 | 89 | 2 | (D) | 6 | 957 |
| 9 | ATTALA COUNTY | 188 | 114 | 18 616 | 17 056 | 1 555 | 29 166 | 592 | 188 | 14 | 2 026 | 13 | 1 000 |
| 10 | KOSCIUSKO | 139 | 101 | 16 995 | 16 079 | 1 457 | 27 494 | 558 | 133 | 13 | (D) | 5 | 564 |
| 11 | REMAINDER OF COUNTY. | 49 | 13 | 1 621 | 977 | 98 | 1 672 | 34 | 55 | 1 | (D) | 8 | 436 |
| 12 | BENTON COUNTY | 45 | 19 | 2 309 | 1 783 | 139 | 2 794 | 59 | 51 | 2 | (D) | 6 | 197 |
| 13 | BOLIVAR COUNTY | 429 | 261 | 41 078 | 36 152 | 3 663 | 68 193 | 1 219 | 434 | 26 | 9 712 | 30 | 1 834 |
| 14 | CLEVELAND | 148 | 112 | 26 280 | 24 776 | 2 627 | 49 166 | 768 | 143 | 13 | 8 357 | 11 | 1 237 |
| 15 | REMAINDER OF COUNTY. | 281 | 149 | 14 798 | 11 376 | 1 036 | 19 027 | 451 | 291 | 13 | 1 355 | 19 | 597 |
| 16 | CALHOUN COUNTY | 134 | 72 | 8 906 | 7 664 | 559 | 11 659 | 227 | 132 | 6 | 1 294 | 12 | 647 |
| 17 | CARROLL COUNTY | 64 | 32 | 2 543 | 1 795 | 138 | 2 258 | 59 | 67 | 1 | (D) | 12 | 400 |
| 18 | CHICKASAW COUNTY | 207 | 113 | 13 728 | 11 772 | 869 | 17 961 | 374 | 215 | 11 | 1 913 | 25 | 1 363 |
| 19 | HOUSTON | 74 | 62 | 8 013 | 7 589 | 562 | 11 982 | 231 | 78 | 8 | 1 609 | 7 | 240 |
| 20 | KOLONA | 59 | 37 | 3 762 | 3 314 | 249 | 4 776 | 116 | 60 | 2 | (D) | 8 | 636 |
| 21 | REMAINDER OF COUNTY. | 74 | 14 | 1 953 | 869 | 58 | 1 203 | 27 | 77 | 1 | (D) | 10 | 487 |
| 22 | CHOCTAW COUNTY | 77 | 35 | 3 343 | 2 277 | 173 | 3 319 | 78 | 78 | 4 | 174 | 13 | 509 |
| 23 | CLAIBORNE COUNTY | 84 | 48 | 6 794 | 5 890 | 507 | 10 444 | 209 | 86 | 3 | 686 | 6 | 320 |
| 24 | PORT GIBSON | 62 | 42 | 6 036 | 5 466 | 477 | 9 856 | 191 | 64 | 3 | 686 | 4 | (D) |
| 25 | REMAINDER OF COUNTY. | 22 | 6 | 758 | 424 | 30 | 588 | 18 | 22 | - | - | 2 | (D) |
| 26 | CLARKE COUNTY | 143 | 71 | 7 779 | 6 343 | 457 | 8 795 | 211 | 152 | 5 | 645 | 20 | 858 |
| 27 | CLAY COUNTY | 148 | 92 | 13 092 | 12 010 | 1 162 | 22 839 | 477 | 140 | 4 | 416 | 9 | 631 |
| 28 | WEST POINT | 114 | 84 | 11 841 | 11 301 | 1 115 | 21 883 | 448 | 106 | 4 | 416 | 9 | 631 |
| 29 | REMAINDER OF COUNTY. | 34 | 8 | 1 251 | 709 | 47 | 956 | 29 | 34 | - | - | - | - |
| 30 | COAHOMA COUNTY | 363 | 233 | 39 114 | 35 658 | 3 711 | 72 352 | 1 234 | 346 | 18 | 6 079 | 18 | 1 531 |
| 31 | CLARKSDALE | 270 | 184 | 35 358 | 32 926 | 3 504 | 68 430 | 1 124 | 246 | 16 | (D) | 8 | 1 183 |
| 32 | REMAINDER OF COUNTY. | 93 | 49 | 3 756 | 2 732 | 207 | 3 922 | 110 | 100 | 2 | (D) | 10 | 348 |
| 33 | COPIAH COUNTY | 214 | 136 | 18 060 | 16 648 | 1 496 | 27 673 | 594 | 194 | 13 | 1 440 | 22 | 1 672 |
| 34 | CRYSTAL SPRINGS | 78 | 58 | 6 681 | 6 423 | 577 | 11 178 | 241 | 69 | 6 | 1 009 | 5 | 322 |
| 35 | HAZLEHURST | 75 | 53 | 8 922 | 8 498 | 798 | 14 497 | 304 | 63 | 4 | 359 | 12 | 1 053 |
| 36 | REMAINDER OF COUNTY. | 61 | 25 | 2 457 | 1 727 | 121 | 1 998 | 49 | 62 | 3 | 72 | 5 | 297 |
| 37 | COVINGTON COUNTY | 112 | 54 | 8 465 | 6 951 | 608 | 11 214 | 244 | 106 | 3 | 378 | 9 | 1 709 |
| 38 | OE SOTO COUNTY | 136 | 90 | 12 138 | 10 824 | 756 | 15 967 | 320 | 139 | 12 | 1 471 | 12 | 818 |
| 39 | FORREST COUNTY | 554 | 380 | 74 708 | 70 688 | 7 702 | 146 027 | 2 596 | 493 | 20 | 4 427 | 21 | 8 490 |
| 40 | HATTIESBURG | 423 | 303 | 63 443 | 60 703 | 6 716 | 126 921 | 2 179 | 367 | 14 | 3 405 | 16 | 7 182 |
| 41 | REMAINDER OF COUNTY. | 131 | 77 | 11 265 | 9 985 | 986 | 19 106 | 417 | 126 | 6 | 1 022 | 5 | 1 308 |
| 42 | FRANKLIN COUNTY | 75 | 37 | 5 048 | 4 208 | 335 | 6 714 | 145 | 83 | 3 | (D) | 7 | 283 |
| 43 | GEORGE COUNTY | 118 | 64 | 9 152 | 8 040 | 744 | 13 880 | 288 | 115 | 8 | 1 153 | 6 | 914 |
| 44 | GREENE COUNTY | 75 | 39 | 3 485 | 2 645 | 161 | 3 397 | 87 | 76 | 3 | (D) | 9 | 407 |
| 45 | GRENADA COUNTY | 203 | 121 | 19 311 | 17 717 | 1 720 | 33 445 | 629 | 198 | 10 | 2 234 | 18 | 1 137 |
| 46 | GRENADA | 159 | 109 | 17 258 | 16 308 | 1 595 | 30 491 | 581 | 153 | 9 | (D) | 15 | 979 |
| 47 | REMAINDER OF COUNTY. | 44 | 12 | 2 053 | 1 409 | 125 | 2 954 | 48 | 45 | 1 | (D) | 3 | 158 |
| 48 | HANCOCK COUNTY | 158 | 90 | 10 896 | 9 512 | 823 | 16 763 | 361 | 152 | 10 | 601 | 9 | 674 |
| 49 | 8AY ST LOUIS | 90 | 60 | 7 908 | 7 340 | 612 | 12 338 | 256 | 91 | 6 | 532 | 7 | (D) |
| 50 | REMAINDER OF COUNTY. | 68 | 30 | 2 988 | 2 172 | 211 | 4 425 | 105 | 61 | 4 | 69 | 2 | (D) |
| 51 | HARRISON COUNTY | 1 109 | 763 | 131 192 | 123 574 | 14 330 | 293 018 | 5 193 | 975 | 49 | 6 868 | 40 | 16 660 |
| 52 | BLOXI | 370 | 272 | 42 018 | 40 034 | 4 546 | 86 255 | 1 579 | 335 | 14 | 1 793 | 12 | 2 854 |
| 53 | GULFPORT | 399 | 285 | 61 315 | 59 117 | 6 932 | 134 826 | 2 157 | 335 | 20 | 3 634 | 17 | 10 453 |
| 54 | LONG BEACH | 51 | 25 | 4 441 | 3 719 | 311 | 6 177 | 118 | 53 | 5 | 559 | 3 | (D) |
| 55 | PASS CHRISTIAN | 56 | 34 | 2 593 | 1 841 | 161 | 3 079 | 74 | 53 | 4 | (D) | 2 | (D) |
| 56 | REMAINDER OF COUNTY. | 233 | 147 | 20 825 | 18 863 | 2 380 | 62 681 | 1 265 | 199 | 6 | (D) | 6 | 3 061 |
| 57 | HINDS COUNTY | 1 517 | 1 131 | 247 127 | 240 243 | 27 502 | 515 228 | 8 528 | 1 251 | 51 | 12 683 | 76 | 26 403 |
| 58 | CLINTON | 26 | 22 | 2 398 | 2 340 | 253 | 4 890 | 121 | 31 | 1 | (D) | 3 | 91 |
| 59 | JACKSON | 1 221 | 961 | 225 908 | 221 058 | 25 636 | 479 094 | 7 795 | 964 | 40 | 9 305 | 48 | 24 778 |
| 60 | REMAINDER OF COUNTY. | 270 | 148 | 18 821 | 16 845 | 1 613 | 31 244 | 612 | 256 | 10 | (D) | 25 | 1 534 |
| 61 | HOLMES COUNTY | 227 | 135 | 16 925 | 14 799 | 1 215 | 24 654 | 528 | 242 | 11 | 1 843 | 27 | 1 012 |
| 62 | OURANT | 54 | 32 | 3 413 | 2 967 | 262 | 5 640 | 123 | 53 | 1 | (D) | 3 | 222 |
| 63 | LEXINGTON | 70 | 50 | 6 117 | 5 711 | 563 | 11 510 | 217 | 76 | 5 | 1 111 | 9 | 238 |
| 64 | REMAINDER OF COUNTY. | 103 | 53 | 7 395 | 6 121 | 390 | 7 504 | 188 | 113 | 5 | (D) | 15 | 552 |

Standard Notes: - Represents zero. (D) Withheld to avoid disclosure. (NA) Not available. (X) Not applicable.
 *Nonstore retailers, part of SIC major group 53, are shown separately in this table.

TABLE 3. Counties; Cities of 2,500

| Line number | County and city | Total | | | | | | | | Kind-of-business group | | | |
|-------------|----------------------------------|----------------|--------------|---------------------------|-----------------------------|-----------------------------------|--|--|---|--|-----------|-----------------------------------|-----------|
| | | Establishments | | Sales | | Payroll, entire year (\$1,000) | Payroll, workweek ended nearest Nov. 15 (dollars) | Paid employees, workweek ended nearest Nov. 15 (number) | Active proprietors of unincorporated businesses (number) | Lumber, building matls., hardware, farm equip. dealers | | General merchandise group stores* | |
| | | Total | With payroll | Total, all establishments | Establishments with payroll | | | | | Establishments | Sales | Establishments | Sales |
| | | (number) | (number) | (\$1,000) | (\$1,000) | (number) | (\$1,000) | (number) | (number) | (number) | (\$1,000) | (number) | (\$1,000) |
| 1 | HUMPHREYS COUNTY | 151 | 89 | 12 679 | 10 913 | 881 | 17 911 | 337 | 151 | 11 | 3 448 | 10 | 598 |
| 2 | BELZONI | 92 | 58 | 8 067 | 7 237 | 610 | 13 251 | 246 | 91 | 6 | 1 206 | 6 | 348 |
| 3 | REMAINDER OF COUNTY | 59 | 31 | 4 612 | 3 676 | 271 | 4 660 | 91 | 60 | 5 | 2 242 | 4 | 250 |
| 4 | ISSAQUENA COUNTY | 13 | 7 | 635 | 581 | 44 | 917 | 25 | 14 | - | - | 3 | (D) |
| 5 | ITAWAMBA COUNTY | 124 | 56 | 7 456 | 5 762 | 409 | 8 334 | 189 | 132 | 2 | (D) | 7 | 423 |
| 6 | JACKSON COUNTY | 528 | 324 | 54 681 | 50 619 | 4 903 | 97 710 | 1 745 | 489 | 28 | 4 199 | 19 | 4 028 |
| 7 | MOSS POINT | 65 | 43 | 6 380 | 5 840 | 528 | 9 964 | 185 | 64 | 2 | (O) | 2 | (O) |
| 8 | OCEAN SPRINGS | 77 | 41 | 5 048 | 4 546 | 543 | 10 059 | 216 | 78 | 3 | 382 | 1 | (D) |
| 9 | PASCAGOULA | 263 | 185 | 34 954 | 33 614 | 3 241 | 66 357 | 1 131 | 228 | 12 | 2 622 | 12 | 2 666 |
| 10 | REMAINDER OF COUNTY | 123 | 55 | 8 299 | 6 619 | 591 | 11 330 | 213 | 119 | 11 | (O) | 4 | 979 |
| 11 | JASPER COUNTY | 128 | 62 | 8 164 | 6 704 | 529 | 9 954 | 222 | 134 | 7 | 1 083 | 18 | 616 |
| 12 | JEFFERSON COUNTY | 65 | 43 | 3 855 | 3 281 | 265 | 5 174 | 141 | 69 | 2 | (D) | 11 | 416 |
| 13 | JEFFERSON DAVIS COUNTY | 94 | 64 | 7 011 | 6 409 | 598 | 11 152 | 228 | 91 | 10 | 955 | 7 | 963 |
| 14 | JONES COUNTY | 514 | 352 | 54 770 | 50 916 | 5 666 | 117 690 | 2 021 | 472 | 14 | 2 270 | 16 | 6 132 |
| 15 | ELLSVILLE | 51 | 29 | 2 762 | 2 012 | 170 | 3 327 | 67 | 51 | 1 | (D) | - | - |
| 16 | LAUREL | 352 | 272 | 47 124 | 45 516 | 5 257 | 109 846 | 1 834 | 297 | 12 | 1 927 | 12 | 5 866 |
| 17 | REMAINDER OF COUNTY | 111 | 51 | 4 884 | 3 388 | 239 | 4 517 | 120 | 124 | 1 | (D) | 4 | 266 |
| 18 | KEMPER COUNTY | 77 | 33 | 4 084 | 3 158 | 265 | 5 015 | 118 | 82 | 2 | (D) | 9 | 899 |
| 19 | LAFAYETTE COUNTY | 172 | 108 | 17 069 | 15 969 | 1 573 | 29 531 | 610 | 186 | 9 | 1 308 | 15 | 895 |
| 20 | OXFORD | 127 | 93 | 13 146 | 12 474 | 1 308 | 24 481 | 514 | 138 | 8 | (D) | 10 | 755 |
| 21 | REMAINDER OF COUNTY | 45 | 15 | 3 923 | 3 495 | 265 | 5 050 | 96 | 48 | 1 | (O) | 5 | 140 |
| 22 | LAMAR COUNTY | 120 | 58 | 6 747 | 5 459 | 429 | 8 194 | 188 | 120 | 2 | (D) | 6 | 194 |
| 23 | LAUDERDALE COUNTY | 718 | 464 | 78 971 | 74 309 | 8 399 | 160 755 | 3 002 | 629 | 20 | 3 016 | 33 | 10 954 |
| 24 | MERIDIAN | 575 | 405 | 72 064 | 69 202 | 8 050 | 153 929 | 2 835 | 476 | 20 | 3 016 | 25 | 10 309 |
| 25 | REMAINDER OF COUNTY | 143 | 59 | 6 907 | 5 107 | 349 | 6 826 | 167 | 153 | - | - | 8 | 645 |
| 26 | LAWRENCE COUNTY | 105 | 47 | 7 167 | 5 495 | 524 | 10 607 | 180 | 104 | 4 | 1 103 | 15 | 1 026 |
| 27 | LEAKE COUNTY | 166 | 68 | 9 715 | 7 665 | 687 | 11 932 | 249 | 176 | 8 | 1 201 | 19 | 954 |
| 28 | LEE COUNTY | 506 | 298 | 58 792 | 53 418 | 5 174 | 98 495 | 1 803 | 503 | 25 | 6 786 | 36 | 4 774 |
| 29 | TUPELO | 313 | 227 | 48 512 | 46 300 | 4 633 | 87 835 | 1 570 | 302 | 18 | 5 642 | 14 | 3 988 |
| 30 | REMAINDER OF COUNTY | 193 | 71 | 10 280 | 7 118 | 541 | 10 660 | 233 | 201 | 7 | 1 144 | 22 | 786 |
| 31 | LEFLORE COUNTY | 403 | 259 | 53 268 | 49 940 | 5 389 | 100 156 | 1 638 | 397 | 22 | 8 423 | 29 | 2 283 |
| 32 | GREENWOOD | 294 | 206 | 46 651 | 44 367 | 4 777 | 88 705 | 1 435 | 285 | 16 | 5 912 | 18 | 1 855 |
| 33 | REMAINDER OF COUNTY | 109 | 53 | 6 617 | 5 573 | 612 | 11 451 | 203 | 112 | 6 | 2 511 | 11 | 428 |
| 34 | LINCOLN COUNTY | 266 | 150 | 29 404 | 26 768 | 2 881 | 60 657 | 992 | 251 | 20 | 3 460 | 18 | 1 826 |
| 35 | BROOKHAVEN | 213 | 135 | 25 505 | 23 983 | 2 647 | 55 512 | 896 | 200 | 19 | (O) | 15 | 1 718 |
| 36 | REMAINDER OF COUNTY | 53 | 15 | 3 899 | 2 785 | 234 | 5 145 | 96 | 51 | 1 | (D) | 3 | 108 |
| 37 | LOWNOES COUNTY | 459 | 281 | 46 101 | 42 171 | 4 288 | 83 020 | 1 642 | 427 | 20 | 2 680 | 24 | 4 837 |
| 38 | COLUMBUS | 340 | 232 | 41 081 | 38 687 | 3 977 | 76 095 | 1 493 | 306 | 19 | (O) | 14 | 4 144 |
| 39 | REMAINDER OF COUNTY | 119 | 49 | 5 020 | 3 484 | 311 | 6 925 | 149 | 121 | 1 | (D) | 10 | 693 |
| 40 | MAISON COUNTY | 232 | 150 | 22 189 | 20 259 | 1 750 | 31 404 | 679 | 229 | 19 | 1 800 | 14 | 1 377 |
| 41 | CANTON | 153 | 109 | 16 719 | 15 503 | 1 303 | 24 278 | 527 | 148 | 16 | (O) | 9 | 971 |
| 42 | REMAINDER OF COUNTY | 79 | 41 | 5 470 | 4 756 | 447 | 7 126 | 152 | 81 | 3 | (O) | 5 | 406 |
| 43 | MARION COUNTY | 212 | 132 | 19 487 | 17 813 | 1 843 | 32 847 | 654 | 204 | 11 | 2 291 | 15 | 2 990 |
| 44 | COLUMBIA | 144 | 112 | 17 070 | 16 530 | 1 729 | 30 480 | 603 | 133 | 11 | 2 291 | 10 | 2 688 |
| 45 | REMAINDER OF COUNTY | 68 | 20 | 2 417 | 1 283 | 114 | 2 367 | 51 | 71 | - | - | 5 | 302 |
| 46 | MARSHALL COUNTY | 196 | 102 | 11 177 | 9 061 | 771 | 15 214 | 353 | 205 | 13 | 1 312 | 24 | 1 528 |
| 47 | HOLLY SPRINGS | 108 | 74 | 8 093 | 7 437 | 604 | 11 391 | 279 | 115 | 12 | (O) | 9 | 724 |
| 48 | REMAINDER OF COUNTY | 88 | 28 | 3 084 | 1 624 | 167 | 3 823 | 74 | 90 | 1 | (D) | 15 | 804 |
| 49 | MONROE COUNTY | 322 | 164 | 25 009 | 21 047 | 1 888 | 39 149 | 821 | 340 | 8 | 1 743 | 13 | 1 316 |
| 50 | ABERDEEN | 109 | 71 | 10 656 | 9 550 | 862 | 18 192 | 410 | 111 | 5 | (D) | 4 | 512 |
| 51 | AMORY | 115 | 69 | 10 690 | 9 532 | 891 | 18 360 | 355 | 125 | 3 | (D) | 5 | 463 |
| 52 | REMAINDER OF COUNTY | 98 | 24 | 3 663 | 1 965 | 135 | 2 597 | 56 | 104 | - | - | 4 | 341 |
| 53 | MONTGOMERY COUNTY | 141 | 83 | 9 475 | 8 275 | 719 | 13 907 | 300 | 154 | 10 | 832 | 10 | 233 |
| 54 | WINONA | 84 | 66 | 7 797 | 7 375 | 632 | 12 102 | 256 | 92 | 9 | (O) | 4 | 138 |
| 55 | REMAINDER OF COUNTY | 57 | 17 | 1 678 | 900 | 87 | 1 805 | 44 | 62 | 1 | (D) | 6 | 95 |
| 56 | NESHOMA COUNTY | 148 | 90 | 12 257 | 10 495 | 908 | 18 037 | 393 | 153 | 6 | 842 | 16 | 1 539 |
| 57 | PHILADELPHIA | 119 | 83 | 11 220 | 9 974 | 870 | 17 241 | 372 | 121 | 6 | 842 | 11 | 1 147 |
| 58 | REMAINDER OF COUNTY | 29 | 7 | 1 037 | 521 | 38 | 796 | 21 | 32 | - | - | 5 | 392 |
| 59 | NEWTON COUNTY | 207 | 119 | 13 840 | 12 132 | 1 033 | 20 362 | 414 | 212 | 11 | 1 804 | 13 | 732 |
| 60 | NEWTON | 72 | 48 | 6 111 | 5 711 | 517 | 9 635 | 197 | 69 | 5 | 1 037 | 3 | 159 |
| 61 | REMAINDER OF COUNTY | 135 | 71 | 7 729 | 6 421 | 516 | 10 727 | 217 | 143 | 6 | 767 | 10 | 573 |
| 62 | NOXUBEE COUNTY | 116 | 76 | 8 379 | 7 739 | 582 | 11 068 | 285 | 130 | 6 | 822 | 17 | 1 153 |
| 63 | OKTIBBEHA COUNTY | 186 | 122 | 19 032 | 17 678 | 1 493 | 28 444 | 577 | 192 | 10 | 2 352 | 14 | 1 073 |
| 64 | STARKVILLE | 116 | 94 | 16 835 | 16 329 | 1 397 | 26 641 | 529 | 117 | 6 | 2 234 | 8 | 806 |
| 65 | REMAINDER OF COUNTY | 70 | 28 | 2 197 | 1 349 | 96 | 1 803 | 48 | 75 | 4 | 118 | 6 | 267 |

Standard Notes: - Represents zero. (D) Withheld to avoid disclosure. (NA) Not available. (X) Not applicable.
 *Nonstore retailers, part of SIC major group 53, are shown separately in this table.

Inhabitants or More: 1963—Continued

| Kind-of-business group—continued | | | | | | | | | | | | | | | | | | | Line number |
|----------------------------------|-----------------|----------------------|-----------------|---------------------------|-----------------|---------------------------|-----------------|---|-----------------|-------------------------|-----------------|---------------------------------|-----------------|-------------------------|-----------------|-------------------------|-----------------|----|-------------|
| Food stores | | Automotive dealers | | Gasoline service stations | | Apparel, accessory stores | | Furniture, home furnishings, equipment stores | | Eating, drinking places | | Drug stores, proprietary stores | | Other retail stores | | Nonstore retailers | | | |
| Establishments (number) | Sales (\$1,000) | Establishments (No.) | Sales (\$1,000) | Establishments (number) | Sales (\$1,000) | Establishments (number) | Sales (\$1,000) | Establishments (number) | Sales (\$1,000) | Establishments (number) | Sales (\$1,000) | Establishments (No.) | Sales (\$1,000) | Establishments (number) | Sales (\$1,000) | Establishments (number) | Sales (\$1,000) | | |
| 51 | 3 252 | 8 | 1 468 | 17 | 1 295 | 7 | 448 | 4 | 233 | 15 | 195 | 7 | 450 | 17 | 962 | 4 | 330 | 1 | |
| 27 | 2 172 | 7 | (D) | 10 | 965 | 5 | (D) | 3 | (D) | 10 | 149 | 3 | 332 | 13 | 648 | 2 | (D) | 2 | |
| 24 | 1 080 | 1 | (D) | 7 | 330 | 2 | (D) | 1 | (D) | 5 | 46 | 4 | 118 | 4 | 314 | 2 | (D) | 3 | |
| 9 | 352 | - | - | 1 | (D) | - | - | - | - | - | - | - | - | - | - | - | - | 4 | |
| 42 | 1 918 | 9 | 1 794 | 20 | 976 | 9 | 599 | 8 | 404 | 15 | 142 | 2 | (D) | 10 | 806 | - | - | 5 | |
| 103 | 16 444 | 44 | 9 741 | 75 | 5 730 | 23 | 2 656 | 35 | 2 000 | 109 | 3 698 | 17 | 2 134 | 57 | 3 010 | 18 | 1 041 | 6 | |
| 12 | 1 536 | 7 | 1 559 | 9 | 557 | 4 | 365 | 6 | 439 | 15 | 453 | 2 | (D) | 4 | 264 | 2 | (D) | 7 | |
| 9 | 1 225 | 3 | 179 | 14 | 1 307 | 2 | (D) | 9 | 227 | 20 | 540 | 2 | (D) | 12 | 617 | 2 | (D) | 8 | |
| 45 | 10 500 | 26 | 7 644 | 32 | 2 733 | 15 | 2 098 | 20 | 1 334 | 51 | 1 778 | 12 | 1 276 | 28 | 1 290 | 10 | 1 013 | 9 | |
| 37 | 3 183 | 8 | 359 | 20 | 1 133 | 2 | (D) | - | - | 23 | 927 | 1 | (D) | 13 | 839 | 4 | 14 | 10 | |
| 47 | 2 531 | 9 | 1 406 | 19 | 950 | 3 | (D) | 2 | (D) | 3 | 205 | 5 | 339 | 13 | 762 | 2 | (D) | 11 | |
| 23 | 1 032 | 5 | 904 | 8 | 365 | 1 | (D) | - | - | 6 | 151 | 2 | (D) | 7 | 636 | - | - | 12 | |
| 21 | 1 301 | 5 | 1 465 | 11 | 503 | 7 | 385 | 3 | 43 | 11 | 207 | 4 | 287 | 13 | (D) | 2 | (D) | 13 | |
| 144 | 13 981 | 34 | 10 233 | 79 | 4 904 | 33 | 4 837 | 33 | 2 473 | 70 | 2 151 | 19 | 2 147 | 61 | 5 138 | 11 | 504 | 14 | |
| 18 | 806 | 3 | (D) | 11 | 669 | 2 | (D) | 3 | (D) | 5 | 50 | 2 | (D) | 6 | 489 | - | - | 15 | |
| 71 | 10 729 | 29 | 9 702 | 52 | 3 629 | 31 | (D) | 28 | 2 400 | 49 | 1 735 | 14 | 1 886 | 46 | 4 079 | 8 | (D) | 16 | |
| 55 | 2 446 | 2 | (D) | 16 | 606 | - | - | 2 | (D) | 16 | 366 | 3 | (D) | 9 | 570 | 3 | 106 | 17 | |
| 44 | 1 284 | 4 | 715 | 7 | 217 | 4 | 85 | 1 | (D) | 1 | (D) | 3 | (D) | 2 | (D) | - | - | 18 | |
| 49 | 3 834 | 9 | 3 226 | 21 | 1 839 | 13 | 1 572 | 12 | 788 | 19 | 894 | 5 | 862 | 11 | 1 049 | 9 | 802 | 19 | |
| 24 | 3 354 | 6 | 786 | 19 | (D) | 12 | (D) | 12 | 788 | 14 | 707 | 5 | 862 | 10 | (D) | 7 | (D) | 20 | |
| 25 | 480 | 3 | 2 440 | 2 | (D) | 1 | (D) | - | - | 5 | 187 | - | - | 1 | (D) | 2 | (D) | 21 | |
| 35 | 2 399 | 6 | 1 450 | 26 | 1 150 | 8 | 352 | 11 | 172 | 10 | 185 | 4 | 428 | 5 | 155 | 7 | (D) | 22 | |
| 203 | 16 081 | 48 | 17 283 | 113 | 7 946 | 42 | 7 120 | 39 | 3 643 | 93 | 3 913 | 21 | 2 373 | 70 | 5 344 | 36 | 1 298 | 23 | |
| 129 | 13 135 | 40 | 16 850 | 90 | 5 868 | 40 | (D) | 38 | (D) | 80 | 3 459 | 21 | 2 373 | 64 | 5 065 | 28 | 1 258 | 24 | |
| 74 | 2 946 | 8 | 433 | 23 | 2 078 | 2 | (D) | 1 | (D) | 13 | 454 | - | - | 6 | 279 | 8 | 40 | 25 | |
| 43 | 2 129 | 4 | 1 586 | 13 | 478 | 2 | (D) | 3 | (D) | 5 | 81 | 2 | (D) | 8 | 240 | 6 | 30 | 26 | |
| 63 | 2 283 | 10 | 1 547 | 15 | 747 | 12 | 801 | 4 | 253 | 13 | 247 | 7 | 333 | 9 | 1 323 | 6 | 26 | 27 | |
| 140 | 11 526 | 53 | 14 746 | 68 | 5 272 | 32 | 3 767 | 34 | 3 115 | 38 | 1 634 | 11 | 1 584 | 47 | 3 948 | 22 | 1 640 | 28 | |
| 61 | 7 676 | 39 | 13 560 | 41 | 3 442 | 26 | 3 652 | 26 | 2 782 | 29 | 1 490 | 7 | 1 424 | 34 | 3 226 | 18 | 1 630 | 29 | |
| 79 | 3 850 | 14 | 1 186 | 27 | 1 830 | 6 | 115 | 8 | 333 | 9 | 144 | 4 | 160 | 13 | 722 | 4 | 10 | 30 | |
| 126 | 10 915 | 29 | 11 664 | 40 | 2 975 | 29 | 3 155 | 21 | 2 297 | 47 | 1 464 | 7 | 1 461 | 46 | 7 201 | 7 | 1 430 | 31 | |
| 66 | 8 843 | 26 | 11 445 | 33 | 2 719 | 23 | 3 006 | 19 | (D) | 43 | 1 319 | 5 | (D) | 38 | 6 564 | 7 | 1 430 | 32 | |
| 60 | 2 072 | 3 | 219 | 7 | 256 | 6 | 149 | 2 | (D) | 4 | 145 | 2 | (D) | 8 | 637 | - | - | 33 | |
| 78 | 7 377 | 17 | 6 469 | 33 | 2 314 | 24 | 1 842 | 13 | 917 | 21 | 481 | 6 | 1 207 | 23 | 2 712 | 13 | 799 | 34 | |
| 42 | 5 155 | 16 | (D) | 27 | 1 885 | 24 | 1 842 | 13 | 917 | 20 | (D) | 6 | 1 207 | 21 | (D) | 10 | 771 | 35 | |
| 36 | 2 222 | 1 | (D) | 6 | 429 | - | - | - | - | 1 | (D) | - | - | 2 | (D) | 3 | 28 | 36 | |
| 121 | 10 226 | 35 | 10 384 | 57 | 3 408 | 22 | 3 608 | 26 | 2 986 | 79 | 2 915 | 13 | 1 238 | 42 | 2 233 | 20 | 1 586 | 37 | |
| 82 | 8 959 | 31 | 9 831 | 41 | 2 635 | 22 | 3 608 | 23 | 2 706 | 56 | 2 115 | 10 | 1 124 | 30 | 1 752 | 12 | (D) | 38 | |
| 39 | 1 267 | 4 | 553 | 16 | 773 | - | - | 3 | 280 | 23 | 800 | 3 | 114 | 12 | 481 | 8 | 36 | 39 | |
| 71 | 5 802 | 13 | 6 247 | 28 | 2 120 | 13 | 1 300 | 10 | 791 | 28 | 738 | 6 | 371 | 19 | 1 196 | 11 | 447 | 40 | |
| 36 | 4 612 | 8 | 4 624 | 17 | 1 157 | 13 | 1 300 | 9 | (D) | 20 | 364 | 5 | (D) | 14 | 1 023 | 6 | 392 | 41 | |
| 35 | 1 190 | 5 | 1 623 | 11 | 963 | - | - | 1 | (D) | 8 | 374 | 1 | (D) | 5 | 173 | 5 | 55 | 42 | |
| 70 | 4 603 | 12 | 2 685 | 22 | 1 229 | 10 | 1 041 | 18 | 766 | 25 | 606 | 5 | 805 | 18 | 1 882 | 6 | 589 | 43 | |
| 28 | 3 399 | 11 | (D) | 16 | 806 | 10 | 1 041 | 12 | 669 | 21 | 490 | 5 | 805 | 14 | (D) | 6 | 589 | 44 | |
| 42 | 1 204 | 1 | (D) | 6 | 423 | - | - | 6 | 97 | 4 | 116 | - | - | 4 | (D) | - | - | 45 | |
| 74 | 3 166 | 7 | 1 106 | 21 | 1 093 | 13 | 650 | 2 | (D) | 15 | 369 | 6 | 437 | 14 | 1 029 | 7 | (D) | 46 | |
| 31 | 1 920 | 6 | (D) | 12 | 667 | 11 | (D) | 2 | (D) | 11 | 320 | 4 | (D) | 9 | 708 | 1 | (D) | 47 | |
| 43 | 1 246 | 1 | (D) | 9 | 426 | 2 | (D) | - | - | 4 | 49 | 2 | (D) | 5 | 321 | 6 | (D) | 48 | |
| 116 | 7 303 | 34 | 5 760 | 31 | 1 735 | 22 | 1 365 | 18 | 1 460 | 25 | 524 | 9 | 1 044 | 31 | 1 933 | 15 | 826 | 49 | |
| 35 | 2 521 | 10 | 2 706 | 15 | 799 | 6 | 542 | 8 | (D) | 5 | 180 | 4 | (D) | 9 | 857 | 8 | 430 | 50 | |
| 22 | 2 573 | 14 | 2 850 | 13 | (D) | 12 | 783 | 8 | 791 | 15 | 282 | 4 | 546 | 14 | 574 | 5 | (D) | 51 | |
| 59 | 2 209 | 10 | 204 | 3 | (D) | 4 | 40 | 2 | (D) | 5 | 62 | 1 | (D) | 8 | 502 | 2 | (D) | 52 | |
| 38 | 2 665 | 7 | 1 797 | 22 | 983 | 8 | 878 | 8 | 452 | 13 | 376 | 2 | (D) | 17 | 890 | 6 | (D) | 53 | |
| 11 | 1 895 | 7 | 1 797 | 11 | 610 | 7 | 822 | 7 | (D) | 8 | 236 | 2 | (D) | 16 | (D) | 2 | (D) | 54 | |
| 27 | 770 | - | - | 11 | 373 | 1 | (D) | 1 | (D) | 5 | 140 | - | (D) | 1 | (D) | 4 | (D) | 55 | |
| 48 | 3 287 | 19 | 1 983 | 19 | 945 | 6 | 933 | 5 | 448 | 8 | 236 | 3 | 541 | 13 | 1 186 | 5 | 317 | 56 | |
| 36 | 3 035 | 15 | 1 741 | 16 | 866 | 6 | 933 | 5 | 448 | 6 | (D) | 3 | 541 | 12 | (D) | 3 | (D) | 57 | |
| 12 | 252 | 4 | 242 | 3 | 79 | - | - | - | - | 2 | (D) | - | - | 1 | (D) | 2 | (D) | 58 | |
| 67 | 3 800 | 16 | 2 787 | 32 | 1 452 | 10 | 870 | 12 | 467 | 11 | 348 | 6 | 571 | 23 | 973 | 6 | 36 | 59 | |
| 16 | 1 388 | 5 | 1 080 | 17 | 773 | 4 | 549 | 6 | 221 | 5 | 212 | 3 | 238 | 8 | 454 | - | - | 60 | |
| 51 | 2 412 | 11 | 1 707 | 15 | 679 | 6 | 321 | 6 | 246 | 6 | 136 | 3 | 333 | 15 | 519 | 6 | 36 | 61 | |
| 42 | 2 421 | 8 | 1 061 | 12 | 704 | 7 | 419 | 3 | (D) | 3 | (D) | 5 | 433 | 8 | 920 | 5 | 48 | 62 | |
| 51 | 4 213 | 11 | 3 383 | 22 | 1 851 | 17 | 1 535 | 5 | 612 | 23 | 822 | 5 | 543 | 23 | 2 179 | 5 | 469 | 63 | |
| 20 | 3 269 | 10 | (D) | 17 | 1 691 | 16 | (D) | 5 | 612 | 12 | 646 | 3 | (D) | 16 | 1 769 | 3 | (D) | 64 | |
| 31 | 944 | 1 | (D) | 5 | 160 | 1 | (D) | - | - | 11 | 176 | 2 | (D) | 7 | 410 | 2 | (D) | 65 | |

TABLE 3. Counties; Cities of 2,500

| Line number | County and city | Total | | | | | | | Kind-of-business group | | | | |
|-------------|-------------------------------|----------------|--------------|---------------------------|-----------------------------|----------------------|---|--|---|--|-----------|------------------------------------|-------|
| | | Establishments | | Sales | | Payroll, entire year | Payroll, workweek ended nearest Nov. 15 | Paid employees, workweek ended nearest Nov. 15 | Active proprietors of unincorporated businesses | Lumber, building matis., hardware, farm equip. dealers | | General merchandise group stores * | |
| | | Total | With payroll | Total, all establishments | Establishments with payroll | | | | | Establishments | Sales | Establishments | Sales |
| (number) | (number) | (\$1,000) | (\$1,000) | (\$1,000) | (dollars) | (number) | (number) | (number) | (\$1,000) | (number) | (\$1,000) | | |
| 1 | PANOLA COUNTY | 252 | 148 | 25 134 | 23 424 | 1 698 | 32 763 | 642 | 259 | 15 | 4 439 | 26 | 1 056 |
| 2 | BATESVILLE | 90 | 70 | 12 573 | 12 229 | 848 | 16 331 | 351 | 96 | 7 | 2 136 | 5 | 441 |
| 3 | REMAINDER OF COUNTY | 162 | 78 | 12 561 | 11 195 | 850 | 16 432 | 291 | 163 | 8 | 2 303 | 21 | 615 |
| 4 | PEARL RIVER COUNTY | 228 | 130 | 20 520 | 17 588 | 1 566 | 32 109 | 605 | 217 | 8 | 1 085 | 17 | 1 841 |
| 5 | PICAYUNE | 131 | 85 | 13 515 | 12 079 | 1 081 | 23 218 | 428 | 127 | 2 | (0) | 10 | 1 286 |
| 6 | REMAINDER OF COUNTY | 97 | 45 | 7 005 | 5 509 | 485 | 8 891 | 177 | 90 | 6 | (0) | 7 | 555 |
| 7 | PERRY COUNTY | 72 | 28 | 4 393 | 3 585 | 303 | 5 812 | 117 | 69 | - | - | 7 | 1 322 |
| 8 | PIKE COUNTY | 377 | 227 | 35 259 | 32 609 | 3 195 | 61 083 | 1 155 | 356 | 20 | 2 334 | 20 | 2 776 |
| 9 | MCCOMB | 213 | 155 | 26 294 | 25 568 | 2 645 | 51 123 | 894 | 187 | 11 | 1 592 | 11 | 2 441 |
| 10 | REMAINDER OF COUNTY | 164 | 72 | 8 965 | 7 041 | 550 | 9 960 | 261 | 169 | 9 | 742 | 9 | 335 |
| 11 | PONTOTOC COUNTY | 162 | 62 | 13 438 | 10 828 | 888 | 15 737 | 308 | 174 | 9 | 2 098 | 8 | 644 |
| 12 | PRENTISS COUNTY | 175 | 99 | 14 132 | 11 930 | 873 | 14 931 | 348 | 194 | 12 | 1 349 | 13 | 1 134 |
| 13 | BOONEVILLE | 118 | 78 | 10 313 | 9 385 | 712 | 11 710 | 257 | 130 | 10 | (0) | 8 | 825 |
| 14 | REMAINDER OF COUNTY | 57 | 21 | 3 819 | 2 545 | 161 | 3 221 | 91 | 64 | 2 | (0) | 5 | 309 |
| 15 | QUITMAN COUNTY | 150 | 78 | 11 313 | 9 679 | 894 | 16 537 | 328 | 145 | 8 | 2 069 | 11 | 624 |
| 16 | MARKS | 56 | 42 | 6 124 | 5 864 | 602 | 11 429 | 210 | 49 | 5 | 1 286 | 6 | 320 |
| 17 | REMAINDER OF COUNTY | 94 | 36 | 5 189 | 3 815 | 292 | 5 108 | 118 | 96 | 3 | 783 | 5 | 304 |
| 18 | RANKIN COUNTY | 200 | 132 | 18 543 | 17 219 | 1 422 | 26 755 | 498 | 186 | 9 | 745 | 17 | 780 |
| 19 | SCOTT COUNTY | 218 | 130 | 20 936 | 18 304 | 1 702 | 32 602 | 571 | 223 | 9 | 1 622 | 20 | 837 |
| 20 | FOREST | 107 | 77 | 12 221 | 11 445 | 1 093 | 21 160 | 360 | 103 | 7 | (0) | 7 | 373 |
| 21 | REMAINDER OF COUNTY | 111 | 53 | 8 715 | 6 859 | 609 | 11 442 | 211 | 120 | 2 | (0) | 13 | 464 |
| 22 | SHARKEY COUNTY | 99 | 55 | 9 133 | 8 435 | 902 | 15 303 | 230 | 93 | 8 | 3 821 | 9 | 674 |
| 23 | SIMPSON COUNTY | 190 | 102 | 13 382 | 11 418 | 994 | 18 621 | 386 | 190 | 9 | 1 238 | 23 | 2 096 |
| 24 | SMITH COUNTY | 78 | 50 | 5 949 | 5 165 | 358 | 7 421 | 136 | 76 | 4 | 326 | 11 | 429 |
| 25 | STONE COUNTY | 77 | 49 | 6 951 | 6 065 | 564 | 10 674 | 200 | 78 | 2 | (0) | 5 | (0) |
| 26 | SUNFLOWER COUNTY | 312 | 200 | 29 497 | 26 921 | 2 473 | 50 521 | 862 | 305 | 17 | 6 423 | 18 | 1 336 |
| 27 | INOIANOLA | 103 | 75 | 14 862 | 14 288 | 1 393 | 29 789 | 455 | 90 | 8 | 3 888 | 5 | 532 |
| 28 | REMAINDER OF COUNTY | 209 | 125 | 14 635 | 12 633 | 1 080 | 20 732 | 407 | 215 | 9 | 2 535 | 13 | 804 |
| 29 | TALLAHATCHIE COUNTY | 156 | 84 | 12 276 | 10 688 | 760 | 14 213 | 299 | 160 | 12 | 3 490 | 9 | 530 |
| 30 | CHARLESTON | 46 | 34 | 6 028 | 5 812 | 407 | 7 178 | 166 | 51 | 7 | 1 638 | 2 | (0) |
| 31 | REMAINDER OF COUNTY | 110 | 50 | 6 248 | 4 876 | 353 | 7 235 | 133 | 109 | 5 | 1 852 | 7 | (0) |
| 32 | TATE COUNTY | 171 | 93 | 12 886 | 11 354 | 1 060 | 20 469 | 395 | 176 | 10 | 1 271 | 20 | 1 392 |
| 33 | SENATOBIA | 83 | 55 | 7 372 | 6 786 | 659 | 12 566 | 269 | 83 | 5 | 612 | 7 | 400 |
| 34 | REMAINDER OF COUNTY | 88 | 38 | 5 514 | 4 568 | 401 | 7 909 | 126 | 93 | 5 | 659 | 13 | 992 |
| 35 | TIPPAH COUNTY | 203 | 89 | 11 067 | 8 599 | 660 | 12 226 | 271 | 221 | 7 | 1 216 | 17 | 930 |
| 36 | RIPLY | 109 | 61 | 8 047 | 7 147 | 570 | 10 430 | 220 | 122 | 6 | (0) | 6 | 495 |
| 37 | REMAINDER OF COUNTY | 94 | 28 | 3 020 | 1 452 | 90 | 1 796 | 51 | 99 | 1 | (0) | 11 | 435 |
| 38 | TISHOMINGO COUNTY | 178 | 74 | 10 892 | 8 628 | 535 | 11 362 | 256 | 189 | 6 | 1 512 | 9 | 503 |
| 39 | TUNICA COUNTY | 107 | 71 | 12 059 | 11 319 | 1 058 | 20 015 | 327 | 107 | 9 | 4 013 | 11 | 543 |
| 40 | UNION COUNTY | 195 | 105 | 16 043 | 13 955 | 1 181 | 23 136 | 505 | 218 | 11 | 1 972 | 8 | 754 |
| 41 | NEW ALBANY | 122 | 96 | 14 101 | 13 469 | 1 127 | 22 328 | 486 | 138 | 9 | (0) | 6 | (0) |
| 42 | REMAINDER OF COUNTY | 73 | 9 | 1 942 | 486 | 54 | 808 | 19 | 80 | 2 | (0) | 2 | (0) |
| 43 | WALTHALL COUNTY | 98 | 58 | 8 979 | 8 005 | 670 | 12 494 | 263 | 98 | 6 | 1 257 | 12 | 885 |
| 44 | WARREN COUNTY | 409 | 281 | 48 671 | 46 045 | 4 987 | 95 825 | 1 706 | 352 | 14 | 2 895 | 14 | 5 502 |
| 45 | VICKSBURG | 361 | 249 | 46 104 | 43 998 | 4 759 | 91 580 | 1 613 | 302 | 13 | (0) | 12 | (0) |
| 46 | REMAINDER OF COUNTY | 48 | 32 | 2 567 | 2 047 | 228 | 4 245 | 93 | 50 | 1 | (0) | 2 | (0) |
| 47 | WASHINGTON COUNTY | 627 | 443 | 79 004 | 74 462 | 7 887 | 151 238 | 2 600 | 601 | 21 | 8 469 | 44 | 6 359 |
| 48 | GREENVILLE | 407 | 301 | 60 316 | 57 998 | 6 164 | 118 390 | 2 029 | 390 | 13 | 4 013 | 23 | 5 321 |
| 49 | HOLLANDALE | 43 | 31 | 3 712 | 3 130 | 305 | 5 884 | 129 | 37 | 2 | (0) | 5 | 331 |
| 50 | LELANO | 84 | 66 | 7 420 | 7 186 | 696 | 13 107 | 242 | 80 | 4 | (0) | 4 | 199 |
| 51 | REMAINDER OF COUNTY | 93 | 45 | 7 556 | 6 148 | 722 | 13 857 | 200 | 94 | 2 | (0) | 12 | 508 |
| 52 | WAYNE COUNTY | 145 | 85 | 11 116 | 9 670 | 935 | 17 435 | 367 | 144 | 9 | 1 183 | 7 | 484 |
| 53 | WAYNESBORO | 111 | 75 | 9 761 | 8 785 | 792 | 14 483 | 306 | 110 | 9 | 1 183 | 4 | 294 |
| 54 | REMAINDER OF COUNTY | 34 | 10 | 1 355 | 885 | 143 | 2 952 | 61 | 34 | - | - | 3 | 190 |
| 55 | WEBSTER COUNTY | 86 | 60 | 7 631 | 7 125 | 530 | 11 151 | 234 | 89 | 3 | 542 | 12 | 743 |
| 56 | WILKINSON COUNTY | 107 | 71 | 7 731 | 7 133 | 602 | 11 466 | 234 | 116 | 8 | 1 647 | 11 | 989 |
| 57 | WINSTON COUNTY | 167 | 107 | 12 569 | 11 601 | 1 005 | 20 226 | 427 | 174 | 13 | 972 | 12 | 1 039 |
| 58 | LOUISVILLE | 125 | 91 | 11 497 | 10 951 | 969 | 19 649 | 407 | 128 | 9 | 940 | 7 | 907 |
| 59 | REMAINDER OF COUNTY | 42 | 16 | 1 072 | 650 | 36 | 577 | 20 | 46 | 4 | 32 | 5 | 132 |
| 60 | YALOBUSHA COUNTY | 138 | 82 | 9 045 | 7 803 | 666 | 12 378 | 288 | 146 | 10 | 1 007 | 16 | 1 138 |
| 61 | WATER VALLEY | 70 | 50 | 5 634 | 5 120 | 449 | 8 268 | 197 | 74 | 5 | 510 | 6 | 247 |
| 62 | REMAINDER OF COUNTY | 68 | 32 | 3 411 | 2 683 | 217 | 4 110 | 91 | 72 | 5 | 497 | 10 | 891 |
| 63 | YAZOO COUNTY | 258 | 170 | 27 301 | 25 495 | 2 385 | 46 583 | 851 | 252 | 11 | 4 326 | 15 | 1 481 |
| 64 | YAZOO CITY | 184 | 140 | 24 031 | 23 233 | 2 222 | 43 536 | 785 | 170 | 11 | 4 326 | 7 | 820 |
| 65 | REMAINDER OF COUNTY | 74 | 30 | 3 270 | 2 262 | 163 | 3 047 | 66 | 82 | - | - | 8 | 661 |

Standard Notes: - Represents zero. (D) Withheld to avoid disclosure. (NA) Not available. (X) Not applicable.
 *Nonstore retailers, part of SIC major group 53, are shown separately in this table.

Inhabitants or More: 1963-Continued

| Kind-of-business group - continued | | | | | | | | | | | | | | | | | | Line number |
|--------------------------------------|--------------------|-----------------------------------|--------------------|--------------------------------------|--------------------|--------------------------------------|--------------------|---|--------------------|--------------------------------------|--------------------|-----------------------------------|--------------------|--------------------------------------|--------------------|--------------------------------------|--------------------|-------------|
| Food stores | | Automotive dealers | | Gasoline service stations | | Apparel, accessory stores | | Furniture, home furnishings, equipment stores | | Eating, drinking places | | Drug stores, proprietary stores | | Other retail stores | | Nonstore retailers * | | |
| Estab- lish- ments (number) | Sales (\$1,000) | Estab- lish- ments (No.) | Sales (\$1,000) | Estab- lish- ments (number) | Sales (\$1,000) | Estab- lish- ments (number) | Sales (\$1,000) | Estab- lish- ments (number) | Sales (\$1,000) | Estab- lish- ments (number) | Sales (\$1,000) | Estab- lish- ments (No.) | Sales (\$1,000) | Estab- lish- ments (number) | Sales (\$1,000) | Estab- lish- ments (number) | Sales (\$1,000) | |
| 77 | 5 819 | 15 | 7 047 | 39 | 1 832 | 17 | 1 160 | 12 | 466 | 11 | 193 | 9 | 650 | 22 | 2 279 | 9 | 193 | 1 |
| 21 | 3 098 | 3 | 2 098 | 20 | 1 064 | 6 | 785 | 7 | 426 | 5 | 100 | 4 | 450 | 11 | (D) | 1 | (D) | 2 |
| 56 | 2 721 | 12 | 4 949 | 19 | 768 | 11 | 375 | 5 | 40 | 6 | 93 | 5 | 200 | 11 | 447 | 8 | (D) | 3 |
| 68 | 5 076 | 15 | 4 894 | 26 | 1 652 | 18 | 855 | 15 | 1 174 | 30 | 794 | 9 | 934 | 18 | 1 657 | 4 | 558 | 4 |
| 27 | 3 073 | 11 | 3 931 | 15 | 1 000 | 15 | 664 | 12 | 1 095 | 20 | 462 | 7 | (D) | 10 | 514 | 2 | (D) | 5 |
| 41 | 2 003 | 4 | 963 | 11 | 652 | 3 | 191 | 3 | 79 | 10 | 332 | 2 | (D) | 8 | 1 143 | 2 | (D) | 6 |
| 39 | 1 488 | 3 | (D) | 13 | 502 | 3 | 120 | 1 | (D) | 2 | (D) | 2 | (D) | 2 | (D) | - | - | 7 |
| 94 | 8 175 | 25 | 7 289 | 47 | 3 205 | 25 | 2 126 | 27 | 1 688 | 41 | 961 | 13 | 1 285 | 46 | 4 407 | 19 | 1 013 | 8 |
| 35 | 5 092 | 18 | 6 786 | 23 | 1 531 | 17 | 1 862 | 27 | (D) | 25 | 729 | 9 | 984 | 25 | 2 622 | 12 | (D) | 9 |
| 59 | 3 083 | 7 | 503 | 24 | 1 674 | 8 | 264 | - | (D) | 16 | 232 | 4 | 301 | 21 | 1 785 | 7 | (D) | 10 |
| 68 | 2 953 | 15 | 3 701 | 15 | 1 085 | 6 | 322 | 5 | 452 | 11 | 159 | 4 | 500 | 19 | (D) | 2 | (D) | 11 |
| 55 | 3 982 | 18 | 2 971 | 18 | 1 130 | 12 | 759 | 9 | 505 | 9 | 156 | 7 | 801 | 21 | (D) | 1 | (D) | 12 |
| 21 | 1 914 | 14 | 2 835 | 15 | 980 | 11 | (D) | 6 | (D) | 8 | (D) | 5 | (D) | 19 | 1 203 | 1 | (D) | 13 |
| 34 | 2 068 | 4 | 136 | 3 | 150 | 1 | (D) | 3 | (D) | 1 | (D) | 2 | (D) | 2 | (D) | - | - | 14 |
| 56 | 2 890 | 10 | 1 793 | 19 | 737 | 9 | 614 | 9 | 549 | 14 | 180 | 4 | 473 | 8 | (D) | 2 | (D) | 15 |
| 8 | 1 329 | 4 | 1 033 | 8 | 385 | 6 | 384 | 6 | 409 | 7 | 118 | 2 | (D) | 4 | (D) | - | - | 16 |
| 48 | 1 561 | 6 | 760 | 11 | 352 | 3 | 230 | 3 | 140 | 7 | 62 | 2 | (D) | 4 | (D) | 2 | (D) | 17 |
| 56 | 5 679 | 12 | 3 222 | 40 | 2 893 | 4 | 125 | 9 | 917 | 20 | 591 | 8 | 784 | 17 | 2 733 | 8 | 74 | 18 |
| 75 | 5 441 | 15 | 5 499 | 25 | 1 740 | 11 | 943 | 13 | 596 | 18 | 454 | 9 | 609 | 19 | 3 135 | 4 | 60 | 19 |
| 28 | 1 951 | 9 | 3 527 | 12 | 907 | 7 | 581 | 8 | 433 | 11 | 245 | 4 | 348 | 13 | 2 588 | 1 | (D) | 20 |
| 47 | 3 490 | 6 | 1 972 | 13 | 833 | 4 | 362 | 5 | 163 | 7 | 209 | 5 | 261 | 6 | 547 | 3 | (D) | 21 |
| 31 | 1 574 | 7 | 527 | 11 | 619 | 6 | 226 | 2 | (D) | 11 | 184 | 3 | (D) | 11 | 1 151 | - | - | 22 |
| 65 | 2 533 | 7 | 3 325 | 26 | 1 148 | 10 | 810 | 9 | 434 | 16 | 253 | 6 | 375 | 16 | 958 | 3 | 212 | 23 |
| 23 | 1 667 | 6 | 1 778 | 7 | 301 | 2 | (D) | 5 | 232 | 5 | 46 | 6 | 255 | 9 | (D) | - | - | 24 |
| 16 | 1 134 | 7 | 1 481 | 19 | 1 239 | 5 | 204 | 2 | (D) | 10 | 241 | 2 | (D) | 7 | 617 | 2 | (D) | 25 |
| 104 | 6 999 | 13 | 6 636 | 33 | 1 997 | 31 | 1 540 | 15 | 642 | 26 | 612 | 11 | 797 | 33 | 1 910 | 11 | 605 | 26 |
| 23 | 2 406 | 8 | (D) | 10 | 671 | 12 | 939 | 9 | 381 | 9 | 288 | 4 | 315 | 10 | 430 | 5 | (D) | 27 |
| 81 | 4 593 | 5 | (D) | 23 | 1 326 | 19 | 601 | 6 | 261 | 17 | 324 | 7 | 482 | 23 | 1 480 | 6 | (D) | 28 |
| 62 | 3 299 | 10 | 1 422 | 20 | 1 526 | 8 | 752 | 3 | 421 | 8 | 146 | 5 | 373 | 13 | 291 | 6 | 26 | 29 |
| 8 | 1 192 | 4 | 746 | 5 | 1 029 | 4 | 492 | 2 | (D) | 3 | 68 | 2 | (D) | 9 | 157 | - | - | 30 |
| 54 | 2 107 | 6 | 676 | 15 | 497 | 4 | 260 | 1 | (D) | 5 | 78 | 3 | (D) | 4 | 134 | 6 | 26 | 31 |
| 68 | 3 184 | 11 | 2 856 | 15 | 1 172 | 9 | 862 | 5 | 217 | 10 | 375 | 3 | 359 | 12 | 1 064 | 8 | 134 | 32 |
| 21 | 1 483 | 7 | 1 928 | 12 | 916 | 9 | 862 | 3 | (D) | 5 | 253 | 2 | (D) | 8 | 376 | 4 | 120 | 33 |
| 47 | 1 701 | 4 | 928 | 3 | 256 | - | - | 2 | (D) | 5 | 122 | 1 | (D) | 4 | 688 | 4 | 14 | 34 |
| 70 | 3 298 | 21 | 1 990 | 29 | 1 321 | 12 | 533 | 9 | 553 | 14 | 217 | 4 | 344 | 13 | 607 | 7 | 58 | 35 |
| 31 | 1 868 | 13 | 1 758 | 15 | 826 | 7 | 504 | 8 | (D) | 7 | 130 | 3 | (D) | 11 | (D) | 2 | (D) | 36 |
| 39 | 1 430 | 8 | 232 | 14 | 495 | 5 | 1 | 1 | (D) | 7 | 87 | 1 | (D) | 2 | (D) | 5 | (D) | 37 |
| 69 | 3 158 | 14 | 2 565 | 24 | 742 | 12 | 545 | 7 | 581 | 17 | 189 | 4 | 409 | 10 | 668 | 6 | 20 | 38 |
| 33 | 2 401 | 7 | 1 383 | 12 | 931 | 7 | 407 | 2 | (D) | 8 | 248 | 3 | 222 | 15 | (D) | - | - | 39 |
| 74 | 4 566 | 15 | 3 100 | 25 | 979 | 11 | 1 150 | 3 | (D) | 17 | 444 | 4 | 636 | 18 | 1 766 | 9 | (D) | 40 |
| 24 | 3 376 | 13 | (D) | 17 | 803 | 11 | 1 150 | 3 | (D) | 14 | 417 | 4 | 636 | 16 | (D) | 5 | 411 | 41 |
| 50 | 1 190 | 2 | (D) | 8 | 176 | - | - | - | - | 3 | 27 | - | - | 2 | (D) | 4 | (D) | 42 |
| 31 | 1 859 | 7 | 1 822 | 10 | 568 | 5 | 262 | 5 | 242 | 6 | 210 | 3 | 370 | 10 | 1 446 | 3 | 58 | 43 |
| 124 | 13 492 | 19 | 8 517 | 49 | 4 840 | 36 | 3 197 | 17 | 1 261 | 55 | 2 558 | 7 | 980 | 54 | 5 224 | 20 | 205 | 44 |
| 97 | 12 235 | 16 | (D) | 44 | 4 532 | 36 | 3 197 | 17 | 1 261 | 48 | 2 140 | 7 | 980 | 51 | 5 189 | 20 | 205 | 45 |
| 27 | 1 257 | 3 | (D) | 5 | 308 | - | - | - | - | 7 | 418 | - | - | 3 | 35 | - | - | 46 |
| 192 | 18 517 | 47 | 17 474 | 65 | 5 205 | 53 | 7 534 | 42 | 4 424 | 70 | 2 213 | 15 | 2 180 | 57 | 6 244 | 21 | 385 | 47 |
| 112 | 13 436 | 30 | 14 901 | 46 | 3 639 | 40 | 6 946 | 33 | 3 660 | 56 | 1 971 | 10 | 1 729 | 33 | 4 397 | 11 | 303 | 48 |
| 11 | 1 137 | 5 | 331 | 4 | 297 | 4 | 105 | 4 | 314 | 3 | 76 | 1 | (D) | 4 | - | - | - | 49 |
| 27 | 1 958 | 7 | 1 582 | 8 | 674 | 8 | (D) | 5 | 450 | 9 | (D) | 2 | (D) | 8 | 709 | 2 | (D) | 50 |
| 42 | 1 986 | 5 | 660 | 7 | 595 | 1 | (D) | - | - | 2 | (D) | 2 | (D) | 12 | (D) | 2 | (D) | 51 |
| 49 | 3 220 | 8 | 1 505 | 24 | 1 301 | 11 | 796 | 7 | 625 | 9 | 281 | 4 | 348 | 16 | (D) | 1 | (D) | 52 |
| 28 | 2 652 | 8 | 1 505 | 22 | (D) | 7 | 770 | 7 | 625 | 9 | 281 | 4 | 348 | 13 | (D) | - | - | 53 |
| 21 | 568 | - | - | 2 | (D) | 4 | 26 | - | - | - | - | - | - | 3 | (D) | 1 | (D) | 54 |
| 17 | 1 481 | 9 | 2 172 | 15 | 769 | 7 | 416 | 6 | 270 | 4 | 59 | 3 | 197 | 10 | 982 | - | - | 55 |
| 26 | 1 517 | 8 | 1 788 | 18 | 910 | 12 | 157 | 2 | (D) | 13 | 312 | 4 | 159 | - | - | 5 | 96 | 56 |
| 51 | 2 964 | 10 | 2 480 | 20 | 1 190 | 6 | 564 | 9 | 675 | 16 | 290 | 5 | 538 | 22 | 1 449 | 3 | 408 | 57 |
| 31 | 2 355 | 8 | (D) | 16 | 1 020 | 6 | 564 | 9 | 675 | 16 | 290 | 4 | (D) | 16 | 1 409 | 3 | (D) | 58 |
| 30 | 609 | 2 | (D) | 4 | 170 | - | - | - | - | - | - | 1 | (D) | 6 | 40 | - | - | 59 |
| 46 | 2 395 | 10 | 1 397 | 15 | 952 | 5 | 522 | 7 | 342 | 6 | (D) | 6 | 397 | 15 | 717 | 2 | (D) | 60 |
| 18 | 1 567 | 7 | 1 369 | 6 | 474 | 5 | 522 | 6 | (D) | 5 | (D) | 3 | 275 | 9 | 246 | - | - | 61 |
| 28 | 828 | 3 | 28 | 9 | 478 | - | - | 1 | (D) | 1 | (D) | 3 | 122 | 6 | 471 | 2 | (D) | 62 |
| 89 | 6 713 | 18 | 5 080 | 33 | 2 452 | 20 | 1 645 | 14 | 766 | 22 | 647 | 10 | 851 | 23 | 2 855 | 3 | 485 | 63 |
| 43 | 5 462 | 18 | 5 080 | 23 | 1 437 | 18 | (D) | 14 | 766 | 20 | (D) | 8 | (D) | 21 | (D) | 1 | (D) | 64 |
| 46 | 1 251 | - | - | 10 | 1 015 | 2 | (D) | - | - | 2 | (D) | 2 | (D) | 2 | (D) | 2 | (D) | 65 |

TABLE 4. Standard Metropolitan Statistical Areas: 1963

| SIC code | Standard metropolitan statistical area and kind of business | Establishments | | Sales | | Payroll, entire year (\$1,000) | Payroll, workweek ended nearest Nov. 15 (dollars) | Paid employees, workweek ended nearest Nov. 15 (number) | Active proprietors of unincorporated businesses (number) |
|---------------------|--|--|--------------|---------------------------|-----------------------------|--------------------------------|---|---|--|
| | | Total | With payroll | Total, all establishments | Establishments with payroll | | | | |
| | | (number) | (number) | (\$1,000) | (\$1,000) | | | | |
| JACKSON SMSA | | Consists of Hinds and Rankin Counties, Miss. | | | | | | | |
| | RETAIL TRADE, TOTAL | 1 717 | 1 263 | 265 670 | 257 462 | 28 924 | 541 983 | 9 026 | 1 437 |
| | LUMBER, BUILDING MATERIALS, HARDWARE, FARM EQUIPMENT DEALERS | | | | | | | | |
| | TOTAL | 60 | 52 | 13 428 | 13 210 | 1 346 | 24 567 | 311 | 37 |
| 521 | LUMBER YARDS | 10 | 10 | 7 069 | 7 069 | 623 | 11 594 | 119 | 2 |
| | BUILDING MATERIALS DEALERS | 12 | 10 | 1 878 | 1 732 | 224 | 3 707 | 58 | 9 |
| 522 | HEATING, PLUMBING EQUIPMENT DEALERS | 3 | 3 | (D) | (D) | (D) | (D) | (D) | (D) |
| 523 | PAINT, GLASS, WALLPAPER STORES | 10 | 8 | 599 | 585 | 104 | 2 046 | 31 | 6 |
| 524 | ELECTRICAL SUPPLY STORES | 1 | 1 | (D) | (D) | (D) | (D) | (D) | (D) |
| 5251 | HARDWARE STORES | 18 | 14 | 1 490 | 1 432 | 168 | 3 359 | 56 | 15 |
| 5252 | FARM EQUIPMENT DEALERS | 6 | 6 | 1 196 | 1 196 | 141 | 2 435 | 34 | 3 |
| | GENERAL MERCHANDISE GROUP STORES* | | | | | | | | |
| | TOTAL | 93 | 71 | 27 183 | 26 653 | 3 857 | 77 736 | 1 215 | 68 |
| 53 PART* | DEPARTMENT STORES | 3 | 3 | 16 535 | 16 535 | 2 561 | 54 050 | 679 | - |
| 533 | LIMITED PRICE VARIETY STORES | 31 | 27 | 5 487 | 5 475 | 757 | 14 236 | 357 | 15 |
| 539 | GENERAL MERCHANDISE STORES | 47 | 33 | 4 702 | 4 222 | 486 | 8 692 | 164 | 41 |
| | DRY GOODS STORES | 9 | 7 | 436 | (D) | (D) | (D) | (D) | (D) |
| | SEWING, NEEDLEWORK STORES | 3 | 1 | 23 | (D) | (D) | (D) | (D) | (D) |
| | FOOD STORES | | | | | | | | |
| | TOTAL | 357 | 193 | 58 648 | 54 934 | 3 619 | 73 009 | 1 364 | 345 |
| 541 | GROCERY STORES, INCLUDING DELICATESSENS | 332 | 180 | 57 689 | 54 221 | 3 543 | 71 744 | 1 334 | 323 |
| 542 | MEAT MARKETS | - | - | - | - | - | - | - | - |
| | FISH (SEAFOOD) MARKETS | 1 | 1 | (D) | (D) | (D) | (D) | (D) | (D) |
| 543 | FRUIT STORES, VEGETABLE MARKETS | 10 | 2 | 263 | (D) | (D) | (D) | (D) | (D) |
| 544 | CANOE, NUT, CONFECTIONERY STORES | 7 | 5 | 198 | 128 | 18 | 270 | 11 | 4 |
| 545 | DAIRY PRODUCTS STORES | 2 | - | 21 | (D) | (D) | - | - | 2 |
| 546 | RETAIL BAKERIES | 3 | 3 | 113 | 113 | 16 | 329 | 9 | 4 |
| 5462 | RETAIL BAKERIES, MANUFACTURING | 3 | 3 | 113 | 113 | 16 | 329 | 9 | 4 |
| 5463 | RETAIL BAKERIES, NONMANUFACTURING | - | - | - | - | - | - | - | - |
| 549 | EGG AND POULTRY DEALERS | - | - | - | - | - | - | - | - |
| | OTHER | 2 | 2 | (D) | (D) | (D) | (D) | (D) | (D) |
| | AUTOMOTIVE DEALERS | | | | | | | | |
| | TOTAL | 105 | 79 | 60 722 | 60 386 | 5 795 | 93 784 | 1 074 | 73 |
| 551 | PASSENGER CAR DEALERS, FRANCHISED | 26 | 26 | 49 529 | 49 529 | 4 578 | 70 516 | 775 | 11 |
| | DOMESTIC CAR DEALERS | 21 | 21 | 42 359 | 42 359 | 3 866 | 58 464 | 649 | 10 |
| | IMPORTED CAR DEALERS | 2 | 2 | (D) | (D) | (D) | (D) | (D) | (D) |
| | DOMESTIC AND IMPORTED CAR DEALERS | 3 | 3 | (D) | (D) | (D) | (D) | (D) | (D) |
| 552 | PASSENGER CAR DEALERS, NONFRANCHISED | 28 | 14 | 2 835 | 2 613 | 169 | 3 143 | 49 | 25 |
| 553 | TIRE, BATTERY, ACCESSORY DEALERS | 32 | 22 | 4 754 | 4 646 | 713 | 13 074 | 155 | 24 |
| | HOME AND AUTO SUPPLY STORES | 10 | 10 | 1 149 | 1 149 | 82 | 1 918 | 33 | 10 |
| 559 | MISCELLANEOUS AIRCRAFT, MARINE, AUTOMOTIVE DEALERS | 9 | 7 | 2 455 | 2 449 | 253 | 5 133 | 62 | 3 |
| | AIRCRAFT, BOAT, MOTORCYCLE DEALERS | 4 | 2 | (D) | (D) | (D) | (D) | (D) | (D) |
| | HOUSEHOLD TRAILER DEALERS | 5 | 5 | (D) | (D) | (D) | (D) | (D) | (D) |
| | OTHER AUTOMOTIVE DEALERS | - | - | (D) | (D) | (D) | (D) | (D) | (D) |
| | GASOLINE SERVICE STATIONS | | | | | | | | |
| 55PT(554) | TOTAL | 285 | 247 | 22 965 | 21 919 | 1 887 | 39 490 | 725 | 267 |
| | APPAREL, ACCESSORY STORES | | | | | | | | |
| | TOTAL | 142 | 126 | 26 971 | 26 625 | 3 643 | 66 586 | 1 180 | 93 |
| 561,567 | MEN'S, BOYS' APPAREL STORES, CUSTOM TAILORS | 21 | 19 | 2 833 | 2 823 | 412 | 7 737 | 119 | 16 |
| 561 | MEN'S, BOYS' CLOTHING AND FURNISHINGS STORES | 19 | 19 | 2 823 | 2 823 | 412 | 7 737 | 119 | 14 |
| 567 | CUSTOM TAILORS | 2 | - | 10 | - | - | - | - | 2 |
| 562-3,568 | WOMEN'S CLOTHING, SPECIALTY STORES | 49 | 47 | 11 940 | 11 928 | 1 556 | 26 888 | 537 | 29 |
| 562 | WOMEN'S READY-TO-WEAR STORES | 31 | 31 | 11 148 | 11 148 | 1 403 | 23 975 | 468 | 17 |
| 563,568 | WOMEN'S ACCESSORY, SPECIALTY STORES, FURRIERS | 18 | 16 | 792 | 780 | 153 | 2 913 | 69 | 12 |
| 563 | MILLINERY STORES | 9 | 7 | 271 | 259 | 74 | 1 276 | 32 | 5 |
| | CORSET, LINGERIE STORES | 2 | 2 | (D) | (D) | (D) | (D) | (D) | (D) |
| | HOSIERY STORES | 2 | 2 | (D) | (D) | (D) | (D) | (D) | (D) |
| | APPAREL, ACCESSORY, OTHER SPECIALTY STORES | 4 | 4 | 283 | 283 | 47 | 1 015 | 25 | 4 |
| 568 | FURRIERS, FUR SHOPS | 1 | 1 | (D) | (D) | (D) | (D) | (D) | (D) |
| 565 | FAMILY CLOTHING STORES | 31 | 23 | 8 284 | 8 158 | 1 158 | 22 340 | 360 | 24 |
| 566 | SHOE STORES | 29 | 29 | 3 001 | 3 001 | 462 | 8 636 | 142 | 11 |
| | MEN'S SHOE STORES | 2 | 2 | (D) | (D) | (D) | (D) | (D) | (D) |
| | WOMEN'S SHOE STORES | 10 | 10 | 1 354 | 1 354 | 228 | 3 954 | 59 | 3 |
| | CHILDREN'S, JUVENILES' SHOE STORES | 3 | 3 | (D) | (D) | (D) | (D) | (D) | (D) |
| | FAMILY SHOE STORES | 14 | 14 | 1 304 | 1 304 | 186 | 3 810 | 68 | 6 |
| 564 | CHILDREN'S, INFANTS' WEAR STORES | 9 | 7 | 610 | (D) | (D) | (D) | (D) | (D) |
| 569 | MISCELLANEOUS APPAREL, ACCESSORY STORES | 3 | 1 | 303 | (D) | (D) | (D) | (D) | (D) |

Standard Notes: - Represents zero. (D) Withheld to avoid disclosure. (NA) Not available. (X) Not applicable.
 *Nonstore retailers, part of SIC major group 53, are shown separately in this table.

TABLE 4. Standard Metropolitan Statistical Areas: 1963—Continued

| SIC code | Standard metropolitan statistical area and kind of business | Establishments | | Sales | | Payroll, entire year (\$1,000) | Payroll, workweek ended nearest Nov. 15 (dollars) | Paid employees, workweek ended nearest Nov. 15 (number) | Active proprietors of unincorporated businesses (number) |
|---|---|----------------|-----------------------|-------------------------------------|---------------------------------------|--------------------------------|---|---|--|
| | | Total (number) | With payroll (number) | Total, all establishments (\$1,000) | Establishments with payroll (\$1,000) | | | | |
| JACKSON SMSA—Continued | | | | | | | | | |
| FURNITURE; HOME FURNISHINGS; EQUIPMENT STORES | | | | | | | | | |
| S7 | TOTAL | 99 | 75 | 12 259 | 11 829 | 1 683 | 32 155 | 404 | 68 |
| S71 | FURNITURE; HOME FURNISHINGS STORES | 46 | 46 | 7 470 | 7 386 | 1 082 | 20 442 | 259 | 38 |
| S712 | FURNITURE STORES | 42 | 36 | 6 088 | 6 032 | 851 | 15 829 | 204 | 28 |
| S713 | FLOOR COVERING STORES | 5 | 5 | 1 066 | 1 066 | 171 | 3 476 | 29 | 1 |
| S714 | DRAPERY; CURTAIN; UPHOLSTERY STORES | 4 | 4 | (0) | (0) | (0) | (0) | (0) | (0) |
| S715 | CHINA; GLASSWARE; METALWARE STORES | 1 | 1 | (0) | (0) | (0) | (0) | (0) | (0) |
| S719 | MISCELLANEOUS HOME FURNISHINGS STORES | 4 | — | 28 | — | — | — | (0) | 4 |
| S72 | HOUSEHOLD APPLIANCE STORES | 29 | 21 | 3 202 | 3 064 | 425 | 8 157 | 97 | 19 |
| S732 | RADIO; TELEVISION STORES | 3 | 1 | 105 | (0) | (0) | (0) | (0) | (0) |
| S733 | MUSIC STORES | 11 | 7 | 1 482 | (0) | (0) | (0) | (0) | (0) |
| | RECORD SHOPS | 2 | 2 | (0) | (0) | (0) | (0) | (0) | (0) |
| | MUSICAL INSTRUMENT STORES | 9 | 5 | (0) | 1 191 | 144 | 2 678 | 35 | 8 |
| EATING; DRINKING PLACES | | | | | | | | | |
| S8 | TOTAL | 249 | 193 | 13 199 | 12 733 | 2 716 | 52 262 | 1 438 | 223 |
| S812 | EATING PLACES | 232 | 182 | 12 174 | 11 796 | 2 631 | 50 548 | 1 390 | 206 |
| | RESTAURANTS; LUNCHROOMS | 170 | 128 | 8 853 | 8 547 | 1 917 | 36 613 | 998 | 162 |
| | CAFETERIAS | 8 | 8 | 1 023 | 1 023 | 217 | 4 750 | 125 | 4 |
| | REFRESHMENT PLACES | 37 | 31 | 1 326 | 1 274 | 234 | 4 463 | 149 | 28 |
| | CATERERS | 17 | 15 | 972 | 952 | 263 | 4 722 | 118 | 12 |
| S813 | DRINKING PLACES (ALCOHOLIC BEVERAGES) | 17 | 11 | 1 025 | 937 | 85 | 1 714 | 48 | 17 |
| DRUG STORES; PROPRIETARY STORES | | | | | | | | | |
| S9PT(S91) | TOTAL | 78 | 72 | 10 381 | 10 229 | 1 561 | 29 298 | 466 | 47 |
| S91 | DRUG STORES | 72 | 68 | 10 132 | (0) | (0) | (0) | (0) | (0) |
| | PROPRIETARY STORES | 6 | 4 | 249 | (0) | (0) | (0) | (0) | (0) |
| OTHER RETAIL STORES | | | | | | | | | |
| S9 EX.591 | TOTAL | 174 | 142 | 15 123 | 14 731 | 2 039 | 36 721 | 626 | 151 |
| S92 | LIQUOR STORES | 17 | 17 | 2 091 | 2 091 | 121 | 2 112 | 41 | 19 |
| S93 | ANTIQUARIAN STORES; SECONOHANO STORES | 25 | 25 | 1 613 | 1 613 | 346 | 5 825 | 108 | 22 |
| S932 | ANTIQUARIAN STORES | 2 | 2 | (0) | (0) | (0) | (0) | (0) | (0) |
| S933 | SECONOHANO STORES | 23 | 23 | (0) | (0) | (0) | (0) | (0) | (0) |
| S94 | BOOK; STATIONERY STORES | 4 | 4 | 102 | 102 | 12 | 534 | 11 | 4 |
| S942 | BOOK STORES | 2 | 2 | (0) | (0) | (0) | (0) | (0) | (0) |
| S943 | STATIONERY STORES | 2 | 2 | (0) | (0) | (0) | (0) | (0) | (0) |
| S95 | SPORTING GOODS STORES; BICYCLE SHOPS | 13 | 7 | 410 | 354 | 44 | 890 | 20 | 13 |
| S952 | SPORTING GOODS STORES | 10 | 4 | 286 | 230 | 29 | 539 | 12 | 10 |
| S953 | BICYCLE SHOPS | 3 | 3 | 124 | 124 | 15 | 351 | 8 | 3 |
| S962 | HAY; GRAIN; FEED STORES | 8 | 6 | 947 | 931 | 53 | 1 157 | 22 | 9 |
| S969 | OTHER FARM SUPPLY STORES | 8 | 8 | 2 070 | 2 070 | 212 | 3 374 | 48 | — |
| | GARDEN SUPPLY STORES | 2 | 2 | (0) | (0) | (0) | (0) | (0) | (0) |
| S97 | JEWELRY STORES | 20 | 18 | 2 336 | 2 314 | 337 | 5 892 | 100 | 13 |
| S98 | FUEL; ICE DEALERS | 6 | 6 | 926 | 926 | 169 | 3 520 | 40 | 2 |
| S982 | COAL AND WOOD DEALERS | 1 | 1 | (0) | (0) | (0) | (0) | (0) | (0) |
| | ICE DEALERS | — | — | (0) | (0) | (0) | (0) | (0) | (0) |
| S983 | FUEL OIL DEALERS | — | — | (0) | (0) | (0) | (0) | (0) | (0) |
| S984 | BOTTLED GAS DEALERS | 5 | 5 | (0) | (0) | (0) | (0) | (0) | (0) |
| S992 | FLORISTS | 29 | 15 | 968 | 870 | 153 | 3 110 | 70 | 35 |
| S993 | CIGAR STORES; STANDS | — | — | — | — | — | — | — | — |
| S994 | NEWS DEALERS; NEWSSTANDS | 5 | 3 | 446 | (0) | (0) | (0) | (0) | (0) |
| S996 | CAMERA; PHOTOGRAPHIC SUPPLY STORES | 3 | 3 | 458 | 458 | 58 | 1 297 | 19 | 2 |
| S997 | GIFT; NOVELTY; SOUVENIR SHOPS | 5 | 5 | 290 | 250 | 31 | 685 | 16 | 4 |
| S998 | OPTICAL GOODS STORES | 5 | 5 | 405 | 401 | 95 | 1 306 | 15 | 3 |
| S999 | TYPEWRITER STORES | — | — | — | — | — | — | — | — |
| | LUGGAGE; LEATHER GOODS STORES | 5 | 5 | (0) | (0) | (0) | (0) | (0) | (0) |
| | Hobby; Toy; Game Shops | 3 | 3 | (0) | (0) | (0) | (0) | (0) | (0) |
| | RELIGIOUS GOODS STORES | — | — | — | — | — | — | — | — |
| | PET SHOPS | — | — | — | — | — | — | — | — |
| | OTHER | 16 | 10 | 844 | 722 | 154 | 2 526 | 31 | 15 |
| NONSTORE RETAILERS* | | | | | | | | | |
| S3 PART* | TOTAL | 75 | 13 | 4 791 | 4 213 | 778 | 16 375 | 223 | 65 |
| S32 | MAIL-ORDER HOUSES | 2 | 2 | (0) | (0) | (0) | (0) | (0) | (0) |
| S34 | MERCHANTILE VENDING MACHINE OPERATORS | 14 | 4 | (0) | (0) | (0) | (0) | (0) | (0) |
| S35 | DIRECT SELLING (HOUSE-TO-HOUSE) ORGANIZATIONS | 59 | 7 | 2 426 | 1 952 | 614 | 12 695 | 186 | 52 |

Standard Notes: — Represents zero. (D) Withheld to avoid disclosure. (NA) Not available. (X) Not applicable.
 *Nonstore retailers, part of SIC major group 53, are shown separately in this table.

TABLE 5. Counties With 500 Establishments or More: 1963

| SIC code | County and kind of business | Establishments | | Sales | | Payroll, entire year (\$1,000) | Payroll, workweek ended nearest Nov. 15 (dollars) | Paid employees, workweek ended nearest Nov. 15 (number) | Active proprietors of unincorporated businesses (number) |
|-----------|--|----------------|-----------------------|-------------------------------------|---------------------------------------|--------------------------------|---|---|--|
| | | Total (number) | With payroll (number) | Total, all establishments (\$1,000) | Establishments with payroll (\$1,000) | | | | |
| | <u>FDRREST COUNTY</u> | | | | | | | | |
| | RETAIL TRADE, TOTAL | 554 | 380 | 74 708 | 70 688 | 7 702 | 146 D27 | 2 596 | 493 |
| | LUMBER, BUILDING MATERIALS, HARDWARE, FARM EQUIPMENT DEALERS | | | | | | | | |
| 52 | TOTAL | 20 | 16 | 4 427 | 4 201 | 495 | 9 163 | 103 | 16 |
| 521 | LUMBER AND OTHER BUILDING MATERIALS DEALERS | 8 | 6 | 2 607 | 2 391 | 280 | 5 518 | 51 | 3 |
| 522-524 | HEATING, PLUMBING, PAINT, ELECTRICAL STORES | 7 | 5 | (D) | (D) | (D) | (D) | (D) | (D) |
| 5251 | HARDWARE STORES | 2 | 2 | (D) | (D) | (D) | (D) | (D) | (D) |
| 5252 | FARM EQUIPMENT DEALERS | 3 | 3 | 722 | 722 | 58 | 1 372 | 18 | 4 |
| | GENERAL MERCHANDISE GROUP STORES* | | | | | | | | |
| 53 PART* | TOTAL | 21 | 21 | 8 490 | 8 490 | 1 210 | 24 519 | 408 | 10 |
| 531 | DEPARTMENT STORES | 3 | 3 | 5 482 | 5 482 | 836 | 17 815 | 232 | - |
| 533 | LIMITED PRICE VARIETY STORES | 10 | 10 | 2 027 | 2 027 | 276 | 5 068 | 136 | 2 |
| 539 | MISCELLANEDUS GENERAL MERCHANDISE STORES | 8 | 8 | 981 | 981 | 98 | 1 636 | 40 | 8 |
| | FOOD STORES | | | | | | | | |
| 54 | TOTAL | 119 | 61 | 16 124 | 14 696 | 1 004 | 17 999 | 354 | 115 |
| 541 | GROCERY STORES, INCLUDING DELICATESSENS | 112 | 56 | 15 791 | 14 483 | 957 | 17 131 | 336 | 111 |
| 542 | MEAT MARKETS, FISH (SEAFOOD) MARKETS | - | - | - | - | - | - | - | - |
| 543 | FRUIT STORES, VEGETABLE MARKETS | 1 | 1 | (D) | (D) | (D) | (D) | (D) | (D) |
| 544 | CANDY, NUT, CONFECTIONERY STORES | 2 | - | 120 | - | - | - | - | 2 |
| 545-549 | OTHER FOOD STORES | 4 | 4 | (D) | (D) | (D) | (D) | (D) | (D) |
| | AUTOMOTIVE DEALERS | | | | | | | | |
| 55 EX.554 | TOTAL | 58 | 34 | 17 633 | 16 587 | 1 591 | 30 505 | 393 | 45 |
| | GASOLINE SERVICE STATIONS | | | | | | | | |
| 55PT(554) | TOTAL | 64 | 58 | 5 595 | 5 453 | 488 | 9 141 | 203 | 51 |
| | APPAREL, ACCESSORY STORES | | | | | | | | |
| 56 | TOTAL | 33 | 31 | 5 644 | 5 618 | 744 | 13 805 | 304 | 22 |
| 561,567 | MEN'S, BOYS' APPAREL STORES, CUSTOM TAILORS | 5 | 5 | 470 | 470 | 69 | 1 029 | 15 | 3 |
| 562-3,568 | WOMEN'S CLOTHING, SPECIALTY STORES | 10 | 10 | 1 263 | 1 263 | 147 | 2 741 | 72 | 5 |
| 562 | WOMEN'S READY-TO-WEAR STORES | 10 | 10 | 1 263 | 1 263 | 147 | 2 741 | 72 | 5 |
| 563,568 | WOMEN'S ACCESSORY, SPECIALTY STORES, FURRIERS | - | - | - | - | - | - | - | - |
| 565 | FAMILY CLOTHING STORES | 7 | 7 | 3 224 | 3 224 | 448 | 7 893 | 175 | 4 |
| 566 | SHOE STORES | 11 | 9 | 687 | 661 | 80 | 2 142 | 42 | 10 |
| 564,569 | OTHER APPAREL, ACCESSORY STORES | - | - | - | - | - | - | - | - |
| | FURNITURE, HOME FURNISHINGS, EQUIPMENT STORES | | | | | | | | |
| 57 | TOTAL | 42 | 32 | 4 432 | 4 322 | 683 | 12 174 | 169 | 39 |
| 571 | FURNITURE, HOME FURNISHINGS STORES | 26 | 18 | 2 142 | 2 050 | 322 | 5 266 | 76 | 25 |
| 572,573 | HOUSEHOLD APPLIANCE, RADIO, TELEVISION, MUSIC STORES | 16 | 14 | 2 290 | 2 272 | 361 | 6 908 | 93 | 14 |
| | EATING, DRINKING PLACES | | | | | | | | |
| 58 | TOTAL | 93 | 61 | 3 072 | 2 816 | 562 | 11 651 | 326 | 101 |
| 5812 | EATING PLACES | 84 | 56 | 2 966 | 2 720 | 551 | 11 495 | 321 | 91 |
| 5813 | DRINKING PLACES (ALCOHOLIC BEVERAGES) | 9 | 5 | 106 | 96 | 11 | 156 | 5 | 10 |
| | DRUG STORES, PROPRIETARY STORES | | | | | | | | |
| 59PT(591) | TOTAL | 23 | 21 | 2 713 | 2 677 | 391 | 6 876 | 140 | 19 |
| 591 | DRUG STORES | 23 | 21 | 2 713 | 2 677 | 391 | 6 876 | 140 | 19 |
| (| PROPRIETARY STORES | - | - | - | - | - | - | - | - |
| | OTHER RETAIL STORES | | | | | | | | |
| 59 EX.591 | TOTAL | 59 | 41 | 5 775 | 5 551 | 481 | 9 130 | 178 | 52 |
| 592 | LIQUOR STORES | 6 | 6 | 134 | 134 | 14 | 287 | 11 | 5 |
| 593 | ANTIQUE STORES, SECONDHAND STORES | 5 | 5 | 123 | 123 | 22 | 409 | 10 | 3 |
| 594 | BOOK, STATIONERY STORES | 3 | 3 | (D) | (D) | (D) | (D) | (D) | (D) |
| 595 | SPORTING GOODS STORES, BICYCLE SHOPS | 3 | 1 | 160 | (D) | (D) | (D) | (D) | (D) |
| 596 | FARM, GARDEN SUPPLY STORES, INCLUDING FEED STORES | 5 | 5 | (D) | (D) | (D) | (D) | (D) | (D) |
| 597 | JEWELRY STORES | 8 | 6 | 695 | 657 | 79 | 1 307 | 27 | 11 |
| 598 | FUEL, ICE DEALERS | 3 | 3 | 334 | 334 | 62 | 1 480 | 26 | 1 |
| 599 | OTHER STORES | 26 | 12 | 682 | 510 | 93 | 1 464 | 34 | 25 |
| | NONSTORE RETAILERS* | | | | | | | | |
| 53 PART* | TOTAL | 22 | 4 | 803 | 277 | 53 | 1 064 | 18 | 23 |

Standard Notes: - Represents zero. (D) Withheld to avoid disclosure. (NA) Not available. (X) Not applicable.
 *Nonstore retailers, part of SIC major group 53, are shown separately in this table.

TABLE 5. Counties With 500 Establishments or More: 1963-Continued

| SIC code | County and kind of business | Establishments | | Sales | | Payroll, entire year (\$1,000) | Payroll, workweek ended nearest Nov. 15 (dollars) | Paid employees, workweek ended nearest Nov. 15 (number) | Active proprietors of unincorporated businesses (number) |
|------------------------|--|----------------|-----------------------|-------------------------------------|---------------------------------------|--------------------------------|---|---|--|
| | | Total (number) | With payroll (number) | Total, all establishments (\$1,000) | Establishments with payroll (\$1,000) | | | | |
| HARRISON COUNTY | | | | | | | | | |
| | RETAIL TRADE, TOTAL | 1 109 | 763 | 131 192 | 123 574 | 14 330 | 293 018 | 5 193 | 975 |
| | LUMBER, BUILDING MATERIALS, HARDWARE, FARM EQUIPMENT DEALERS | | | | | | | | |
| | TOTAL | 49 | 45 | 6 868 | 6 698 | 760 | 15 519 | 200 | 43 |
| S21 | LUMBER AND OTHER BUILDING MATERIALS DEALERS | 20 | 20 | 4 293 | 4 293 | 438 | 9 887 | 108 | 19 |
| S22-524 | HEATING, PLUMBING, PAINT, ELECTRICAL STORES | 8 | 6 | (0) | (0) | (0) | (0) | (0) | (0) |
| S251 | HARDWARE STORES | 19 | 17 | 1 599 | 1 517 | 209 | 3 316 | 59 | 19 |
| S252 | FARM EQUIPMENT DEALERS | 2 | 2 | (0) | (0) | (0) | (0) | (0) | (0) |
| | GENERAL MERCHANDISE GROUP STORES* | | | | | | | | |
| | TOTAL | 40 | 38 | 16 660 | 16 632 | 2 390 | 57 463 | 1 071 | 19 |
| S3 PART* | DEPARTMENT STORES | 2 | 2 | (0) | (0) | (0) | (0) | (0) | (0) |
| S33 | LIMITED PRICE VARIETY STORES | 16 | 16 | 3 883 | 3 883 | 648 | 16 095 | 399 | 3 |
| S39 | MISCELLANEOUS GENERAL MERCHANDISE STORES | 22 | 20 | (0) | (0) | (0) | (0) | (0) | (0) |
| | FOOD STORES | | | | | | | | |
| | TOTAL | 223 | 103 | 30 837 | 27 351 | 1 698 | 34 260 | 706 | 217 |
| S41 | GROCERY STORES, INCLUDING DELICATESSENS | 185 | 83 | 29 468 | 26 246 | 1 558 | 30 612 | 606 | 179 |
| S42 | MEAT MARKETS, FISH (SEAFOOD) MARKETS | 16 | 8 | 844 | 682 | 71 | 2 096 | 66 | 18 |
| S43 | FRUIT STORES, VEGETABLE MARKETS | 7 | 1 | 52 | (0) | (0) | (0) | (0) | (0) |
| S44 | CANDY, NUT, CONFECTIONERY STORES | 7 | 5 | 170 | (0) | (0) | (0) | (0) | (0) |
| S45-549 | OTHER FOOD STORES | 8 | 6 | 303 | 299 | 47 | 1 118 | 24 | 9 |
| | AUTOMOTIVE DEALERS | | | | | | | | |
| 55 EX.554 | TOTAL | 84 | 72 | 28 799 | 28 211 | 2 788 | 53 771 | 564 | 57 |
| | GASOLINE SERVICE STATIONS | | | | | | | | |
| 55PT(S54) | TOTAL | 154 | 116 | 10 484 | 9 576 | 819 | 16 849 | 325 | 138 |
| | APPAREL, ACCESSORY STORES | | | | | | | | |
| | TOTAL | 77 | 67 | 8 512 | 8 354 | 1 269 | 25 532 | 519 | 47 |
| S61, S67 | MEN'S, BOYS' APPAREL STORES, CUSTOM TAILORS | 14 | 10 | 1 235 | (0) | (0) | (0) | (0) | (0) |
| S62-3, S68 | WOMEN'S CLOTHING, SPECIALTY STORES | 26 | 24 | 3 903 | 3 887 | 535 | 8 868 | 193 | 16 |
| S62 | WOMEN'S READY-TO-WEAR STORES | 23 | 21 | (0) | (0) | (0) | (0) | (0) | (0) |
| S63, S68 | WOMEN'S ACCESSORY, SPECIALTY STORES, FURRIERS | 3 | 3 | (0) | (0) | (0) | (0) | (0) | (0) |
| S65 | FAMILY CLOTHING STORES | 13 | 13 | 1 718 | 1 718 | 293 | 8 875 | 181 | 4 |
| S66 | SHOE STORES | 20 | 18 | 1 491 | 1 457 | 236 | 4 324 | 82 | 8 |
| S64, S69 | OTHER APPAREL, ACCESSORY STORES | 4 | 2 | 165 | (0) | (0) | (0) | (0) | (0) |
| | FURNITURE, HOME FURNISHINGS, EQUIPMENT STORES | | | | | | | | |
| | TOTAL | 70 | 58 | 7 083 | 6 999 | 1 026 | 21 100 | 276 | 52 |
| S71 | FURNITURE, HOME FURNISHINGS STORES | 36 | 26 | 3 312 | 3 268 | 524 | 10 504 | 144 | 28 |
| S72, S73 | HOUSEHOLD APPLIANCE, RADIO, TELEVISION, MUSIC STORES | 34 | 32 | 3 771 | 3 731 | 502 | 10 596 | 132 | 24 |
| | EATING, DRINKING PLACES | | | | | | | | |
| | TOTAL | 235 | 151 | 10 814 | 9 582 | 2 098 | 38 819 | 1 003 | 242 |
| S812 | EATING PLACES | 153 | 107 | 8 478 | 8 002 | 1 843 | 34 301 | 890 | 159 |
| S813 | DRINKING PLACES (ALCOHOLIC BEVERAGES) | 82 | 44 | 2 336 | 1 580 | 255 | 4 518 | 113 | 83 |
| | DRUG STORES, PROPRIETARY STORES | | | | | | | | |
| | TOTAL | 32 | 32 | 4 600 | 4 600 | 753 | 15 246 | 259 | 15 |
| S9PT(S91) | DRUG STORES | 32 | 32 | 4 600 | 4 600 | 753 | 15 246 | 259 | 15 |
| S91 | PROPRIETARY STORES | - | - | - | - | - | - | - | - |
| | OTHER RETAIL STORES | | | | | | | | |
| | TOTAL | 115 | 77 | 5 888 | 5 270 | 676 | 13 211 | 245 | 117 |
| S9 EX. S91 | LIQUOR STORES | 10 | 8 | 821 | 713 | 47 | 998 | 19 | 12 |
| S92 | ANTIQUARIAN STORES, SECONHAND STORES | 12 | 8 | 181 | 169 | 26 | 465 | 9 | 11 |
| S94 | BOOK, STATIONERY STORES | 5 | 3 | 185 | 163 | 14 | 260 | 9 | 4 |
| S95 | SPORTING GOODS STORES, BICYCLE SHOPS | 15 | 7 | 592 | 408 | 47 | 910 | 18 | 18 |
| S96 | FARM, GARDEN SUPPLY STORES, INCLUDING FEEO STORES | 6 | 6 | 897 | 897 | 86 | 1 761 | 27 | 4 |
| S97 | JEWELRY STORES | 16 | 16 | 1 104 | 1 104 | 177 | 3 867 | 56 | 12 |
| S98 | FUEL, ICE DEALERS | 5 | 3 | 515 | (0) | (0) | (0) | (0) | (0) |
| S99 | OTHER STORES | 46 | 26 | 1 593 | (0) | (0) | (0) | (0) | (0) |
| | NONSTORE RETAILERS* | | | | | | | | |
| S3 PART* | TOTAL | 30 | 4 | 647 | 301 | 53 | 1 248 | 25 | 28 |

Standard Notes: - Represents zero. (D) Withheld to avoid disclosure. (NA) Not available. (X) Not applicable.
 *Nonstore retailers, part of SIC major group 53, are shown separately in this table.

TABLE 5. Counties With 500 Establishments or More: 1963-Continued

| SIC code | County and kind of business | Establishments | | Sales | | Payroll, entire year (\$1,000) | Payroll, workweek ended nearest Nov. 15 (dollars) | Paid employees, workweek ended nearest Nov. 15 (number) | Active proprietors of unincorporated businesses (number) |
|---------------------|--|----------------|-----------------------|-------------------------------------|---------------------------------------|--------------------------------|---|---|--|
| | | Total (number) | With payroll (number) | Total, all establishments (\$1,000) | Establishments with payroll (\$1,000) | | | | |
| <u>HINDS COUNTY</u> | | | | | | | | | |
| | RETAIL TRADE, TOTAL | 1 517 | 1 131 | 247 127 | 240 243 | 27 502 | 515 228 | 8 528 | 1 251 |
| | LUMBER, BUILDING MATERIALS, HARDWARE, FARM EQUIPMENT DEALERS | | | | | | | | |
| | TOTAL | 51 | 45 | 12 683 | 12 517 | 1 276 | 23 384 | 292 | 27 |
| 52 | LUMBER AND OTHER BUILDING MATERIALS DEALERS | 19 | 17 | 8 506 | 8 360 | 791 | 14 416 | 165 | 9 |
| 522-524 | HEATING, PLUMBING, PAINT, ELECTRICAL STORES | 14 | 12 | 1 795 | 1 781 | 190 | 3 472 | 44 | 8 |
| 5251 | HARDWARE STORES | 13 | 11 | (D) | (D) | (D) | (D) | (D) | (D) |
| 5252 | FARM EQUIPMENT DEALERS | 5 | 5 | (D) | (D) | (D) | (D) | (D) | (D) |
| | GENERAL MERCHANDISE GROUP STORES* | | | | | | | | |
| | TOTAL | 76 | 58 | 26 403 | 25 887 | 3 802 | 76 768 | 1 184 | 51 |
| 53 PART* | DEPARTMENT STORES | 3 | 3 | 16 535 | 16 535 | 2 561 | 54 050 | 679 | - |
| 533 | LIMITED PRICE VARIETY STORES | 29 | 25 | (D) | (D) | (D) | (D) | (D) | (D) |
| 539 | MISCELLANEOUS GENERAL MERCHANDISE STORES | 44 | 30 | (D) | (D) | (D) | (D) | (D) | (D) |
| | FOOD STORES | | | | | | | | |
| | TOTAL | 301 | 169 | 52 969 | 50 075 | 3 347 | 67 464 | 1 262 | 290 |
| 541 | GROCERY STORES, INCLUDING DELICATESSENS | 279 | 157 | 52 205 | 49 411 | 3 274 | 66 259 | 1 233 | 271 |
| 542 | MEAT MARKETS, FISH (SEAFOOD) MARKETS | 1 | 1 | (D) | (D) | (D) | (D) | (D) | (D) |
| 543 | FRUIT STORES, VEGETABLE MARKETS | 9 | 1 | (D) | (D) | (D) | (D) | (D) | (D) |
| 544 | CANDY, NUT, CONFECTIONERY STORES | 5 | 5 | 128 | 128 | 18 | 270 | 11 | 2 |
| 545-549 | OTHER FOOD STORES | 7 | 5 | 157 | (D) | (D) | (D) | (D) | (D) |
| | AUTOMOTIVE DEALERS | | | | | | | | |
| 55 EX,554 | TOTAL | 93 | 67 | 57 500 | 57 176 | 5 573 | 88 809 | 1 003 | 64 |
| | GASOLINE SERVICE STATIONS | | | | | | | | |
| 55PT(554) | TOTAL | 245 | 217 | 20 072 | 19 292 | 1 692 | 35 873 | 646 | 226 |
| | APPAREL, ACCESSORY STORES | | | | | | | | |
| | TOTAL | 138 | 122 | 26 846 | 26 500 | 3 628 | 66 214 | 1 174 | 88 |
| 561,567 | MEN'S, BOYS' APPAREL STORES, CUSTOM TAILORS | 21 | 19 | 2 833 | 2 823 | 412 | 7 737 | 119 | 16 |
| 562-3,568 | WOMEN'S CLOTHING, SPECIALTY STORES | 49 | 47 | 11 940 | 11 928 | 1 556 | 26 888 | 537 | 29 |
| 562 | WOMEN'S READY-TO-WEAR STORES | 31 | 31 | 11 148 | 11 148 | 1 403 | 23 975 | 468 | 17 |
| 563,568 | WOMEN'S ACCESSORY, SPECIALTY STORES, FURRIERS | 18 | 16 | 792 | 780 | 153 | 2 913 | 69 | 12 |
| 565 | FAMILY CLOTHING STORES | 29 | 21 | (D) | (D) | (D) | (D) | (D) | (D) |
| 566 | SHOE STORES | 27 | 27 | (D) | (D) | (D) | (D) | (D) | (D) |
| 564,569 | OTHER APPAREL, ACCESSORY STORES | 12 | 8 | 913 | 715 | 55 | 985 | 22 | 13 |
| | FURNITURE, HOME FURNISHINGS, EQUIPMENT STORES | | | | | | | | |
| | TOTAL | 90 | 70 | 11 342 | 10 950 | 1 582 | 30 387 | 381 | 63 |
| 571 | FURNITURE, HOME FURNISHINGS STORES | 50 | 42 | 6 600 | 6 520 | 983 | 13 704 | 237 | 35 |
| 572,573 | HOUSEHOLD APPLIANCE, RADIO, TELEVISION, MUSIC STORES | 40 | 28 | 4 742 | 4 430 | 599 | 11 683 | 144 | 28 |
| | EATING, DRINKING PLACES | | | | | | | | |
| | TOTAL | 229 | 177 | 12 608 | 12 158 | 2 564 | 49 484 | 1 351 | 208 |
| 5812 | EATING PLACES | 212 | 166 | 11 583 | 11 221 | 2 479 | 47 770 | 1 303 | 191 |
| 5813 | DRINKING PLACES (ALCOHOLIC BEVERAGES) | 17 | 11 | 1 025 | 937 | 85 | 1 714 | 48 | 17 |
| | DRUG STORES, PROPRIETARY STORES | | | | | | | | |
| | TOTAL | 70 | 64 | 9 597 | 9 445 | 1 456 | 27 081 | 430 | 40 |
| 59PT(591) | DRUG STORES | 64 | 60 | 9 348 | (D) | (D) | (D) | (D) | (D) |
| 591 | PROPRIETARY STORES | 6 | 4 | 249 | (D) | (D) | (D) | (D) | (D) |
| | OTHER RETAIL STORES | | | | | | | | |
| | TOTAL | 157 | 129 | 12 390 | 12 030 | 1 804 | 33 389 | 582 | 137 |
| 592 | LIQUOR STORES | 11 | 11 | 1 155 | 1 155 | 69 | 1 208 | 28 | 12 |
| 593 | ANTIQUA STORES, SECONDHAND STORES | 23 | 23 | (D) | (D) | (D) | (D) | (D) | (D) |
| 594 | BOOK, STATIONERY STORES | 4 | 4 | 102 | 102 | 12 | 534 | 11 | 4 |
| 595 | SPORTING GOODS STORES, BICYCLE SHOPS | 13 | 7 | 410 | 354 | 44 | 890 | 20 | 13 |
| 596 | FARM, GARDEN SUPPLY STORES, INCLUDING FEED STORES | 14 | 12 | 2 146 | 2 130 | 227 | 4 361 | 90 | 10 |
| 597 | JEWELRY STORES | 20 | 18 | 2 336 | 2 314 | 337 | 5 892 | 100 | 13 |
| 598 | FUEL, ICE DEALERS | 5 | 5 | (D) | (D) | (D) | (D) | (D) | (D) |
| 599 | OTHER STORES | 67 | 49 | 4 015 | 3 749 | 648 | 11 767 | 196 | 63 |
| | NONSTORE RETAILERS* | | | | | | | | |
| 53 PART* | TOTAL | 67 | 13 | 4 717 | 4 213 | 778 | 16 375 | 223 | 57 |

Standard Notes: - Represents zero. (D) Withheld to avoid disclosure. (NA) Not available. (X) Not applicable.
 *Nonstore retailers, part of SIC major group 53, are shown separately in this table.

TABLE 5. Counties With 500 Establishments or More: 1963-Continued

| SIC code | County and kind of business | Establishments | | Sales | | Payroll, entire year (\$1,000) | Payroll, workweek ended nearest Nov. 15 (dollars) | Paid employees, workweek ended nearest Nov. 15 (number) | Active proprietors of unincorporated businesses (number) |
|-----------------------|--|----------------|-----------------------|-------------------------------------|---------------------------------------|--------------------------------|---|---|--|
| | | Total (number) | With payroll (number) | Total, all establishments (\$1,000) | Establishments with payroll (\$1,000) | | | | |
| <u>JACKSON COUNTY</u> | | | | | | | | | |
| | RETAIL TRADE, TOTAL | 528 | 324 | 54 681 | 50 619 | 4 903 | 97 710 | 1 745 | 489 |
| | LUMBER, BUILDING MATERIALS, HARDWARE, FARM EQUIPMENT DEALERS | | | | | | | | |
| | TOTAL | 28 | 20 | 4 199 | 4 085 | 364 | 7 462 | 94 | 26 |
| 52 | LUMBER AND OTHER BUILDING MATERIALS DEALERS | 13 | 9 | 3 512 | 3 454 | 304 | 6 355 | 76 | 13 |
| 522-524 | HEATING, PLUMBING, PAINT, ELECTRICAL STORES | 4 | 4 | 212 | 212 | 24 | 493 | 7 | 3 |
| 5251 | HARDWARE STORES | 11 | 7 | 475 | 419 | 36 | 614 | 11 | 10 |
| 5252 | FARM EQUIPMENT DEALERS | - | - | - | - | - | - | - | - |
| | GENERAL MERCHANDISE GROUP STORES* | | | | | | | | |
| 53 PART* | TOTAL | 19 | 17 | 4 028 | 4 012 | 456 | 10 735 | 224 | 10 |
| 531 | DEPARTMENT STORES | 9 | - | - | - | - | - | - | - |
| 533 | LIMITED PRICE VARIETY STORES | 9 | 7 | 1 401 | 1 385 | 199 | 4 950 | 117 | 7 |
| 539 | MISCELLANEOUS GENERAL MERCHANDISE STORES | 10 | 10 | 2 627 | 2 627 | 257 | 5 785 | 107 | 3 |
| | FOOD STORES | | | | | | | | |
| 54 | TOTAL | 103 | 45 | 16 444 | 15 018 | 932 | 18 209 | 328 | 103 |
| 541 | GROCERY STORES, INCLUDING DELICATESSENS | 87 | 39 | 16 126 | 14 806 | 891 | 17 506 | 313 | 85 |
| 542 | MEAT MARKETS, FISH (SEAFOOD) MARKETS | 8 | 2 | (D) | (D) | (D) | (D) | (D) | (D) |
| 543 | FRUIT STORES, VEGETABLE MARKETS | 2 | - | 10 | - | - | - | - | 2 |
| 544 | CANDY, NUT, CONFECTIONERY STORES | 2 | - | 38 | - | - | - | - | 2 |
| 545-549 | OTHER FOOD STORES | 4 | 4 | (D) | (D) | (D) | (D) | (D) | (D) |
| | AUTOMOTIVE DEALERS | | | | | | | | |
| 55 EX.554 | TOTAL | 44 | 34 | 9 741 | 9 389 | 719 | 14 011 | 200 | 42 |
| | GASOLINE SERVICE STATIONS | | | | | | | | |
| 55PT(554) | TOTAL | 75 | 57 | 5 730 | 5 078 | 492 | 7 763 | 168 | 70 |
| | APPAREL, ACCESSORY STORES | | | | | | | | |
| 56 | TOTAL | 23 | 23 | 2 656 | 2 656 | 400 | 7 637 | 155 | 19 |
| 561,567 | MEN'S, BOYS' APPAREL STORES, CUSTOM TAILORS | 1 | 1 | (D) | (D) | (D) | (D) | (D) | (D) |
| 562-3,568 | WOMEN'S CLOTHING, SPECIALTY STORES | 6 | 6 | 404 | 404 | 45 | 856 | 21 | 6 |
| 562 | WOMEN'S READY-TO-WEAR STORES | 4 | 4 | (D) | (D) | (D) | (D) | (D) | (D) |
| 563,568 | WOMEN'S ACCESSORY, SPECIALTY STORES, FURRIERS | 2 | 2 | (D) | (D) | (D) | (D) | (D) | (D) |
| 565 | FAMILY CLOTHING STORES | 12 | 12 | 1 906 | 1 906 | 314 | 5 986 | 117 | 10 |
| 566 | SHOE STORES | 3 | 3 | (D) | (D) | (D) | (D) | (D) | (D) |
| 564,569 | OTHER APPAREL, ACCESSORY STORES | 1 | 1 | (D) | (D) | (D) | (D) | (D) | (D) |
| | FURNITURE, HOME FURNISHINGS, EQUIPMENT STORES | | | | | | | | |
| 57 | TOTAL | 35 | 25 | 2 000 | 1 906 | 289 | 5 514 | 84 | 27 |
| 571 | FURNITURE, HOME FURNISHINGS STORES | 16 | 10 | 1 009 | 937 | 163 | 3 116 | 49 | 12 |
| 572,573 | HOUSEHOLD APPLIANCE, RADIO, TELEVISION, MUSIC STORES | 19 | 15 | 991 | 969 | 126 | 2 398 | 35 | 15 |
| | EATING, DRINKING PLACES | | | | | | | | |
| 58 | TOTAL | 109 | 51 | 3 698 | 2 782 | 538 | 11 280 | 246 | 109 |
| 5812 | EATING PLACES | 76 | 38 | 2 395 | 1 889 | 421 | 9 043 | 213 | 77 |
| 5813 | DRINKING PLACES (ALCOHOLIC BEVERAGES) | 33 | 13 | 1 303 | 893 | 117 | 2 237 | 33 | 32 |
| | DRUG STORES, PROPRIETARY STORES | | | | | | | | |
| 59PT(591) | TOTAL | 17 | 17 | 2 134 | 2 134 | 329 | 7 923 | 131 | 14 |
| 591 | DRUG STORES | 15 | 15 | (D) | (D) | (D) | (D) | (D) | (D) |
| (| PROPRIETARY STORES | 2 | 2 | (D) | (D) | (D) | (D) | (D) | (D) |
| | OTHER RETAIL STORES | | | | | | | | |
| 59 EX.591 | TOTAL | 57 | 33 | 3 010 | (D) | (D) | (D) | (D) | (D) |
| 592 | LIQUOR STORES | 9 | 5 | 549 | 431 | 13 | 227 | 7 | 9 |
| 593 | ANTIQUA STORES, SECONDHAND STORES | 5 | 3 | 70 | (D) | (D) | (D) | (D) | (D) |
| 594 | BOOK, STATIONERY STORES | 2 | - | 38 | - | - | - | - | 2 |
| 595 | SPORTING GOODS STORES, BICYCLE SHOPS | 9 | 5 | 513 | 471 | 30 | 469 | 8 | 10 |
| 596 | FARM, GARDEN SUPPLY STORES, INCLUDING FEEO STORES | 5 | 3 | 386 | 306 | 23 | 554 | 9 | 4 |
| 597 | JEWELRY STORES | 5 | 5 | 268 | 268 | 28 | 689 | 11 | 5 |
| 598 | FUEL, ICE DEALERS | 4 | 4 | 566 | 566 | 121 | 2 088 | 26 | - |
| 599 | OTHER STORES | 18 | 8 | 620 | 470 | 103 | 1 872 | 30 | 18 |
| | NONSTORE RETAILERS* | | | | | | | | |
| 53 PART* | TOTAL | 18 | 2 | 1 041 | (D) | (D) | (D) | (D) | (D) |

Standard Notes: - Represents zero. (D) Withheld to avoid disclosure. (NA) Not available. (X) Not applicable.
 *Nonstore retailers, part of SIC major group 53, are shown separately in this table.

TABLE 5. Counties With 500 Establishments or More: 1963-Continued

| SIC code | County and kind of business | Establishments | | Sales | | Payroll, entire year (\$1,000) | Payroll, workweek ended nearest Nov. 15 (dollars) | Paid employees, workweek ended nearest Nov. 15 (number) | Active proprietors of unincorporated businesses (number) |
|-----------|--|----------------|--------------|---------------------------|-----------------------------|--------------------------------|---|---|--|
| | | Total | With payroll | Total, all establishments | Establishments with payroll | | | | |
| | | (number) | (number) | (\$1,000) | (\$1,000) | | | | |
| | <u>JONES COUNTY</u> | | | | | | | | |
| | RETAIL TRADE, TOTAL | 514 | 352 | 54 770 | 50 916 | 5 666 | 117 690 | 2 021 | 472 |
| | LUMBER, BUILDING MATERIALS, HARDWARE, FARM EQUIPMENT DEALERS | | | | | | | | |
| | TOTAL | 14 | 12 | 2 270 | 2 034 | 285 | 5 636 | 79 | 9 |
| 52 | LUMBER AND OTHER BUILDING MATERIALS DEALERS | 5 | 3 | (D) | (D) | (D) | (D) | (D) | (D) |
| 522-524 | HEATING, PLUMBING, PAINT, ELECTRICAL STORES | 3 | 3 | (D) | (D) | (D) | (D) | (D) | (D) |
| 5251 | HARDWARE STORES | 3 | 3 | 538 | 538 | 78 | 1 476 | 22 | 1 |
| 5252 | FARM EQUIPMENT DEALERS | 3 | 3 | 229 | 229 | 23 | 464 | 7 | 4 |
| | GENERAL MERCHANDISE GROUP STORES* | | | | | | | | |
| | TOTAL | 16 | 16 | 6 132 | 6 132 | 898 | 18 565 | 335 | 7 |
| 53 PART* | DEPARTMENT STORES | 2 | 2 | (D) | (D) | (D) | (D) | (D) | (D) |
| 533 | LIMITED PRICE VARIETY STORES | 6 | 6 | 1 660 | 1 660 | 215 | 3 972 | 121 | - |
| 539 | MISCELLANEOUS GENERAL MERCHANDISE STORES | 8 | 8 | (D) | (D) | (D) | (D) | (D) | (D) |
| | FOOD STORES | | | | | | | | |
| | TOTAL | 144 | 62 | 13 981 | 11 709 | 795 | 20 702 | 327 | 146 |
| 54 | GROCERY STORES, INCLUDING DELICATESSENS | 137 | 57 | 13 624 | 11 394 | 752 | 19 841 | 310 | 139 |
| 542 | MEAT MARKETS, FISH (SEAFOOD) MARKETS | 2 | 2 | (D) | (D) | (D) | (D) | (D) | (D) |
| 543 | FRUIT STORES, VEGETABLE MARKETS | 3 | 1 | 118 | (D) | (D) | (D) | (D) | (D) |
| 544 | CANDY, NUT, CONFECTIONERY STORES | - | - | - | - | - | - | - | - |
| 545-549 | OTHER FOOD STORES | 2 | 2 | (D) | (D) | (D) | (D) | (D) | (D) |
| | AUTOMOTIVE DEALERS | | | | | | | | |
| | TOTAL | 34 | 24 | 10 233 | 9 777 | 881 | 20 919 | 218 | 23 |
| | GASOLINE SERVICE STATIONS | | | | | | | | |
| | TOTAL | 79 | 63 | 4 904 | 4 400 | 337 | 6 310 | 138 | 85 |
| | APPAREL, ACCESSORY STORES | | | | | | | | |
| | TOTAL | 33 | 33 | 4 837 | 4 837 | 659 | 12 162 | 274 | 17 |
| 561,567 | MEN'S, BOYS' APPAREL STORES, CUSTOM TAILORS | 4 | 4 | (D) | (D) | (D) | (D) | (D) | (D) |
| 562-3,568 | WOMEN'S CLOTHING, SPECIALTY STORES | 11 | 11 | 680 | 680 | 91 | 1 805 | 56 | 6 |
| 562 | WOMEN'S READY-TO-WEAR STORES | 10 | 10 | (D) | (D) | (D) | (D) | (D) | (D) |
| 563,568 | WOMEN'S ACCESSORY, SPECIALTY STORES, FURRIERS | 1 | 1 | (D) | (D) | (D) | (D) | (D) | (D) |
| 565 | FAMILY CLOTHING STORES | 9 | 9 | 3 034 | 3 034 | 454 | 8 155 | 168 | 3 |
| 566 | SHOE STORES | 8 | 8 | 679 | 679 | 60 | 1 140 | 32 | 6 |
| 564,569 | OTHER APPAREL, ACCESSORY STORES | 1 | 1 | (D) | (D) | (D) | (D) | (D) | (D) |
| | FURNITURE, HOME FURNISHINGS, EQUIPMENT STORES | | | | | | | | |
| | TOTAL | 33 | 29 | 2 473 | 2 441 | 449 | 8 942 | 121 | 22 |
| 571 | FURNITURE, HOME FURNISHINGS STORES | 18 | 16 | 1 443 | 1 431 | 240 | 4 808 | 64 | 12 |
| 572,573 | HOUSEHOLD APPLIANCE, RADIO, TELEVISION, MUSIC STORES | 15 | 13 | 1 030 | 1 010 | 209 | 4 134 | 57 | 10 |
| | EATING, DRINKING PLACES | | | | | | | | |
| | TOTAL | 70 | 48 | 2 151 | 2 021 | 370 | 6 821 | 240 | 66 |
| 5812 | EATING PLACES | 62 | 44 | 2 014 | 1 908 | 347 | 6 252 | 226 | 60 |
| 5813 | DRINKING PLACES (ALCOHOLIC BEVERAGES) | 8 | 4 | 137 | 113 | 23 | 569 | 14 | 6 |
| | DRUG STORES, PROPRIETARY STORES | | | | | | | | |
| | TOTAL | 19 | 17 | 2 147 | 2 135 | 306 | 5 498 | 87 | 15 |
| 591 | DRUG STORES | 19 | 17 | 2 147 | 2 135 | 306 | 5 498 | 87 | 15 |
| | PROPRIETARY STORES | - | - | - | - | - | - | - | - |
| | OTHER RETAIL STORES | | | | | | | | |
| | TOTAL | 61 | 45 | 5 138 | (D) | (D) | (D) | (D) | (D) |
| 592 | LIQUOR STORES | 3 | 3 | 38 | 38 | 7 | 120 | 4 | 3 |
| 593 | ANTIQUA STORES, SECONOHANO STORES | 9 | 5 | 239 | 223 | 31 | 627 | 12 | 11 |
| 594 | BOOK, STATIONERY STORES | 1 | 1 | (D) | (D) | (D) | (D) | (D) | (D) |
| 595 | SPORTING GOODS STORES, BICYCLE SHOPS | 5 | 5 | 398 | 398 | 22 | 429 | 8 | 7 |
| 596 | FARM, GARDEN SUPPLY STORES, INCLUDING FEEO STORES | 10 | 6 | 2 292 | 2 242 | 145 | 2 509 | 42 | 15 |
| 597 | JEWELRY STORES | 5 | 5 | 654 | 654 | 110 | 1 856 | 26 | 6 |
| 598 | FUEL, ICE DEALERS | 8 | 6 | 666 | 654 | 171 | 3 065 | 39 | 6 |
| 599 | OTHER STORES | 20 | 14 | (D) | 553 | 59 | 1 108 | 35 | 24 |
| | NONSTORE RETAILERS* | | | | | | | | |
| | TOTAL | 11 | 3 | 504 | (D) | (D) | (D) | (D) | (D) |

Standard Notes: - Represents zero. (D) Withheld to avoid disclosure. (NA) Not available. (X) Not applicable.
 *Nonstore retailers, part of SIC major group 53, are shown separately in this table.

TABLE 5. Counties With 500 Establishments or More: 1963-Continued

| SIC code | County and kind of business | Establishments | | Sales | | Payroll, entire year (\$1,000) | Payroll, workweek ended nearest Nov. 15 (dollars) | Paid employees, workweek ended nearest Nov. 15 (number) | Active proprietors of unincorporated businesses (number) |
|--------------------------|--|----------------|-----------------------|-------------------------------------|---------------------------------------|--------------------------------|---|---|--|
| | | Total (number) | With payroll (number) | Total, all establishments (\$1,000) | Establishments with payroll (\$1,000) | | | | |
| <u>LAUDERDALE COUNTY</u> | | | | | | | | | |
| | RETAIL TRADE, TOTAL | 718 | 464 | 78 971 | 74 309 | 8 399 | 160 755 | 3 002 | 629 |
| | LUMBER, BUILDING MATERIALS, HARDWARE, FARM EQUIPMENT DEALERS | | | | | | | | |
| S2 | TOTAL | 20 | 16 | 3 016 | 2 864 | 369 | 7 452 | 102 | 12 |
| S21 | LUMBER AND OTHER BUILDING MATERIALS DEALERS | 7 | 7 | 2 165 | 2 165 | 301 | 6 149 | 84 | 2 |
| S22-S24 | HEATING, PLUMBING, PAINT, ELECTRICAL STORES | 9 | 5 | 562 | 410 | 56 | 1 059 | 13 | 5 |
| S251 | HARDWARE STORES | 3 | 3 | (0) | (0) | (D) | (0) | (0) | (D) |
| S252 | FARM EQUIPMENT DEALERS | 1 | 1 | (0) | (0) | (0) | (0) | (0) | (0) |
| | GENERAL MERCHANDISE GROUP STORES* | | | | | | | | |
| S3 PART* | TOTAL | 33 | 27 | 10 954 | 10 882 | 1 515 | 29 593 | 565 | 25 |
| S31 | DEPARTMENT STORES | 2 | 2 | (0) | (0) | (0) | (0) | (0) | (0) |
| S33 | LIMITED PRICE VARIETY STORES | 7 | 7 | 2 520 | 2 520 | 409 | 7 743 | 205 | 2 |
| S39 | MISCELLANEOUS GENERAL MERCHANDISE STORES | 24 | 18 | (D) | (0) | (D) | (D) | (0) | (0) |
| | FOOD STORES | | | | | | | | |
| S4 | TOTAL | 203 | 79 | 16 081 | 13 375 | 755 | 14 809 | 328 | 207 |
| S41 | GROCERY STORES, INCLUDING DELICATESSENS | 194 | 72 | 15 641 | 12 945 | 707 | 14 000 | 312 | 198 |
| S42 | MEAT MARKETS, FISH (SEAFOOD) MARKETS | 2 | 2 | (D) | (0) | (D) | (0) | (0) | (D) |
| S43 | FRUIT STORES, VEGETABLE MARKETS | 3 | 1 | 58 | (D) | (0) | (0) | (0) | (0) |
| S44 | CANDY, NUT, CONFECTIONERY STORES | 1 | 1 | (0) | (0) | (0) | (0) | (0) | (D) |
| S45-S49 | OTHER FOOD STORES | 3 | 3 | 142 | 142 | 24 | 428 | 8 | 3 |
| | AUTOMOTIVE DEALERS | | | | | | | | |
| SS EX,SS4 | TOTAL | 48 | 30 | 17 283 | 17 029 | 1 544 | 26 276 | 365 | 43 |
| | GASOLINE SERVICE STATIONS | | | | | | | | |
| SSPT(SS4) | TOTAL | 113 | 95 | 7 946 | 7 458 | 574 | 11 282 | 231 | 104 |
| | APPAREL, ACCESSORY STORES | | | | | | | | |
| S6 | TOTAL | 42 | 38 | 7 120 | 7 032 | 1 041 | 19 418 | 378 | 21 |
| S61,S67 | MEN'S, BOYS' APPAREL STORES, CUSTOM TAILORS | 9 | 9 | 867 | 867 | 120 | 2 778 | 46 | 8 |
| S62-3,S68 | WOMEN'S CLOTHING, SPECIALTY STORES | 14 | 14 | 2 348 | 2 348 | 301 | 5 587 | 123 | 5 |
| S62 | WOMEN'S READY-TO-WEAR STORES | 9 | 9 | 2 095 | 2 095 | 267 | 4 883 | 105 | 3 |
| S63,S68 | WOMEN'S ACCESSORY, SPECIALTY STORES, FURRIERS | 5 | 5 | 253 | 253 | 34 | 704 | 18 | 2 |
| S65 | FAMILY CLOTHING STORES | 7 | 3 | (0) | (D) | (D) | (D) | (D) | (0) |
| S66 | SHOE STORES | 9 | 9 | 1 098 | 1 098 | 149 | 2 412 | 59 | 1 |
| S64,S69 | OTHER APPAREL, ACCESSORY STORES | 3 | 3 | (D) | (0) | (0) | (D) | (0) | (D) |
| | FURNITURE, HOME FURNISHINGS, EQUIPMENT STORES | | | | | | | | |
| S7 | TOTAL | 39 | 31 | 3 643 | 3 469 | 622 | 11 955 | 165 | 25 |
| S71 | FURNITURE, HOME FURNISHINGS STORES | 26 | 20 | 2 122 | 2 024 | 373 | 7 091 | 105 | 16 |
| S72,S73 | HOUSEHOLD APPLIANCE, RADIO, TELEVISION, MUSIC STORES | 13 | 11 | 1 521 | 1 445 | 249 | 4 864 | 60 | 9 |
| | EATING, DRINKING PLACES | | | | | | | | |
| S8 | TOTAL | 93 | 63 | 3 913 | 3 627 | 727 | 15 517 | 453 | 88 |
| S812 | EATING PLACES | 76 | 54 | 3 566 | 3 384 | 697 | 14 945 | 440 | 70 |
| S813 | DRINKING PLACES (ALCOHOLIC BEVERAGES) | 17 | 9 | 347 | 243 | 30 | 572 | 13 | 18 |
| | DRUG STORES, PROPRIETARY STORES | | | | | | | | |
| S9PT(S91) | TOTAL | 21 | 19 | 2 373 | 2 365 | 341 | 7 156 | 134 | 16 |
| S91 | DRUG STORES | 19 | 17 | (D) | (D) | (D) | (0) | (0) | (0) |
| (| PROPRIETARY STORES | 2 | 2 | (0) | (0) | (0) | (D) | (0) | (0) |
| | OTHER RETAIL STORES | | | | | | | | |
| S9 EX,S91 | TOTAL | 70 | 60 | 5 344 | 5 146 | 746 | 14 457 | 242 | 56 |
| S92 | LIQUOR STORES | 8 | 6 | 213 | 169 | 18 | 402 | 13 | 9 |
| S93 | ANTIQUARIAN, SECONHAND STORES | 12 | 10 | 671 | 631 | 93 | 1 563 | 40 | 8 |
| S94 | BOOK, STATIONERY STORES | 2 | 2 | (D) | (D) | (0) | (D) | (0) | (0) |
| S95 | SPORTING GOODS STORES, BICYCLE SHOPS | 7 | 5 | 358 | 262 | 50 | 966 | 8 | 6 |
| S96 | FARM, GARDEN SUPPLY STORES, INCLUDING FEEO STORES | 5 | 5 | 1 032 | 1 032 | 59 | 1 291 | 22 | 4 |
| S97 | JEWELRY STORES | 12 | 10 | 802 | 796 | 159 | 2 990 | 42 | 6 |
| S98 | FUEL, ICE DEALERS | 5 | 5 | 1 128 | 1 128 | 186 | 3 826 | 50 | - |
| S99 | OTHER STORES | 19 | 17 | (D) | (D) | (D) | (D) | (D) | (0) |
| | NONSTORE RETAILERS* | | | | | | | | |
| S3 PART* | TOTAL | 36 | 6 | 1 298 | 1 062 | 165 | 2 840 | 39 | 32 |

Standard Notes: - Represents zero. (D) Withheld to avoid disclosure. (NA) Not available. (X) Not applicable.
 *Nonstore retailers, part of SIC major group 53, are shown separately in this table.

TABLE 5. Counties With 500 Establishments or More: 1963-Continued

| SIC code | County and kind of business | Establishments | | Sales | | Payroll, entire year (\$1,000) | Payroll, workweek ended nearest Nov. 15 (dollars) | Paid employees, workweek ended nearest Nov. 15 (number) | Active proprietors of unincorporated businesses (number) |
|-----------|--|----------------|-----------------------|-------------------------------------|---------------------------------------|--------------------------------|---|---|--|
| | | Total (number) | With payroll (number) | Total, all establishments (\$1,000) | Establishments with payroll (\$1,000) | | | | |
| | <u>LEE COUNTY</u> | | | | | | | | |
| | RETAIL TRADE, TOTAL | 506 | 298 | 58 792 | 53 418 | 5 174 | 98 495 | 1 803 | 503 |
| | LUMBER, BUILDING MATERIALS, HARDWARE, FARM EQUIPMENT DEALERS | | | | | | | | |
| | TOTAL | 25 | 21 | 6 786 | 6 686 | 887 | 17 830 | 261 | 23 |
| 52 | LUMBER AND OTHER BUILDING MATERIALS DEALERS | 9 | 9 | 4 300 | 4 300 | 693 | 13 831 | 205 | 6 |
| 522-524 | HEATING, PLUMBING, PAINT, ELECTRICAL STORES | 3 | 3 | 275 | 275 | 31 | 591 | 8 | 2 |
| 5251 | HARDWARE STORES | 7 | 3 | 422 | 322 | 57 | 910 | 12 | 7 |
| 5252 | FARM EQUIPMENT DEALERS | 6 | 6 | 1 789 | 1 789 | 106 | 2 498 | 36 | 8 |
| | GENERAL MERCHANDISE GROUP STORES* | | | | | | | | |
| | TOTAL | 36 | 20 | 4 774 | 4 310 | 537 | 9 828 | 203 | 37 |
| 53 PART* | DEPARTMENT STORES | 2 | 2 | (D) | (D) | (D) | (D) | (D) | (D) |
| 533 | LIMITED PRICE VARIETY STORES | 8 | 8 | 1 223 | 1 223 | 160 | 3 042 | 79 | 5 |
| 539 | MISCELLANEOUS GENERAL MERCHANDISE STORES | 26 | 10 | (D) | (D) | (D) | (D) | (D) | (D) |
| | FOOD STORES | | | | | | | | |
| | TOTAL | 140 | 40 | 11 526 | 8 522 | 506 | 9 495 | 189 | 143 |
| 541 | GROCERY STORES, INCLUDING DELICATESSENS | 139 | 39 | (D) | (D) | (D) | (D) | (D) | (D) |
| 542 | MEAT MARKETS, FISH (SEAFOOD) MARKETS | - | - | - | - | - | - | - | - |
| 543 | FRUIT STORES, VEGETABLE MARKETS | - | - | - | - | - | - | - | - |
| 544 | CANDY, NUT, CONFECTIONERY STORES | - | - | - | - | - | - | - | - |
| 545-549 | OTHER FOOD STORES | 1 | 1 | (D) | (D) | (D) | (D) | (D) | (D) |
| | AUTOMOTIVE DEALERS | | | | | | | | |
| 55 EX.554 | TOTAL | 53 | 33 | 14 746 | 14 100 | 949 | 17 947 | 236 | 49 |
| | GASOLINE SERVICE STATIONS | | | | | | | | |
| 55PT(554) | TOTAL | 68 | 52 | 5 272 | 4 710 | 373 | 6 746 | 162 | 64 |
| | APPAREL, ACCESSORY STORES | | | | | | | | |
| | TOTAL | 32 | 28 | 3 767 | 3 737 | 464 | 8 923 | 201 | 26 |
| 561,567 | MEN'S, BOYS' APPAREL STORES, CUSTOM TAILORS | 1 | 1 | (D) | (D) | (D) | (D) | (D) | (D) |
| 562-3,568 | WOMEN'S CLOTHING, SPECIALTY STORES | 7 | 7 | 1 218 | 1 218 | 193 | 3 785 | 77 | 2 |
| 562 | WOMEN'S READY-TO-WEAR STORES | 6 | 6 | (D) | (D) | (D) | (D) | (D) | (D) |
| 563,568 | WOMEN'S ACCESSORY, SPECIALTY STORES, FURRIERS | 1 | 1 | (D) | (D) | (D) | (D) | (D) | (D) |
| 565 | FAMILY CLOTHING STORES | 9 | 7 | 1 534 | 1 520 | 153 | 3 199 | 85 | 9 |
| 566 | SHOE STORES | 11 | 11 | 741 | 741 | 74 | 1 179 | 24 | 12 |
| 564,569 | OTHER APPAREL, ACCESSORY STORES | 4 | 2 | (D) | (D) | (D) | (D) | (D) | (D) |
| | FURNITURE, HOME FURNISHINGS, EQUIPMENT STORES | | | | | | | | |
| | TOTAL | 34 | 26 | 3 115 | 3 049 | 300 | 6 002 | 103 | 41 |
| 571 | FURNITURE, HOME FURNISHINGS STORES | 25 | 17 | 2 166 | 2 100 | 193 | 3 821 | 66 | 30 |
| 572,573 | HOUSEHOLD APPLIANCE, RADIO, TELEVISION, MUSIC STORES | 9 | 9 | 949 | 949 | 107 | 2 181 | 37 | 11 |
| | EATING, DRINKING PLACES | | | | | | | | |
| | TOTAL | 38 | 30 | 1 634 | 1 592 | 355 | 7 046 | 210 | 37 |
| 5812 | EATING PLACES | 37 | 29 | (D) | (D) | (D) | (D) | (D) | (D) |
| 5813 | DRINKING PLACES (ALCOHOLIC BEVERAGES) | 1 | 1 | (D) | (D) | (D) | (D) | (D) | (D) |
| | DRUG STORES, PROPRIETARY STORES | | | | | | | | |
| | TOTAL | 11 | 9 | 1 584 | 1 522 | 279 | 3 769 | 75 | 10 |
| 59PT(591) | DRUG STORES | 10 | 8 | (D) | (D) | (D) | (D) | (D) | (D) |
| 591 | PROPRIETARY STORES | 1 | 1 | (D) | (D) | (D) | (D) | (D) | (D) |
| | OTHER RETAIL STORES | | | | | | | | |
| 59 EX.591 | TOTAL | 47 | 33 | 3 948 | 3 706 | 376 | 7 541 | 116 | 55 |
| 592 | LIQUOR STORES | - | - | - | - | - | - | - | - |
| 593 | ANTIQUA STORES, SECONDHAND STORES | 1 | 1 | (D) | (D) | (D) | (D) | (D) | (D) |
| 594 | BOOK, STATIONERY STORES | 1 | 1 | (D) | (D) | (D) | (D) | (D) | (D) |
| 595 | SPORTING GOODS STORES, BICYCLE SHOPS | 2 | 2 | (D) | (D) | (D) | (D) | (D) | (D) |
| 596 | FARM, GARDEN SUPPLY STORES, INCLUDING FEED STORES | 10 | 8 | 1 909 | 1 901 | 117 | 1 922 | 33 | 9 |
| 597 | JEWELRY STORES | 12 | 6 | 516 | 378 | 54 | 1 023 | 22 | 13 |
| 598 | FUEL, ICE DEALERS | 7 | 5 | 754 | 688 | 117 | 2 941 | 35 | 8 |
| 599 | OTHER STORES | 14 | 10 | 527 | 497 | 67 | 1 268 | 21 | 19 |
| | NONSTORE RETAILERS* | | | | | | | | |
| 53 PART* | TOTAL | 22 | 6 | 1 640 | 1 484 | 148 | 3 368 | 47 | 18 |

Standard Notes: - Represents zero. (D) Withheld to avoid disclosure. (NA) Not available. (X) Not applicable.
 *Nonstore retailers, part of SIC major group 53, are shown separately in this table.

TABLE 5. Counties With 500 Establishments or More: 1963-Continued

| SIC code | County and kind of business | Establishments | | Sales | | Payroll, entire year (\$1,000) | Payroll, workweek ended nearest Nov. 15 (dollars) | Paid employees, workweek ended nearest Nov. 15 (number) | Active proprietors of unincorporated businesses (number) |
|--------------------------|--|----------------|-----------------------|-------------------------------------|---------------------------------------|--------------------------------|---|---|--|
| | | Total (number) | With payroll (number) | Total, all establishments (\$1,000) | Establishments with payroll (\$1,000) | | | | |
| <u>WASHINGTON COUNTY</u> | | | | | | | | | |
| | RETAIL TRADE, TOTAL | 627 | 443 | 79 004 | 74 462 | 7 887 | 151 238 | 2 600 | 601 |
| | LUMBER, BUILDING MATERIALS, HARDWARE, FARM EQUIPMENT DEALERS | | | | | | | | |
| 52 | TOTAL | 21 | 21 | 8 469 | 8 469 | 1 240 | 22 233 | 276 | 13 |
| 521 | LUMBER AND OTHER BUILDING MATERIALS DEALERS | 8 | 8 | 1 836 | 1 836 | 403 | 6 953 | 106 | 4 |
| 522-524 | HEATING, PLUMBING, PAINT, ELECTRICAL STORES | 3 | 3 | 364 | 364 | 53 | 967 | 13 | 1 |
| 5251 | HARDWARE STORES | 4 | 4 | 178 | 178 | 14 | 231 | 7 | 5 |
| 5252 | FARM EQUIPMENT DEALERS | 6 | 6 | 6 091 | 6 091 | 770 | 14 082 | 150 | 3 |
| | GENERAL MERCHANDISE GROUP STORES* | | | | | | | | |
| 53 PART* | TOTAL | 44 | 36 | 6 359 | 6 181 | 806 | 15 980 | 303 | 34 |
| 531 | DEPARTMENT STORES | 1 | 1 | (D) | (D) | (D) | (D) | (D) | (D) |
| 533 | LIMITED PRICE VARIETY STORES | 13 | 13 | 1 482 | 1 482 | 195 | 4 360 | 116 | 6 |
| 539 | MISCELLANEOUS GENERAL MERCHANDISE STORES | 30 | 22 | (D) | (D) | (D) | (D) | (D) | (D) |
| | FOOD STORES | | | | | | | | |
| S4 | TOTAL | 192 | 80 | 18 517 | 15 237 | 926 | 18 113 | 364 | 205 |
| S41 | GROCERY STORES, INCLUDING DELICATESSENS | 180 | 72 | 17 869 | 14 667 | 871 | 16 974 | 337 | 191 |
| S42 | MEAT MARKETS, FISH (SEAFOOD) MARKETS | 3 | 1 | 266 | (D) | (D) | (D) | (D) | (D) |
| S43 | FRUIT STORES, VEGETABLE MARKETS | 1 | 1 | (D) | (D) | (D) | (D) | (D) | (D) |
| S44 | CANDY, NUT, CONFECTIONERY STORES | 1 | 1 | (D) | (D) | (D) | (D) | (D) | (D) |
| S45-S49 | OTHER FOOD STORES | 7 | 5 | (D) | 184 | 35 | 554 | 13 | 10 |
| | AUTOMOTIVE DEALERS | | | | | | | | |
| SS EX.554 | TOTAL | 47 | 43 | 17 474 | 17 348 | 1 702 | 30 091 | 370 | 32 |
| | GASOLINE SERVICE STATIONS | | | | | | | | |
| SSPT(554) | TOTAL | 65 | 61 | 5 205 | 4 981 | 449 | 8 662 | 178 | 51 |
| | APPAREL, ACCESSORY STORES | | | | | | | | |
| S6 | TOTAL | 53 | 49 | 7 534 | 7 482 | 799 | 15 617 | 343 | 52 |
| S61,S67 | MEN'S, BOYS' APPAREL STORES, CUSTOM TAILORS | 8 | 6 | 753 | 747 | 78 | 1 458 | 32 | 10 |
| S62-3,S68 | WOMEN'S CLOTHING, SPECIALTY STORES | 17 | 17 | 2 853 | 2 853 | 339 | 6 967 | 143 | 17 |
| S62 | WOMEN'S READY-TO-WEAR STORES | 16 | 16 | (D) | (D) | (D) | (D) | (D) | (D) |
| S63,S68 | WOMEN'S ACCESSORY, SPECIALTY STORES, FURRIERS | 1 | 1 | (D) | (D) | (D) | (D) | (D) | (D) |
| S65 | FAMILY CLOTHING STORES | 20 | 18 | 3 260 | 3 214 | 305 | 5 812 | 135 | 18 |
| S66 | SHOE STORES | 6 | 6 | (D) | (D) | (D) | (D) | (D) | (D) |
| S64,S69 | OTHER APPAREL, ACCESSORY STORES | 2 | 2 | (D) | (D) | (D) | (D) | (D) | (D) |
| | FURNITURE, HOME FURNISHINGS, EQUIPMENT STORES | | | | | | | | |
| S7 | TOTAL | 42 | 32 | 4 424 | 4 248 | 629 | 12 945 | 183 | 41 |
| S71 | FURNITURE, HOME FURNISHINGS STORES | 25 | 21 | 2 187 | 2 179 | 367 | 8 306 | 114 | 26 |
| S72,S73 | HOUSEHOLD APPLIANCE, RADIO, TELEVISION, MUSIC STORES | 17 | 11 | 2 237 | 2 069 | 262 | 4 639 | 69 | 15 |
| | EATING, DRINKING PLACES | | | | | | | | |
| S8 | TOTAL | 70 | 54 | 2 213 | 2 085 | 432 | 8 071 | 267 | 74 |
| S812 | EATING PLACES | 66 | 50 | 2 155 | 2 027 | 426 | 7 721 | 258 | 70 |
| S813 | DRINKING PLACES (ALCOHOLIC BEVERAGES) | 4 | 4 | 58 | 58 | 6 | 350 | 9 | 4 |
| | DRUG STORES, PROPRIETARY STORES | | | | | | | | |
| S9PT(591) | TOTAL | 15 | 13 | 2 180 | 2 124 | 250 | 5 397 | 87 | 18 |
| S91 | DRUG STORES | 14 | 12 | (D) | (D) | (D) | (D) | (D) | (D) |
| | PROPRIETARY STORES | 1 | 1 | (D) | (D) | (D) | (D) | (D) | (D) |
| | OTHER RETAIL STORES | | | | | | | | |
| S9 EX.S91 | TOTAL | 57 | 51 | 6 244 | (D) | (D) | (D) | (D) | (D) |
| S92 | LIQUOR STORES | 6 | 6 | 442 | 442 | 30 | 689 | 14 | 6 |
| S93 | ANTIQUA STORES, SECONDHAND STORES | 9 | 9 | 328 | 326 | 45 | 992 | 22 | 11 |
| S94 | BOOK, STATIONERY STORES | - | - | - | - | - | - | - | - |
| S95 | SPORTING GOODS STORES, BICYCLE SHOPS | 1 | 1 | (D) | (D) | (D) | (D) | (D) | (D) |
| S96 | FARM, GARDEN SUPPLY STORES, INCLUDING FEED STORES | 9 | 7 | 3 759 | 3 689 | 339 | 7 394 | 95 | 6 |
| S97 | JEWELRY STORES | 5 | 5 | 781 | 781 | 91 | 1 823 | 34 | 7 |
| S98 | FUEL, ICE DEALERS | 4 | 4 | 170 | 170 | 27 | 559 | 11 | 1 |
| S99 | OTHER STORES | 23 | 19 | (D) | 693 | 97 | 2 252 | 42 | 28 |
| | NONSTORE RETAILERS* | | | | | | | | |
| S3 PART* | TOTAL | 21 | 3 | 385 | (D) | (D) | (D) | (D) | (D) |

Standard Notes: - Represents zero. (D) Withheld to avoid disclosure. (NA) Not available. (X) Not applicable.
 *Nonstore retailers, part of SIC major group 53, are shown separately in this table.

TABLE 6. Cities With 500 Establishments or More: 1963

| SIC code | City and kind of business | Establishments | | Sales | | Payroll, entire year (\$1,000) | Payroll, workweek ended nearest Nov. 15 (dollars) | Paid employees, workweek ended nearest Nov. 15 (number) | Active proprietors of unincorporated businesses (number) |
|----------------|--|----------------|-----------------------|-------------------------------------|---------------------------------------|--------------------------------|---|---|--|
| | | Total (number) | With payroll (number) | Total, all establishments (\$1,000) | Establishments with payroll (\$1,000) | | | | |
| <u>JACKSON</u> | | | | | | | | | |
| | RETAIL TRADE, TOTAL | 1 221 | 961 | 225 908 | 221 058 | 25 636 | 479 094 | 7 795 | 964 |
| | LUMBER, BUILDING MATERIALS, HARDWARE, FARM EQUIPMENT DEALERS | | | | | | | | |
| 52 | TOTAL | 40 | 36 | 9 305 | 9 145 | 972 | 17 081 | 216 | 22 |
| 521 | LUMBER AND OTHER BUILDING MATERIALS DEALERS | 15 | 13 | 6 026 | 5 880 | 586 | 10 162 | 121 | 8 |
| 522-524 | HEATING, PLUMBING, PAINT, ELECTRICAL STORES | 14 | 12 | 1 795 | 1 781 | 190 | 3 472 | 44 | 8 |
| 5251 | HARDWARE STORES | 8 | 8 | (D) | (D) | (D) | (D) | (D) | (D) |
| 5252 | FARM EQUIPMENT DEALERS | 3 | 3 | (D) | (D) | (D) | (D) | (D) | (D) |
| | GENERAL MERCHANDISE GROUP STORES* | | | | | | | | |
| 53 PART* | TOTAL | 48 | 40 | 24 778 | 24 646 | 3 707 | 75 231 | 1 135 | 21 |
| 531 | DEPARTMENT STORES | 3 | 3 | 16 535 | 16 535 | 2 561 | 54 050 | 679 | - |
| 533 | LIMITED PRICE VARIETY STORES | 26 | 22 | 5 271 | 5 259 | 731 | 13 818 | 338 | 10 |
| 539 | MISCELLANEOUS GENERAL MERCHANDISE STORES | 19 | 15 | 2 972 | 2 852 | 415 | 7 363 | 118 | 11 |
| | FOOD STORES | | | | | | | | |
| 54 | TOTAL | 206 | 136 | 47 859 | 46 041 | 3 141 | 63 174 | 1 156 | 189 |
| 541 | GROCERY STORES, INCLUDING DELICATESSENS | 191 | 125 | 47 165 | 45 383 | 3 069 | 61 984 | 1 128 | 177 |
| 542 | MEAT MARKETS, FISH (SEAFOOD) MARKETS | 1 | 1 | (D) | (D) | (D) | (D) | (D) | (D) |
| 543 | FRUIT STORES, VEGETABLE MARKETS | 3 | 1 | 74 | (D) | (D) | (D) | (D) | (D) |
| 544 | CANDY, NUT, CONFECTIONERY STORES | 4 | 4 | (D) | (D) | (D) | (D) | (D) | (D) |
| 545-549 | OTHER FOOD STORES | 7 | 5 | 157 | (D) | (D) | (D) | (D) | (D) |
| | AUTOMOTIVE DEALERS | | | | | | | | |
| 55 EX.554 | TOTAL | 77 | 57 | 54 260 | 54 036 | 5 253 | 83 554 | 914 | 52 |
| | GASOLINE SERVICE STATIONS | | | | | | | | |
| 55PT(554) | TOTAL | 212 | 186 | 17 593 | 16 841 | 1 515 | 32 180 | 568 | 194 |
| | APPAREL, ACCESSORY STORES | | | | | | | | |
| 56 | TOTAL | 122 | 112 | 26 063 | 25 797 | 3 556 | 64 805 | 1 141 | 68 |
| 561,567 | MEN'S, BOYS' APPAREL STORES, CUSTOM TAILORS | 17 | 15 | (D) | (D) | (D) | (D) | (D) | (D) |
| 562-3,568 | WOMEN'S CLOTHING, SPECIALTY STORES | 46 | 44 | 11 831 | 11 819 | 1 549 | 26 803 | 533 | 25 |
| 562 | WOMEN'S READY-TO-WEAR STORES | 28 | 28 | 11 039 | 11 039 | 1 396 | 23 890 | 464 | 13 |
| 563,568 | WOMEN'S ACCESSORY, SPECIALTY STORES, FURRIERS | 18 | 16 | 792 | 780 | 153 | 2 913 | 69 | 12 |
| 565 | FAMILY CLOTHING STORES | 20 | 18 | 8 038 | 7 992 | 1 136 | 21 962 | 345 | 13 |
| 566 | SHOE STORES | 27 | 27 | (D) | (D) | (D) | (D) | (D) | (D) |
| 564,569 | OTHER APPAREL, ACCESSORY STORES | 12 | 8 | 913 | 715 | 55 | 985 | 22 | 13 |
| | FURNITURE, HOME FURNISHINGS, EQUIPMENT STORES | | | | | | | | |
| 57 | TOTAL | 82 | 68 | 11 083 | (D) | (D) | (D) | (D) | (D) |
| 571 | FURNITURE, HOME FURNISHINGS STORES | 45 | 41 | 6 405 | (D) | (D) | (D) | (D) | (D) |
| 572,573 | HOUSEHOLD APPLIANCE, RADIO, TELEVISION, MUSIC STORES | 37 | 27 | 4 678 | (D) | (D) | (D) | (D) | (D) |
| | EATING, DRINKING PLACES | | | | | | | | |
| 58 | TOTAL | 185 | 147 | 10 844 | 10 522 | 2 201 | 41 944 | 1 155 | 167 |
| 5812 | EATING PLACES | 171 | 139 | 9 891 | 9 657 | 2 125 | 40 637 | 1 114 | 153 |
| 5813 | DRINKING PLACES (ALCOHOLIC BEVERAGES) | 14 | 8 | 953 | 865 | 76 | 1 307 | 41 | 14 |
| | DRUG STORES, PROPRIETARY STORES | | | | | | | | |
| 59PT(591) | TOTAL | 57 | 55 | 8 660 | 8 584 | 1 346 | 25 053 | 394 | 28 |
| 591 | DRUG STORES | 53 | 51 | (D) | (D) | (D) | (D) | (D) | (D) |
| (| PROPRIETARY STORES | 4 | 4 | (D) | (D) | (D) | (D) | (D) | (D) |
| | OTHER RETAIL STORES | | | | | | | | |
| 59 EX.591 | TOTAL | 137 | 113 | 10 982 | 10 648 | 1 653 | 30 357 | 526 | 121 |
| 592 | LIQUOR STORES | 8 | 8 | 781 | 781 | 39 | 703 | 18 | 9 |
| 593 | ANTIQUA STORES, SECONDHAND STORES | 20 | 20 | 1 312 | 1 312 | 292 | 4 992 | 94 | 17 |
| 594 | BOOK, STATIONERY STORES | 4 | 4 | 102 | 102 | 12 | 534 | 11 | 4 |
| 595 | SPORTING GOODS STORES, BICYCLE SHOPS | 10 | 6 | 337 | (D) | (D) | (D) | (D) | (D) |
| 596 | FARM, GARDEN SUPPLY STORES, INCLUDING FEED STORES | 8 | 8 | 1 560 | 1 560 | 178 | 3 287 | 69 | 7 |
| 597 | JEWELRY STORES | 20 | 18 | 2 336 | 2 314 | 337 | 5 892 | 100 | 13 |
| 598 | FUEL, ICE DEALERS | 2 | 2 | (D) | (D) | (D) | (D) | (D) | (D) |
| 599 | OTHER STORES | 65 | 47 | (D) | (D) | (D) | (D) | (D) | (D) |
| | NONSTORE RETAILERS* | | | | | | | | |
| 53 PART* | TOTAL | 55 | 11 | 4 481 | (D) | (D) | (D) | (D) | (D) |

Standard Notes: - Represents zero. (D) Withheld to avoid disclosure. (NA) Not available. (X) Not applicable.
 *Nonstore retailers, part of SIC major group 53, are shown separately in this table.

TABLE 6. Cities With 500 Establishments or More: 1963-Continued

| SIC code | City and kind of business | Establishments | | Sales | | Payroll, entire year (\$1,000) | Payroll, workweek ended nearest Nov. 15 (dollars) | Paid employees, workweek ended nearest Nov. 15 (number) | Active proprietors of unincorporated businesses (number) |
|------------|--|----------------|-----------------------|-------------------------------------|---------------------------------------|--------------------------------|---|---|--|
| | | Total (number) | With payroll (number) | Total, all establishments (\$1,000) | Establishments with payroll (\$1,000) | | | | |
| | MERIDIAN | | | | | | | | |
| | RETAIL TRADE, TOTAL | 575 | 405 | 72 064 | 69 202 | 8 050 | 153 929 | 2 835 | 476 |
| | LUMBER, BUILDING MATERIALS, HARDWARE, FARM EQUIPMENT DEALERS | | | | | | | | |
| 52 | TOTAL | 20 | 16 | 3 016 | 2 864 | 369 | 7 452 | 102 | 12 |
| S21 | LUMBER AND OTHER BUILDING MATERIALS DEALERS | 7 | 7 | 2 165 | 2 165 | 301 | 6 149 | 84 | 2 |
| S22-S24 | HEATING, PLUMBING, PAINT, ELECTRICAL STORES | 9 | 5 | 562 | 410 | 56 | 1 059 | 13 | 5 |
| S251 | HARDWARE STORES | 3 | 3 | (0) | (0) | (0) | (0) | (0) | (0) |
| S252 | FARM EQUIPMENT DEALERS | 1 | 1 | (0) | (0) | (0) | (0) | (0) | (0) |
| | GENERAL MERCHANDISE GROUP STORES* | | | | | | | | |
| 53 PART* | TOTAL | 25 | 19 | 10 309 | 10 237 | 1 470 | 28 789 | 543 | 17 |
| S31 | DEPARTMENT STORES | 2 | 2 | (0) | (0) | (0) | (0) | (0) | (0) |
| S33 | LIMITED PRICE VARIETY STORES | 7 | 7 | 2 520 | 2 520 | 409 | 7 743 | 205 | 2 |
| S39 | MISCELLANEOUS GENERAL MERCHANDISE STORES | 16 | 10 | (0) | (0) | (0) | (0) | (0) | (0) |
| | FOOD STORES | | | | | | | | |
| 54 | TOTAL | 129 | 65 | 13 135 | 11 931 | 694 | 13 523 | 281 | 126 |
| S41 | GROCERY STORES, INCLUDING DELICATESSENS | 120 | 58 | 12 695 | 11 501 | 646 | 12 714 | 265 | 117 |
| S42 | MEAT MARKETS, FISH (SEAFOOD) MARKETS | 2 | 2 | (0) | (0) | (0) | (0) | (0) | (0) |
| S43 | FRUIT STORES, VEGETABLE MARKETS | 3 | 1 | 58 | (0) | (0) | (0) | (0) | (0) |
| S44 | CANDY, NUT, CONFECTIONERY STORES | 1 | 1 | (0) | (0) | (0) | (0) | (0) | (0) |
| S45-S49 | OTHER FOOD STORES | 3 | 3 | 142 | 142 | 24 | 428 | 8 | 3 |
| | AUTOMOTIVE DEALERS | | | | | | | | |
| SS EX-S54 | TOTAL | 40 | 28 | 16 850 | (0) | (0) | (0) | (0) | (0) |
| | GASOLINE SERVICE STATIONS | | | | | | | | |
| S5PT(S54) | TOTAL | 90 | 78 | 5 868 | 5 532 | 428 | 8 474 | 184 | 81 |
| | APPAREL, ACCESSORY STORES | | | | | | | | |
| 56 | TOTAL | 40 | 38 | 7 094 | 7 032 | 1 041 | 19 418 | 378 | 19 |
| S61-S67 | MEN'S, BOYS' APPAREL STORES, CUSTOM TAILORS | 9 | 9 | 867 | 867 | 120 | 2 778 | 46 | 8 |
| S62-S3-S68 | WOMEN'S CLOTHING, SPECIALTY STORES | 14 | 14 | 2 348 | 2 348 | 301 | 5 587 | 123 | 5 |
| S62 | WOMEN'S READY-TO-WEAR STORES | 9 | 9 | 2 095 | 2 095 | 267 | 4 883 | 105 | 3 |
| S63-S68 | WOMEN'S ACCESSORY, SPECIALTY STORES, FURRIERS | 5 | 5 | 253 | 253 | 34 | 704 | 18 | 2 |
| S65 | FAMILY CLOTHING STORES | 5 | 3 | (0) | (0) | (0) | (0) | (0) | (0) |
| S66 | SHOE STORES | 9 | 9 | 1 098 | 1 098 | 149 | 2 412 | 59 | 1 |
| S64-S69 | OTHER APPAREL, ACCESSORY STORES | 3 | 3 | (0) | (0) | (0) | (0) | (0) | (0) |
| | FURNITURE, HOME FURNISHINGS, EQUIPMENT STORES | | | | | | | | |
| 57 | TOTAL | 38 | 30 | (0) | (0) | (0) | (0) | (0) | (0) |
| S71 | FURNITURE, HOME FURNISHINGS STORES | 25 | 19 | (0) | (0) | (0) | (0) | (0) | (0) |
| S72-S73 | HOUSEHOLD APPLIANCE, RADIO, TELEVISION, MUSIC STORES | 13 | 11 | 1 521 | 1 445 | 249 | 4 864 | 60 | 9 |
| | EATING, DRINKING PLACES | | | | | | | | |
| S8 | TOTAL | 80 | 52 | 3 459 | 3 203 | 677 | 14 429 | 422 | 75 |
| S812 | EATING PLACES | 68 | 48 | 3 284 | 3 132 | 667 | 14 218 | 417 | 62 |
| S813 | DRINKING PLACES (ALCOHOLIC BEVERAGES) | 12 | 4 | 175 | 71 | 10 | 211 | 5 | 13 |
| | DRUG STORES, PROPRIETARY STORES | | | | | | | | |
| S9PT(S91) | TOTAL | 21 | 19 | 2 373 | 2 365 | 341 | 7 156 | 134 | 16 |
| S91 | DRUG STORES | 19 | 17 | (0) | (0) | (0) | (0) | (0) | (0) |
| (| PROPRIETARY STORES | 2 | 2 | (0) | (0) | (0) | (0) | (0) | (0) |
| | OTHER RETAIL STORES | | | | | | | | |
| S9 EX-S91 | TOTAL | 64 | 54 | 5 065 | 4 867 | 712 | 13 913 | 227 | 50 |
| S92 | LIQUOR STORES | 5 | 3 | 117 | 73 | 7 | 145 | 5 | 6 |
| S93 | ANTIQUA STORES, SECONDHAND STORES | 11 | 9 | (0) | (0) | (0) | (0) | (0) | (0) |
| S94 | BOOK, STATIONERY STORES | 2 | 2 | (0) | (0) | (0) | (0) | (0) | (0) |
| S95 | SPORTING GOODS STORES, BICYCLE SHOPS | 7 | 5 | 358 | 262 | 50 | 966 | 8 | 6 |
| S96 | FARM, GARDEN SUPPLY STORES, INCLUDING FEED STORES | 5 | 5 | 1 032 | 1 032 | 59 | 1 291 | 22 | 4 |
| S97 | JEWELRY STORES | 12 | 10 | 802 | 796 | 159 | 2 990 | 42 | 6 |
| S98 | FUEL, ICE DEALERS | 5 | 5 | 1 128 | 1 128 | 186 | 5 826 | 50 | - |
| S99 | OTHER STORES | 17 | 15 | 691 | 679 | 97 | 1 848 | 45 | 19 |
| | NONSTORE RETAILERS* | | | | | | | | |
| 53 PART* | TOTAL | 28 | 6 | (0) | 1 062 | 165 | 2 840 | 39 | 24 |

Standard Notes: - Represents zero. (D) Withheld to avoid disclosure. (NA) Not available. (X) Not applicable.
 *Nonstore retailers, part of SIC major group 53, are shown separately in this table.

TABLE 7. In-Plant Food Contractors: 1963

| SIC code | Standard metropolitan statistical area and kind of business | Establishments | | Sales | | Payroll, entire year (\$1,000) | Payroll, workweek ended nearest Nov. 15 (dollars) | Paid employees, workweek ended nearest Nov. 15 (number) | Active proprietors of unincorporated businesses (number) |
|-----------|---|----------------|-----------------------|-------------------------------------|---------------------------------------|--------------------------------|---|---|--|
| | | Total (number) | With payroll (number) | Total, all establishments (\$1,000) | Establishments with payroll (\$1,000) | | | | |
| | <u>MISSISSIPPI</u> | | | | | | | | |
| 5812 PART | IN-PLANT FOOD CONTRACTORS: TOTAL | 29 | 29 | 1 526 | 1 526 | 338 | 6 354 | 168 | 16 |
| | RESTAURANTS; LUNCHROOMS. | 6 | 6 | 245 | 245 | 54 | 970 | 28 | 5 |
| | CAFETERIAS | 15 | 15 | 909 | 909 | 220 | 4 304 | 103 | 8 |
| | REFRESHMENT PLACES | 8 | 8 | 372 | 372 | 64 | 1 080 | 37 | 3 |
| | <u>JACKSON SMSA</u> | | | | | | | | |
| 5812 PART | IN-PLANT FOOD CONTRACTORS: TOTAL | 4 | 4 | 146 | 146 | 30 | 489 | 17 | - |
| | RESTAURANTS; LUNCHROOMS. | 1 | 1 | (D) | (D) | (D) | (D) | (D) | - |
| | CAFETERIAS | 2 | 2 | (D) | (D) | (D) | (D) | (D) | - |
| | REFRESHMENT PLACES | 1 | 1 | (D) | (D) | (D) | (D) | (D) | - |

Standard Notes: - Represents zero. (D) Withheld to avoid disclosure. (NA) Not available. (X) Not applicable.

TABLE 8. Commissaries, Exchanges, and Eating and Drinking Places Operated for Military Personnel by the U. S. Department of Defense: 1963

[These data were collected by the Department of Defense and are not included in any of the tabulations of the 1963 Census of Business]

| County | Sales (\$1,000) | Civilian payroll, entire year (\$1,000) | Civilian employees, workweek ended nearest Nov. 15 (number) | Civilian payroll, workweek ended nearest Nov. 15 (dollars) | Sales (\$1,000) | Civilian payroll, entire year (\$1,000) | Civilian employees, workweek ended nearest Nov. 15 (number) | Civilian payroll, workweek ended nearest Nov. 15 (dollars) |
|------------------------------|-----------------|---|---|--|----------------------------|---|---|--|
| | | | | | | | | |
| | TOTAL | | | | COMMISSARIES | | | |
| MISSISSIPPI: TOTAL | 20 782 | 1 975 | 608 | 40 514 | 8 867 | 474 | 104 | 8 925 |
| HARRISON | 14 642 | 1 376 | 381 | 28 154 | 6 146 | 324 | 73 | 6 228 |
| LAUDERDALE | 1 650 | 168 | 103 | 3 349 | 472 | 28 | 5 | 463 |
| LOWNDES | 3 040 | 246 | 68 | 4 891 | 1 650 | 73 | 14 | 1 249 |
| WASHINGTON | 1 450 | 185 | 56 | 4 120 | 599 | 49 | 12 | 985 |
| | EXCHANGES | | | | EATING AND DRINKING PLACES | | | |
| MISSISSIPPI: TOTAL | 10 191 | 1 305 | 405 | 27 476 | 1 724 | 196 | 99 | 4 113 |
| HARRISON | 7 316 | 926 | 271 | 19 295 | 1 180 | 126 | 37 | 2 631 |
| LAUDERDALE | 880 | 100 | 46 | 2 092 | 298 | 40 | 52 | 794 |
| LOWNDES | 1 273 | 163 | 51 | 3 424 | 117 | 10 | 3 | 218 |
| WASHINGTON | 722 | 116 | 37 | 2 665 | 129 | 20 | 7 | 470 |

TABLE 9. Counties; Cities of 2,500 Inhabitants or More: 1958

| County and city | Establishments | | Sales | | Payroll, entire year (\$1,000) | County and city | Establishments | | Sales | | Payroll, entire year (\$1,000) |
|----------------------------|----------------|-----------------------|-------------------------------------|---------------------------------------|--------------------------------|------------------------------|----------------|-----------------------|-------------------------------------|---------------------------------------|--------------------------------|
| | Total (number) | With payroll (number) | Total, all establishments (\$1,000) | Establishments with payroll (\$1,000) | | | Total (number) | With payroll (number) | Total, all establishments (\$1,000) | Establishments with payroll (\$1,000) | |
| MISSISSIPPI TOTAL . . . | 18 475 | 10 937 | 1 481 766 | 1 335 910 | 133 174 | JACKSON COUNTY | 448 | 274 | 40 265 | 36 635 | 3 401 |
| AOAMS COUNTY | 350 | 242 | 38 692 | 36 912 | 4 092 | MOSS POINT | 64 | 48 | 6 174 | 5 930 | 438 |
| NATCHEZ | 279 | 211 | 35 742 | 34 760 | 3 888 | OCEAN SPRINGS | 49 | 31 | 2 592 | 2 340 | 191 |
| REMAINDER OF COUNTY . . . | 71 | 31 | 2 950 | 2 152 | 204 | PASCAGOULA | 195 | 145 | 24 062 | 22 926 | 2 385 |
| ALCORN COUNTY | 326 | 178 | 19 485 | 16 655 | 1 605 | REMAINDER OF COUNTY . . . | 140 | 50 | 7 437 | 5 439 | 387 |
| CORINTH | 201 | 143 | 16 584 | 15 224 | 1 461 | JASPER COUNTY | 126 | 64 | 7 630 | 6 372 | 439 |
| REMAINDER OF COUNTY . . . | 125 | 35 | 2 901 | 1 431 | 144 | JEFFERSON COUNTY | 86 | 44 | 4 465 | 3 451 | 313 |
| AMITE COUNTY | 94 | 48 | 5 010 | 4 106 | 256 | JEFFERSON DAVIS COUNTY . . | 98 | 68 | 6 148 | 5 612 | 503 |
| ATTALA COUNTY | 185 | 103 | 12 639 | 11 355 | 1 070 | JONES COUNTY | 481 | 285 | 47 889 | 44 189 | 4 797 |
| KOSCIUSKO | 119 | 89 | 10 947 | 10 481 | 1 001 | ELLISVILLE | 25 | 23 | 1 974 | (0) | 154 |
| REMAINDER OF COUNTY . . . | 66 | 14 | 1 692 | 874 | 69 | LAUREL | 307 | 235 | 41 428 | 40 274 | 4 494 |
| BENTON COUNTY | 54 | 18 | 1 650 | (0) | (0) | REMAINDER OF COUNTY . . . | 149 | 27 | 4 487 | (0) | 149 |
| BOLIVAR COUNTY | 411 | 251 | 29 289 | 25 873 | 2 561 | KEMPER COUNTY | 74 | 40 | 3 589 | 2 765 | 257 |
| CLEVELAND | 110 | 100 | 16 354 | 16 186 | 1 760 | LAFAYETTE COUNTY | 167 | 103 | 11 982 | 10 512 | 967 |
| REMAINDER OF COUNTY . . . | 301 | 151 | 12 935 | 9 687 | 801 | OXFORD | 102 | 86 | 9 901 | 9 289 | 853 |
| CALHOUN COUNTY | 131 | 75 | 7 635 | 6 381 | 466 | REMAINDER OF COUNTY . . . | 65 | 17 | 2 081 | 1 223 | 114 |
| CARROLL COUNTY | 74 | 26 | 2 058 | 1 222 | 88 | LAMAR COUNTY | 119 | 57 | 6 055 | 4 843 | 388 |
| CHICKASAW COUNTY | 190 | 98 | 9 655 | 8 291 | 624 | LAUDERDALE COUNTY | 692 | 450 | 65 778 | 62 106 | 7 125 |
| CHOCTAW COUNTY | 67 | 29 | 2 958 | 1 942 | 148 | MERIDIAN | 515 | 379 | 59 114 | 57 152 | 6 743 |
| CLAIBORNE COUNTY | 92 | 52 | 5 454 | 4 742 | 404 | REMAINDER OF COUNTY . . . | 177 | 71 | 6 664 | 4 954 | 382 |
| PORT GIBSON | 51 | 37 | 4 213 | 3 969 | 340 | LAWRENCE COUNTY | 108 | 46 | 5 488 | 4 270 | 342 |
| REMAINDER OF COUNTY . . . | 41 | 15 | 1 241 | 773 | 64 | LEAKE COUNTY | 125 | 67 | 7 447 | 6 355 | 504 |
| CLARKE COUNTY | 135 | 71 | 7 046 | 5 964 | 449 | LEE COUNTY | 447 | 251 | 40 475 | 36 257 | 3 494 |
| CLAY COUNTY | 149 | 85 | 10 219 | 9 175 | 937 | TUPELO | 224 | 192 | 31 259 | 30 547 | 3 063 |
| WEST POINT | 102 | 76 | 9 280 | 8 838 | 889 | REMAINDER OF COUNTY . . . | 223 | 59 | 9 216 | 5 710 | 431 |
| REMAINDER OF COUNTY . . . | 47 | 9 | 939 | 337 | 48 | LEFLORE COUNTY | 409 | 267 | 40 980 | 37 798 | 4 250 |
| COAHOMA COUNTY | 351 | 205 | 29 817 | 26 443 | 2 638 | GREENWOOD | 260 | 196 | 32 576 | 31 300 | 3 531 |
| CLARKSOALE | 230 | 158 | 24 502 | 22 936 | 2 410 | REMAINDER OF COUNTY . . . | 149 | 71 | 8 404 | 6 498 | 719 |
| REMAINDER OF COUNTY . . . | 121 | 47 | 5 315 | 3 507 | 228 | LINCOLN COUNTY | 229 | 137 | 19 597 | 17 891 | 1 841 |
| COPIAH COUNTY | 229 | 125 | 14 975 | 12 699 | 1 175 | BROOKHAVEN | 154 | 124 | 16 668 | 16 174 | 1 702 |
| CRYSTAL SPRINGS | 70 | 50 | 5 727 | 5 393 | 484 | REMAINDER OF COUNTY . . . | 75 | 13 | 2 929 | 1 717 | 139 |
| HAZLEHURST | 60 | 46 | 5 505 | 5 197 | 541 | LOWNOES COUNTY | 402 | 258 | 33 301 | 30 403 | 3 339 |
| REMAINDER OF COUNTY . . . | 99 | 29 | 3 743 | 2 109 | 150 | COLUMBUS | 281 | 189 | 27 734 | 26 054 | 2 906 |
| COVINGTON COUNTY | 117 | 65 | 5 931 | 4 929 | 450 | REMAINDER OF COUNTY . . . | 121 | 69 | 5 567 | 4 349 | 433 |
| DE SOTO COUNTY | 144 | 76 | 8 379 | 7 009 | 578 | MAISON COUNTY | 242 | 140 | 15 865 | 13 787 | 1 189 |
| FORREST COUNTY | 495 | 341 | 59 107 | 56 121 | 6 130 | CANTON | 141 | 99 | 10 570 | 9 806 | 869 |
| HATTIESBURG | 391 | 291 | 51 925 | 49 887 | 5 639 | REMAINDER OF COUNTY . . . | 101 | 41 | 5 295 | 3 981 | 320 |
| REMAINDER OF COUNTY . . . | 104 | 50 | 7 182 | 6 234 | 491 | MARION COUNTY | 224 | 126 | 16 937 | 15 105 | 1 518 |
| FRANKLIN COUNTY | 80 | 40 | 3 704 | 2 870 | 223 | COLUMBIA | 126 | 106 | 14 268 | 13 868 | 1 388 |
| GEORGE COUNTY | 101 | 55 | 7 556 | 6 386 | 592 | REMAINDER OF COUNTY . . . | 98 | 20 | 2 669 | 1 237 | 130 |
| GREENE COUNTY | 75 | 31 | 2 933 | 1 957 | 150 | MARSHALL COUNTY | 151 | 91 | 8 046 | 7 104 | 624 |
| GRENAOA COUNTY | 190 | 112 | 13 039 | 11 751 | 1 108 | HOLLY SPRINGS | 69 | 61 | 4 686 | 4 588 | 375 |
| GRENAOA | 119 | 93 | 11 046 | 10 592 | 1 002 | REMAINDER OF COUNTY . . . | 82 | 30 | 3 360 | 2 516 | 249 |
| REMAINDER OF COUNTY . . . | 71 | 19 | 1 993 | 1 159 | 106 | MONROE COUNTY | 290 | 162 | 18 790 | 16 272 | 1 591 |
| HANCOCK COUNTY | 152 | 80 | 7 948 | 6 370 | 538 | ABERDEEN | 92 | 72 | 8 197 | 7 851 | 808 |
| BAY ST LOUIS | 78 | 50 | 5 225 | 4 571 | 394 | AMORY | 90 | 58 | 6 481 | 6 023 | 601 |
| REMAINDER OF COUNTY . . . | 74 | 30 | 2 723 | 1 799 | 144 | REMAINDER OF COUNTY . . . | 108 | 32 | 4 112 | 2 398 | 182 |
| HARRISON COUNTY | 1 017 | 643 | 96 585 | 89 557 | 9 430 | MONTGOMERY COUNTY | 145 | 83 | 6 764 | 5 724 | 557 |
| BILOXI | 410 | 272 | 38 283 | 35 621 | 3 604 | WINONA | 66 | 56 | 4 639 | 4 449 | 468 |
| GULFPORT | 330 | 246 | 44 432 | 42 746 | 4 753 | REMAINDER OF COUNTY . . . | 79 | 27 | 2 125 | 1 275 | 89 |
| LONG BEACH | 39 | 13 | 1 294 | 958 | 99 | NESHOBIA COUNTY | 134 | 82 | 9 559 | 8 281 | 715 |
| PASS CHRISTIAN | 52 | 28 | 2 352 | 1 856 | 145 | PHILADELPHIA | 88 | 72 | 7 491 | 6 975 | 614 |
| REMAINDER OF COUNTY . . . | 186 | 84 | 10 224 | 8 376 | 829 | REMAINDER OF COUNTY . . . | 46 | 10 | 2 068 | 1 306 | 101 |
| HINDS COUNTY | 1 601 | 1 099 | 211 458 | 201 464 | 22 495 | NEWTON COUNTY | 202 | 120 | 12 204 | 10 736 | 901 |
| JACKSON | 1 262 | 898 | 187 908 | 180 758 | 20 728 | NEWTON | 56 | 44 | 4 694 | 4 520 | 405 |
| REMAINDER OF COUNTY . . . | 339 | 201 | 23 550 | 20 706 | 1 767 | REMAINDER OF COUNTY . . . | 146 | 76 | 7 510 | 6 216 | 496 |
| HOLMES COUNTY | 210 | 138 | 11 989 | 10 653 | 957 | NOXUBEE COUNTY | 141 | 83 | 8 294 | 7 084 | 605 |
| LEXINGTON | 53 | 43 | 4 506 | 4 358 | 431 | OKTIBBEHA COUNTY | 176 | 102 | 13 362 | 12 110 | 1 051 |
| REMAINDER OF COUNTY . . . | 157 | 95 | 7 483 | 6 295 | 526 | STARKVILLE | 103 | 79 | 11 112 | 10 688 | 967 |
| HUMPHREYS COUNTY | 117 | 83 | 8 618 | 8 146 | 719 | REMAINDER OF COUNTY . . . | 73 | 23 | 2 250 | 1 422 | 84 |
| BELZONI | 64 | 58 | 6 637 | 6 521 | 583 | PANOLA COUNTY | 217 | 131 | 14 598 | 13 312 | 1 084 |
| REMAINDER OF COUNTY . . . | 53 | 25 | 1 981 | 1 625 | 136 | PEARL RIVER COUNTY | 211 | 119 | 16 051 | 14 013 | 1 273 |
| ISSAQUENA COUNTY | 13 | 3 | 417 | (0) | (0) | PICAYUNE | 102 | 70 | 10 166 | 9 692 | 907 |
| ITAWAMBA COUNTY | 108 | 48 | 5 239 | 4 119 | 322 | REMAINDER OF COUNTY . . . | 109 | 49 | 5 885 | 4 321 | 366 |
| | | | | | | PERRY COUNTY | 59 | 35 | 4 349 | 4 021 | 334 |
| | | | | | | PIKE COUNTY | 369 | 239 | 33 245 | 31 095 | 2 822 |
| | | | | | | MCCOMB | 192 | 152 | 22 967 | 22 369 | 2 209 |
| | | | | | | REMAINDER OF COUNTY . . . | 177 | 87 | 10 278 | 8 726 | 613 |

Standard Notes: — Represents zero. (D) Withheld to avoid disclosure. (NA) Not available. (X) Not applicable.

TABLE 9. Counties; Cities of 2,500 Inhabitants or More: 1958—Continued

| County and city | Establishments | | Sales | | Payroll, entire year (\$1,000) | County and city | Establishments | | Sales | | Payroll, entire year (\$1,000) |
|-------------------------------|----------------|-----------------------|-------------------------------------|---------------------------------------|--------------------------------|-------------------------------|----------------|-----------------------|-------------------------------------|---------------------------------------|--------------------------------|
| | Total (number) | With payroll (number) | Total, all establishments (\$1,000) | Establishments with payroll (\$1,000) | | | Total (number) | With payroll (number) | Total, all establishments (\$1,000) | Establishments with payroll (\$1,000) | |
| PONTOTOC COUNTY | 144 | 60 | 8 928 | 7 162 | 562 | TUNICA COUNTY | 100 | 68 | 7 823 | 7 167 | 740 |
| PRETISS COUNTY | 162 | 96 | 10 442 | 9 100 | 711 | UNION COUNTY | 226 | 96 | 13 162 | 10 482 | 857 |
| BOONEVILLE | 78 | 68 | 7 349 | 7 195 | 537 | NEW ALBANY | 117 | 87 | 10 208 | 9 592 | 799 |
| REMAINDER OF COUNTY | 84 | 28 | 3 093 | 1 905 | 174 | REMAINDER OF COUNTY | 109 | 9 | 2 954 | 890 | 58 |
| QUITMAN COUNTY | 136 | 78 | 7 763 | 6 737 | 674 | WALTHALL COUNTY | 111 | 51 | 7 716 | 6 516 | 685 |
| RANKIN COUNTY | 183 | 97 | 10 589 | 8 951 | 699 | WARREN COUNTY | 450 | 280 | 41 028 | 37 952 | 4 092 |
| SCOTT COUNTY | 223 | 129 | 15 844 | 14 246 | 1 260 | VICKSBURG | 359 | 253 | 37 830 | 35 918 | 3 861 |
| FOREST | 76 | 64 | 7 783 | 7 549 | 719 | REMAINDER OF COUNTY | 91 | 27 | 3 198 | 2 034 | 231 |
| REMAINDER OF COUNTY | 147 | 65 | 8 061 | 6 697 | 541 | WASHINGTON COUNTY | 580 | 400 | 59 501 | 55 669 | 5 810 |
| SHARKEY COUNTY | 86 | 56 | 5 870 | 5 426 | 511 | GREENVILLE | 355 | 259 | 44 163 | 42 173 | 4 538 |
| SIMPSON COUNTY | 176 | 92 | 10 529 | 9 079 | 712 | LELANO | 68 | 58 | 5 319 | 5 135 | 495 |
| SMITH COUNTY | 115 | 39 | 5 399 | 3 775 | 279 | REMAINDER OF COUNTY | 157 | 83 | 10 019 | 8 361 | 777 |
| STONE COUNTY | 90 | 54 | 5 801 | 4 855 | 409 | WAYNE COUNTY | 132 | 78 | 8 752 | 7 908 | 697 |
| SUNFLOWER COUNTY | 321 | 195 | 22 020 | 19 694 | 1 883 | WAYNESBORO | 74 | 62 | 7 422 | 7 134 | 634 |
| INOIANOLA | 80 | 62 | 9 557 | 9 321 | 939 | REMAINDER OF COUNTY | 58 | 16 | 1 330 | 774 | 63 |
| REMAINDER OF COUNTY | 241 | 133 | 12 463 | 10 373 | 944 | WEBSTER COUNTY | 93 | 51 | 6 211 | 5 353 | 435 |
| TALLAHATCHIE COUNTY | 185 | 87 | 8 541 | 6 875 | 587 | WILKINSON COUNTY | 125 | 69 | 7 138 | 6 194 | 461 |
| CHARLESTON | 50 | 38 | 3 543 | 3 431 | 279 | WINSTON COUNTY | 145 | 85 | 8 982 | 7 878 | 703 |
| REMAINDER OF COUNTY | 135 | 49 | 4 998 | 3 444 | 308 | LOUISVILLE | 81 | 67 | 7 313 | 6 983 | 642 |
| TATE COUNTY | 144 | 84 | 9 947 | 9 049 | 840 | REMAINDER OF COUNTY | 64 | 18 | 1 669 | 895 | 61 |
| TIPPAH COUNTY | 177 | 75 | 7 449 | 5 557 | 451 | YALOBUSHA COUNTY | 143 | 71 | 6 803 | 5 099 | 438 |
| TISHOMINGO COUNTY | 150 | 60 | 7 901 | 5 673 | 331 | WATER VALLEY | 73 | 37 | 3 515 | 2 453 | 224 |
| | | | | | | REMAINDER OF COUNTY | 70 | 34 | 3 288 | 2 646 | 214 |
| | | | | | | YAZOO COUNTY | 248 | 142 | 18 989 | 17 105 | 1 834 |
| | | | | | | YAZOO CITY | 158 | 114 | 16 170 | 15 636 | 1 730 |
| | | | | | | REMAINDER OF COUNTY | 90 | 28 | 2 819 | 1 469 | 104 |

Standard Notes: - Represents zero. (D) Withheld to avoid disclosure. (NA) Not available. (X) Not applicable.

TABLE 10. Standard Metropolitan Statistical Areas: 1958

[Data are based on 1964 SMSA definitions]

| SIC code | Kind of business | Establishments | | Sales | |
|--------------|---|----------------|-----------------------|-------------------------------------|---------------------------------------|
| | | Total (number) | With payroll (number) | Total, all establishments (\$1,000) | Establishments with payroll (\$1,000) |
| JACKSON SMSA | | | | | |
| | RETAIL TRADE, TOTAL | 1 784 | 1 196 | 222 047 | 210 415 |
| 52 | LUMBER, BLOG MATLS, HOWE, FARM EQUIP. DEALERS | 81 | 65 | 13 126 | 12 780 |
| 53 PART* | GENERAL MERCHANOISE GROUP STORES* | 133 | 63 | 26 211 | 24 793 |
| 54 | FOOD STORES | 419 | 193 | 52 038 | 47 010 |
| 55 EX.554 | AUTOMOTIVE DEALERS | 88 | 72 | 45 152 | 44 850 |
| 55PT(554) | GASOLINE SERVICE STATIONS | 242 | 196 | 15 655 | 14 731 |
| 56 | APPAREL, ACCESSORY STORES | 129 | 117 | (0) | (0) |
| 57 | FURNITURE, HOME FURNISHINGS, EQUIPMENT STORES | 91 | 73 | (0) | (0) |
| 58 | EATING, DRINKING PLACES | 238 | 180 | 10 884 | 9 950 |
| 59PT(591) | DRUG STORES, PROPRIETARY STORES | 74 | 68 | 8 150 | 7 998 |
| 59 EX.591 | OTHER RETAIL STORES | 215 | 147 | 15 402 | 14 036 |
| 53 PART* | NONSTORE RETAILERS* | 74 | 22 | 5 828 | 5 184 |

Standard Notes: - Represents zero. (D) Withheld to avoid disclosure. (NA) Not available. (X) Not applicable.
*Nonstore retailers, part of SIC major group 53, are shown separately in this table.

TABLE 11. Counties With 500 Establishments or More: 1958


| SIC code | Kind of business | Establishments | | Sales | | Establishments | | Sales | |
|-----------|---|-------------------|--------------------------|--|--|-------------------|--------------------------|--|--|
| | | Total (number) | With payroll (number) | Total, all establishments (\$1,000) | Establishments with payroll (\$1,000) | Total (number) | With payroll (number) | Total, all establishments (\$1,000) | Establishments with payroll (\$1,000) |
| | RETAIL TRADE, TOTAL | 1 117 | 643 | 96 585 | 89 557 | 1 601 | 1 199 | 211 458 | 201 464 |
| | | HARRISON COUNTY | | | | HINDS COUNTY | | | |
| S2 | LUMBER, BLDG MATLS, HOME, FARM EQUIP. DEALERS | 38 | 34 | 4 618 | 4 568 | 76 | 62 | 12 660 | 12 324 |
| S3 PART* | GENERAL MERCHANDISE GROUP STORES* | 32 | 24 | 11 246 | 11 042 | 97 | 51 | 25 091 | 24 209 |
| S4 | FOOD STORES | 238 | 104 | 24 773 | 21 607 | 359 | 171 | 48 874 | 44 624 |
| S5 EX.S54 | AUTOMOTIVE DEALERS | 63 | 53 | 17 770 | 17 710 | 78 | 62 | 43 571 | 43 291 |
| S5PT(S54) | GASOLINE SERVICE STATIONS | 123 | 87 | 7 777 | 6 805 | 214 | 178 | 14 556 | 13 770 |
| S6 | APPAREL, ACCESSORY STORES | 67 | 57 | 6 619 | 6 453 | 127 | 115 | 17 830 | 17 592 |
| S7 | FURNITURE, HOME FURNISHINGS, EQUIPMENT STORES | 55 | 41 | 5 627 | 5 389 | 87 | 69 | 10 964 | 10 684 |
| S8 | EATING, DRINKING PLACES | 210 | 132 | 7 738 | 6 552 | 228 | 174 | 10 684 | 9 810 |
| S9PT(S91) | DRUG STORES, PROPRIETARY STORES | 36 | 28 | 3 631 | 3 401 | 68 | 62 | 7 797 | 7 645 |
| S9 EX.S91 | OTHER RETAIL STORES | 123 | 75 | 5 388 | 4 780 | 197 | 133 | 13 629 | 12 331 |
| S3 PART* | NONSTORE RETAILERS* | 32 | 8 | 1 398 | 1 250 | 70 | 22 | 5 802 | 5 184 |
| | | LAUDERDALE COUNTY | | | | WASHINGTON COUNTY | | | |
| | RETAIL TRADE, TOTAL | 692 | 450 | 65 778 | 62 106 | 580 | 400 | 59 501 | 55 669 |
| S2 | LUMBER, BLDG MATLS, HOME, FARM EQUIP. DEALERS | 24 | 22 | 2 883 | (D) | 30 | 28 | 6 607 | (0) |
| S3 PART* | GENERAL MERCHANDISE GROUP STORES* | 32 | 22 | 7 571 | 7 441 | 43 | 29 | 6 795 | 6 487 |
| S4 | FOOD STORES | 198 | 86 | 15 037 | 13 351 | 157 | 67 | 13 454 | 11 342 |
| S5 EX.S54 | AUTOMOTIVE DEALERS | 41 | 29 | 12 801 | 12 629 | 32 | 30 | 10 506 | (D) |
| S5PT(S54) | GASOLINE SERVICE STATIONS | 94 | 72 | 5 578 | 5 184 | 70 | 58 | 4 541 | 4 131 |
| S6 | APPAREL, ACCESSORY STORES | 44 | 40 | 6 998 | 6 964 | 54 | 46 | 4 195 | 4 063 |
| S7 | FURNITURE, HOME FURNISHINGS, EQUIPMENT STORES | 36 | 30 | 3 699 | 3 587 | 30 | 28 | 2 783 | (D) |
| S8 | EATING, DRINKING PLACES | 89 | 61 | 3 396 | 2 914 | 78 | 50 | 2 077 | 1 717 |
| S9PT(S91) | DRUG STORES, PROPRIETARY STORES | 30 | 20 | 1 848 | 1 720 | 21 | 17 | 1 747 | 1 693 |
| S9 EX.S91 | OTHER RETAIL STORES | 80 | 58 | 5 061 | 4 757 | 49 | 43 | 6 353 | 6 191 |
| S3 PART* | NONSTORE RETAILERS* | 24 | 10 | 906 | (0) | 16 | 4 | 443 | (D) |

Standard Notes: — Represents zero. (D) Withheld to avoid disclosure. (NA) Not available. (X) Not applicable.
*Nonstore retailers, part of SIC major group 53, are shown separately in this table.

TABLE 12. Cities With 500 Establishments or More: 1958

| SIC code | Kind of business | Establishments | | Sales | | Establishments | | Sales | |
|-----------|---|-------------------|--------------------------|--|--|-------------------|--------------------------|--|--|
| | | Total (number) | With payroll (number) | Total, all establishments (\$1,000) | Establishments with payroll (\$1,000) | Total (number) | With payroll (number) | Total, all establishments (\$1,000) | Establishments with payroll (\$1,000) |
| | RETAIL TRADE, TOTAL | 1 262 | 898 | 187 908 | 180 758 | 515 | 379 | 59 114 | 57 152 |
| | | JACKSON | | | | MERIDIAN | | | |
| S2 | LUMBER, BLDG MATLS, HOME, FARM EQUIP. DEALERS | 61 | 51 | 8 639 | 8 429 | 22 | 20 | (0) | (D) |
| S3 PART* | GENERAL MERCHANDISE GROUP STORES* | 67 | 33 | 23 831 | 23 131 | 13 | 11 | 6 613 | (D) |
| S4 | FOOD STORES | 252 | 126 | 41 762 | 38 898 | 125 | 67 | 13 230 | 12 350 |
| S5 EX.S54 | AUTOMOTIVE DEALERS | 68 | 56 | 42 085 | 41 891 | 29 | 25 | 11 997 | 11 947 |
| S5PT(S54) | GASOLINE SERVICE STATIONS | 165 | 143 | 12 251 | 11 841 | 74 | 58 | 4 454 | 4 180 |
| S6 | APPAREL, ACCESSORY STORES | 115 | 103 | 17 343 | 17 125 | 39 | 39 | (D) | (D) |
| S7 | FURNITURE, HOME FURNISHINGS, EQUIPMENT STORES | 78 | 66 | 10 745 | 10 587 | 34 | 28 | (D) | (D) |
| S8 | EATING, DRINKING PLACES | 190 | 142 | 9 032 | 8 238 | 64 | 48 | 2 475 | 2 255 |
| S9PT(S91) | DRUG STORES, PROPRIETARY STORES | 50 | 48 | 6 757 | (D) | 30 | 20 | 1 848 | 1 720 |
| S9 EX.S91 | OTHER RETAIL STORES | 152 | 110 | (D) | 9 612 | 68 | 54 | 4 693 | 4 553 |
| S3 PART* | NONSTORE RETAILERS* | 64 | 20 | (D) | (D) | 17 | 9 | 774 | 720 |

Standard Notes: — Represents zero. (D) Withheld to avoid disclosure. (NA) Not available. (X) Not applicable.
*Nonstore retailers, part of SIC major group 53, are shown separately in this table.




Missouri

CONTENTS

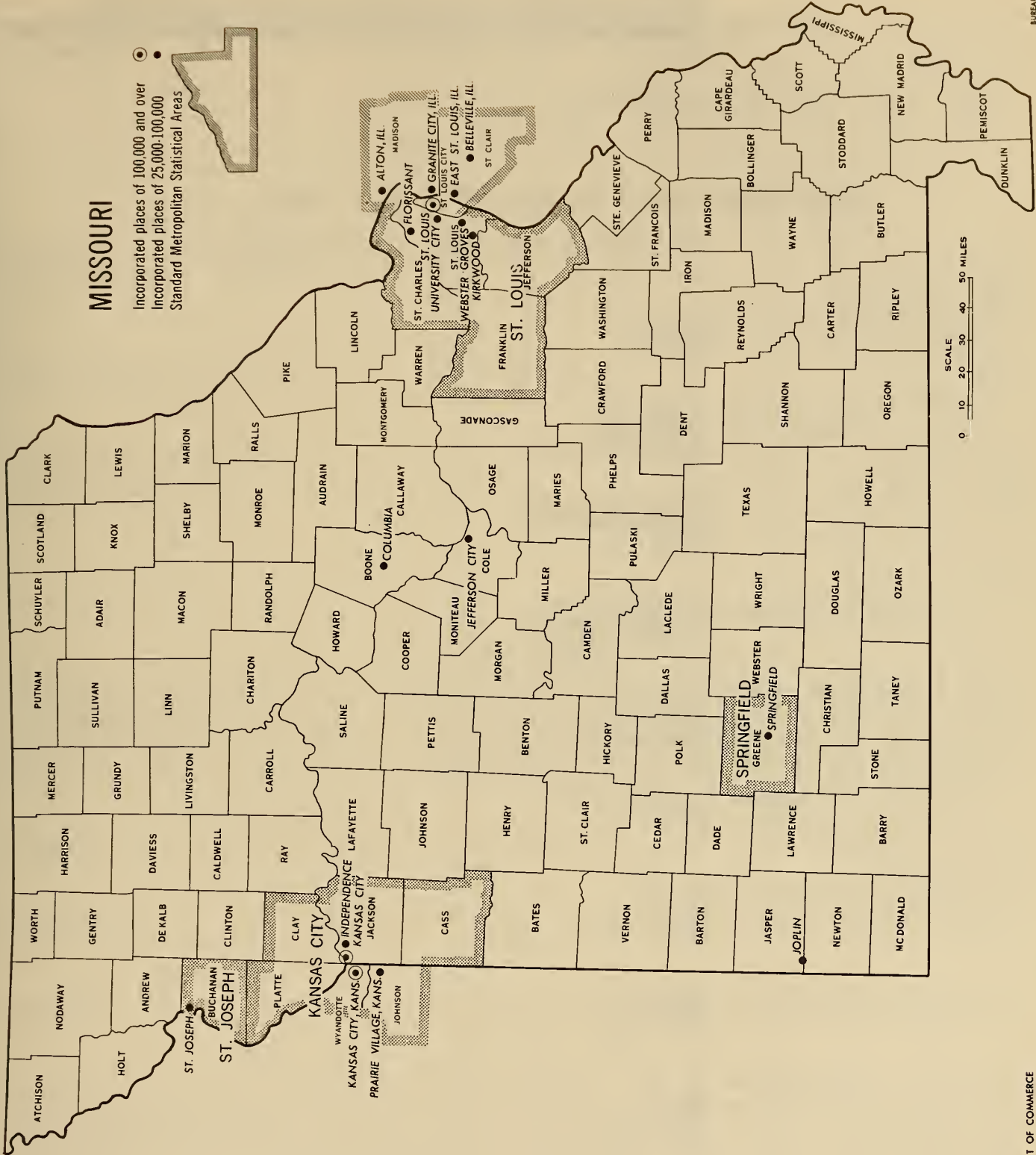
[Page numbers listed here omit the State prefix, 27-, which appears as part of number for each page.]

| | page |
|--|-----------|
| State Map | 3 |
| Chart on Retail Sales: 1958 and 1963 | 4 |
| TABLE 1 The State: 1963 and 1958 | 5 |
| 2 The State: 1963 | 6 |
| 3 Counties; Cities of 2,500 Inhabitants or More: 1963 | 8 |
| 4 Standard Metropolitan Statistical Areas: 1963 | 18 |
| 5 Counties With 500 Establishments or More: 1963 | 26 |
| 6 Cities With 500 Establishments or More: 1963 | 36 |
| 7 In-Plant Food Contractors: 1963 | 43 |
| 8 Commissaries, Exchanges, and Eating and Drinking Places Operated for Military Personnel by the U.S. Department of Defense: 1963 | 43 |
| 9 Counties; Cities of 2,500 Inhabitants or More: 1958 | 44 |
| 10 Standard Metropolitan Statistical Areas: 1958 | 47 |
| 11 Counties With 500 Establishments or More: 1958 | 48 |
| 12 Cities With 500 Establishments or More: 1958 | 49 |



MISSOURI

Incorporated places of 100,000 and over
 Incorporated places of 25,000-100,000
 Standard Metropolitan Statistical Areas



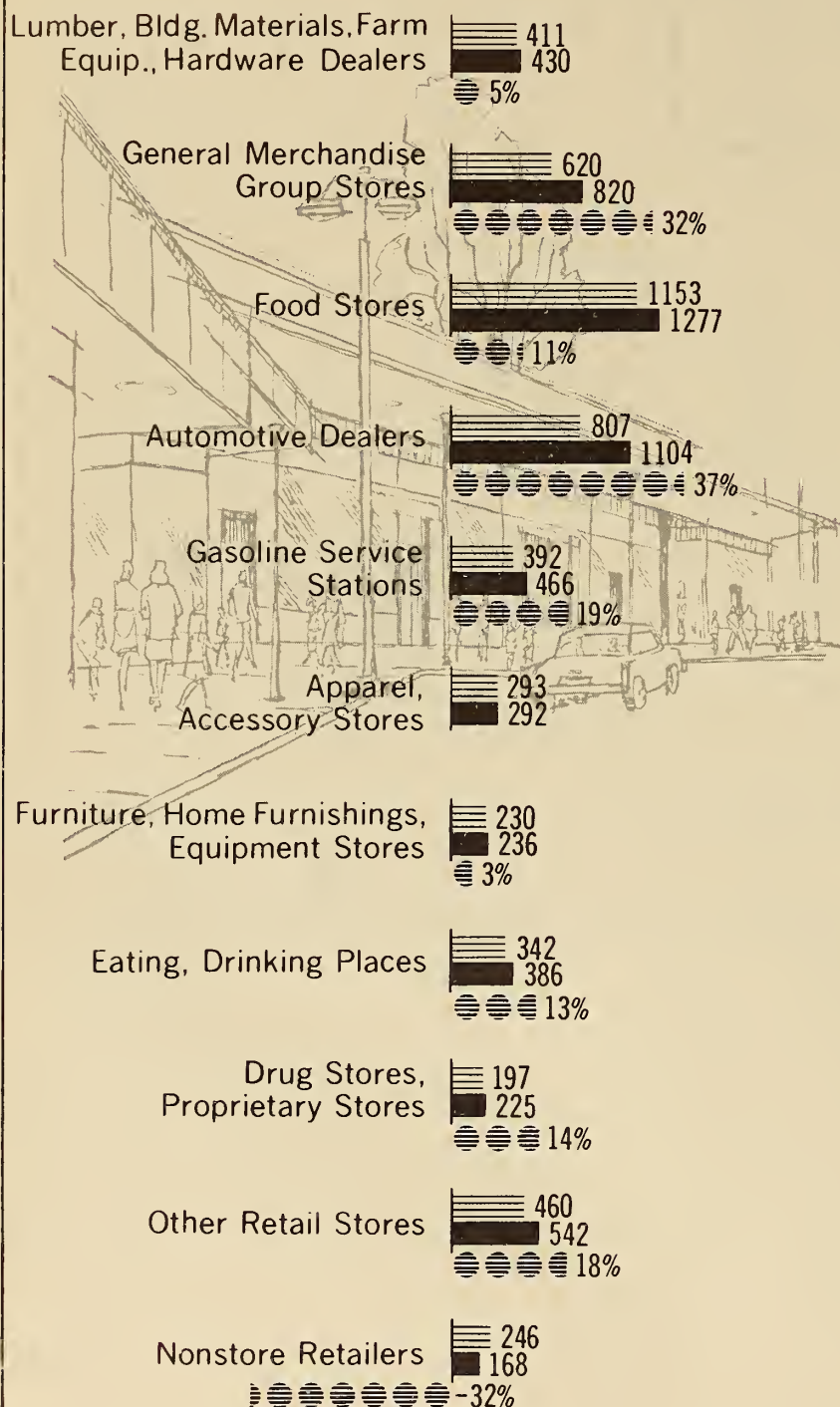
BUREAU OF THE CENSUS

U.S. DEPARTMENT OF COMMERCE



EACH SYMBOL = 5% CHANGE

MISSOURI Retail Trade: 1958 and 1963 SALES IN MILLIONS OF DOLLARS



1958 1963

1963 CENSUS OF BUSINESS, U. S. Department of Commerce, Bureau of the Census

TABLE 1. The State: 1963 and 1958

| SIC code | Kind of business | 1963 | | | | 1958 | | | |
|-----------|---|-------------------|-----------------------------|--|--|-------------------|-----------------------------|--|--|
| | | Establishments | | Sales | | Establishments | | Receipts | |
| | | Total (number) | With payroll (number) | Total, all establish- ments (\$1,000) | Establish- ments with payroll (\$1,000) | Total (number) | With payroll (number) | Total, all establish- ments (\$1,000) | Establish- ments with payroll (\$1,000) |
| | RETAIL TRADE, TOTAL | 42 304 | 30 368 | 5 946 185 | 5 699 183 | 47 825 | 30 819 | 5 150 480 | 4 809 958 |
| | LUMBER, BUILDING MATERIALS, HARDWARE, FARM EQUIPMENT DEALERS | | | | | | | | |
| | TOTAL | 2 770 | 2 332 | 429 653 | 418 323 | 3 338 | 2 470 | 410 537 | 392 287 |
| 52 | LUMBER AND OTHER BUILDING MATERIALS DEALERS | 875 | 805 | 175 620 | 173 402 | 1 023 | 833 | 173 616 | 170 640 |
| 522-524 | HEATING, PLUMBING, PAINT, ELECTRICAL STORES | 501 | 389 | 38 816 | 36 498 | 577 | 355 | 46 704 | 43 116 |
| 5251 | HARDWARE STORES | 794 | 606 | 78 838 | 74 798 | 1 004 | 662 | 64 425 | 56 633 |
| 5252 | FARM EQUIPMENT DEALERS | 600 | 532 | 136 379 | 133 625 | 734 | 620 | 125 792 | 121 898 |
| | GENERAL MERCHANDISE GROUP STORES* | | | | | | | | |
| | TOTAL | 1 749 | 1 411 | 770 879 | 763 311 | 2 697 | 1 453 | 620 307 | 591 247 |
| 53 PART* | DEPARTMENT STORES | 105 | 105 | 522 640 | 552 640 | 73 | 73 | 400 530 | 400 530 |
| 533 | LIMITED PRICE VARIETY STORES | 582 | 532 | 98 640 | 97 882 | 586 | 502 | 79 161 | 77 843 |
| 539 | MISCELLANEOUS GENERAL MERCHANDISE STORES | 1 062 | 774 | 119 599 | 112 789 | 2 038 | 878 | 140 616 | 112 874 |
| | FOOD STORES | | | | | | | | |
| | TOTAL | 6 900 | 4 066 | 1 277 150 | 1 204 336 | 8 240 | 4 584 | 1 153 332 | 1 064 302 |
| 54 | GROCERY STORES, INCLUDING DELICATESSENS | 5 574 | 3 354 | 1 216 819 | 1 155 379 | 6 201 | 3 741 | 1 070 158 | 1 004 440 |
| 541 | MEAT MARKETS, FISH (SEAFOOD) MARKETS | 152 | 88 | 10 603 | 9 371 | (1) | (1) | (1) | (1) |
| 542 | FRUIT STORES, VEGETABLE MARKETS | 139 | 49 | 6 703 | 5 261 | 214 | 66 | 9 015 | 6 255 |
| 543 | CANOV, NUT, CONFECTIONERY STORES | 459 | 103 | 13 310 | 6 290 | 724 | 102 | 16 602 | 4 652 |
| 544-549 | OTHER FOOD STORES | 576 | 472 | 29 715 | 28 035 | 742 | 474 | 29 424 | 25 270 |
| | AUTOMOTIVE DEALERS | | | | | | | | |
| | TOTAL | 2 753 | 2 021 | 1 104 170 | 1 080 802 | 2 803 | 1 965 | 806 806 | 782 792 |
| | GASOLINE SERVICE STATIONS | | | | | | | | |
| | TOTAL | 5 972 | 4 478 | 465 747 | 425 091 | 6 195 | 4 133 | 391 637 | 341 831 |
| | APPAREL, ACCESSORY STORES | | | | | | | | |
| | TOTAL | 2 433 | 2 077 | 292 260 | 285 216 | 2 624 | 2 152 | 292 851 | 284 459 |
| 561+567 | MEN'S, BOYS' APPAREL STORES, CUSTOM TAILORS | 394 | 344 | 54 869 | 53 949 | 428 | 368 | 50 970 | 49 996 |
| 562-3,568 | WOMEN'S CLOTHING, SPECIALTY STORES | 821 | 739 | 102 105 | 101 065 | 836 | 718 | 103 514 | 101 854 |
| 562 | WOMEN'S READY-TO-WEAR STORES | 599 | 537 | 84 522 | 83 582 | ** | 572 | ** | 83 801 |
| 563+568 | WOMEN'S ACCESSORY, SPECIALTY STORES, FURRIERS | 222 | 202 | 17 583 | 17 483 | ** | 146 | ** | 18 053 |
| 565 | FAMILY CLOTHING STORES | 482 | 354 | 78 027 | 74 973 | ** | 420 | ** | 75 100 |
| 566 | SHOE STORES | 598 | 538 | 50 453 | 48 807 | 676 | 536 | 52 037 | 49 193 |
| 564+569 | OTHER APPAREL, ACCESSORY STORES | 138 | 102 | 6 806 | 6 422 | 156 | 110 | 9 246 | 8 316 |
| | FURNITURE, HOME FURNISHINGS, EQUIPMENT STORES | | | | | | | | |
| | TOTAL | 2 015 | 1 571 | 236 123 | 228 035 | 2 433 | 1 701 | 230 236 | 217 606 |
| 571 | FURNITURE, HOME FURNISHINGS STORES | 1 121 | 821 | 144 412 | 138 988 | 1 196 | 842 | 141 750 | 136 092 |
| 572+573 | HOUSEHOLD APPLIANCE, RADIO, TELEVISION, MUSIC STORES | 894 | 750 | 91 711 | 89 047 | 1 237 | 859 | 88 486 | 81 514 |
| | EATING, DRINKING PLACES | | | | | | | | |
| | TOTAL | 8 286 | 6 492 | 386 045 | 361 719 | 9 304 | 6 578 | 342 069 | 301 611 |
| 5812 | EATING PLACES | 5 551 | 4 617 | 295 456 | 284 396 | 5 930 | 4 444 | 246 374 | 226 150 |
| 5813 | DRINKING PLACES (ALCOHOLIC BEVERAGES) | 2 735 | 1 875 | 90 589 | 77 323 | 3 374 | 2 134 | 95 695 | 75 461 |
| | DRUG STORES, PROPRIETARY STORES | | | | | | | | |
| | TOTAL | 1 482 | 1 310 | 224 946 | 221 486 | 1 695 | 1 477 | 196 634 | 191 474 |
| 59PT(591) | DRUG STORES | 1 286 | 1 160 | 215 901 | 213 159 | 1 471 | 1 309 | 188 108 | 183 994 |
| 591 | PROPRIETARY STORES | 196 | 150 | 9 045 | 8 327 | 224 | 168 | 8 526 | 7 480 |
| | OTHER RETAIL STORES | | | | | | | | |
| | TOTAL | 5 863 | 4 139 | 541 599 | 509 967 | 6 199 | 3 815 | 460 128 | 418 248 |
| 592 | LIQUOR STORES | 974 | 732 | 89 276 | 81 558 | 941 | 647 | 78 511 | 69 169 |
| 593 | ANTIQUES STORES, SECONHAND STORES | 629 | 345 | 25 938 | 23 144 | 629 | 305 | 17 285 | 13 733 |
| 594 | BOOK, STATIONERY STORES | 137 | 121 | 9 953 | 9 755 | 181 | 129 | 11 423 | 10 553 |
| 595 | SPORTING GOODS STORES, BICYCLE SHOPS | 227 | 125 | 13 646 | 12 088 | 213 | 101 | 10 826 | 8 748 |
| 596 | FARM, GARDEN SUPPLY STORES, INCLUDING FEEO STORES | 1 066 | 838 | 230 699 | 222 771 | 1 044 | 814 | 168 041 | 161 649 |
| 597 | JEWELRY STORES | 497 | 353 | 34 949 | 32 823 | 615 | 371 | 36 546 | 32 806 |
| 598 | FUEL, ICE DEALERS | 577 | 449 | 59 228 | 57 746 | 735 | 507 | 62 372 | 59 246 |
| 599 | OTHER STORES | 1 756 | 1 176 | 77 910 | 70 082 | 1 841 | 941 | 75 124 | 62 344 |
| | NONSTORE RETAILERS* | | | | | | | | |
| 53 PART* | TOTAL | 2 081 | 471 | 217 613 | 200 897 | 2 297 | 491 | 245 943 | 224 101 |

Standard Notes: - Represents zero. (D) Withheld to avoid disclosure. (NA) Not available. (X) Not applicable.
 *Nonstore retailers, part of SIC major group 53, are shown separately in this table.
 **Data not provided because establishments with no payroll are classified only at the next broader kind-of-business level.
 †Comparable data not available because of change in kind-of-business definition.

TABLE 2. The State: 1963

| SIC code | Kind of business | Establishments | | Sales | | Payroll, entire year (\$1,000) | Payroll, workweek ended nearest Nov. 15 (dollars) | Paid employees, workweek ended nearest Nov. 15 (number) | Active proprietors of unincorporated businesses (number) |
|------------|--|----------------|--------------|---------------------------|-----------------------------|--------------------------------|---|---|--|
| | | Total | With payroll | Total, all establishments | Establishments with payroll | | | | |
| | | (number) | (number) | (\$1,000) | (\$1,000) | | | | |
| | RETAIL TRADE, TOTAL | 42 304 | 30 368 | 5 946 185 | 5 699 183 | 674 584 | 13 100 495 | 211 921 | 39 256 |
| | LUMBER, BUILDING MATERIALS, HARDWARE, FARM EQUIPMENT DEALERS | | | | | | | | |
| 52 | TOTAL | 2 770 | 2 332 | 429 653 | 418 323 | 48 874 | 925 127 | 11 899 | 2 250 |
| 521 | (LUMBER YARDS | 643 | 605 | 143 464 | 141 960 | 16 925 | 320 790 | 3 803 | 366 |
| | (BUILDING MATERIALS DEALERS | 232 | 200 | 32 156 | 31 442 | 3 967 | 74 322 | 946 | 163 |
| 522 | (HEATING, PLUMBING EQUIPMENT DEALERS | 121 | 91 | 8 633 | 7 971 | 1 314 | 23 872 | 300 | 118 |
| 523 | (PAINT, GLASS, WALLPAPER STORES | 322 | 250 | 27 474 | 25 936 | 4 227 | 76 480 | 916 | 229 |
| 524 | (ELECTRICAL SUPPLY STORES | 58 | 48 | 2 709 | 2 591 | 525 | 9 731 | 143 | 26 |
| 5251 | (HARDWARE STORES | 794 | 606 | 78 838 | 74 798 | 10 325 | 201 899 | 2 851 | 800 |
| 5252 | (FARM EQUIPMENT DEALERS | 600 | 532 | 136 379 | 133 625 | 11 591 | 218 033 | 2 940 | 548 |
| | GENERAL MERCHANDISE GROUP STORES* | | | | | | | | |
| 53 PART* | TOTAL | 1 749 | 1 411 | 770 879 | 763 311 | 111 123 | 2 191 456 | 41 896 | 1 408 |
| 531 | (DEPARTMENT STORES | 105 | 105 | 552 640 | 552 640 | 83 097 | 1 658 866 | 30 287 | 2 |
| 533 | (LIMITED PRICE VARIETY STORES | 582 | 532 | 98 640 | 97 882 | 15 710 | 293 285 | 7 107 | 431 |
| 539 | (GENERAL MERCHANDISE STORES | 900 | 652 | 110 262 | 103 934 | 11 181 | 218 102 | 4 032 | 805 |
| | (DRY GOODS STORES | 114 | 90 | 5 874 | 5 606 | 691 | 12 717 | 281 | 124 |
| | (SEWING, NEEDLEWORK STORES | 48 | 32 | 3 463 | 3 249 | 444 | 8 486 | 189 | 46 |
| | FOOD STORES | | | | | | | | |
| 54 | TOTAL | 6 900 | 4 066 | 1 277 150 | 1 204 336 | 98 925 | 1 872 575 | 28 798 | 6 666 |
| 541 | (GROCERY STORES, INCLUDING DELICATESSENS | 5 574 | 3 354 | 1 216 819 | 1 155 379 | 90 467 | 1 707 815 | 25 736 | 5 450 |
| 542 | (MEAT MARKETS | 122 | 76 | 9 567 | 8 571 | 853 | 17 153 | 258 | 129 |
| | (FISH (SEAFOOD) MARKETS | 30 | 12 | 1 036 | 800 | 112 | 2 181 | 32 | 25 |
| 543 | (FRUIT STORES, VEGETABLE MARKETS | 139 | 49 | 6 703 | 5 261 | 509 | 9 237 | 161 | 160 |
| 544 | (CANOY, NUT, CONFECTIONERY STORES | 459 | 103 | 13 310 | 6 290 | 942 | 19 054 | 423 | 430 |
| 545 | (DAIRY PRODUCTS STORES | 128 | 104 | 7 940 | 7 496 | 1 011 | 19 213 | 424 | 70 |
| 546 | (RETAIL BAKERIES | 364 | 322 | 17 212 | 16 700 | 4 575 | 89 065 | 1 632 | 318 |
| 5462 | (RETAIL BAKERIES, MANUFACTURING | 282 | 254 | 13 597 | 13 357 | 3 944 | 75 969 | 1 383 | 290 |
| 5463 | (RETAIL BAKERIES, NONMANUFACTURING | 82 | 68 | 3 615 | 3 343 | 631 | 13 096 | 249 | 28 |
| 549 | (EGG AND POULTRY DEALERS | 47 | 25 | 2 088 | 1 712 | 104 | 1 901 | 41 | 51 |
| | (OTHER | 37 | 21 | 2 475 | 2 127 | 352 | 6 956 | 91 | 33 |
| | AUTOMOTIVE DEALERS | | | | | | | | |
| 55 EX. 554 | TOTAL | 2 753 | 2 021 | 1 104 170 | 1 080 802 | 93 454 | 1 809 273 | 18 744 | 2 300 |
| 551 | (PASSENGER CAR DEALERS, FRANCHISED | 856 | 854 | 898 200 | 898 072 | 74 590 | 1 446 079 | 14 297 | 533 |
| | (DOMESTIC CAR DEALERS | 787 | 785 | 828 537 | 828 409 | 67 604 | 1 307 263 | 13 019 | 497 |
| | (IMPORTED CAR DEALERS | 40 | 40 | 25 630 | 25 630 | 2 807 | 53 238 | 601 | 22 |
| | (DOMESTIC AND IMPORTED CAR DEALERS | 29 | 29 | 44 033 | 44 033 | 4 179 | 85 578 | 677 | 14 |
| 552 | (PASSENGER CAR DEALERS, NONFRANCHISED | 813 | 331 | 84 639 | 67 243 | 4 846 | 89 834 | 1 107 | 852 |
| 553 | (TIRE, BATTERY, ACCESSORY DEALERS | 607 | 467 | 59 742 | 56 650 | 8 279 | 161 847 | 1 922 | 524 |
| | (HOME AND AUTO SUPPLY STORES | 220 | 218 | 30 348 | 30 342 | 3 375 | 67 249 | 930 | 175 |
| 559 | (MISCELLANEOUS AIRCRAFT, MARINE, AUTOMOTIVE DEALERS | 257 | 151 | 31 241 | 28 495 | 2 364 | 44 264 | 488 | 216 |
| | (AIRCRAFT, BOAT, MOTORCYCLE DEALERS | 144 | 80 | 13 707 | 12 481 | 1 129 | 21 520 | 255 | 125 |
| | (HOUSEHOLD TRAILER DEALERS | 99 | 67 | 16 655 | 15 341 | 1 167 | 21 820 | 223 | 76 |
| | (OTHER AUTOMOTIVE DEALERS | 14 | 4 | 879 | 673 | 68 | 924 | 10 | 15 |
| | GASOLINE SERVICE STATIONS | | | | | | | | |
| 55PT (554) | TOTAL | 5 972 | 4 478 | 465 747 | 425 091 | 40 283 | 818 167 | 13 369 | 6 170 |
| | APPAREL, ACCESSORY STORES | | | | | | | | |
| 56 | TOTAL | 2 433 | 2 077 | 292 260 | 285 216 | 44 062 | 829 509 | 15 072 | 1 980 |
| 561, 567 | (MEN'S, BOYS' APPAREL STORES, CUSTOM TAILORS | 394 | 344 | 54 869 | 53 949 | 9 417 | 181 140 | 2 652 | 301 |
| 561 | (MEN'S, BOYS' CLOTHING AND FURNISHINGS STORES | 338 | 314 | 53 419 | 52 777 | 9 071 | 173 222 | 2 548 | 248 |
| 567 | (CUSTOM TAILORS | 56 | 30 | 1 450 | 1 172 | 346 | 7 918 | 104 | 53 |
| 562-3, 568 | (WOMEN'S CLOTHING, SPECIALTY STORES | 821 | 739 | 102 105 | 101 065 | 16 423 | 313 280 | 6 035 | 659 |
| 562 | (WOMEN'S READY-TO-WEAR STORES | 599 | 537 | 84 522 | 83 582 | 13 487 | 260 400 | 5 063 | 525 |
| 563, 568 | (WOMEN'S ACCESSORY, SPECIALTY STORES, FURRIERS | 222 | 202 | 17 583 | 17 483 | 2 936 | 52 880 | 972 | 134 |
| 563 | (MILLINERY STORES | 64 | 54 | 2 425 | 2 383 | 411 | 7 920 | 167 | 22 |
| | (CORSET, LINGERIE STORES | 13 | 13 | 840 | 840 | 164 | 2 687 | 50 | 10 |
| | (HOSIERY STORES | 2 | 2 | (D) | (D) | (D) | (D) | (D) | (D) |
| | (APPAREL, ACCESSORY, OTHER SPECIALTY STORES | 110 | 102 | 9 487 | 9 437 | 1 245 | 23 484 | 513 | 85 |
| 568 | (FURRIERS, FUR SHOPS | 33 | 31 | 4 722 | 4 714 | 1 100 | 18 479 | 238 | 16 |
| 565 | (FAMILY CLOTHING STORES | 482 | 354 | 78 027 | 74 973 | 10 726 | 193 136 | 3 906 | 450 |
| 566 | (SHOE STORES | 598 | 538 | 50 453 | 48 807 | 6 745 | 126 643 | 2 147 | 437 |
| | (MEN'S SHOE STORES | 42 | 42 | 2 919 | 2 919 | 403 | 8 105 | 106 | 10 |
| | (WOMEN'S SHOE STORES | 83 | 81 | 13 439 | 13 395 | 2 077 | 39 360 | 637 | 26 |
| | (CHILDREN'S, JUVENILES' SHOE STORES | 16 | 16 | 1 048 | 1 048 | 195 | 3 881 | 45 | 12 |
| | (FAMILY SHOE STORES | 457 | 399 | 33 047 | 31 445 | 4 070 | 75 297 | 1 359 | 389 |
| 564 | (CHILDREN'S, INFANTS' WEAR STORES | 119 | 95 | 6 058 | 5 808 | 662 | 13 530 | 308 | 114 |
| 569 | (MISCELLANEOUS APPAREL, ACCESSORY STORES | 19 | 7 | 748 | 614 | 89 | 1 780 | 24 | 19 |

Standard Notes: - Represents zero. (D) Withheld to avoid disclosure. (NA) Not available. (X) Not applicable
 *Nonstore retailers, part of SIC major group 53, are shown separately in this table.

TABLE 2. The State: 1963-Continued

| SIC code | Kind of business | Establishments | | Sales | | Payroll, entire year (\$1,000) | Payroll, workweek ended nearest Nov. 15 (dollars) | Paid employees, workweek ended nearest Nov. 15 (number) | Active proprietors of unincorporated businesses (number) |
|---|---|----------------|-----------------------|-------------------------------------|---------------------------------------|--------------------------------|---|---|--|
| | | Total (number) | With payroll (number) | Total, all establishments (\$1,000) | Establishments with payroll (\$1,000) | | | | |
| FURNITURE, HOME FURNISHINGS, EQUIPMENT STORES | | | | | | | | | |
| 57 | TOTAL | 2 015 | 1 571 | 236 123 | 228 035 | 32 390 | 639 823 | 7 455 | 1 703 |
| 571 | FURNITURE, HOME FURNISHINGS STORES | 1 121 | 821 | 144 412 | 138 988 | 20 390 | 407 330 | 4 592 | 953 |
| 5712 | FURNITURE STORES | 831 | 609 | 120 619 | 116 981 | 16 401 | 328 473 | 3 660 | 689 |
| 5713 | FLOOR COVERING STORES | 129 | 107 | 15 221 | 14 405 | 2 436 | 47 043 | 486 | 110 |
| 5714 | DRAPERY, CURTAIN, UPHOLSTERY STORES | 95 | 65 | 4 794 | 4 148 | 847 | 16 270 | 238 | 90 |
| 5715 | CHINA, GLASSWARE, METALWARE STORES | 25 | 13 | 1 274 | 1 126 | 161 | 4 053 | 71 | 26 |
| 5719 | MISCELLANEOUS HOME FURNISHINGS STORES | 41 | 27 | 2 504 | 2 328 | 545 | 11 491 | 137 | 38 |
| 572 | HOUSEHOLD APPLIANCE STORES | 530 | 432 | 57 634 | 55 712 | 7 501 | 144 724 | 1 729 | 428 |
| 5732 | RADIO, TELEVISION STORES | 219 | 205 | 18 548 | 18 208 | 2 454 | 45 183 | 577 | 201 |
| 5733 | MUSIC STORES | 145 | 113 | 15 529 | 15 127 | 2 045 | 42 586 | 557 | 121 |
| | RECORD SHOPS | 32 | 24 | 1 512 | 1 448 | 139 | 2 902 | 50 | 30 |
| | MUSICAL INSTRUMENT STORES | 113 | 89 | 14 017 | 13 679 | 1 906 | 39 684 | 507 | 91 |
| EATING, DRINKING PLACES | | | | | | | | | |
| 58 | TOTAL | 8 286 | 6 492 | 386 045 | 361 719 | 87 194 | 1 733 917 | 39 309 | 8 400 |
| 5812 | EATING PLACES | 5 551 | 4 617 | 295 456 | 284 396 | 74 924 | 1 484 806 | 34 115 | 5 567 |
| | RESTAURANTS, LUNCHROOMS | 3 941 | 3 241 | 203 255 | 194 919 | 51 710 | 1 030 215 | 23 618 | 4 067 |
| | CAFETERIAS | 220 | 218 | 30 056 | 30 042 | 9 675 | 188 157 | 3 572 | 161 |
| | REFRESHMENT PLACES | 1 180 | 986 | 46 816 | 44 550 | 9 238 | 164 968 | 5 263 | 1 199 |
| | CATERERS | 210 | 172 | 15 329 | 14 885 | 4 301 | 81 466 | 1 662 | 140 |
| 5813 | DRINKING PLACES (ALCOHOLIC BEVERAGES) | 2 735 | 1 875 | 90 589 | 77 323 | 12 270 | 249 111 | 5 194 | 2 833 |
| DRUG STORES, PROPRIETARY STORES | | | | | | | | | |
| 59PT(591) | TOTAL | 1 482 | 1 310 | 224 946 | 221 486 | 29 610 | 564 102 | 9 559 | 1 278 |
| 591 | DRUG STORES | 1 286 | 1 160 | 215 901 | 213 159 | 28 735 | 546 580 | 9 140 | 1 076 |
| | PROPRIETARY STORES | 196 | 150 | 9 045 | 8 327 | 875 | 17 522 | 419 | 202 |
| OTHER RETAIL STORES | | | | | | | | | |
| 59 EX-591 | TOTAL | 5 863 | 4 139 | 541 599 | 509 967 | 53 302 | 1 019 304 | 15 286 | 5 158 |
| 592 | LIQUOR STORES | 974 | 732 | 89 276 | 81 558 | 4 769 | 88 228 | 1 669 | 905 |
| 593 | ANTIQUARIAN, SECONOHANO STORES | 629 | 345 | 25 938 | 23 144 | 4 493 | 65 108 | 1 180 | 572 |
| 5932 | ANTIQUARIAN STORES | 142 | 24 | 2 465 | 1 179 | 265 | 5 015 | 72 | 149 |
| 5933 | SECONOHANO STORES | 487 | 321 | 23 473 | 21 965 | 4 228 | 80 093 | 1 108 | 423 |
| 594 | BOOK, STATIONERY STORES | 137 | 121 | 9 953 | 9 755 | 1 338 | 25 581 | 489 | 120 |
| 5942 | BOOK STORES | 52 | 48 | 4 434 | 4 408 | 505 | 9 490 | 230 | 44 |
| 5943 | STATIONERY STORES | 85 | 73 | 5 519 | 5 347 | 833 | 16 091 | 259 | 76 |
| 595 | SPORTING GOODS STORES, BICYCLE SHOPS | 227 | 125 | 13 646 | 12 088 | 1 523 | 25 996 | 354 | 216 |
| 5952 | SPORTING GOODS STORES | 201 | 117 | 13 019 | 11 719 | 1 488 | 25 263 | 339 | 188 |
| 5953 | BICYCLE SHOPS | 26 | 8 | 627 | 369 | 35 | 733 | 15 | 28 |
| 5962 | HAY, GRAIN, FEED STORES | 732 | 576 | 181 250 | 174 842 | 9 821 | 184 604 | 2 820 | 561 |
| 5969 | OTHER FARM SUPPLY STORES | 266 | 204 | 43 533 | 42 079 | 3 412 | 62 935 | 1 053 | 195 |
| | GARDEN SUPPLY STORES | 68 | 58 | 5 916 | 5 850 | 896 | 15 838 | 234 | 52 |
| 597 | JEWELRY STORES | 497 | 353 | 34 949 | 32 823 | 4 906 | 92 094 | 1 369 | 458 |
| 598 | FUEL, ICE DEALERS | 577 | 449 | 59 228 | 57 746 | 9 511 | 197 379 | 2 350 | 384 |
| 5982 | COAL AND WOOD DEALERS | 152 | 100 | 7 634 | 7 248 | 1 007 | 21 026 | 337 | 145 |
| | ICE DEALERS | 29 | 11 | 410 | 266 | 52 | 872 | 19 | 34 |
| 5983 | FUEL OIL DEALERS | 57 | 43 | 9 735 | 9 255 | 1 262 | 21 705 | 233 | 44 |
| 5984 | BOTTLE GAS DEALERS | 339 | 295 | 41 449 | 40 977 | 7 190 | 153 776 | 1 761 | 161 |
| 5992 | FLORISTS | 408 | 316 | 18 756 | 17 678 | 3 754 | 71 335 | 1 188 | 438 |
| 5993 | CIGAR STORES, STANOS | 114 | 50 | 3 917 | 2 785 | 316 | 6 452 | 121 | 108 |
| 5994 | NEWS DEALERS, NEWSSTANOS | 106 | 82 | 4 577 | 4 151 | 634 | 12 522 | 250 | 98 |
| 5996 | CAMERA, PHOTOGRAPHIC SUPPLY STORES | 65 | 59 | 7 777 | 7 649 | 988 | 18 302 | 257 | 36 |
| 5997 | GIFT, NOVELTY, SOUVENIR SHOPS | 230 | 144 | 9 839 | 8 921 | 1 405 | 28 362 | 504 | 238 |
| 5998 | OPTICAL GOODS STORES | 278 | 260 | 12 478 | 12 216 | 2 635 | 47 390 | 580 | 248 |
| 5999 | TYPEWRITER STORES | 35 | 23 | 2 031 | 1 851 | 327 | 7 216 | 90 | 40 |
| | LUGGAGE, LEATHER GOODS STORES | 27 | 15 | 1 563 | 1 049 | 183 | 3 053 | 52 | 24 |
| | HOBBY, TOY, GAME SHOPS | 93 | 51 | 3 925 | 3 483 | 520 | 10 556 | 223 | 79 |
| | RELIGIOUS GOODS STORES | 12 | 10 | 971 | 951 | 128 | 2 652 | 41 | 8 |
| | PET SHOPS | 38 | 16 | 877 | 591 | 70 | 1 374 | 25 | 38 |
| | OTHER | 350 | 150 | 11 199 | 8 757 | 1 673 | 32 327 | 437 | 340 |
| NONSTORE RETAILERS* | | | | | | | | | |
| 53 PART* | TOTAL | 2 081 | 471 | 217 613 | 200 897 | 35 367 | 697 242 | 10 534 | 1 943 |
| 532 | MAIL-ORDER HOUSES | 115 | 93 | 136 416 | 136 216 | 24 452 | 484 059 | 7 872 | 40 |
| 534 | MERCHANDISE VENDING MACHINE OPERATORS | 274 | 120 | 41 716 | 38 584 | 5 318 | 105 739 | 1 066 | 261 |
| 535 | DIRECT SELLING (HOUSE-TO-HOUSE) ORGANIZATIONS | 1 692 | 258 | 39 481 | 26 097 | 5 597 | 107 444 | 1 596 | 1 642 |

Standard Notes: - Represents zero. (D) Withheld to avoid disclosure. (NA) Not available. (X) Not applicable.
 *Nonstore retailers, part of SIC major group 53, are shown separately in this table.

Inhabitants or More: 1963—Continued

| Kind of business group — continued | | | | | | | | | | | | | | | | | | Line number | |
|------------------------------------|-----------------|----------------------|-----------------|---------------------------|-----------------|---------------------------|-----------------|---|-----------------|-------------------------|-----------------|---------------------------------|-----------------|-------------------------|-----------------|-------------------------|-----------------|-------------|----|
| Food stores | | Automotive dealers | | Gasoline service stations | | Apparel, accessory stores | | Furniture, home furnishings, equipment stores | | Eating, drinking places | | Drug stores, proprietary stores | | Other retail stores | | Nonstore retailers * | | | |
| Establishments (number) | Sales (\$1,000) | Establishments (No.) | Sales (\$1,000) | Establishments (number) | Sales (\$1,000) | Establishments (number) | Sales (\$1,000) | Establishments (number) | Sales (\$1,000) | Establishments (number) | Sales (\$1,000) | Establishments (No.) | Sales (\$1,000) | Establishments (number) | Sales (\$1,000) | Establishments (number) | Sales (\$1,000) | | |
| 101 | 18 128 | 41 | 11 602 | 88 | 7 098 | 22 | 3 444 | 29 | 1 565 | 132 | 3 737 | 13 | 2 063 | 73 | 3 718 | 34 | 1 645 | 1 | |
| 9 | 2 278 | 12 | 4 857 | 15 | 1 363 | - | - | 1 | - | 17 | 735 | 3 | 383 | 6 | 248 | 4 | 153 | 2 | |
| 12 | 3 383 | 8 | 1 388 | 10 | 761 | 9 | 711 | 6 | (0) | 17 | 361 | 3 | (0) | 11 | 837 | 3 | 415 | 3 | |
| 9 | 2 806 | 4 | 1 073 | 9 | 714 | 10 | 2 056 | 14 | 655 | 17 | 630 | 2 | (0) | 8 | 276 | 6 | 866 | 4 | |
| 71 | 9 661 | 17 | 4 284 | 54 | 4 260 | 3 | 677 | 8 | 288 | 81 | 2 011 | 5 | 642 | 48 | 2 357 | 21 | 211 | 5 | |
| 39 | 6 234 | 24 | 5 459 | 44 | 2 856 | 13 | 970 | 12 | 931 | 45 | 1 575 | 9 | 1 244 | 42 | 3 793 | 16 | 1 082 | 6 | |
| 15 | 3 865 | 13 | 4 141 | 23 | 1 328 | 11 | (0) | 7 | 632 | 24 | 991 | 5 | 845 | 19 | 1 380 | 12 | (0) | 7 | |
| 24 | 2 369 | 11 | 1 318 | 21 | 1 528 | 2 | (0) | 5 | 299 | 21 | 584 | 4 | 399 | 23 | 2 413 | 4 | (0) | 8 | |
| 13 | 1 101 | 6 | 1 633 | 13 | 684 | 3 | 224 | 5 | 230 | 9 | 199 | 3 | (0) | 13 | 532 | 4 | (0) | 9 | |
| 46 | 5 205 | 45 | 7 314 | 52 | 2 531 | 10 | 785 | 9 | 719 | 44 | 1 309 | 4 | 588 | 35 | 3 575 | 12 | 762 | 10 | |
| 21 | 4 187 | 38 | 6 900 | 38 | 1 598 | 9 | (0) | 9 | 719 | 33 | 836 | 4 | 588 | 31 | 3 420 | 6 | (0) | 11 | |
| 25 | 1 018 | 7 | 414 | 14 | 933 | 1 | (0) | - | - | 11 | 473 | - | - | 4 | 155 | 6 | (0) | 12 | |
| 32 | 6 190 | 31 | 6 282 | 50 | 3 552 | 21 | 1 237 | 20 | 1 340 | 48 | 1 222 | 12 | 1 531 | 46 | 6 479 | 13 | 345 | 13 | |
| 3 | (0) | 8 | 1 687 | 14 | 880 | 6 | 355 | 5 | 631 | 8 | 236 | 3 | 643 | 7 | 587 | 3 | (0) | 14 | |
| 6 | 2 067 | 11 | 1 156 | 9 | 666 | 7 | 698 | 5 | 364 | 18 | 520 | 3 | 408 | 16 | 1 509 | 1 | (0) | 15 | |
| 23 | (0) | 12 | 3 439 | 27 | 2 006 | 8 | 184 | 10 | 345 | 22 | 466 | 6 | 480 | 23 | 4 383 | 9 | 69 | 16 | |
| 37 | 5 162 | 20 | 5 704 | 57 | 3 437 | 15 | 794 | 13 | 817 | 44 | 1 245 | 8 | 871 | 39 | 3 655 | 5 | 43 | 17 | |
| 13 | 1 894 | 11 | 4 113 | 16 | 835 | 10 | 592 | 5 | 252 | 17 | 4 461 | 3 | 394 | 7 | 1 130 | 3 | (0) | 18 | |
| 2 | (0) | - | - | 1 | (0) | - | - | - | - | - | - | - | - | - | - | - | - | - | 19 |
| 22 | (0) | 9 | 1 591 | 40 | (0) | 5 | 202 | 8 | 565 | 27 | 784 | 5 | 477 | 32 | 2 525 | 2 | (0) | 20 | |
| 20 | 2 051 | 9 | 3 919 | 21 | 1 366 | 1 | (0) | 1 | (0) | 22 | 527 | 7 | 188 | 30 | 2 636 | 6 | (0) | 21 | |
| 5 | 937 | 5 | 3 381 | 5 | 449 | 1 | (0) | 1 | (0) | 2 | 298 | 1 | (0) | 14 | 926 | 2 | (0) | 22 | |
| 15 | 1 114 | 4 | 538 | 16 | 917 | - | - | - | - | 15 | 229 | 6 | (0) | 16 | 1 710 | 4 | 10 | 23 | |
| 36 | 4 256 | 14 | 4 807 | 21 | 1 251 | 8 | 512 | 8 | 189 | 41 | 754 | 5 | 321 | 27 | 3 790 | 13 | 120 | 24 | |
| 40 | 5 075 | 19 | 4 816 | 24 | 1 365 | 16 | 769 | 15 | 553 | 47 | 887 | 15 | 1 083 | 30 | 3 572 | 4 | 142 | 25 | |
| 15 | 2 847 | 10 | 2 950 | 10 | 770 | 11 | 480 | 8 | 372 | 16 | 481 | 4 | 625 | 16 | 1 739 | 4 | 142 | 26 | |
| 9 | 1 360 | 5 | 1 195 | 3 | 167 | 5 | 289 | 4 | 97 | 10 | 230 | 3 | 337 | 7 | (0) | - | - | 27 | |
| 16 | 868 | 4 | 671 | 11 | 428 | - | - | 3 | 84 | 21 | 176 | 8 | 121 | 7 | (0) | - | - | 28 | |
| 28 | 4 604 | 13 | 4 541 | 28 | 1 604 | 13 | 1 087 | 11 | 776 | 28 | 1 061 | 4 | 893 | 36 | 4 083 | 14 | 577 | 29 | |
| 19 | 4 191 | 12 | (0) | 18 | 1 306 | 13 | 1 087 | 10 | (0) | 22 | 930 | 4 | 893 | 31 | 2 386 | 14 | 577 | 30 | |
| 9 | 413 | 1 | (0) | 10 | 298 | - | - | 1 | (0) | 6 | 131 | - | - | 5 | 1 697 | - | - | 31 | |
| 25 | 2 009 | 13 | 2 491 | 28 | 835 | 3 | 101 | 5 | 73 | 30 | 654 | 6 | 259 | 31 | 2 158 | 4 | 84 | 32 | |
| 35 | 4 007 | 12 | 4 123 | 41 | 2 138 | 15 | 1 098 | 10 | 585 | 32 | 1 051 | 9 | 589 | 36 | 1 781 | 9 | 598 | 33 | |
| 15 | 2 780 | 6 | 3 509 | 17 | 1 222 | 10 | 973 | 7 | 510 | 17 | 824 | 4 | 448 | 20 | (0) | 7 | (0) | 34 | |
| 20 | 1 227 | 6 | 614 | 24 | 916 | 5 | 125 | 3 | 75 | 15 | 227 | 5 | 141 | 16 | (0) | 2 | (0) | 35 | |
| 28 | 2 164 | 9 | 1 234 | 26 | 1 252 | 8 | 650 | 6 | 283 | 32 | 1 129 | 1 | (0) | 15 | 1 568 | 2 | (0) | 36 | |
| 14 | 1 504 | 7 | (0) | 21 | 1 025 | 8 | 650 | 6 | 283 | 16 | 271 | 1 | (0) | 15 | 1 568 | 2 | (0) | 37 | |
| 14 | 660 | 2 | (0) | 5 | 227 | - | - | - | - | 16 | 858 | - | - | - | - | - | - | - | 38 |
| 14 | 1 024 | 8 | 540 | 15 | 480 | 3 | 55 | 1 | (0) | 16 | 290 | - | - | 10 | (0) | - | - | - | 39 |
| 37 | 8 418 | 24 | 8 040 | 46 | 4 323 | 23 | 2 516 | 17 | 1 242 | 61 | 2 312 | 12 | 1 245 | 40 | 2 279 | 14 | 701 | 40 | |
| 29 | 5 540 | 14 | 5 897 | 22 | 1 956 | 20 | 2 403 | 13 | 878 | 38 | 1 549 | 10 | (0) | 32 | 1 245 | 8 | (0) | 41 | |
| 5 | (0) | 3 | (0) | 6 | 730 | 3 | 113 | 4 | 364 | 15 | 308 | 2 | (0) | 7 | (0) | 2 | (0) | 42 | |
| 3 | (0) | 7 | (0) | 18 | 1 637 | - | - | - | - | 8 | 455 | - | - | 1 | (0) | 4 | 8 | 43 | |
| 8 | 989 | 5 | 1 297 | 8 | 446 | 4 | 117 | 1 | (0) | 11 | 579 | 4 | 156 | 12 | 1 055 | 8 | (0) | 44 | |
| 30 | 3 583 | 8 | 3 833 | 34 | 1 856 | 5 | 437 | 8 | 783 | 50 | 1 369 | 8 | 380 | 38 | 4 905 | 4 | 16 | 45 | |
| 12 | 2 502 | 6 | (0) | 16 | 974 | 3 | (0) | 5 | 449 | 23 | 520 | 3 | 265 | 14 | 1 420 | - | - | 46 | |
| 18 | 1 081 | 2 | (0) | 18 | 882 | 2 | (0) | 3 | 334 | 27 | 849 | 5 | 115 | 24 | 3 485 | 4 | 16 | 47 | |
| 160 | 4 837 | 16 | 4 677 | 33 | 2 586 | 5 | 860 | 10 | 857 | 29 | (0) | 6 | 569 | 30 | 2 286 | 1 | (0) | 48 | |
| 20 | 2 356 | 8 | 2 172 | 16 | 1 228 | 3 | (0) | 7 | (0) | 14 | 312 | 3 | 386 | 10 | 1 716 | 1 | (0) | 49 | |
| 18 | 1 689 | 8 | 2 505 | 11 | 542 | 2 | (0) | 3 | (0) | 12 | 153 | 3 | 183 | 10 | 159 | - | - | 50 | |
| 22 | 792 | - | - | 6 | 816 | - | - | - | - | 3 | - | - | - | 10 | 411 | - | - | - | 51 |
| 14 | 2 707 | 12 | 3 305 | 20 | 844 | 5 | 331 | 11 | 458 | 27 | 756 | 5 | 229 | 29 | 3 050 | 6 | 36 | 52 | |
| 5 | 1 434 | 6 | 1 495 | 7 | 406 | 5 | 331 | 3 | 175 | 15 | 510 | 3 | (0) | 14 | 1 461 | - | - | 53 | |
| 9 | 1 273 | 6 | 1 810 | 13 | 438 | - | - | 8 | 283 | 12 | 246 | 2 | (0) | 15 | 1 589 | 6 | 36 | 54 | |
| 17 | 2 253 | 7 | 1 263 | 14 | 959 | 13 | 581 | 7 | 547 | 18 | 445 | 6 | 408 | 17 | (0) | 1 | (0) | 55 | |
| 16 | 2 953 | 10 | 2 009 | 22 | 1 871 | 6 | 307 | 10 | 811 | 27 | 868 | 2 | (0) | 35 | 2 942 | 7 | (0) | 56 | |
| 20 | 3 214 | 5 | 1 213 | 28 | 1 169 | 5 | 196 | 5 | 301 | 35 | 774 | 2 | (0) | 18 | 2 305 | 2 | (0) | 57 | |
| 82 | 5 626 | 12 | 3 404 | 43 | 2 905 | 9 | 1 325 | 10 | 1 070 | 46 | 905 | 13 | 745 | 32 | 2 181 | 6 | 147 | 58 | |
| 10 | 892 | 4 | 1 240 | 6 | 320 | 2 | (0) | 2 | (0) | 8 | 207 | 2 | (0) | 6 | 551 | 1 | (0) | 59 | |
| 12 | 1 616 | 2 | (0) | 7 | 836 | 5 | 938 | 4 | 542 | 8 | 325 | 3 | 259 | 9 | 1 020 | 3 | 41 | 60 | |
| - | - | - | - | 2 | (0) | - | - | - | - | 1 | (0) | - | - | - | - | - | - | - | 61 |
| 60 | 3 118 | 6 | (0) | 28 | (0) | 2 | (0) | 4 | (0) | 29 | (0) | 8 | (0) | 17 | 610 | 2 | (0) | 62 | |
| 57 | 8 262 | 31 | 10 157 | 66 | 3 840 | 16 | 1 238 | 13 | 1 187 | 45 | 1 557 | 6 | 544 | 50 | 6 330 | 18 | 667 | 63 | |
| 2 | (0) | 5 | 438 | 1 | (0) | - | - | - | - | 1 | (0) | - | - | 1 | 30 | 4 | 30 | 64 | |
| 31 | 4 626 | 16 | 8 460 | 27 | 1 200 | 12 | 1 092 | 9 | 960 | 21 | 818 | 5 | (0) | 26 | 3 799 | 12 | (0) | 65 | |
| 24 | (0) | 10 | 1 259 | 38 | (0) | 4 | 146 | 4 | 227 | 23 | (0) | 1 | (0) | 23 | (0) | 2 | (0) | 66 | |

TABLE 3. Counties; Cities of 2,500

| Line number | County and city | Total | | | | | | | | Kind of business group | | | |
|-------------|---|----------------|--------------|---------------------------|-----------------------------|----------------------|---|--|---|--|-----------|------------------------------------|-----------|
| | | Establishments | | Sales | | Payroll, entire year | Payroll, workweek ended nearest Nov. 15 | Paid employees, workweek ended nearest Nov. 15 | Active proprietors of unincorporated businesses | Lumber, building matls., hardware, farm equip. dealers | | General merchandise group stores * | |
| | | Total | With payroll | Total, all establishments | Establishments with payroll | | | | | Establishments | Sales | Establishments | Sales |
| | | (number) | (number) | (\$1,000) | (\$1,000) | (\$1,000) | (dollars) | (number) | (number) | (number) | (\$1,000) | (number) | (\$1,000) |
| 1 | NODAWAY COUNTY | 244 | 192 | 25 048 | 23 780 | 2 475 | 47 418 | 879 | 233 | 33 | 3 881 | 12 | 2 780 |
| 2 | MARYVILLE | 134 | 120 | 17 090 | 16 740 | 1 939 | 37 488 | 665 | 118 | 18 | 2 767 | 9 | (D) |
| 3 | REMAINDER OF COUNTY | 110 | 72 | 7 958 | 7 040 | 536 | 9 930 | 214 | 115 | 15 | 1 114 | 3 | (D) |
| 4 | OREGON COUNTY | 143 | 75 | 9 349 | 8 457 | 548 | 10 825 | 240 | 164 | 6 | 797 | 10 | 838 |
| 5 | OSAGE COUNTY | 111 | 75 | 11 043 | 9 773 | 725 | 14 002 | 237 | 117 | 8 | 726 | 5 | 147 |
| 6 | OZARK COUNTY | 105 | 39 | 5 388 | 3 662 | 232 | 5 135 | 98 | 118 | 3 | 669 | 19 | 718 |
| 7 | PEMISCOT COUNTY | 349 | 237 | 29 819 | 26 819 | 2 362 | 43 694 | 855 | 340 | 22 | 5 740 | 20 | 1 216 |
| 8 | CARUTHERSVILLE | 121 | 79 | 11 673 | 10 631 | 891 | 17 230 | 332 | 122 | 8 | 1 780 | 9 | 548 |
| 9 | HAYTI | 81 | 69 | 8 583 | 8 383 | 785 | 12 962 | 269 | 75 | 8 | 2 856 | 7 | 337 |
| 10 | REMAINDER OF COUNTY | 147 | 89 | 9 563 | 7 805 | 686 | 13 502 | 254 | 143 | 6 | 1 104 | 4 | 331 |
| 11 | PERRY COUNTY | 185 | 125 | 17 326 | 16 246 | 1 580 | 30 913 | 542 | 199 | 18 | 2 665 | 10 | 3 008 |
| 12 | PERRYVILLE | 126 | 96 | 14 666 | 14 092 | 1 394 | 27 449 | 458 | 134 | 13 | 2 413 | 4 | (D) |
| 13 | REMAINDER OF COUNTY | 59 | 29 | 2 660 | 2 154 | 186 | 3 464 | 84 | 65 | 5 | 252 | 6 | (D) |
| 14 | PETTIS COUNTY | 375 | 291 | 56 101 | 54 541 | 6 060 | 115 843 | 1 883 | 346 | 30 | 6 141 | 18 | 4 664 |
| 15 | SEDALIA | 306 | 254 | 51 224 | 50 394 | 5 771 | 110 182 | 1 769 | 274 | 25 | 5 567 | 17 | (D) |
| 16 | REMAINDER OF COUNTY | 69 | 37 | 4 877 | 4 147 | 289 | 5 661 | 114 | 72 | 5 | 574 | 1 | (D) |
| 17 | PHELPS COUNTY | 295 | 221 | 32 532 | 31 418 | 3 441 | 66 336 | 1 172 | 294 | 19 | 2 993 | 14 | 1 567 |
| 18 | ROLLA | 179 | 151 | 23 914 | 23 546 | 2 692 | 52 949 | 909 | 169 | 10 | 1 829 | 9 | 1 442 |
| 19 | REMAINDER OF COUNTY | 116 | 70 | 8 618 | 7 872 | 749 | 13 387 | 263 | 125 | 9 | 1 164 | 5 | 125 |
| 20 | PIKE COUNTY | 254 | 182 | 23 578 | 22 212 | 1 925 | 35 964 | 641 | 236 | 21 | 2 566 | 13 | 994 |
| 21 | BOWLING GREEN | 81 | 63 | 8 582 | 8 148 | 714 | 12 594 | 228 | 78 | 12 | 1 214 | 4 | 327 |
| 22 | LOUISIANA | 94 | 78 | 10 769 | 10 511 | 953 | 18 454 | 318 | 83 | 5 | 974 | 4 | 438 |
| 23 | REMAINDER OF COUNTY | 79 | 41 | 4 227 | 3 553 | 258 | 4 916 | 95 | 75 | 4 | 310 | 5 | 229 |
| 24 | PLATTE COUNTY | 165 | 123 | 17 582 | 16 760 | 2 112 | 40 263 | 624 | 157 | 19 | 1 753 | 10 | 433 |
| 25 | KANSAS CITY (PART) ³ | 10 | 6 | 483 | 387 | 73 | 1 549 | 33 | 9 | - | - | - | - |
| 26 | REMAINDER OF COUNTY | 155 | 117 | 17 099 | 16 373 | 2 039 | 38 714 | 591 | 148 | 19 | 1 753 | 10 | 433 |
| 27 | POLK COUNTY | 179 | 103 | 16 246 | 14 762 | 1 089 | 21 188 | 418 | 185 | 17 | 1 408 | 10 | 787 |
| 28 | BOLIVAR | 101 | 61 | 11 795 | 10 801 | 810 | 15 400 | 280 | 106 | 8 | 1 206 | 7 | 661 |
| 29 | REMAINDER OF COUNTY | 78 | 42 | 4 451 | 3 961 | 279 | 5 788 | 138 | 79 | 9 | 202 | 3 | 126 |
| 30 | PULASKI COUNTY | 240 | 168 | 22 195 | 20 333 | 1 968 | 39 152 | 713 | 233 | 15 | 1 711 | 11 | 746 |
| 31 | PUTNAM COUNTY | 109 | 65 | 7 186 | 5 924 | 457 | 8 688 | 187 | 115 | 11 | 921 | 18 | 892 |
| 32 | RALLS COUNTY | 141 | 75 | 10 780 | 9 816 | 1 013 | 18 354 | 310 | 148 | 9 | 1 202 | 2 | (D) |
| 33 | HANNIBAL (PART) ⁶ | 78 | 36 | 5 923 | 5 511 | 684 | 12 067 | 191 | 78 | - | - | - | (D) |
| 34 | REMAINDER OF COUNTY | 63 | 39 | 4 857 | 4 305 | 329 | 6 287 | 119 | 70 | 9 | 1 202 | 2 | (D) |
| 35 | RANDOLPH COUNTY | 268 | 206 | 29 752 | 28 146 | 2 893 | 57 461 | 1 011 | 256 | 29 | 3 001 | 9 | 2 803 |
| 36 | MOBERLY | 207 | 171 | 26 487 | 25 575 | 2 659 | 52 634 | 898 | 188 | 18 | 2 138 | 6 | 2 787 |
| 37 | REMAINDER OF COUNTY | 61 | 35 | 3 265 | 2 571 | 234 | 4 827 | 113 | 68 | 11 | 863 | 3 | 16 |
| 38 | RAY COUNTY | 156 | 114 | 17 383 | 16 481 | 1 420 | 27 232 | 489 | 159 | 17 | 3 006 | 10 | 811 |
| 39 | EXCELSIOR SPRINGS (PART) ² | 3 | 3 | (D) | (D) | (D) | (D) | (D) | (D) | - | - | - | (D) |
| 40 | RICHMOND | 79 | 61 | 11 464 | 10 888 | 979 | 18 870 | 348 | 80 | 9 | 1 590 | 5 | 647 |
| 41 | REMAINDER OF COUNTY | 74 | 50 | (D) | (D) | (D) | (D) | (D) | (D) | 8 | 1 416 | 5 | 164 |
| 42 | REYNOLDS COUNTY | 72 | 30 | 3 877 | 3 051 | 214 | 4 567 | 95 | 76 | 4 | 277 | 14 | 407 |
| 43 | RIPLEY COUNTY | 101 | 55 | 6 833 | 5 747 | 480 | 8 494 | 190 | 118 | 7 | 1 072 | 7 | 220 |
| 44 | ST CHARLES COUNTY | 496 | 354 | 70 405 | 67 141 | 7 294 | 136 746 | 2 054 | 438 | 32 | 7 397 | 27 | 5 386 |
| 45 | O FALLON | 51 | 37 | 7 928 | 7 780 | 872 | 16 101 | 207 | 42 | 5 | 2 205 | 4 | 477 |
| 46 | ST CHARLES | 265 | 207 | 43 369 | 41 929 | 4 616 | 85 544 | 1 345 | 230 | 14 | 3 074 | 11 | 3 088 |
| 47 | WENTZVILLE | 60 | 42 | 8 497 | 8 087 | 751 | 12 699 | 211 | 56 | 6 | 1 011 | 2 | (D) |
| 48 | REMAINDER OF COUNTY | 120 | 68 | 10 611 | 9 345 | 1 055 | 22 402 | 291 | 110 | 7 | 1 107 | 10 | (D) |
| 49 | ST CLAIR COUNTY | 131 | 77 | 8 770 | 7 466 | 593 | 11 719 | 222 | 140 | 9 | 1 160 | 6 | 171 |
| 50 | ST FRANCOIS COUNTY | 395 | 267 | 37 023 | 34 737 | 3 281 | 64 122 | 1 138 | 381 | 20 | 2 059 | 15 | 1 560 |
| 51 | BONNE TERRE | 50 | 36 | 3 939 | 3 707 | 343 | 6 726 | 136 | 50 | 2 | (D) | 2 | (D) |
| 52 | FARMINGTON | 115 | 93 | 14 844 | 14 486 | 1 390 | 28 009 | 446 | 105 | 4 | 704 | 5 | 711 |
| 53 | FLAT RIVER | 88 | 60 | 8 370 | 7 968 | 848 | 15 666 | 284 | 77 | 8 | 592 | 4 | 559 |
| 54 | REMAINDER OF COUNTY | 142 | 78 | 9 870 | 8 576 | 700 | 13 721 | 272 | 149 | 6 | (D) | 4 | (D) |
| 55 | ST LOUIS COUNTY | 4 356 | 3 394 | 997 258 | 976 606 | 114 900 | 2 251 255 | 34 085 | 3 399 | 202 | 39 500 | 151 | 176 761 |
| 56 | BALLWIN | 45 | 41 | 11 643 | 11 589 | 1 232 | 23 223 | 347 | 32 | 1 | (D) | 4 | 1 371 |
| 57 | BEL-RIDGE | 26 | 16 | 6 074 | 5 804 | 422 | 8 121 | 134 | 25 | 1 | (D) | 1 | (D) |
| 58 | BELLEFONTAINE NEIGHBORS | 36 | 26 | 11 259 | 11 123 | 1 092 | 23 920 | 253 | 34 | 1 | (D) | - | (D) |
| 59 | BERKELEY | 83 | 63 | 11 037 | 10 679 | 1 350 | 24 938 | 412 | 72 | 7 | 1 167 | 4 | 185 |
| 60 | BRECKENRIDGE HILLS | 35 | 31 | 9 643 | 9 469 | 806 | 15 755 | 278 | 29 | 1 | (D) | 1 | (D) |
| 61 | BRENTWOOD | 82 | 66 | 15 960 | 15 516 | 1 923 | 38 669 | 510 | 66 | 5 | 2 578 | 1 | (D) |
| 62 | BRIDGETON | 64 | 56 | 14 263 | 14 125 | 2 040 | 41 545 | 575 | 43 | 5 | 1 208 | 1 | (D) |
| 63 | CLAYTON | 218 | 190 | 96 905 | 96 067 | 13 411 | 271 645 | 4 198 | 105 | 4 | 1 247 | 9 | 38 765 |
| 64 | CRESTWOOD | 52 | 46 | 22 152 | 22 116 | 2 489 | 48 090 | 797 | 23 | 2 | (D) | 2 | (D) |
| 65 | CREVE COEUR | 50 | 42 | 7 848 | 7 778 | 938 | 18 638 | 249 | 34 | 2 | (D) | 1 | (D) |
| 66 | DELLWOOD | 18 | 10 | 4 911 | 4 775 | 410 | 8 265 | 101 | 15 | - | - | - | - |
| 67 | DES PERES | 39 | 27 | 5 487 | 5 243 | 667 | 15 727 | 230 | 38 | 1 | (D) | - | - |
| 68 | ELLISVILLE | 21 | 11 | 2 111 | 1 925 | 231 | 4 430 | 54 | 22 | - | - | 1 | (D) |
| 69 | FERGUSON | 129 | 97 | 21 051 | 19 977 | 2 137 | 40 734 | 615 | 103 | 7 | 798 | 5 | 1 593 |

² Standard Notes: - Represents zero. (D) Withheld to avoid disclosure. (NA) Not available. (X) Not applicable.
³ Excelsior Springs is in Clay and Ray Counties. ⁴ Kansas City is in Clay, Jackson, and Platte Counties.
⁵ Hannibal is in Marion and Ralls Counties.

TABLE 3. Counties; Cities of 2,500

| Line number | County and city | Total | | | | | | | Kind-of-business group | | | | |
|-------------|--|----------------|--------------|---------------------------|-----------------------------|----------------------|---|--|---|--|-----------|-----------------------------------|---------|
| | | Establishments | | Sales | | Payroll, entire year | Payroll, workweek ended nearest Nov. 15 | Paid employees, workweek ended nearest Nov. 15 | Active proprietors of unincorporated businesses | Lumber, building matls., hardware, farm equip. dealers | | General merchandise group stores* | |
| | | Total | With payroll | Total, all establishments | Establishments with payroll | | | | | Establishments | Sales | Establishments | Sales |
| (number) | (number) | (\$1,000) | (\$1,000) | (\$1,000) | (dollars) | (number) | (number) | (number) | (\$1,000) | (number) | (\$1,000) | | |
| | ST LOUIS COUNTY--CONTINUED | | | | | | | | | | | | |
| 1 | FLORISSANT | 216 | 164 | 46 141 | 45 537 | 4 970 | 102 269 | 1 460 | 160 | 9 | 2 326 | 9 | 3 304 |
| 2 | FRONTENAC | 6 | 6 | 761 | 761 | 70 | 1 636 | 23 | 6 | - | - | - | - |
| 3 | LENEXA | 20 | 12 | 3 287 | 3 055 | 331 | 6 214 | 81 | 20 | - | - | - | - |
| 4 | HANLEY HILLS | 9 | 9 | 2 471 | 2 471 | 241 | 4 556 | 63 | 5 | - | - | - | - |
| 5 | HAZELWOOD | 33 | 25 | 8 899 | 8 711 | 952 | 17 496 | 284 | 24 | 2 | (0) | 2 | (0) |
| 6 | HILL SOALE | 10 | 6 | 447 | 375 | 17 | 480 | 9 | 9 | - | - | - | - |
| 7 | JENNINGS | 143 | 113 | 69 528 | 69 068 | 8 303 | 158 084 | 3 596 | 94 | 4 | 245 | 6 | (0) |
| 8 | KINLOCH | 15 | 7 | 882 | 612 | 51 | 909 | 21 | 16 | - | - | 1 | (0) |
| 9 | KIRKWOOD | 201 | 157 | 46 291 | 45 653 | 4 857 | 86 447 | 1 187 | 145 | 12 | 1 266 | 6 | 944 |
| 10 | LADUE | 56 | 54 | 23 487 | 23 383 | 3 101 | 56 256 | 711 | 32 | 2 | (0) | 1 | (0) |
| 11 | MAPLEWOOD | 169 | 139 | 43 878 | 42 880 | 4 618 | 84 516 | 1 094 | 132 | 14 | 881 | 5 | 4 016 |
| 12 | MOLINE ACRES | 2 | 2 | (0) | (0) | (0) | (0) | (0) | (0) | - | - | - | - |
| 13 | NORMANBY | 22 | 14 | 4 702 | 4 450 | 485 | 9 904 | 139 | 19 | 1 | (0) | - | - |
| 14 | NORTHWOODS | 9 | 5 | 689 | 643 | 104 | 1 954 | 29 | 6 | - | - | - | - |
| 15 | OLIVETTE | 50 | 46 | 8 091 | 8 035 | 982 | 18 679 | 284 | 36 | 2 | (0) | 4 | 499 |
| 16 | OVERLAND | 205 | 159 | 33 704 | 32 476 | 3 941 | 75 437 | 1 059 | 154 | 9 | 2 023 | 19 | 4 739 |
| 17 | PACIFIC (PART) ⁶ | 4 | 4 | (0) | (0) | (0) | (0) | 18 | 4 | - | - | - | - |
| 18 | PAGEOALE | 39 | 27 | 9 301 | 8 841 | 1 184 | 22 715 | 272 | 35 | 1 | (0) | - | - |
| 19 | PINE LAWN | 57 | 37 | 15 245 | 14 701 | 1 490 | 26 874 | 347 | 48 | 2 | (0) | 1 | (0) |
| 20 | RICHMONO HEIGHTS | 108 | 86 | 44 372 | 43 872 | 5 770 | 103 983 | 2 011 | 73 | 3 | 143 | 4 | (0) |
| 21 | RIVERVIEW | 20 | 10 | 1 090 | 840 | 132 | 2 445 | 49 | 20 | 2 | (0) | 1 | (0) |
| 22 | ROCK HILL | 69 | 57 | 13 959 | 13 707 | 1 743 | 32 234 | 441 | 51 | 3 | (0) | 2 | (0) |
| 23 | ST ANN | 99 | 85 | 19 993 | 19 779 | 2 294 | 45 118 | 658 | 70 | 4 | (0) | 3 | 976 |
| 24 | ST JOHN | 50 | 34 | 10 275 | 10 015 | 1 111 | 21 277 | 323 | 37 | 3 | (0) | 1 | (0) |
| 25 | SHREWSBURY | 18 | 16 | 1 873 | 1 837 | 214 | 3 965 | 58 | 15 | 3 | 298 | - | - |
| 26 | SUNSET HILLS | 17 | 15 | 5 211 | 5 163 | 524 | 9 371 | 138 | 9 | - | - | - | - |
| 27 | UNIVERSITY CITY | 304 | 220 | 40 868 | 39 460 | 5 199 | 95 717 | 1 353 | 273 | 16 | 1 686 | 15 | 1 641 |
| 28 | VALLEY PARK | 34 | 24 | 2 928 | 2 766 | 302 | 5 492 | 80 | 33 | 1 | (0) | 2 | (0) |
| 29 | WEBSTER GROVES | 137 | 115 | 32 246 | 31 852 | 3 678 | 70 790 | 877 | 109 | 7 | 1 228 | 6 | 936 |
| 30 | WELLSTON | 92 | 66 | 14 316 | 13 896 | 2 265 | 46 058 | 525 | 79 | 4 | 3 530 | 2 | (0) |
| 31 | WOOSON TERRACE | 16 | 16 | 5 284 | 5 274 | 593 | 11 572 | 152 | 11 | 1 | (0) | 1 | (0) |
| 32 | REMAINDER OF COUNTY | 1 245 | 959 | 252 320 | 245 932 | 26 885 | 556 294 | 8 164 | 1 035 | 61 | 11 545 | 31 | 32 408 |
| 33 | ST LOUIS** | 6 909 | 4 945 | 1 068 322 | 1 030 962 | 146 517 | 2 861 835 | 44 066 | 6 058 | 201 | 43 047 | 138 | 207 400 |
| 34 | STE GENEVIEVE COUNTY | 147 | 97 | 12 071 | 10 601 | 940 | 17 589 | 342 | 158 | 11 | 1 091 | 6 | 681 |
| 35 | STE GENEVIEVE | 99 | 73 | 9 601 | 8 889 | 809 | 14 794 | 288 | 109 | 8 | (0) | 3 | (0) |
| 36 | REMAINDER OF COUNTY | 48 | 24 | 2 470 | 1 712 | 131 | 2 795 | 54 | 49 | 3 | (0) | 3 | (0) |
| 37 | SALINE COUNTY | 292 | 212 | 36 605 | 34 533 | 3 544 | 70 023 | 1 375 | 286 | 35 | 3 896 | 15 | 6 110 |
| 38 | MARSHALL | 168 | 122 | 25 461 | 24 491 | 2 653 | 51 687 | 1 010 | 160 | 19 | 2 285 | 8 | 5 663 |
| 39 | SLATER | 39 | 35 | 3 515 | 3 443 | 312 | 6 188 | 141 | 44 | 5 | 448 | 3 | 198 |
| 40 | REMAINDER OF COUNTY | 85 | 55 | 7 629 | 6 599 | 579 | 12 148 | 224 | 82 | 11 | 1 163 | 4 | 249 |
| 41 | SCHUYLER COUNTY | 82 | 50 | 5 750 | 5 122 | 318 | 5 556 | 118 | 90 | 8 | 835 | 1 | (0) |
| 42 | SCOTLAND COUNTY | 92 | 68 | 7 431 | 6 907 | 557 | 10 953 | 224 | 97 | 12 | 1 012 | 4 | 463 |
| 43 | SCOTT COUNTY | 380 | 288 | 36 161 | 34 343 | 3 205 | 61 674 | 1 139 | 357 | 31 | 6 917 | 15 | 1 897 |
| 44 | CHAFFEE | 53 | 43 | 3 144 | 2 666 | 242 | 4 529 | 107 | 49 | 4 | 444 | 4 | 91 |
| 45 | SIKESTON (PART) ⁹ | 197 | 163 | 26 421 | 25 771 | 2 531 | 48 637 | 847 | 175 | 18 | 5 690 | 7 | 1 573 |
| 46 | REMAINDER OF COUNTY | 130 | 82 | 6 596 | 5 906 | 432 | 8 508 | 185 | 133 | 9 | 783 | 4 | 233 |
| 47 | SHANNON COUNTY | 67 | 43 | 3 882 | 3 412 | 290 | 5 387 | 119 | 70 | 4 | 307 | 5 | 638 |
| 48 | SHELBY COUNTY | 120 | 96 | 9 742 | 8 976 | 677 | 12 989 | 267 | 120 | 17 | 1 906 | 10 | 604 |
| 49 | STODOLAR COUNTY | 374 | 272 | 30 235 | 28 089 | 2 399 | 47 382 | 909 | 387 | 33 | 7 613 | 18 | 1 426 |
| 50 | DEXTER | 127 | 115 | 14 974 | 14 716 | 1 252 | 26 278 | 456 | 132 | 12 | 3 431 | 5 | 424 |
| 51 | REMAINDER OF COUNTY | 247 | 157 | 15 261 | 13 373 | 1 147 | 21 104 | 453 | 255 | 21 | 4 182 | 13 | 1 002 |
| 52 | STONE COUNTY | 138 | 66 | 9 133 | 7 825 | 669 | 13 457 | 257 | 149 | 5 | 723 | 6 | 710 |
| 53 | SULLIVAN COUNTY | 111 | 65 | 7 998 | 7 156 | 493 | 9 441 | 205 | 118 | 12 | 1 760 | 7 | 566 |
| 54 | TANEY COUNTY | 199 | 121 | 14 861 | 13 481 | 1 276 | 24 182 | 450 | 210 | 8 | 1 988 | 14 | 829 |
| 55 | TEXAS COUNTY | 214 | 144 | 16 230 | 14 966 | 1 262 | 24 279 | 519 | 227 | 17 | 1 872 | 19 | 830 |
| 56 | VERNON COUNTY | 255 | 171 | 23 102 | 21 628 | 2 271 | 42 868 | 802 | 240 | 18 | 1 830 | 10 | 2 160 |
| 57 | NEVAOA | 188 | 148 | 20 377 | 19 779 | 2 144 | 40 515 | 749 | 170 | 14 | 1 611 | 6 | 2 111 |
| 58 | REMAINDER OF COUNTY | 67 | 23 | 2 725 | 1 849 | 127 | 2 353 | 53 | 70 | 4 | 219 | 4 | 49 |
| 59 | WARREN COUNTY | 102 | 64 | 9 805 | 9 035 | 741 | 14 638 | 282 | 100 | 9 | 1 802 | 8 | 339 |
| 60 | WASHINGTON COUNTY | 155 | 85 | 9 991 | 8 523 | 657 | 13 265 | 268 | 161 | 8 | 739 | 6 | (0) |
| 61 | POTOSI | 76 | 56 | 7 457 | 7 255 | 571 | 11 728 | 225 | 77 | 5 | 702 | 2 | (0) |
| 62 | REMAINDER OF COUNTY | 79 | 29 | 2 534 | 1 268 | 86 | 1 537 | 43 | 84 | 3 | 37 | 4 | 166 |
| 63 | WAYNE COUNTY | 127 | 71 | 6 696 | 5 466 | 504 | 9 126 | 195 | 129 | 8 | 691 | 9 | 640 |
| 64 | WEBSTER COUNTY | 173 | 103 | 13 721 | 12 005 | 905 | 16 971 | 387 | 200 | 15 | 1 572 | 6 | 438 |
| 65 | WORTH COUNTY | 67 | 45 | 4 492 | 4 090 | 324 | 5 581 | 103 | 70 | 11 | 743 | 4 | 158 |
| 66 | WRIGHT COUNTY | 197 | 117 | 19 360 | 17 828 | 1 253 | 24 721 | 501 | 224 | 15 | 1 293 | 10 | 1 880 |
| 67 | MOUNTAIN GROVE | 105 | 67 | 9 066 | 8 306 | 673 | 12 943 | 263 | 119 | 8 | 831 | 5 | (0) |
| 68 | REMAINDER OF COUNTY | 92 | 50 | 10 292 | 9 522 | 580 | 11 778 | 238 | 105 | 7 | 462 | 5 | (0) |

Standard Notes: - Represents zero. (D) Withheld to avoid disclosure. (NA) Not available. (X) Not applicable.
*Nonstore retailers, part of SIC major group 53, are shown separately in this table.
**Independent city. ⁶Pacific is in Franklin and St. Louis Counties. ⁹Siikeston is in New Madrid and Scott Counties.

TABLE 4. Standard Metropolitan Statistical Areas: 1963

| SIC code | Standard metropolitan statistical area and kind of business | Establishments | | Sales | | Payroll, entire year (\$1,000) | Payroll, workweek ended nearest Nov. 15 (dollars) | Paid employees, workweek ended nearest Nov. 15 (number) | Active proprietors of unincorporated businesses (number) |
|-----------|--|--|-----------------------|-------------------------------------|---------------------------------------|--------------------------------|---|---|--|
| | | Total (number) | With payroll (number) | Total, all establishments (\$1,000) | Establishments with payroll (\$1,000) | | | | |
| | <u>KANSAS CITY, MO.-KANS.,SMSA</u> | Consists of Cass, Clay, Jackson, and Platte Counties, Mo.; and Johnson and Wyandotte Counties, Kans. | | | | | | | |
| | RETAIL TRADE, TOTAL | 8 106 | 6 308 | 1 682 887 | 1 645 821 | 218 727 | 4 225 716 | 64 297 | 6 985 |
| | LUMBER, BUILDING MATERIALS, HARDWARE, FARM EQUIPMENT DEALERS | | | | | | | | |
| | TOTAL | 426 | 346 | 62 915 | 61 429 | 8 216 | 158 402 | 1 727 | 307 |
| 52 | LUMBER YARDS | 88 | 82 | 25 181 | 25 055 | 3 359 | 65 911 | 618 | 49 |
| 521 | BUILDING MATERIALS DEALERS | 32 | 24 | 3 658 | 3 564 | 462 | 9 327 | 84 | 21 |
| 522 | HEATING, PLUMBING EQUIPMENT DEALERS | 21 | 17 | 1 504 | 1 430 | 261 | 4 813 | 55 | 19 |
| 523 | PAINT, GLASS, WALLPAPER STORES | 105 | 83 | 9 342 | 8 996 | 1 429 | 27 625 | 292 | 57 |
| 524 | ELECTRICAL SUPPLY STORES | 8 | 6 | 603 | 527 | 114 | 2 779 | 23 | 4 |
| 5251 | HARDWARE STORES | 127 | 101 | 11 625 | 11 131 | 1 526 | 28 136 | 424 | 127 |
| 5252 | FARM EQUIPMENT DEALERS | 45 | 33 | 11 002 | 10 726 | 1 065 | 19 811 | 231 | 30 |
| | GENERAL MERCHANDISE GROUP STORES* | | | | | | | | |
| | TOTAL | 253 | 217 | 227 223 | 226 767 | 33 431 | 606 236 | 10 899 | 132 |
| 53 PART* | DEPARTMENT STORES | 40 | 40 | 186 001 | 186 001 | 27 156 | 492 085 | 8 414 | - |
| 531 | LIMITED PRICE VARIETY STORES | 102 | 96 | 22 929 | 22 873 | 3 914 | 71 070 | 1 697 | 50 |
| 533 | GENERAL MERCHANDISE STORES | 66 | 52 | 15 714 | 15 544 | 2 032 | 37 025 | 653 | 39 |
| 539 | DRY GOODS STORES | 25 | 13 | 1 330 | 1 200 | 181 | 3 100 | 58 | 25 |
| | SEWING, NEEDLEWORK STORES | 20 | 16 | 1 249 | 1 149 | 148 | 2 956 | 77 | 18 |
| | FOOD STORES | | | | | | | | |
| | TOTAL | 974 | 756 | 352 701 | 345 085 | 30 173 | 588 279 | 8 093 | 822 |
| 54 | GROCERY STORES, INCLUDING DELICATESSENS | 746 | 592 | 338 312 | 332 250 | 28 109 | 544 418 | 7 323 | 645 |
| 541 | MEAT MARKETS | 24 | 14 | 2 951 | 2 329 | 224 | 4 787 | 61 | 26 |
| 542 | FISH (SEAFOOD) MARKETS | 4 | 2 | 354 | (0) | (0) | (0) | (0) | (0) |
| 543 | FRUIT STORES, VEGETABLE MARKETS | 27 | 13 | 911 | 691 | 50 | 928 | 18 | 33 |
| 544 | CANOEY, NUT, CONFECTIONERY STORES | 39 | 19 | 2 403 | 2 149 | 281 | 6 853 | 161 | 29 |
| 545 | DAIRY PRODUCTS STORES | 37 | 35 | 2 344 | 2 266 | 286 | 6 071 | 120 | 11 |
| 546 | RETAIL BAKERIES | 78 | 70 | 4 001 | 3 879 | 939 | 19 578 | 343 | 62 |
| 5462 | RETAIL BAKERIES, MANUFACTURING | 48 | 48 | 2 679 | 2 627 | 710 | 14 722 | 251 | 54 |
| 5463 | RETAIL BAKERIES, NONMANUFACTURING | 54 | 22 | 1 322 | 1 252 | 229 | 4 856 | 92 | 8 |
| 549 | EGG AND POULTRY DEALERS | 7 | 1 | 72 | (0) | (0) | (0) | (0) | (0) |
| | OTHER | 12 | 10 | 1 353 | 1 247 | 234 | 4 612 | 56 | 6 |
| | AUTOMOTIVE DEALERS | | | | | | | | |
| | TOTAL | 534 | 392 | 323 919 | 318 795 | 29 142 | 571 452 | 5 181 | 377 |
| 55 EX.554 | PASSENGER CAR DEALERS, FRANCHISED | 138 | 138 | 268 235 | 268 235 | 23 460 | 460 676 | 3 987 | 47 |
| 551 | DOMESTIC CAR DEALERS | 118 | 118 | 240 032 | 240 032 | 20 218 | 403 571 | 3 495 | 39 |
| | IMPORTED CAR DEALERS | 10 | 10 | 7 414 | 7 414 | 1 050 | 19 118 | 173 | 6 |
| | DOMESTIC AND IMPORTED CAR DEALERS | 10 | 10 | 20 789 | 20 789 | 2 192 | 37 987 | 319 | 2 |
| 552 | PASSENGER CAR DEALERS, NONFRANCHISED | 193 | 89 | 22 516 | 17 836 | 1 423 | 26 733 | 282 | 203 |
| 553 | TIRE, BATTERY, ACCESSORY DEALERS | 125 | 95 | 14 161 | 13 789 | 2 304 | 43 180 | 467 | 90 |
| | HOME AND AUTO SUPPLY STORES | 33 | 33 | 8 566 | 8 566 | 1 120 | 25 025 | 281 | 9 |
| 559 | MISCELLANEOUS AIRCRAFT, MARINE, AUTOMOTIVE DEALERS | 45 | 37 | 10 441 | 10 369 | 835 | 15 838 | 164 | 28 |
| | AIRCRAFT, BOAT, MOTORCYCLE DEALERS | 23 | 21 | 5 626 | 5 594 | 475 | 9 655 | 110 | 17 |
| | HOUSEHOLD TRAILER DEALERS | 22 | 16 | (0) | (0) | (0) | (0) | (0) | (0) |
| | OTHER AUTOMOTIVE DEALERS | - | - | (0) | (0) | (0) | (0) | (0) | (0) |
| | GASOLINE SERVICE STATIONS | | | | | | | | |
| 55PT(554) | TOTAL | 1 249 | 1 061 | 120 080 | 114 960 | 11 705 | 250 125 | 3 732 | 1 263 |
| | APPAREL, ACCESSORY STORES | | | | | | | | |
| | TOTAL | 490 | 438 | 98 618 | 97 850 | 17 022 | 318 330 | 5 803 | 314 |
| 56 | MEN'S, BOYS' APPAREL STORES, CUSTOM TAILORS | 81 | 71 | 13 748 | 13 582 | 2 520 | 44 910 | 665 | 58 |
| 561,567 | MEN'S, BOYS' CLOTHING AND FURNISHINGS STORES | 68 | 64 | 13 402 | 13 264 | 2 454 | 43 689 | 643 | 40 |
| 561 | CUSTOM TAILORS | 13 | 7 | 346 | 318 | 66 | 1 221 | 22 | 18 |
| 562-3,568 | WOMEN'S CLOTHING, SPECIALTY STORES | 182 | 164 | 38 931 | 38 729 | 7 029 | 138 354 | 2 767 | 118 |
| 562 | WOMEN'S READY-TO-WEAR STORES | 115 | 105 | 31 575 | 31 393 | 5 722 | 113 202 | 2 352 | 84 |
| 563,568 | WOMEN'S ACCESSORY, SPECIALTY STORES, FURRIERS | 67 | 59 | 7 356 | 7 336 | 1 307 | 25 152 | 415 | 34 |
| 563 | MILLINERY STORES | 21 | 17 | 987 | 977 | 169 | 3 432 | 64 | 7 |
| | CORSET, LINGERIE STORES | 3 | 3 | (0) | (0) | (0) | (0) | (0) | (0) |
| | HOSIERY STORES | 1 | 1 | (0) | (0) | (0) | (0) | (0) | (0) |
| | APPAREL, ACCESSORY, OTHER SPECIALTY STORES | 31 | 29 | 4 205 | 4 203 | 578 | 12 399 | 238 | 19 |
| 568 | FURRIERS, FUR SHOPS | 11 | 9 | 1 775 | 1 767 | 461 | 7 868 | 86 | 5 |
| 565 | FAMILY CLOTHING STORES | 69 | 55 | 28 743 | 28 511 | 5 010 | 87 628 | 1 628 | 54 |
| 566 | SHOE STORES | 120 | 118 | 15 066 | 14 994 | 2 214 | 42 119 | 655 | 47 |
| | MEN'S SHOE STORES | 12 | 12 | (0) | (0) | (0) | (0) | (0) | (0) |
| | WOMEN'S SHOE STORES | 24 | 24 | 4 613 | 4 613 | 765 | 14 908 | 206 | 4 |
| | CHILDREN'S, JUVENILES' SHOE STORES | 2 | 2 | (0) | (0) | (0) | (0) | (0) | (0) |
| | FAMILY SHOE STORES | 82 | 80 | 9 390 | 9 318 | 1 286 | 24 250 | 410 | 40 |
| 564 | CHILDREN'S, INFANTS' WEAR STORES | 28 | 26 | 1 730 | (0) | (0) | (0) | (0) | (0) |
| 569 | MISCELLANEOUS APPAREL, ACCESSORY STORES | 10 | 4 | 400 | (0) | (0) | (0) | (0) | (0) |

Standard Notes: - Represents zero. (D) Withheld to avoid disclosure. (NA) Not available. (X) Not applicable.
 *Nonstore retailers, part of SIC major group 53, are shown separately in this table.

TABLE 4. Standard Metropolitan Statistical Areas: 1963—Continued

| SIC code | Standard metropolitan statistical area and kind of business | Establishments | | Sales | | Payroll, entire year (\$1,000) | Payroll, workweek ended nearest Nov. 15 (dollars) | Paid employees, workweek ended nearest Nov. 15 (number) | Active proprietors of unincorporated businesses (number) |
|---|---|----------------|-----------------------|-------------------------------------|---------------------------------------|--------------------------------|---|---|--|
| | | Total (number) | With payroll (number) | Total, all establishments (\$1,000) | Establishments with payroll (\$1,000) | | | | |
| KANSAS CITY, MO.-KANS., SMSA—Continued | | | | | | | | | |
| FURNITURE, HOME FURNISHINGS, EQUIPMENT STORES | | | | | | | | | |
| | TOTAL | 452 | 332 | 62 911 | 60 621 | 9 653 | 191 257 | 1 963 | 348 |
| 57 | FURNITURE, HOME FURNISHINGS STORES | 269 | 175 | 34 161 | 32 609 | 5 633 | 114 343 | 1 142 | 214 |
| 5712 | FURNITURE STORES | 169 | 105 | 23 381 | 22 353 | 3 835 | 79 166 | 757 | 129 |
| 5713 | FLOOR COVERING STORES | 41 | 35 | 6 871 | 6 621 | 1 036 | 20 073 | 185 | 31 |
| 5714 | DRAPERY, CURTAIN, UPHOLSTERY STORES | 36 | 22 | 1 707 | 1 565 | 359 | 6 678 | 98 | 36 |
| 5715 | CHINA, GLASSWARE, METALWARE STORES | 5 | 3 | 433 | (0) | (0) | (0) | (0) | (0) |
| 5719 | MISCELLANEOUS HOME FURNISHINGS STORES | 18 | 10 | 1 769 | (0) | (0) | (0) | (0) | (0) |
| 572 | HOUSEHOLD APPLIANCE STORES | 99 | 87 | 16 549 | 16 095 | 2 220 | 41 919 | 436 | 69 |
| 5732 | RADIO, TELEVISION STORES | 44 | 40 | 6 209 | 6 181 | 880 | 17 101 | 172 | 37 |
| 5733 | MUSIC STORES | 40 | 30 | 5 992 | 5 736 | 920 | 17 894 | 213 | 28 |
| | RECORD SHOPS | 12 | 10 | 532 | 510 | 62 | 1 720 | 26 | 7 |
| | MUSICAL INSTRUMENT STORES | 28 | 20 | 5 460 | 5 226 | 858 | 16 174 | 187 | 21 |
| EATING, DRINKING PLACES | | | | | | | | | |
| | TOTAL | 1 657 | 1 457 | 111 183 | 108 367 | 28 603 | 556 325 | 11 866 | 1 595 |
| 58 | EATING PLACES | 1 167 | 1 055 | 88 099 | 86 731 | 24 807 | 480 147 | 10 402 | 1 090 |
| 5812 | RESTAURANTS, LUNCHROOMS | 812 | 730 | 62 001 | 61 041 | 18 030 | 347 565 | 7 298 | 793 |
| | CAFETERIAS | 59 | 59 | 9 853 | 9 849 | 3 130 | 60 363 | 1 321 | 20 |
| | REFRESHMENT PLACES | 256 | 238 | 13 590 | 13 322 | 2 859 | 55 976 | 1 467 | 241 |
| | CATERERS | 40 | 28 | 2 655 | 2 519 | 788 | 16 243 | 316 | 36 |
| 5813 | DRINKING PLACES (ALCOHOLIC BEVERAGES) | 490 | 402 | 23 084 | 21 636 | 3 796 | 76 178 | 1 464 | 505 |
| DRUG STORES, PROPRIETARY STORES | | | | | | | | | |
| 59PT(S91) | TOTAL | 339 | 319 | 77 733 | 76 869 | 11 236 | 217 589 | 3 414 | 254 |
| 591 | DRUG STORES | 302 | 286 | 74 850 | 74 076 | 10 955 | 211 422 | 3 287 | 220 |
| | PROPRIETARY STORES | 37 | 33 | 2 883 | 2 793 | 281 | 6 167 | 127 | 34 |
| OTHER RETAIL STORES | | | | | | | | | |
| 59 EX.591 | TOTAL | 1 152 | 832 | 97 168 | 91 546 | 12 158 | 234 545 | 3 376 | 1 044 |
| 592 | LIQUOR STORES | 222 | 186 | 22 853 | 21 431 | 1 222 | 23 127 | 435 | 214 |
| 593 | ANTIQUA STORES, SECONDHANO STORES | 155 | 91 | 12 622 | 11 928 | 2 379 | 42 644 | 547 | 131 |
| 5932 | ANTIQUA STORES | 29 | 7 | 681 | 307 | 39 | 834 | 14 | 29 |
| 5933 | SECONDHANO STORES | 126 | 84 | 11 941 | 11 621 | 2 340 | 41 810 | 533 | 102 |
| 594 | BOOK, STATIONERY STORES | 42 | 38 | 3 493 | 3 443 | 498 | 9 436 | 148 | 45 |
| 5942 | BOOK STORES | 16 | 16 | 1 149 | 1 149 | 113 | 2 149 | 44 | 19 |
| 5943 | STATIONERY STORES | 26 | 22 | 2 344 | 2 294 | 385 | 7 287 | 104 | 26 |
| 595 | SPORTING GOODS STORES, BICYCLE SHOPS | 51 | 31 | 3 680 | 3 424 | 508 | 9 273 | 121 | 47 |
| 5952 | SPORTING GOODS STORES | 44 | 30 | 3 521 | (0) | (0) | (0) | (0) | (0) |
| 5953 | BICYCLE SHOPS | 7 | 1 | 159 | (0) | (0) | (0) | (0) | (0) |
| 5962 | HAY, GRAIN, FEED STORES | 49 | 37 | 9 764 | 9 268 | 479 | 8 700 | 121 | 48 |
| 5969 | OTHER FARM SUPPLY STORES | 20 | 14 | 3 318 | 3 230 | 330 | 5 568 | 161 | 11 |
| | GARDEN SUPPLY STORES | 18 | 16 | 1 301 | 1 291 | 175 | 2 936 | 40 | 18 |
| 597 | JEWELRY STORES | 116 | 78 | 12 125 | 11 673 | 1 817 | 35 623 | 456 | 98 |
| 598 | FUEL, ICE DEALERS | 43 | 29 | 4 367 | 4 149 | 825 | 16 642 | 164 | 28 |
| 5982 | COAL AND WOOD DEALERS | 8 | 4 | 224 | (0) | (0) | (0) | (0) | (0) |
| | ICE DEALERS | 5 | 1 | 51 | (0) | (0) | (0) | (0) | (0) |
| 5983 | FUEL OIL DEALERS | 10 | 6 | 1 221 | 1 067 | 133 | 2 000 | 21 | 8 |
| 5984 | BOTTLE GAS DEALERS | 20 | 18 | 2 871 | 2 853 | 663 | 14 110 | 132 | 6 |
| 5992 | FLORISTS | 81 | 75 | 4 895 | 4 821 | 1 009 | 19 699 | 316 | 88 |
| 5993 | CIGAR STORES, STANDS | 27 | 17 | 937 | 807 | 98 | 1 840 | 38 | 29 |
| 5994 | NEWS DEALERS, NEWSSTANDS | 15 | 11 | 1 299 | 1 243 | 187 | 4 967 | 90 | 14 |
| 5996 | CAMERA, PHOTOGRAPHIC SUPPLY STORES | 23 | 13 | 1 909 | 1 615 | 245 | 4 789 | 68 | 19 |
| 5997 | GIFT, NOVELTY, SOUVENIR SHOPS | 67 | 45 | 4 783 | 4 585 | 746 | 15 909 | 243 | 67 |
| 5998 | OPTICAL GOODS STORES | 69 | 65 | 3 128 | 3 054 | 655 | 12 090 | 126 | 55 |
| 5999 | TYPEWRITER STORES | 6 | 6 | 431 | 431 | 130 | 2 859 | 29 | 4 |
| | LUGGAGE, LEATHER GOODS STORES | 10 | 8 | 850 | 568 | 131 | 2 115 | 31 | 5 |
| | HOBBY, TOY, GAME SHOPS | 34 | 28 | 1 789 | 1 725 | 269 | 5 580 | 120 | 24 |
| | RELIGIOUS GOODS STORES | 6 | 6 | 721 | 721 | 94 | 1 922 | 27 | 4 |
| | PET SHOPS | 7 | 3 | 130 | 74 | 8 | 195 | 3 | 9 |
| | OTHER | 91 | 35 | 2 773 | 2 065 | 353 | 8 631 | 92 | 86 |
| NONSTORE RETAILERS* | | | | | | | | | |
| S3 PART* | TOTAL | 580 | 158 | 148 436 | 143 532 | 27 388 | 533 176 | 8 243 | 529 |
| 532 | MAIL-ORDER HOUSES | 33 | 31 | 115 353 | 115 323 | 22 579 | 442 342 | 7 167 | 10 |
| 534 | MERCHANDISE VENDING MACHINE OPERATORS | 77 | 39 | 16 702 | 15 688 | 2 045 | 39 120 | 372 | 78 |
| 535 | DIRECT SELLING (HOUSE-TO-HOUSE) ORGANIZATIONS | 470 | 88 | 16 381 | 12 521 | 2 764 | 51 714 | 704 | 441 |

Standard Notes: - Represents zero. (D) Withheld to avoid disclosure. (NA) Not available. (X) Not applicable.
 *Nonstore retailers, part of SIC major group 53, are shown separately in this table.

TABLE 4. Standard Metropolitan Statistical Areas: 1963-Continued

| SIC code | Standard metropolitan statistical area and kind of business | Establishments | | Sales | | Payroll, entire year (\$1,000) | Payroll, workweek ended nearest Nov. 15 (dollars) | Paid employees, workweek ended nearest Nov. 15 (number) | Active proprietors of unincorporated businesses (number) |
|-----------------|--|---------------------------------------|-----------------------|-------------------------------------|---------------------------------------|--------------------------------|---|---|--|
| | | Total (number) | With payroll (number) | Total, all establishments (\$1,000) | Establishments with payroll (\$1,000) | | | | |
| ST. JOSEPH SMSA | | Coextensive with Buchanan County, Mo. | | | | | | | |
| | RETAIL TRADE: TDOTAL | 904 | 686 | 127 249 | 122 835 | 15 921 | 305 557 | 5 110 | 831 |
| | LUMBER, BUILDING MATERIALS, HARDWARE, FARM EQUIPMENT DEALERS | | | | | | | | |
| 52 | TDOTAL | 48 | 40 | 7 759 | 7 535 | 897 | 16 350 | 204 | 45 |
| 521 | LUMBER YARDS | 9 | 9 | 3 486 | 3 486 | 343 | 6 266 | 72 | 9 |
| | BUILDING MATERIALS DEALERS | 7 | 7 | 489 | 489 | 72 | 1 297 | 14 | 9 |
| 522 | HEATING, PLUMBING EQUIPMENT DEALERS | 3 | 1 | (D) | (D) | (D) | (D) | (D) | (D) |
| 523 | PAINT, GLASS, WALLPAPER STORES | 7 | 7 | (D) | (D) | (D) | (D) | (D) | (D) |
| 524 | ELECTRICAL SUPPLY STORES | - | - | - | - | - | - | - | - |
| 5251 | HARDWARE STORES | 14 | 8 | 619 | 441 | 63 | 1 116 | 24 | 18 |
| 5252 | FARM EQUIPMENT DEALERS | 8 | 8 | 2 366 | 2 366 | 291 | 5 148 | 64 | 3 |
| | GENERAL MERCHANDISE GROUP STORES* | | | | | | | | |
| 53 PART* | TDOTAL | 27 | 21 | 18 727 | 18 681 | 2 984 | 61 453 | 1 079 | 10 |
| 531 | DEPARTMENT STORES | 7 | 7 | 15 677 | 15 677 | 2 457 | 51 573 | 846 | - |
| 533 | LIMITED PRICE VARIETY STORES | 10 | 10 | 2 638 | 2 638 | 477 | 8 688 | 209 | 2 |
| 539 | GENERAL MERCHANDISE STORES | 7 | 3 | (D) | (D) | (D) | (D) | (D) | (D) |
| | DRY GOODS STORES | 2 | - | 8 | - | - | - | - | 2 |
| | SEWING, NEEDLEWORK STORES | 1 | 1 | (D) | (D) | (D) | (D) | (D) | (D) |
| | FOOD STORES | | | | | | | | |
| 54 | TDOTAL | 122 | 82 | 29 521 | 28 643 | 2 248 | 41 717 | 671 | 122 |
| 541 | GROCERY STORES, INCLUDING DELICATESSENS | 100 | 70 | 28 804 | 28 056 | 2 129 | 39 643 | 624 | 99 |
| 542 | MEAT MARKETS | 1 | 1 | (D) | (D) | (D) | (D) | (D) | (D) |
| | FISH (SEAFOOD) MARKETS | 2 | - | 64 | - | - | - | - | 2 |
| 543 | FRUIT STORES, VEGETABLE MARKETS | 6 | 2 | 152 | (D) | (D) | (D) | (D) | (D) |
| 544 | CANDY, NUT, CONFECTIONERY STORES | 3 | 1 | 80 | (D) | (D) | (D) | (D) | (D) |
| 545 | DAIRY PRODUCTS STORES | 2 | 2 | (D) | (D) | (D) | (D) | (D) | (D) |
| 546 | RETAIL BAKERIES | 5 | 5 | 274 | 274 | 82 | 1 445 | 28 | 5 |
| 5462 | RETAIL BAKERIES, MANUFACTURING | 5 | 5 | 274 | 274 | 82 | 1 445 | 28 | 5 |
| 5463 | RETAIL BAKERIES, NONMANUFACTURING | - | - | - | - | - | - | - | - |
| 549 | EGG AND POULTRY DEALERS | - | - | - | - | - | - | - | - |
| | OTHER | 3 | 1 | 34 | (D) | (D) | (D) | (D) | (D) |
| | AUTOMOTIVE DEALERS | | | | | | | | |
| 55 EX. 554 | TDOTAL | 58 | 42 | 21 243 | 20 621 | 2 460 | 45 072 | 527 | 48 |
| 551 | PASSENGER CAR DEALERS, FRANCHISED | 11 | 11 | 14 128 | 14 128 | 1 569 | 28 076 | 318 | 3 |
| | DOMESTIC CAR DEALERS | 8 | 8 | 9 855 | 9 855 | 1 108 | 18 997 | 229 | 1 |
| | IMPORTED CAR DEALERS | 1 | 1 | (D) | (D) | (D) | (D) | (D) | (D) |
| | DOMESTIC AND IMPORTED CAR DEALERS | 2 | 2 | (D) | (D) | (D) | (D) | (D) | (D) |
| 552 | PASSENGER CAR DEALERS, NONFRANCHISED | 18 | 10 | 2 176 | 1 892 | 184 | 3 758 | 55 | 17 |
| 553 | TIRE, BATTERY, ACCESSORY DEALERS | 16 | 14 | 3 424 | 3 358 | 607 | 11 480 | 128 | 13 |
| | HOME AND AUTO SUPPLY STORES | 1 | 1 | (D) | (D) | (D) | (D) | (D) | (D) |
| 559 | MISCELLANEOUS AIRCRAFT, MARINE, AUTOMOTIVE DEALERS | 12 | 6 | (D) | (D) | (D) | (D) | (D) | (D) |
| | AIRCRAFT, BOAT, MOTORCYCLE DEALERS | 5 | 1 | 155 | (D) | (D) | (D) | (D) | (D) |
| | HOUSEHOLD TRAILER DEALERS | 7 | 5 | 932 | (D) | (D) | (D) | (D) | (D) |
| | OTHER AUTOMOTIVE DEALERS | - | - | - | - | - | - | - | - |
| | GASOLINE SERVICE STATIONS | | | | | | | | |
| 55PT(554) | TDOTAL | 118 | 94 | 8 936 | 8 050 | 690 | 14 614 | 271 | 135 |
| | APPAREL, ACCESSORY STORES | | | | | | | | |
| 56 | TDOTAL | 54 | 50 | 8 310 | 8 264 | 1 408 | 28 625 | 518 | 28 |
| 561, 567 | MEN'S, BOYS' APPAREL STORES, CUSTOM TAILORS | 9 | 7 | 1 146 | 1 138 | 207 | 3 844 | 62 | 7 |
| 561 | MEN'S, BOYS' CLOTHING AND FURNISHINGS STORES | 6 | 6 | (D) | (D) | (D) | (D) | (D) | (D) |
| 567 | CUSTOM TAILORS | 3 | 1 | (D) | (D) | (D) | (D) | (D) | (D) |
| 562-3, 568 | WOMEN'S CLOTHING, SPECIALTY STORES | 15 | 15 | 3 091 | 3 091 | 587 | 12 403 | 227 | 5 |
| 562 | WOMEN'S READY-TO-WEAR STORES | 7 | 7 | 2 168 | 2 168 | 382 | 9 260 | 151 | 1 |
| 563, 568 | WOMEN'S ACCESSORY, SPECIALTY STORES, FURRIERS | 8 | 8 | 923 | 923 | 205 | 3 143 | 76 | 4 |
| 563 | MILLINERY STORES | 2 | 2 | (D) | (D) | (D) | (D) | (D) | (D) |
| | HATSET, LINGERIE STORES | 1 | 1 | (D) | (D) | (D) | (D) | (D) | (D) |
| | HOSIERY STORES | - | - | - | - | - | - | - | - |
| | APPAREL, ACCESSORY, OTHER SPECIALTY STORES | 3 | 3 | (D) | (D) | (D) | (D) | (D) | (D) |
| 568 | FURRIERS, FUR SHOPS | 2 | 2 | (D) | (D) | (D) | (D) | (D) | (D) |
| 565 | FAMILY CLOTHING STORES | 10 | 8 | 2 393 | 2 355 | 356 | 7 292 | 147 | 9 |
| 566 | SHOE STORES | 17 | 17 | 1 548 | 1 548 | 242 | 4 801 | 74 | 4 |
| | MEN'S SHOE STORES | 1 | 1 | (D) | (D) | (D) | (D) | (D) | (D) |
| | WOMEN'S SHOE STORES | 6 | 6 | (D) | (D) | (D) | (D) | (D) | (D) |
| | CHILDREN'S, JUVENILES' SHOE STORES | 1 | 1 | (D) | (D) | (D) | (D) | (D) | (D) |
| | FAMILY SHOE STORES | 9 | 9 | 899 | 899 | 134 | 2 887 | 46 | 2 |
| 564 | CHILDREN'S, INFANTS' WEAR STORES | 3 | 3 | 132 | 132 | 16 | 285 | 8 | 3 |
| 569 | MISCELLANEOUS APPAREL, ACCESSORY STORES | - | - | - | - | - | - | - | - |

Standard Notes: - Represents zero. (D) Withheld to avoid disclosure. (NA) Not available. (X) Not applicable.
 *Nonstore retailers, part of SIC major group 53, are shown separately in this table.

TABLE 4. Standard Metropolitan Statistical Areas: 1963-Continued

| SIC code | Standard metropolitan statistical area and kind of business | Establishments | | Sales | | Payroll, entire year (\$1,000) | Payroll, workweek ended nearest Nov. 15 (dollars) | Paid employees, workweek ended nearest Nov. 15 (number) | Active proprietors of unincorporated businesses (number) |
|---|---|----------------|--------------|---------------------------|-----------------------------|--------------------------------|---|---|--|
| | | Total | With payroll | Total, all establishments | Establishments with payroll | | | | |
| | | (number) | (number) | (\$1,000) | (\$1,000) | | | | |
| ST. JOSEPH SMSA-Continued | | | | | | | | | |
| FURNITURE, HOME FURNISHINGS, EQUIPMENT STORES | | | | | | | | | |
| 57 | TOTAL | 61 | 45 | 6 629 | 6 513 | 1 191 | 21 272 | 284 | 51 |
| 571 | FURNITURE, HOME FURNISHINGS STORES | 35 | 27 | 3 413 | 3 329 | 587 | 9 673 | 136 | 32 |
| 5712 | FURNITURE STORES | 20 | 16 | 2 789 | 2 741 | 449 | 7 184 | 102 | 17 |
| 5713 | FLOOR COVERING STORES | 8 | 8 | 426 | 426 | 96 | 1 667 | 21 | 9 |
| 5714 | DRAPERY, CURTAIN, UPHOLSTERY STORES | 3 | 1 | 118 | (D) | (D) | (D) | (D) | (D) |
| 5715 | CHINA, GLASSWARE, METALWARE STORES | 3 | 1 | (D) | (D) | (D) | (D) | (D) | (D) |
| 5719 | MISCELLANEOUS HOME FURNISHINGS STORES | 1 | 1 | (D) | (D) | (D) | (D) | (D) | (D) |
| 572 | HOUSEHOLD APPLIANCE STORES | 18 | 10 | 2 419 | 2 387 | 450 | 8 866 | 104 | 13 |
| 5732 | RADIO, TELEVISION STORES | 7 | 7 | (D) | (D) | (D) | (D) | (D) | (D) |
| 5733 | MUSIC STORES | 1 | 1 | (D) | (D) | (D) | (D) | (D) | (D) |
| | RECORD SHOPS | - | - | - | - | - | - | - | - |
| | MUSICAL INSTRUMENT STORES | 1 | 1 | (D) | (D) | (D) | (D) | (D) | (D) |
| EATING, DRINKING PLACES | | | | | | | | | |
| 58 | TOTAL | 192 | 168 | 7 988 | 7 668 | 1 738 | 32 786 | 755 | 200 |
| 5812 | EATING PLACES | 103 | 99 | 4 965 | 4 923 | 1 327 | 24 675 | 582 | 99 |
| | RESTAURANTS, LUNCHROOMS | 73 | 71 | 3 474 | 3 440 | 896 | 16 485 | 396 | 73 |
| | CAFETERIAS | 5 | 5 | (D) | (D) | (D) | (D) | (D) | (D) |
| | REFRESHMENT PLACES | 23 | 21 | 756 | 748 | 190 | 3 830 | 103 | 20 |
| | CATERERS | 2 | 2 | (D) | (D) | (D) | (D) | (D) | (D) |
| 5813 | DRINKING PLACES (ALCOHOLIC BEVERAGES) | 89 | 69 | 3 023 | 2 745 | 411 | 8 111 | 173 | 101 |
| DRUG STORES, PROPRIETARY STORES | | | | | | | | | |
| 59PT(591) | TOTAL | 38 | 38 | 6 096 | 6 096 | 911 | 18 869 | 380 | 35 |
| 591 | DRUG STORES | 35 | 35 | 5 965 | 5 965 | 884 | 18 417 | 371 | 31 |
| | PROPRIETARY STORES | 3 | 3 | 131 | 131 | 27 | 452 | 9 | 4 |
| OTHER RETAIL STORES | | | | | | | | | |
| 59 EX.591 | TOTAL | 122 | 94 | 10 435 | 9 829 | 1 201 | 21 171 | 359 | 96 |
| 592 | LIQUOR STORES | 14 | 12 | 927 | 763 | 48 | 975 | 24 | 14 |
| 593 | ANTIQUA STORES, SECONDHAND STORES | 22 | 14 | 616 | 562 | 64 | 1 122 | 29 | 17 |
| 5932 | ANTIQUA STORES | 7 | 1 | 125 | (D) | (D) | (D) | (D) | (D) |
| 5933 | SECONDHAND STORES | 15 | 13 | 491 | (D) | (D) | (D) | (D) | (D) |
| 594 | BDDK, STATIONERY STORES | 2 | 2 | (D) | (D) | (D) | (D) | (D) | (D) |
| 5942 | BDDK STORES | 1 | 1 | (D) | (D) | (D) | (D) | (D) | (D) |
| 5943 | STATIONERY STORES | 1 | 1 | (D) | (D) | (D) | (D) | (D) | (D) |
| 595 | SPORTING GOODS STORES, BICYCLE SHOPS | 5 | 3 | 346 | (D) | (D) | (D) | (D) | (D) |
| 5952 | SPORTING GOODS STORES | 5 | 3 | 346 | (D) | (D) | (D) | (D) | (D) |
| 5953 | BICYCLE SHOPS | - | - | - | - | - | - | - | - |
| 5962 | HAY, GRAIN, FEED STORES | 11 | 9 | 3 154 | 3 010 | 199 | 3 615 | 47 | 8 |
| 5969 | OTHER FARM SUPPLY STORES | 5 | 5 | 528 | 528 | 42 | 681 | 9 | 2 |
| | GARDEN SUPPLY STORES | 4 | 4 | 340 | 340 | 63 | 929 | 20 | 2 |
| 597 | JEWELRY STORES | 9 | 5 | 1 009 | 875 | 125 | 2 180 | 35 | 5 |
| 598 | FUEL, ICE DEALERS | 11 | 9 | 767 | 755 | 158 | 3 172 | 43 | 6 |
| 5982 | COAL AND WOOD DEALERS | 4 | 2 | (D) | (D) | (D) | (D) | (D) | (D) |
| | ICE DEALERS | - | - | - | - | - | - | - | - |
| 5983 | FUEL OIL DEALERS | 1 | 1 | (D) | (D) | (D) | (D) | (D) | (D) |
| 5984 | BOTTLED GAS DEALERS | 6 | 6 | 545 | 545 | 127 | 2 721 | 31 | 2 |
| 5992 | FLORISTS | 8 | 8 | 872 | 872 | 182 | 2 929 | 53 | 7 |
| 5993 | CIGAR STORES, STANDS | 2 | - | 8 | - | - | - | - | 2 |
| 5994 | NEWS DEALERS, NEWSSTANDS | 1 | 1 | (D) | (D) | (D) | (D) | (D) | (D) |
| 5996 | CAMERA, PHOTOGRAPHIC SUPPLY STORES | 3 | 3 | 231 | 231 | 38 | 686 | 10 | 2 |
| 5997 | GIFT, NOVELTY, SOUVENIR SHOPS | 4 | 4 | 98 | 98 | 14 | 177 | 5 | 4 |
| 5998 | OPTICAL GOODS STORES | 7 | 5 | 375 | 363 | 57 | 1 126 | 12 | 8 |
| 5999 | TYPEWRITER STORES | 1 | 1 | (D) | (D) | (D) | (D) | (D) | (D) |
| | LUGGAGE, LEATHER GOODS STORES | 1 | 1 | (D) | (D) | (D) | (D) | (D) | (D) |
| | HOBBIY, TOY, GAME SHOPS | 3 | 3 | (D) | (D) | (D) | (D) | (D) | (D) |
| | RELIGIOUS GOODS STORES | - | - | - | - | - | - | - | - |
| | PET SHOPS | - | - | - | - | - | - | - | - |
| | OTHER | 9 | 5 | 155 | 135 | 18 | 206 | 9 | 11 |
| NONSTORE RETAILERS* | | | | | | | | | |
| 53 PART* | TOTAL | 64 | 12 | 1 605 | 935 | 193 | 3 628 | 62 | 61 |
| 532 | MAIL-ORDER HOUSES | - | - | - | - | - | - | - | - |
| 534 | MERCHANDISE VENDING MACHINE OPERATORS | 5 | 1 | 627 | (D) | (D) | (D) | (D) | (D) |
| 535 | DIRECT SELLING (HOUSE-TO-HOUSE) ORGANIZATIONS | 59 | 11 | 978 | (D) | (D) | (D) | (D) | (D) |

Standard Notes: - Represents zero. (D) Withheld to avoid disclosure. (NA) Not available. (X) Not applicable.
 *Nonstore retailers, part of SIC major group 53, are shown separately in this table.

TABLE 4. Standard Metropolitan Statistical Areas: 1963-Continued

| SIC code | Standard metropolitan statistical area and kind of business | Establishments | | Sales | | Payroll, entire year (\$1,000) | Payroll, workweek ended nearest Nov. 15 (dollars) | Paid employees, workweek ended nearest Nov. 15 (number) | Active proprietors of unincorporated businesses (number) |
|----------------------------------|---|--|--------------------------|--|--|-----------------------------------|--|--|---|
| | | Total (number) | With payroll (number) | Total, all establishments (\$1,000) | Establishments with payroll (\$1,000) | | | | |
| ST. LOUIS, MO.-ILL., SMSA | | Consists of St. Louis city and Franklin, Jefferson, St. Charles, and St. Louis Counties, Mo.; and Madison and St. Clair Counties, Ill. | | | | | | | |
| | RETAIL TRADE, TOTAL | 17 651 | 12 869 | 2 847 475 | 2 751 555 | 345 013 | 6 775 221 | 102 423 | 15 458 |
| | LUMBER, BUILDING MATERIALS, HARDWARE, FARM EQUIPMENT DEALERS | | | | | | | | |
| | TOTAL | 776 | 638 | 140 646 | 137 236 | 20 430 | 388 625 | 4 289 | 563 |
| 52 | LUMBER YARDS | 138 | 134 | 45 678 | 45 480 | 6 537 | 127 391 | 1 163 | 52 |
| 521 | BUILDING MATERIALS DEALERS | 95 | 77 | 14 761 | 14 213 | 1 984 | 37 320 | 395 | 62 |
| 522 | HEATING, PLUMBING EQUIPMENT DEALERS | 50 | 34 | 5 385 | 4 949 | 919 | 16 224 | 144 | 45 |
| 523 | PAINT, GLASS, WALLPAPER STORES | 119 | 101 | 12 318 | 11 880 | 2 138 | 35 289 | 433 | 72 |
| 524 | ELECTRICAL SUPPLY STORES | 17 | 11 | 1 894 | 1 814 | 379 | 6 750 | 90 | 13 |
| 5251 | HARDWARE STORES | 281 | 219 | 44 044 | 42 518 | 6 845 | 137 217 | 1 738 | 254 |
| 5252 | FARM EQUIPMENT DEALERS | 76 | 62 | 16 566 | 16 382 | 1 628 | 28 434 | 326 | 65 |
| | GENERAL MERCHANDISE GROUP STORES* | | | | | | | | |
| | TOTAL | 482 | 420 | 446 285 | 444 943 | 67 280 | 1 382 776 | 25 820 | 279 |
| 53 PART* | DEPARTMENT STORES | 44 | 44 | 352 178 | 352 178 | 52 657 | 1 096 511 | 20 403 | - |
| 533 | LIMITED PRICE VARIETY STORES | 191 | 169 | 49 249 | 48 859 | 8 710 | 167 491 | 3 587 | 110 |
| 539 | GENERAL MERCHANDISE STORES | 188 | 158 | 40 680 | 39 838 | 5 322 | 106 926 | 1 607 | 116 |
| | DRY GOODS STORES | 40 | 38 | 2 563 | 2 555 | 408 | 8 313 | 146 | 32 |
| | SEWING, NEEDLEWORK STORES | 19 | 11 | 1 615 | 1 513 | 183 | 3 535 | 77 | 21 |
| | FOOD STORES | | | | | | | | |
| | TOTAL | 3 340 | 2 068 | 696 704 | 664 006 | 59 667 | 1 128 906 | 15 595 | 3 161 |
| 54 | GROCERY STORES, INCLUDING DELICATESSENS | 2 202 | 1 526 | 644 477 | 623 429 | 52 631 | 993 690 | 13 160 | 2 094 |
| 541 | MEAT MARKETS | 76 | 60 | 7 635 | 7 309 | 749 | 14 784 | 198 | 76 |
| 542 | FISH (SEAFOOD) MARKETS | 18 | 10 | 5 612 | 5 222 | 70 | 1 342 | 23 | 13 |
| 543 | FRUIT STORES, VEGETABLE MARKETS | 78 | 38 | 5 563 | 4 933 | 499 | 9 138 | 153 | 93 |
| 544 | CANDY, NUT, CONFECTIONERY STORES | 550 | 30 | 13 428 | 3 970 | 543 | 10 541 | 236 | 544 |
| 545 | DAIRY PRODUCTS STORES | 99 | 77 | 8 768 | 8 416 | 987 | 19 401 | 402 | 64 |
| 546 | RETAIL BAKERIES | 266 | 244 | 14 296 | 14 054 | 4 023 | 76 734 | 1 370 | 220 |
| 5462 | RETAIL BAKERIES, MANUFACTURING | 199 | 185 | 11 283 | 11 151 | 3 492 | 66 064 | 1 157 | 202 |
| 5463 | RETAIL BAKERIES, NONMANUFACTURING | 67 | 59 | 3 013 | 2 903 | 531 | 10 670 | 213 | 18 |
| 549 | EGG AND POULTRY DEALERS | 25 | 13 | 784 | 476 | 45 | 847 | 20 | 29 |
| | OTHER | 26 | 10 | 1 141 | 897 | 120 | 2 429 | 33 | 28 |
| | AUTOMOTIVE DEALERS | | | | | | | | |
| | TOTAL | 933 | 689 | 527 500 | 521 014 | 45 799 | 874 796 | 7 647 | 651 |
| 55 EX, 554 | PASSENGER CAR DEALERS, FRANCHISED | 253 | 251 | 435 688 | 435 660 | 36 681 | 696 379 | 5 702 | 83 |
| 551 | DOMESTIC CAR DEALERS | 228 | 226 | 404 375 | 404 347 | 33 708 | 633 450 | 5 242 | 79 |
| | IMPORTED CAR DEALERS | 13 | 13 | 10 567 | 10 567 | 1 219 | 22 732 | 196 | 2 |
| | DOMESTIC AND IMPORTED CAR DEALERS | 12 | 12 | 20 746 | 20 746 | 1 754 | 40 197 | 264 | 2 |
| 552 | PASSENGER CAR DEALERS, NONFRANCHISED | 273 | 143 | 40 593 | 37 247 | 2 751 | 51 401 | 576 | 274 |
| 553 | TIRE, BATTERY, ACCESSORY DEALERS | 232 | 174 | 26 400 | 25 318 | 3 956 | 80 254 | 831 | 174 |
| | HOME AND AUTO SUPPLY STORES | 54 | 52 | 9 594 | 9 588 | 1 301 | 25 291 | 319 | 24 |
| 559 | MISCELLANEOUS AIRCRAFT, MARINE, AUTOMOTIVE DEALERS | 121 | 69 | 15 225 | 13 201 | 1 110 | 21 471 | 219 | 96 |
| | AIRCRAFT, BOAT, MOTORCYCLE DEALERS | 59 | 33 | 5 791 | 5 257 | 446 | 8 355 | 96 | 50 |
| | HOUSEHOLD TRAILER DEALERS | 52 | 32 | 8 497 | 7 307 | 628 | 12 449 | 116 | 36 |
| | OTHER AUTOMOTIVE DEALERS | 10 | 4 | 937 | 637 | 36 | 667 | 7 | 10 |
| | GASOLINE SERVICE STATIONS | | | | | | | | |
| 55PT (554) | TOTAL | 2 089 | 1 757 | 208 058 | 197 114 | 19 983 | 404 739 | 5 734 | 2 102 |
| | APPAREL, ACCESSORY STORES | | | | | | | | |
| | TOTAL | 1 075 | 917 | 136 984 | 133 754 | 21 181 | 401 233 | 6 527 | 720 |
| 561, 567 | MEN'S, BOYS' APPAREL STORES, CUSTOM TAILORS | 203 | 171 | 34 416 | 33 868 | 6 387 | 123 085 | 1 716 | 118 |
| 561 | MEN'S, BOYS' CLOTHING AND FURNISHINGS STORES | 161 | 147 | 33 168 | 32 846 | 6 109 | 116 326 | 1 630 | 82 |
| 567 | CUSTOM TAILORS | 42 | 24 | 1 248 | 1 022 | 278 | 6 759 | 86 | 36 |
| 562-3, 568 | WOMEN'S CLOTHING, SPECIALTY STORES | 351 | 321 | 47 853 | 47 643 | 7 610 | 142 827 | 2 427 | 225 |
| 562 | WOMEN'S READY-TO-WEAR STORES | 227 | 209 | 38 237 | 38 105 | 6 074 | 116 125 | 1 928 | 159 |
| 563, 568 | WOMEN'S ACCESSORY, SPECIALTY STORES, FURRIERS | 124 | 112 | 9 616 | 9 538 | 1 536 | 26 702 | 499 | 66 |
| 563 | MILLINERY STORES | 37 | 31 | 1 447 | 1 415 | 239 | 4 714 | 93 | 12 |
| | CORSET, LINGERIE STORES | 8 | 6 | (D) | (D) | (D) | (D) | (D) | (D) |
| | HOSIERY STORES | 1 | 1 | (D) | (D) | (D) | (D) | (D) | (D) |
| | APPAREL, ACCESSORY, OTHER SPECIALTY STORES | 62 | 58 | 5 265 | 5 235 | 687 | 12 122 | 274 | 39 |
| 568 | FURRIERS, FUR SHOPS | 16 | 16 | 2 511 | 2 511 | 555 | 8 826 | 117 | 5 |
| 565 | FAMILY CLOTHING STORES | 167 | 115 | 24 996 | 23 648 | 3 353 | 62 036 | 1 096 | 136 |
| 566 | SHOE STORES | 290 | 258 | 25 433 | 24 421 | 3 340 | 63 659 | 1 060 | 187 |
| | MEN'S SHOE STORES | 28 | 28 | 1 944 | 1 944 | 265 | 5 622 | 73 | 11 |
| | WOMEN'S SHOE STORES | 38 | 38 | 6 944 | 6 944 | 1 025 | 19 162 | 341 | 6 |
| | CHILDREN'S, JUVENILES' SHOE STORES | 14 | 14 | 900 | 900 | 160 | 3 253 | 35 | 11 |
| | FAMILY SHOE STORES | 210 | 178 | 15 645 | 14 633 | 1 890 | 35 622 | 611 | 159 |
| 564 | CHILDREN'S, INFANTS' WEAR STORES | 54 | 48 | 3 886 | 3 862 | 454 | 8 787 | 215 | 43 |
| 569 | MISCELLANEOUS APPAREL, ACCESSORY STORES | 10 | 4 | 400 | 312 | 37 | 839 | 13 | 11 |

Standard Notes: - Represents zero. (D) Withheld to avoid disclosure. (NA) Not available. (X) Not applicable.
*Nonstore retailers, part of SIC major group 53, are shown separately in this table.

TABLE 4. Standard Metropolitan Statistical Areas: 1963—Continued

| SIC code | Standard metropolitan statistical area and kind of business | Establishments | | Sales | | Payroll, entire year (\$1,000) | Payroll, workweek ended nearest Nov. 15 (dollars) | Paid employees, workweek ended nearest Nov. 15 (number) | Active proprietors of unincorporated businesses (number) |
|---|---|----------------|--------------|---------------------------|-----------------------------|--------------------------------|---|---|--|
| | | Total | With payroll | Total, all establishments | Establishments with payroll | | | | |
| | | (number) | (number) | (\$1,000) | (\$1,000) | | | | |
| ST. LOUIS, MO.-ILL., SMSA—Continued | | | | | | | | | |
| FURNITURE, HOME FURNISHINGS, EQUIPMENT STORES | | | | | | | | | |
| 57 | TOTAL | 906 | 688 | 128 298 | 124 778 | 17 606 | 359 808 | 3 830 | 671 |
| 571 | FURNITURE, HOME FURNISHINGS STORES | 521 | 371 | 85 803 | 83 501 | 12 311 | 253 755 | 2 586 | 381 |
| 5712 | FURNITURE STORES | 336 | 254 | 72 656 | 71 620 | 10 106 | 210 442 | 2 082 | 221 |
| 5713 | FLOOR COVERING STORES | 79 | 57 | 7 469 | 6 765 | 1 252 | 23 444 | 243 | 61 |
| 5714 | DRAPERY, CURTAIN, UPHOLSTERY STORES | 64 | 38 | 3 219 | 2 869 | 542 | 10 656 | 141 | 58 |
| 5715 | CHINA, GLASSWARE, METALWARE STORES | 17 | 5 | 952 | 872 | 122 | 3 277 | 54 | 16 |
| 5719 | MISCELLANEOUS HOME FURNISHINGS STORES | 25 | 17 | 1 507 | 1 375 | 289 | 5 936 | 66 | 25 |
| 572 | HOUSEHOLD APPLIANCE STORES | 189 | 153 | 25 782 | 25 064 | 3 094 | 60 160 | 668 | 127 |
| 5732 | RADIO, TELEVISION STORES | 109 | 95 | 8 444 | 8 098 | 1 097 | 20 518 | 240 | 99 |
| 5733 | MUSIC STORES | 87 | 69 | 8 269 | 8 115 | 1 104 | 25 375 | 336 | 64 |
| | RECORD SHOPS | 25 | 21 | 1 271 | 1 229 | 111 | 2 343 | 46 | 21 |
| | MUSICAL INSTRUMENT STORES | 62 | 48 | 6 998 | 6 886 | 993 | 23 032 | 290 | 43 |
| EATING, DRINKING PLACES | | | | | | | | | |
| 58 | TOTAL | 4 306 | 3 352 | 221 902 | 207 978 | 49 519 | 1 006 282 | 21 149 | 4 176 |
| 5812 | EATING PLACES | 2 283 | 1 933 | 152 920 | 149 128 | 40 515 | 814 289 | 17 251 | 2 122 |
| | RESTAURANTS, LUNCHROOMS | 1 540 | 1 280 | 97 669 | 94 871 | 25 423 | 505 989 | 10 790 | 1 501 |
| | CAFETERIAS | 141 | 141 | 19 441 | 19 437 | 6 361 | 123 632 | 2 179 | 117 |
| | REFRESHMENT PLACES | 461 | 393 | 24 677 | 23 885 | 5 298 | 113 421 | 2 876 | 430 |
| | CATERERS | 141 | 119 | 11 133 | 10 935 | 3 433 | 71 247 | 1 406 | 74 |
| 5813 | DRINKING PLACES (ALCOHOLIC BEVERAGES) | 2 023 | 1 419 | 68 982 | 58 850 | 9 004 | 191 993 | 3 898 | 2 054 |
| DRUG STORES, PROPRIETARY STORES | | | | | | | | | |
| 59PT(591) | TOTAL | 619 | 599 | 110 493 | 109 933 | 15 333 | 288 392 | 4 499 | 426 |
| 591 | DRUG STORES | 592 | 578 | 108 733 | 108 277 | 15 091 | 284 047 | 4 423 | 403 |
| | PROPRIETARY STORES | 27 | 21 | 1 760 | 1 656 | 242 | 4 345 | 76 | 23 |
| OTHER RETAIL STORES | | | | | | | | | |
| 59 EX.591 | TOTAL | 2 163 | 1 519 | 174 502 | 163 480 | 21 211 | 399 803 | 5 494 | 1 805 |
| 592 | LIQUOR STORES | 319 | 251 | 48 788 | 45 784 | 2 656 | 47 309 | 806 | 249 |
| 593 | ANTIQUE STORES, SECONDHAND STORES | 259 | 155 | 9 243 | 8 363 | 1 726 | 35 851 | 491 | 221 |
| 5932 | ANTIQUE STORES | 49 | 9 | 1 091 | 679 | 203 | 3 908 | 51 | 52 |
| 5933 | SECONDHAND STORES | 210 | 146 | 8 152 | 7 684 | 1 523 | 31 943 | 440 | 169 |
| 594 | BOOK, STATIONERY STORES | 57 | 49 | 3 815 | 3 709 | 530 | 10 309 | 147 | 39 |
| 5942 | BOOK STORES | 11 | 11 | 928 | 928 | 117 | 2 144 | 35 | 6 |
| 5943 | STATIONERY STORES | 46 | 38 | 2 887 | 2 781 | 413 | 8 165 | 112 | 33 |
| 595 | SPORTING GOODS STORES, BICYCLE SHOPS | 122 | 62 | 8 163 | 6 997 | 928 | 14 441 | 192 | 108 |
| 5952 | SPORTING GOODS STORES | 99 | 53 | 7 665 | 6 709 | 901 | 13 912 | 181 | 84 |
| 5953 | BICYCLE SHOPS | 23 | 9 | 498 | 288 | 27 | 529 | 11 | 24 |
| 5962 | HAY, GRAIN, FEED STORES | 74 | 60 | 12 338 | 12 338 | 870 | 16 734 | 212 | 61 |
| 5969 | OTHER FARM SUPPLY STORES | 32 | 18 | 7 432 | 6 994 | 595 | 10 186 | 116 | 19 |
| | GARDEN SUPPLY STORES | 30 | 30 | 3 546 | 3 546 | 594 | 10 655 | 152 | 17 |
| 597 | JEWELRY STORES | 223 | 157 | 17 360 | 16 264 | 2 585 | 47 975 | 662 | 181 |
| 598 | FUEL, ICE DEALERS | 228 | 160 | 23 324 | 22 646 | 3 934 | 77 717 | 860 | 163 |
| 5982 | COAL AND WOOD DEALERS | 124 | 78 | 7 270 | (D) | (D) | (D) | (D) | (D) |
| | ICE DEALERS | 10 | 4 | 237 | (D) | (D) | (D) | (D) | (D) |
| 5983 | FUEL OIL DEALERS | 34 | 30 | 7 350 | 7 292 | 1 139 | 20 698 | 207 | 24 |
| 5984 | BOTTLED GAS DEALERS | 60 | 48 | 8 467 | 8 301 | 1 857 | 37 305 | 352 | 19 |
| 5992 | FLORISTS | 180 | 144 | 9 818 | 9 432 | 2 072 | 39 518 | 561 | 173 |
| 5993 | CIGAR STORES, STANDS | 54 | 36 | 2 280 | 2 004 | 251 | 5 292 | 96 | 42 |
| 5994 | NEWS DEALERS, NEWSSTANDS | 67 | 49 | 2 493 | 2 207 | 331 | 5 634 | 116 | 60 |
| 5996 | CAMERA, PHOTOGRAPHIC SUPPLY STORES | 36 | 36 | 5 260 | 5 260 | 639 | 11 656 | 151 | 15 |
| 5997 | GIFT, NOVELTY, SOUVENIR SHOPS | 84 | 54 | 3 137 | 2 799 | 420 | 8 366 | 175 | 90 |
| 5998 | OPTICAL GOODS STORES | 148 | 136 | 7 484 | 7 322 | 1 855 | 34 942 | 374 | 132 |
| 5999 | TYPEWRITER STORES | 16 | 6 | 627 | 473 | 52 | 1 609 | 21 | 21 |
| | LUGGAGE, LEATHER GOODS STORES | 9 | 3 | 402 | 260 | 30 | 535 | 8 | 9 |
| | HOBBY, TOY, GAME SHOPS | 61 | 31 | 2 116 | 1 694 | 222 | 4 305 | 102 | 53 |
| | RELIGIOUS GOODS STORES | 8 | 8 | 350 | 350 | 54 | 1 100 | 22 | 6 |
| | PET SHOPS | 25 | 11 | 657 | 451 | 57 | 1 080 | 19 | 23 |
| | OTHER | 131 | 63 | 5 569 | 4 587 | 810 | 14 589 | 211 | 123 |
| NONSTORE RETAILERS* | | | | | | | | | |
| 53 PART* | TOTAL | 962 | 222 | 56 103 | 47 319 | 7 004 | 139 861 | 1 839 | 904 |
| 532 | MAIL-ORDER HOUSES | 46 | 32 | 12 868 | 12 764 | 1 056 | 21 828 | 408 | 17 |
| 534 | MERCHANDISE VENDING MACHINE OPERATORS | 129 | 55 | 23 296 | 21 676 | 3 328 | 65 942 | 667 | 115 |
| 535 | DIRECT SELLING (HOUSE-TO-HOUSE) ORGANIZATIONS | 787 | 135 | 19 939 | 12 879 | 2 620 | 52 091 | 764 | 772 |

Standard Notes: — Represents zero. (D) Withheld to avoid disclosure. (NA) Not available. (X) Not applicable.
 *Nonstore retailers, part of SIC major group 53, are shown separately in this table.

TABLE 4. Standard Metropolitan Statistical Areas: 1963-Continued

| SIC code | Standard metropolitan statistical area and kind of business | Establishments | | Sales | | Payroll, entire year (\$1,000) | Payroll, workweek ended nearest Nov. 15 (dollars) | Paid employees, workweek ended nearest Nov. 15 (number) | Active proprietors of unincorporated businesses (number) |
|-------------------------|--|-------------------------------------|-----------------------|-------------------------------------|---------------------------------------|--------------------------------|---|---|--|
| | | Total (number) | With payroll (number) | Total, all establishments (\$1,000) | Establishments with payroll (\$1,000) | | | | |
| SPRINGFIELD SMSA | | Coextensive with Greene County, Mo. | | | | | | | |
| | RETAIL TRADE, TOTAL | 1 389 | 995 | 196 817 | 189 163 | 22 2DD | 432 269 | 7 445 | 1 2D9 |
| | LUMBER, BUILDING MATERIALS, HARDWARE, FARM EQUIPMENT DEALERS | | | | | | | | |
| 52 | TOTAL | 81 | 65 | 15 6D4 | 15 342 | 1 944 | 33 868 | 421 | 5D |
| 521 | LUMBER YARDS | 21 | 21 | 9 234 | 9 234 | 1 08D | 18 499 | 213 | 8 |
| | BUILDING MATERIALS DEALERS | 9 | 5 | 869 | 837 | 173 | 2 814 | 32 | 9 |
| 522 | HEATING, PLUMBING EQUIPMENT DEALERS | 5 | 3 | (D) | (D) | (D) | (D) | (D) | (D) |
| 523 | PAINT, GLASS, WALLPAPER STORES | 15 | 11 | (D) | (D) | (D) | (D) | (D) | (D) |
| 524 | ELECTRICAL SUPPLY STORES | - | - | - | - | - | - | - | - |
| 5251 | HARDWARE STORES | 14 | 1D | 1 6D3 | 1 561 | 232 | 3 723 | 63 | 9 |
| 5252 | FARM EQUIPMENT DEALERS | 17 | 15 | 2 775 | 2 723 | 288 | 5 216 | 63 | 1D |
| | GENERAL MERCHANDISE GROUP STORES* | | | | | | | | |
| 53 PART* | TOTAL | 56 | 5D | 24 D32 | 23 976 | 3 6D9 | 73 51D | 1 471 | 32 |
| 531 | DEPARTMENT STORES | 4 | 4 | 14 692 | 14 692 | 2 232 | 47 D36 | 925 | - |
| 533 | LIMITED PRICE VARIETY STORES | 23 | 19 | 3 692 | 3 65D | 673 | 12 281 | 3D4 | 1D |
| 539 | GENERAL MERCHANDISE STORES | 24 | 22 | 5 124 | 5 11D | 6D5 | 12 346 | 213 | 17 |
| | DRY GOODS STORES | 3 | 3 | (D) | (D) | (D) | (D) | (D) | (D) |
| | SEWING, NEEDLEWORK STORES | 2 | 2 | (D) | (D) | (D) | (D) | (D) | (D) |
| | FOOD STORES | | | | | | | | |
| 54 | TOTAL | 161 | 93 | 35 56D | 33 51D | 2 727 | 53 589 | 916 | 146 |
| 541 | GROCERY STORES, INCLUDING DELICATESSENS | 142 | 82 | 34 7D2 | 32 762 | 2 537 | 48 4D9 | 795 | 125 |
| 542 | MEAT MARKETS | 5 | 1 | 158 | (D) | (D) | (D) | (D) | (D) |
| | FISH (SEAFOOD) MARKETS | - | - | - | - | - | - | - | - |
| 543 | FRUIT STORES, VEGETABLE MARKETS | 4 | 2 | 78 | (D) | (D) | (D) | (D) | (D) |
| 544 | CANDY, NUT, CONFECTIONERY STORES | 2 | 2 | (D) | (D) | (D) | (D) | (D) | (D) |
| 545 | DAIRY PRODUCTS STORES | - | - | - | - | - | - | - | - |
| 546 | RETAIL BAKERIES | 6 | 4 | 175 | 163 | 49 | 962 | 2D | 6 |
| 5462 | RETAIL BAKERIES, MANUFACTURING | 6 | 4 | 175 | 163 | 49 | 962 | 2D | 6 |
| 5463 | RETAIL BAKERIES, NONMANUFACTURING | - | - | - | - | - | - | - | - |
| 549 | EGG AND POULTRY DEALERS | - | - | - | - | - | - | - | - |
| | OTHER | 2 | 2 | (D) | (D) | (D) | (D) | (D) | (D) |
| | AUTOMOTIVE DEALERS | | | | | | | | |
| 55 EX-554 | TOTAL | 12D | 78 | 43 573 | 42 539 | 3 5D3 | 64 537 | 81D | 9D |
| 551 | PASSENGER CAR DEALERS, FRANCHISED | 19 | 19 | 31 292 | 31 292 | 2 417 | 42 998 | 545 | 5 |
| | DOMESTIC CAR DEALERS | 15 | 15 | 28 11D | 28 11D | 2 114 | 38 671 | 495 | 4 |
| | IMPORTED CAR DEALERS | 4 | 4 | 3 182 | 3 182 | 3D3 | 4 327 | 5D | 1 |
| | DOMESTIC AND IMPORTED CAR DEALERS | - | - | - | - | - | - | - | - |
| 552 | PASSENGER CAR DEALERS, NONFRANCHISED | 52 | 2D | 5 436 | 4 584 | 283 | 5 7D8 | 75 | 54 |
| 553 | TIRE, BATTERY, ACCESSORY DEALERS | 28 | 22 | 3 976 | 3 898 | 545 | 1D 991 | 128 | 17 |
| | HOME AND AUTO SUPPLY STORES | 5 | 5 | (D) | (D) | (D) | (D) | (D) | (D) |
| 559 | MISCELLANEOUS AIRCRAFT, MARINE, AUTOMOTIVE DEALERS | 16 | 12 | (D) | (D) | (D) | (D) | (D) | (D) |
| | AIRCRAFT, BOAT, MOTORCYCLE DEALERS | 5 | 5 | (D) | (D) | (D) | (D) | (D) | (D) |
| | HOUSEHOLD TRAILER DEALERS | 7 | 7 | 1 447 | 1 447 | 96 | 1 72D | 19 | 6 |
| | OTHER AUTOMOTIVE DEALERS | 4 | - | 1D4 | - | - | - | - | 4 |
| | GASOLINE SERVICE STATIONS | | | | | | | | |
| 55PT(554) | TOTAL | 256 | 17D | 15 385 | 13 373 | 1 197 | 23 689 | 411 | 261 |
| | APPAREL, ACCESSORY STORES | | | | | | | | |
| 56 | TOTAL | 1DD | 9D | 11 761 | 11 663 | 1 715 | 31 D93 | 567 | 75 |
| 561,567 | MEN'S, BOYS' APPAREL STORES, CUSTOM TAILORS | 15 | 13 | 2 96D | 2 954 | 449 | 7 864 | 119 | 8 |
| 561 | MEN'S, BOYS' CLOTHING AND FURNISHINGS STORES | 13 | 13 | 2 954 | 2 954 | 449 | 7 864 | 119 | 6 |
| 567 | CUSTOM TAILORS | 2 | - | 6 | - | - | - | - | 2 |
| 562-3,568 | WOMEN'S CLOTHING, SPECIALTY STORES | 35 | 35 | 4 359 | 4 359 | 655 | 11 443 | 243 | 26 |
| 562 | WOMEN'S READY-TO-WEAR STORES | 21 | 21 | 3 657 | 3 657 | 565 | 9 82D | 2D4 | 15 |
| 563,568 | WOMEN'S ACCESSORY, SPECIALTY STORES, FURRIERS | 14 | 14 | 7D2 | 7D2 | 9D | 1 623 | 39 | 11 |
| 563 | MILLINERY STORES | 5 | 5 | 227 | 227 | 41 | 672 | 15 | - |
| | CORSET, LINGERIE STORES | 3 | 3 | (D) | (D) | (D) | (D) | (D) | (D) |
| | HAT STORES | - | - | - | - | - | - | - | - |
| | APPAREL, ACCESSORY, OTHER SPECIALTY STORES | 4 | 4 | 176 | 176 | 18 | 279 | 9 | 6 |
| 568 | FURRIERS, FUR SHOPS | 2 | 2 | (D) | (D) | (D) | (D) | (D) | (D) |
| 565 | FAMILY CLOTHING STORES | 14 | 1D | 2 161 | 2 111 | 319 | 6 259 | 111 | 13 |
| 566 | SHOE STORES | 3D | 28 | 2 054 | 2 048 | 275 | 5 162 | 85 | 22 |
| | MEN'S SHOE STORES | - | - | - | - | - | - | - | - |
| | WOMEN'S SHOE STORES | 7 | 7 | 418 | 418 | 59 | 1 149 | 19 | 3 |
| | CHILDREN'S, JUVENILES' SHOE STORES | - | - | - | - | - | - | - | - |
| | FAMILY SHOE STORES | 23 | 21 | 1 636 | 1 63D | 216 | 4 D13 | 66 | 19 |
| 564 | CHILDREN'S, INFANTS' WEAR STORES | 4 | 4 | 191 | 191 | 17 | 365 | 9 | 4 |
| 569 | MISCELLANEOUS APPAREL, ACCESSORY STORES | 2 | - | 36 | - | - | - | - | 2 |

Standard Notes: -- Represents zero. (D) Withheld to avoid disclosure. (NA) Not available. (X) Not applicable.
 *Nonstore retailers, part of SIC major group 53, are shown separately in this table.

TABLE 4. Standard Metropolitan Statistical Areas: 1963-Continued

| SIC code | Standard metropolitan statistical area and kind of business | Establishments | | Sales | | Payroll, entire year (\$1,000) | Payroll, workweek ended nearest Nov. 15 (dollars) | Paid employees, workweek ended nearest Nov. 15 (number) | Active proprietors of unincorporated businesses (number) |
|---|---|----------------|--------------|---------------------------|-----------------------------|--------------------------------|---|---|--|
| | | Total | With payroll | Total, all establishments | Establishments with payroll | | | | |
| | | (number) | (number) | (\$1,000) | (\$1,000) | | | | |
| SPRINGFIELD SMSA-Continued | | | | | | | | | |
| FURNITURE, HOME FURNISHINGS, EQUIPMENT STORES | | | | | | | | | |
| | TOTAL | 67 | 49 | 8 366 | 8 216 | 1 383 | 26 822 | 333 | 52 |
| 57 | FURNITURE, HOME FURNISHINGS STORES | 44 | 28 | 5 955 | 5 821 | 1 018 | 20 170 | 236 | 38 |
| 5712 | FURNITURE STORES | 29 | 17 | 4 299 | 4 211 | 735 | 14 450 | 167 | 19 |
| 5713 | FLOOR COVERING STORES | 5 | 5 | 1 116 | 1 116 | 210 | 4 494 | 48 | 3 |
| 5714 | DRAPERY, CURTAIN, UPHOLSTERY STORES | 4 | 2 | 151 | (D) | (D) | (D) | (D) | (D) |
| 5715 | CHINA, GLASSWARE, METALWARE STORES | 1 | 1 | (D) | (D) | (D) | (D) | (D) | (D) |
| 5719 | MISCELLANEOUS HOME FURNISHINGS STORES | 5 | 3 | (D) | (D) | (D) | (D) | (D) | (D) |
| 572 | HOUSEHOLD APPLIANCE STORES | 11 | 11 | 1 501 | 1 497 | 261 | 4 546 | 64 | 4 |
| 5732 | RADIO, TELEVISION STORES | 5 | 3 | 93 | 81 | 11 | 264 | 4 | 5 |
| 5733 | MUSIC STORES | 7 | 7 | 817 | 817 | 93 | 1 842 | 29 | 5 |
| | RECORD SHOPS | 1 | 1 | (D) | (D) | (D) | (D) | (D) | (D) |
| | MUSICAL INSTRUMENT STORES | 6 | 6 | (D) | (D) | (D) | (D) | (D) | (D) |
| EATING, DRINKING PLACES | | | | | | | | | |
| 58 | TOTAL | 247 | 205 | 11 495 | 11 019 | 2 739 | 59 970 | 1 411 | 257 |
| 5812 | EATING PLACES | 211 | 175 | 10 133 | 9 735 | 2 529 | 55 797 | 1 324 | 219 |
| | RESTAURANTS, LUNCHROOMS | 145 | 121 | 6 671 | 6 397 | 1 720 | 39 318 | 911 | 156 |
| | CAFETERIAS | 5 | 5 | 753 | 753 | 225 | 5 852 | 68 | 3 |
| | REFRESHMENT PLACES | 56 | 44 | 2 103 | 1 979 | 421 | 7 818 | 272 | 58 |
| | CATERERS | 5 | 5 | 606 | 606 | 163 | 2 809 | 73 | 2 |
| 5813 | DRINKING PLACES (ALCOHOLIC BEVERAGES) | 36 | 30 | 1 362 | 1 284 | 210 | 4 173 | 87 | 38 |
| DRUG STORES, PROPRIETARY STORES | | | | | | | | | |
| 59PT(591) | TOTAL | 40 | 34 | 13 229 | 13 125 | 1 467 | 27 534 | 466 | 23 |
| 591 | DRUG STORES | 36 | 30 | 13 082 | 12 978 | 1 455 | 27 291 | 457 | 19 |
| | PROPRIETARY STORES | 4 | 4 | 147 | 147 | 12 | 243 | 9 | 4 |
| OTHER RETAIL STORES | | | | | | | | | |
| 59 EX.591 | TOTAL | 191 | 147 | 15 538 | 14 776 | 1 626 | 32 434 | 547 | 159 |
| 592 | LIQUOR STORES | 39 | 35 | 2 763 | 2 689 | 183 | 3 414 | 75 | 25 |
| 593 | ANTIQUE STORES, SECONDHAND STORES | 29 | 21 | 958 | 846 | 123 | 2 468 | 42 | 31 |
| 5932 | ANTIQUE STORES | 5 | 1 | 75 | (D) | (D) | (D) | (D) | (D) |
| 5933 | SECONDHAND STORES | 24 | 20 | 883 | (D) | (D) | (D) | (D) | (D) |
| 594 | BOOK, STATIONERY STORES | 6 | 2 | 161 | 161 | 20 | 343 | 9 | 6 |
| 5942 | BOOK STORES | 2 | 2 | (D) | (D) | (D) | (D) | (D) | (D) |
| 5943 | STATIONERY STORES | 4 | 4 | (D) | (D) | (D) | (D) | (D) | (D) |
| 595 | SPORTING GOODS STORES, BICYCLE SHOPS | 10 | 6 | 363 | 343 | 40 | 732 | 15 | 12 |
| 5952 | SPORTING GOODS STORES | 7 | 5 | 262 | (D) | (D) | (D) | (D) | (D) |
| 5953 | BICYCLE SHOPS | 3 | 1 | 101 | (D) | (D) | (D) | (D) | (D) |
| 5962 | HAY, GRAIN, FEED STORES | 18 | 14 | 5 780 | 5 498 | 353 | 7 231 | 121 | 10 |
| 5969 | OTHER FARM SUPPLY STORES | 2 | 2 | (D) | (D) | (D) | (D) | (D) | (D) |
| | GARDEN SUPPLY STORES | 4 | 4 | 166 | 166 | 25 | 353 | 6 | 5 |
| 597 | JEWELRY STORES | 8 | 8 | 1 234 | 1 234 | 164 | 2 957 | 46 | 2 |
| 598 | FUEL, ICE DEALERS | 10 | 10 | 1 482 | 1 482 | 320 | 6 745 | 88 | 5 |
| 5982 | COAL AND WOOD DEALERS | 4 | 4 | 153 | 153 | 33 | 514 | 9 | 3 |
| | ICE DEALERS | - | - | - | - | - | - | - | - |
| 5983 | FUEL OIL DEALERS | - | - | - | - | - | - | - | - |
| 5984 | BOTTLED GAS DEALERS | 6 | 6 | 1 329 | 1 329 | 287 | 6 231 | 79 | 2 |
| 5992 | FLORISTS | 13 | 9 | 654 | 634 | 142 | 3 256 | 62 | 9 |
| 5993 | CIGAR STORES, STANDS | 3 | 1 | 33 | (D) | (D) | (D) | (D) | (D) |
| 5994 | NEWS DEALERS, NEWSSTANDS | 3 | 3 | 204 | 204 | 18 | 329 | 8 | 3 |
| 5996 | CAMERA, PHOTOGRAPHIC SUPPLY STORES | 2 | 2 | (D) | (D) | (D) | (D) | (D) | (D) |
| 5997 | GIFT, NOVELTY, SOUVENIR SHOPS | 7 | 3 | 158 | 130 | 11 | 231 | 6 | 7 |
| 5998 | OPTICAL GOODS STORES | 10 | 10 | 368 | 368 | 53 | 834 | 18 | 11 |
| 5999 | TYPEWRITER STORES | 2 | 2 | (D) | (D) | (D) | (D) | (D) | (D) |
| | LUGGAGE, LEATHER GOODS STORES | 1 | 1 | (D) | (D) | (D) | (D) | (D) | (D) |
| | Hobby, Toy, Game Shops | 5 | 1 | 79 | (D) | (D) | (D) | (D) | (D) |
| | RELIGIOUS GOODS STORES | 1 | 1 | (D) | (D) | (D) | (D) | (D) | (D) |
| | PET SHOPS | 3 | 1 | 65 | (D) | (D) | (D) | (D) | (D) |
| | OTHER | 15 | 7 | 501 | 333 | 97 | 1 924 | 25 | 15 |
| NONSTORE RETAILERS* | | | | | | | | | |
| 53 PART* | TOTAL | 70 | 14 | 2 274 | 1 624 | 290 | 5 223 | 92 | 64 |
| 532 | MAIL-ORDER HOUSES | 3 | 1 | 398 | (D) | (D) | (D) | (D) | (D) |
| 534 | MERCHANDISE VENDING MACHINE OPERATORS | 14 | 6 | 788 | (D) | (D) | (D) | (D) | (D) |
| 535 | DIRECT SELLING (HOUSE-TO-HOUSE) ORGANIZATIONS | 53 | 7 | 1 088 | 650 | 195 | 3 246 | 65 | 51 |

Standard Notes: - Represents zero. (D) Withheld to avoid disclosure. (NA) Not available. (X) Not applicable.
 *Nonstore retailers, part of SIC major group 53, are shown separately in this table.

TABLE 5. Counties With 500 Establishments or More: 1963

| SIC code | County and kind of business | Establishments | | Sales | | Payroll, entire year (\$1,000) | Payroll, workweek ended nearest Nov. 15 (dollars) | Paid employees, workweek ended nearest Nov. 15 (number) | Active proprietors of unincorporated businesses (number) |
|-----------|---|----------------|-----------------------|-------------------------------------|---------------------------------------|--------------------------------|---|---|--|
| | | Total (number) | With payroll (number) | Total, all establishments (\$1,000) | Establishments with payroll (\$1,000) | | | | |
| | <u>BUCHANAN COUNTY</u> (COEXTENSIVE WITH ST. JOSEPH SMSA, SEE TABLE 4) | | | | | | | | |
| | <u>CAPE GIRARDEAU COUNTY</u> | | | | | | | | |
| | RETAIL TRADE, TOTAL | 508 | 396 | 73 161 | 71 189 | 8 515 | 174 628 | 2 707 | 415 |
| | LUMBER, BUILDING MATERIALS, HARDWARE, FARM EQUIPMENT DEALERS | | | | | | | | |
| | TOTAL | 43 | 37 | 9 387 | 9 293 | 1 306 | 24 252 | 303 | 22 |
| 521 | LUMBER AND OTHER BUILDING MATERIALS DEALERS | 16 | 14 | 4 418 | 4 406 | 759 | 14 085 | 176 | 7 |
| 522-524 | HEATING, PLUMBING, PAINT, ELECTRICAL STORES | 7 | 5 | 748 | 714 | 104 | 2 191 | 26 | 3 |
| 5251 | HARDWARE STORES | 11 | 9 | 1 348 | 1 300 | 158 | 2 730 | 41 | 8 |
| 5252 | FARM EQUIPMENT DEALERS | 9 | 9 | 2 873 | 2 873 | 285 | 5 246 | 60 | 4 |
| | GENERAL MERCHANDISE GROUP STORES* | | | | | | | | |
| | TOTAL | 31 | 23 | 7 070 | 6 840 | 915 | 16 774 | 322 | 22 |
| 53 PART* | DEPARTMENT STORES | 2 | 2 | (0) | (D) | (D) | (D) | (D) | (D) |
| 531 | LIMITED PRICE VARIETY STORES | 6 | 6 | 1 747 | 1 747 | 268 | 5 111 | 120 | 2 |
| 533 | MISCELLANEOUS GENERAL MERCHANDISE STORES | 23 | 15 | (0) | (D) | (D) | (0) | (0) | (0) |
| 539 | | | | | | | | | |
| | FOOD STORES | | | | | | | | |
| | TOTAL | 66 | 46 | 14 092 | 13 652 | 1 062 | 20 223 | 406 | 57 |
| 54 | GROCERY STORES, INCLUDING DELICATESSENS | 58 | 38 | 13 515 | 13 075 | 990 | 19 037 | 372 | 50 |
| 541 | MEAT MARKETS, FISH (SEAFOOD) MARKETS | 1 | 1 | (0) | (D) | (D) | (D) | (D) | (D) |
| 542 | FRUIT STORES, VEGETABLE MARKETS | 1 | 1 | (0) | (D) | (D) | (D) | (D) | (D) |
| 543 | CANDY, NUT, CONFECTIONERY STORES | - | - | - | - | - | - | - | - |
| 544 | OTHER FOOD STORES | 6 | 6 | (D) | (0) | (D) | (0) | (0) | (0) |
| 545-549 | | | | | | | | | |
| | AUTOMOTIVE DEALERS | | | | | | | | |
| | TOTAL | 36 | 26 | 12 419 | 12 159 | 1 120 | 20 635 | 250 | 24 |
| 55 EX.554 | GASOLINE SERVICE STATIONS | | | | | | | | |
| | TOTAL | 59 | 55 | 4 335 | 4 283 | 425 | 9 187 | 150 | 54 |
| 55PT(554) | | | | | | | | | |
| | APPAREL, ACCESSORY STORES | | | | | | | | |
| | TOTAL | 30 | 28 | 4 240 | 4 204 | 609 | 10 253 | 198 | 19 |
| 56 | MEN'S, BOYS' APPAREL STORES, CUSTOM TAILORS | 6 | 6 | (D) | (0) | (0) | (0) | (0) | (0) |
| 561-567 | WOMEN'S CLOTHING, SPECIALTY STORES | 9 | 9 | 1 205 | 1 205 | 149 | 2 678 | 61 | 3 |
| 562-3,568 | WOMEN'S READY-TO-WEAR STORES | 5 | 5 | 692 | 692 | 78 | 1 513 | 32 | 3 |
| 562 | WOMEN'S ACCESSORY, SPECIALTY STORES, FURRIERS | 4 | 4 | 513 | 513 | 71 | 1 165 | 29 | - |
| 563-568 | FAMILY CLOTHING STORES | 6 | 4 | 1 683 | 1 647 | 288 | 4 481 | 77 | 2 |
| 565 | SHOE STORES | 7 | 7 | 766 | 766 | 123 | 2 168 | 38 | 4 |
| 566 | OTHER APPAREL, ACCESSORY STORES | 2 | 2 | (D) | (D) | (D) | (D) | (D) | (D) |
| 564-569 | | | | | | | | | |
| | FURNITURE, HOME FURNISHINGS, EQUIPMENT STORES | | | | | | | | |
| | TOTAL | 34 | 30 | 4 827 | 4 787 | 710 | 15 064 | 158 | 29 |
| 57 | FURNITURE, HOME FURNISHINGS STORES | 17 | 13 | 2 515 | 2 475 | 441 | 8 540 | 95 | 12 |
| 571 | HOUSEHOLD APPLIANCE, RADIO, TELEVISION, MUSIC STORES | 17 | 17 | 2 312 | 2 312 | 269 | 6 524 | 63 | 17 |
| 572-573 | | | | | | | | | |
| | EATING, DRINKING PLACES | | | | | | | | |
| | TOTAL | 80 | 64 | 3 292 | 3 040 | 671 | 22 150 | 403 | 82 |
| 58 | EATING PLACES | 51 | 45 | 2 595 | 2 509 | 584 | 20 264 | 358 | 50 |
| 5812 | DRINKING PLACES (ALCOHOLIC BEVERAGES) | 29 | 19 | 697 | 531 | 87 | 1 886 | 45 | 32 |
| 5813 | | | | | | | | | |
| | DRUG STORES, PROPRIETARY STORES | | | | | | | | |
| | TOTAL | 17 | 15 | 2 241 | 2 225 | 390 | 7 266 | 106 | 11 |
| 59PT(591) | DRUG STORES | 12 | 10 | 1 762 | 1 746 | 330 | 6 182 | 75 | 8 |
| 591 | PROPRIETARY STORES | 5 | 5 | 479 | 479 | 60 | 1 084 | 31 | 3 |
| | OTHER RETAIL STORES | | | | | | | | |
| | TOTAL | 83 | 65 | 7 778 | 7 406 | 733 | 13 830 | 203 | 64 |
| 59 EX.591 | LIQUOR STORES | 9 | 7 | 604 | 546 | 38 | 737 | 11 | 5 |
| 592 | ANTIQUA STORES, SECONDHAND STORES | 10 | 4 | 346 | 298 | 42 | 801 | 13 | 7 |
| 593 | BOOK, STATIONERY STORES | 4 | 4 | 447 | 447 | 99 | 2 033 | 20 | 4 |
| 594 | SPORTING GOODS STORES, BICYCLE SHOPS | 4 | 2 | (D) | (0) | (D) | (D) | (D) | (D) |
| 595 | FARM, GARDEN SUPPLY STORES, INCLUDING FEED STORES | 20 | 16 | 4 285 | 4 161 | 312 | 5 709 | 78 | 9 |
| 596 | JEWELRY STORES | 9 | 5 | 366 | 282 | 25 | 466 | 12 | 12 |
| 597 | FUEL, ICE DEALERS | 5 | 5 | 363 | 363 | 51 | 941 | 13 | 3 |
| 598 | OTHER STORES | 22 | 22 | (D) | (D) | (0) | (0) | (D) | (0) |
| 599 | | | | | | | | | |
| | NONSTORE RETAILERS* | | | | | | | | |
| 53 PART* | TOTAL | 29 | 7 | 3 480 | 3 300 | 574 | 14 994 | 208 | 31 |

Standard Notes: - Represents zero. (D) Withheld to avoid disclosure. (NA) Not available. (X) Not applicable.
*Nonstore retailers, part of SIC major group 53, are shown separately in this table.

TABLE 5. Counties With 500 Establishments or More: 1963-Continued

| SIC code | County and kind of business | Establishments | | Sales | | Payroll, entire year (\$1,000) | Payroll, workweek ended nearest Nov. 15 (dollars) | Paid employees, workweek ended nearest Nov. 15 (number) | Active proprietors of unincorporated businesses (number) |
|-------------|--|----------------|-----------------------|-------------------------------------|---------------------------------------|--------------------------------|---|---|--|
| | | Total (number) | With payroll (number) | Total, all establishments (\$1,000) | Establishments with payroll (\$1,000) | | | | |
| CLAY COUNTY | | | | | | | | | |
| | RETAIL TRADE, TOTAL | 2600 | 2494 | 2180 142 | 2177 660 | 219 992 | 2414 143 | 26 784 | 2529 |
| | LUMBER, BUILDING MATERIALS, HARDWARE, FARM EQUIPMENT DEALERS | | | | | | | | |
| S2 | TOTAL | 42 | 36 | 6 879 | 6 771 | 799 | 16 378 | 185 | 38 |
| S21 | LUMBER AND OTHER BUILDING MATERIALS DEALERS | 9 | 9 | 3 315 | 3 315 | 413 | 9 123 | 82 | 4 |
| S22-S24 | HEATING, PLUMBING, PAINT, ELECTRICAL STORES | 8 | 8 | 377 | 377 | 53 | 964 | 14 | 3 |
| S251 | HARDWARE STORES | 17 | 13 | 1 408 | 1 388 | 160 | 3 264 | 52 | 23 |
| S252 | FARM EQUIPMENT DEALERS | 8 | 6 | 1 779 | 1 691 | 173 | 3 027 | 37 | 8 |
| | GENERAL MERCHANDISE GROUP STORES* | | | | | | | | |
| S3 PART* | TOTAL | 229 | 229 | 213 759 | 213 759 | 21 830 | 238 492 | 2719 | 11 |
| S31 | DEPARTMENT STORES | 3 | 3 | (0) | (0) | (0) | (0) | (0) | (0) |
| S33 | LIMITED PRICE VARIETY STORES | 10 | 10 | 2 338 | 2 338 | 329 | 5 927 | 155 | 6 |
| S39 | MISCELLANEOUS GENERAL MERCHANDISE STORES | 16 | 16 | (0) | (0) | (0) | (0) | (0) | (0) |
| | FOOD STORES | | | | | | | | |
| S4 | TOTAL | 248 | 242 | 233 779 | 233 537 | 22 779 | 255 252 | 2690 | 29 |
| S41 | GROCERY STORES, INCLUDING DELICATESSENS | 237 | 231 | 233 388 | 233 146 | 22 698 | 253 425 | 2659 | 23 |
| S42 | MEAT MARKETS, FISH (SEAFOOD) MARKETS | 1 | 1 | (0) | (0) | (0) | (0) | (0) | (0) |
| S43 | FRUIT STORES, VEGETABLE MARKETS | - | - | - | - | - | - | - | - |
| S44 | CANDY, NUT, CONFECTIONERY STORES | 2 | 2 | (0) | (0) | (0) | (0) | (0) | (0) |
| S45-S49 | OTHER FOOD STORES | 8 | 8 | 274 | 274 | 63 | 1 326 | 22 | 4 |
| | AUTOMOTIVE DEALERS | | | | | | | | |
| SS EX, SS4 | TOTAL | 38 | 32 | 32 895 | 32 521 | 2 743 | 50 295 | 518 | 26 |
| | GASOLINE SERVICE STATIONS | | | | | | | | |
| SSPT (SS4) | TOTAL | 2103 | 283 | 210 352 | 29 716 | 2960 | 223 210 | 2322 | 112 |
| | APPAREL, ACCESSORY STORES | | | | | | | | |
| S6 | TOTAL | 246 | 244 | 25 749 | 25 747 | 2835 | 219 374 | 2371 | 33 |
| S61, S67 | MEN'S, BOYS' APPAREL STORES, CUSTOM TAILORS | 5 | 5 | (0) | (0) | (0) | (0) | (0) | (0) |
| S62-3, S68 | WOMEN'S CLOTHING, SPECIALTY STORES | 23 | 21 | 2 475 | 2 473 | 397 | 9 933 | 198 | 22 |
| S62 | WOMEN'S READY-TO-WEAR STORES | 21 | 19 | (0) | (0) | (0) | (0) | (0) | (0) |
| S63, S68 | WOMEN'S ACCESSORY, SPECIALTY STORES, FURRIERS | 2 | 2 | (0) | (0) | (0) | (0) | (0) | (0) |
| S65 | FAMILY CLOTHING STORES | 3 | 3 | 1 209 | 1 209 | 165 | 3 297 | 66 | - |
| S66 | SHOE STORES | 11 | 11 | 21 418 | 21 418 | 2203 | 24 228 | 270 | 3 |
| S64, S69 | OTHER APPAREL, ACCESSORY STORES | 4 | 4 | (0) | (0) | (0) | (0) | (0) | (0) |
| | FURNITURE, HOME FURNISHINGS, EQUIPMENT STORES | | | | | | | | |
| S7 | TOTAL | 39 | 31 | 4 345 | 4 123 | 580 | 11 553 | 120 | 33 |
| S71 | FURNITURE, HOME FURNISHINGS STORES | 16 | 12 | 1 910 | 1 798 | 259 | 5 105 | 53 | 13 |
| S72, S73 | HOUSEHOLD APPLIANCE, RADIO, TELEVISION, MUSIC STORES | 23 | 19 | 2 435 | 2 325 | 321 | 6 448 | 67 | 20 |
| | EATING, DRINKING PLACES | | | | | | | | |
| S8 | TOTAL | 116 | 104 | 8 211 | 8 127 | 2 079 | 42 622 | 949 | 121 |
| S812 | EATING PLACES | 96 | 84 | 6 854 | 6 770 | 1 840 | 37 743 | 865 | 101 |
| S813 | DRINKING PLACES (ALCOHOLIC BEVERAGES) | 20 | 20 | 1 357 | 1 357 | 239 | 4 879 | 84 | 20 |
| | DRUG STORES, PROPRIETARY STORES | | | | | | | | |
| S9PT (S91) | TOTAL | 224 | 224 | 26 348 | 26 330 | 2877 | 217 966 | 2266 | 217 |
| S91 | DRUG STORES | 224 | 224 | 26 330 | 26 330 | 2877 | 217 966 | 2266 | 217 |
| (| PROPRIETARY STORES | - | - | 18 | - | - | - | - | - |
| | OTHER RETAIL STORES | | | | | | | | |
| S9 EX, S91 | TOTAL | 285 | 259 | (0) | (0) | (0) | (0) | (0) | (0) |
| S92 | LIQUOR STORES | 15 | 13 | 1 509 | 1 437 | 64 | 1 291 | 25 | 16 |
| S93 | ANTIQUE STORES, SECONHAND STORES | 11 | 5 | 243 | 203 | 32 | 666 | 9 | 10 |
| S94 | BOOK, STATIONERY STORES | 1 | 1 | (0) | (0) | (0) | (0) | (0) | (0) |
| S95 | SPORTING GOODS STORES, BICYCLE SHOPS | 2 | 2 | (0) | (0) | (0) | (0) | (0) | (0) |
| S96 | FARM, GARDEN SUPPLY STORES, INCLUDING FEE STORES | 16 | 8 | 2 103 | 1 669 | 76 | 1 365 | 19 | 15 |
| S97 | JEWELRY STORES | 29 | 27 | 2481 | 2477 | 282 | 21 371 | 223 | 7 |
| S98 | FUEL, ICE DEALERS | 6 | 4 | 199 | 187 | 46 | 1 063 | 14 | 3 |
| S99 | OTHER STORES | 25 | 19 | 1 271 | 1 203 | 168 | 3 205 | 58 | 23 |
| | NONSTORE RETAILERS* | | | | | | | | |
| S3 PART* | TOTAL | 30 | 10 | (0) | (0) | (0) | (0) | (0) | (0) |

Standard Notes: - Represents zero. (D) Withheld to avoid disclosure. (NA) Not available. (X) Not applicable. * Revised.
 *Nonstore retailers, part of SIC major group 53, are shown separately in this table.

TABLE 5. Counties With 500 Establishments or More: 1963-Continued

| SIC code | County and kind of business | Establishments | | Sales | | Payroll, entire year (\$1,000) | Payroll, workweek ended nearest Nov. 15 (dollars) | Paid employees, workweek ended nearest Nov. 15 (number) | Active proprietors of unincorporated businesses (number) |
|-----------------------|--|----------------|-----------------------|-------------------------------------|---------------------------------------|--------------------------------|---|---|--|
| | | Total (number) | With payroll (number) | Total, all establishments (\$1,000) | Establishments with payroll (\$1,000) | | | | |
| <u>OUNKLIN COUNTY</u> | | | | | | | | | |
| | RETAIL TRADE, TOTAL | 549 | 363 | 49 031 | 45 023 | 4 033 | 78 366 | 1 481 | 563 |
| | LUMBER, BUILDING MATERIALS, HARDWARE, FARM EQUIPMENT DEALERS | | | | | | | | |
| 52 | TOTAL | 36 | 30 | 8 487 | 8 253 | 887 | 18 391 | 234 | 27 |
| 521 | LUMBER AND OTHER BUILDING MATERIALS DEALERS | 10 | 8 | 1 373 | (0) | (0) | (0) | (0) | (0) |
| 522-524 | HEATING, PLUMBING, PAINT, ELECTRICAL STORES | 5 | 3 | 205 | (0) | (0) | (0) | (0) | (0) |
| 5251 | HARDWARE STORES | 9 | 7 | 1 350 | 1 338 | 162 | 3 368 | 43 | 8 |
| 5252 | FARM EQUIPMENT DEALERS | 12 | 12 | 5 559 | 5 559 | 592 | 12 729 | 143 | 7 |
| | GENERAL MERCHANDISE GROUP STORES* | | | | | | | | |
| 53 PART* | TOTAL | 18 | 16 | 1 543 | 1 527 | 156 | 3 256 | 83 | 21 |
| 531 | DEPARTMENT STORES | - | - | - | - | - | - | - | - |
| 533 | LIMITED PRICE VARIETY STORES | 9 | 9 | 540 | 540 | 63 | 1 443 | 46 | 11 |
| 539 | MISCELLANEOUS GENERAL MERCHANDISE STORES | 9 | 7 | 1 003 | 987 | 93 | 1 813 | 37 | 10 |
| | FOOD STORES | | | | | | | | |
| 54 | TOTAL | 134 | 58 | 10 322 | 8 370 | 464 | 9 574 | 216 | 150 |
| 541 | GROCERY STORES, INCLUDING DELICATESSENS | 126 | 54 | 10 157 | 8 251 | 451 | 9 333 | 206 | 139 |
| 542 | MEAT MARKETS, FISH (SEAFOOD) MARKETS | 1 | 1 | (0) | (0) | (0) | (0) | (0) | (0) |
| 543 | FRUIT STORES, VEGETABLE MARKETS | 2 | - | 32 | - | - | - | - | 2 |
| 544 | CANDY, NUT, CONFECTIONERY STORES | 2 | - | 14 | - | - | - | - | 4 |
| 545-549 | OTHER FOOD STORES | 3 | 3 | (0) | (0) | (0) | (0) | (0) | (0) |
| | AUTOMOTIVE DEALERS | | | | | | | | |
| 55 EX.554 | TOTAL | 58 | 36 | 11 778 | 11 170 | 773 | 14 783 | 194 | 58 |
| | GASOLINE SERVICE STATIONS | | | | | | | | |
| 55PT(554) | TOTAL | 76 | 60 | 5 238 | 4 882 | 440 | 8 296 | 179 | 80 |
| | APPAREL, ACCESSORY STORES | | | | | | | | |
| 56 | TOTAL | 27 | 25 | 3 410 | 3 402 | 433 | 7 162 | 185 | 22 |
| 561,567 | MEN'S, BOYS' APPAREL STORES, CUSTOM TAILORS | 2 | 2 | (0) | (0) | (0) | (0) | (0) | (0) |
| 562-3,568 | WOMEN'S CLOTHING, SPECIALTY STORES | 7 | 7 | 1 034 | 1 034 | 137 | 2 067 | 56 | 7 |
| 562 | WOMEN'S READY-TO-WEAR STORES | 6 | 6 | (0) | (0) | (0) | (0) | (0) | (0) |
| 563,568 | WOMEN'S ACCESSORY, SPECIALTY STORES, FURRIERS | 1 | 1 | (0) | (0) | (0) | (0) | (0) | (0) |
| 565 | FAMILY CLOTHING STORES | 12 | 12 | 2 024 | 2 024 | 248 | 4 090 | 112 | 8 |
| 566 | SHOE STORES | 6 | 4 | (0) | (0) | (0) | (0) | (0) | (0) |
| 564,569 | OTHER APPAREL, ACCESSORY STORES | - | - | - | - | - | - | - | - |
| | FURNITURE, HOME FURNISHINGS, EQUIPMENT STORES | | | | | | | | |
| 57 | TOTAL | 28 | 24 | 1 825 | 1 771 | 214 | 3 894 | 66 | 31 |
| 571 | FURNITURE, HOME FURNISHINGS STORES | 16 | 14 | 1 265 | 1 255 | 132 | 2 260 | 42 | 22 |
| 572,573 | HOUSEHOLD APPLIANCE, RADIO, TELEVISION, MUSIC STORES | 12 | 10 | 560 | 516 | 82 | 1 634 | 24 | 9 |
| | EATING, DRINKING PLACES | | | | | | | | |
| 58 | TOTAL | 70 | 52 | 1 727 | 1 441 | 264 | 5 264 | 169 | 74 |
| 5812 | EATING PLACES | 56 | 40 | 1 289 | 1 023 | 207 | 4 056 | 141 | 58 |
| 5813 | DRINKING PLACES (ALCOHOLIC BEVERAGES) | 14 | 12 | 438 | 418 | 57 | 1 208 | 28 | 16 |
| | DRUG STORES, PROPRIETARY STORES | | | | | | | | |
| 59PT(591) | TOTAL | 13 | 13 | 1 107 | 1 107 | 113 | 2 154 | 51 | 19 |
| 591 | DRUG STORES | 12 | 12 | (0) | (0) | (0) | (0) | (0) | (0) |
| (| PROPRIETARY STORES | 1 | 1 | (0) | (0) | (0) | (0) | (0) | (0) |
| | OTHER RETAIL STORES | | | | | | | | |
| 59 EX.591 | TOTAL | 72 | 42 | 2 851 | 2 405 | 231 | 4 406 | 86 | 68 |
| 592 | LIQUOR STORES | 20 | 14 | 891 | 725 | 59 | 1 059 | 26 | 19 |
| 593 | ANTIQUARIAN, SECONDHAND STORES | 8 | 2 | 131 | (0) | (0) | (0) | (0) | (0) |
| 594 | BOOK, STATIONERY STORES | - | - | - | - | - | - | - | - |
| 595 | SPORTING GOODS STORES, BICYCLE SHOPS | 2 | - | 40 | - | - | - | - | 2 |
| 596 | FARM, GARDEN SUPPLY STORES, INCLUDING FEEB STORES | 6 | 6 | 606 | 606 | 42 | 761 | 14 | 6 |
| 597 | JEWELRY STORES | 8 | 4 | 271 | 149 | 7 | 138 | 4 | 8 |
| 598 | FUEL, ICE DEALERS | 7 | 5 | 568 | 528 | 64 | 1 373 | 19 | 3 |
| 599 | OTHER STORES | 21 | 11 | 344 | (0) | (0) | (0) | (0) | (0) |
| | NONSTORE RETAILERS* | | | | | | | | |
| 53 PART* | TOTAL | 17 | 7 | 743 | 695 | 58 | 1 186 | 18 | 13 |

Standard Notes: - Represents zero. (D) Withheld to avoid disclosure. (NA) Not available. (X) Not applicable.
 *Nonstore retailers, part of SIC major group 53, are shown separately in this table.

TABLE 5. Counties With 500 Establishments or More: 1963-Continued

| SIC code | County and kind of business | Establishments | | Sales | | Payroll, entire year (\$1,000) | Payroll, workweek ended nearest Nov. 15 (dollars) | Paid employees, workweek ended nearest Nov. 15 (number) | Active proprietors of unincorporated businesses (number) |
|-----------------|--|----------------|-----------------------|-------------------------------------|---------------------------------------|--------------------------------|---|---|--|
| | | Total (number) | With payroll (number) | Total, all establishments (\$1,000) | Establishments with payroll (\$1,000) | | | | |
| FRANKLIN COUNTY | | | | | | | | | |
| | RETAIL TRADE, TOTAL | 603 | 427 | 65 275 | 61 375 | 6 290 | 117 040 | 1 960 | 589 |
| | LUMBER, BUILDING MATERIALS, HARDWARE, FARM EQUIPMENT DEALERS | | | | | | | | |
| | TOTAL | 45 | 39 | 6 030 | 5 864 | 533 | 10 966 | 134 | 44 |
| 52 | LUMBER AND OTHER BUILDING MATERIALS DEALERS | 15 | 15 | 3 619 | 3 619 | 334 | 7 009 | 73 | 11 |
| 522-524 | HEATING, PLUMBING, PAINT, ELECTRICAL STORES | 6 | 6 | 259 | 259 | 32 | 587 | 10 | 8 |
| 5251 | HARDWARE STORES | 14 | 10 | 895 | 751 | 84 | 1 727 | 29 | 16 |
| 5252 | FARM EQUIPMENT DEALERS | 10 | 8 | 1 257 | 1 235 | 83 | 1 643 | 22 | 9 |
| | GENERAL MERCHANDISE GROUP STORES* | | | | | | | | |
| | TOTAL | 30 | 20 | 2 780 | 2 522 | 265 | 5 036 | 117 | 29 |
| 53 PART* | DEPARTMENT STORES | - | - | - | - | - | - | - | - |
| 531 | LIMITED PRICE VARIETY STORES | 10 | 10 | 841 | 841 | 93 | 1 801 | 50 | 11 |
| 533 | MISCELLANEOUS GENERAL MERCHANDISE STORES | 20 | 10 | 1 939 | 1 681 | 172 | 3 235 | 67 | 18 |
| 539 | | | | | | | | | |
| | FOOD STORES | | | | | | | | |
| | TOTAL | 101 | 55 | 15 213 | 13 887 | 1 111 | 20 967 | 349 | 108 |
| 54 | GROCERY STORES, INCLUDING DELICATESSENS | 79 | 41 | 14 295 | 13 083 | 989 | 18 624 | 298 | 83 |
| 541 | MEAT MARKETS, FISH (SEAFOOD) MARKETS | 2 | 2 | (0) | (0) | (0) | (0) | (0) | (0) |
| 542 | FRUIT STORES, VEGETABLE MARKETS | 2 | - | 42 | - | - | - | - | 2 |
| 543 | CANDY, NUT, CONFECTIONERY STORES | 7 | 3 | 196 | 176 | 12 | 211 | 7 | 8 |
| 544 | OTHER FOOD STORES | 11 | 9 | (0) | (0) | (0) | (0) | (0) | (0) |
| 545-549 | | | | | | | | | |
| | AUTOMOTIVE DEALERS | | | | | | | | |
| | TOTAL | 51 | 35 | 13 936 | 13 428 | 1 238 | 21 097 | 248 | 49 |
| 55 EX.554 | | | | | | | | | |
| | GASOLINE SERVICE STATIONS | | | | | | | | |
| | TOTAL | 83 | 65 | 6 994 | 6 392 | 562 | 10 135 | 164 | 83 |
| 55PT(554) | | | | | | | | | |
| | APPAREL, ACCESSORY STORES | | | | | | | | |
| | TOTAL | 33 | 29 | 2 376 | 2 354 | 216 | 4 265 | 105 | 35 |
| 56 | MEN'S, BOYS' APPAREL STORES, CUSTOM TAILORS | 1 | 1 | (0) | (0) | (0) | (0) | (0) | (0) |
| 561,567 | WOMEN'S CLOTHING, SPECIALTY STORES | 9 | 7 | 474 | 456 | 46 | 1 051 | 27 | 9 |
| 562-3,568 | WOMEN'S READY-TO-WEAR STORES | 9 | 7 | 474 | 456 | 46 | 1 051 | 27 | 9 |
| 562 | WOMEN'S ACCESSORY, SPECIALTY STORES, FURRIERS | - | - | - | - | - | - | - | - |
| 563,568 | FAMILY CLOTHING STORES | 13 | 11 | 1 286 | 1 282 | 110 | 2 044 | 48 | 14 |
| 565 | SHOE STORES | 9 | 9 | (0) | (0) | (0) | (0) | (0) | (0) |
| 566 | OTHER APPAREL, ACCESSORY STORES | 1 | 1 | (0) | (0) | (0) | (0) | (0) | (0) |
| 564,569 | | | | | | | | | |
| | FURNITURE, HOME FURNISHINGS, EQUIPMENT STORES | | | | | | | | |
| | TOTAL | 30 | 22 | 1 856 | 1 810 | 262 | 5 062 | 70 | 29 |
| 57 | FURNITURE, HOME FURNISHINGS STORES | 15 | 9 | 1 049 | 1 013 | 154 | 3 068 | 44 | 13 |
| 571 | HOUSEHOLD APPLIANCE, RADIO, TELEVISION, MUSIC STORES | 15 | 13 | 807 | 797 | 108 | 1 994 | 26 | 16 |
| 572,573 | | | | | | | | | |
| | EATING, DRINKING PLACES | | | | | | | | |
| | TOTAL | 106 | 82 | 5 832 | 5 442 | 1 069 | 19 124 | 474 | 106 |
| 58 | EATING PLACES | 67 | 61 | 4 551 | 4 525 | 953 | 16 831 | 424 | 66 |
| 5812 | DRINKING PLACES (ALCOHOLIC BEVERAGES) | 39 | 21 | 1 281 | 917 | 116 | 2 293 | 50 | 40 |
| 5813 | | | | | | | | | |
| | DRUG STORES, PROPRIETARY STORES | | | | | | | | |
| | TOTAL | 14 | 14 | 1 879 | 1 879 | 252 | 4 086 | 81 | 14 |
| 59PT(591) | DRUG STORES | 13 | 13 | (0) | (0) | (0) | (0) | (0) | (0) |
| 591 | PROPRIETARY STORES | 1 | 1 | (0) | (0) | (0) | (0) | (0) | (0) |
| | OTHER RETAIL STORES | | | | | | | | |
| | TOTAL | 83 | 61 | 8 076 | 7 642 | 766 | 15 790 | 207 | 67 |
| 59 EX.591 | LIQUOR STORES | 11 | 5 | 390 | 244 | 15 | 289 | 6 | 11 |
| 592 | ANTIQUE STORES, SECONOHANO STORES | 4 | 4 | 216 | 216 | 26 | 530 | 8 | 5 |
| 593 | BOOK, STATIONERY STORES | 1 | 1 | (0) | (0) | (0) | (0) | (0) | (0) |
| 594 | SPORTING GOODS STORES, BICYCLE SHOPS | 3 | 1 | 209 | (0) | (0) | (0) | (0) | (0) |
| 595 | FARM, GARDEN SUPPLY STORES, INCLUDING FEED STORES | 23 | 19 | 4 712 | 4 704 | 343 | 6 448 | 91 | 12 |
| 596 | JEWELRY STORES | 10 | 6 | 276 | 198 | 25 | 432 | 9 | 13 |
| 597 | FUEL, ICE DEALERS | 18 | 16 | 1 971 | 1 931 | 317 | 7 362 | 78 | 9 |
| 598 | OTHER STORES | 13 | 9 | (0) | (0) | (0) | (0) | (0) | (0) |
| 599 | | | | | | | | | |
| | NONSTORE RETAILERS* | | | | | | | | |
| | TOTAL | 27 | 5 | 303 | 155 | 16 | 512 | 11 | 25 |
| 53 PART* | | | | | | | | | |

Standard Notes: - Represents zero. (D) Withheld to avoid disclosure. (NA) Not available. (X) Not applicable.
 *Nonstore retailers, part of SIC major group 53, are shown separately in this table.

TABLE 5. Counties With 500 Establishments or More: 1963-Continued

| SIC code | County and kind of business | Establishments | | Sales | | Payroll, entire year (\$1,000) | Payroll, workweek ended nearest Nov. 15 (dollars) | Paid employees, workweek ended nearest Nov. 15 (number) | Active proprietors of unincorporated businesses (number) |
|-----------|--|-------------------|--------------------------|--|--|-----------------------------------|--|--|---|
| | | Total (number) | With payroll (number) | Total, all establishments (\$1,000) | Establishments with payroll (\$1,000) | | | | |
| | <u>GREENE COUNTY</u> (COEXTENSIVE WITH SPRINGFIELD SMSA; SEE TABLE 4) | | | | | | | | |
| | <u>JACKSON COUNTY</u> | | | | | | | | |
| | RETAIL TRADE, TOTAL | 4 920 | 3 844 | 1 085 787 | 1 063 729 | 153 989 | 2 932 112 | 44 189 | 4 124 |
| | LUMBER, BUILDING MATERIALS, HARDWARE, FARM EQUIPMENT DEALERS | | | | | | | | |
| 52 | TOTAL | 220 | 178 | 35 194 | 34 398 | 4 982 | 96 196 | 982 | 142 |
| 521 | LUMBER YARDS | 39 | 37 | 14 327 | 14 323 | 2 069 | 40 377 | 368 | 15 |
| | BUILDING MATERIALS DEALERS | 20 | 16 | 2 752 | 2 688 | 358 | 7 394 | 63 | 9 |
| 522 | HEATING, PLUMBING EQUIPMENT DEALERS | 16 | 12 | (0) | (0) | (0) | (0) | (0) | (0) |
| 523 | PAINT, GLASS, WALLPAPER STORES | 62 | 48 | 6 823 | 6 575 | 1 036 | 20 083 | 193 | 31 |
| 524 | ELECTRICAL SUPPLY STORES | 3 | 3 | (0) | (0) | (0) | (0) | (0) | (0) |
| 5251 | HARDWARE STORES | 66 | 54 | 6 102 | 5 818 | 854 | 15 180 | 225 | 62 |
| 5252 | FARM EQUIPMENT DEALERS | 14 | 8 | 3 626 | 3 504 | 394 | 7 776 | 81 | 10 |
| | GENERAL MERCHANDISE GROUP STORES* | | | | | | | | |
| 53 PART* | TOTAL | 142 | 114 | 174 633 | 174 259 | 26 872 | 477 984 | 8 495 | 69 |
| 531 | DEPARTMENT STORES | 29 | 29 | 149 895 | 149 895 | 22 794 | 404 724 | 6 914 | - |
| 533 | LIMITED PRICE VARIETY STORES | 53 | 49 | 14 105 | 14 097 | 2 563 | 46 252 | 1 096 | 25 |
| 539 | GENERAL MERCHANDISE STORES | 32 | 22 | 9 112 | 8 968 | 1 307 | 23 373 | 412 | 20 |
| | DRY GOODS STORES | 16 | 6 | 897 | 775 | 138 | 2 286 | 34 | 13 |
| | SEWING, NEEDLEWORK STORES | 12 | 8 | 624 | 524 | 70 | 1 349 | 39 | 11 |
| | FOOD STORES | | | | | | | | |
| 54 | TOTAL | 595 | 469 | 210 911 | 206 845 | 18 118 | 350 467 | 4 862 | 503 |
| 541 | GROCERY STORES, INCLUDING DELICATESSENS | 449 | 369 | 201 385 | 198 275 | 16 724 | 322 767 | 4 403 | 391 |
| 542 | MEAT MARKETS | 15 | 7 | 1 717 | 1 387 | 109 | 2 254 | 32 | 17 |
| | FISH (SEAFOOD) MARKETS | 2 | 2 | (0) | (0) | (0) | (0) | (0) | (0) |
| 543 | FRUIT STORES, VEGETABLE MARKETS | 21 | 7 | 347 | 347 | 24 | 429 | 9 | 24 |
| 544 | CANDY, NUT, CONFECTIONERY STORES | 24 | 12 | 1 723 | 1 599 | 200 | 3 103 | 73 | 17 |
| 545 | DAIRY PRODUCTS STORES | 19 | 19 | 1 111 | 1 111 | 155 | 2 974 | 63 | 2 |
| 546 | RETAIL BAKERIES | 50 | 44 | 2 785 | 2 685 | 629 | 13 472 | 219 | 42 |
| 5462 | RETAIL BAKERIES, MANUFACTURING | 35 | 31 | 1 880 | 1 850 | 467 | 10 075 | 158 | 36 |
| 5463 | RETAIL BAKERIES, NONMANUFACTURING | 15 | 13 | 905 | 835 | 162 | 3 397 | 61 | 6 |
| 549 | EGG AND POULTRY DEALERS | 5 | 1 | 60 | (0) | (0) | (0) | (0) | (0) |
| | OTHER | 10 | 8 | (0) | (0) | (0) | (0) | (0) | (0) |
| | AUTOMOTIVE DEALERS | | | | | | | | |
| 55 EX-554 | TOTAL | 342 | 240 | 194 059 | 190 131 | 18 105 | 355 235 | 3 090 | 255 |
| 551 | PASSENGER CAR DEALERS, FRANCHISEO | 75 | 75 | 159 006 | 159 006 | 14 725 | 292 427 | 2 433 | 21 |
| | DOMESTIC CAR DEALERS | 60 | 60 | 136 345 | 136 345 | 12 121 | 246 287 | 2 048 | 14 |
| | IMPORTED CAR DEALERS | 8 | 8 | (0) | (0) | (0) | (0) | (0) | (0) |
| | DOMESTIC AND IMPORTED CAR DEALERS | 7 | 7 | (0) | (0) | (0) | (0) | (0) | (0) |
| 552 | PASSENGER CAR DEALERS, NONFRANCHISEO | 131 | 61 | 16 244 | 12 678 | 936 | 16 180 | 170 | 140 |
| 553 | TIRE, BATTERY, ACCESSORY DEALERS | 84 | 60 | 8 411 | 8 121 | 1 389 | 25 696 | 258 | 68 |
| | HOME AND AUTO SUPPLY STORES | 18 | 18 | (0) | (0) | (0) | (0) | (0) | (0) |
| 559 | MISCELLANEOUS AIRCRAFT, MARINE, AUTOMOTIVE DEALERS | 34 | 26 | (0) | (0) | (0) | (0) | (0) | (0) |
| | AIRCRAFT, BOAT, MOTORCYCLE DEALERS | 17 | 15 | 2 192 | 2 160 | 207 | 3 072 | 40 | 13 |
| | HOUSEHOLD TRAILER DEALERS | 17 | 11 | 3 939 | 3 899 | 304 | 5 336 | 44 | 9 |
| | OTHER AUTOMOTIVE DEALERS | - | - | (0) | (0) | (0) | - | - | - |
| | GASOLINE SERVICE STATIONS | | | | | | | | |
| 55PT(554) | TOTAL | 657 | 577 | 65 278 | 62 914 | 6 666 | 139 506 | 2 080 | 646 |
| | APPAREL, ACCESSORY STORES | | | | | | | | |
| 56 | TOTAL | 310 | 272 | 76 557 | 75 997 | 13 812 | 255 212 | 4 499 | 172 |
| 561,567 | MEN'S, BOYS' APPAREL STORES, CUSTOM TAILORS | 53 | 47 | 10 836 | 10 718 | 2 075 | 37 085 | 535 | 35 |
| 561 | MEN'S, BOYS' CLOTHING AND FURNISHINGS STORES | 43 | 41 | 10 551 | (0) | (0) | (0) | (0) | (0) |
| 567 | CUSTOM TAILORS | 10 | 6 | 285 | (0) | (0) | (0) | (0) | (0) |
| 562-3,568 | WOMEN'S CLOTHING, SPECIALTY STORES | 113 | 99 | 31 558 | 31 364 | 5 940 | 113 151 | 2 158 | 61 |
| 562 | WOMEN'S READY-TO-WEAR STORES | 60 | 54 | 25 853 | 25 679 | 4 869 | 92 532 | 1 838 | 35 |
| 563,568 | WOMEN'S ACCESSORY, SPECIALTY STORES, FURRIERS | 53 | 45 | 5 705 | 5 685 | 1 071 | 20 619 | 320 | 26 |
| 563 | MILLINERY STORES | 18 | 14 | 797 | 787 | 131 | 2 793 | 53 | 7 |
| | CORSET, LINGERIE STORES | 3 | 3 | (0) | (0) | (0) | (0) | (0) | (0) |
| | HOSIERY STORES | 1 | 1 | (0) | (0) | (0) | (0) | (0) | (0) |
| | APPAREL, ACCESSORY, OTHER SPECIALTY STORES | 20 | 18 | 2 744 | 2 742 | 380 | 8 505 | 154 | 11 |
| 568 | FURRIERS, FUR SHOPS | 11 | 9 | 1 775 | 1 767 | 461 | 7 868 | 86 | 5 |

Standard Notes: - Represents zero. (D) Withheld to avoid disclosure. (NA) Not available. (X) Not applicable.
*Nonstore retailers, part of SIC major group 53, are shown separately in this table.

TABLE 5. Counties With 500 Establishments or More: 1963—Continued

| SIC code | County and kind of business | Establishments | | Sales | | Payroll, entire year (\$1,000) | Payroll, workweek ended nearest Nov. 15 (dollars) | Paid employees, workweek ended nearest Nov. 15 (number) | Active proprietors of unincorporated businesses (number) |
|---|---|----------------|-----------------------|-------------------------------------|---------------------------------------|--------------------------------|---|---|--|
| | | Total (number) | With payroll (number) | Total, all establishments (\$1,000) | Establishments with payroll (\$1,000) | | | | |
| JACKSON COUNTY--CONTINUED | | | | | | | | | |
| APPAREL, ACCESSORY STORES--CONTINUED | | | | | | | | | |
| 565 | FAMILY CLOTHING STORES | 40 | 30 | 21 796 | 21 662 | 3 971 | 69 718 | 1 294 | 33 |
| 566 | SHOE STORES | 85 | 83 | 11 041 | 10 975 | 1 658 | 31 978 | 464 | 29 |
| | MEN'S SHOE STORES | 12 | 12 | 920 | 920 | 129 | 2 343 | 30 | 2 |
| | WOMEN'S SHOE STORES | 20 | 20 | (0) | (0) | (0) | (0) | (0) | (0) |
| | CHILDREN'S, JUVENILE'S SHOE STORES | 2 | 2 | (0) | (0) | (0) | (0) | (0) | (0) |
| | FAMILY SHOE STORES | 51 | 49 | 5 715 | 5 649 | 783 | 15 014 | 236 | 24 |
| 564 | CHILDREN'S, INFANTS' WEAR STORES | 12 | 10 | 982 | (0) | (0) | (0) | (0) | (0) |
| 569 | MISCELLANEOUS APPAREL, ACCESSORY STORES | 7 | 3 | 344 | (0) | (0) | (0) | (0) | (0) |
| FURNITURE, HOME FURNISHINGS, EQUIPMENT STORES | | | | | | | | | |
| 57 | TOTAL | 260 | 190 | 40 667 | 39 025 | 6 546 | 131 144 | 1 289 | 192 |
| 571 | FURNITURE, HOME FURNISHINGS STORES | 161 | 107 | 21 996 | 20 862 | 3 902 | 82 090 | 774 | 125 |
| 5712 | FURNITURE STORES | 100 | 60 | 14 786 | 14 066 | 2 595 | 56 190 | 495 | 76 |
| 5713 | FLOOR COVERING STORES | 33 | 27 | 5 271 | 5 021 | 814 | 15 763 | 145 | 26 |
| 5714 | DRAPERY, CURTAIN, UPHOLSTERY STORES | 19 | 13 | 1 047 | 949 | 250 | 4 699 | 70 | 16 |
| 5715 | CHINA, GLASSWARE, METALWARE STORES | 9 | - | 56 | - | - | - | - | - |
| 5719 | MISCELLANEOUS HOME FURNISHINGS STORES | 9 | 7 | 836 | 826 | 243 | 5 438 | 64 | 7 |
| 572 | HOUSEHOLD APPLIANCE STORES | 54 | 46 | 9 409 | 9 135 | 1 221 | 22 554 | 229 | 37 |
| 5732 | RADIO, TELEVISION STORES | 20 | 20 | 4 317 | 4 317 | 637 | 11 889 | 115 | 12 |
| 5733 | MUSIC STORES | 25 | 17 | 4 945 | 4 711 | 786 | 14 611 | 171 | 18 |
| | RECORD SHOPS | 3 | 3 | 114 | 114 | 14 | 275 | 5 | 3 |
| | MUSICAL INSTRUMENT STORES | 22 | 14 | 4 831 | 4 597 | 772 | 14 336 | 166 | 15 |
| EATING, DRINKING PLACES | | | | | | | | | |
| 58 | TOTAL | 1 073 | 969 | 82 531 | 80 855 | 21 602 | 418 489 | 8 681 | 1 004 |
| 5812 | EATING PLACES | 713 | 651 | 63 585 | 62 731 | 18 305 | 352 396 | 7 431 | 636 |
| | RESTAURANTS, LUNCHROOMS | 502 | 456 | 45 437 | 44 867 | 13 417 | 258 776 | 5 300 | 477 |
| | CAFETERIAS | 41 | 41 | 7 278 | 7 274 | 2 432 | 44 161 | 923 | 12 |
| | REFRESHMENT PLACES | 146 | 138 | 8 731 | 8 561 | 1 886 | 36 838 | 965 | 128 |
| | CATERERS | 24 | 16 | 2 139 | 2 029 | 570 | 12 621 | 243 | 19 |
| 5813 | DRINKING PLACES (ALCOHOLIC BEVERAGES) | 360 | 318 | 18 946 | 18 124 | 3 297 | 66 093 | 1 250 | 368 |
| DRUG STORES, PROPRIETARY STORES | | | | | | | | | |
| 59PT(591) | TOTAL | 214 | 202 | 51 133 | 50 559 | 7 388 | 141 806 | 2 202 | 165 |
| 591 | DRUG STORES | 189 | 179 | 48 756 | 48 246 | 7 162 | 136 786 | 2 098 | 142 |
| | PROPRIETARY STORES | 25 | 23 | 2 377 | 2 313 | 226 | 5 020 | 104 | 23 |
| OTHER RETAIL STORES | | | | | | | | | |
| 59 EX.591 | TOTAL | 716 | 520 | 68 249 | 65 305 | 9 452 | 182 114 | 2 518 | 631 |
| 592 | LIQUOR STORES | 111 | 97 | 15 953 | 15 325 | 907 | 16 625 | 271 | 96 |
| 593 | ANTIQUe STORES, SECONOHAND STORES | 107 | 65 | 10 772 | 10 338 | 2 169 | 38 681 | 474 | 90 |
| 5932 | ANTIQUe STORES | 18 | 6 | 500 | (0) | (0) | (0) | (0) | (0) |
| 5933 | SECONOHAND STORES | 89 | 59 | 10 272 | (0) | (0) | (0) | (0) | (0) |
| 594 | BOOK, STATIONERY STORES | 31 | 31 | 2 883 | 2 883 | 412 | 7 592 | 122 | 34 |
| 5942 | BOOK STORES | 13 | 13 | 1 043 | 1 043 | 100 | 1 892 | 36 | 16 |
| 5943 | STATIONERY STORES | 18 | 18 | 1 840 | 1 840 | 312 | 5 700 | 86 | 18 |
| 595 | SPORTING GOODS STORES, BICYCLE SHOPS | 29 | 17 | 2 422 | 2 332 | 319 | 5 639 | 65 | 24 |
| 5952 | SPORTING GOODS STORES | 25 | 17 | 2 344 | 2 300 | 315 | 5 504 | 63 | 20 |
| 5953 | BICYCLE SHOPS | 4 | - | 78 | 32 | 4 | 135 | 2 | 4 |
| 5962 | HAY, GRAIN, FEED STORES | 16 | 12 | 2 902 | 2 842 | 201 | 3 743 | 50 | 15 |
| 5969 | OTHER FARM SUPPLY STORES | 8 | 6 | 1 797 | 1 795 | 202 | 3 569 | 134 | 5 |
| | GARDEN SUPPLY STORES | 10 | 10 | 992 | 992 | 120 | 1 871 | 25 | 10 |
| 597 | JEWELRY STORES | 84 | 54 | 9 525 | 9 123 | 1 433 | 28 698 | 355 | 69 |
| 598 | FUEL, ICE DEALERS | 22 | 14 | 2 755 | 2 577 | 473 | 9 493 | 82 | 15 |
| 5982 | COAL AND WOOD DEALERS | 4 | 2 | (0) | (0) | (0) | (0) | (0) | (0) |
| | ICE DEALERS | 2 | - | 22 | - | - | - | - | 2 |
| 5983 | FUEL OIL DEALERS | 8 | 4 | (0) | (0) | (0) | (0) | (0) | (0) |
| 5984 | BOTTLE GAS DEALERS | 8 | 8 | 1 462 | 1 462 | 328 | 7 264 | 58 | 2 |
| 5992 | FLORISTS | 49 | 45 | 3 399 | 3 363 | 769 | 14 676 | 235 | 54 |
| 5993 | CIGAR STORES, STANOS | 21 | 13 | 773 | 683 | 84 | 1 566 | 30 | 24 |
| 5994 | NEWS DEALERS, NEWSSTANOS | 13 | 11 | 1 236 | 1 232 | 186 | 4 933 | 89 | 12 |
| 5996 | CAMERA, PHOTOGRAPHIC SUPPLY STORES | 12 | 10 | 1 510 | 1 462 | 223 | 4 198 | 58 | 8 |
| 5997 | GIFT, NOVELTY, SOUVENIR SHOPS | 45 | 31 | 3 742 | 3 602 | 626 | 13 444 | 192 | 46 |
| 5998 | OPTICAL GOODS STORES | 46 | 44 | 2 181 | 2 133 | 484 | 8 726 | 88 | 35 |
| 5999 | TYPEWRITER STORES | 5 | 5 | (0) | (0) | (0) | (0) | (0) | (0) |
| | LUGGAGE, LEATHER GOODS STORES | 8 | 6 | (0) | (0) | (0) | (0) | (0) | (0) |
| | HOBBY, TOY, GAME SHOPS | 19 | 15 | 1 266 | 1 250 | 217 | 4 513 | 91 | 11 |
| | RELIGIOUS GOODS STORES | 4 | 4 | (0) | (0) | (0) | (0) | (0) | (0) |
| | PET SHOPS | 7 | 3 | 130 | 74 | 8 | 195 | 3 | 9 |
| | OTHER | 69 | 27 | 2 218 | 1 788 | 308 | 7 910 | 80 | 64 |
| NONSTORE RETAILERS* | | | | | | | | | |
| 53 PART* | TOTAL | 391 | 113 | 86 575 | 83 441 | 20 446 | 383 959 | 5 491 | 345 |
| 532 | MAIL-ORDER HOUSES | 20 | 18 | 58 768 | (0) | (0) | (0) | (0) | (0) |
| 534 | MERCHANDISE VENDING MACHINE OPERATORS | 53 | 31 | 14 595 | 13 825 | 1 818 | 34 777 | 321 | 49 |
| 535 | DIRECT SELLING (HOUSE-TO-HOUSE) ORGANIZATIONS | 318 | 64 | 13 212 | (0) | (0) | (0) | (0) | (0) |

Standard Notes: - Represents zero. (D) Withheld to avoid disclosure. (NA) Not available. (X) Not applicable.
 *Nonstore retailers, part of SIC major group 53, are shown separately in this table.

TABLE 5. Counties With 500 Establishments or More: 1963-Continued

| SIC code | County and kind of business | Establishments | | Sales | | Payroll, entire year (\$1,000) | Payroll, workweek ended nearest Nov. 15 (dollars) | Paid employees, workweek ended nearest Nov. 15 (number) | Active proprietors of unincorporated businesses (number) |
|-----------|--|----------------|--------------|---------------------------|-----------------------------|--------------------------------|---|---|--|
| | | Total | With payroll | Total, all establishments | Establishments with payroll | | | | |
| | | (number) | (number) | (\$1,000) | (\$1,000) | | | | |
| | <u>JASPER COUNTY</u> | | | | | | | | |
| | RETAIL TRADE, TOTAL | 931 | 683 | 113 223 | 108 247 | 11 863 | 236 484 | 4 077 | 867 |
| | LUMBER, BUILDING MATERIALS, HARDWARE, FARM EQUIPMENT DEALERS | | | | | | | | |
| | TOTAL | 45 | 37 | 8 339 | 8 275 | 793 | 16 092 | 221 | 42 |
| 52 | LUMBER AND OTHER BUILDING MATERIALS DEALERS | 22 | 20 | 4 499 | 4 487 | 419 | 8 037 | 110 | 20 |
| 522-524 | HEATING, PLUMBING, PAINT, ELECTRICAL STORES | 10 | 6 | 1 175 | 1 129 | 162 | 3 651 | 41 | 8 |
| 5251 | HARDWARE STORES | 7 | 5 | 1 049 | 1 043 | 107 | 2 326 | 36 | 7 |
| 5252 | FARM EQUIPMENT DEALERS | 6 | 6 | 1 616 | 1 616 | 105 | 2 078 | 34 | 7 |
| | GENERAL MERCHANDISE GROUP STORES* | | | | | | | | |
| | TOTAL | 26 | 24 | 16 195 | 16 187 | 2 214 | 45 222 | 829 | 11 |
| 53 PART* | DEPARTMENT STORES | 7 | 7 | 12 086 | 12 086 | 1 787 | 36 087 | 616 | - |
| 531 | LIMITED PRICE VARIETY STORES | 7 | 7 | 2 146 | 2 146 | 288 | 5 508 | 136 | 1 |
| 539 | MISCELLANEOUS GENERAL MERCHANDISE STORES | 12 | 10 | 1 963 | 1 955 | 139 | 3 627 | 77 | 10 |
| | FOOD STORES | | | | | | | | |
| | TOTAL | 126 | 72 | 21 439 | 20 211 | 1 490 | 26 279 | 440 | 128 |
| 541 | GROCERY STORES, INCLUDING DELICATESSENS | 113 | 63 | 20 957 | 19 785 | 1 410 | 24 651 | 408 | 115 |
| 542 | MEAT MARKETS, FISH (SEAFOOD) MARKETS | 1 | 1 | (0) | (0) | (0) | (0) | (0) | (0) |
| 543 | FRUIT STORES, VEGETABLE MARKETS | 2 | - | 50 | - | - | - | - | 2 |
| 544 | CANDY, NUT, CONFECTIONERY STORES | 2 | 2 | (0) | (0) | (0) | (0) | (0) | (0) |
| 545-549 | OTHER FOOD STORES | 8 | 6 | 289 | 285 | 66 | 1 274 | 24 | 8 |
| | AUTOMOTIVE DEALERS | | | | | | | | |
| | TOTAL | 67 | 57 | 24 025 | 23 597 | 2 178 | 50 514 | 602 | 41 |
| | GASOLINE SERVICE STATIONS | | | | | | | | |
| | TOTAL | 188 | 126 | 11 075 | 9 533 | 872 | 16 540 | 305 | 190 |
| | APPAREL, ACCESSORY STORES | | | | | | | | |
| | TOTAL | 54 | 52 | 4 541 | 4 511 | 643 | 12 106 | 222 | 38 |
| 56 | MEN'S, BOYS' APPAREL STORES, CUSTOM TAILORS | 8 | 8 | 932 | 932 | 124 | 2 320 | 42 | 7 |
| 561-567 | WOMEN'S CLOTHING, SPECIALTY STORES | 16 | 16 | (0) | (0) | (0) | (0) | (0) | (0) |
| 562-3,568 | WOMEN'S READY-TO-WEAR STORES | 15 | 15 | 1 361 | 1 361 | 202 | 3 953 | 73 | 10 |
| 563-568 | WOMEN'S ACCESSORY, SPECIALTY STORES, FURRIERS | 1 | 1 | (0) | (0) | (0) | (0) | (0) | (0) |
| 565 | FAMILY CLOTHING STORES | 9 | 7 | 734 | 704 | 85 | 1 768 | 38 | 6 |
| 566 | SHOE STORES | 19 | 19 | 1 394 | 1 394 | 206 | 3 673 | 61 | 12 |
| 564-569 | OTHER APPAREL, ACCESSORY STORES | 2 | 2 | (0) | (0) | (0) | (0) | (0) | (0) |
| | FURNITURE, HOME FURNISHINGS, EQUIPMENT STORES | | | | | | | | |
| | TOTAL | 50 | 40 | 4 352 | 4 192 | 636 | 12 145 | 158 | 40 |
| 57 | FURNITURE, HOME FURNISHINGS STORES | 24 | 20 | 2 241 | 2 119 | 362 | 6 236 | 80 | 20 |
| 571 | HOUSEHOLD APPLIANCE, RADIO, TELEVISION, MUSIC STORES | 26 | 20 | 2 111 | 2 073 | 274 | 5 909 | 78 | 20 |
| 572-573 | | | | | | | | | |
| | EATING, DRINKING PLACES | | | | | | | | |
| | TOTAL | 173 | 147 | 6 214 | 5 890 | 1 242 | 24 158 | 725 | 191 |
| 5812 | EATING PLACES | 129 | 113 | 5 001 | 4 843 | 1 094 | 21 353 | 648 | 144 |
| 5813 | DRINKING PLACES (ALCOHOLIC BEVERAGES) | 44 | 34 | 1 213 | 1 047 | 148 | 2 805 | 77 | 47 |
| | DRUG STORES, PROPRIETARY STORES | | | | | | | | |
| | TOTAL | 32 | 24 | 4 571 | 4 457 | 603 | 11 599 | 204 | 27 |
| 59PT(591) | DRUG STORES | 31 | 23 | (0) | (0) | (0) | (0) | (0) | (0) |
| 591 | PROPRIETARY STORES | 1 | 1 | (0) | (0) | (0) | (0) | (0) | (0) |
| | OTHER RETAIL STORES | | | | | | | | |
| | TOTAL | 134 | 92 | 10 965 | 10 131 | 1 054 | 18 474 | 322 | 125 |
| 592 | LIQUOR STORES | 24 | 14 | 2 765 | 2 411 | 127 | 2 225 | 41 | 19 |
| 593 | ANTIQUARIAN, SECONDHAND STORES | 13 | 9 | 379 | 357 | 56 | 1 013 | 20 | 13 |
| 594 | BOOK, STATIONERY STORES | 2 | 2 | (0) | (0) | (0) | (0) | (0) | (0) |
| 595 | SPORTING GOODS STORES, BICYCLE SHOPS | 5 | 3 | (0) | (0) | (0) | (0) | (0) | (0) |
| 596 | FARM, GARDEN SUPPLY STORES, INCLUDING FEED STORES | 20 | 16 | 3 213 | 3 047 | 151 | 2 640 | 46 | 19 |
| 597 | JEWELRY STORES | 14 | 10 | 1 162 | 1 092 | 167 | 2 846 | 47 | 14 |
| 598 | FUEL, ICE DEALERS | 5 | 5 | 845 | 845 | 214 | 3 652 | 45 | 1 |
| 599 | OTHER STORES | 51 | 33 | 1 928 | 1 734 | 275 | 4 830 | 89 | 53 |
| | NONSTORE RETAILERS* | | | | | | | | |
| 53 PART* | TOTAL | 36 | 12 | 1 507 | 1 263 | 138 | 3 355 | 49 | 34 |

Standard Notes: - Represents zero. (D) Withheld to avoid disclosure. (NA) Not available. (X) Not applicable.
 *Nonstore retailers, part of SIC major group 53, are shown separately in this table.

TABLE 5. Counties With 500 Establishments or More: 1963-Continued

| SIC code | County and kind of business | Establishments | | Sales | | Payroll, entire year (\$1,000) | Payroll, workweek ended nearest Nov. 15 (dollars) | Paid employees, workweek ended nearest Nov. 15 (number) | Active proprietors of unincorporated businesses (number) |
|-------------------------|--|----------------|-----------------------|-------------------------------------|---------------------------------------|--------------------------------|---|---|--|
| | | Total (number) | With payroll (number) | Total, all establishments (\$1,000) | Establishments with payroll (\$1,000) | | | | |
| <u>JEFFERSON COUNTY</u> | | | | | | | | | |
| | RETAIL TRADE, TOTAL | 586 | 382 | 60 987 | 57 685 | 5 828 | 113 249 | 1 747 | 547 |
| | LUMBER, BUILDING MATERIALS, HARDWARE, FARM EQUIPMENT DEALERS | | | | | | | | |
| | TOTAL | 36 | 32 | 5 109 | 4 993 | 639 | 11 565 | 128 | 20 |
| S2 | LUMBER AND OTHER BUILDING MATERIALS DEALERS | 19 | 17 | 3 853 | 3 805 | 507 | 8 967 | 94 | 5 |
| S21 | HEATING, PLUMBING, PAINT, ELECTRICAL STORES | 3 | 3 | 177 | 177 | 24 | 514 | 5 | 3 |
| S22-524 | HARDWARE STORES | 11 | 9 | 807 | 739 | 80 | 1 571 | 23 | 11 |
| S251 | FARM EQUIPMENT DEALERS | 3 | 3 | 272 | 272 | 28 | 513 | 6 | 1 |
| S252 | | | | | | | | | |
| | GENERAL MERCHANDISE GROUP STORES* | | | | | | | | |
| | TOTAL | 17 | 15 | 2 878 | 2 870 | 317 | 6 569 | 111 | 12 |
| S3 PART* | DEPARTMENT STORES | - | - | - | - | - | - | - | - |
| S31 | LIMITED PRICE VARIETY STORES | 6 | 6 | 778 | 778 | 112 | 1 878 | 46 | 6 |
| S33 | MISCELLANEOUS GENERAL MERCHANDISE STORES | 11 | 9 | 2 100 | 2 092 | 205 | 4 691 | 65 | 6 |
| S39 | | | | | | | | | |
| | FOOD STORES | | | | | | | | |
| | TOTAL | 101 | 53 | 18 128 | 16 794 | 1 188 | 22 673 | 350 | 99 |
| S4 | GROCERY STORES, INCLUDING DELICATESSENS | 89 | 47 | 17 671 | 16 521 | 1 153 | 21 966 | 327 | 86 |
| S41 | MEAT MARKETS, FISH (SEAFOOD) MARKETS | 1 | 1 | (0) | (0) | (0) | (0) | (0) | (0) |
| S42 | FRUIT STORES, VEGETABLE MARKETS | 3 | 1 | (0) | (0) | (0) | (0) | (0) | (0) |
| S43 | CANDY, NUT, CONFECTIONERY STORES | 5 | 1 | (0) | (0) | (0) | (0) | (0) | (0) |
| S44 | OTHER FOOD STORES | 3 | 3 | 95 | 95 | 21 | 486 | 16 | 3 |
| S4S-S49 | | | | | | | | | |
| | AUTOMOTIVE DEALERS | | | | | | | | |
| | TOTAL | 41 | 27 | 11 602 | 11 426 | 989 | 19 601 | 210 | 33 |
| 55 EX-S54 | | | | | | | | | |
| | GASOLINE SERVICE STATIONS | | | | | | | | |
| | TOTAL | 88 | 74 | 7 098 | 6 916 | 679 | 13 010 | 210 | 85 |
| SSPT(S54) | | | | | | | | | |
| | APPAREL, ACCESSORY STORES | | | | | | | | |
| | TOTAL | 22 | 18 | 3 444 | 3 396 | 469 | 7 039 | 147 | 13 |
| S6 | MEN'S, BOYS' APPAREL STORES, CUSTOM TAILORS | 3 | 3 | 305 | 305 | 46 | 784 | 9 | - |
| S61-S67 | WOMEN'S CLOTHING, SPECIALTY STORES | 2 | 2 | (0) | (0) | (0) | (0) | (0) | (0) |
| S62-3,S68 | WOMEN'S READY-TO-WEAR STORES | 2 | 2 | (0) | (0) | (0) | (0) | (0) | (0) |
| S62 | WOMEN'S ACCESSORY, SPECIALTY STORES, FURRIERS | 8 | 8 | 2 584 | 2 584 | 367 | 5 133 | 109 | 2 |
| S63-S68 | FAMILY CLOTHING STORES | 5 | 3 | 196 | 158 | 11 | 209 | 7 | 5 |
| S65 | SHOE STORES | 4 | 2 | (0) | (0) | (0) | (0) | (0) | (0) |
| S66 | OTHER APPAREL, ACCESSORY STORES | | | | | | | | |
| S64-S69 | | | | | | | | | |
| | FURNITURE, HOME FURNISHINGS, EQUIPMENT STORES | | | | | | | | |
| | TOTAL | 29 | 19 | 1 565 | 1 459 | 210 | 3 678 | 45 | 27 |
| S7 | FURNITURE, HOME FURNISHINGS STORES | 20 | 12 | 1 013 | 913 | 154 | 2 660 | 32 | 17 |
| S71 | HOUSEHOLD APPLIANCE, RADIO, TELEVISION, MUSIC STORES | 9 | 7 | 552 | 546 | 56 | 1 018 | 13 | 10 |
| S72-S73 | | | | | | | | | |
| | EATING, DRINKING PLACES | | | | | | | | |
| | TOTAL | 132 | 84 | 3 737 | 3 109 | 559 | 11 636 | 291 | 150 |
| S8 | EATING PLACES | 86 | 62 | 2 647 | 2 321 | 449 | 8 935 | 244 | 102 |
| S812 | DRINKING PLACES (ALCOHOLIC BEVERAGES) | 46 | 22 | 1 090 | 788 | 110 | 2 701 | 47 | 48 |
| S813 | | | | | | | | | |
| | DRUG STORES, PROPRIETARY STORES | | | | | | | | |
| | TOTAL | 13 | 13 | 2 063 | 2 063 | 243 | 5 853 | 97 | 9 |
| S9PT(S91) | DRUG STORES | 13 | 13 | 2 063 | 2 063 | 243 | 5 853 | 97 | 9 |
| S91 | PROPRIETARY STORES | - | - | - | - | - | - | - | - |
| | OTHER RETAIL STORES | | | | | | | | |
| | TOTAL | 73 | 41 | 3 718 | (0) | (0) | (0) | (0) | (0) |
| S9 EX-S91 | LIQUOR STORES | 3 | 3 | 275 | 275 | 12 | 198 | 5 | 4 |
| S92 | ANTIQUARIAN STORES, SEASONAL STORES | 8 | 4 | 135 | 113 | 40 | 763 | 9 | 7 |
| S93 | BOOK, STATIONERY STORES | 1 | 1 | (0) | (0) | (0) | (0) | (0) | (0) |
| S94 | SPORTING GOODS STORES, BICYCLE SHOPS | 11 | 3 | 295 | 173 | 24 | 370 | 6 | 10 |
| S95 | FARM, GARDEN SUPPLY STORES, INCLUDING FEE STORES | 12 | 10 | 1 469 | 1 415 | 119 | 2 133 | 29 | 13 |
| S96 | JEWELRY STORES | 10 | 4 | 259 | 159 | 16 | 239 | 6 | 10 |
| S97 | FUEL, ICE DEALERS | 16 | 10 | 1 077 | 1 029 | 189 | 5 097 | 58 | 11 |
| S98 | OTHER STORES | 12 | 6 | (0) | 179 | 37 | 562 | 11 | 12 |
| S99 | | | | | | | | | |
| | NONSTORE RETAILERS* | | | | | | | | |
| S3 PART* | TOTAL | 34 | 6 | 1 645 | (0) | (0) | (0) | (0) | (0) |

Standard Notes: - Represents zero. (D) Withheld to avoid disclosure. (NA) Not available. (X) Not applicable.
 *Nonstore retailers, part of SIC major group 53, are shown separately in this table.

TABLE 5. Counties With 500 Establishments or More: 1963-Continued

| SIC code | County and kind of business | Establishments | | Sales | | Payroll, entire year (\$1,000) | Payroll, workweek ended nearest Nov. 15 (dollars) | Paid employees, workweek ended nearest Nov. 15 (number) | Active proprietors of unincorporated businesses (number) |
|--|---|----------------|-----------------------|--------------------------------------|---------------------------------------|--------------------------------|---|---|--|
| | | Total (number) | With payroll (number) | Total, all establishments* (\$1,000) | Establishments with payroll (\$1,000) | | | | |
| ST LOUIS COUNTY | | | | | | | | | |
| | RETAIL TRADE, TOTAL | 4 356 | 3 394 | 997 258 | 976 606 | 114 900 | 2 251 255 | 34 085 | 3 399 |
| | LUMBER, BUILDING MATERIALS, HARWARE, FARM EQUIPMENT DEALERS | | | | | | | | |
| 52 | TOTAL | 202 | 184 | 39 500 | 39 088 | 5 822 | 113 284 | 1 086 | 100 |
| 521 | LUMBER YARDS | 33 | 33 | 16 056 | 16 056 | 2 592 | 49 254 | 383 | 1 |
| | BUILDING MATERIALS DEALERS | 30 | 26 | 4 641 | 4 525 | 630 | 11 832 | 128 | 20 |
| 522 | HEATING, PLUMBING EQUIPMENT DEALERS | 12 | 8 | 1 207 | (D) | (D) | (D) | (D) | (D) |
| 523 | PAINT, GLASS, WALLPAPER STORES | 32 | 30 | 3 299 | 3 229 | 549 | 10 745 | 125 | 8 |
| 524 | ELECTRICAL SUPPLY STORES | 4 | 2 | 373 | (D) | (D) | (D) | (D) | (D) |
| 5251 | HARWARE STORES | 77 | 71 | 8 859 | 8 761 | 1 209 | 27 473 | 317 | 56 |
| 5252 | FARM EQUIPMENT DEALERS | 14 | 14 | 5 065 | 5 065 | 606 | 9 333 | 91 | 5 |
| GENERAL MERCHANDISE GROUP STORES* | | | | | | | | | |
| 53 PART* | TOTAL | 151 | 131 | 176 761 | 176 195 | 20 907 | 440 012 | 9 354 | 71 |
| 531 | DEPARTMENT STORES | 20 | 20 | 146 084 | 146 084 | 16 314 | 347 753 | 7 565 | - |
| 533 | LIMITED PRICE VARIETY STORES | 62 | 54 | 14 928 | 14 782 | 2 623 | 50 268 | 1 171 | 34 |
| 539 | GENERAL MERCHANDISE STORES | 56 | 46 | 14 283 | 13 877 | 1 777 | 38 304 | 552 | 30 |
| | DRY GOODS STORES | 7 | 7 | (D) | (D) | (D) | (D) | (D) | (D) |
| | SEWING, NEEDLEWORK STORES | 6 | 4 | (D) | (D) | (D) | (D) | (D) | (D) |
| FOOD STORES | | | | | | | | | |
| 54 | TOTAL | 686 | 508 | 264 281 | 259 639 | 24 561 | 461 060 | 6 161 | 533 |
| 541 | GROCERY STORES, INCLUDING DELICATESSENS | 446 | 346 | 249 311 | 246 089 | 22 050 | 411 971 | 5 317 | 335 |
| 542 | MEAT MARKETS | 31 | 27 | 3 255 | 3 207 | 297 | 5 429 | 74 | 31 |
| | FISH (SEAFOOD) MARKETS | 4 | 2 | 161 | (D) | (D) | (D) | (D) | (D) |
| 543 | FRUIT STORES, VEGETABLE MARKETS | 14 | 8 | 1 121 | 1 023 | 103 | 2 337 | 38 | 18 |
| 544 | CANDY, NUT, CONFECTIONERY STORES | 59 | 15 | 1 840 | 896 | 110 | 2 151 | 44 | 51 |
| 545 | DAIRY PRODUCTS STORES | 38 | 30 | 3 120 | 2 988 | 387 | 7 915 | 166 | 23 |
| 546 | RETAIL BAKERIES | 83 | 79 | 5 288 | 5 274 | 1 598 | 30 947 | 517 | 61 |
| 5462 | RETAIL BAKERIES, MANUFACTURING | 62 | 58 | 4 271 | 4 257 | 1 392 | 26 607 | 433 | 59 |
| 5463 | RETAIL BAKERIES, NONMANUFACTURING | 21 | 21 | 1 017 | 1 017 | 206 | 4 340 | 84 | 2 |
| 549 | EGG AND POULTRY DEALERS | 8 | - | 118 | - | - | - | - | 8 |
| | OTHER | 3 | 1 | 67 | (D) | (D) | (D) | (D) | (D) |
| AUTOMOTIVE DEALERS | | | | | | | | | |
| 55 EX-554 | TOTAL | 238 | 180 | 189 648 | 187 804 | 16 748 | 317 968 | 2 659 | 128 |
| 551 | PASSENGER CAR DEALERS, FRANCHISED | 67 | 67 | 160 354 | 160 354 | 13 811 | 260 229 | 2 039 | 8 |
| | DOMESTIC CAR DEALERS | 57 | 57 | 144 164 | 144 164 | 12 294 | 229 118 | 1 810 | 7 |
| | IMPORTED CAR DEALERS | 6 | 6 | 6 848 | 6 848 | 738 | 14 157 | 119 | 1 |
| | DOMESTIC AND IMPORTED CAR DEALERS | 4 | 4 | 9 342 | 9 342 | 779 | 16 954 | 110 | - |
| 552 | PASSENGER CAR DEALERS, NONFRANCHISED | 53 | 29 | 12 717 | 11 845 | 881 | 15 964 | 168 | 49 |
| 553 | TIRE, BATTERY, ACCESSORY DEALERS | 67 | 49 | 7 475 | 6 949 | 1 130 | 24 157 | 250 | 41 |
| | HOME AND AUTO SUPPLY STORES | 18 | 16 | 3 614 | 3 608 | 511 | 10 074 | 129 | 8 |
| 559 | MISCELLANEOUS AIRCRAFT, MARINE, AUTOMOTIVE DEALERS | 33 | 19 | 5 488 | 5 048 | 415 | 7 544 | 73 | 22 |
| | AIRCRAFT, BOAT, MOTORCYCLE DEALERS | 18 | 8 | 1 944 | 1 824 | 164 | 2 877 | 29 | 13 |
| | HOUSEHOLD TRAILER DEALERS | 15 | 11 | 3 544 | 3 224 | 251 | 4 667 | 44 | 9 |
| | OTHER AUTOMOTIVE DEALERS | - | - | - | - | - | - | - | - |
| GASOLINE SERVICE STATIONS | | | | | | | | | |
| 55PT(554) | TOTAL | 732 | 650 | 85 131 | 82 087 | 8 377 | 172 365 | 2 388 | 742 |
| APPAREL, ACCESSORY STORES | | | | | | | | | |
| 56 | TOTAL | 303 | 271 | 38 409 | 37 809 | 5 316 | 104 295 | 1 810 | 154 |
| 561,567 | MEN'S, BOYS' APPAREL STORES, CUSTOM TAILORS | 56 | 54 | 8 606 | 8 546 | 1 196 | 23 262 | 340 | 17 |
| 561 | MEN'S, BOYS' CLOTHING AND FURNISHINGS STORES | 50 | 48 | (D) | (D) | (D) | (D) | (D) | (D) |
| 567 | CUSTOM TAILORS | 6 | 6 | (D) | (D) | (D) | (D) | (D) | (D) |
| 562-3,568 | WOMEN'S CLOTHING, SPECIALTY STORES | 103 | 93 | 12 004 | 11 912 | 1 755 | 34 448 | 606 | 56 |
| 562 | WOMEN'S READY-TO-WEAR STORES | 67 | 63 | 8 817 | 8 771 | 1 211 | 25 684 | 445 | 41 |
| 563,568 | WOMEN'S ACCESSORY, SPECIALTY STORES, FURRIERS | 36 | 30 | 3 187 | 3 141 | 544 | 8 764 | 161 | 15 |
| 563 | MILLINERY STORES | 12 | 8 | (D) | (D) | (D) | (D) | (D) | (D) |
| | CORSET, LINGERIE STORES | 2 | 2 | (D) | (D) | (D) | (D) | (D) | (D) |
| | HOSIERY STORES | - | - | - | - | - | - | - | - |
| | APPAREL, ACCESSORY, OTHER SPECIALTY STORES | 17 | 15 | 1 355 | 1 337 | 182 | 3 213 | 81 | 8 |
| 568 | FURRIERS, FUR SHOPS | 5 | 5 | 1 314 | 1 314 | 282 | 3 677 | 49 | 1 |
| 565 | FAMILY CLOTHING STORES | 34 | 20 | 7 412 | 7 068 | 890 | 17 048 | 338 | 26 |
| 566 | SHOE STORES | 87 | 83 | 8 374 | 8 276 | 1 229 | 24 436 | 407 | 41 |
| | MEN'S SHOE STORES | 4 | 4 | 116 | 116 | 15 | 245 | 5 | 2 |
| | WOMEN'S SHOE STORES | 17 | 17 | 3 215 | 3 215 | 467 | 9 290 | 165 | 1 |
| | CHILDREN'S, JUVENILES' SHOE STORES | 11 | 11 | 760 | 760 | 141 | 2 867 | 30 | 8 |
| | FAMILY SHOE STORES | 55 | 51 | 4 283 | 4 185 | 606 | 12 034 | 207 | 30 |
| 564 | CHILDREN'S, INFANTS' WEAR STORES | 21 | 19 | (D) | (D) | (D) | (D) | (D) | (D) |
| 569 | MISCELLANEOUS APPAREL, ACCESSORY STORES | 2 | 2 | (D) | (D) | (D) | (D) | (D) | (D) |

Standard Notes: - Represents zero. (D) Withheld to avoid disclosure. (NA) Not available. (X) Not applicable.
 *Nonstore retailers, part of SIC major group 53, are shown separately in this table.

TABLE 5. Counties With 500 Establishments or More: 1963-Continued

| SIC code | County and kind of business | Establishments | | Sales | | Payroll, entire year (\$1,000) | Payroll, workweek ended nearest Nov. 15 (dollars) | Paid employees, workweek ended nearest Nov. 15 (number) | Active proprietors of unincorporated businesses (number) |
|---|---|----------------|-----------------------|-------------------------------------|---------------------------------------|--------------------------------|---|---|--|
| | | Total (number) | With payroll (number) | Total, all establishments (\$1,000) | Establishments with payroll (\$1,000) | | | | |
| ST LOUIS COUNTY--CONTINUED | | | | | | | | | |
| FURNITURE, HOME FURNISHINGS, EQUIPMENT STORES | | | | | | | | | |
| S7 | TOTAL | 244 | 198 | 34 767 | 33 637 | 4 749 | 100 564 | 1 000 | 162 |
| S71 | FURNITURE, HOME FURNISHINGS STORES | 139 | 109 | 23 908 | 23 184 | 3 364 | 72 851 | 685 | 94 |
| S712 | FURNITURE STORES | 79 | 71 | 19 595 | 19 397 | 2 635 | 58 149 | 525 | 36 |
| S713 | FLOOR COVERING STORES | 21 | 17 | 2 571 | 2 263 | 455 | 8 747 | 85 | 18 |
| S714 | DRAPERY, CURTAIN, UPHOLSTERY STORES | 27 | 17 | 1 364 | 1 172 | 204 | 4 031 | 58 | 26 |
| S715 | CHINA, GLASSWARE, METALWARE STORES | 4 | - | 14 | 8 | 2 | 500 | 3 | 6 |
| S719 | MISCELLANEOUS HOME FURNISHINGS STORES | 8 | 4 | 364 | 344 | 68 | 1 424 | 14 | 8 |
| S72 | HOUSEHOLD APPLIANCE STORES | 46 | 32 | 4 482 | 4 200 | 515 | 10 282 | 121 | 27 |
| S732 | RAADIO, TELEVISION STORES | 33 | 31 | 2 784 | 2 660 | 383 | 6 623 | 73 | 30 |
| S733 | MUSIC STORES | 26 | 26 | 3 593 | 3 593 | 487 | 10 808 | 121 | 11 |
| | RECORD SHOPS | 5 | 5 | 487 | 487 | 37 | 833 | 14 | 2 |
| | MUSICAL INSTRUMENT STORES | 21 | 21 | 3 106 | 3 106 | 450 | 9 975 | 107 | 9 |
| EATING, DRINKING PLACES | | | | | | | | | |
| SB | TOTAL | 762 | 644 | 56 603 | 54 795 | 14 223 | 272 498 | 5 782 | 664 |
| SB12 | EATING PLACES | 497 | 449 | 45 016 | 44 344 | 12 456 | 236 774 | 5 121 | 414 |
| | RESTAURANTS, LUNCHROOMS | 307 | 277 | 27 740 | 27 280 | 7 765 | 147 972 | 3 112 | 268 |
| | CAFETERIAS | 27 | 27 | 5 073 | 5 073 | 1 671 | 31 185 | 531 | 20 |
| | REFRESHMENT PLACES | 120 | 108 | 9 146 | 8 964 | 2 109 | 41 590 | 1 112 | 100 |
| SB13 | CATERERS | 43 | 37 | 3 057 | 3 027 | 911 | 16 027 | 366 | 26 |
| | DRINKING PLACES (ALCOHOLIC BEVERAGES) | 265 | 195 | 11 587 | 10 451 | 1 767 | 35 724 | 661 | 250 |
| DRUG STORES, PROPRIETARY STORES | | | | | | | | | |
| S9PT(S91) | TOTAL | 172 | 170 | 44 354 | 44 304 | 5 869 | 109 708 | 1 681 | 92 |
| S91 | DRUG STORES | 169 | 167 | 43 917 | 43 867 | 5 783 | 108 211 | 1 660 | 92 |
| | PROPRIETARY STORES | 3 | 3 | 437 | 437 | 86 | 1 497 | 21 | - |
| OTHER RETAIL STORES | | | | | | | | | |
| S9 EX.S91 | TOTAL | 508 | 368 | 44 219 | 41 391 | 5 189 | 96 060 | 1 386 | 418 |
| S92 | LIQUOR STORES | 71 | 53 | 17 388 | 16 170 | 823 | 13 897 | 227 | 51 |
| S93 | ANTIQUE STORES, SECONDHAND STORES | 38 | 18 | 1 074 | 902 | 141 | 2 834 | 35 | 37 |
| S932 | ANTIQUE STORES | 11 | 3 | 344 | (D) | (D) | (D) | (D) | (D) |
| S933 | SECONDHAND STORES | 27 | 15 | 730 | (D) | (D) | (D) | (D) | (D) |
| S94 | BOOK, STATIONERY STORES | 14 | 12 | 549 | 509 | 63 | 1 152 | 24 | 11 |
| S942 | BOOK STORES | 4 | 4 | 311 | 311 | 36 | 612 | 11 | 3 |
| S943 | STATIONERY STORES | 10 | 8 | 238 | 198 | 27 | 540 | 13 | 8 |
| S95 | SPORTING GOODS STORES, BICYCLE SHOPS | 36 | 24 | 1 850 | 1 696 | 221 | 4 133 | 51 | 31 |
| S952 | SPORTING GOODS STORES | 26 | 20 | 1 595 | 1 551 | 208 | 3 864 | 45 | 21 |
| S953 | BICYCLE SHOPS | 10 | 4 | 255 | 145 | 13 | 269 | 6 | 10 |
| S962 | HAY, GRAIN, FEED STORES | 4 | 2 | 328 | (D) | (D) | (D) | (D) | (D) |
| S969 | OTHER FARM SUPPLY STORES | 2 | - | 20 | - | - | - | - | 2 |
| | GARDEN SUPPLY STORES | 22 | 22 | 2 982 | 2 982 | 522 | 9 155 | 128 | 12 |
| S97 | JEWELRY STORES | 58 | 36 | 4 350 | 4 000 | 564 | 10 777 | 159 | 51 |
| S98 | FUEL, ICE DEALERS | 33 | 25 | 4 511 | 4 389 | 761 | 14 234 | 152 | 25 |
| S982 | COAL AND WOOD DEALERS | 14 | 10 | 1 847 | 1 811 | 198 | 3 393 | 46 | 13 |
| | ICE DEALERS | 1 | 1 | (D) | (D) | (D) | (D) | (D) | (D) |
| S983 | FUEL OIL DEALERS | 7 | 5 | (D) | (D) | (D) | (D) | (D) | (D) |
| S984 | BOTTLE GAS DEALERS | 11 | 9 | 1 664 | 1 610 | 398 | 7 836 | 75 | 3 |
| S992 | FLORISTS | 47 | 41 | 3 247 | 3 187 | 732 | 14 588 | 207 | 40 |
| S993 | CIGAR STORES, STANDS | 6 | 4 | 314 | 274 | 26 | 590 | 7 | 4 |
| S994 | NEWS DEALERS, NEWSSTANDS | 11 | 11 | 449 | 449 | 84 | 1 565 | 25 | 9 |
| S996 | CAMERA, PHOTOGRAPHIC SUPPLY STORES | 12 | 12 | 840 | 840 | 116 | 2 200 | 35 | 3 |
| S997 | GIFT, NOVELTY, SOUVENIR SHOPS | 40 | 26 | 1 610 | 1 474 | 241 | 4 942 | 102 | 37 |
| S998 | OPTICAL GOODS STORES | 35 | 35 | 1 626 | 1 626 | 414 | 7 039 | 77 | 29 |
| S999 | TYPEWRITER STORES | 2 | 2 | (D) | (D) | (D) | (D) | (D) | (D) |
| | LUGGAGE, LEATHER GOODS STORES | 3 | 1 | 186 | (D) | (D) | (D) | (D) | (D) |
| | HOBBY, TOY, GAME SHOPS | 26 | 14 | 872 | 694 | 93 | 1 805 | 45 | 21 |
| | RELIGIOUS GOODS STORES | 1 | 1 | (D) | (D) | (D) | (D) | (D) | (D) |
| | PET SHOPS | 9 | 9 | (D) | (D) | (D) | (D) | (D) | (D) |
| | OTHER | 38 | 20 | 1 405 | 1 197 | 251 | 4 114 | 68 | 38 |
| NONSTORE RETAILERS* | | | | | | | | | |
| S3 PART* | TOTAL | 358 | 90 | 23 585 | 19 857 | 3 139 | 63 441 | 778 | 335 |
| S32 | MAIL-ORDER HOUSES | 16 | 8 | 3 330 | 3 278 | 311 | 5 998 | 111 | 9 |
| S34 | MERCHANDISE VENDING MACHINE OPERATORS | 51 | 19 | 12 067 | 11 433 | 2 002 | 42 058 | 415 | 40 |
| S35 | DIRECT SELLING (HOUSE-TO-HOUSE) ORGANIZATIONS | 291 | 63 | 8 188 | 5 146 | 826 | 15 385 | 252 | 286 |

Standard Notes: - Represents zero. (D) Withheld to avoid disclosure. (NA) Not available. (X) Not applicable.
 *Nonstore retailers, part of SIC major group 53, are shown separately in this table.

TABLE 6. Cities With 500 Establishments or More: 1963

| SIC code | City and kind of business | Establishments | | Sales | | Payroll, entire year (\$1,000) | Payroll, workweek ended nearest Nov. 15 (dollars) | Paid employees, workweek ended nearest Nov. 15 (number) | Active proprietors of unincorporated businesses (number) |
|---------------------|--|----------------|-----------------------|-------------------------------------|---------------------------------------|--------------------------------|---|---|--|
| | | Total (number) | With payroll (number) | Total, all establishments (\$1,000) | Establishments with payroll (\$1,000) | | | | |
| <u>INDEPENDENCE</u> | | | | | | | | | |
| | RETAIL TRADE, TOTAL | 605 | 441 | 97 946 | 94 758 | 10 604 | 205 882 | 2 972 | 551 |
| | LUMBER, BUILDING MATERIALS, HARDWARE, FARM EQUIPMENT DEALERS | | | | | | | | |
| | TOTAL | 42 | 28 | 4 737 | 4 549 | 622 | 11 781 | 135 | 33 |
| 521 | LUMBER AND OTHER BUILDING MATERIALS DEALERS | 11 | 7 | 2 449 | 2 411 | 361 | 6 756 | 61 | 7 |
| 522-524 | HEATING, PLUMBING, PAINT, ELECTRICAL STORES | 14 | 10 | 674 | (0) | (0) | (0) | (0) | (0) |
| 5251 | HARDWARE STORES | 13 | 9 | 892 | 818 | 89 | 1 731 | 32 | 14 |
| 5252 | FARM EQUIPMENT DEALERS | 4 | 2 | 722 | (0) | (0) | (0) | (0) | (0) |
| | GENERAL MERCHANDISE GROUP STORES* | | | | | | | | |
| | TOTAL | 15 | 15 | 7 058 | 7 058 | 887 | 16 664 | 297 | 6 |
| 531 | DEPARTMENT STORES | 3 | 3 | 5 073 | 5 073 | 567 | 11 285 | 160 | - |
| 533 | LIMITED PRICE VARIETY STORES | 7 | 7 | 1 595 | 1 595 | 272 | 4 660 | 116 | 4 |
| 539 | MISCELLANEOUS GENERAL MERCHANDISE STORES | 5 | 5 | 390 | 390 | 48 | 719 | 21 | 2 |
| | FOOD STORES | | | | | | | | |
| | TOTAL | 62 | 46 | 27 333 | 26 875 | 2 262 | 43 093 | 574 | 54 |
| 541 | GROCERY STORES, INCLUDING DELICATESSENS | 39 | 33 | 26 491 | 26 303 | 2 152 | 41 123 | 539 | 33 |
| 542 | MEAT MARKETS, FISH (SEAFOOD) MARKETS | 4 | - | 152 | - | - | - | - | 6 |
| 543 | FRUIT STORES, VEGETABLE MARKETS | 7 | 1 | (0) | (0) | (0) | (0) | (0) | (0) |
| 544 | CANDY, NUT, CONFECTIONERY STORES | - | - | - | - | - | - | - | - |
| 545-549 | OTHER FOOD STORES | 12 | 12 | (0) | (0) | (0) | (0) | (0) | (0) |
| | AUTOMOTIVE DEALERS | | | | | | | | |
| | TOTAL | 49 | 37 | 24 316 | 24 010 | 2 283 | 45 147 | 417 | 36 |
| | GASLINE SERVICE STATIONS | | | | | | | | |
| | TOTAL | 116 | 100 | 10 923 | 10 453 | 927 | 19 484 | 306 | 111 |
| | APPAREL, ACCESSORY STORES | | | | | | | | |
| | TOTAL | 17 | 17 | 2 983 | 2 983 | 426 | 7 494 | 136 | 10 |
| 561,567 | MEN'S, BOYS' APPAREL STORES, CUSTOM TAILORS | 1 | 1 | (0) | (0) | (0) | (0) | (0) | (0) |
| 562-3,568 | WOMEN'S CLOTHING, SPECIALTY STORES | 4 | 4 | 441 | 441 | 59 | 976 | 21 | 2 |
| 562 | WOMEN'S READY-TO-WEAR STORES | 4 | 4 | 441 | 441 | 59 | 976 | 21 | 2 |
| 563,568 | WOMEN'S ACCESSORY, SPECIALTY STORES, FURRIERS | - | - | - | - | - | - | - | - |
| 565 | FAMILY CLOTHING STORES | 3 | 3 | 1 692 | 1 692 | 227 | 3 934 | 76 | 2 |
| 566 | SHOE STORES | 9 | 9 | (0) | (0) | (0) | (0) | (0) | (0) |
| 564,569 | OTHER APPAREL, ACCESSORY STORES | - | - | - | - | - | - | - | - |
| | FURNITURE, HOME FURNISHINGS, EQUIPMENT STORES | | | | | | | | |
| | TOTAL | 36 | 28 | 3 502 | 3 264 | 535 | 10 543 | 113 | 31 |
| 571 | FURNITURE, HOME FURNISHINGS STORES | 22 | 16 | 2 027 | 1 833 | 347 | 7 305 | 78 | 18 |
| 572,573 | HOUSEHOLD APPLIANCE, RADIO, TELEVISION, MUSIC STORES | 14 | 12 | 1 475 | 1 431 | 188 | 3 238 | 35 | 13 |
| | EATING, DRINKING PLACES | | | | | | | | |
| | TOTAL | 104 | 84 | 5 657 | 5 269 | 1 281 | 25 528 | 585 | 110 |
| 5812 | EATING PLACES | 81 | 71 | 4 955 | 4 787 | 1 209 | 24 190 | 555 | 83 |
| 5813 | DRINKING PLACES (ALCOHOLIC BEVERAGES) | 23 | 13 | 702 | 482 | 72 | 1 338 | 30 | 27 |
| | DRUG STORES, PROPRIETARY STORES | | | | | | | | |
| | TOTAL | 20 | 16 | 4 019 | 3 861 | 629 | 11 395 | 194 | 18 |
| 591 | DRUG STORES | 20 | 16 | 4 019 | 3 861 | 629 | 11 395 | 194 | 18 |
| | PROPRIETARY STORES | - | - | - | - | - | - | - | - |
| | OTHER RETAIL STORES | | | | | | | | |
| | TOTAL | 84 | 58 | 4 275 | 3 877 | 566 | 10 823 | 140 | 84 |
| 592 | LIQUOR STORES | 12 | 6 | 701 | 429 | 21 | 432 | 8 | 11 |
| 593 | ANTIQUA STORES, SECONDHAND STORES | 9 | 3 | 148 | 110 | 22 | 285 | 6 | 8 |
| 594 | BOOK, STATIONERY STORES | 5 | 5 | 167 | 167 | 16 | 228 | 6 | 5 |
| 595 | SPORTING GOODS STORES, BICYCLE SHOPS | 5 | 5 | 328 | 328 | 41 | 745 | 9 | 4 |
| 596 | FARM, GARDEN SUPPLY STORES, INCLUDING FEED STORES | 6 | 6 | 750 | 750 | 98 | 1 210 | 18 | 10 |
| 597 | JEWELRY STORES | 10 | 6 | 691 | 657 | 98 | 1 825 | 23 | 10 |
| 598 | FUEL, ICE DEALERS | 4 | 4 | (0) | (0) | (0) | (0) | (0) | (0) |
| 599 | OTHER STORES | 33 | 23 | (0) | (0) | (0) | (0) | (0) | (0) |
| | NONSTORE RETAILERS* | | | | | | | | |
| | TOTAL | 60 | 12 | 3 143 | 2 559 | 186 | 3 930 | 75 | 58 |

Standard Notes: - Represents zero. (D) Withheld to avoid disclosure. (NA) Not available. (X) Not applicable.
 *Nonstore retailers, part of SIC major group 53, are shown separately in this table.

TABLE 6. Cities With 500 Establishments or More: 1963-Continued

| SIC code | City and kind of business | Establishments | | Sales | | Payroll, entire year (\$1,000) | Payroll, workweek ended nearest Nov. 15 (dollars) | Paid employees, workweek ended nearest Nov. 15 (number) | Active proprietors of unincorporated businesses (number) |
|------------|--|----------------|-----------------------|-------------------------------------|---------------------------------------|--------------------------------|---|---|--|
| | | Total (number) | With payroll (number) | Total, all establishments (\$1,000) | Establishments with payroll (\$1,000) | | | | |
| | <u>KANSAS CITY</u> | | | | | | | | |
| | RETAIL TRADE, TDOTAL | 3 846 | 3 086 | 919 804 | 904 058 | 137 553 | 2 606 797 | 39 575 | 3 171 |
| | LUMBER, BUILDING MATERIALS, HARDWARE, FARM EQUIPMENT DEALERS | | | | | | | | |
| | TOTAL | 142 | 120 | 26 387 | 26 041 | 3 963 | 76 431 | 766 | 87 |
| 52 | LUMBER YARDS | 20 | 20 | 10 280 | 10 280 | 1 557 | 30 372 | 264 | 4 |
| 521 | BUILDING MATERIALS DEALERS | 14 | 12 | 1 958 | 1 948 | 259 | 5 072 | 49 | 6 |
| 522 | HEATING, PLUMBING EQUIPMENT DEALERS | 11 | 9 | (D) | (D) | (D) | (D) | (D) | (0) |
| 523 | PAINT, GLASS, WALLPAPER STORES | 41 | 33 | 5 750 | 5 644 | 898 | 17 465 | 161 | 15 |
| 524 | ELECTRICAL SUPPLY STORES | 1 | 1 | (0) | (0) | (D) | (D) | (0) | (D) |
| 5251 | HARDWARE STORES | 48 | 40 | 4 830 | 4 642 | 731 | 12 828 | 192 | 48 |
| 5252 | FARM EQUIPMENT DEALERS | 7 | 5 | 2 183 | 2 171 | 271 | 5 730 | 56 | 5 |
| | GENERAL MERCHANDISE GROUP STORES* | | | | | | | | |
| | TOTAL | 103 | 83 | 159 588 | 159 270 | 25 399 | 450 271 | 7 954 | 46 |
| 53 PART* | DEPARTMENT STORES | 22 | 22 | 139 533 | 139 533 | 21 994 | 388 179 | 6 624 | - |
| 533 | LIMITED PRICE VARIETY STORES | 36 | 34 | 11 904 | 11 898 | 2 180 | 39 529 | 939 | 13 |
| 539 | GENERAL MERCHANDISE STORES | 19 | 15 | 6 574 | 6 484 | 1 016 | 18 885 | 321 | 11 |
| | DRY GOODS STORES | 15 | 5 | (D) | (0) | (D) | (D) | (0) | (0) |
| | SEWING, NEEDLEWORK STORES | 11 | 7 | (0) | (D) | (D) | (D) | (D) | (0) |
| | FOOD STORES | | | | | | | | |
| | TOTAL | 498 | 400 | 167 787 | 164 731 | 14 772 | 288 710 | 4 028 | 415 |
| 54 | GROCERY STORES, INCLUDING DELICATESSENS | 377 | 313 | 159 598 | 157 064 | 13 489 | 262 933 | 3 600 | 331 |
| 541 | MEAT MARKETS | 7 | 5 | 1 044 | (D) | (D) | (D) | (D) | (0) |
| 542 | FISH (SEAFOOD) MARKETS | 2 | 2 | (D) | (0) | (D) | (D) | (D) | (D) |
| 543 | FRUIT STORES, VEGETABLE MARKETS | 13 | 5 | 394 | (0) | (D) | (D) | (D) | (D) |
| 544 | CANDY, NUT, CONFECTIONERY STORES | 25 | 13 | (D) | (0) | (D) | (D) | (D) | (D) |
| 545 | DAIRY PRODUCTS STORES | 15 | 15 | 906 | 906 | 136 | 2 534 | 54 | 2 |
| 546 | RETAIL BAKERIES | 45 | 39 | 2 547 | 2 447 | 572 | 12 474 | 204 | 34 |
| 5462 | RETAIL BAKERIES, MANUFACTURING | 29 | 25 | (0) | (0) | (0) | (0) | (0) | (0) |
| 5463 | RETAIL BAKERIES, NONMANUFACTURING | 16 | 14 | (0) | (D) | (0) | (D) | (D) | (0) |
| 549 | EGG AND POULTRY DEALERS | 5 | 1 | 58 | (0) | (0) | (D) | (0) | (0) |
| | OTHER | 9 | 7 | 1 216 | (D) | (D) | (D) | (0) | (D) |
| | AUTOMOTIVE DEALERS | | | | | | | | |
| | TOTAL | 250 | 176 | 152 838 | 149 890 | 14 349 | 280 155 | 2 421 | 188 |
| 55 EX. 554 | PASSENGER CAR DEALERS, FRANCHISED | 48 | 48 | 122 204 | 122 204 | 11 390 | 222 999 | 1 843 | 15 |
| 551 | DOMESTIC CAR DEALERS | 35 | 35 | 100 752 | 100 752 | 8 990 | 180 725 | 1 499 | 9 |
| | IMPORTED CAR DEALERS | 7 | 7 | (D) | (0) | (0) | (0) | (0) | (0) |
| | DOMESTIC AND IMPORTED CAR DEALERS | 6 | 6 | (0) | (D) | (0) | (D) | (D) | (0) |
| 552 | PASSENGER CAR DEALERS, NONFRANCHISED | 108 | 52 | 13 504 | 10 798 | 783 | 13 616 | 146 | 113 |
| 553 | TIRE, BATTERY, ACCESSORY DEALERS | 60 | 46 | (D) | (0) | (D) | (D) | (0) | (0) |
| | HOME AND AUTO SUPPLY STORES | 11 | 11 | (0) | (0) | (D) | (D) | (0) | (0) |
| 559 | MISCELLANEOUS AIRCRAFT, MARINE, AUTOMOTIVE DEALERS | 23 | 19 | 7 157 | 7 131 | 570 | 11 779 | 108 | 14 |
| | AIRCRAFT, BOAT, MOTORCYCLE DEALERS | 10 | 10 | 3 722 | 3 722 | 299 | 6 953 | 71 | 8 |
| | HOUSEHOLD TRAILER DEALERS | 13 | 9 | (0) | (0) | (0) | 4 826 | 37 | 6 |
| | OTHER AUTOMOTIVE DEALERS | - | - | (D) | (0) | (0) | - | - | - |
| | GASOLINE SERVICE STATIONS | | | | | | | | |
| 55PT(554) | TOTAL | 436 | 388 | 43 493 | 41 981 | 4 788 | 99 592 | 1 469 | 441 |
| | APPAREL, ACCESSORY STORES | | | | | | | | |
| | TOTAL | 269 | 237 | 71 881 | 71 391 | 13 225 | 244 941 | 4 355 | 154 |
| 561, 567 | MEN'S, BOYS' APPAREL STORES, CUSTOM TAILORS | 52 | 46 | (D) | (D) | (D) | (0) | (0) | (D) |
| 561 | MEN'S, BOYS' CLOTHING AND FURNISHINGS STORES | 42 | 40 | (0) | (0) | (0) | (0) | (0) | (D) |
| 567 | CUSTOM TAILORS | 10 | 6 | 285 | 265 | 61 | 1 102 | 19 | 13 |
| 562-3, 568 | WOMEN'S CLOTHING, SPECIALTY STORES | 99 | 89 | 30 684 | 30 538 | 5 883 | 112 774 | 2 170 | 55 |
| 562 | WOMEN'S READY-TO-WEAR STORES | 53 | 49 | 25 327 | 25 199 | 4 858 | 93 045 | 1 861 | 34 |
| 563, 568 | WOMEN'S ACCESSORY, SPECIALTY STORES, FURRIERS | 46 | 40 | 5 357 | 5 339 | 1 025 | 19 729 | 309 | 21 |
| 563 | MILLINERY STORES | 17 | 13 | (0) | (0) | (D) | (D) | (D) | (0) |
| | CORDSET, LINGERIE STORES | 3 | 3 | (D) | (0) | (0) | (D) | (D) | (0) |
| | HOSIERY STORES | 1 | 1 | (0) | (0) | (0) | (D) | (D) | (0) |
| | APPAREL, ACCESSORY, OTHER SPECIALTY STORES | 14 | 14 | 2 414 | 2 414 | 336 | 7 682 | 145 | 6 |
| 568 | FURRIERS, FUR SHOPS | 11 | 9 | 1 775 | 1 767 | 461 | 7 868 | 86 | 5 |
| 565 | FAMILY CLOTHING STORES | 33 | 25 | 19 897 | 19 785 | 3 733 | 65 604 | 1 214 | 26 |
| 566 | SHOE STORES | 68 | 66 | 9 449 | 9 383 | 1 415 | 27 084 | 392 | 25 |
| | MEN'S SHOE STORES | 12 | 12 | 920 | 920 | 129 | 2 343 | 30 | 2 |
| | WOMEN'S SHOE STORES | 18 | 18 | (0) | (D) | (D) | (D) | (D) | (D) |
| | CHILDREN'S, JUVENILES' SHOE STORES | 2 | 2 | (0) | (0) | (0) | (0) | (0) | (0) |
| | FAMILY SHOE STORES | 36 | 34 | 4 291 | 4 225 | 570 | 10 705 | 176 | 21 |
| | CHILDREN'S, INFANTS' WEAR STORES | 10 | 8 | 829 | (0) | (0) | (0) | (0) | (0) |
| 569 | MISCELLANEOUS APPAREL, ACCESSORY STORES | 7 | 3 | 344 | (0) | (0) | (0) | (0) | (0) |

Standard Notes: - Represents zero. (D) Withheld to avoid disclosure. (NA) Not available. (X) Not applicable.
 *Nonstore retailers, part of SIC major group 53, are shown separately in this table.

TABLE 6. Cities With 500 Establishments or More: 1963—Continued

| SIC code | City and kind of business | Establishments | | Sales | | Payroll, entire year (\$1,000) | Payroll, workweek ended nearest Nov. 15 (dollars) | Paid employees, workweek ended nearest Nov. 15 (number) | Active proprietors of unincorporated businesses (number) |
|--|---|-------------------|--------------------------|--|--|-----------------------------------|--|--|---|
| | | Total (number) | With payroll (number) | Total, all establishments (\$1,000) | Establishments with payroll (\$1,000) | | | | |
| FURNITURE, HOME FURNISHINGS, EQUIPMENT STORES | | | | | | | | | |
| 57 | TOTAL | 196 | 146 | 35 080 | 33 786 | 5 793 | 117 053 | 1 131 | 133 |
| 571 | FURNITURE, HOME FURNISHINGS STORES | 116 | 82 | 18 784 | 17 976 | 3 419 | 72 254 | 664 | 85 |
| 5712 | FURNITURE STORES | 73 | 47 | 13 248 | 12 682 | 2 392 | 52 377 | 455 | 51 |
| 5713 | FLOOR COVERING STORES | 23 | 21 | 4 305 | 4 199 | 707 | 13 877 | 119 | 17 |
| 5714 | DRAPERY, CURTAIN, UPHOLSTERY STORES | 13 | 9 | (D) | (D) | (D) | (D) | (D) | (D) |
| 5715 | CHINA, GLASSWARE, METALWARE STORES | - | - | 56 | - | - | - | - | - |
| 5719 | MISCELLANEOUS HOME FURNISHINGS STORES | 7 | 5 | (D) | (D) | (D) | (D) | (D) | (D) |
| 572 | HOUSEHOLD APPLIANCE STORES | 40 | 34 | 7 525 | 7 287 | 996 | 18 852 | 192 | 22 |
| 5732 | RADIO, TELEVISION STORES | 16 | 16 | (D) | 4 029 | 602 | 11 232 | 107 | 10 |
| 5733 | MUSIC STORES | 24 | 14 | 4 742 | 4 494 | 776 | 14 715 | 168 | 16 |
| | RECORD SHOPS | 5 | 3 | 162 | 140 | 15 | 4 443 | 5 | 5 |
| | MUSICAL INSTRUMENT STORES | 19 | 11 | 4 580 | 4 354 | 761 | 14 272 | 163 | 11 |
| EATING, DRINKING PLACES | | | | | | | | | |
| 58 | TOTAL | 919 | 845 | 75 458 | 74 436 | 20 073 | 380 168 | 7 859 | 852 |
| 5812 | EATING PLACES | 595 | 547 | 57 283 | 56 773 | 16 834 | 314 983 | 6 634 | 526 |
| | RESTAURANTS, LUNCHROOMS | 437 | 397 | 42 521 | 42 173 | 12 773 | 239 257 | 4 895 | 417 |
| | CAFETERIAS | 36 | 36 | 5 999 | 5 995 | 1 984 | 35 353 | 761 | 12 |
| | REFRESHMENT PLACES | 101 | 99 | 6 607 | (D) | (D) | (D) | (D) | (D) |
| | CATERERS | 21 | 15 | 2 156 | (D) | (D) | (D) | (D) | (D) |
| 5813 | DRINKING PLACES (ALCOHOLIC BEVERAGES) | 324 | 298 | 18 175 | 17 663 | 3 239 | 65 185 | 1 225 | 326 |
| DRUG STORES, PROPRIETARY STORES | | | | | | | | | |
| 59PT(591) | TOTAL | 184 | 176 | 44 668 | 44 252 | 6 413 | 124 563 | 1 884 | 138 |
| 591 | DRUG STORES | 160 | 154 | (D) | (D) | (D) | (D) | (D) | (D) |
| | PROPRIETARY STORES | 24 | 22 | (D) | (D) | (D) | (D) | (D) | (D) |
| OTHER RETAIL STORES | | | | | | | | | |
| 59 EX.591 | TOTAL | 566 | 420 | 59 734 | 57 394 | 8 515 | 163 998 | 2 277 | 481 |
| 592 | LIQUOR STORES | 91 | 83 | 15 139 | 14 739 | 870 | 15 733 | 252 | 74 |
| 593 | ANTIQUARIAN, SECONDHAND STORES | 95 | 61 | 10 412 | 10 024 | 2 120 | 37 846 | 463 | 81 |
| 5932 | ANTIQUARIAN STORES | 12 | 6 | 462 | 300 | 38 | 819 | 13 | 10 |
| 5933 | SECONDHAND STORES | 83 | 55 | 9 950 | 9 724 | 2 082 | 37 027 | 450 | 71 |
| 594 | BOOK, STATIONERY STORES | 24 | 24 | 2 642 | 2 642 | 386 | 7 076 | 112 | 27 |
| 5942 | BOOK STORES | 9 | 9 | 853 | 853 | 80 | 1 530 | 31 | 12 |
| 5943 | STATIONERY STORES | 15 | 15 | 1 789 | 1 789 | 306 | 5 546 | 81 | 15 |
| 595 | SPORTING GOODS STORES, BICYCLE SHOPS | 18 | 10 | 1 908 | 1 850 | 263 | 4 629 | 53 | 14 |
| 5952 | SPORTING GOODS STORES | 16 | 10 | 1 848 | 1 818 | 259 | 4 494 | 51 | 12 |
| 5953 | BICYCLE SHOPS | 2 | - | 60 | 32 | 4 | 135 | 2 | 2 |
| 5962 | HAY, GRAIN, FEED STORES | 3 | 3 | 438 | 398 | 18 | 325 | 6 | 2 |
| 5969 | OTHER FARM SUPPLY STORES | 4 | 4 | (D) | (D) | (D) | (D) | (D) | (D) |
| | GARDEN SUPPLY STORES | 5 | 5 | 608 | 608 | 90 | 1 147 | 15 | 3 |
| 597 | JEWELRY STORES | 69 | 45 | 8 587 | 8 227 | 1 319 | 26 474 | 323 | 55 |
| 598 | FUEL, ICE DEALERS | 15 | 7 | 1 608 | 1 514 | 247 | 4 527 | 43 | 12 |
| 5982 | COAL AND WOOD DEALERS | 5 | 1 | (D) | (D) | (D) | (D) | (D) | (D) |
| | ICE DEALERS | 2 | - | 22 | - | - | - | - | 2 |
| 5983 | FUEL OIL DEALERS | 6 | 4 | 1 057 | (D) | (D) | (D) | (D) | (D) |
| 5984 | BOTTLED GAS DEALERS | 2 | 2 | (D) | (D) | (D) | (D) | (D) | (D) |
| 5992 | FLORISTS | 38 | 34 | 2 931 | 2 895 | 680 | 13 261 | 208 | 42 |
| 5993 | CIGAR STORES, STANDS | 20 | 12 | (D) | (D) | (D) | (D) | (D) | (D) |
| 5994 | NEWS DEALERS, NEWSSTANDS | 14 | 10 | (D) | (D) | (D) | (D) | (D) | (D) |
| 5996 | CAMERA, PHOTOGRAPHIC SUPPLY STORES | 10 | 8 | (D) | (D) | (D) | (D) | (D) | (D) |
| 5997 | GIFT, NOVELTY, SOUVENIR SHOPS | 34 | 26 | 3 572 | 3 502 | 613 | 13 191 | 185 | 32 |
| 5998 | OPTICAL GOODS STORES | 35 | 33 | 1 780 | 1 732 | 443 | 8 013 | 77 | 23 |
| 5999 | TYPEWRITER STORES | 4 | 4 | (D) | (D) | (D) | (D) | (D) | (D) |
| | LUGGAGE, LEATHER GOODS STORES | 8 | 6 | 779 | 497 | 117 | 1 873 | 28 | 4 |
| | Hobby, Toy, Game Shops | 15 | 13 | 1 212 | (D) | (D) | (D) | (D) | (D) |
| | RELIGIOUS GOODS STORES | 4 | 4 | (D) | (D) | (D) | (D) | (D) | (D) |
| | PET SHOPS | 5 | 3 | 120 | 74 | 8 | 195 | 3 | 7 |
| | OTHER | 55 | 25 | 2 029 | 1 717 | 283 | 7 514 | 76 | 51 |
| NONSTORE RETAILERS* | | | | | | | | | |
| 53 PART* | TOTAL | 283 | 95 | 82 890 | 80 886 | 20 263 | 380 915 | 5 431 | 236 |
| 532 | MAIL-ORDER HOUSES | 17 | 15 | 58 427 | (D) | (D) | (D) | (D) | (D) |
| 534 | MERCHANDISE VENDING MACHINE OPERATORS | 40 | 26 | 13 564 | 12 910 | 1 770 | 34 189 | 313 | 36 |
| 535 | DIRECT SELLING (HOUSE-TO-HOUSE) ORGANIZATIONS | 226 | 54 | 10 899 | (D) | (D) | (D) | (D) | (D) |
| ST JOSEPH | | | | | | | | | |
| RETAIL TRADE, TOTAL | | | | | | | | | |
| | | 812 | 632 | 120 369 | 116 759 | 15 325 | 293 978 | 4 887 | 743 |
| LUMBER, BUILDING MATERIALS, HARDWARE, FARM EQUIPMENT DEALERS | | | | | | | | | |
| 52 | TOTAL | 48 | 40 | 7 759 | 7 535 | 897 | 16 350 | 204 | 45 |
| 521 | LUMBER AND OTHER BUILDING MATERIALS DEALERS | 16 | 16 | 3 975 | 3 975 | 415 | 7 563 | 86 | 18 |
| 522-524 | HEATING, PLUMBING, PAINT, ELECTRICAL STORES | 10 | 8 | 799 | 753 | 128 | 2 523 | 30 | 6 |
| 5251 | HARDWARE STORES | 14 | 8 | 619 | 441 | 63 | 1 116 | 24 | 18 |
| 5252 | FARM EQUIPMENT DEALERS | 8 | 8 | 2 366 | 2 366 | 291 | 5 148 | 64 | 3 |
| GENERAL MERCHANDISE GROUP STORES* | | | | | | | | | |
| 53 PART* | TOTAL | 25 | 19 | 18 667 | 18 621 | 2 975 | 61 401 | 1 077 | 9 |
| 531 | DEPARTMENT STORES | 7 | 7 | 15 677 | 15 677 | 2 457 | 51 573 | 846 | - |
| 533 | LIMITED PRICE VARIETY STORES | 9 | 9 | (D) | (D) | (D) | (D) | (D) | (D) |
| 539 | MISCELLANEOUS GENERAL MERCHANDISE STORES | 9 | 3 | (D) | (D) | (D) | (D) | (D) | (D) |

Standard Notes: - Represents zero. (D) Withheld to avoid disclosure. (NA) Not available. (X) Not applicable.
*Nonstore retailers, part of SIC major group 53, are shown separately in this table.

TABLE 6. Cities With 500 Establishments or More: 1963-Continued

| SIC code | City and kind of business | Establishments | | Sales | | Payroll, entire year (\$1,000) | Payroll, workweek ended nearest Nov. 15 (dollars) | Paid employees, workweek ended nearest Nov. 15 (number) | Active proprietors of unincorporated businesses (number) |
|--|--|----------------|-----------------------|-------------------------------------|---------------------------------------|--------------------------------|---|---|--|
| | | Total (number) | With payroll (number) | Total, all establishments (\$1,000) | Establishments with payroll (\$1,000) | | | | |
| <u>ST JOSEPH--CONTINUED</u> | | | | | | | | | |
| FOOD STORES | | | | | | | | | |
| 54 | TOTAL | 107 | 73 | 28 021 | 27 263 | 2 162 | 40 252 | 643 | 106 |
| 541 | GROCERY STORES, INCLUDING DELICATESSENS. | 85 | 61 | 27 304 | 26 676 | 2 043 | 38 178 | 596 | 83 |
| 542 | MEAT MARKETS, FISH (SEAFOOD) MARKETS | 3 | 1 | (D) | (D) | (D) | (D) | (D) | (D) |
| 543 | FRUIT STORES, VEGETABLE MARKETS | 6 | 2 | 152 | (D) | (D) | (D) | (D) | (D) |
| 544 | CANDY, NUT, CONFECTIONERY STORES | 3 | 1 | 80 | (D) | (D) | (D) | (D) | (D) |
| 545-549 | OTHER FOOD STORES | 10 | 8 | (0) | 386 | 97 | 1 752 | 39 | 11 |
| AUTOMOTIVE DEALERS | | | | | | | | | |
| 55 EX-554 | TOTAL | 55 | 41 | 20 959 | (0) | (0) | (D) | (0) | (D) |
| GASOLINE SERVICE STATIONS | | | | | | | | | |
| 55PT(554) | TOTAL | 97 | 79 | 6 969 | 6 253 | 532 | 11 250 | 201 | 112 |
| APPAREL, ACCESSORY STORES | | | | | | | | | |
| 56 | TOTAL | 54 | 50 | 8 310 | 8 264 | 1 408 | 28 625 | 518 | 28 |
| 561,567 | MEN'S, BOYS' APPAREL STORES, CUSTOM TAILORS | 9 | 7 | 1 146 | 1 138 | 207 | 3 844 | 62 | 7 |
| 562-3,568 | WOMEN'S CLOTHING, SPECIALTY STORES | 15 | 15 | 3 091 | 3 091 | 587 | 12 403 | 227 | 5 |
| 562 | WOMEN'S READY-TO-WEAR STORES | 7 | 7 | 2 168 | 2 168 | 382 | 9 260 | 151 | 1 |
| 563,568 | WOMEN'S ACCESSORY, SPECIALTY STORES, FURRIERS | 8 | 8 | 923 | 923 | 205 | 3 143 | 76 | 4 |
| 565 | FAMILY CLOTHING STORES | 10 | 8 | 2 393 | 2 355 | 356 | 7 292 | 147 | 9 |
| 566 | SHOE STORES | 17 | 17 | 1 548 | 1 548 | 242 | 4 801 | 74 | 4 |
| 564,569 | OTHER APPAREL, ACCESSORY STORES | 3 | 3 | 132 | 132 | 16 | 285 | 8 | 3 |
| FURNITURE, HOME FURNISHINGS, EQUIPMENT STORES | | | | | | | | | |
| 57 | TOTAL | 57 | 43 | 6 486 | (D) | (D) | (0) | (0) | (0) |
| 571 | FURNITURE, HOME FURNISHINGS STORES | 31 | 25 | 3 270 | (D) | (D) | (0) | (0) | (0) |
| 572,573 | HOUSEHOLD APPLIANCE, RADIO, TELEVISION, MUSIC STORES | 26 | 18 | 3 216 | 3 184 | 604 | 11 599 | 148 | 19 |
| EATING, DRINKING PLACES | | | | | | | | | |
| 58 | TOTAL | 172 | 154 | 7 205 | 7 009 | 1 577 | 29 533 | 678 | 182 |
| 5812 | EATING PLACES | 87 | 87 | 4 368 | (0) | (0) | (0) | (0) | (0) |
| 5813 | DRINKING PLACES (ALCOHOLIC BEVERAGES) | 85 | 67 | 2 837 | (0) | (0) | (D) | (D) | (0) |
| DRUG STORES, PROPRIETARY STORES | | | | | | | | | |
| 59PT(591) | TOTAL | 38 | 38 | 6 096 | 6 096 | 911 | 18 869 | 380 | 35 |
| 591 | DRUG STORES | 35 | 35 | 5 965 | 5 965 | 884 | 18 417 | 371 | 31 |
| | PROPRIETARY STORES | 3 | 3 | 131 | 131 | 27 | 452 | 9 | 4 |
| OTHER RETAIL STORES | | | | | | | | | |
| 59 EX-591 | TOTAL | 103 | 83 | 8 316 | (D) | (0) | (0) | (D) | (0) |
| 592 | LIQUOR STORES | 10 | 8 | 602 | 438 | 35 | 730 | 18 | 9 |
| 593 | ANTIQUARIAN, SECONDHAND STORES | 16 | 14 | 568 | 562 | 64 | 1 122 | 29 | 11 |
| 594 | BOOK, STATIONERY STORES | 2 | 2 | (0) | (D) | (D) | (D) | (D) | (D) |
| 595 | SPORTING GOODS STORES, BICYCLE SHOPS | 4 | 2 | (0) | (0) | (D) | (D) | (D) | (D) |
| 596 | FARM, GARDEN SUPPLY STORES, INCLUDING FEED STORES | 15 | 15 | 2 566 | 2 566 | 224 | 3 734 | 58 | 8 |
| 597 | JEWELRY STORES | 9 | 5 | 1 009 | 875 | 125 | 2 180 | 35 | 5 |
| 598 | FUEL, ICE DEALERS | 8 | 6 | 496 | 484 | 102 | 1 986 | 30 | 6 |
| 599 | OTHER STORES | 39 | 31 | 2 457 | 2 417 | 410 | 7 127 | 126 | 37 |
| NONSTORE RETAILERS* | | | | | | | | | |
| 53 PART* | TOTAL | 56 | 12 | 1 581 | 935 | 193 | 3 628 | 62 | 53 |
| <u>ST LOUIS</u> | | | | | | | | | |
| RETAIL TRADE, TOTAL | | | | | | | | | |
| | | 6 909 | 4 945 | 1 068 322 | 1 030 962 | 146 517 | 2 861 835 | 44 066 | 6 058 |
| LUMBER, BUILDING MATERIALS, HARDWARE, FARM EQUIPMENT DEALERS | | | | | | | | | |
| 52 | TOTAL | 201 | 147 | 43 047 | 41 761 | 7 527 | 136 903 | 1 650 | 151 |
| 521 | LUMBER YARDS | 19 | 19 | 3 746 | 3 746 | 633 | 10 816 | 112 | 6 |
| | BUILDING MATERIALS DEALERS | 24 | 18 | 3 799 | 3 519 | 484 | 9 420 | 95 | 17 |
| 522 | HEATING, PLUMBING EQUIPMENT DEALERS | 13 | 9 | 2 541 | 2 303 | 361 | 5 228 | 46 | 8 |
| 523 | PAINT, GLASS, WALLPAPER STORES | 40 | 34 | 6 645 | 6 475 | 1 273 | 18 604 | 233 | 27 |
| 524 | ELECTRICAL SUPPLY STORES | 9 | 9 | (D) | (0) | (D) | (D) | (D) | (0) |
| 5251 | HARDWARE STORES | 93 | 57 | 24 600 | 24 044 | 4 448 | 87 169 | 1 080 | 82 |
| 5252 | FARM EQUIPMENT DEALERS | 3 | 1 | (0) | (D) | (D) | (D) | (D) | (D) |
| GENERAL MERCHANDISE GROUP STORES* | | | | | | | | | |
| 53 PART* | TOTAL | 138 | 122 | 207 400 | 207 154 | 37 811 | 772 326 | 13 777 | 84 |
| 531 | DEPARTMENT STORES | 16 | 16 | 182 118 | 182 118 | 33 267 | 687 592 | 11 961 | - |
| 533 | LIMITED PRICE VARIETY STORES | 58 | 50 | 17 877 | 17 727 | 3 462 | 64 625 | 1 475 | 29 |
| 539 | GENERAL MERCHANDISE STORES | 36 | 34 | 5 362 | 5 322 | 795 | 14 571 | 226 | 26 |
| | DRY GOODS STORES | 21 | 19 | 1 226 | (0) | (0) | (0) | (0) | (0) |
| | SEWING, NEEDLEWORK STORES | 7 | 3 | 817 | (D) | (D) | (D) | (D) | (D) |

Standard Notes: - Represents zero. (D) Withheld to avoid disclosure. (NA) Not available. (X) Not applicable.
 *Nonstore retailers, part of SIC major group 53, are shown separately in this table.

TABLE 6. Cities With 500 Establishments or More: 1963-Continued

| SIC code | City and kind of business | Establishments | | Sales | | Payroll, entire year (\$1,000) | Payroll, workweek ended nearest Nov. 15 (dollars) | Paid employees, workweek ended nearest Nov. 15 (number) | Active proprietors of unincorporated businesses (number) |
|---|--|----------------|-----------------------|-------------------------------------|---------------------------------------|--------------------------------|---|---|--|
| | | Total (number) | With payroll (number) | Total, all establishments (\$1,000) | Establishments with payroll (\$1,000) | | | | |
| ST LOUIS--CONTINUED | | | | | | | | | |
| FOOD STORES | | | | | | | | | |
| | TOTAL | 1 548 | 914 | 223 976 | 209 018 | 19 029 | 351 649 | 5 240 | 1 506 |
| 541 | GROCERY STORES, INCLUDING DELICATESSENS. | 965 | 667 | 200 371 | 191 819 | 16 001 | 294 773 | 4 206 | 963 |
| 542 | MEAT MARKETS | 25 | 19 | 2 385 | 2 263 | 240 | 4 990 | 65 | 26 |
| | FISH (SEAFOOD) MARKETS | 10 | 4 | 397 | 315 | 44 | 911 | 14 | 7 |
| 543 | FRUIT STORES, VEGETABLE MARKETS | 53 | 25 | 3 797 | 3 339 | 341 | 5 739 | 96 | 63 |
| 544 | CANDY, NUT, CONFECTIONERY STORES | 315 | 43 | 7 550 | 2 078 | 337 | 6 527 | 137 | 308 |
| 545 | DAIRY PRODUCTS STORES | 33 | 29 | 2 318 | 2 294 | 359 | 6 397 | 138 | 10 |
| 546 | RETAIL BAKERIES | 115 | 107 | 5 776 | 5 712 | 1 568 | 29 506 | 538 | 94 |
| 5462 | RETAIL BAKERIES, MANUFACTURING | 85 | 79 | 4 398 | 4 352 | 1 322 | 24 622 | 448 | 88 |
| 5463 | RETAIL BAKERIES, NONMANUFACTURING | 30 | 28 | 1 378 | 1 360 | 246 | 4 884 | 90 | 6 |
| 549 | EGG AND POULTRY DEALERS | 14 | 12 | 387 | (0) | (0) | (0) | (0) | (0) |
| | OTHER | 18 | 8 | 995 | (0) | (0) | (0) | (0) | (0) |
| AUTOMOTIVE DEALERS | | | | | | | | | |
| 55 EX, 554 | TOTAL | 251 | 189 | 183 053 | 181 479 | 15 742 | 303 834 | 2 446 | 164 |
| 551 | PASSENGER CAR DEALERS, FRANCHISED | 45 | 45 | 151 215 | 151 215 | 12 343 | 239 610 | 1 758 | 6 |
| | DOMESTIC CAR DEALERS | 38 | 38 | 144 917 | 144 917 | 11 684 | 222 442 | 1 649 | 5 |
| | IMPORTED CAR DEALERS | 4 | 4 | (0) | (0) | (0) | (0) | (0) | (0) |
| | DOMESTIC AND IMPORTED CAR DEALERS | 3 | 3 | (0) | (0) | (0) | (0) | (0) | (0) |
| 552 | PASSENGER CAR DEALERS, NONFRANCHISED | 99 | 65 | 17 625 | 16 519 | 1 323 | 24 214 | 259 | 92 |
| 553 | TIRE, BATTERY, ACCESSORY DEALERS | 75 | 55 | 9 275 | 8 949 | 1 465 | 28 324 | 298 | 51 |
| | HOME AND AUTO SUPPLY STORES | 14 | 14 | 2 904 | 2 904 | 435 | 8 337 | 93 | 1 |
| 559 | MISCELLANEOUS AIRCRAFT, MARINE, AUTOMOTIVE DEALERS | 18 | 10 | 2 034 | 1 892 | 176 | 3 349 | 38 | 14 |
| | AIRCRAFT, 80AT, MOTORCYCLE DEALERS | 12 | 8 | (0) | (0) | (0) | (0) | (0) | (0) |
| | HOUSEHOLD TRAILER DEALERS | 1 | 1 | (0) | (0) | (0) | (0) | (0) | (0) |
| | OTHER AUTOMOTIVE DEALERS | 5 | 1 | (0) | (0) | (0) | (0) | (0) | (0) |
| GASOLINE SERVICE STATIONS | | | | | | | | | |
| 55PT(554) | TOTAL | 567 | 475 | 56 739 | 53 619 | 5 847 | 115 154 | 1 597 | 537 |
| APPAREL, ACCESSORY STORES | | | | | | | | | |
| | TOTAL | 453 | 371 | 60 953 | 59 109 | 10 543 | 202 272 | 3 087 | 321 |
| 561, 567 | MEN'S, BOYS' APPAREL STORES, CUSTOM TAILORS | 88 | 66 | 17 223 | 16 891 | 3 786 | 77 151 | 1 023 | 57 |
| 561 | MEN'S, BOYS' CLOTHING AND FURNISHINGS STORES | 60 | 50 | 16 334 | 16 158 | 3 560 | 71 451 | 962 | 34 |
| 567 | CUSTOM TAILORS | 28 | 16 | 889 | 733 | 226 | 5 700 | 61 | 23 |
| 562-3, 568 | WOMEN'S CLOTHING, SPECIALTY STORES | 146 | 134 | 23 722 | 23 666 | 4 150 | 75 537 | 1 251 | 97 |
| 562 | WOMEN'S READY-TO-WEAR STORES | 93 | 85 | 19 947 | 19 907 | 3 514 | 63 875 | 1 044 | 71 |
| 563, 568 | WOMEN'S ACCESSORY, SPECIALTY STORES, FURRIERS | 53 | 49 | 3 775 | 3 759 | 636 | 11 662 | 207 | 26 |
| 563 | MILLINERY STORES | 17 | 15 | 620 | 616 | 109 | 2 038 | 44 | 6 |
| | CORSET, LINGERIE STORES | 2 | 2 | (0) | (0) | (0) | (0) | (0) | (0) |
| | HOSIERY STORES | 1 | 1 | (0) | (0) | (0) | (0) | (0) | (0) |
| | APPAREL, ACCESSORY, OTHER SPECIALTY STORES | 22 | 20 | 1 738 | 1 726 | 222 | 4 040 | 87 | 14 |
| 568 | FURRIERS, FUR SHOPS | 11 | 11 | 1 197 | 1 197 | 273 | 5 149 | 68 | 4 |
| 565 | FAMILY CLOTHING STORES | 75 | 47 | 7 430 | 6 528 | 986 | 19 097 | 313 | 72 |
| 566 | SHOE STORES | 123 | 109 | 11 531 | 11 001 | 1 516 | 28 473 | 449 | 75 |
| | MEN'S SHOE STORES | 21 | 21 | (0) | (0) | (0) | (0) | (0) | (0) |
| | WOMEN'S SHOE STORES | 17 | 17 | 3 364 | 3 364 | 509 | 9 074 | 162 | 3 |
| | CHILDREN'S, JUVENILES' SHOE STORES | 1 | 1 | (0) | (0) | (0) | (0) | (0) | (0) |
| | FAMILY SHOE STORES | 84 | 70 | 6 420 | 5 890 | 757 | 13 955 | 221 | 68 |
| 564 | CHILDREN'S, INFANTS' WEAR STORES | 15 | 13 | 909 | (0) | (0) | (0) | (0) | (0) |
| 569 | MISCELLANEOUS APPAREL, ACCESSORY STORES | 6 | 2 | 138 | (0) | (0) | (0) | (0) | (0) |
| FURNITURE, HOME FURNISHINGS, EQUIPMENT STORES | | | | | | | | | |
| | TOTAL | 312 | 236 | 60 207 | 58 901 | 8 065 | 160 886 | 1 771 | 230 |
| 571 | FURNITURE, HOME FURNISHINGS STORES | 192 | 138 | 41 317 | 40 413 | 5 677 | 114 210 | 1 222 | 142 |
| 5712 | FURNITURE STORES | 125 | 91 | 35 526 | 35 022 | 4 719 | 95 323 | 992 | 90 |
| 5713 | FLOOR COVERING STORES | 24 | 18 | 2 558 | 2 430 | 388 | 7 122 | 77 | 18 |
| 5714 | DRAPERY, CURTAIN, UPHOLSTERY STORES | 22 | 16 | 1 468 | 1 358 | 284 | 5 544 | 65 | 18 |
| 5715 | CHINA, GLASSWARE, METALWARE STORES | 9 | 5 | 914 | 864 | 120 | 2 777 | 51 | 6 |
| 5719 | MISCELLANEOUS HOME FURNISHINGS STORES | 12 | 8 | 851 | 739 | 166 | 3 444 | 37 | 10 |
| 572 | HOUSEHOLD APPLIANCE STORES | 57 | 49 | 13 526 | 13 262 | 1 642 | 30 642 | 335 | 37 |
| 5732 | RAOID, TELEVISION STORES | 28 | 24 | 2 416 | 2 356 | 352 | 6 397 | 72 | 21 |
| 5733 | MUSIC STORES | 35 | 25 | 2 948 | 2 870 | 394 | 9 637 | 142 | 30 |
| | RECORD SHOPS | 14 | 10 | 594 | 558 | 58 | 1 050 | 21 | 15 |
| | MUSICAL INSTRUMENT STORES | 21 | 15 | 2 354 | 2 312 | 336 | 8 587 | 121 | 15 |
| EATING, DRINKING PLACES | | | | | | | | | |
| 58 | TOTAL | 2 028 | 1 558 | 103 197 | 96 627 | 23 651 | 474 688 | 9 587 | 1 927 |
| 5812 | EATING PLACES | 1 023 | 847 | 71 134 | 69 242 | 19 362 | 386 319 | 7 745 | 900 |
| | RESTAURANTS, LUNCHROOMS | 696 | 566 | 43 397 | 42 083 | 11 287 | 226 168 | 4 662 | 653 |
| | CAFETERIAS | 90 | 90 | 12 842 | 12 838 | 4 246 | 84 175 | 1 459 | 74 |
| | REFRESHMENT PLACES | 157 | 127 | 8 007 | 7 601 | 1 781 | 38 549 | 936 | 132 |
| | CATERERS | 80 | 64 | 6 888 | 6 720 | 2 048 | 37 427 | 688 | 41 |
| 5813 | DRINKING PLACES (ALCOHOLIC BEVERAGES) | 1 005 | 711 | 32 063 | 27 385 | 4 289 | 88 369 | 1 842 | 1 027 |

Standard Notes: - Represents zero. (D) Withheld to avoid disclosure. (NA) Not available. (X) Not applicable.
 *Nonstore retailers, part of SIC major group 53, are shown separately in this table.

TABLE 6. Cities With 500 Establishments or More: 1963—Continued

| SIC code | City and kind of business | Establishments | | Sales | | Payroll, entire year (\$1,000) | Payroll, workweek ended nearest Nov. 15 (dollars) | Paid employees, workweek ended nearest Nov. 15 (number) | Active proprietors of unincorporated businesses (number) |
|--|---|----------------|--------------|-------------------------------------|---------------------------------------|--------------------------------|---|---|--|
| | | Total | With payroll | Total, all establishments (\$1,000) | Establishments with payroll (\$1,000) | | | | |
| | | (number) | (number) | (number) | (number) | | | | |
| ST LOUIS--CONTINUEO | | | | | | | | | |
| DRUG STORES; PROPRIETARY STORES | | | | | | | | | |
| 59PT (591) | TOTAL | 256 | 248 | 37 702 | 37 452 | 5 591 | 104 206 | 1 697 | 183 |
| 591 | DRUG STORES | 249 | 243 | 37 302 | 37 072 | 5 539 | 103 267 | 1 680 | 178 |
| | PROPRIETARY STORES | 7 | 5 | 400 | 380 | 52 | 939 | 17 | 5 |
| OTHER RETAIL STORES | | | | | | | | | |
| 59 EX. 591 | TOTAL | 865 | 607 | 71 147 | 67 425 | 9 790 | 181 728 | 2 437 | 684 |
| 592 | LIQUOR STORES | 140 | 118 | 21 374 | 20 778 | 1 257 | 23 185 | 362 | 107 |
| 593 | ANTIQUE STORES; SECONDHAND STORES | 135 | 83 | 5 555 | 5 081 | 1 252 | 26 211 | 340 | 99 |
| 5932 | ANTIQUE STORES | 25 | 3 | 671 | (0) | (0) | (0) | (0) | (0) |
| 5933 | SECONDHAND STORES | 110 | 80 | 4 884 | (0) | (0) | (0) | (0) | (0) |
| 594 | BDDK; STATIONERY STORES | 28 | 24 | 2 037 | 1 991 | 293 | 5 727 | 78 | 16 |
| 5942 | BDDK STORES | 6 | 6 | 570 | 570 | 80 | 1 522 | 23 | 2 |
| 5943 | STATIONERY STORES | 22 | 18 | 1 467 | 1 421 | 213 | 4 205 | 55 | 14 |
| 595 | SPORTING GOODS STORES; BICYCLE SHOPS | 43 | 23 | 4 257 | 3 823 | 559 | 8 003 | 104 | 35 |
| 5952 | SPORTING GOODS STORES | 34 | 20 | 4 064 | 3 718 | 549 | 7 812 | 101 | 25 |
| 5953 | BICYCLE SHOPS | 9 | 3 | 193 | 105 | 10 | 191 | 3 | 10 |
| 5962 | HAY; GRAIN; FEED STORES | 2 | 2 | (0) | (0) | (0) | (0) | (0) | (0) |
| 5969 | OTHER FARM SUPPLY STORES | 2 | 2 | (0) | (0) | (0) | (0) | (0) | (0) |
| | GARDEN SUPPLY STORES | 4 | 4 | 237 | 237 | 35 | 738 | 15 | 3 |
| 597 | JEWELRY STORES | 80 | 66 | 8 752 | 8 598 | 1 456 | 25 962 | 353 | 53 |
| 598 | FUEL; ICE DEALERS | 68 | 42 | 7 712 | 7 556 | 1 264 | 23 875 | 290 | 54 |
| 5982 | CDAL AND WOOD DEALERS | 56 | 32 | 2 787 | 2 653 | 409 | 9 210 | 146 | 49 |
| | ICE DEALERS | - | - | - | - | - | - | - | - |
| 5983 | FUEL OIL DEALERS | 9 | 9 | (0) | (0) | (0) | (0) | (0) | (0) |
| 5984 | BOTTLED GAS DEALERS | 3 | 1 | (0) | (0) | (0) | (0) | (0) | (0) |
| 5992 | FLORISTS | 78 | 58 | 4 200 | 3 968 | 974 | 18 194 | 237 | 73 |
| 5993 | CIGAR STORES; STANDS | 38 | 26 | 1 587 | 1 389 | 156 | 3 375 | 68 | 28 |
| 5994 | NEWS DEALERS; NEWSSTANDS | 38 | 24 | 1 138 | 896 | 167 | 2 659 | 59 | 32 |
| 5996 | CAMERA; PHOTOGRAPHIC SUPPLY STORES | 16 | 16 | 3 929 | 3 929 | 489 | 8 798 | 103 | 7 |
| 5997 | GIFT; NOVELTY; SOUVENIR SHOPS | 28 | 16 | 1 060 | 932 | 133 | 2 760 | 53 | 32 |
| 5998 | OPTICAL GOODS STORES | 66 | 60 | 3 802 | 3 738 | 1 041 | 18 591 | 194 | 52 |
| 5999 | TYPEWRITER STORES | 13 | 3 | 298 | 144 | 12 | 594 | 9 | 17 |
| | LUGGAGE; LEATHER GOODS STORES | 2 | 2 | (0) | (0) | (0) | (0) | (0) | (0) |
| | Hobby; Toy; Game Shops | 17 | 9 | 788 | 666 | 92 | 1 777 | 40 | 14 |
| | RELIGIOUS GOODS STORES | 3 | 3 | (0) | (0) | (0) | (0) | (0) | (0) |
| | PET SHOPS | 12 | 2 | (0) | (0) | (0) | (0) | (0) | (0) |
| | OTHER | 52 | 24 | 3 170 | 2 644 | 457 | 8 474 | 97 | 45 |
| NONSTORE RETAILERS* | | | | | | | | | |
| 53 PART* | TOTAL | 290 | 78 | 20 901 | 18 417 | 2 921 | 58 189 | 777 | 271 |
| 532 | MAIL-ORDER HOUSES | 16 | 10 | 4 580 | 4 528 | 400 | 8 507 | 152 | 8 |
| 534 | MERCHANDISE VENDING MACHINE OPERATORS | 47 | 23 | 8 407 | 7 873 | 996 | 18 459 | 189 | 47 |
| 535 | DIRECT SELLING (HOUSE-TO-HOUSE) ORGANIZATIONS | 227 | 45 | 7 914 | 6 016 | 1 525 | 31 223 | 436 | 216 |
| SPRINGFIELD | | | | | | | | | |
| | RETAIL TRADE; TOTAL | 1 163 | 859 | 178 479 | 172 785 | 20 744 | 400 021 | 6 820 | 991 |
| LUMBER; BUILDING MATERIALS; HARDWARE; FARM EQUIPMENT DEALERS | | | | | | | | | |
| 52 | TOTAL | 71 | 57 | 14 666 | 14 456 | 1 864 | 32 210 | 392 | 41 |
| 521 | LUMBER AND OTHER BUILDING MATERIALS DEALERS | 28 | 24 | (0) | (0) | (0) | (0) | (0) | (0) |
| 522-524 | HEATING; PLUMBING; PAINT; ELECTRICAL STORES | 19 | 13 | 1 097 | 961 | 168 | 3 561 | 49 | 13 |
| 5251 | HARDWARE STORES | 12 | 8 | (0) | (0) | (0) | (0) | (0) | (0) |
| 5252 | FARM EQUIPMENT DEALERS | 12 | 12 | 2 331 | 2 331 | 253 | 4 570 | 52 | 6 |
| GENERAL MERCHANDISE GROUP STORES* | | | | | | | | | |
| 53 PART* | TOTAL | 41 | 39 | 22 490 | 22 476 | 3 506 | 71 528 | 1 438 | 15 |
| 531 | DEPARTMENT STORES | 4 | 4 | 14 692 | 14 692 | 2 232 | 47 036 | 925 | - |
| 533 | LIMITED PRICE VARIETY STORES | 18 | 18 | (0) | (0) | (0) | (0) | (0) | (0) |
| 539 | MISCELLANEOUS GENERAL MERCHANDISE STORES | 19 | 17 | (0) | (0) | (0) | (0) | (0) | (0) |
| FOOD STORES | | | | | | | | | |
| 54 | TOTAL | 137 | 81 | 32 778 | 31 010 | 2 532 | 50 253 | 855 | 122 |
| 541 | GROCERY STORES; INCLUDING DELICATESSENS | 122 | 72 | 32 064 | 30 400 | 2 358 | 45 375 | 740 | 106 |
| 542 | MEAT MARKETS; FISH (SEAFOOD) MARKETS | 2 | - | 88 | - | - | - | - | 2 |
| 543 | FRUIT STORES; VEGETABLE MARKETS | 4 | 2 | 78 | (0) | (0) | (0) | (0) | (0) |
| 544 | CANDY; NUT; CONFECTIONERY STORES | 1 | 1 | (0) | (0) | (0) | (0) | (0) | (0) |
| 545-549 | OTHER FOOD STORES | 8 | 6 | (0) | (0) | (0) | (0) | (0) | (0) |
| AUTOMOTIVE DEALERS | | | | | | | | | |
| 55 EX. 554 | TOTAL | 112 | 70 | 41 442 | 40 408 | 3 352 | 61 608 | 769 | 82 |
| GASOLINE SERVICE STATIONS | | | | | | | | | |
| 55PT (554) | TOTAL | 187 | 137 | 11 041 | 10 019 | 973 | 19 072 | 326 | 194 |

Standard Notes: - Represents zero. (D) Withheld to avoid disclosure. (NA) Not available. (X) Not applicable.
 *Nonstore retailers, part of SIC major group 53, are shown separately in this table.

TABLE 6. Cities With 500 Establishments or More: 1963-Continued

| SIC code | City and kind of business | Establishments | | Sales | | Payroll, entire year (\$1,000) | Payroll, workweek ended nearest Nov. 15 (dollars) | Paid employees, workweek ended nearest Nov. 15 (number) | Active proprietors of unincorporated businesses (number) |
|---|--|-------------------|--------------------------|--|--|-----------------------------------|--|--|---|
| | | Total (number) | With payroll (number) | Total, all establishments (\$1,000) | Establishments with payroll (\$1,000) | | | | |
| <u>SPRINGFIELD--CONTINUED</u> | | | | | | | | | |
| APPAREL, ACCESSORY STORES | | | | | | | | | |
| 56 | TOTAL | 96 | 88 | 11 612 | (D) | (0) | (D) | (0) | (D) |
| 561,567 | MEN'S, BOYS' APPAREL STORES, CUSTOM TAILDRS. | 15 | 13 | 2 960 | 2 954 | 449 | 7 864 | 119 | 8 |
| 562-3,568 | WOMEN'S CLOTHING, SPECIALTY STORES | 35 | 35 | 4 359 | 4 359 | 655 | 11 443 | 243 | 26 |
| 562 | WOMEN'S READY-TO-WEAR STORES | 21 | 21 | 3 657 | 3 657 | 565 | 9 820 | 204 | 15 |
| 563,568 | WOMEN'S ACCESSORY, SPECIALTY STORES, FURRIERS. | 14 | 14 | 702 | 702 | 90 | 1 623 | 39 | 11 |
| 565 | FAMILY CLOTHING STORES | 10 | 8 | 2 012 | (D) | (0) | (D) | (D) | (0) |
| 566 | SHOE STORES. | 30 | 28 | 2 054 | 2 048 | 275 | 5 162 | 85 | 22 |
| 564,569 | OTHER APPAREL, ACCESSORY STORES. | 6 | 4 | 227 | 191 | 17 | 365 | 9 | 6 |
| FURNITURE, HOME FURNISHINGS, EQUIPMENT STORES | | | | | | | | | |
| 57 | TOTAL | 63 | 47 | 8 320 | (D) | (D) | (D) | (D) | (D) |
| 571 | FURNITURE, HOME FURNISHINGS STORES | 41 | 27 | (D) | (D) | (D) | (D) | (D) | (D) |
| 572,573 | HOUSEHOLD APPLIANCE, RADIO, TELEVISION, MUSIC STORES | 22 | 20 | (D) | (0) | (0) | (D) | (D) | (D) |
| EATING, DRINKING PLACES | | | | | | | | | |
| 58 | TOTAL | 201 | 173 | 9 922 | 9 574 | 2 365 | 48 964 | 1 166 | 207 |
| 5812 | EATING PLACES. | 174 | 148 | 8 766 | 8 442 | 2 172 | 45 108 | 1 091 | 178 |
| 5813 | DRINKING PLACES (ALCOHOLIC BEVERAGES). | 27 | 25 | 1 156 | 1 132 | 193 | 3 856 | 75 | 29 |
| DRUG STORES, PROPRIETARY STORES | | | | | | | | | |
| 59PT(591) | TOTAL | 37 | 31 | 13 095 | 12 991 | 1 457 | 27 383 | 460 | 19 |
| 591 (| DRUG STORES. | 35 | 29 | (0) | (D) | (D) | (D) | (D) | (D) |
| (| PROPRIETARY STORES | 2 | 2 | (D) | (D) | (0) | (D) | (D) | (D) |
| OTHER RETAIL STORES | | | | | | | | | |
| 59 EX.591 | TOTAL | 155 | 123 | 10 895 | 10 515 | 1 329 | 26 294 | 434 | 134 |
| 592 | LIQUOR STORES. | 28 | 28 | 2 145 | 2 145 | 147 | 2 784 | 63 | 18 |
| 593 | ANTIQUA STORES, SECONDHAND STORES. | 24 | 18 | 839 | 747 | 94 | 1 948 | 33 | 26 |
| 594 | BOOK, STATIONERY STORES. | 6 | 6 | 161 | 161 | 20 | 343 | 9 | 6 |
| 595 | SPORTING GOODS STORES, BICYCLE SHOPS | 8 | 4 | (D) | (0) | (D) | (D) | (D) | (0) |
| 596 | FARM, GARDEN SUPPLY STORES, INCLUDING FERTILIZER STORES. | 10 | 10 | 2 298 | 2 298 | 188 | 3 505 | 53 | 8 |
| 597 | JEWELRY STORES | 8 | 8 | 1 234 | 1 234 | 164 | 2 957 | 46 | 2 |
| 598 | FUEL, ICE DEALERS. | 9 | 9 | (0) | (D) | (0) | (D) | (D) | (D) |
| 599 | OTHER STORES | 62 | 40 | 2 491 | 2 223 | 370 | 7 745 | 137 | 59 |
| NONSTORE RETAILERS* | | | | | | | | | |
| 53 PART* | TOTAL | 63 | 13 | 2 218 | (0) | (0) | (D) | (0) | (D) |

Standard Notes: - Represents zero. (D) Withheld to avoid disclosure. (NA) Not available. (X) Not applicable.
 *Nonstore retailers, part of SIC major group 53, are shown separately in this table.

TABLE 7. In-Plant Food Contractors: 1963

| SIC code | Standard metropolitan statistical area and kind of business | Establishments | | Sales | | Payroll, entire year (\$1,000) | Payroll, workweek ended nearest Nov. 15 (dollars) | Paid employees, workweek ended nearest Nov. 15 (number) | Active proprietors of unincorporated businesses (number) |
|-------------------------|---|----------------|-----------------------|-------------------------------------|---------------------------------------|--------------------------------|---|---|--|
| | | Total (number) | With payroll (number) | Total, all establishments (\$1,000) | Establishments with payroll (\$1,000) | | | | |
| MISSOURI | | | | | | | | | |
| 5812 PART | IN-PLANT FOOD CONTRACTORS: TOTAL | 100 | 100 | 6 579 | 6 579 | 2 095 | 42 646 | 822 | 56 |
| | RESTAURANTS; LUNCHROOMS. | 21 | 21 | 798 | 798 | 253 | 6 331 | 151 | 19 |
| | CAFETERIAS | 72 | 72 | 5 438 | 5 438 | 1 748 | 34 006 | 628 | 33 |
| | REFRESHMENT PLACES | 7 | 7 | 343 | 343 | 94 | 2 309 | 43 | 4 |
| KANSAS CITY SMSA | | | | | | | | | |
| 5812 PART | IN-PLANT FOOD CONTRACTORS: TOTAL | 34 | 34 | 2 104 | 2 104 | 682 | 13 415 | 272 | 11 |
| | RESTAURANTS; LUNCHROOMS. | 2 | 2 | (D) | (D) | (D) | (D) | (D) | (D) |
| | CAFETERIAS | 30 | 30 | 1 910 | 1 910 | 627 | 12 206 | 242 | 8 |
| | REFRESHMENT PLACES | 2 | 2 | (D) | (D) | (D) | (D) | (D) | (D) |
| ST JOSEPH SMSA | | | | | | | | | |
| 5812 PART | IN-PLANT FOOD CONTRACTORS: TOTAL | 2 | 2 | (D) | (D) | (D) | (D) | (D) | (D) |
| | RESTAURANTS; LUNCHROOMS. | 1 | 1 | (D) | (D) | (D) | (D) | (D) | (D) |
| | CAFETERIAS | - | - | (D) | (D) | (D) | (D) | (D) | (D) |
| | REFRESHMENT PLACES | 1 | 1 | (D) | (D) | (D) | (D) | (D) | (D) |
| ST LOUIS SMSA | | | | | | | | | |
| 5812 PART | IN-PLANT FOOD CONTRACTORS: TOTAL | 56 | 56 | 4 738 | 4 738 | 1 564 | 32 534 | 574 | 29 |
| | RESTAURANTS; LUNCHROOMS. | 11 | 11 | 846 | 846 | 319 | 7 770 | 142 | 7 |
| | CAFETERIAS | 42 | 42 | 3 555 | 3 555 | 1 146 | 22 253 | 391 | 22 |
| | REFRESHMENT PLACES | 3 | 3 | 337 | 337 | 99 | 2 551 | 41 | - |
| SPRINGFIELD SMSA | | | | | | | | | |
| 5812 PART | IN-PLANT FOOD CONTRACTORS: TOTAL | 3 | 3 | 132 | 132 | 38 | 663 | 14 | 2 |
| | RESTAURANTS; LUNCHROOMS. | 22 | 2 | (D) | (D) | (D) | (D) | (D) | (D) |
| | CAFETERIAS | 1 | 1 | (D) | (D) | (D) | (D) | (D) | (D) |

Standard Notes: - Represents zero. (D) Withheld to avoid disclosure. (NA) Not available. (X) Not applicable.

TABLE 8. Commissaries, Exchanges, and Eating and Drinking Places Operated for Military Personnel by the U. S. Department of Defense: 1963

[These data were collected by the Department of Defense and are not included in any of the tabulations of the 1963 Census of Business]

| County | Sales | Civilian payroll, entire year | Civilian employees, workweek ended nearest Nov. 15 | Civilian payroll, workweek ended nearest Nov. 15 | Sales | Civilian payroll, entire year | Civilian employees, workweek ended nearest Nov. 15 | Civilian payroll, workweek ended nearest Nov. 15 | |
|-----------------------------------|-----------|-------------------------------|--|--|-----------|-------------------------------|--|--|--|
| | (\$1,000) | (\$1,000) | (number) | (dollars) | (\$1,000) | (\$1,000) | (number) | (dollars) | |
| TOTAL | | | | | | | | | |
| MISSOURI: TOTAL. | 20 831 | 2 417 | 661 | 50 838 | 6 990 | 447 | 88 | 14 751 | |
| CASS | 3 489 | 325 | 77 | 6 592 | 2 160 | 127 | 23 | 2 327 | |
| JOHNSON. | 3 179 | 266 | 70 | 5 302 | 1 549 | 66 | 12 | 1 162 | |
| PULASKI. | 14 110 | 1 793 | 503 | 38 380 | 3 281 | 254 | 53 | 11 262 | |
| ST. LOUIS. | 53 | 33 | 11 | 564 | - | - | - | - | |
| EXCHANGES | | | | | | | | | |
| MISSOURI: TOTAL. | 12 263 | 1 500 | 451 | 27 254 | 1 578 | 470 | 122 | 8 833 | |
| CASS | 1 225 | 173 | 47 | 3 711 | 104 | 25 | 7 | 554 | |
| JOHNSON. | 1 511 | 166 | 48 | 3 437 | 119 | 34 | 10 | 703 | |
| PULASKI. | 9 527 | 1 161 | 356 | 20 106 | 1 302 | 378 | 94 | 7 012 | |
| ST. LOUIS. | - | - | - | - | 53 | 33 | 11 | 564 | |
| EATING AND DRINKING PLACES | | | | | | | | | |

Standard Notes: - Represents zero. (D) Withheld to avoid disclosure. (NA) Not available. (X) Not applicable.

TABLE 9. Counties; Cities of 2,500 Inhabitants or More: 1958

| County and city | Establishments | | Sales | | Payroll, entire year (\$1,000) | County and city | Establishments | | Sales | | Payroll, entire year (\$1,000) |
|---|----------------|-----------------------|-------------------------------------|---------------------------------------|--------------------------------|---|----------------|-----------------------|-------------------------------------|---------------------------------------|--------------------------------|
| | Total (number) | With payroll (number) | Total, all establishments (\$1,000) | Establishments with payroll (\$1,000) | | | Total (number) | With payroll (number) | Total, all establishments (\$1,000) | Establishments with payroll (\$1,000) | |
| MISSOURI, TOTAL | 47 825 | 30 819 | 5 150 480 | 4 809 958 | 553 495 | CRAWFORD COUNTY | 163 | 87 | 9 686 | 8 272 | 652 |
| AOAIR COUNTY | 256 | 178 | 23 569 | 22 045 | 2 077 | SULLIVAN (PART) ⁵ | 3 | 1 | (0) | (0) | (0) |
| KIRKSVILLE | 206 | 158 | 21 955 | 21 081 | 2 013 | REMAINDER OF COUNTY | 160 | 86 | (0) | (0) | (0) |
| REMAINDER OF COUNTY | 50 | 20 | 1 614 | 964 | 64 | DADE COUNTY | 105 | 59 | 6 250 | 5 474 | 349 |
| ANOREW COUNTY | 99 | 69 | 8 114 | 7 614 | 596 | DALLAS COUNTY | 123 | 75 | 7 511 | 6 223 | 410 |
| ATCHISON COUNTY | 156 | 112 | 11 649 | 10 821 | 842 | DAVISS COUNTY | 137 | 91 | 9 466 | 8 758 | 580 |
| AUORAIN COUNTY | 328 | 236 | 34 296 | 32 080 | 2 839 | DE KALB COUNTY | 104 | 68 | 7 028 | 6 154 | 336 |
| MEXICO | 184 | 140 | 22 008 | 20 866 | 2 071 | CAMERON (PART) ⁴ | 7 | 5 | 956 | (0) | 46 |
| VANOALIA | 57 | 45 | 6 138 | 5 650 | 443 | REMAINDER OF COUNTY | 97 | 63 | 6 072 | (0) | 290 |
| REMAINDER OF COUNTY | 87 | 51 | 6 150 | 5 564 | 325 | DEW COUNTY | 163 | 91 | 8 509 | 7 353 | 602 |
| BARRY COUNTY | 335 | 183 | 24 319 | 20 819 | 1 657 | SALEM | 112 | 82 | 7 369 | 6 975 | 571 |
| MONETT (PART) ¹ | 122 | 78 | 11 165 | 10 381 | 870 | REMAINDER OF COUNTY | 51 | 9 | 1 140 | 378 | 31 |
| REMAINDER OF COUNTY | 213 | 105 | 13 154 | 10 438 | 787 | DOUGLAS COUNTY | 96 | 54 | 7 801 | 6 817 | 427 |
| BARTON COUNTY | 192 | 114 | 14 422 | 12 986 | 971 | DUNKLIN COUNTY | 561 | 373 | 37 612 | 34 264 | 3 042 |
| LAMAR | 89 | 61 | 7 689 | 7 235 | 521 | KENNETT | 189 | 141 | 17 045 | 16 161 | 1 467 |
| REMAINDER OF COUNTY | 103 | 53 | 6 733 | 5 751 | 450 | MALONE | 91 | 71 | 7 272 | 6 954 | 645 |
| BATES COUNTY | 235 | 141 | 16 548 | 14 434 | 1 333 | REMAINDER OF COUNTY | 281 | 161 | 13 295 | 11 149 | 930 |
| BUTLER | 96 | 70 | 10 182 | 9 428 | 976 | FRANKLIN COUNTY | 607 | 393 | 46 791 | 41 765 | 4 192 |
| REMAINDER OF COUNTY | 139 | 71 | 6 366 | 5 006 | 357 | SULLIVAN (PART) ⁵ | 75 | 57 | 6 610 | 6 278 | 542 |
| BENTON COUNTY | 155 | 77 | 7 052 | 5 470 | 459 | UNION | 75 | 65 | 6 385 | 5 985 | 577 |
| BOLLINGER COUNTY | 107 | 49 | 5 034 | 3 972 | 267 | WASHINGTON | 133 | 93 | 14 138 | 13 374 | 1 557 |
| BOONE COUNTY | 529 | 385 | 58 106 | 54 628 | 6 090 | REMAINDER OF COUNTY | 324 | 178 | 19 658 | 16 128 | 1 516 |
| COLUMBIA | 358 | 300 | 47 900 | 46 822 | 5 476 | GASCONAEO COUNTY | 248 | 146 | 14 758 | 12 366 | 977 |
| REMAINDER OF COUNTY | 171 | 85 | 10 206 | 7 806 | 614 | HERMANN | 76 | 58 | 4 857 | 4 513 | 361 |
| BUCHANAN COUNTY | 1 025 | 707 | 116 005 | 109 913 | 13 175 | REMAINDER OF COUNTY | 172 | 88 | 9 901 | 7 853 | 616 |
| ST JOSEPH | 920 | 664 | 111 770 | 106 702 | 12 920 | GENTRY COUNTY | 150 | 104 | 11 396 | 10 208 | 796 |
| REMAINDER OF COUNTY | 105 | 43 | 4 235 | 3 211 | 255 | GREENE COUNTY | 1 485 | 963 | 158 282 | 147 668 | 16 896 |
| BUTLER COUNTY | 463 | 275 | 33 937 | 30 329 | 2 884 | SPRINGFIELD | 1 227 | 843 | 143 761 | 135 883 | 15 936 |
| POPLAR BLUFF | 292 | 208 | 27 664 | 25 788 | 2 473 | REMAINDER OF COUNTY | 258 | 120 | 14 521 | 11 785 | 960 |
| REMAINDER OF COUNTY | 171 | 67 | 6 273 | 4 541 | 411 | GRUNDY COUNTY | 176 | 134 | 15 840 | 15 252 | 1 307 |
| CALOWELL COUNTY | 175 | 105 | 10 468 | 9 178 | 707 | TRENTON | 120 | 100 | 13 570 | 13 228 | 1 132 |
| CALLAWAY COUNTY | 228 | 152 | 19 013 | 16 879 | 1 634 | REMAINDER OF COUNTY | 56 | 34 | 2 270 | 2 024 | 175 |
| FULTON | 107 | 93 | 11 535 | 11 223 | 1 148 | HARRISON COUNTY | 181 | 125 | 14 944 | 13 902 | 1 020 |
| REMAINDER OF COUNTY | 121 | 59 | 7 478 | 5 656 | 486 | BETHANY | 78 | 60 | 7 672 | 7 310 | 599 |
| CAMOEN COUNTY | 183 | 95 | 7 435 | 6 077 | 512 | REMAINDER OF COUNTY | 103 | 65 | 7 272 | 6 592 | 421 |
| CAPE GIRAROEAO COUNTY | 540 | 364 | 50 087 | 46 799 | 4 949 | HENRY COUNTY | 296 | 180 | 22 381 | 19 609 | 1 718 |
| CAPE GIRAROEAO | 335 | 249 | 36 080 | 34 620 | 3 970 | CLINTON | 132 | 104 | 13 713 | 13 169 | 1 226 |
| JACKSON | 86 | 70 | 8 087 | 7 763 | 715 | REMAINDER OF COUNTY | 164 | 76 | 8 668 | 6 440 | 492 |
| REMAINDER OF COUNTY | 119 | 45 | 5 920 | 4 416 | 264 | HICKORY COUNTY | 65 | 25 | 1 979 | 1 265 | 66 |
| CARROLL COUNTY | 215 | 135 | 15 643 | 13 995 | 1 142 | HOLT COUNTY | 111 | 77 | 9 619 | 8 813 | 600 |
| CARROLLTON | 99 | 77 | 10 762 | 10 286 | 868 | HOWARD COUNTY | 133 | 99 | 9 554 | 8 662 | 683 |
| REMAINDER OF COUNTY | 116 | 58 | 4 881 | 3 709 | 274 | FAYETTE | 46 | 40 | 4 348 | 4 144 | 358 |
| CARTER COUNTY | 67 | 29 | 2 472 | 1 662 | 105 | REMAINDER OF COUNTY | 87 | 59 | 5 206 | 4 518 | 325 |
| CASS COUNTY | 304 | 212 | 25 149 | 23 205 | 1 915 | HOWELL COUNTY | 329 | 203 | 22 262 | 20 054 | 1 465 |
| HARRISONVILLE | 86 | 68 | 10 695 | 10 389 | 954 | WEST PLAINS | 155 | 107 | 12 685 | 11 839 | 850 |
| REMAINDER OF COUNTY | 218 | 144 | 14 454 | 12 816 | 961 | REMAINDER OF COUNTY | 174 | 96 | 9 577 | 8 215 | 615 |
| CEOAR COUNTY | 137 | 85 | 10 989 | 9 577 | 927 | IRON COUNTY | 105 | 53 | 4 949 | 3 981 | 412 |
| ELOORADO SPRINGS | 71 | 49 | 7 066 | 6 280 | 685 | JACKSON COUNTY | 5 630 | 4 068 | 1 022 922 | 993 282 | 127 605 |
| REMAINDER OF COUNTY | 66 | 36 | 3 923 | 3 297 | 242 | INOPEENCE | 541 | 379 | 68 133 | 64 539 | 6 962 |
| CHARITON COUNTY | 192 | 120 | 11 836 | 10 532 | 730 | KANSAS CITY (PART) ³ | 4 366 | 3 236 | 876 802 | 855 976 | 113 768 |
| CHRISTIAN COUNTY | 133 | 59 | 6 762 | 5 630 | 475 | LEES SUMMIT | 86 | 66 | 11 192 | 10 898 | 994 |
| CLARK COUNTY | 130 | 82 | 8 084 | 6 874 | 532 | REMAINDER OF COUNTY | 637 | 387 | 66 795 | 61 869 | 5 881 |
| CLAY COUNTY | 660 | 462 | 136 360 | 132 178 | 13 252 | JASPER COUNTY | 1 161 | 759 | 111 940 | 104 332 | 11 095 |
| EXCELSIOR SPRINGS (PART) ² | 97 | 77 | 9 496 | 8 980 | 866 | CARTHAGE | 192 | 132 | 17 963 | 16 729 | 1 573 |
| KANSAS CITY (PART) ³ | 153 | 99 | 12 926 | 11 686 | 1 589 | JOPLIN (PART) ⁶ | 599 | 427 | 73 260 | 70 304 | 8 221 |
| LIBERTY | 93 | 71 | 11 671 | 11 385 | 877 | WE88 CITY | 81 | 59 | 6 146 | 5 746 | 471 |
| NORTH KANSAS CITY | 146 | 128 | 89 028 | 88 750 | 9 029 | REMAINDER OF COUNTY | 289 | 141 | 14 571 | 11 553 | 830 |
| REMAINDER OF COUNTY | 171 | 87 | 13 239 | 11 377 | 891 | JEFFERSON COUNTY | 582 | 338 | 42 575 | 38 365 | 3 568 |
| CLINTON COUNTY | 208 | 118 | 14 511 | 12 555 | 1 018 | CRYSTAL CITY | 77 | 59 | 7 860 | 7 586 | 652 |
| CAMERON (PART) ⁴ | 87 | 55 | 8 385 | 7 721 | 611 | OE SOTO | 94 | 66 | 8 534 | 8 032 | 686 |
| REMAINDER OF COUNTY | 121 | 63 | 6 126 | 4 834 | 407 | FESTUS | 84 | 56 | 6 149 | 5 755 | 472 |
| COLE COUNTY | 442 | 318 | 45 816 | 43 498 | 4 768 | REMAINDER OF COUNTY | 327 | 157 | 20 032 | 16 992 | 1 458 |
| JEFFERSON CITY | 342 | 268 | 41 468 | 40 150 | 4 440 | JOHNSON COUNTY | 316 | 200 | 23 168 | 20 688 | 1 845 |
| REMAINDER OF COUNTY | 100 | 50 | 4 348 | 3 348 | 328 | WARRENSBURG | 128 | 110 | 13 146 | 12 898 | 1 182 |
| COOPER COUNTY | 198 | 140 | 16 855 | 15 799 | 1 510 | REMAINDER OF COUNTY | 188 | 90 | 10 022 | 7 790 | 663 |
| BOONVILLE | 119 | 97 | 13 372 | 12 988 | 1 303 | KNOX COUNTY | 106 | 58 | 6 983 | 5 667 | 355 |
| REMAINDER OF COUNTY | 79 | 43 | 3 483 | 2 811 | 207 | LACLEOE COUNTY | 277 | 151 | 19 970 | 17 460 | 1 598 |
| | | | | | | LEBANON | 197 | 127 | 16 882 | 15 566 | 1 436 |
| | | | | | | REMAINDER OF COUNTY | 80 | 24 | 3 088 | 1 894 | 162 |

Standard Notes: - Represents zero. (D) Withheld to avoid disclosure. (NA) Not available. (X) Not applicable.
¹Monett is in Barry and Lawrence Counties. ²Excelsior Springs is in Clay and Ray Counties. ³Kansas City is in Clay and Jackson Counties. ⁴Cameron is in Clinton and De Kalb Counties. ⁵Sullivan is in Crawford and Franklin Counties. ⁶Joplin is in Jasper and Newton Counties.

TABLE 9. Counties; Cities of 2,500 Inhabitants or More: 1958—Continued

| County and city | Establishments | | Sales | | Payroll, entire year (\$1,000) | County and city | Establishments | | Sales | | Payroll, entire year (\$1,000) |
|--|----------------|-----------------------|-------------------------------------|---------------------------------------|--------------------------------|---|----------------|-----------------------|-------------------------------------|---------------------------------------|--------------------------------|
| | Total (number) | With payroll (number) | Total, all establishments (\$1,000) | Establishments with payroll (\$1,000) | | | Total (number) | With payroll (number) | Total, all establishments (\$1,000) | Establishments with payroll (\$1,000) | |
| LAFAYETTE COUNTY | 374 | 258 | 30 203 | 27 979 | 2 379 | PHELPS COUNTY | 337 | 215 | 27 572 | 25 244 | 2 554 |
| HIGGINSVILLE | 76 | 58 | 7 387 | 7 079 | 659 | ROLLA | 179 | 143 | 20 244 | 19 372 | 1 950 |
| LEXINGTON | 100 | 78 | 10 320 | 10 006 | 942 | REMAINDER OF COUNTY | 158 | 72 | 7 328 | 5 872 | 604 |
| REMAINDER OF COUNTY | 198 | 122 | 12 496 | 10 894 | 778 | PIKE COUNTY | 258 | 170 | 19 654 | 18 004 | 1 510 |
| LAWRENCE COUNTY | 295 | 171 | 19 354 | 17 192 | 1 358 | LOUISIANA | 88 | 74 | 8 449 | 8 257 | 793 |
| AURORA | 76 | 56 | 7 698 | (0) | 533 | REMAINDER OF COUNTY | 170 | 96 | 11 205 | 9 747 | 717 |
| MONETT (PART) ¹ | 7 | 5 | 1 165 | (0) | 68 | PLATTE COUNTY | 192 | 126 | 21 365 | 19 895 | 1 689 |
| REMAINDER OF COUNTY | 212 | 110 | 10 491 | 8 723 | 757 | POLK COUNTY | 205 | 115 | 13 682 | 11 872 | 921 |
| LEWIS COUNTY | 177 | 95 | 11 352 | 9 922 | 865 | BOLIVAR | 79 | 59 | 8 876 | 8 496 | 650 |
| LINCOLN COUNTY | 223 | 129 | 15 410 | 13 846 | 1 122 | REMAINDER OF COUNTY | 126 | 56 | 4 806 | 3 376 | 271 |
| LINN COUNTY | 289 | 187 | 20 073 | 17 835 | 1 424 | PULASKI COUNTY | 245 | 159 | 15 830 | 14 086 | 1 183 |
| BROOKFIELD | 111 | 81 | 10 189 | 9 545 | 892 | PUTNAM COUNTY | 135 | 65 | 7 186 | 5 418 | 347 |
| MARCELINE | 54 | 36 | 3 642 | 3 278 | 892 | RALLS COUNTY | 99 | 47 | 5 557 | 4 571 | 316 |
| REMAINDER OF COUNTY | 124 | 70 | 6 242 | 5 012 | 286 | HANNIBAL (PART) ⁷ | 7 | 3 | 224 | 184 | 25 |
| LIVINGSTON COUNTY | 246 | 170 | 23 756 | 22 300 | 2 051 | REMAINDER OF COUNTY | 92 | 44 | 5 333 | 4 387 | 291 |
| CHILLICOTHE | 181 | 137 | 19 691 | 18 857 | 1 803 | RANDOLPH COUNTY | 324 | 216 | 29 719 | 27 569 | 2 659 |
| REMAINDER OF COUNTY | 65 | 33 | 4 065 | 3 443 | 248 | MOBERLY | 224 | 166 | 25 583 | 24 501 | 2 438 |
| MCOONALO COUNTY | 177 | 99 | 13 040 | 11 934 | 828 | REMAINDER OF COUNTY | 100 | 50 | 4 136 | 3 068 | 221 |
| MACON COUNTY | 254 | 156 | 18 662 | 16 778 | 1 205 | RAY COUNTY | 194 | 126 | 13 926 | 12 522 | 958 |
| MACON | 84 | 76 | 11 226 | 11 062 | 788 | EXCELSIOR SPRINGS (PART) ² | 3 | 1 | 50 | (0) | (0) |
| REMAINDER OF COUNTY | 170 | 80 | 7 436 | 5 716 | 417 | RICHMOND | 97 | 73 | 9 268 | 8 684 | 737 |
| MAISON COUNTY | 143 | 89 | 9 035 | 7 719 | 697 | REMAINDER OF COUNTY | 94 | 52 | 4 608 | (0) | (0) |
| FREDERICKTOWN | 88 | 64 | 6 423 | 5 843 | 540 | REYNOLDS COUNTY | 75 | 21 | 2 994 | 1 874 | 116 |
| REMAINDER OF COUNTY | 55 | 25 | 2 612 | 1 876 | 157 | RIPLEY COUNTY | 111 | 51 | 6 299 | 5 147 | 319 |
| MARIES COUNTY | 72 | 36 | 3 899 | 3 129 | 246 | ST CHARLES COUNTY | 433 | 291 | 44 305 | 41 491 | 4 084 |
| MARION COUNTY | 443 | 305 | 37 052 | 34 756 | 3 526 | ST CHARLES | 222 | 172 | 28 829 | 27 885 | 2 932 |
| HANNIBAL (PART) ⁷ | 318 | 220 | 26 779 | 25 155 | 2 718 | REMAINDER OF COUNTY | 211 | 119 | 15 476 | 13 606 | 1 152 |
| REMAINDER OF COUNTY | 125 | 85 | 10 273 | 9 601 | 808 | ST CLAIR COUNTY | 137 | 75 | 6 511 | 5 159 | 352 |
| MERCER COUNTY | 83 | 51 | 6 084 | 5 426 | 349 | ST FRANCOIS COUNTY | 427 | 287 | 34 596 | 32 392 | 3 109 |
| MILLER COUNTY | 215 | 123 | 14 746 | 12 546 | 936 | BONNE TERRE | 57 | 41 | 3 814 | 3 608 | 324 |
| ELDON | 85 | 63 | 8 363 | 7 871 | 583 | FARMINGTON | 88 | 74 | 9 196 | 8 910 | 861 |
| REMAINDER OF COUNTY | 130 | 60 | 6 383 | 4 675 | 353 | FLAT RIVER | 100 | 68 | 9 444 | 8 842 | 970 |
| MISSISSIPPI COUNTY | 252 | 148 | 19 261 | 17 373 | 1 432 | REMAINDER OF COUNTY | 182 | 104 | 12 142 | 11 032 | 954 |
| CHARLESTON | 119 | 71 | 11 009 | 10 151 | 911 | ST LOUIS COUNTY | 3 814 | 2 646 | 658 200 | 633 826 | 69 511 |
| EAST PRAIRIE | 66 | 42 | 5 231 | 4 805 | 369 | BERKELEY | 74 | 44 | 7 439 | 6 667 | 651 |
| REMAINDER OF COUNTY | 67 | 35 | 3 021 | 2 417 | 152 | BRECKENRIEGE HILLS | 20 | 20 | 5 430 | 5 430 | 492 |
| MONITEAU COUNTY | 158 | 104 | 10 108 | 9 150 | 724 | BRENTWOOD | 79 | 57 | 18 208 | 17 804 | 2 004 |
| CALIFORNIA | 78 | 56 | 4 663 | 4 271 | 385 | CLAYTON | 227 | 195 | 75 506 | 74 974 | 9 530 |
| REMAINDER OF COUNTY | 80 | 48 | 5 445 | 4 879 | 339 | FERGUSON | 102 | 74 | 22 052 | 21 464 | 2 070 |
| MONROE COUNTY | 142 | 100 | 12 274 | 11 396 | 813 | FLORISSANT | 114 | 86 | 17 493 | 17 001 | 1 632 |
| MONTGOMERY COUNTY | 170 | 116 | 13 291 | 12 257 | 841 | GLENOALE | 13 | 11 | 1 252 | (0) | 105 |
| MORGAN COUNTY | 157 | 91 | 9 570 | 8 032 | 700 | HILLSOALE | 7 | 5 | 659 | (0) | - |
| NEW MAORIO COUNTY | 356 | 204 | 21 221 | 17 785 | 1 556 | JENNINGS | 152 | 108 | 46 688 | 45 562 | 4 888 |
| NEW MAORIO | 52 | 34 | 4 780 | 4 350 | 403 | KINLOCH | 14 | 4 | 503 | (0) | (0) |
| PORTAGEVILLE | 56 | 44 | 6 269 | 5 897 | 508 | KIRKWOOD | 209 | 149 | 37 171 | 35 677 | 3 845 |
| SIKESTON (PART) ⁸ | 5 | 5 | 196 | 188 | 20 | LAOUE | 22 | 22 | 5 484 | 5 470 | 1 006 |
| REMAINDER OF COUNTY | 243 | 121 | 9 976 | 7 350 | 625 | MAPLEWOOD | 177 | 135 | 40 253 | 39 301 | 4 701 |
| NEWTON COUNTY | 380 | 228 | 27 825 | 24 671 | 2 017 | OVERLAND | 196 | 126 | 22 853 | 21 295 | 2 178 |
| JOPLIN (PART) ⁶ | 11 | 7 | 1 345 | 1 225 | 78 | PAGEOALE | 39 | 35 | 8 226 | 8 094 | 567 |
| NEOSHO | 157 | 129 | 16 303 | 15 755 | 1 485 | PINE LAWN | 71 | 43 | 9 595 | 8 985 | 960 |
| REMAINDER OF COUNTY | 212 | 92 | 10 177 | 7 691 | 454 | RICHMOND HEIGHTS | 88 | 66 | 32 033 | 31 455 | 3 441 |
| NOOAWAY COUNTY | 300 | 214 | 23 843 | 22 161 | 2 050 | ROCK HILL | 57 | 39 | 7 322 | 7 028 | 1 043 |
| MARYVILLE | 139 | 113 | 15 077 | 14 667 | 1 464 | ST ANN | 86 | 62 | 11 972 | 11 682 | 1 247 |
| REMAINDER OF COUNTY | 161 | 101 | 8 766 | 7 494 | 586 | SHREWSBURY | 10 | 8 | 1 175 | (0) | 93 |
| OREGON COUNTY | 127 | 65 | 7 674 | 6 442 | 454 | UNIVERSITY CITY | 365 | 191 | 37 302 | 33 894 | 3 896 |
| OSAGE COUNTY | 146 | 78 | 7 958 | 6 584 | 418 | VALLEY PARK | 34 | 26 | 2 461 | 2 291 | 235 |
| OZARK COUNTY | 97 | 45 | 5 002 | 3 700 | 247 | WEBSTER GROVES | 164 | 122 | 31 336 | 30 480 | 3 044 |
| PEMISCOT COUNTY | 392 | 232 | 23 856 | 20 530 | 1 884 | WELLSTON | 80 | 66 | 12 668 | 12 524 | 1 267 |
| CARUTHERSVILLE | 129 | 81 | 9 479 | 8 201 | 818 | REMAINDER OF COUNTY | 1 412 | 950 | 202 226 | 192 522 | 20 415 |
| HAYTI | 76 | 58 | 6 087 | 5 741 | 523 | ST LOUIS* | 9 894 | 6 264 | 1 168 036 | 1 094 790 | 162 740 |
| REMAINDER OF COUNTY | 187 | 93 | 8 290 | 6 588 | 543 | STE GENEVIEVE COUNTY | 147 | 95 | 9 594 | 8 378 | 770 |
| PERRY COUNTY | 202 | 118 | 14 450 | 12 922 | 1 233 | STE GENEVIEVE | 86 | 66 | 7 062 | 6 638 | 662 |
| PERRYVILLE | 122 | 86 | 11 128 | 10 398 | 1 029 | REMAINDER OF COUNTY | 61 | 29 | 2 532 | 1 740 | 108 |
| REMAINDER OF COUNTY | 80 | 32 | 3 322 | 2 524 | 204 | SALINE COUNTY | 339 | 227 | 28 596 | 25 824 | 2 318 |
| PETTIS COUNTY | 424 | 282 | 40 145 | 37 383 | 3 994 | MARSHALL | 164 | 118 | 17 693 | 16 203 | 1 593 |
| SEDALIA | 318 | 234 | 35 391 | 33 639 | 3 667 | SLATER | 43 | 37 | 3 345 | 3 345 | 274 |
| REMAINDER OF COUNTY | 106 | 48 | 4 754 | 3 744 | 327 | REMAINDER OF COUNTY | 132 | 72 | 7 456 | 6 276 | 451 |
| | | | | | | SCHUYLER COUNTY | 94 | 56 | 7 293 | 6 581 | 388 |
| | | | | | | SCOTLAND COUNTY | 93 | 61 | 7 179 | 6 533 | 443 |
| | | | | | | SCOTT COUNTY | 413 | 263 | 29 716 | 27 476 | 2 528 |
| | | | | | | CHAFFEE | 46 | 28 | 2 774 | 2 568 | 182 |
| | | | | | | SIKESTON (PART) ⁸ | 213 | 149 | 20 832 | 19 894 | 1 946 |
| | | | | | | REMAINDER OF COUNTY | 154 | 86 | 6 110 | 5 014 | 400 |

Standard Notes: — Represents zero. (D) Withheld to avoid disclosure. (NA) Not available. (X) Not applicable. ²Revised.
¹Independent city.
¹Monett is in Barry and Lawrence Counties. ²Excelsior Springs is in Clay and Ray Counties. ⁶Joplin is in Jasper and Newton Counties. ⁷Hannibal is in Marion and Ralls Counties. ⁸Sikeston is in New Madrid and Scott Counties.

TABLE 9. Counties; Cities of 2,500 Inhabitants or More: 1958—Continued

| County and city | Establishments | | Sales | | Payroll, entire year (\$1,000) | County and city | Establishments | | Sales | | Payroll, entire year (\$1,000) |
|-------------------------------|-------------------|--------------------------|--|--|-----------------------------------|-------------------------------|-------------------|--------------------------|--|--|-----------------------------------|
| | Total (number) | With payroll (number) | Total, all establishments (\$1,000) | Establishments with payroll (\$1,000) | | | Total (number) | With payroll (number) | Total, all establishments (\$1,000) | Establishments with payroll (\$1,000) | |
| SHANNON COUNTY | 60 | 28 | 2 490 | 2 102 | 185 | VERNON COUNTY | 238 | 166 | 17 292 | 15 782 | 1 465 |
| SHELBY COUNTY | 163 | 99 | 9 811 | 8 435 | 559 | NEVADA | 152 | 126 | 14 020 | 13 496 | 1 346 |
| STODDARD COUNTY | 402 | 232 | 23 345 | 19 797 | 1 528 | REMAINDER OF COUNTY | 86 | 40 | 3 272 | 2 286 | 119 |
| DEXTER | 129 | 97 | 9 684 | 9 152 | 834 | WARREN COUNTY | 115 | 75 | 8 695 | 7 867 | 636 |
| REMAINDER OF COUNTY | 273 | 135 | 13 661 | 10 645 | 694 | WASHINGTON COUNTY | 180 | 84 | 8 401 | 6 393 | 520 |
| STONE COUNTY | 131 | 49 | 9 746 | 7 776 | 305 | WAYNE COUNTY | 110 | 58 | 4 726 | 3 872 | 300 |
| SULLIVAN COUNTY | 130 | 78 | 7 394 | 6 430 | 456 | WEBSTER COUNTY | 168 | 94 | 9 827 | 8 533 | 608 |
| TANEY COUNTY | 217 | 107 | 10 101 | 7 955 | 708 | WORTH COUNTY | 79 | 55 | 5 925 | 5 333 | 399 |
| TEXAS COUNTY | 263 | 133 | 15 303 | 13 009 | 955 | WRIGHT COUNTY | 207 | 115 | 11 763 | 10 071 | 745 |
| | | | | | | MOUNTAIN GROVE | 74 | 56 | 6 217 | 5 971 | 439 |
| | | | | | | REMAINDER OF COUNTY | 133 | 59 | 5 546 | 4 100 | 306 |

Standard Notes: — Represents zero. (D) Withheld to avoid disclosure. (NA) Not available. (X) Not applicable.

TABLE 10. Standard Metropolitan Statistical Areas: 1958

[Data are based on 1964 SMSA definitions]

| SIC code | Kind of business | Establishments | | Sales | | Establishments | | Sales | |
|-----------|---|------------------------------|--------------------------|--|--|-------------------|--------------------------|--|--|
| | | Total (number) | With payroll (number) | Total, all establishments (\$1,000) | Establishments with payroll (\$1,000) | Total (number) | With payroll (number) | Total, all establishments (\$1,000) | Establishments with payroll (\$1,000) |
| | | KANSAS CITY, MO.-KANS., SMSA | | | | ST. JOSEPH SMSA | | | |
| | RETAIL TRADE, TOTAL | 9 120 | 6 408 | 1 486 724 | 1 434 278 | 1 025 | 707 | 116 005 | 109 913 |
| 52 | LUMBER, BLDG MATLS, HOME, FARM EQUIP. DEALERS | 511 | 361 | 85 473 | 82 469 | 56 | 42 | 8 708 | 8 424 |
| 53 PART* | GENERAL MERCHANDISE GROUP STORES* | 319 | 221 | 155 613 | 153 879 | 32 | 16 | 15 324 | 14 984 |
| 54 | FOOD STORES | 1 291 | 895 | 323 873 | 314 181 | 157 | 101 | 28 469 | 27 261 |
| 55 EX-554 | AUTOMOTIVE DEALERS | 537 | 397 | 232 166 | 227 522 | 63 | 35 | 17 018 | 16 348 |
| 55PT(554) | GASOLINE SERVICE STATIONS | 1 209 | 915 | 93 621 | 86 519 | 125 | 99 | 7 373 | 6 713 |
| 56 | APPAREL, ACCESSORY STORES | 559 | 481 | (D) | (D) | 61 | 57 | 8 365 | 8 287 |
| 57 | FURNITURE, HOME FURNISHINGS, EQUIPMENT STORES | 512 | 380 | 62 970 | 60 730 | 54 | 42 | 5 656 | 5 478 |
| 58 | EATING, DRINKING PLACES | 1 921 | 1 521 | 94 097 | 87 725 | 233 | 173 | 7 690 | 6 890 |
| 59PT(591) | DRUG STORES, PROPRIETARY STORES | 406 | 366 | 72 891 | 71 759 | 54 | 44 | 5 938 | 5 448 |
| 59 EX-591 | OTHER RETAIL STORES | 1 198 | 736 | 84 270 | 75 568 | 143 | 87 | 10 201 | 9 327 |
| 53 PART* | NONSTORE RETAILERS* | 657 | 135 | (0) | (0) | 47 | 11 | 1 263 | 753 |
| | | ST. LOUIS, MO.-ILL., SMSA | | | | SPRINGFIELD SMSA | | | |
| | RETAIL TRADE, TOTAL | 20 011 | 13 181 | 2 427 468 | 2 289 890 | 1 485 | 963 | 158 282 | 147 668 |
| 52 | LUMBER, BLDG MATLS, HOME, FARM EQUIP. DEALERS | 1 043 | 695 | 130 333 | 123 451 | 92 | 76 | 14 793 | 14 523 |
| 53 PART* | GENERAL MERCHANDISE GROUP STORES* | 589 | 399 | 340 906 | 336 514 | 66 | 44 | 22 460 | 22 126 |
| 54 | FOOD STORES | 4 147 | 2 351 | 629 207 | 584 799 | 223 | 109 | 30 495 | 27 411 |
| 55 EX-554 | AUTOMOTIVE DEALERS | 913 | 667 | 369 219 | 363 057 | 116 | 70 | 28 599 | 26 629 |
| 55PT(554) | GASOLINE SERVICE STATIONS | 2 181 | 1 615 | 180 852 | 165 612 | 235 | 147 | 12 429 | 10 461 |
| 56 | APPAREL, ACCESSORY STORES | 1 217 | 979 | 148 558 | 144 580 | 94 | 84 | 9 467 | 9 199 |
| 57 | FURNITURE, HOME FURNISHINGS, EQUIPMENT STORES | 1 021 | 715 | 123 699 | 118 507 | 95 | 61 | 8 409 | 7 969 |
| 58 | EATING, DRINKING PLACES | 4 718 | 3 384 | 195 927 | 174 117 | 235 | 193 | 8 033 | 7 607 |
| 59PT(591) | DRUG STORES, PROPRIETARY STORES | 690 | 632 | 90 874 | (0) | 46 | 38 | 7 642 | 7 564 |
| 59 EX-591 | OTHER RETAIL STORES | 2 397 | 1 455 | 167 894 | 151 082 | 194 | 130 | 14 489 | 13 487 |
| 53 PART* | NONSTORE RETAILERS* | 1 095 | 289 | 49 999 | (0) | 89 | 11 | 1 466 | 692 |

Standard Notes: - Represents zero. (D) Withheld to avoid disclosure. (NA) Not available. (X) Not applicable.
 *Nonstore retailers, part of SIC major group 53, are shown separately in this table.

TABLE 11. Counties With 500 Establishments or More: 1958

| SIC code | Kind of business | Establishments | | Sales | | Establishments | | Sales | |
|-------------------------------|---|----------------|-----------------------|-------------------------------------|---------------------------------------|----------------|-----------------------|-------------------------------------|---------------------------------------|
| | | Total (number) | With payroll (number) | Total, all establishments (\$1,000) | Establishments with payroll (\$1,000) | Total (number) | With payroll (number) | Total, all establishments (\$1,000) | Establishments with payroll (\$1,000) |
| BOONE COUNTY | | | | | | | | | |
| RETAIL TRADE, TOTAL | | 529 | 385 | 58 106 | 54 628 | 540 | 364 | 50 087 | 46 799 |
| 52 | LUMBER, BLDG MATLS, HOWE, FARM EQUIP. DEALERS | 33 | 29 | 5 406 | 5 260 | 44 | 34 | 6 133 | 5 979 |
| 53 PART* | GENERAL MERCHANDISE GROUP STORES* | 20 | 10 | 5 023 | 4 799 | 29 | 17 | 5 093 | 4 905 |
| 54 | FOOD STORES | 72 | 44 | 12 936 | 11 784 | 95 | 51 | 11 147 | 10 235 |
| 55 EX.554 | AUTOMOTIVE DEALERS | 36 | 30 | 10 498 | 10 464 | 25 | 25 | 7 086 | 7 086 |
| 55PT(554) | GASOLINE SERVICE STATIONS | 59 | 57 | 4 359 | (0) | 71 | 47 | 3 649 | 3 047 |
| 56 | APPAREL, ACCESSORY STORES | 35 | 31 | 4 639 | 4 529 | 29 | 27 | 3 512 | (0) |
| 57 | FURNITURE, HOME FURNISHINGS, EQUIPMENT STORES | 34 | 24 | 2 621 | 2 355 | 30 | 28 | 3 530 | (0) |
| 58 | EATING, DRINKING PLACES | 116 | 86 | 4 433 | 3 883 | 91 | 61 | 2 656 | 2 184 |
| 59PT(591) | DRUG STORES, PROPRIETARY STORES | 17 | 15 | 2 386 | (0) | 17 | 17 | 1 768 | 1 768 |
| 59 EX.591 | OTHER RETAIL STORES | 86 | 56 | 5 322 | 4 712 | 85 | 55 | 5 007 | 4 389 |
| 53 PART* | NONSTORE RETAILERS* | 21 | 3 | 4 483 | 241 | 24 | 2 | 506 | (0) |
| CAPE GIRARDEAU COUNTY | | | | | | | | | |
| RETAIL TRADE, TOTAL | | 660 | 462 | 136 360 | 132 178 | 561 | 373 | 37 612 | 34 264 |
| 52 | LUMBER, BLDG MATLS, HOWE, FARM EQUIP. DEALERS | 46 | 40 | 14 808 | 14 670 | 48 | 40 | 4 756 | 4 606 |
| 53 PART* | GENERAL MERCHANDISE GROUP STORES* | 16 | 10 | 3 315 | 3 183 | 27 | 23 | 2 512 | 2 408 |
| 54 | FOOD STORES | 63 | 43 | 21 623 | 20 919 | 129 | 57 | 8 890 | 7 310 |
| 55 EX.554 | AUTOMOTIVE DEALERS | 52 | 40 | 23 681 | 23 481 | 50 | 32 | 7 230 | 6 804 |
| 55PT(554) | GASOLINE SERVICE STATIONS | 99 | 67 | 9 020 | 8 068 | 73 | 57 | 4 360 | 3 964 |
| 56 | APPAREL, ACCESSORY STORES | 44 | 42 | 4 517 | (0) | 20 | 18 | 2 290 | (0) |
| 57 | FURNITURE, HOME FURNISHINGS, EQUIPMENT STORES | 40 | 30 | 2 970 | 2 782 | 40 | 24 | 1 717 | 1 487 |
| 58 | EATING, DRINKING PLACES | 139 | 103 | 5 968 | 5 354 | 77 | 55 | 1 380 | 1 154 |
| 59PT(591) | DRUG STORES, PROPRIETARY STORES | 31 | 25 | 6 201 | (0) | 15 | 13 | 890 | (0) |
| 59 EX.591 | OTHER RETAIL STORES | 79 | 49 | (0) | 4 170 | 68 | 54 | 3 517 | 3 421 |
| 53 PART* | NONSTORE RETAILERS* | 51 | 13 | (0) | (0) | 14 | ... | 70 | ... |
| CLAY COUNTY | | | | | | | | | |
| DUNKLIN COUNTY | | | | | | | | | |
| FRANKLIN COUNTY | | | | | | | | | |
| JACKSON COUNTY | | | | | | | | | |
| RETAIL TRADE, TOTAL | | 607 | 393 | 46 791 | 41 765 | 5 630 | 4 068 | 1 022 922 | 993 282 |
| 52 | LUMBER, BLDG MATLS, HOWE, FARM EQUIP. DEALERS | 56 | 40 | 5 341 | 4 885 | 267 | 177 | 42 326 | 40 446 |
| 53 PART* | GENERAL MERCHANDISE GROUP STORES* | 41 | 23 | 2 201 | 1 623 | 197 | 135 | 127 810 | 127 008 |
| 54 | FOOD STORES | 99 | 63 | 11 853 | 10 925 | 788 | 572 | 204 373 | 199 173 |
| 55 EX.554 | AUTOMOTIVE DEALERS | 38 | 30 | 6 754 | 6 612 | 330 | 240 | 145 588 | 142 178 |
| 55PT(554) | GASOLINE SERVICE STATIONS | 85 | 47 | 5 714 | 4 724 | 671 | 537 | 53 870 | 50 706 |
| 56 | APPAREL, ACCESSORY STORES | 26 | 26 | 2 089 | 2 089 | 378 | 320 | 76 269 | 75 309 |
| 57 | FURNITURE, HOME FURNISHINGS, EQUIPMENT STORES | 38 | 24 | 2 589 | 2 381 | 324 | 236 | 47 401 | 45 839 |
| 58 | EATING, DRINKING PLACES | 112 | 80 | 4 239 | 3 741 | 1 223 | 1 039 | 71 460 | 68 422 |
| 59PT(591) | DRUG STORES, PROPRIETARY STORES | 15 | 11 | 1 486 | (0) | 259 | 239 | 50 562 | 49 918 |
| 59 EX.591 | OTHER RETAIL STORES | 72 | 44 | 3 928 | 3 210 | 752 | 478 | 58 594 | 53 756 |
| 53 PART* | NONSTORE RETAILERS* | 25 | 5 | 5 597 | (0) | 441 | 95 | 144 669 | 140 527 |
| JASPER COUNTY | | | | | | | | | |
| JEFFERSON COUNTY | | | | | | | | | |
| RETAIL TRADE, TOTAL | | 1 161 | 759 | 111 940 | 104 332 | 582 | 338 | 42 575 | 38 365 |
| 52 | LUMBER, BLDG MATLS, HOWE, FARM EQUIP. DEALERS | 79 | 53 | 7 969 | 7 763 | 44 | 26 | 4 822 | 4 536 |
| 53 PART* | GENERAL MERCHANDISE GROUP STORES* | 42 | 30 | 14 683 | 14 201 | 28 | 12 | 2 385 | 2 035 |
| 54 | FOOD STORES | 191 | 89 | 24 023 | 21 405 | 98 | 62 | 14 237 | 13 395 |
| 55 EX.554 | AUTOMOTIVE DEALERS | 83 | 53 | 22 876 | 22 244 | 38 | 22 | 6 243 | 5 933 |
| 55PT(554) | GASOLINE SERVICE STATIONS | 203 | 139 | 9 667 | 8 225 | 88 | 58 | 5 110 | 4 368 |
| 56 | APPAREL, ACCESSORY STORES | 65 | 53 | 4 303 | 4 175 | 20 | 16 | 1 406 | 1 344 |
| 57 | FURNITURE, HOME FURNISHINGS, EQUIPMENT STORES | 55 | 43 | 4 322 | 4 164 | 22 | 18 | 1 330 | 1 270 |
| 58 | EATING, DRINKING PLACES | 200 | 154 | 6 462 | 6 000 | 134 | 72 | 3 179 | 2 339 |
| 59PT(591) | DRUG STORES, PROPRIETARY STORES | 36 | 34 | 4 111 | (0) | 11 | 11 | 962 | (0) |
| 59 EX.591 | OTHER RETAIL STORES | 160 | 100 | 12 247 | 11 251 | 66 | 38 | 2 524 | 2 102 |
| 53 PART* | NONSTORE RETAILERS* | 47 | 11 | 1 277 | (0) | 33 | 3 | 377 | (0) |
| ST. LOUIS COUNTY | | | | | | | | | |
| RETAIL TRADE, TOTAL | | 3 814 | 2 646 | 658 200 | 633 826 | | | | |
| 52 | LUMBER, BLDG MATLS, HOWE, FARM EQUIP. DEALERS | 238 | 178 | 37 031 | 35 469 | | | | |
| 53 PART* | GENERAL MERCHANDISE GROUP STORES* | 119 | 87 | 89 887 | 89 227 | | | | |
| 54 | FOOD STORES | 660 | 436 | 205 620 | 199 594 | | | | |
| 55 EX.554 | AUTOMOTIVE DEALERS | 169 | 131 | 102 223 | 101 305 | | | | |
| 55PT(554) | GASOLINE SERVICE STATIONS | 602 | 490 | 61 601 | 58 319 | | | | |
| 56 | APPAREL, ACCESSORY STORES | 278 | 216 | 29 753 | 28 797 | | | | |
| 57 | FURNITURE, HOME FURNISHINGS, EQUIPMENT STORES | 218 | 150 | 21 218 | 20 336 | | | | |
| 58 | EATING, DRINKING PLACES | 630 | 446 | 33 597 | 30 737 | | | | |
| 59PT(591) | DRUG STORES, PROPRIETARY STORES | 147 | 143 | 29 008 | 28 922 | | | | |
| 59 EX.591 | OTHER RETAIL STORES | 435 | 295 | 34 032 | 30 970 | | | | |
| 53 PART* | NONSTORE RETAILERS* | 318 | 74 | 14 230 | 10 150 | | | | |


Standard Notes: - Represents zero. (D) Withheld to avoid disclosure. (NA) Not available. (X) Not applicable.
 *Nonstore retailers, part of SIC major group 53, are shown separately in this table.

BUCHANAN COUNTY coextensive with St. Joseph SMSA, see Table 10.
 GREENE COUNTY coextensive with Springfield SMSA, see Table 10.

TABLE 12. Cities With 500 Establishments or More: 1958

| SIC code | Kind of business | Establishments | | Sales | | Establishments | | Sales | |
|--------------|---|----------------|-----------------------|-------------------------------------|---------------------------------------|----------------|-----------------------|-------------------------------------|---------------------------------------|
| | | Total (number) | With payroll (number) | Total, all establishments (\$1,000) | Establishments with payroll (\$1,000) | Total (number) | With payroll (number) | Total, all establishments (\$1,000) | Establishments with payroll (\$1,000) |
| INDEPENDENCE | | | | | | | | | |
| | RETAIL TRADE, TOTAL | 541 | 379 | 68 133 | 64 539 | 599 | 427 | 73 260 | 70 304 |
| 52 | LUMBER, BLDG MATLS, HDWE, FARM EQUIP, DEALERS | 38 | 24 | 3 261 | 2 735 | 33 | 23 | 4 291 | 4 213 |
| 53 PART* | GENERAL MERCHANDISE GROUP STORES* | 17 | 11 | 4 941 | 4 907 | 14 | 14 | 11 301 | 11 301 |
| 54 | FOOD STORES | 83 | 57 | 20 823 | 19 813 | 93 | 49 | 14 821 | 13 597 |
| 55 EX.554 | AUTOMOTIVE DEALERS | 33 | 29 | 15 364 | 15 110 | 43 | 33 | 17 225 | 16 995 |
| 55PT(554) | GASOLINE SERVICE STATIONS | 98 | 86 | 6 943 | 6 669 | 81 | 69 | 4 092 | 3 824 |
| 56 | APPAREL, ACCESSORY STORES | 24 | 20 | 2 147 | 2 095 | 44 | 38 | 3 325 | 3 293 |
| 57 | FURNITURE, HOME FURNISHINGS, EQUIPMENT STORES | 40 | 32 | 3 950 | 3 668 | 27 | 23 | 2 882 | 2 838 |
| 58 | EATING, DRINKING PLACES | 80 | 62 | 3 144 | 2 902 | 121 | 97 | 4 955 | 4 669 |
| 59PT(591) | DRUG STORES, PROPRIETARY STORES | 20 | 18 | 3 688 | (0) | 21 | 21 | 2 898 | 2 898 |
| 59 EX.591 | OTHER RETAIL STORES | 71 | 37 | 3 158 | 2 810 | 83 | 51 | 6 400 | 5 956 |
| 53 PART* | NONSTORE RETAILERS* | 37 | 3 | 714 | (0) | 39 | 9 | 1 070 | 720 |
| KANSAS CITY | | | | | | | | | |
| | RETAIL TRADE, TOTAL | 4 519 | 3 335 | 889 728 | 867 662 | 920 | 664 | 111 770 | 106 702 |
| 52 | LUMBER, BLDG MATLS, HDWE, FARM EQUIP, DEALERS | 193 | 127 | 34 208 | 33 168 | 53 | 41 | 8 682 | (0) |
| 53 PART* | GENERAL MERCHANDISE GROUP STORES* | 143 | 105 | 117 855 | 117 495 | 23 | 15 | 15 136 | (0) |
| 54 | FOOD STORES | 645 | 473 | 160 322 | 156 352 | 140 | 94 | 27 129 | 26 049 |
| 55 EX.554 | AUTOMOTIVE DEALERS | 267 | 189 | 120 408 | 117 690 | 61 | 35 | (0) | 16 348 |
| 55PT(554) | GASOLINE SERVICE STATIONS | 439 | 353 | 35 575 | 33 503 | 107 | 89 | 6 378 | 5 934 |
| 56 | APPAREL, ACCESSORY STORES | 331 | 285 | 72 827 | 72 047 | 60 | 56 | (0) | (0) |
| 57 | FURNITURE, HOME FURNISHINGS, EQUIPMENT STORES | 267 | 195 | 42 412 | 41 246 | 53 | 41 | (0) | (0) |
| 58 | EATING, DRINKING PLACES | 1 042 | 904 | 66 101 | 63 851 | 205 | 159 | 7 108 | 6 436 |
| 59PT(591) | DRUG STORES, PROPRIETARY STORES | 230 | 212 | 44 370 | 43 750 | 52 | 44 | (0) | 5 448 |
| 59 EX.591 | OTHER RETAIL STORES | 618 | 408 | 52 425 | 48 411 | 128 | 80 | 9 372 | 8 656 |
| 53 PART* | NONSTORE RETAILERS* | 344 | 84 | 143 225 | 140 149 | 38 | 10 | 1 081 | (0) |
| ST. LOUIS | | | | | | | | | |
| | RETAIL TRADE, TOTAL | 9 894 | 6 264 | 1 168 036 | 1 094 790 | 1 227 | 843 | 143 761 | 135 883 |
| 52 | LUMBER, BLDG MATLS, HDWE, FARM EQUIP, DEALERS | 353 | 207 | 39 917 | 37 127 | 84 | 68 | 13 946 | 13 676 |
| 53 PART* | GENERAL MERCHANDISE GROUP STORES* | 253 | 171 | 210 581 | 208 995 | 34 | 30 | 19 144 | 19 108 |
| 54 | FOOD STORES | 2 322 | 1 206 | 252 434 | 225 374 | 180 | 94 | 28 862 | 26 620 |
| 55 EX.554 | AUTOMOTIVE DEALERS | 370 | 256 | 170 855 | 167 853 | 105 | 67 | 27 396 | 25 572 |
| 55PT(554) | GASOLINE SERVICE STATIONS | 815 | 597 | 67 904 | 61 636 | 165 | 119 | 9 483 | 8 365 |
| 56 | APPAREL, ACCESSORY STORES | 623 | 491 | 86 207 | 83 925 | 90 | 82 | 9 249 | (0) |
| 57 | FURNITURE, HOME FURNISHINGS, EQUIPMENT STORES | 484 | 326 | 70 823 | 67 633 | 90 | 60 | 8 348 | (0) |
| 58 | EATING, DRINKING PLACES | 2 566 | 1 828 | 111 077 | 98 185 | 206 | 168 | 7 119 | 6 747 |
| 59PT(591) | DRUG STORES, PROPRIETARY STORES | 371 | 331 | 42 454 | 41 426 | 38 | 32 | 7 489 | 7 439 |
| 59 EX.591 | OTHER RETAIL STORES | 1 206 | 680 | 86 111 | 77 595 | 165 | 115 | 11 482 | 10 746 |
| 53 PART* | NONSTORE RETAILERS* | 531 | 171 | 29 673 | 25 041 | 70 | 8 | 1 243 | 631 |
| ST. JOSEPH | | | | | | | | | |
| | RETAIL TRADE, TOTAL | 920 | 664 | 111 770 | 106 702 | 920 | 664 | 111 770 | 106 702 |
| 52 | LUMBER, BLDG MATLS, HDWE, FARM EQUIP, DEALERS | 193 | 127 | 34 208 | 33 168 | 53 | 41 | 8 682 | (0) |
| 53 PART* | GENERAL MERCHANDISE GROUP STORES* | 143 | 105 | 117 855 | 117 495 | 23 | 15 | 15 136 | (0) |
| 54 | FOOD STORES | 645 | 473 | 160 322 | 156 352 | 140 | 94 | 27 129 | 26 049 |
| 55 EX.554 | AUTOMOTIVE DEALERS | 267 | 189 | 120 408 | 117 690 | 61 | 35 | (0) | 16 348 |
| 55PT(554) | GASOLINE SERVICE STATIONS | 439 | 353 | 35 575 | 33 503 | 107 | 89 | 6 378 | 5 934 |
| 56 | APPAREL, ACCESSORY STORES | 331 | 285 | 72 827 | 72 047 | 60 | 56 | (0) | (0) |
| 57 | FURNITURE, HOME FURNISHINGS, EQUIPMENT STORES | 267 | 195 | 42 412 | 41 246 | 53 | 41 | (0) | (0) |
| 58 | EATING, DRINKING PLACES | 1 042 | 904 | 66 101 | 63 851 | 205 | 159 | 7 108 | 6 436 |
| 59PT(591) | DRUG STORES, PROPRIETARY STORES | 230 | 212 | 44 370 | 43 750 | 52 | 44 | (0) | 5 448 |
| 59 EX.591 | OTHER RETAIL STORES | 618 | 408 | 52 425 | 48 411 | 128 | 80 | 9 372 | 8 656 |
| 53 PART* | NONSTORE RETAILERS* | 344 | 84 | 143 225 | 140 149 | 38 | 10 | 1 081 | (0) |
| SPRINGFIELD | | | | | | | | | |
| | RETAIL TRADE, TOTAL | 9 894 | 6 264 | 1 168 036 | 1 094 790 | 1 227 | 843 | 143 761 | 135 883 |
| 52 | LUMBER, BLDG MATLS, HDWE, FARM EQUIP, DEALERS | 353 | 207 | 39 917 | 37 127 | 84 | 68 | 13 946 | 13 676 |
| 53 PART* | GENERAL MERCHANDISE GROUP STORES* | 253 | 171 | 210 581 | 208 995 | 34 | 30 | 19 144 | 19 108 |
| 54 | FOOD STORES | 2 322 | 1 206 | 252 434 | 225 374 | 180 | 94 | 28 862 | 26 620 |
| 55 EX.554 | AUTOMOTIVE DEALERS | 370 | 256 | 170 855 | 167 853 | 105 | 67 | 27 396 | 25 572 |
| 55PT(554) | GASOLINE SERVICE STATIONS | 815 | 597 | 67 904 | 61 636 | 165 | 119 | 9 483 | 8 365 |
| 56 | APPAREL, ACCESSORY STORES | 623 | 491 | 86 207 | 83 925 | 90 | 82 | 9 249 | (0) |
| 57 | FURNITURE, HOME FURNISHINGS, EQUIPMENT STORES | 484 | 326 | 70 823 | 67 633 | 90 | 60 | 8 348 | (0) |
| 58 | EATING, DRINKING PLACES | 2 566 | 1 828 | 111 077 | 98 185 | 206 | 168 | 7 119 | 6 747 |
| 59PT(591) | DRUG STORES, PROPRIETARY STORES | 371 | 331 | 42 454 | 41 426 | 38 | 32 | 7 489 | 7 439 |
| 59 EX.591 | OTHER RETAIL STORES | 1 206 | 680 | 86 111 | 77 595 | 165 | 115 | 11 482 | 10 746 |
| 53 PART* | NONSTORE RETAILERS* | 531 | 171 | 29 673 | 25 041 | 70 | 8 | 1 243 | 631 |

Standard Notes: - Represents zero. (D) Withheld to avoid disclosure. (NA) Not available. (X) Not applicable.
 *Nonstore retailers, part of SIC major group 53, are shown separately in this table.




Montana

CONTENTS

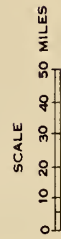
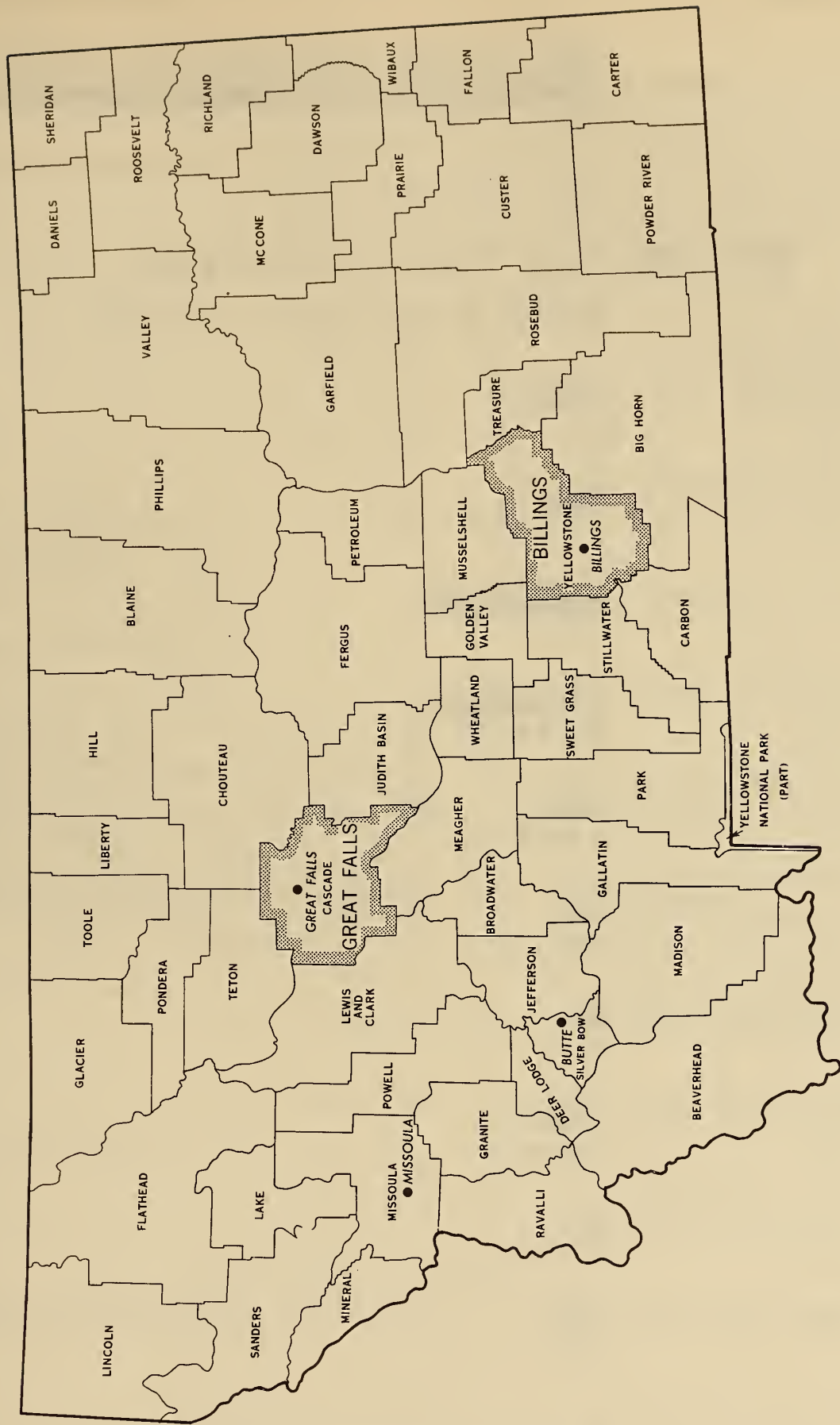
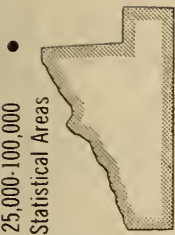
[Page numbers listed here omit the State prefix, 28-, which appears as part of number for each page.]

| | page |
|---|----------|
| State Map | 3 |
| Chart on Retail Sales: 1958 and 1963 | 4 |
| TABLE 1 The State: 1963 and 1958 | 5 |
| 2 The State: 1963 | 6 |
| 3 Counties; Cities of 2,500 Inhabitants or More: 1963 | 8 |
| 4 Standard Metropolitan Statistical Areas: 1963 | 12 |
| 5 Counties With 500 Establishments or More: 1963 | 16 |
| 6 Cities With 500 Establishments or More: 1963 | 17 |
| 7 In-Plant Food Contractors: 1963 | 19 |
| 8 Commissaries, Exchanges, and Eating and Drinking Places Operated for Military Personnel by the U.S. Department of Defense: 1963 | 19 |
| 9 Counties; Cities of 2,500 Inhabitants or More: 1958 | 20 |
| 10 Standard Metropolitan Statistical Areas: 1958 | — |
| 11 Counties With 500 Establishments or More: 1958 | 21 |
| 12 Cities With 500 Establishments or More: 1958 | 21 |



MONTANA

Incorporated places of 25,000-100,000
Standard Metropolitan Statistical Areas

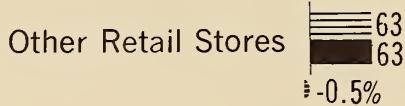
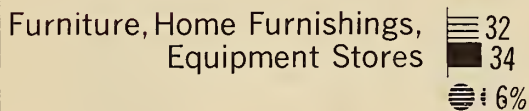
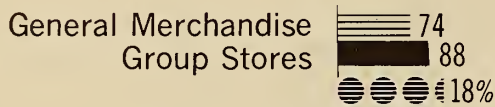
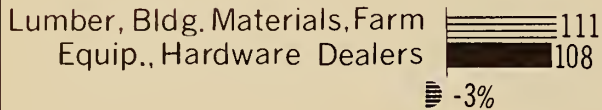




EACH SYMBOL = 5% CHANGE ●●● 12%

MONTANA Retail Trade: 1958 and 1963

SALES IN MILLIONS OF DOLLARS



1958 1963

TABLE 1. The State: 1963 and 1958

| SIC code | Kind of business | 1963 | | | | 1958 | | | |
|------------|---|-------------------|-----------------------------|--|--|-------------------|-----------------------------|--|--|
| | | Establishments | | Sales | | Establishments | | Sales | |
| | | Total (number) | With payroll (number) | Total, all establish- ments (\$1,000) | Establish- ments with payroll (\$1,000) | Total (number) | With payroll (number) | Total, all establish- ments (\$1,000) | Establish- ments with payroll (\$1,000) |
| | RETAIL TRADE, TOTAL | 7 797 | 5 933 | 965 734 | 926 942 | 8 261 | 6 043 | 862 577 | 816 151 |
| | LUMBER, BUILDING MATERIALS, HARDWARE, FARM EQUIPMENT DEALERS | | | | | | | | |
| 52 | TOTAL | 684 | 584 | 107 937 | 105 655 | 790 | 684 | 111 176 | 108 812 |
| 521 | LUMBER, AND OTHER BUILDING MATERIALS DEALERS | 215 | 181 | 32 067 | 31 587 | 243 | 221 | 33 880 | 33 436 |
| 522-524 | HEATING, PLUMBING, PAINT, ELECTRICAL STORES | 58 | 46 | 4 506 | (D) | 66 | 50 | 4 130 | 3 846 |
| 5251 | HARDWARE STORES | 201 | 167 | 21 235 | 20 309 | 237 | 181 | 22 999 | 21 645 |
| 5252 | FARM EQUIPMENT DEALERS | 210 | 190 | 50 129 | 49 545 | 244 | 232 | 50 167 | 49 885 |
| | GENERAL MERCHANDISE GROUP STORES* | | | | | | | | |
| 53 PART* | TOTAL | 317 | 285 | 87 635 | 86 379 | 397 | 275 | 74 418 | 71 842 |
| 531 | DEPARTMENT STORES | 24 | 24 | 38 503 | 38 503 | 17 | 17 | 31 243 | 31 243 |
| 533 | LIMITED PRICE VARIETY STORES | 86 | 80 | 16 052 | 16 014 | 77 | 63 | 10 280 | 9 994 |
| 539 | MISCELLANEOUS GENERAL MERCHANDISE STORES | 207 | 181 | 33 080 | 31 862 | 303 | 195 | 32 895 | 30 605 |
| | FOOD STORES | | | | | | | | |
| 54 | TOTAL | 993 | 657 | 210 378 | 200 312 | 1 175 | 761 | 191 866 | 179 882 |
| 541 | GROCERY STORES, INCLUDING DELICATESSENS | 839 | 555 | 203 144 | 193 932 | 979 | 649 | 179 584 | 169 500 |
| 542 | MEAT MARKETS, FISH (SEAFOOD) MARKETS | 47 | 27 | 3 538 | 3 092 | (1) | (1) | (1) | (1) |
| 543 | FRUIT STORES, VEGETABLE MARKETS | 2 | 2 | (D) | (D) | 13 | 3 | 664 | (D) |
| 544 | CANDY, NUT, CONFECTIONERY STORES | 31 | 21 | 320 | 698 | 28 | 14 | 452 | 314 |
| 545-549 | OTHER FOOD STORES | 74 | 52 | (D) | (D) | 93 | 55 | (D) | (D) |
| | AUTOMOTIVE DEALERS | | | | | | | | |
| 55 EX.554 | TOTAL | 485 | 401 | 198 218 | 195 870 | 485 | 407 | 162 835 | 160 529 |
| | GASOLINE SERVICE STATIONS | | | | | | | | |
| 55PT(554) | TOTAL | 1 075 | 863 | 83 955 | 77 655 | 1 048 | 754 | 69 319 | 61 673 |
| | APPAREL, ACCESSORY STORES | | | | | | | | |
| 56 | TOTAL | 450 | 378 | 48 433 | 46 941 | 428 | 358 | 42 899 | 41 521 |
| 561, 567 | MEN'S, BOYS' APPAREL STORES, CUSTOM TAILORS | 82 | 74 | 10 397 | 10 237 | 94 | 74 | 9 631 | 9 237 |
| 562-3, 568 | WOMEN'S CLOTHING, SPECIALTY STORES | 152 | 134 | 14 684 | 14 450 | 161 | 137 | 13 163 | 12 775 |
| 562 | WOMEN'S READY-TO-WEAR STORES | 119 | 109 | 12 062 | 11 896 | ** | 117 | ** | 11 133 |
| 563, 568 | WOMEN'S ACCESSORY, SPECIALTY STORES, FURRIERS | 33 | 25 | 2 622 | 2 554 | ** | 20 | ** | 1 642 |
| 565 | FAMILY CLOTHING STORES | 119 | 85 | 16 148 | 15 306 | ** | 77 | ** | 13 904 |
| 566 | SHOE STORES | 74 | 62 | 6 072 | 5 856 | 57 | 51 | 4 556 | 4 414 |
| 564, 569 | OTHER APPAREL, ACCESSORY STORES | 23 | 23 | 1 132 | 1 092 | 23 | 19 | 1 265 | 1 191 |
| | FURNITURE, HOME FURNISHINGS, EQUIPMENT STORES | | | | | | | | |
| 57 | TOTAL | 336 | 240 | 34 177 | 31 885 | 343 | 259 | 32 343 | 31 001 |
| 571 | FURNITURE, HOME FURNISHINGS STORES | 150 | 112 | 18 352 | 17 403 | 164 | 118 | 17 568 | 16 836 |
| 572, 573 | HOUSEHOLD APPLIANCE, RADIO, TELEVISION, MUSIC STORES | 186 | 128 | 15 825 | 14 483 | 179 | 141 | 14 775 | 14 165 |
| | EATING, DRINKING PLACES | | | | | | | | |
| 58 | TOTAL | 2 025 | 1 611 | 89 237 | 83 269 | 2 170 | 1 616 | 81 362 | 71 856 |
| 5812 | EATING PLACES | 1 063 | 903 | 49 831 | 48 319 | 1 095 | 881 | 40 626 | 38 110 |
| 5813 | DRINKING PLACES (ALCOHOLIC BEVERAGES) | 962 | 708 | 39 406 | 34 950 | 1 075 | 735 | 40 736 | 33 746 |
| | DRUG STORES, PROPRIETARY STORES | | | | | | | | |
| 59PT(591) | TOTAL | 260 | 240 | 31 803 | 31 111 | 261 | 235 | 27 419 | 26 799 |
| 591 | DRUG STORES | 244 | 224 | 30 754 | 30 062 | 243 | 221 | 28 381 | 25 801 |
| | PROPRIETARY STORES | 16 | 16 | 1 049 | 1 049 | 18 | 14 | 1 038 | 998 |
| | OTHER RETAIL STORES | | | | | | | | |
| 59 EX.591 | TOTAL | 901 | 621 | 63 101 | 59 259 | 968 | 652 | 63 419 | 58 709 |
| 592 | LIQUOR STORES | 160 | 148 | 21 408 | 21 152 | 216 | 182 | 18 277 | 17 747 |
| 593 | ANTIQUE STORES, SECONDHAND STORES | 63 | 29 | 1 528 | 1 148 | 55 | 17 | 972 | 554 |
| 594 | BOOK, STATIONERY STORES | 20 | 16 | 1 524 | 1 466 | 14 | 10 | 1 042 | 978 |
| 595 | SPORTING GOODS STORES, BICYCLE SHOPS | 81 | 35 | 4 033 | 3 487 | 70 | 34 | 3 752 | 2 824 |
| 596 | FARM, GARDEN SUPPLY STORES, INCLUDING FEED STORES | 86 | 62 | 12 521 | 11 981 | 97 | 79 | (D) | 16 764 |
| 597 | JEWELRY STORES | 85 | 59 | 3 936 | 3 562 | 107 | 73 | 4 120 | 3 668 |
| 598 | FUEL, ICE DEALERS | 78 | 66 | 6 057 | 5 943 | 82 | 66 | 8 061 | 7 837 |
| 599 | OTHER STORES | 328 | 206 | 12 094 | (D) | 327 | 191 | (D) | (D) |
| | NONSTORE RETAILERS* | | | | | | | | |
| 53 PART* | TOTAL | 271 | 53 | 10 860 | 8 606 | 196 | 42 | 5 521 | 3 527 |

Standard Notes: - Represents zero. (D) Withheld to avoid disclosure. (NA) Not available. (X) Not applicable.
 *Nonstore retailers, part of SIC major group 53, are shown separately in this table.
 **Data not provided because establishments with no payroll are classified only at the next broader kind-of-business level.
 †Comparable data not available because of change in kind-of-business definition.

TABLE 2. The State: 1963

| SIC code | Kind of business | Establishments | | Sales | | Payroll, entire year (\$1,000) | Payroll, workweek ended nearest Nov. 15 (dollars) | Paid employees, workweek ended nearest Nov. 15 (number) | Active proprietors of unincorporated businesses (number) |
|-----------|--|----------------|-----------------------|-------------------------------------|---------------------------------------|--------------------------------|---|---|--|
| | | Total (number) | With payroll (number) | Total, all establishments (\$1,000) | Establishments with payroll (\$1,000) | | | | |
| | RETAIL TRADE, TDOTAL | 7 797 | 5 933 | 965 734 | 926 942 | 108 384 | 2 234 334 | 31 493 | 7 195 |
| | LUMBER, BUILDING MATERIALS, HARDWARE, FARM EQUIPMENT DEALERS | | | | | | | | |
| 52 | TOTAL | 684 | 584 | 107 937 | 105 655 | 11 619 | 228 979 | 2 546 | 486 |
| 521 | LUMBER YARDS | 163 | 139 | 25 593 | 25 227 | 3 043 | 57 072 | 609 | 59 |
| | BUILDING MATERIALS DEALERS | 52 | 42 | 6 474 | 6 360 | 928 | 17 762 | 175 | 33 |
| 522 | HEATING, PLUMBING EQUIPMENT DEALERS | 19 | 17 | 1 085 | (D) | (D) | (D) | (D) | (D) |
| 523 | PAINT, GLASS, WALLPAPER STORES | 31 | 27 | 3 206 | 3 094 | 480 | 11 400 | 99 | 22 |
| 524 | ELECTRICAL SUPPLY STORES | 8 | 2 | 215 | (D) | (D) | (D) | (D) | (D) |
| 5251 | HARDWARE STORES | 201 | 167 | 21 235 | 20 309 | 2 319 | 48 141 | 630 | 198 |
| 5252 | FARM EQUIPMENT DEALERS | 21D | 190 | 50 129 | 49 545 | 4 655 | 90 121 | 98D | 147 |
| | GENERAL MERCHANDISE GROUP STORES* | | | | | | | | |
| 53 PART* | TOTAL | 317 | 285 | 87 635 | 86 379 | 12 199 | 243 317 | 3 927 | 222 |
| 531 | DEPARTMENT STORES | 24 | 24 | 38 503 | 38 503 | 6 154 | 123 170 | 1 864 | - |
| 533 | LIMITED PRICE VARIETY STORES | 86 | 80 | 16 052 | 16 014 | 2 554 | 50 775 | 984 | 53 |
| 539 | GENERAL MERCHANDISE STORES | 190 | 166 | 31 901 | 30 689 | 3 366 | 66 817 | 1 019 | 146 |
| | DRY GOODS STORES | 9 | 9 | 1 024 | 1 024 | 110 | 2 250 | 31 | 11 |
| | SEWING, NEEDLEWORK STORES | 8 | 6 | 155 | 149 | 15 | 305 | 9 | 12 |
| | FOOD STORES | | | | | | | | |
| 54 | TOTAL | 993 | 657 | 210 378 | 200 312 | 16 576 | 368 528 | 4 616 | 964 |
| 541 | GROCERY STORES, INCLUDING DELICATESSENS | 839 | 555 | 203 144 | 193 932 | 15 683 | 349 444 | 4 297 | 789 |
| 542 | MEAT MARKETS | 45 | 27 | 3 470 | 3 092 | 273 | 6 586 | 91 | 49 |
| | FISH (SEAFOOD) MARKETS | 2 | - | 68 | - | - | - | - | 2 |
| 543 | FRUIT STORES, VEGETABLE MARKETS | 2 | 2 | (0) | (0) | (D) | (D) | (D) | (0) |
| 544 | CANDY, NUT, CONFECTIONERY STORES | 31 | 21 | 820 | 698 | 100 | 1 832 | 40 | 34 |
| 545 | DAIRY PRODUCTS STORES | 13 | 11 | 837 | 763 | 75 | 1 333 | 26 | 16 |
| 546 | RETAIL BAKERIES | 52 | 38 | 1 784 | 1 642 | 421 | 8 860 | 155 | 63 |
| 5462 | RETAIL BAKERIES, MANUFACTURING | 47 | 35 | 1 685 | (0) | (0) | (0) | (0) | (0) |
| 5463 | RETAIL BAKERIES, NONMANUFACTURING | 5 | 3 | 99 | (D) | (D) | (D) | (D) | (D) |
| 549 | EGG AND POULTRY DEALERS | 4 | 2 | 133 | (0) | (0) | (0) | (0) | (0) |
| | OTHER | 5 | 1 | (0) | (0) | (D) | (0) | (0) | (0) |
| | AUTOMOTIVE DEALERS | | | | | | | | |
| 55 EX.554 | TOTAL | 485 | 401 | 198 218 | 195 870 | 20 019 | 399 475 | 4 091 | 330 |
| 551 | PASSENGER CAR DEALERS, FRANCHISEO | 271 | 267 | 169 615 | 169 377 | 17 032 | 337 402 | 3 463 | 149 |
| | DOMESTIC CAR DEALERS | 242 | 238 | 150 824 | 150 586 | 14 889 | 294 309 | 3 077 | 137 |
| | IMPORTED CAR DEALERS | 13 | 13 | 5 211 | 5 211 | 637 | 11 977 | 126 | 4 |
| | DOMESTIC AND IMPORTED CAR DEALERS | 16 | 16 | 13 580 | 13 580 | 1 506 | 31 116 | 260 | 8 |
| 552 | PASSENGER CAR DEALERS, NONFRANCHISED | 59 | 21 | 6 090 | 4 638 | 374 | 7 876 | 84 | 65 |
| 553 | TIRE, BATTERY, ACCESSORY DEALERS | 77 | 67 | 12 057 | 11 853 | 1 914 | 39 148 | 385 | 48 |
| | HOME AND AUTO SUPPLY STORES | 7 | 7 | 991 | 991 | 114 | 2 464 | 29 | 3 |
| 559 | MISCELLANEOUS AIRCRAFT, MARINE, AUTOMOTIVE DEALERS | 71 | 39 | 9 465 | 9 011 | 585 | 12 585 | 130 | 65 |
| | AIRCRAFT, BOAT, MOTORCYCLE DEALERS | 26 | 14 | 1 636 | 1 422 | 120 | 2 828 | 28 | 27 |
| | HOUSEHOLD TRAILER DEALERS | 29 | 21 | 6 854 | 6 708 | 377 | 8 227 | 80 | 24 |
| | OTHER AUTOMOTIVE DEALERS | 16 | 4 | 975 | 881 | 88 | 1 530 | 22 | 14 |
| | GASOLINE SERVICE STATIONS | | | | | | | | |
| 55PT(554) | TOTAL | 1 075 | 863 | 83 955 | 77 655 | 7 545 | 160 068 | 2 431 | 1 102 |
| | APPAREL, ACCESSORY STORES | | | | | | | | |
| 56 | TOTAL | 45D | 378 | 48 433 | 46 941 | 6 347 | 122 187 | 1 946 | 374 |
| 561,567 | MEN'S, BOYS' APPAREL STORES, CUSTOM TAILDRS | 82 | 74 | 1D 397 | 1D 237 | 1 464 | 28 111 | 359 | 75 |
| 561 | MEN'S, BOYS' CLOTHING AND FURNISHINGS STORES | 76 | 74 | 1D 361 | 1D 237 | 1 464 | 28 111 | 359 | 69 |
| 567 | CUSTOM TAILORS | 6 | - | 36 | - | - | - | - | 6 |
| 562-3,568 | WOMEN'S CLOTHING, SPECIALTY STORES | 152 | 134 | 14 684 | 14 450 | 2 134 | 4D 647 | 719 | 114 |
| 562 | WOMEN'S READY-TO-WEAR STORES | 119 | 109 | 12 062 | 11 896 | 1 755 | 34 288 | 598 | 93 |
| 563,568 | WOMEN'S ACCESSORY, SPECIALTY STORES, FURRIERS | 33 | 25 | 2 622 | 2 554 | 379 | 6 359 | 121 | 21 |
| 563 | MILLINERY STORES | 10 | 8 | 327 | (0) | (0) | (0) | (0) | (0) |
| | CORSET, LINGERIE STORES | 4 | 2 | 104 | (0) | (D) | (D) | (0) | (D) |
| | HOSIERY STORES | - | - | - | - | - | - | - | - |
| | APPAREL, ACCESSORY, OTHER SPECIALTY STORES | 10 | 10 | 875 | 875 | 115 | 2 319 | 56 | 5 |
| 568 | FURRIERS, FUR SHOPS | 9 | 5 | 1 316 | 1 274 | 196 | 2 742 | 39 | 9 |
| 565 | FAMILY CLOTHING STORES | 119 | 85 | 16 148 | 15 306 | 1 855 | 35 551 | 597 | 102 |
| 566 | SHOE STORES | 74 | 62 | 6 072 | 5 856 | 784 | 15 501 | 216 | 53 |
| | MEN'S SHOE STORES | 5 | 5 | (D) | (0) | (0) | (0) | (0) | (0) |
| | WOMEN'S SHOE STORES | 8 | 8 | 940 | 940 | 154 | 2 906 | 31 | 8 |
| | CHILDREN'S, JUVENILES' SHOE STORES | 1 | 1 | (0) | (0) | (D) | (0) | (D) | (D) |
| | FAMILY SHOE STORES | 60 | 48 | 4 765 | 4 549 | 589 | 11 842 | 174 | 40 |
| 564 | CHILDREN'S, INFANTS' WEAR STORES | 14 | 14 | 762 | 722 | 68 | 1 308 | 35 | 19 |
| 569 | MISCELLANEOUS APPAREL, ACCESSORY STORES | 9 | 9 | 370 | 370 | 42 | 1 069 | 2D | 11 |

Standard Notes: - Represents zero. (D) Withheld to avoid disclosure. (NA) Not available. (X) Not applicable.
 *Nonstore retailers, part of SIC major group 53, are shown separately in this table.

TABLE 2. The State: 1963—Continued

| SIC code | Kind of business | Establishments | | Sales | | Payroll, entire year (\$1,000) | Payroll, workweek ended nearest Nov. 15 (dollars) | Paid employees, workweek ended nearest Nov. 15 (number) | Active proprietors of unincorporated businesses (number) |
|---|---|----------------|-----------------------|-------------------------------------|---------------------------------------|--------------------------------|---|---|--|
| | | Total (number) | With payroll (number) | Total, all establishments (\$1,000) | Establishments with payroll (\$1,000) | | | | |
| FURNITURE, HOME FURNISHINGS, EQUIPMENT STORES | | | | | | | | | |
| 57 | TOTAL | 336 | 240 | 34 177 | 31 885 | 4 530 | 90 431 | 1 012 | 302 |
| 571 | FURNITURE, HOME FURNISHINGS STORES | 150 | 112 | 18 352 | 17 402 | 2 634 | 51 364 | 557 | 129 |
| 5712 | FURNITURE STORES | 100 | 78 | 14 192 | 13 400 | 1 953 | 38 904 | 410 | 80 |
| 5713 | FLOOR COVERING STORES | 22 | 18 | 2 657 | 2 611 | 436 | 7 506 | 79 | 18 |
| 5714 | DRAPERY, CURTAIN, UPHOLSTERY STORES | 12 | 8 | (0) | (0) | (0) | (0) | (0) | (0) |
| 5715 | CHINA, GLASSWARE, METALWARE STORES | 14 | 6 | 918 | 834 | 144 | 2 846 | 38 | 15 |
| 5719 | MISCELLANEOUS HOME FURNISHINGS STORES | 2 | 2 | (0) | (0) | (0) | (0) | (0) | (0) |
| 572 | HOUSEHOLD APPLIANCE STORES | 114 | 74 | 10 771 | 9 941 | 1 335 | 26 425 | 308 | 100 |
| 5732 | RADIO, TELEVISION STORES | 33 | 29 | 2 407 | 2 321 | 297 | 6 168 | 72 | 32 |
| 5733 | MUSIC STORES | 39 | 25 | 2 647 | 2 221 | 264 | 6 474 | 75 | 41 |
| | RECORD SHOPS | 8 | 8 | 349 | 349 | 26 | 732 | 15 | 9 |
| | MUSICAL INSTRUMENT STORES | 31 | 17 | 2 298 | 1 872 | 238 | 5 742 | 60 | 32 |
| EATING, DRINKING PLACES | | | | | | | | | |
| 58 | TOTAL | 2 025 | 1 611 | 89 237 | 83 269 | 18 378 | 391 288 | 7 755 | 2 202 |
| 5812 | EATING PLACES | 1 063 | 903 | 49 831 | 48 319 | 12 628 | 265 235 | 5 646 | 1 139 |
| | RESTAURANTS, LUNCHROOMS | 798 | 668 | 39 746 | 38 554 | 10 531 | 219 524 | 4 498 | 859 |
| | CAFETERIAS | 11 | 11 | 1 147 | 1 147 | 333 | 8 176 | 156 | 8 |
| | REFRESHMENT PLACES | 226 | 198 | 7 364 | 7 052 | 1 435 | 29 505 | 799 | 249 |
| | CATERERS | 28 | 26 | 1 574 | 1 566 | 329 | 8 030 | 193 | 23 |
| 5813 | DRINKING PLACES (ALCOHOLIC BEVERAGES) | 962 | 708 | 39 406 | 34 950 | 5 750 | 126 053 | 2 109 | 1 063 |
| DRUG STORES, PROPRIETARY STORES | | | | | | | | | |
| S9PT(S91) | TOTAL | 260 | 240 | 31 803 | 31 111 | 3 915 | 79 871 | 1 110 | 241 |
| S91 | DRUG STORES | 244 | 224 | 30 754 | 30 062 | 3 806 | 77 091 | 1 070 | 221 |
| | PROPRIETARY STORES | 16 | 16 | 1 049 | 1 049 | 109 | 2 780 | 40 | 20 |
| OTHER RETAIL STORES | | | | | | | | | |
| S9 EX.S91 | TOTAL | 901 | 621 | 63 101 | 59 259 | 6 215 | 130 294 | 1 761 | 718 |
| 592 | LIQUOR STORES | 160 | 148 | 21 408 | 21 152 | 1 181 | 25 820 | 373 | 36 |
| 593 | ANTIQUARIAN STORES, SECONOHANO STORES | 63 | 29 | 1 528 | 1 148 | 162 | 3 657 | 68 | 73 |
| 5932 | ANTIQUARIAN STORES | 5 | 1 | 78 | (0) | (0) | (0) | (0) | (0) |
| 5933 | SECONOHANO STORES | 58 | 28 | 1 450 | (0) | (0) | (0) | (0) | (0) |
| 594 | BOOK, STATIONERY STORES | 20 | 16 | 1 524 | 1 466 | 180 | 3 596 | 58 | 20 |
| 5942 | BOOK STORES | 12 | 8 | 973 | 915 | 100 | 1 988 | 35 | 12 |
| 5943 | STATIONERY STORES | 8 | 8 | 551 | 551 | 80 | 1 608 | 23 | 8 |
| 595 | SPORTING GOODS STORES, BICYCLE SHOPS | 81 | 35 | 4 033 | 3 487 | 424 | 8 507 | 108 | 81 |
| 5952 | SPORTING GOODS STORES | 80 | 34 | (0) | (0) | (0) | (0) | (0) | (0) |
| 5953 | BICYCLE SHOPS | 1 | 1 | (0) | (0) | (0) | (0) | (0) | (0) |
| 5962 | HAY, GRAIN, FEED STORES | 44 | 30 | 7 328 | 6 896 | 546 | 10 777 | 112 | 26 |
| 5969 | OTHER FARM SUPPLY STORES | 35 | 27 | 4 686 | 4 608 | 460 | 8 857 | 98 | 12 |
| | GARDEN SUPPLY STORES | 7 | 5 | 507 | 477 | 35 | 735 | 10 | 8 |
| 597 | JEWELRY STORES | 85 | 59 | 3 936 | 3 562 | 510 | 10 092 | 150 | 83 |
| 598 | FUEL, ICE DEALERS | 78 | 66 | 6 057 | 5 943 | 942 | 24 735 | 229 | 35 |
| 5982 | COAL AND WOOD DEALERS | 17 | 9 | (0) | (0) | (0) | (0) | (0) | (0) |
| | ICE DEALERS | 1 | 1 | (0) | (0) | (0) | (0) | (0) | (0) |
| 5983 | FUEL OIL DEALERS | 12 | 10 | 865 | 861 | 121 | 2 269 | 27 | 12 |
| 5984 | BOTTLED GAS DEALERS | 48 | 46 | 4 623 | 4 559 | 766 | 20 793 | 177 | 4 |
| 5992 | FLORISTS | 57 | 43 | 2 551 | 2 255 | 602 | 9 920 | 191 | 62 |
| 5993 | CIGAR STORES, STANOS | 14 | 8 | 387 | 327 | 37 | 799 | 18 | 19 |
| 5994 | NEWS DEALERS, NEWSSTANDS | 27 | 15 | 1 181 | 809 | 95 | 1 753 | 42 | 28 |
| 5996 | CAMERA, PHOTOGRAPHIC SUPPLY STORES | 9 | 7 | 1 253 | 1 247 | 193 | 4 165 | 44 | 6 |
| 5997 | GIFT, NOVELTY, SOUVENIR SHOPS | 66 | 44 | 1 647 | 1 401 | 187 | 3 528 | 75 | 65 |
| 5998 | OPTICAL GOODS STORES | 59 | 55 | 2 414 | 2 366 | 287 | 5 618 | 84 | 56 |
| 5999 | TYPEWRITER STORES | 5 | 5 | 580 | 580 | 89 | 2 067 | 20 | 8 |
| | LUGGAGE, LEATHER GOODS STORES | 8 | 2 | 129 | (0) | (0) | (0) | (0) | (0) |
| | HOBBY, TOY, GAME SHOPS | 11 | 7 | 641 | 497 | 53 | 1 483 | 28 | 12 |
| | RELIGIOUS GOODS STORES | 5 | 1 | 29 | (0) | (0) | (0) | (0) | (0) |
| | PET SHOPS | - | - | - | - | - | - | - | - |
| | OTHER | 67 | 19 | 1 282 | 942 | 212 | 3 738 | 47 | 77 |
| NONSTORE RETAILERS* | | | | | | | | | |
| 53 PART* | TOTAL | 271 | 53 | 10 860 | 8 606 | 1 041 | 19 896 | 298 | 254 |
| 532 | MAIL-ORDER HOUSES | 17 | 15 | 4 210 | (0) | (0) | (0) | (0) | (0) |
| 534 | MERCHANDISE VENDING MACHINE OPERATORS | 48 | 14 | 2 479 | (0) | (0) | (0) | (0) | (0) |
| 535 | DIRECT SELLING (HOUSE-TO-HOUSE) ORGANIZATIONS | 206 | 24 | 4 171 | 2 629 | 553 | 10 272 | 133 | 200 |

Standard Notes: - Represents zero. (D) Withheld to avoid disclosure. (NA) Not available. (X) Not applicable.
 *Nonstore retailers, part of SIC major group 53, are shown separately in this table.

Inhabitants or More: 1963

| Kind-of-business group - continued | | | | | | | | | | | | | | | | | | Line number |
|------------------------------------|--------------------|---------------------------|--------------------|------------------------------|--------------------|------------------------------|--------------------|---|--------------------|------------------------------|--------------------|---------------------------------|--------------------|------------------------------|--------------------|------------------------------|--------------------|-------------|
| Food stores | | Automotive dealers | | Gasoline service stations | | Apparel, accessory stores | | Furniture, home furnishings, equipment stores | | Eating, drinking places | | Drug stores, proprietary stores | | Other retail stores | | Nonstore retailers * | | |
| Estab-lish-ments (number) | Sales (\$1,000) | Estab-lish-ments (No.) | Sales (\$1,000) | Estab-lish-ments (number) | Sales (\$1,000) | Estab-lish-ments (number) | Sales (\$1,000) | Estab-lish-ments (number) | Sales (\$1,000) | Estab-lish-ments (number) | Sales (\$1,000) | Estab-lish-ments (No.) | Sales (\$1,000) | Estab-lish-ments (number) | Sales (\$1,000) | Estab-lish-ments (number) | Sales (\$1,000) | |
| 993 | 210 378 | 485 | 198 218 | 1 075 | 83 955 | 450 | 48 433 | 336 | 34 177 | 2 025 | 89 237 | 260 | 31 803 | 901 | 63 101 | 271 | 10 860 | 1 |
| 13 | 2 448 | 8 | 2 679 | 16 | 1 247 | 7 | 936 | 3 | (D) | 32 | 1 340 | 2 | (D) | 14 | 1 219 | 1 | (D) | 2 |
| 9 | 2 187 | 8 | 2 679 | 10 | 766 | 7 | 936 | 3 | (D) | 16 | 959 | 2 | (D) | 12 | (D) | 1 | (D) | 3 |
| 4 | 261 | - | - | 6 | 481 | - | - | - | - | 16 | 381 | - | - | 2 | (D) | - | - | 4 |
| 21 | 3 659 | 4 | 2 300 | 17 | 1 786 | 7 | 554 | 2 | (D) | 26 | 1 128 | 3 | 229 | 13 | (D) | 4 | 94 | 5 |
| 11 | 2 955 | 4 | 2 300 | 8 | 1 254 | 4 | 387 | 1 | (D) | 17 | 975 | 3 | 229 | 11 | 1 109 | 4 | 94 | 6 |
| 10 | 704 | - | - | 9 | 532 | 3 | 167 | 1 | (D) | 9 | 153 | - | - | 2 | (D) | - | - | 7 |
| 8 | 1 785 | 6 | 1 888 | 8 | 768 | 10 | 574 | 1 | (D) | 28 | 877 | 3 | 281 | 6 | 462 | 1 | (D) | 8 |
| 7 | 807 | 3 | 525 | 4 | 209 | 1 | (D) | 1 | (D) | 11 | 203 | 2 | (D) | 5 | 187 | - | - | 9 |
| 25 | 1 930 | 4 | 1 002 | 12 | 726 | 10 | 341 | 2 | (D) | 33 | 962 | 4 | 295 | 21 | (D) | - | - | 10 |
| 9 | 519 | 1 | (D) | 2 | (D) | 1 | (D) | - | - | 9 | 216 | 1 | (D) | 4 | 204 | 2 | (D) | 11 |
| 94 | 27 625 | 40 | 28 159 | 98 | 8 356 | 39 | 6 489 | 33 | 6 823 | 162 | 11 806 | 18 | 4 518 | 77 | 6 737 | 37 | 1 467 | 12 |
| 79 | 26 310 | 35 | 27 783 | 82 | 7 504 | 37 | (D) | 32 | (D) | 115 | 9 391 | 15 | 4 393 | 60 | 6 026 | 33 | 1 223 | 13 |
| 15 | 1 315 | 5 | 376 | 16 | 852 | 2 | (D) | 1 | (D) | 47 | 2 415 | 3 | 125 | 17 | 711 | 4 | 244 | 14 |
| 13 | 1 278 | 7 | 1 884 | 8 | 502 | 2 | (D) | - | - | 20 | 503 | 3 | 332 | 8 | 426 | - | - | 15 |
| 13 | 4 795 | 14 | 4 499 | 24 | 1 582 | 13 | 1 236 | 8 | 664 | 33 | 1 753 | 5 | 751 | 20 | (D) | 3 | (D) | 16 |
| 13 | 4 795 | 13 | (D) | 21 | 1 429 | 13 | 1 236 | 8 | 664 | 27 | 1 508 | 5 | 751 | 20 | 1 131 | 3 | (D) | 17 |
| - | - | 1 | (D) | 3 | 153 | - | - | - | - | 6 | 245 | - | - | - | (D) | - | - | 18 |
| 5 | 1 086 | 6 | 1 197 | 7 | 383 | 6 | 297 | 1 | (D) | 13 | 464 | 2 | (D) | 4 | 197 | - | - | 19 |
| 12 | 3 412 | 9 | 3 711 | 14 | 1 260 | 8 | 552 | 6 | 383 | 25 | 1 683 | 3 | 385 | 9 | 603 | 5 | 403 | 20 |
| 8 | 3 256 | 9 | 3 711 | 13 | (D) | 8 | 552 | 6 | 383 | 17 | 1 432 | 3 | 385 | 8 | (D) | 3 | (D) | 21 |
| 4 | 156 | - | - | 1 | (D) | - | - | - | - | 8 | 251 | - | - | 1 | (D) | 2 | (D) | 22 |
| 27 | 5 217 | 8 | 2 390 | 17 | 2 040 | 11 | 1 200 | 6 | 432 | 40 | 1 830 | 4 | 438 | 14 | (D) | 1 | (D) | 23 |
| 27 | 5 217 | 8 | 2 390 | 16 | (D) | 11 | 1 200 | 6 | 432 | 36 | 1 744 | 4 | 438 | 12 | 859 | 1 | (D) | 24 |
| - | - | - | - | 1 | (D) | - | - | - | - | 4 | 86 | - | - | 2 | (D) | - | - | 25 |
| 5 | 1 062 | 7 | 2 118 | 7 | 730 | 5 | 404 | 3 | 288 | 14 | 654 | 2 | (D) | 5 | (D) | - | - | 26 |
| 31 | 4 822 | 12 | 4 647 | 32 | 2 050 | 11 | 1 402 | 7 | 653 | 34 | 1 687 | 7 | 700 | 24 | 2 015 | 4 | 44 | 27 |
| 19 | 4 353 | 12 | 4 647 | 20 | 1 317 | 11 | (D) | 7 | 653 | 19 | 1 181 | 4 | 567 | 21 | 2 | 4 | 44 | 28 |
| 12 | 469 | - | - | 12 | 733 | - | (D) | - | - | 15 | 506 | 3 | 133 | 3 | (D) | - | - | 29 |
| 39 | 11 372 | 32 | 9 479 | 53 | 4 141 | 24 | 2 090 | 20 | 2 135 | 115 | 4 262 | 18 | 1 685 | 53 | 4 199 | 12 | 504 | 30 |
| 16 | 6 864 | 24 | 7 782 | 28 | 2 497 | 16 | 1 430 | 16 | 1 995 | 38 | 1 965 | 11 | 1 044 | 31 | 2 986 | 6 | 484 | 31 |
| 7 | 1 404 | 2 | (D) | 7 | 438 | 7 | (D) | 4 | 140 | 18 | 648 | 3 | 350 | 6 | 519 | - | - | 32 |
| 16 | 3 104 | 6 | (D) | 18 | 1 206 | 1 | (D) | - | - | 59 | 1 649 | 4 | 291 | 16 | 694 | 6 | 20 | 33 |
| 29 | 9 316 | 13 | 6 108 | 53 | 4 315 | 20 | 2 242 | 16 | 1 480 | 73 | 3 563 | 10 | 1 101 | 41 | 3 175 | 21 | 486 | 34 |
| 15 | 7 471 | 11 | (D) | 31 | 2 875 | 16 | 1 927 | 14 | (D) | 26 | 1 796 | 5 | 764 | 20 | 2 361 | 15 | 384 | 35 |
| 14 | 1 845 | 2 | (D) | 22 | 1 440 | 4 | 315 | 2 | (D) | 47 | 1 767 | 5 | 337 | 21 | 814 | 6 | 102 | 36 |
| 2 | (D) | 1 | (D) | 5 | 195 | - | - | - | - | 7 | 269 | 1 | (D) | 3 | 39 | - | - | 37 |
| 9 | 3 580 | 8 | 2 213 | 19 | 1 242 | 7 | 585 | 6 | 272 | 40 | 1 465 | 4 | 453 | 17 | 886 | 3 | 102 | 38 |
| 4 | 2 241 | 6 | (D) | 5 | 452 | 5 | (D) | 6 | 272 | 16 | 736 | 2 | (D) | 7 | 482 | 3 | 102 | 39 |
| 5 | 1 339 | 2 | (D) | 14 | 790 | 2 | (D) | - | - | 24 | 729 | 2 | (D) | 10 | 404 | - | - | 40 |
| 6 | 391 | - | - | 2 | (D) | - | - | - | - | 5 | 85 | - | - | 2 | (D) | - | - | 41 |
| 10 | 1 186 | 3 | 431 | 8 | 456 | 2 | (D) | - | - | 22 | 590 | 4 | 180 | 6 | 140 | - | - | 42 |
| 17 | 5 086 | 8 | 3 882 | 28 | 2 332 | 10 | 1 764 | 9 | 799 | 42 | 1 859 | 5 | 1 111 | 18 | 1 098 | 9 | 614 | 43 |
| 13 | 4 897 | 8 | 3 882 | 19 | 1 441 | 9 | (D) | 9 | 799 | 29 | 1 446 | 4 | (D) | 15 | 1 000 | 9 | 614 | 44 |
| 4 | 189 | - | - | 9 | 891 | 1 | (D) | - | - | 13 | 413 | 1 | (D) | 3 | 98 | - | - | 45 |
| 7 | 833 | 5 | 715 | 8 | 320 | - | - | 1 | (D) | 21 | 406 | 2 | (D) | 5 | 492 | 2 | (D) | 46 |
| 3 | 269 | 2 | (D) | 5 | 313 | 2 | (D) | 4 | 22 | 9 | 163 | 1 | (D) | 3 | (D) | - | - | 47 |
| 24 | 2 294 | 10 | 3 024 | 28 | 2 030 | 14 | 830 | 3 | 90 | 50 | 1 170 | 4 | 560 | 21 | 1 016 | - | - | 48 |
| 37 | 8 479 | 18 | 10 439 | 46 | 3 420 | 25 | 2 516 | 25 | 1 946 | 86 | 5 196 | 9 | 910 | 39 | 2 870 | 9 | 515 | 49 |
| 32 | 8 045 | 18 | 10 439 | 33 | 2 647 | 25 | 2 516 | 22 | 1 805 | 61 | 4 114 | 8 | (D) | 34 | (D) | 7 | (D) | 50 |
| 5 | 434 | - | - | 13 | 773 | - | - | 3 | 141 | 25 | 1 082 | 1 | (D) | 5 | (D) | 2 | (D) | 51 |
| 5 | 573 | 3 | (D) | 3 | 212 | 1 | (D) | - | - | 6 | 166 | 1 | (D) | 3 | 123 | 2 | (D) | 52 |
| 19 | 4 196 | 7 | 2 167 | 22 | 1 254 | 9 | 753 | 7 | 715 | 30 | 936 | 5 | 392 | 14 | 452 | 11 | 278 | 53 |
| 11 | 3 020 | 4 | 1 744 | 9 | 801 | 8 | (D) | 7 | 715 | 10 | 321 | 3 | (D) | 8 | 337 | 9 | (D) | 54 |
| 8 | 1 176 | 3 | 423 | 13 | 453 | 1 | (D) | - | - | 20 | 615 | 2 | (D) | 6 | 115 | 2 | (D) | 55 |
| 3 | 462 | 1 | (D) | 2 | (D) | - | - | 1 | (D) | 12 | 379 | 1 | (D) | 4 | 145 | - | - | 56 |
| 18 | 1 055 | 5 | 743 | 9 | 489 | 1 | (D) | - | - | 20 | 682 | 5 | 220 | 10 | 343 | - | - | 57 |
| 7 | 937 | 2 | (D) | 5 | 604 | 2 | (D) | - | - | 13 | 506 | 1 | (D) | 1 | (D) | - | - | 58 |
| 11 | 1 088 | 1 | (D) | 13 | 740 | 2 | (D) | - | - | 23 | 575 | 1 | (D) | 5 | (D) | 4 | 28 | 59 |
| 46 | 17 138 | 36 | 15 002 | 75 | 7 330 | 27 | 3 191 | 34 | 2 856 | 109 | 6 682 | 22 | 2 650 | 50 | 6 396 | 14 | 1 016 | 60 |
| 35 | 15 963 | 32 | 13 794 | 64 | 6 250 | 25 | (D) | 26 | 2 486 | 73 | 4 932 | 20 | (D) | 43 | 6 058 | 12 | (D) | 61 |
| 11 | 1 175 | 4 | 1 208 | 11 | 1 080 | 2 | (D) | 8 | 370 | 36 | 1 750 | 2 | (D) | 7 | 338 | 2 | (D) | 62 |

TABLE 3. Counties; Cities of 2,500

| Line number | County and city | Total | | | | | | | Kind-of-business group | | | | |
|-------------|-------------------------------|----------------|--------------|---------------------------|-----------------------------|----------------------|---|--|---|---|-----------|------------------------------------|-----------|
| | | Establishments | | Sales | | Payroll, entire year | Payroll, workweek ended nearest Nov. 15 | Paid employees, workweek ended nearest Nov. 15 | Active proprietors of unincorporated businesses | Lumber, building mats., hardware, farm equip. dealers | | General merchandise group stores * | |
| | | Total | With payroll | Total, all establishments | Establishments with payroll | | | | | Establishments | Sales | Establishments | Sales |
| | | (number) | (number) | (\$1,000) | (\$1,000) | (\$1,000) | (dollars) | (number) | (number) | (number) | (\$1,000) | (number) | (\$1,000) |
| 1 | MUSSELSHELL COUNTY | 68 | 52 | 5 433 | 5 151 | 502 | 11 174 | 165 | 71 | 8 | 920 | 2 | (0) |
| 2 | ROUNOUP | 52 | 40 | 4 868 | 4 630 | 450 | 9 786 | 135 | 51 | 6 | (0) | 2 | (0) |
| 3 | REMAINDER OF COUNTY | 16 | 12 | 565 | 521 | 52 | 1 388 | 30 | 20 | 2 | - | - | - |
| 4 | PARK COUNTY | 194 | 144 | 16 937 | 16 127 | 1 797 | 35 596 | 593 | 187 | 11 | 1 981 | 8 | 1 166 |
| 5 | LIVINGSTON | 131 | 103 | 14 752 | 14 142 | 1 599 | 31 600 | 508 | 128 | 9 | (0) | 3 | 804 |
| 6 | REMAINDER OF COUNTY | 63 | 41 | 2 185 | 1 985 | 198 | 3 996 | 85 | 59 | 2 | (0) | 5 | 362 |
| 7 | PETROLEUM COUNTY | 11 | 9 | 525 | 511 | 48 | 961 | 18 | 11 | 1 | (0) | - | - |
| 8 | PHILLIPS COUNTY | 103 | 67 | 8 521 | 7 563 | 794 | 16 621 | 244 | 103 | 9 | 1 792 | 11 | 932 |
| 9 | PONDERA COUNTY | 95 | 81 | 11 130 | 10 936 | 1 149 | 24 142 | 303 | 73 | 13 | 2 781 | 4 | 691 |
| 10 | CONRAO | 60 | 54 | 8 887 | 8 873 | 984 | 20 876 | 248 | 41 | 12 | (0) | 3 | (0) |
| 11 | REMAINDER OF COUNTY | 35 | 27 | 2 243 | 2 063 | 165 | 3 266 | 55 | 32 | 1 | (0) | 1 | (0) |
| 12 | POWDER RIVER COUNTY | 18 | 16 | 1 253 | 1 245 | 159 | 3 458 | 61 | 19 | 3 | 138 | 2 | (0) |
| 13 | POWELL COUNTY | 72 | 56 | 6 609 | 6 271 | 681 | 13 940 | 231 | 65 | 6 | 646 | 5 | 238 |
| 14 | OBER LOOGE | 51 | 45 | 5 498 | 5 424 | 573 | 11 897 | 188 | 46 | 6 | 646 | 2 | (0) |
| 15 | REMAINDER OF COUNTY | 21 | 11 | 1 111 | 847 | 108 | 2 043 | 43 | 19 | - | - | 3 | (0) |
| 16 | PRAIRIE COUNTY | 30 | 30 | 3 339 | 3 335 | 252 | 5 282 | 89 | 28 | 8 | 1 555 | - | - |
| 17 | RAVALLI COUNTY | 153 | 111 | 12 782 | 12 044 | 1 198 | 24 749 | 392 | 156 | 19 | 1 274 | 9 | 824 |
| 18 | RICHLAND COUNTY | 131 | 105 | 19 923 | 19 607 | 1 812 | 41 086 | 567 | 119 | 19 | 3 731 | 6 | 1 192 |
| 19 | SIONEY | 92 | 74 | 16 129 | 15 935 | 1 497 | 35 614 | 483 | 77 | 10 | 2 169 | 5 | (0) |
| 20 | REMAINDER OF COUNTY | 39 | 31 | 3 794 | 3 672 | 315 | 5 472 | 84 | 42 | 9 | 1 562 | 1 | (0) |
| 21 | ROOSEVELT COUNTY | 162 | 130 | 19 259 | 18 117 | 1 597 | 35 940 | 479 | 161 | 21 | 3 647 | 5 | 805 |
| 22 | WOLF POINT | 76 | 56 | 11 542 | 10 702 | 950 | 22 030 | 259 | 70 | 11 | 2 229 | 3 | (0) |
| 23 | REMAINDER OF COUNTY | 86 | 74 | 7 717 | 7 415 | 647 | 13 910 | 220 | 91 | 10 | 1 418 | 2 | (0) |
| 24 | ROSEBUO COUNTY | 77 | 59 | 6 533 | 6 127 | 547 | 10 993 | 184 | 80 | 9 | 832 | 5 | 689 |
| 25 | SANDERS COUNTY | 97 | 67 | 4 959 | 4 349 | 475 | 9 603 | 163 | 97 | 3 | 189 | 8 | 1 162 |
| 26 | SHERIDAN COUNTY | 94 | 74 | 10 128 | 9 568 | 867 | 17 235 | 287 | 95 | 17 | 2 761 | 5 | 445 |
| 27 | SILVER BOW COUNTY | 547 | 331 | 68 574 | 64 220 | 7 788 | 162 163 | 2 127 | 569 | 13 | 2 463 | 8 | 6 370 |
| 28 | BUTTE | 434 | 278 | 61 244 | 58 310 | 7 027 | 147 147 | 1 892 | 447 | 12 | (0) | 8 | 6 370 |
| 29 | REMAINDER OF COUNTY | 113 | 53 | 7 330 | 5 910 | 761 | 15 016 | 235 | 122 | 1 | (0) | - | - |
| 30 | STILLWATER COUNTY | 79 | 45 | 5 517 | 4 889 | 414 | 9 310 | 147 | 79 | 13 | 758 | 5 | 301 |
| 31 | SWEET GRASS COUNTY | 46 | 40 | 4 424 | 4 284 | 428 | 8 920 | 158 | 40 | 7 | 629 | 3 | 197 |
| 32 | TETON COUNTY | 80 | 72 | 7 744 | 7 662 | 699 | 16 552 | 242 | 69 | 12 | 1 470 | 2 | (0) |
| 33 | TOOLE COUNTY | 113 | 89 | 9 178 | 8 596 | 1 216 | 23 768 | 346 | 93 | 13 | 1 682 | 4 | 599 |
| 34 | SHELBY | 69 | 57 | 7 053 | 6 861 | 950 | 19 078 | 271 | 57 | 9 | 1 250 | 3 | (0) |
| 35 | REMAINDER OF COUNTY | 44 | 32 | 2 125 | 1 735 | 266 | 4 690 | 75 | 36 | 4 | 432 | 1 | (0) |
| 36 | TREASURE COUNTY | 18 | 10 | 1 273 | 1 055 | 114 | 2 397 | 35 | 17 | 4 | 517 | 3 | 145 |
| 37 | VALLEY COUNTY | 161 | 135 | 21 860 | 21 278 | 2 198 | 47 674 | 651 | 152 | 15 | 2 722 | 6 | 1 795 |
| 38 | GLASGOW | 101 | 97 | 19 584 | 19 324 | 1 994 | 43 406 | 569 | 92 | 11 | 2 419 | 4 | (0) |
| 39 | REMAINDER OF COUNTY | 60 | 38 | 2 276 | 1 954 | 204 | 4 268 | 82 | 60 | 4 | 303 | 2 | (0) |
| 40 | WHEATLAND COUNTY | 53 | 39 | 3 379 | 3 153 | 271 | 5 900 | 103 | 55 | 7 | 420 | 2 | (0) |
| 41 | WIBAUX COUNTY | 19 | 15 | 1 298 | 1 170 | 162 | 2 746 | 55 | 17 | 2 | (0) | - | - |
| 42 | YELLOWSTONE COUNTY | 814 | 620 | 133 614 | 130 184 | 16 370 | 340 405 | 4 594 | 688 | 50 | 10 125 | 18 | 14 175 |
| 43 | BILLINGS | 608 | 466 | 109 617 | 107 233 | 13 799 | 284 178 | 3 812 | 488 | 29 | 6 886 | 15 | 13 367 |
| 44 | LAUREL | 55 | 47 | 5 818 | 5 606 | 567 | 12 009 | 201 | 50 | 7 | 599 | 1 | (0) |
| 45 | REMAINDER OF COUNTY | 151 | 107 | 18 179 | 17 345 | 2 004 | 44 218 | 581 | 150 | 14 | 2 640 | 2 | (0) |

Standard Notes: - Represents zero. (D) Withheld to avoid disclosure. (NA) Not available. (X) Not applicable.
 *Nonstore retailers, part of SIC major group 53, are shown separately in this table.

Inhabitants or More: 1963—Continued

| Kind-of-business group — continued | | | | | | | | | | | | | | | | | | Line number |
|--------------------------------------|--------------------|-----------------------------------|--------------------|--------------------------------------|--------------------|--------------------------------------|--------------------|---|--------------------|--------------------------------------|--------------------|-----------------------------------|--------------------|--------------------------------------|--------------------|--------------------------------------|--------------------|-------------|
| Food stores | | Automotive dealers | | Gasoline service stations | | Apparel, accessory stores | | Furniture, home furnishings, equipment stores | | Eating, drinking places | | Drug stores, proprietary stores | | Other retail stores | | Nonstore retailers * | | |
| Estab- lish- ments (number) | Sales (\$1,000) | Estab- lish- ments (No.) | Sales (\$1,000) | Estab- lish- ments (number) | Sales (\$1,000) | Estab- lish- ments (number) | Sales (\$1,000) | Estab- lish- ments (number) | Sales (\$1,000) | Estab- lish- ments (number) | Sales (\$1,000) | Estab- lish- ments (No.) | Sales (\$1,000) | Estab- lish- ments (number) | Sales (\$1,000) | Estab- lish- ments (number) | Sales (\$1,000) | |
| 7 | 1 251 | 8 | 1 378 | 9 | 591 | 2 | (0) | 3 | 182 | 17 | 492 | 3 | (D) | 9 | 217 | - | - | 1 |
| 4 | 1 028 | 8 | 1 378 | 6 | 479 | 1 | (0) | 3 | 182 | 12 | 397 | 2 | (D) | 8 | (D) | - | - | 2 |
| 3 | 223 | - | - | 3 | 112 | 1 | (0) | - | - | 5 | 95 | 1 | (D) | 1 | (0) | - | - | 3 |
| 31 | 3 797 | 7 | 3 263 | 31 | 2 130 | 13 | 783 | 9 | 238 | 49 | 1 572 | 6 | 580 | 24 | 1 083 | 5 | 344 | 4 |
| 21 | 3 521 | 5 | (D) | 17 | 1 406 | 13 | 783 | 9 | 238 | 30 | 1 253 | 5 | (0) | 14 | 817 | 5 | (D) | 5 |
| 10 | 276 | 2 | (D) | 14 | 724 | - | - | - | - | 19 | 319 | 1 | (D) | 10 | 266 | - | (0) | 6 |
| 2 | (0) | - | - | 2 | (0) | - | - | - | - | 3 | 86 | - | - | 3 | 39 | - | - | 7 |
| 11 | 1 697 | 8 | 1 204 | 13 | 1 002 | 1 | (0) | 2 | (D) | 31 | 812 | 3 | (0) | 12 | 497 | 2 | (0) | 8 |
| 8 | 2 365 | 9 | 2 169 | 14 | 701 | 4 | 271 | 2 | (0) | 24 | 530 | 3 | 418 | 10 | (0) | 4 | 12 | 9 |
| 5 | 1 871 | 4 | 1 446 | 6 | 378 | 3 | (0) | 2 | (0) | 13 | 415 | 2 | (D) | 6 | 583 | 4 | 12 | 10 |
| 3 | 494 | 5 | 723 | 8 | 323 | 1 | (0) | - | - | 11 | 115 | 1 | (D) | 4 | (0) | - | - | 11 |
| 1 | (0) | 2 | (0) | 2 | (D) | 1 | (D) | - | - | 4 | 254 | 1 | (0) | 2 | (0) | - | - | 12 |
| 11 | 1 843 | 2 | (D) | 11 | 1 100 | 4 | 354 | - | - | 21 | 875 | 3 | 358 | 7 | (0) | 2 | (0) | 13 |
| 7 | 1 677 | 1 | (D) | 9 | (D) | 4 | 354 | - | - | 13 | 641 | 3 | 358 | 6 | 281 | - | - | 14 |
| 4 | 166 | 1 | (0) | 2 | (D) | - | - | - | - | 8 | 234 | - | - | 1 | (0) | 2 | (0) | 15 |
| 4 | 632 | 2 | (0) | 5 | 347 | - | - | - | - | 8 | 207 | 1 | (0) | 1 | (D) | 1 | (0) | 16 |
| 21 | 2 956 | 6 | 3 009 | 19 | 1 187 | 8 | 459 | 2 | (D) | 38 | 967 | 7 | 335 | 22 | 1 579 | 2 | (0) | 17 |
| 13 | 3 565 | 9 | 6 278 | 12 | 1 365 | 7 | 613 | 8 | 481 | 30 | 1 173 | 7 | 513 | 12 | 750 | 8 | 262 | 18 |
| 5 | 2 850 | 6 | 5 850 | 10 | (0) | 6 | (D) | 6 | (0) | 19 | 866 | 6 | (0) | 11 | (0) | 8 | 262 | 19 |
| 8 | 715 | 3 | 428 | 2 | (D) | 1 | (D) | 2 | (D) | 11 | 307 | 1 | (0) | 1 | (0) | - | - | 20 |
| 14 | 3 801 | 14 | 4 701 | 25 | 1 489 | 11 | 866 | 7 | 557 | 39 | 1 599 | 6 | 495 | 17 | 1 045 | 3 | 254 | 21 |
| 5 | 2 452 | 6 | 2 768 | 7 | 493 | 8 | (D) | 4 | 484 | 16 | 584 | 2 | (D) | 11 | 788 | 3 | 254 | 22 |
| 9 | 1 349 | 8 | 1 933 | 18 | 996 | 3 | (D) | 3 | 73 | 23 | 1 015 | 4 | (0) | 6 | 257 | - | - | 23 |
| 10 | 1 570 | 4 | 1 157 | 15 | 943 | 3 | (0) | 2 | (0) | 18 | 671 | 2 | (0) | 7 | 338 | 2 | (0) | 24 |
| 13 | 527 | 6 | 1 064 | 11 | 610 | 1 | (0) | - | - | 34 | 785 | 3 | 213 | 12 | 251 | 6 | (0) | 25 |
| 8 | 1 727 | 3 | 670 | 13 | 1 103 | 5 | 683 | 3 | (0) | 28 | 1 091 | 3 | (D) | 9 | 822 | - | - | 26 |
| 101 | 17 667 | 33 | 13 114 | 52 | 4 859 | 35 | 5 223 | 22 | 3 864 | 183 | 7 365 | 14 | 2 521 | 64 | 4 871 | 22 | 257 | 27 |
| 72 | 15 195 | 28 | 12 810 | 43 | 3 625 | 33 | (D) | 22 | 3 864 | 141 | 5 236 | 11 | 2 442 | 53 | 4 147 | 11 | 203 | 28 |
| 29 | 2 472 | 5 | 304 | 9 | 1 234 | 2 | (0) | - | - | 42 | 2 129 | 3 | 79 | 11 | 724 | 11 | 54 | 29 |
| 13 | 1 078 | 4 | 1 793 | 8 | 504 | 4 | 212 | 1 | (0) | 21 | 473 | 3 | 181 | 7 | (D) | - | - | 30 |
| 6 | 788 | 3 | 720 | 7 | 752 | 2 | (0) | 1 | (0) | 13 | 473 | 2 | (0) | 2 | (0) | - | - | 31 |
| 14 | 1 392 | 5 | 1 991 | 8 | 440 | 3 | 114 | 2 | (D) | 18 | 492 | 4 | 461 | 10 | 913 | 2 | (0) | 32 |
| 12 | 1 823 | 4 | 1 544 | 17 | 1 215 | 7 | 342 | 5 | 197 | 36 | 1 070 | 4 | 280 | 11 | 426 | - | - | 33 |
| 6 | 1 267 | 4 | 1 544 | 10 | 760 | 5 | (0) | 5 | 197 | 17 | 634 | 3 | (0) | 7 | (D) | - | - | 34 |
| 6 | 556 | - | - | 7 | 455 | 2 | (0) | - | - | 19 | 436 | 1 | (0) | 4 | (0) | - | - | 35 |
| 3 | 247 | 1 | (0) | 1 | (0) | - | - | - | - | 5 | 110 | 1 | (0) | - | - | - | - | 36 |
| 25 | 3 807 | 11 | 5 889 | 21 | 1 711 | 7 | 1 007 | 8 | 789 | 37 | 1 821 | 7 | 670 | 21 | 997 | 3 | 652 | 37 |
| 9 | 3 074 | 10 | (D) | 13 | 1 292 | 7 | 1 007 | 8 | 789 | 19 | 1 366 | 6 | (D) | 11 | 883 | 3 | 652 | 38 |
| 16 | 733 | 1 | (0) | 8 | 419 | - | - | - | - | 18 | 455 | 1 | (D) | 10 | 114 | - | - | 39 |
| 6 | 775 | 1 | (D) | 6 | 308 | 6 | 151 | 2 | (D) | 14 | 415 | 1 | (0) | 7 | 301 | 1 | (0) | 40 |
| 2 | (0) | 2 | (D) | 3 | 100 | 2 | (0) | - | - | 6 | 269 | 1 | (0) | 1 | (0) | - | - | 41 |
| 82 | 27 640 | 57 | 31 094 | 120 | 9 809 | 47 | 8 006 | 58 | 5 848 | 185 | 11 575 | 22 | 4 834 | 112 | 8 732 | 63 | 1 776 | 42 |
| 54 | 22 362 | 38 | 27 245 | 91 | 7 253 | 45 | 7 717 | 52 | 5 441 | 136 | 9 045 | 14 | 2 819 | 84 | 6 219 | 50 | 1 263 | 43 |
| 9 | 2 220 | 5 | 931 | 9 | 608 | 1 | (0) | 1 | (0) | 13 | 535 | 3 | (D) | 6 | 282 | - | - | 44 |
| 19 | 3 058 | 14 | 2 918 | 20 | 1 948 | 1 | (0) | 5 | (0) | 36 | 1 995 | 5 | (0) | 22 | 2 231 | 13 | 513 | 45 |

TABLE 4. Standard Metropolitan Statistical Areas: 1963

| SIC code | Standard metropolitan statistical area and kind of business | Establishments | | Sales | | Payroll, entire year (\$1,000) | Payroll, workweek ended nearest Nov. 15 (dollars) | Paid employees, workweek ended nearest Nov. 15 (number) | Active proprietors of unincorporated businesses (number) |
|--|--|----------------|-----------------------|-------------------------------------|---------------------------------------|--------------------------------|---|---|--|
| | | Total (number) | With payroll (number) | Total, all establishments (\$1,000) | Establishments with payroll (\$1,000) | | | | |
| Coextensive with Yellowstone County, Mont. | | | | | | | | | |
| BILLINGS SMSA | | | | | | | | | |
| | RETAIL TRADE, TOTAL | 814 | 620 | 133 614 | 130 184 | 16 370 | 340 405 | 4 594 | 688 |
| | LUMBER, BUILDING MATERIALS, HARDWARE, FARM EQUIPMENT DEALERS | | | | | | | | |
| 52 | TOTAL | 50 | 42 | 10 125 | 9 953 | 1 113 | 21 703 | 241 | 35 |
| 521 | LUMBER YARDS | 21 | 15 | 4 554 | 4 388 | 494 | 9 085 | 103 | 13 |
| | BUILDING MATERIALS DEALERS | 2 | 2 | (D) | (D) | (D) | (D) | (D) | (D) |
| 522 | HEATING, PLUMBING EQUIPMENT DEALERS | 1 | 1 | (D) | (D) | (D) | (D) | (D) | (D) |
| 523 | PAINT, GLASS, WALLPAPER STORES | 3 | 3 | (D) | (D) | (D) | (D) | (D) | (D) |
| 524 | ELECTRICAL SUPPLY STORES | - | - | - | - | - | - | - | - |
| 5251 | HARDWARE STORES | 12 | 12 | 2 009 | 2 009 | 217 | 4 563 | 58 | 11 |
| 5252 | FARM EQUIPMENT DEALERS | 11 | 9 | 3 024 | 3 018 | 333 | 6 436 | 67 | 5 |
| | GENERAL MERCHANDISE GROUP STORES* | | | | | | | | |
| 53 PART* | TOTAL | 18 | 18 | 14 175 | 14 175 | 2 171 | 41 424 | 685 | 11 |
| 531 | DEPARTMENT STORES | 5 | 5 | 10 486 | 10 486 | 1 634 | 31 646 | 495 | - |
| 533 | LIMITED PRICE VARIETY STORES | 5 | 5 | 2 169 | 2 169 | 375 | 6 764 | 138 | - |
| 539 | GENERAL MERCHANDISE STORES | 6 | 6 | 1 361 | 1 361 | 152 | 2 814 | 47 | 7 |
| | DRY GOODS STORES | 1 | 1 | (D) | (D) | (D) | (D) | (D) | (D) |
| | SEWING, NEEDLEWORK STORES | 1 | 1 | (D) | (D) | (D) | (D) | (D) | (D) |
| | FOOD STORES | | | | | | | | |
| 54 | TOTAL | 82 | 60 | 27 640 | 26 776 | 2 106 | 47 220 | 559 | 75 |
| 541 | GROCERY STORES, INCLUDING DELICATESSENS | 73 | 53 | 26 813 | 25 963 | 2 003 | 45 241 | 536 | 67 |
| 542 | MEAT MARKETS | 3 | 1 | 134 | (D) | (D) | (D) | (D) | (D) |
| | FISH (SEAFOOD) MARKETS | - | - | - | - | - | - | - | - |
| 543 | FRUIT STORES, VEGETABLE MARKETS | 1 | 1 | (D) | (D) | (D) | (D) | (D) | (D) |
| 544 | CANDY, NUT, CONFECTIONERY STORES | 2 | 2 | (D) | (D) | (D) | (D) | (D) | (D) |
| 545 | DAIRY PRODUCTS STORES | 2 | 2 | (D) | (D) | (D) | (D) | (D) | (D) |
| 546 | RETAIL BAKERIES | 1 | 1 | (D) | (D) | (D) | (D) | (D) | (D) |
| 5462 | RETAIL BAKERIES, MANUFACTURING | 1 | 1 | (D) | (D) | (D) | (D) | (D) | (D) |
| 5463 | RETAIL BAKERIES, NONMANUFACTURING | - | - | - | - | - | - | - | - |
| 549 | EGG AND POULTRY DEALERS | - | - | - | - | - | - | - | - |
| | OTHER | - | - | - | - | - | - | - | - |
| | AUTOMOTIVE DEALERS | | | | | | | | |
| 55 EX.554 | TOTAL | 57 | 43 | 31 094 | 30 844 | 3 428 | 73 780 | 669 | 31 |
| 551 | PASSENGER CAR DEALERS, FRANCHISED | 20 | 20 | 25 741 | 25 741 | 2 723 | 58 523 | 529 | 7 |
| | DOMESTIC CAR DEALERS | 13 | 13 | 17 894 | 17 894 | 1 797 | 38 470 | 363 | 6 |
| | IMPORTED CAR DEALERS | 2 | 2 | (D) | (D) | (D) | (D) | (D) | (D) |
| | DOMESTIC AND IMPORTED CAR DEALERS | 5 | 5 | (D) | (D) | (D) | (D) | (D) | (D) |
| 552 | PASSENGER CAR DEALERS, NONFRANCHISED | 9 | 3 | 277 | (D) | (D) | (D) | (D) | (D) |
| 553 | TIRE, BATTERY, ACCESSORY DEALERS | 13 | 11 | 2 894 | 2 864 | 515 | 10 683 | 98 | 5 |
| | HOME AND AUTO SUPPLY STORES | 1 | 1 | (D) | (D) | (D) | (D) | (D) | (D) |
| 559 | MISCELLANEOUS AIRCRAFT, MARINE, AUTOMOTIVE DEALERS | 14 | 8 | (D) | (D) | (D) | (D) | (D) | (D) |
| | AIRCRAFT, BOAT, MOTORCYCLE DEALERS | 3 | 3 | 601 | 601 | 60 | 1 773 | 13 | 2 |
| | HOUSEHOLD TRAILER DEALERS | 7 | 3 | 1 054 | 1 002 | 45 | 967 | 8 | 7 |
| | OTHER AUTOMOTIVE DEALERS | 4 | 2 | (D) | (D) | (D) | (D) | (D) | (D) |
| | GASOLINE SERVICE STATIONS | | | | | | | | |
| 55PT(554) | TOTAL | 120 | 104 | 9 809 | 9 321 | 951 | 21 510 | 302 | 116 |
| | APPAREL, ACCESSORY STORES | | | | | | | | |
| 56 | TOTAL | 47 | 45 | 8 006 | 8 000 | 1 268 | 24 161 | 365 | 30 |
| 561,567 | MEN'S, BOYS' APPAREL STORES, CUSTOM TAILORS | 12 | 12 | 2 612 | 2 612 | 409 | 7 930 | 90 | 10 |
| 561 | MEN'S, BOYS' CLOTHING AND FURNISHINGS STORES | 12 | 12 | 2 612 | 2 612 | 409 | 7 930 | 90 | 10 |
| 567 | CUSTOM TAILORS | - | - | - | - | - | - | - | - |
| 562-3,568 | WOMEN'S CLOTHING, SPECIALTY STORES | 18 | 16 | 3 327 | 3 321 | 555 | 10 316 | 177 | 9 |
| 562 | WOMEN'S READY-TO-WEAR STORES | 13 | 13 | 3 036 | 3 036 | 503 | 9 752 | 167 | 6 |
| 563,568 | WOMEN'S ACCESSORY, SPECIALTY STORES, FURRIERS | 5 | 3 | 291 | 285 | 52 | 564 | 10 | 3 |
| 563 | MILLINERY STORES | 1 | 1 | (D) | (D) | (D) | (D) | (D) | (D) |
| | CORSET, LINGERIE STORES | 3 | 1 | 61 | (D) | (D) | (D) | (D) | (D) |
| | HOSIERY STORES | - | - | - | - | - | - | - | - |
| | APPAREL, ACCESSORY, OTHER SPECIALTY STORES | - | - | - | - | - | - | - | - |
| 568 | FURRIERS, FUR SHOPS | 1 | 1 | (D) | (D) | (D) | (D) | (D) | (D) |
| 565 | FAMILY CLOTHING STORES | 3 | 3 | (D) | (D) | (D) | (D) | (D) | (D) |
| 566 | SHOE STORES | 12 | 12 | 1 122 | 1 122 | 141 | 3 013 | 40 | 5 |
| | MEN'S SHOE STORES | 3 | 3 | 187 | 187 | 22 | 411 | 5 | 3 |
| | WOMEN'S SHOE STORES | 1 | 1 | (D) | (D) | (D) | (D) | (D) | (D) |
| | CHILDREN'S, JUVENILES' SHOE STORES | 1 | 1 | (D) | (D) | (D) | (D) | (D) | (D) |
| | FAMILY SHOE STORES | 7 | 7 | 686 | 686 | 88 | 2 107 | 27 | 1 |
| 564 | CHILDREN'S, INFANTS' WEAR STORES | 1 | 1 | (D) | (D) | (D) | (D) | (D) | (D) |
| 569 | MISCELLANEOUS APPAREL, ACCESSORY STORES | 1 | 1 | (D) | (D) | (D) | (D) | (D) | (D) |

Standard Notes: - Represents zero. (D) Withheld to avoid disclosure. (NA) Not available. (X) Not applicable.
 *Nonstore retailers, part of SIC major group 53, are shown separately in this table.

TABLE 4. Standard Metropolitan Statistical Areas: 1963—Continued

| SIC code | Standard metropolitan statistical area and kind of business | Establishments | | Sales | | Payroll, entire year (\$1,000) | Payroll, workweek ended nearest Nov. 15 (dollars) | Paid employees, workweek ended nearest Nov. 15 (number) | Active proprietors of unincorporated businesses (number) |
|---|---|----------------|--------------|---------------------------|-----------------------------|-----------------------------------|--|--|---|
| | | Total | With payroll | Total, all establishments | Establishments with payroll | | | | |
| | | (number) | (number) | (\$1,000) | (\$1,000) | | | | |
| BILLINGS SMSA—Continued | | | | | | | | | |
| FURNITURE; HOME FURNISHINGS; EQUIPMENT STORES | | | | | | | | | |
| S7 | TOTAL | 58 | 38 | 5 848 | 5 SD4 | 868 | 16 585 | 19D | 38 |
| S71 | FURNITURE; HOME FURNISHINGS STORES | 28 | 18 | 3 203 | 3 115 | 528 | 9 774 | 116 | 14 |
| S712 | FURNITURE STORES | 16 | 12 | 2 D08 | 1 988 | 375 | 7 165 | 85 | 6 |
| S713 | FLOOR COVERING STORES | 3 | 5 | 1 104 | (D) | (D) | (D) | (D) | (D) |
| S714 | DRAPERY; CURTAIN; UPHOLSTERY STORES | 3 | 1 | 35 | (D) | (D) | (D) | (D) | (D) |
| S715 | CHINA; GLASSWARE; METALWARE STORES | 4 | — | 56 | — | — | — | — | 4 |
| S719 | MISCELLANEOUS HOME FURNISHINGS STORES | — | — | — | — | — | — | — | — |
| S72 | HOUSEHOLD APPLIANCE STORES | 17 | 11 | 1 326 | 1 262 | 177 | 3 705 | 41 | 14 |
| S72 | RADIO; TELEVISION STORES | 4 | 4 | 583 | 583 | 98 | 1 914 | 17 | 3 |
| S732 | MUSIC STORES | 9 | 5 | 736 | 544 | 65 | 1 192 | 16 | 7 |
| S733 | RECORD SHOPS | 2 | 2 | (D) | (D) | (D) | (D) | (D) | (D) |
| | MUSICAL INSTRUMENT STORES | 7 | 3 | (D) | (D) | (D) | (D) | (D) | (D) |
| EATING; DRINKING PLACES | | | | | | | | | |
| S8 | TOTAL | 185 | 155 | 11 575 | 11 073 | 2 640 | 55 298 | 1 106 | 185 |
| S812 | EATING PLACES | 120 | 98 | 7 559 | 7 237 | 1 912 | 39 663 | 871 | 121 |
| | RESTAURANTS; LUNCHROOMS | 85 | 67 | 5 910 | 5 654 | 1 619 | 31 926 | 642 | 85 |
| | CAFETERIAS | 3 | 3 | (D) | (D) | (D) | (D) | (D) | (D) |
| | REFRESHMENT PLACES | 27 | 23 | 1 014 | 948 | 160 | 3 807 | 118 | 30 |
| | CATERERS | 5 | 5 | (D) | (D) | (D) | (D) | (D) | (D) |
| S813 | DRINKING PLACES (ALCOHOLIC BEVERAGES) | 65 | 57 | 4 D16 | 3 836 | 728 | 15 635 | 235 | 64 |
| DRUG STORES; PROPRIETARY STORES | | | | | | | | | |
| S9PT(S91) | TOTAL | 22 | 22 | 4 834 | 4 834 | 556 | 11 146 | 142 | 21 |
| S91 | DRUG STORES | 22 | 22 | 4 834 | 4 834 | 556 | 11 146 | 142 | 21 |
| | PROPRIETARY STORES | — | — | — | — | — | — | — | — |
| OTHER RETAIL STORES | | | | | | | | | |
| S9 EX.S91 | TOTAL | 112 | 82 | 8 732 | 8 376 | 1 D88 | 24 217 | 286 | 85 |
| S92 | LIQUOR STORES | 8 | 8 | 1 966 | 1 966 | (D) | (D) | (D) | (D) |
| S932 | ANTIQUARIAN; SECONDHAND STORES | 16 | 8 | 488 | 356 | 61 | 1 359 | 20 | 16 |
| S932 | ANTIQUARIAN STORES | — | — | — | — | — | — | — | — |
| S933 | SECONDHAND STORES | 16 | 8 | 488 | 356 | 61 | 1 359 | 20 | 16 |
| S94 | BOOK; STATIONERY STORES | 4 | 4 | 198 | 198 | 21 | 333 | 6 | 4 |
| S942 | BOOK STORES | 2 | 2 | (D) | (D) | (D) | (D) | (D) | (D) |
| S943 | STATIONERY STORES | 2 | 2 | (D) | (D) | (D) | (D) | (D) | (D) |
| S95 | SPORTING GOODS STORES; BICYCLE SHOPS | 9 | 7 | 433 | 413 | 57 | 1 264 | 2D | 6 |
| S952 | SPORTING GOODS STORES | 9 | 7 | 382 | 362 | 51 | 1 040 | 16 | 6 |
| S953 | BICYCLE SHOPS | — | — | (D) | (D) | (D) | (D) | (D) | (D) |
| S962 | HAY; GRAIN; FEED STORES | 2 | — | 80 | — | (D) | (D) | (D) | 2 |
| S969 | OTHER FARM SUPPLY STORES | 6 | 6 | 1 449 | 1 449 | 143 | 3 012 | 25 | — |
| S97 | GARDEN SUPPLY STORES | 1 | 1 | (D) | (D) | (D) | (D) | (D) | (D) |
| S97 | JEWELRY STORES | 11 | 9 | 911 | 9D5 | 134 | 2 523 | 31 | 9 |
| S98 | FUEL; ICE DEALERS | 4 | 4 | (D) | (D) | (D) | (D) | (D) | (D) |
| S982 | COAL AND WOOD DEALERS | — | — | — | — | — | — | — | — |
| S983 | FUEL DEALERS | 1 | 1 | (D) | (D) | (D) | (D) | (D) | (D) |
| S984 | BOTTLED GAS DEALERS | 3 | 3 | (D) | (D) | (D) | (D) | (D) | (D) |
| S992 | FLOORISTS | 6 | 6 | 431 | 431 | 94 | 1 653 | 25 | 8 |
| S993 | CIGAR STORES; STANDS | 3 | 1 | 86 | (D) | (D) | (D) | (D) | (D) |
| S994 | NEWS DEALERS; NEWSSTANDS | 3 | 3 | 195 | 195 | 24 | 272 | 8 | 1 |
| S996 | CAMERA; PHOTOGRAPHIC SUPPLY STORES | 3 | 1 | 336 | (D) | (D) | (D) | (D) | (D) |
| S997 | GIFT; NOVELTY; SOUVENIR SHOPS | 1D | 6 | 432 | 4D2 | 61 | 528 | 16 | 7 |
| S998 | OPTICAL GOODS STORES | 8 | 8 | 380 | 38D | 83 | 1 597 | 18 | 4 |
| S999 | TYPEWRITER STORES | — | — | — | — | — | — | — | — |
| | LUGGAGE; LEATHER GOODS STORES | — | — | — | — | — | — | — | — |
| | HOBBY; TOY; GAME SHOPS | 4 | 4 | 334 | 334 | 38 | 1 149 | 23 | 5 |
| | RELIGIOUS GOODS STORES | — | — | — | — | — | — | — | — |
| | PET SHOPS | — | — | — | — | — | — | — | — |
| | OTHER | 14 | 6 | 314 | 28D | 81 | 1 216 | 16 | 14 |
| NONSTORE RETAILERS* | | | | | | | | | |
| S3 PART* | TOTAL | 63 | 11 | 1 776 | 1 328 | 181 | 3 361 | 49 | 61 |
| S32 | MAIL-ORDER HOUSES | 1 | 1 | (D) | (D) | (D) | (D) | (D) | (D) |
| S34 | MERCHANDISE VENDING MACHINE OPERATORS | 11 | 3 | (D) | (D) | (D) | (D) | (D) | (D) |
| S35 | DIRECT SELLING (HOUSE-TO-HOUSE) ORGANIZATIONS | 51 | 7 | 1 178 | 840 | 148 | 2 720 | 34 | 49 |

Standard Notes: — Represents zero. (D) Withheld to avoid disclosure. (NA) Not available. (X) Not applicable.

*Nonstore retailers, part of SIC major group 53, are shown separately in this table.

TABLE 4. Standard Metropolitan Statistical Areas: 1963—Continued

| SIC code | Standard metropolitan statistical area and kind of business | Establishments | | Sales | | Payroll, entire year (\$1,000) | Payroll, workweek ended nearest Nov. 15 (dollars) | Paid employees, workweek ended nearest Nov. 15 (number) | Active proprietors of unincorporated businesses (number) |
|-------------------------|---|--|--------------------------|--|--|-----------------------------------|--|--|---|
| | | Total (number) | With payroll (number) | Total, all establishments (\$1,000) | Establishments with payroll (\$1,000) | | | | |
| GREAT FALLS SMSA | | Coextensive with Cascade County, Mont. | | | | | | | |
| | RETAIL TRADE, TOTAL | 651 | 531 | 126 899 | 124 671 | 16 912 | 330 849 | 4 210 | 548 |
| | LUMBER, BUILDING MATERIALS, HARDWARE, FARM EQUIPMENT DEALERS | | | | | | | | |
| | TOTAL | 30 | 30 | 8 396 | 8 396 | 1 048 | 18 729 | 181 | 11 |
| 521 | LUMBER YARDS | 9 | 9 | 2 530 | 2 530 | 389 | 6 837 | 62 | - |
| | BUILDING MATERIALS DEALERS | 3 | 3 | (0) | (0) | (0) | (0) | (0) | (0) |
| 522 | HEATING, PLUMBING EQUIPMENT DEALERS | - | - | - | - | - | - | - | - |
| 523 | PAINT, GLASS, WALLPAPER STORES | 2 | 2 | (0) | (0) | (0) | (0) | (0) | (0) |
| 524 | ELECTRICAL SUPPLY STORES | - | - | - | - | - | - | - | - |
| 5251 | HARDWARE STORES | 4 | 4 | 920 | 920 | 116 | 2 246 | 26 | 4 |
| 5252 | FARM EQUIPMENT DEALERS | 12 | 12 | 4 456 | 4 456 | 472 | 8 456 | 81 | 2 |
| | GENERAL MERCHANDISE GROUP STORES* | | | | | | | | |
| | TOTAL | 23 | 23 | 16 523 | 16 523 | 2 659 | 51 773 | 713 | 9 |
| 53 PART* | DEPARTMENT STORES | 4 | 4 | 9 322 | 9 322 | 1 684 | 33 225 | 420 | - |
| 533 | LIMITED PRICE VARIETY STORES | 7 | 7 | (0) | (0) | (0) | (0) | (0) | (0) |
| 539 | GENERAL MERCHANDISE STORES | 11 | 11 | 4 291 | 4 291 | 497 | 9 132 | 127 | 5 |
| | DRY GOODS STORES | 1 | 1 | (0) | (0) | (0) | (0) | (0) | (0) |
| | SEWING, NEEDLEWORK STORES | - | - | - | - | - | - | - | - |
| | FOOD STORES | | | | | | | | |
| | TOTAL | 94 | 66 | 27 625 | 26 955 | 2 623 | 51 881 | 641 | 80 |
| 541 | GROCERY STORES, INCLUDING DELICATESSENS | 70 | 52 | 26 552 | 26 014 | 2 528 | 49 791 | 601 | 54 |
| 542 | MEAT MARKETS | 5 | 3 | 591 | 531 | 37 | 729 | 14 | 5 |
| | FISH (SEAFOOD) MARKETS | - | - | - | - | - | - | - | - |
| 543 | FRUIT STORES, VEGETABLE MARKETS | - | - | - | - | - | - | - | - |
| 544 | CANDY, NUT, CONFECTIONERY STORES | 8 | 4 | 86 | 40 | 7 | 166 | 5 | 10 |
| 545 | DAIRY PRODUCTS STORES | 3 | 3 | (0) | (0) | (0) | (0) | (0) | (0) |
| 546 | RETAIL BAKERIES | 4 | 2 | 94 | (0) | (0) | (0) | (0) | (0) |
| 5462 | RETAIL BAKERIES, MANUFACTURING | 3 | 1 | (0) | (0) | (0) | (0) | (0) | (0) |
| 5463 | RETAIL BAKERIES, NONMANUFACTURING | 1 | 1 | (0) | (0) | (0) | (0) | (0) | (0) |
| 549 | EGG AND POULTRY DEALERS | 1 | 1 | (0) | (0) | (0) | (0) | (0) | (0) |
| | OTHER | 3 | 1 | 48 | (0) | (0) | (0) | (0) | (0) |
| | AUTOMOTIVE DEALERS | | | | | | | | |
| | TOTAL | 40 | 34 | 28 159 | 28 091 | 3 124 | 59 039 | 508 | 22 |
| 55 EX. 554 | PASSENGER CAR DEALERS, FRANCHISED | 16 | 16 | 23 835 | 23 835 | 2 628 | 48 744 | 409 | 1 |
| 551 | DOMESTIC CAR DEALERS | 11 | 11 | 19 219 | 19 219 | 2 033 | 38 005 | 325 | 1 |
| | IMPORTED CAR DEALERS | 2 | 2 | (0) | (0) | (0) | (0) | (0) | (0) |
| | DOMESTIC AND IMPORTED CAR DEALERS | 3 | 3 | (0) | (0) | (0) | (0) | (0) | (0) |
| 552 | PASSENGER CAR DEALERS, NONFRANCHISED | 5 | 3 | 271 | (0) | (0) | (0) | (0) | (0) |
| 553 | TIRE, BATTERY, ACCESSORY DEALERS | 6 | 6 | 2 102 | 2 102 | 329 | 6 850 | 60 | 4 |
| | HOME AND AUTO SUPPLY STORES | - | - | 39 | 39 | 2 | 80 | 1 | - |
| 559 | MISCELLANEOUS AIRCRAFT, MARINE, AUTOMOTIVE DEALERS | 13 | 9 | 1 912 | (0) | (0) | (0) | (0) | (0) |
| | AIRCRAFT, BOAT, MOTORCYCLE DEALERS | 6 | 4 | 391 | 381 | 31 | 554 | 6 | 5 |
| | HOUSEHOLD TRAILER DEALERS | 3 | 3 | 765 | 765 | 49 | 993 | 8 | 2 |
| | OTHER AUTOMOTIVE DEALERS | 4 | 2 | 756 | (0) | (0) | (0) | (0) | (0) |
| | GASOLINE SERVICE STATIONS | | | | | | | | |
| 55PT(554) | TOTAL | 98 | 80 | 8 356 | 7 772 | 755 | 17 092 | 268 | 105 |
| | APPAREL, ACCESSORY STORES | | | | | | | | |
| | TOTAL | 39 | 37 | 6 489 | 6 483 | 1 103 | 20 503 | 278 | 20 |
| 561, 567 | MEN'S, BOYS' APPAREL STORES, CUSTOM TAILORS | 9 | 7 | 1 336 | 1 330 | 209 | 4 451 | 55 | 8 |
| 561 | MEN'S, BOYS' CLOTHING AND FURNISHINGS STORES | 7 | 7 | 1 330 | 1 330 | 209 | 4 451 | 55 | 6 |
| 567 | CUSTOM TAILORS | 2 | - | 6 | - | - | - | - | 2 |
| 562-3, 568 | WOMEN'S CLOTHING, SPECIALTY STORES | 16 | 16 | 3 414 | 3 414 | 595 | 10 510 | 155 | 5 |
| 562 | WOMEN'S READY-TO-WEAR STORES | 13 | 13 | 2 387 | 2 387 | 430 | 7 936 | 118 | 5 |
| 563, 568 | WOMEN'S ACCESSORY, SPECIALTY STORES, FURRIERS | 3 | 3 | (0) | (0) | (0) | (0) | (0) | (0) |
| 563 | MILLINERY STORES | 2 | 2 | (0) | (0) | (0) | (0) | (0) | (0) |
| | CORSET, LINGERIE STORES | - | - | - | - | - | - | - | - |
| | Hosiery STORES | - | - | - | - | - | - | - | - |
| | APPAREL, ACCESSORY, OTHER SPECIALTY STORES | - | - | - | - | - | - | - | - |
| 568 | FURRIERS, FUR SHOPS | 1 | 1 | (0) | (0) | (0) | (0) | (0) | (0) |
| 565 | FAMILY CLOTHING STORES | 1 | 1 | (0) | (0) | (0) | (0) | (0) | (0) |
| 566 | SHOE STORES | 10 | 10 | 1 287 | 1 287 | 222 | 4 295 | 49 | 3 |
| | MEN'S SHOE STORES | 1 | 1 | (0) | (0) | (0) | (0) | (0) | (0) |
| | WOMEN'S SHOE STORES | 1 | 1 | (0) | (0) | (0) | (0) | (0) | (0) |
| | CHILDREN'S, JUVENILES' SHOE STORES | - | - | - | - | - | - | - | - |
| | FAMILY SHOE STORES | 8 | 8 | 1 008 | 1 008 | 169 | 3 300 | 40 | 3 |
| 564 | CHILDREN'S, INFANTS' WEAR STORES | 2 | 2 | (0) | (0) | (0) | (0) | (0) | (0) |
| 569 | MISCELLANEOUS APPAREL, ACCESSORY STORES | 1 | 1 | (0) | (0) | (0) | (0) | (0) | (0) |

Standard Notes: - Represents zero. (D) Withheld to avoid disclosure. (NA) Not available. (X) Not applicable.
 *Nonstore retailers, part of SIC major group 53, are shown separately in this table.

TABLE 4. Standard Metropolitan Statistical Areas: 1963—Continued

| SIC code | Standard metropolitan statistical area and kind of business | Establishments | | Sales | | Payroll, entire year (\$1,000) | Payroll, workweek ended nearest Nov. 15 (dollars) | Paid employees, workweek ended nearest Nov. 15 (number) | Active proprietors of unincorporated businesses (number) |
|---|---|----------------|-----------------------|-------------------------------------|---------------------------------------|--------------------------------|---|---|--|
| | | Total (number) | With payroll (number) | Total, all establishments (\$1,000) | Establishments with payroll (\$1,000) | | | | |
| GREAT FALLS SMSA—Continued | | | | | | | | | |
| FURNITURE, HOME FURNISHINGS, EQUIPMENT STORES | | | | | | | | | |
| | TOTAL | 33 | 29 | 6 823 | 6 701 | 1 025 | 20 923 | 222 | 27 |
| 57 | FURNITURE, HOME FURNISHINGS STORES | 14 | 14 | 3 442 | 3 442 | 584 | 10 911 | 110 | 12 |
| 5712 | FURNITURE STORES | 7 | 7 | 2 292 | 2 292 | 358 | 6 687 | 63 | 6 |
| 5713 | FLOOR COVERING STORES | 3 | 3 | (0) | (0) | (0) | (0) | (0) | (0) |
| 5714 | DRAPERY, CURTAIN, UPHOLSTERY STORES | 1 | 1 | (0) | (0) | (0) | (0) | (0) | (0) |
| 5715 | CHINA, GLASSWARE, METALWARE STORES | 2 | 2 | (0) | (0) | (0) | (0) | (0) | (0) |
| 5719 | MISCELLANEOUS HOME FURNISHINGS STORES | 1 | 1 | (0) | (0) | (0) | (0) | (0) | (0) |
| 572 | HOUSEHOLD APPLIANCE STORES | 12 | 8 | 2 505 | 2 405 | 337 | 6 964 | 85 | 9 |
| 5732 | RADIO, TELEVISION STORES | 3 | 3 | 341 | 341 | 40 | 825 | 9 | 4 |
| 5733 | MUSIC STORES | 4 | 4 | 535 | 513 | 64 | 2 223 | 18 | 2 |
| | RECORD SHOPS | - | - | - | - | - | - | - | - |
| | MUSICAL INSTRUMENT STORES | 4 | 4 | 535 | 513 | 64 | 2 223 | 18 | 2 |
| EATING, DRINKING PLACES | | | | | | | | | |
| 58 | TOTAL | 162 | 146 | 11 806 | 11 568 | 2 866 | 59 877 | 988 | 165 |
| 5812 | EATING PLACES | 93 | 87 | 6 689 | 6 629 | 1 862 | 40 519 | 709 | 90 |
| | RESTAURANTS, LUNCHROOMS | 66 | 62 | 4 785 | 4 759 | 1 335 | 30 619 | 517 | 70 |
| | CAFETERIAS | 1 | 1 | (0) | (0) | (0) | (0) | (0) | (0) |
| | REFRESHMENT PLACES | 23 | 21 | 1 431 | 1 397 | 381 | 7 030 | 142 | 18 |
| | CATERERS | 3 | 3 | (0) | (0) | (0) | (0) | (0) | (0) |
| 5813 | DRINKING PLACES (ALCOHOLIC BEVERAGES) | 69 | 59 | 5 117 | 4 939 | 1 004 | 19 358 | 279 | 75 |
| DRUG STORES, PROPRIETARY STORES | | | | | | | | | |
| 59PT(591) | TOTAL | 18 | 18 | 4 518 | 4 518 | 649 | 12 023 | 147 | 5 |
| 591 | DRUG STORES | 16 | 16 | (0) | (0) | (0) | (0) | (0) | (0) |
| | PROPRIETARY STORES | 2 | 2 | (0) | (0) | (0) | (0) | (0) | (0) |
| OTHER RETAIL STORES | | | | | | | | | |
| 59 EX. 591 | TOTAL | 77 | 57 | 6 737 | 6 423 | 714 | 12 977 | 193 | 72 |
| 592 | LIQUOR STORES | 14 | 10 | 3 190 | 3 086 | 187 | 3 696 | 48 | 9 |
| 593 | ANTIQUE STORES; SECONOHANO STORES | 8 | 4 | 269 | 247 | 30 | 571 | 12 | 13 |
| 5932 | ANTIQUE STORES | - | - | - | - | - | - | - | - |
| 5933 | SECONOHANO STORES | 8 | 4 | 269 | 247 | 30 | 571 | 12 | 13 |
| 594 | BOOK, STATIONERY STORES | 2 | 2 | (0) | (0) | (0) | (0) | (0) | (0) |
| 5942 | BOOK STORES | 2 | 2 | (0) | (0) | (0) | (0) | (0) | (0) |
| 5943 | STATIONERY STORES | - | - | - | - | - | - | - | - |
| 595 | SPORTING GOODS STORES; BICYCLE SHOPS | 7 | 5 | 880 | 840 | 87 | 1 714 | 23 | 9 |
| 5952 | SPORTING GOODS STORES | 7 | 5 | 880 | 840 | 87 | 1 714 | 23 | 9 |
| 5953 | BICYCLE SHOPS | - | - | - | - | - | - | - | - |
| 5962 | HAY, GRAIN, FEED STORES | 1 | 1 | (0) | (0) | (0) | (0) | (0) | (0) |
| 5969 | OTHER FARM SUPPLY STORES | 4 | 2 | 193 | (0) | (0) | (0) | (0) | (0) |
| | GARDEN SUPPLY STORES | - | - | - | - | - | - | - | - |
| 597 | JEWELRY STORES | 6 | 6 | 451 | 451 | 62 | 1 197 | 19 | 4 |
| 598 | FUEL, ICE DEALERS | 3 | 1 | (0) | (0) | (0) | (0) | (0) | (0) |
| 5982 | COAL AND WOOD DEALERS | 2 | - | 4 | - | - | - | - | 2 |
| | ICE DEALERS | - | - | - | - | - | - | - | - |
| 5983 | FUEL OIL DEALERS | - | - | - | - | - | - | - | - |
| 5984 | BOTTLED GAS DEALERS | 1 | 1 | (0) | (0) | (0) | (0) | (0) | (0) |
| 5992 | FLORISTS | 7 | 7 | 438 | 438 | 160 | 2 368 | 45 | 3 |
| 5993 | CIGAR STORES; STANOS | 1 | 1 | (0) | (0) | (0) | (0) | (0) | (0) |
| 5994 | NEWS DEALERS; NEWSSTANOS | 4 | - | 44 | - | - | - | - | 4 |
| 5996 | CAMERA, PHOTOGRAPHIC SUPPLY STORES | 1 | 1 | (0) | (0) | (0) | (0) | (0) | (0) |
| 5997 | GIFT, NOVELTY, SOUVENIR SHOPS | 3 | 3 | 113 | 113 | 8 | 162 | 5 | 3 |
| 5998 | OPTICAL GOODS STORES | 8 | 8 | 299 | 299 | 36 | 730 | 11 | 9 |
| 5999 | TYPEWRITER STORES | - | - | - | - | - | - | - | - |
| | LUGGAGE, LEATHER GOODS STORES | - | - | - | - | - | - | - | - |
| | HOBBY, TOY, GAME SHOPS | - | - | - | - | - | - | - | - |
| | RELIGIOUS GOODS STORES | - | - | - | - | - | - | - | - |
| | PET SHOPS | - | - | - | - | - | - | - | - |
| | OTHER | 8 | 6 | 293 | 245 | 31 | 550 | 9 | 9 |
| NONSTORE RETAILERS* | | | | | | | | | |
| 53 PART* | TOTAL | 37 | 11 | 1 467 | 1 241 | 346 | 6 032 | 71 | 32 |
| 532 | MAIL-ORDER HOUSES | - | - | - | - | - | - | - | - |
| 534 | MERCHANTISE VENDING MACHINE OPERATORS | 10 | 4 | 352 | 288 | 48 | 763 | 10 | 7 |
| 535 | DIRECT SELLING (HOUSE-TO-HOUSE) ORGANIZATIONS | 27 | 7 | 1 115 | 953 | 298 | 5 269 | 61 | 25 |

Standard Notes: - Represents zero. (D) Withheld to avoid disclosure. (NA) Not available. (X) Not applicable.
 *Nonstore retailers, part of SIC major group 53, are shown separately in this table.

TABLE 5. Counties With 500 Establishments or More: 1963

| SIC code | County and kind of business | Establishments | | Sales | | Payroll, entire year (\$1,000) | Payroll, workweek ended nearest Nov. 15 (dollars) | Paid employees, workweek ended nearest Nov. 15 (number) | Active proprietors of unincorporated businesses (number) |
|-----------|---|----------------|-----------------------|-------------------------------------|---------------------------------------|--------------------------------|---|---|--|
| | | Total (number) | With payroll (number) | Total, all establishments (\$1,000) | Establishments with payroll (\$1,000) | | | | |
| | CASCADE COUNTY (COEXTENSIVE WITH GREAT FALLS SMSA; SEE TABLE 4) | | | | | | | | |
| | SILVER BOW COUNTY | | | | | | | | |
| | RETAIL TOTAL | 547 | 331 | 68 574 | 64 220 | 7 788 | 162 163 | 2 127 | 569 |
| | LUMBER, BUILDING MATERIALS, HARDWARE, FARM EQUIPMENT DEALERS | | | | | | | | |
| 52 | TOTAL | 13 | 11 | 2 463 | 2 457 | 345 | 6 217 | 63 | 8 |
| 521 | LUMBER AND OTHER BUILDING MATERIALS DEALERS | 6 | 4 | 1 206 | 1 200 | 158 | 2 363 | 25 | 5 |
| 522-524 | HEATING, PLUMBING, PAINT, ELECTRICAL STORES | 5 | 5 | (D) | (D) | (D) | (D) | (D) | (D) |
| 5251 | HARDWARE STORES | 2 | 2 | (D) | (D) | (D) | (D) | (D) | (D) |
| 5252 | FARM EQUIPMENT DEALERS | - | - | - | - | - | - | - | - |
| | GENERAL MERCHANDISE GROUP STORES* | | | | | | | | |
| 53 PART* | TOTAL | 8 | 8 | 6 370 | 6 370 | 1 078 | 21 536 | 295 | 3 |
| 531 | DEPARTMENT STORES | 1 | 1 | (D) | (D) | (D) | (D) | (D) | (D) |
| 533 | LIMITED PRICE VARIETY STORES | 3 | 3 | 1 279 | 1 279 | 267 | 5 878 | 94 | 1 |
| 539 | MISCELLANEOUS GENERAL MERCHANDISE STORES | 4 | 4 | (D) | (D) | (D) | (D) | (D) | (D) |
| | FOOD STORES | | | | | | | | |
| 54 | TOTAL | 101 | 47 | 17 667 | 15 965 | 1 388 | 35 661 | 417 | 104 |
| 541 | GROCERY STORES, INCLUDING DELICATESSENS | 82 | 34 | 16 650 | 15 078 | 1 234 | 32 262 | 371 | 84 |
| 542 | MEAT MARKETS, FISH (SEAFOOD) MARKETS | 5 | 3 | 415 | 347 | 23 | 442 | 5 | 5 |
| 543 | FRUIT STORES, VEGETABLE MARKETS | - | - | - | - | - | - | - | - |
| 544 | CANDY, NUT, CONFECTIONERY STORES | 3 | 3 | (D) | (D) | (D) | (D) | (D) | (D) |
| 545-549 | OTHER FOOD STORES | 11 | 7 | (D) | (D) | (D) | (D) | (D) | (D) |
| | AUTOMOTIVE DEALERS | | | | | | | | |
| 55 EX.554 | TOTAL | 33 | 21 | 13 114 | 12 740 | 1 167 | 25 152 | 213 | 20 |
| | GASOLINE SERVICE STATIONS | | | | | | | | |
| 55PT(554) | TOTAL | 52 | 36 | 4 859 | 4 349 | 482 | 8 420 | 112 | 57 |
| | APPAREL, ACCESSORY STORES | | | | | | | | |
| 56 | TOTAL | 35 | 25 | 5 223 | 5 047 | 679 | 13 579 | 196 | 36 |
| 561,567 | MEN'S, BOYS' APPAREL STORES, CUSTOM TAILORS | 7 | 5 | 778 | 772 | 83 | 1 598 | 20 | 10 |
| 562-3,568 | WOMEN'S CLOTHING, SPECIALTY STORES | 11 | 9 | 1 200 | 1 182 | 191 | 3 924 | 46 | 9 |
| 562 | WOMEN'S READY-TO-WEAR STORES | 7 | 5 | 1 000 | 982 | 168 | 3 506 | 41 | 5 |
| 563,568 | WOMEN'S ACCESSORY, SPECIALTY STORES, FURRIERS | 4 | 4 | 200 | 200 | 23 | 418 | 5 | 4 |
| 565 | FAMILY CLOTHING STORES | 7 | 3 | (D) | (D) | (D) | (D) | (D) | (D) |
| 566 | SHOE STORES | 8 | 6 | 789 | 717 | 119 | 2 214 | 29 | 6 |
| 564,569 | OTHER APPAREL, ACCESSORY STORES | 2 | 2 | (D) | (D) | (D) | (D) | (D) | (D) |
| | FURNITURE, HOME FURNISHINGS, EQUIPMENT STORES | | | | | | | | |
| 57 | TOTAL | 22 | 18 | 3 864 | 3 830 | 561 | 10 589 | 111 | 22 |
| 571 | FURNITURE, HOME FURNISHINGS STORES | 10 | 10 | 1 838 | 1 838 | 287 | 5 317 | 57 | 11 |
| 572,573 | HOUSEHOLD APPLIANCE, RADIO, TELEVISION, MUSIC STORES | 12 | 8 | 2 026 | 1 992 | 274 | 5 272 | 54 | 11 |
| | EATING, DRINKING PLACES | | | | | | | | |
| 58 | TOTAL | 183 | 113 | 7 365 | 6 317 | 1 349 | 26 345 | 501 | 222 |
| 5812 | EATING PLACES | 66 | 46 | 3 123 | 2 983 | 859 | 15 843 | 321 | 71 |
| 5813 | DRINKING PLACES (ALCOHOLIC BEVERAGES) | 117 | 67 | 4 242 | 3 334 | 490 | 10 502 | 180 | 151 |
| | DRUG STORES, PROPRIETARY STORES | | | | | | | | |
| 59PT(591) | TOTAL | 14 | 14 | (D) | (D) | (D) | (D) | (D) | (D) |
| 591 (| DRUG STORES | 13 | 13 | 2 200 | 2 200 | 256 | 4 518 | 70 | 12 |
| (| PROPRIETARY STORES | 1 | 1 | (D) | (D) | (D) | (D) | (D) | (D) |
| | OTHER RETAIL STORES | | | | | | | | |
| 59 EX.591 | TOTAL | 64 | 36 | 4 871 | 4 441 | 430 | 8 956 | 128 | 63 |
| 592 | LIQUOR STORES | 7 | 3 | 2 062 | (D) | (D) | (D) | (D) | (D) |
| 593 | ANTIQUe STORES, SECONDHAND STORES | 6 | 2 | 110 | (D) | (D) | (D) | (D) | (D) |
| 594 | BOOK, STATIONERY STORES | 2 | 2 | (D) | (D) | (D) | (D) | (D) | (D) |
| 595 | SPORTING GOODS STORES, BICYCLE SHOPS | 4 | 2 | 275 | (D) | (D) | (D) | (D) | (D) |
| 596 | FARM, GARDEN SUPPLY STORES, INCLUDING FEED STORES | 4 | 2 | 437 | (D) | (D) | (D) | (D) | (D) |
| 597 | JEWELRY STORES | 11 | 7 | 426 | 376 | 68 | 1 408 | 22 | 12 |
| 598 | FUEL, ICE DEALERS | 3 | 1 | (D) | (D) | (D) | (D) | (D) | (D) |
| 599 | OTHER STORES | 27 | 17 | 1 197 | 1 093 | 155 | 3 489 | 49 | 26 |
| | NONSTORE RETAILERS* | | | | | | | | |
| 53 PART* | TOTAL | 22 | 2 | 257 | (D) | (D) | (D) | (D) | (D) |
| | YELLOWSTONE COUNTY (COEXTENSIVE WITH BILLINGS SMSA; SEE TABLE 4) | | | | | | | | |

Standard Notes: - Represents zero. (D) Withheld to avoid disclosure. (NA) Not available. (X) Not applicable.
*Nonstore retailers, part of SIC major group 53, are shown separately in this table.

TABLE 6. Cities With 500 Establishments or More: 1963

| SIC code | City and kind of business | Establishments | | Sales | | Payroll, entire year (\$1,000) | Payroll, workweek ended nearest Nov. 15 (dollars) | Paid employees, workweek ended nearest Nov. 15 (number) | Active proprietors of unincorporated businesses (number) |
|-----------------|---|-------------------|--------------------------|--|--|-----------------------------------|--|--|---|
| | | Total (number) | With payroll (number) | Total, all establishments (\$1,000) | Establishments with payroll (\$1,000) | | | | |
| <u>BILLINGS</u> | | | | | | | | | |
| | RETAIL TRADE, TOTAL. | 608 | 466 | 109 617 | 107 233 | 13 799 | 284 178 | 3 812 | 488 |
| | LUMBER, BUILDING MATERIALS, HARDWARE, FARM EQUIPMENT DEALERS | | | | | | | | |
| 52 | TOTAL. | 29 | 23 | 6 886 | 6 782 | 800 | 14 368 | 166 | 21 |
| 521 | LUMBER AND OTHER BUILDING MATERIALS DEALERS. | 13 | 9 | 3 123 | 3 025 | 351 | 5 901 | 72 | 10 |
| 522-524 | HEATING, PLUMBING, PAINT, ELECTRICAL STORES. | 3 | 3 | (D) | (D) | (D) | (D) | (D) | (D) |
| 5251 | HARDWARE STORES. | 7 | 7 | (D) | (D) | (D) | (D) | (D) | (D) |
| 5252 | FARM EQUIPMENT DEALERS. | 6 | 4 | 1 918 | 1 912 | 235 | 4 133 | 42 | 3 |
| | GENERAL MERCHANDISE GROUP STORES* | | | | | | | | |
| 53 PART* | TOTAL. | 15 | 15 | 13 367 | 13 367 | 2 070 | 39 521 | 656 | 7 |
| 531 | DEPARTMENT STORES. | 5 | 5 | 10 486 | 10 486 | 1 634 | 31 646 | 495 | - |
| 533 | LIMITED PRICE VARIETY STORES. | 5 | 5 | 2 169 | 2 169 | 375 | 6 764 | 138 | - |
| 539 | MISCELLANEOUS GENERAL MERCHANDISE STORES. | 5 | 5 | 712 | 712 | 61 | 1 111 | 23 | 7 |
| | FOOD STORES | | | | | | | | |
| 54 | TOTAL. | 54 | 42 | 22 362 | 21 796 | 1 780 | 40 458 | 461 | 45 |
| 541 | GROCERY STORES, INCLUDING DELICATESSENS. | 48 | 36 | 21 669 | 21 103 | 1 690 | 38 862 | 442 | 39 |
| 542 | MEAT MARKETS, FISH (SEAFOOD) MARKETS. | - | - | - | - | - | - | - | - |
| 543 | FRUIT STORES, VEGETABLE MARKETS. | 1 | 1 | (D) | (D) | (D) | (D) | (D) | (D) |
| 544 | CANDY, NUT, CONFECTIONERY STORES. | 2 | 2 | (D) | (D) | (D) | (D) | (D) | (D) |
| 545-549 | OTHER FOOD STORES. | 3 | 3 | (D) | (D) | (D) | (D) | (D) | (D) |
| | AUTOMOTIVE DEALERS | | | | | | | | |
| 55 EX.554 | TOTAL. | 38 | 32 | 27 245 | 27 155 | 3 111 | 64 701 | 600 | 12 |
| | GASOLINE SERVICE STATIONS | | | | | | | | |
| 55PT(554) | TOTAL. | 91 | 81 | 7 253 | 6 975 | 734 | 16 692 | 236 | 86 |
| | APPAREL, ACCESSORY STORES | | | | | | | | |
| 56 | TOTAL. | 45 | 43 | (D) | (D) | (D) | (D) | (D) | (D) |
| 561,567 | MEN'S, BOYS' APPAREL STORES, CUSTOM TAILORS. | 11 | 11 | (D) | (D) | (D) | (D) | (D) | (D) |
| 562-3,568 | WOMEN'S CLOTHING, SPECIALTY STORES. | 18 | 16 | 3 327 | 3 321 | 555 | 10 316 | 177 | 9 |
| 562 | WOMEN'S READY-TO-WEAR STORES. | 13 | 13 | 3 036 | 3 036 | 503 | 9 752 | 167 | 6 |
| 563,568 | WOMEN'S ACCESSORY, SPECIALTY STORES, FURRIERS. | 5 | 3 | 291 | 285 | 52 | 564 | 10 | 3 |
| 565 | FAMILY CLOTHING STORES. | 2 | 2 | (D) | (D) | (D) | (D) | (D) | (D) |
| 566 | SHOE STORES. | 12 | 12 | 1 122 | 1 122 | 141 | 3 013 | 40 | 5 |
| 564,569 | OTHER APPAREL, ACCESSORY STORES. | 2 | 2 | (D) | (D) | (D) | (D) | (D) | (D) |
| | FURNITURE, HOME FURNISHINGS, EQUIPMENT STORES | | | | | | | | |
| 57 | TOTAL. | 52 | 34 | 5 441 | 5 099 | 818 | 15 658 | 177 | 33 |
| 571 | FURNITURE, HOME FURNISHINGS STORES. | 24 | 16 | (D) | (D) | (D) | (D) | (D) | (D) |
| 572,573 | HOUSEHOLD APPLIANCE, RADIO, TELEVISION, MUSIC STORES. | 28 | 18 | (D) | (D) | (D) | (D) | (D) | (D) |
| | EATING, DRINKING PLACES | | | | | | | | |
| 58 | TOTAL. | 136 | 116 | 9 045 | 8 729 | 2 037 | 43 614 | 843 | 132 |
| 5812 | EATING PLACES. | 93 | 73 | 5 852 | 5 536 | 1 451 | 30 794 | 655 | 89 |
| 5813 | DRINKING PLACES (ALCOHOLIC BEVERAGES). | 43 | 43 | 3 193 | 3 193 | 586 | 12 820 | 188 | 43 |
| | DRUG STORES, PROPRIETARY STORES | | | | | | | | |
| 59PT(591) | TOTAL. | 14 | 14 | 2 819 | 2 819 | 371 | 7 975 | 89 | 12 |
| 591 | DRUG STORES. | 14 | 14 | 2 819 | 2 819 | 371 | 7 975 | 89 | 12 |
| (| PROPRIETARY STORES. | - | - | - | - | - | - | - | - |
| | OTHER RETAIL STORES | | | | | | | | |
| 59 EX.591 | TOTAL. | 84 | 58 | 6 219 | 5 885 | 740 | 15 709 | 199 | 64 |
| 592 | LIQUOR STORES. | 4 | 4 | 1 490 | 1 490 | 86 | 2 888 | 27 | 2 |
| 593 | ANTIQUA STORES, SECONDHAND STORES. | 12 | 4 | 218 | 86 | 16 | 383 | 5 | 11 |
| 594 | BOOK, STATIONERY STORES. | 4 | 4 | 198 | 198 | 21 | 333 | 6 | 4 |
| 595 | SPORTING GOODS STORES, BICYCLE SHOPS. | 7 | 5 | (D) | (D) | (D) | (D) | (D) | (D) |
| 596 | FARM, GARDEN SUPPLY STORES, INCLUDING FEED STORES. | 6 | 4 | 1 109 | 1 029 | 100 | 2 038 | 16 | 3 |
| 597 | JEWELRY STORES. | 8 | 6 | 821 | 815 | 124 | 2 401 | 28 | 6 |
| 598 | FUEL, ICE DEALERS. | 1 | 1 | (D) | (D) | (D) | (D) | (D) | (D) |
| 599 | OTHER STORES. | 42 | 30 | 1 911 | 1 815 | 320 | 5 926 | 95 | 34 |
| | NONSTORE RETAILERS* | | | | | | | | |
| 53 PART* | TOTAL. | 50 | 8 | (D) | (D) | (D) | (D) | (D) | (D) |

Standard Notes: - Represents zero. (D) Withheld to avoid disclosure. (NA) Not available. (X) Not applicable.
*Nonstore retailers, part of SIC major group 53, are shown separately in this table.

TABLE 6. Cities With 500 Establishments or More: 1963-Continued

| SIC code | City and kind of business | Establishments | | Sales | | Payroll, entire year (\$1,000) | Payroll, workweek ended nearest Nov. 15 (dollars) | Paid employees, workweek ended nearest Nov. 15 (number) | Active proprietors of unincorporated businesses (number) |
|--------------------|--|----------------|-----------------------|-------------------------------------|---------------------------------------|--------------------------------|---|---|--|
| | | Total (number) | With payroll (number) | Total, all establishments (\$1,000) | Establishments with payroll (\$1,000) | | | | |
| GREAT FALLS | | | | | | | | | |
| | RETAIL TRADE, TOTAL | 531 | 447 | 119 238 | 117 726 | 15 935 | 310 562 | 3 893 | 435 |
| | LUMBER, BUILDING MATERIALS, HARDWARE, FARM EQUIPMENT DEALERS | | | | | | | | |
| 52 | TOTAL | 24 | 24 | 7 869 | 7 869 | 979 | 17 360 | 166 | 7 |
| 521 | LUMBER AND OTHER BUILDING MATERIALS DEALERS | 8 | 8 | 2 420 | 2 420 | 380 | 6 462 | 57 | - |
| 522-524 | HEATING, PLUMBING, PAINT, ELECTRICAL STORES | 2 | 2 | (D) | (D) | (0) | (0) | (D) | (0) |
| 5251 | HARDWARE STORES | 4 | 4 | 920 | 920 | 116 | 2 246 | 26 | 4 |
| 5252 | FARM EQUIPMENT DEALERS | 10 | 10 | (D) | (D) | (D) | (D) | (D) | (D) |
| | GENERAL MERCHANDISE GROUP STORES* | | | | | | | | |
| 53 PART* | TOTAL | 19 | 19 | 15 926 | 15 926 | 2 601 | 51 010 | 702 | 5 |
| 531 | DEPARTMENT STORES | 4 | 4 | 9 322 | 9 322 | 1 684 | 33 225 | 420 | - |
| 533 | LIMITED PRICE VARIETY STORES | 6 | 6 | (D) | (D) | (D) | (D) | (D) | (D) |
| 539 | MISCELLANEOUS GENERAL MERCHANDISE STORES | 9 | 9 | (D) | (D) | (D) | (D) | (D) | (D) |
| | FOOD STORES | | | | | | | | |
| 54 | TOTAL | 79 | 55 | 26 310 | 25 690 | 2 533 | 50 195 | 613 | 64 |
| 541 | GROCERY STORES, INCLUDING DELICATESSENS | 59 | 43 | 25 456 | 24 956 | 2 458 | 48 473 | 579 | 42 |
| 542 | MEAT MARKETS, FISH (SEAFOOD) MARKETS | 4 | 2 | (D) | (D) | (D) | (D) | (D) | (D) |
| 543 | FRUIT STORES, VEGETABLE MARKETS | - | - | - | - | - | - | - | - |
| 544 | CANDY, NUT, CONFECTIONERY STORES | 8 | 4 | 86 | 40 | 7 | 166 | 5 | 10 |
| 545-549 | OTHER FOOD STORES | 8 | 6 | (D) | (D) | (D) | (D) | (D) | (D) |
| | AUTOMOTIVE DEALERS | | | | | | | | |
| 55 EX. 554 | TOTAL | 35 | 31 | 27 783 | 27 747 | 3 095 | 58 354 | 500 | 16 |
| | GASOLINE SERVICE STATIONS | | | | | | | | |
| 55PT(554) | TOTAL | 82 | 72 | 7 504 | 7 186 | 717 | 16 070 | 251 | 89 |
| | APPAREL, ACCESSORY STORES | | | | | | | | |
| 56 | TOTAL | 37 | 35 | (D) | (D) | (D) | (D) | (D) | (D) |
| 561, 567 | MEN'S, BOYS' APPAREL STORES, CUSTOM TAILORS | 8 | 6 | (D) | (D) | (D) | (D) | (D) | (D) |
| 562-3, 568 | WOMEN'S CLOTHING, SPECIALTY STORES | 16 | 16 | 3 414 | 3 414 | 595 | 10 510 | 155 | 5 |
| 562 | WOMEN'S READY-TO-WEAR STORES | 13 | 13 | (D) | (D) | (D) | (D) | (D) | (D) |
| 563, 568 | WOMEN'S ACCESSORY, SPECIALTY STORES, FURRIERS | 3 | 3 | (D) | (D) | (D) | (D) | (D) | (D) |
| 565 | FAMILY CLOTHING STORES | 1 | 1 | (D) | (D) | (D) | (D) | (D) | (D) |
| 566 | SHOE STORES | 9 | 9 | (D) | (D) | (D) | (D) | (D) | (D) |
| 564, 569 | OTHER APPAREL, ACCESSORY STORES | 3 | 3 | (D) | (D) | (D) | (D) | (D) | (D) |
| | FURNITURE, HOME FURNISHINGS, EQUIPMENT STORES | | | | | | | | |
| 57 | TOTAL | 32 | 28 | (D) | (D) | (D) | (D) | (D) | (D) |
| 571 | FURNITURE, HOME FURNISHINGS STORES | 14 | 14 | 3 442 | 3 442 | 584 | 10 911 | 110 | 12 |
| 572, 573 | HOUSEHOLD APPLIANCE, RADIO, TELEVISION, MUSIC STORES | 18 | 14 | (D) | (D) | (D) | (D) | (D) | (D) |
| | EATING, DRINKING PLACES | | | | | | | | |
| 58 | TOTAL | 115 | 111 | 9 391 | 9 353 | 2 398 | 50 397 | 811 | 114 |
| 5812 | EATING PLACES | 76 | 72 | 5 617 | 5 579 | 1 570 | 34 855 | 598 | 72 |
| 5813 | DRINKING PLACES (ALCOHOLIC BEVERAGES) | 39 | 39 | 3 774 | 3 774 | 828 | 15 542 | 213 | 42 |
| | DRUG STORES, PROPRIETARY STORES | | | | | | | | |
| 59PT(591) | TOTAL | 15 | 15 | (D) | (D) | (D) | (D) | (D) | (D) |
| 591 | DRUG STORES | 15 | 15 | (D) | (D) | (D) | (D) | (D) | (D) |
| | PROPRIETARY STORES | - | - | - | - | - | - | - | - |
| | OTHER RETAIL STORES | | | | | | | | |
| 59 EX. 591 | TOTAL | 60 | 48 | 6 026 | 5 872 | 617 | 11 141 | 170 | 62 |
| 592 | LIQUOR STORES | 6 | 6 | 2 866 | 2 866 | 169 | 3 353 | 44 | 5 |
| 593 | ANTIQUES STORES, SECONHAND STORES | 8 | 4 | 269 | 247 | 30 | 571 | 12 | 13 |
| 594 | BOOK, STATIONERY STORES | 2 | 2 | (D) | (D) | (D) | (D) | (D) | (D) |
| 595 | SPORTING GOODS STORES, BICYCLE SHOPS | 6 | 4 | (D) | (D) | (D) | (D) | (D) | (D) |
| 596 | FARM, GARDEN SUPPLY STORES, INCLUDING FEE STORES | 1 | 1 | (D) | (D) | (D) | (D) | (D) | (D) |
| 597 | JEWELRY STORES | 6 | 6 | 451 | 451 | 62 | 1 197 | 19 | 4 |
| 598 | FUEL, ICE DEALERS | - | - | - | - | - | - | - | - |
| 599 | OTHER STORES | 31 | 25 | (D) | (D) | (D) | (D) | (D) | (D) |
| | NONSTORE RETAILERS* | | | | | | | | |
| 53 PART* | TOTAL | 33 | 9 | 1 223 | (D) | (D) | (D) | (D) | (D) |

Standard Notes: - Represents zero. (D) Withheld to avoid disclosure. (NA) Not available. (X) Not applicable.
 *Nonstore retailers, part of SIC major group 53, are shown separately in this table.

TABLE 7. In-Plant Food Contractors: 1963

| SIC code | Standard metropolitan statistical area and kind of business | Establishments | | Sales | | Payroll, entire year (\$1,000) | Payroll, workweek ended nearest Nov. 15 (dollars) | Paid employees, workweek ended nearest Nov. 15 (number) | Active proprietors of unincorporated businesses (number) |
|----------------------|---|----------------|--------------|---------------------------|-----------------------------|--------------------------------|---|---|--|
| | | Total | With payroll | Total, all establishments | Establishments with payroll | | | | |
| | | (number) | (number) | (\$1,000) | (\$1,000) | | | | |
| <u>MONTANA</u> | | | | | | | | | |
| 5812 PART | IN-PLANT FOOD CONTRACTORS, TOTAL | 10 | 8 | 379 | 373 | 111 | 3 277 | 72 | 10 |
| | RESTAURANTS, LUNCHROOMS | 6 | 4 | 266 | 260 | 79 | 1 646 | 35 | 7 |
| | CAFETERIAS | 2 | 2 | 83 | 83 | 24 | 1 473 | 33 | 1 |
| | REFRESHMENT PLACES | 2 | 2 | 30 | 30 | 8 | 158 | 4 | 2 |
| <u>BILLINGS SMSA</u> | | | | | | | | | |
| 5812 PART | IN-PLANT FOOD CONTRACTORS, TOTAL | 3 | 1 | 30 | 30 | (0) | (0) | (0) | (0) |
| | RESTAURANTS, LUNCHROOMS | 2 | - | (0) | (0) | - | - | - | (0) |
| | CAFETERIAS | 1 | 1 | (0) | (0) | (0) | (0) | (0) | (0) |
| | REFRESHMENT PLACES | - | - | - | - | - | - | - | - |

Standard Notes: - Represents zero. (0) Withheld to avoid disclosure. (NA) Not available. (X) Not applicable.

TABLE 8. Commissaries, Exchanges, and Eating and Drinking Places Operated for Military Personnel by the U. S. Department of Defense: 1963

(These data were collected by the Department of Defense and are not included in any of the tabulations of the 1963 Census of Business)

| County | Sales | Civilian payroll, entire year | Civilian employees, workweek ended nearest Nov. 15 | Civilian payroll, workweek ended nearest Nov. 15 | Sales | Civilian payroll, entire year | Civilian employees, workweek ended nearest Nov. 15 | Civilian payroll, workweek ended nearest Nov. 15 |
|--------------------------|-----------|-------------------------------|--|--|----------------------------|-------------------------------|--|--|
| | (\$1,000) | (\$1,000) | (number) | (dollars) | (\$1,000) | (\$1,000) | (number) | (dollars) |
| | TOTAL | | | | COMMISSARIES | | | |
| MONTANA, TOTAL | 8 095 | 735 | 206 | 16 087 | 4 245 | 225 | 53 | 5 018 |
| CASCADE | 5 100 | 429 | 115 | 9 206 | 2 656 | 121 | 27 | 2 591 |
| FERGUS | 4 | 1 | 2 | 147 | 4 | 1 | 2 | 147 |
| GLACIER | 7 | 1 | 2 | 144 | 7 | 1 | 2 | 144 |
| HILL | 5 | 1 | 1 | 74 | 5 | 1 | 1 | 74 |
| VALLEY | 2 979 | 303 | 86 | 6 462 | 1 573 | 101 | 21 | 2 062 |
| | EXCHANGES | | | | EATING AND DRINKING PLACES | | | |
| MONTANA, TOTAL | 3 476 | 445 | 133 | 9 652 | 374 | 65 | 20 | 1 417 |
| CASCADE | 2 218 | 265 | 76 | 5 736 | 226 | 43 | 12 | 933 |
| FERGUS | - | - | - | - | - | - | - | - |
| GLACIER | - | - | - | - | - | - | - | - |
| HILL | - | - | - | - | - | - | - | - |
| VALLEY | 1 258 | 180 | 57 | 3 916 | 148 | 22 | 8 | 484 |

Standard Notes: - Represents zero. (0) Withheld to avoid disclosure. (NA) Not available. (X) Not applicable.

TABLE 9. Counties; Cities of 2,500 Inhabitants or More: 1958

| County and city | Establishments | | Sales | | Payroll, entire year (\$1,000) | County and city | Establishments | | Sales | | Payroll, entire year (\$1,000) |
|----------------------------------|----------------|-----------------------|-------------------------------------|---------------------------------------|--------------------------------|--|----------------|-----------------------|-------------------------------------|---------------------------------------|--------------------------------|
| | Total (number) | With payroll (number) | Total, all establishments (\$1,000) | Establishments with payroll (\$1,000) | | | Total (number) | With payroll (number) | Total, all establishments (\$1,000) | Establishments with payroll (\$1,000) | |
| MTNANA, TOTAL | 8 260 | 6 042 | 862 416 | 815 990 | 89 043 | MADISON COUNTY | 91 | 67 | 4 190 | 3 690 | 387 |
| BEAVERHEAD COUNTY | 109 | 81 | 11 005 | 10 353 | 1 025 | MEAGHER COUNTY | 37 | 33 | 2 771 | 2 631 | 198 |
| DILLON | 67 | 61 | 9 310 | 9 158 | 934 | MINERAL COUNTY | 59 | 33 | 2 285 | 1 825 | 165 |
| REMAINDER OF COUNTY | 42 | 20 | 1 695 | 1 195 | 91 | MISSOULA COUNTY | 434 | 314 | 60 394 | 58 068 | 7 059 |
| BIG HORN COUNTY | 119 | 85 | 9 727 | 9 163 | 946 | MISSOULA | 337 | 255 | 53 238 | 51 592 | 6 320 |
| BLAINE COUNTY | 99 | 81 | 8 799 | 8 373 | 800 | REMAINDER OF COUNTY | 97 | 59 | 7 156 | 6 476 | 739 |
| BROADWATER COUNTY | 31 | 25 | 2 560 | 2 456 | 225 | MUSSELSHELL COUNTY | 73 | 53 | 5 524 | 5 168 | 527 |
| CARBON COUNTY | 143 | 75 | 6 621 | 5 271 | 468 | RDUNDUP | 54 | 42 | 4 911 | 4 709 | 495 |
| RED LODGE | 52 | 38 | 3 487 | 3 151 | 324 | REMAINDER OF COUNTY | 19 | 11 | 613 | 459 | 32 |
| REMAINDER OF COUNTY | 91 | 37 | 3 134 | 2 140 | 144 | PARK COUNTY | 208 | 158 | 17 360 | 16 070 | 1 724 |
| CARTER COUNTY | 35 | 21 | 1 652 | 1 370 | 130 | LIVINGSTON | 138 | 108 | 14 879 | 14 003 | 1 494 |
| CASCADE COUNTY | 717 | 545 | 107 380 | 103 864 | 13 304 | REMAINDER OF COUNTY | 70 | 50 | 2 481 | 2 067 | 230 |
| GREAT FALLS | 591 | 465 | 98 207 | 95 759 | 12 546 | PETROLEUM COUNTY | 13 | 9 | (D) | (D) | (D) |
| REMAINDER OF COUNTY | 126 | 80 | 9 173 | 8 105 | 758 | PHILLIPS COUNTY | 101 | 71 | 7 705 | 7 177 | 733 |
| CHOUTEAU COUNTY | 96 | 72 | 9 698 | 9 368 | 644 | PONDERA COUNTY | 112 | 84 | 11 868 | 11 456 | 1 076 |
| CUSTER COUNTY | 175 | 127 | 20 579 | 19 275 | 2 124 | POWDER RIVER COUNTY | 26 | 18 | 1 511 | 1 373 | 122 |
| MILES CITY | 165 | 121 | 20 076 | 18 852 | 2 062 | POWELL COUNTY | 78 | 64 | 7 025 | 6 675 | 664 |
| REMAINDER OF COUNTY | 10 | 6 | 503 | 423 | 62 | DEER LODGE | 52 | 50 | 5 810 | (D) | 558 |
| DANIELS COUNTY | 78 | 56 | 4 897 | 4 527 | 392 | REMAINDER OF COUNTY | 26 | 14 | 1 215 | (D) | 106 |
| DAWSDN COUNTY | 136 | 106 | 15 389 | 14 725 | 1 548 | PRAIRIE COUNTY | 35 | 25 | 2 433 | 2 277 | 182 |
| GLENDIVE | 89 | 75 | 11 956 | 11 756 | 1 218 | RAVALLI COUNTY | 177 | 107 | 11 497 | 9 855 | 886 |
| REMAINDER OF COUNTY | 47 | 31 | 3 433 | 2 969 | 330 | HAMILTON | 88 | 64 | 7 892 | 7 300 | 713 |
| DEER LODGE COUNTY | 165 | 131 | 18 785 | 18 145 | 1 928 | REMAINDER OF COUNTY | 89 | 43 | 3 605 | 2 555 | 173 |
| ANACONDA | 146 | 120 | 17 686 | 17 238 | 1 817 | RICHLAND COUNTY | 144 | 112 | 15 728 | 15 242 | 1 463 |
| REMAINDER OF COUNTY | 19 | 11 | 1 099 | 907 | 111 | SIDNEY | 78 | 66 | 11 255 | 11 179 | 1 103 |
| FALLON COUNTY | 67 | 49 | 4 748 | 4 362 | 394 | REMAINDER OF COUNTY | 66 | 46 | 4 473 | 4 063 | 360 |
| FERGUS COUNTY | 193 | 137 | 17 294 | 16 172 | 1 746 | ROOSEVELT COUNTY | 159 | 135 | 14 724 | 14 100 | 1 479 |
| LEWISTOWN | 129 | 101 | 14 802 | 14 186 | 1 522 | WOLF POINT | 65 | 59 | 7 027 | 6 923 | 697 |
| REMAINDER OF COUNTY | 64 | 36 | 2 492 | 1 986 | 224 | REMAINDER OF COUNTY | 94 | 76 | 7 697 | 7 177 | 782 |
| FLATHEAD COUNTY | 444 | 318 | 42 919 | 40 047 | 4 524 | ROSEBUD COUNTY | 74 | 60 | 5 629 | 5 319 | 452 |
| KALISPELL | 197 | 165 | 28 205 | 27 287 | 3 191 | SANDERS COUNTY | 120 | 70 | 5640 | 4 860 | 443 |
| WHITEFISH | 58 | 44 | 4 938 | 4 742 | 410 | SHERIDAN COUNTY | 95 | 79 | 7 156 | 6 872 | 704 |
| REMAINDER OF COUNTY | 189 | 109 | 9 776 | 8 018 | 923 | SILVER BDW COUNTY | 619 | 399 | 67 822 | 62 752 | 7 267 |
| GALLATIN COUNTY | 333 | 263 | 33 454 | 32 014 | 3 605 | BUTTE | 546 | 364 | 63 673 | 59 331 | 6 864 |
| BOZEMAN | 169 | 149 | 25 147 | 24 895 | 2 984 | REMAINDER OF COUNTY | 73 | 35 | 4 149 | 3 421 | 403 |
| REMAINDER OF COUNTY | 164 | 114 | 8 307 | 7 119 | 621 | STILLWATER COUNTY | 84 | 50 | 5 444 | 4 660 | 345 |
| GARFIELD COUNTY | 17 | 15 | 894 | (D) | 85 | SWEET GRASS COUNTY | 59 | 49 | 4 046 | 3 828 | 347 |
| GLACIER COUNTY | 155 | 123 | 13 715 | 13 175 | 1 380 | TETON COUNTY | 92 | 78 | 9 484 | 9 230 | 794 |
| CUT BANK | 65 | 61 | 9 102 | 9 056 | 962 | TOOLE COUNTY | 143 | 105 | 12 506 | 11 712 | 1 086 |
| REMAINDER OF COUNTY | 90 | 62 | 4 613 | 4 119 | 418 | SHELBY | 83 | 67 | 9 130 | 8 738 | 823 |
| GOLDEN VALLEY COUNTY | 20 | 10 | 858 | 532 | 34 | REMAINDER OF COUNTY | 60 | 38 | 3 376 | 2 974 | 263 |
| GRANITE COUNTY | 66 | 42 | 3 175 | 2 791 | 277 | TREASURE COUNTY | 12 | 10 | 1 184 | (D) | 121 |
| HILL COUNTY | 166 | 140 | 26 916 | 26 184 | 2 701 | VALLEY COUNTY | 157 | 111 | 17 214 | 16 072 | 1 663 |
| HAVRE | 124 | 112 | 23 141 | 22 877 | 2 458 | GLASGOW | 80 | 70 | 13 350 | 13 006 | 1 344 |
| REMAINDER OF COUNTY | 42 | 28 | 3 775 | 3 307 | 243 | REMAINDER OF COUNTY | 77 | 41 | 3 864 | 3 066 | 319 |
| JEFFERSON COUNTY | 82 | 44 | 5 267 | 4 469 | 374 | WHEATLAND COUNTY | 67 | 43 | 4 237 | 3 661 | 303 |
| JUDITH BASIN COUNTY | 45 | 29 | 2 512 | 2 184 | 198 | WIBAUX COUNTY | 34 | 22 | 1 675 | 1 327 | 137 |
| LAKE COUNTY | 177 | 125 | 11 623 | 10 587 | 981 | YELLOWSTONE COUNTY | 768 | 574 | 117 900 | 114 144 | 13 155 |
| LEWIS AND CLARK COUNTY | 312 | 252 | 37 871 | 36 531 | 4 139 | BILLINGS | 565 | 439 | 100 916 | 98 638 | 11 514 |
| HELENA | 237 | 203 | 34 592 | 33 828 | 3 856 | LAUREL | 70 | 46 | 6 153 | 5 687 | 567 |
| REMAINDER OF COUNTY | 75 | 49 | 3 279 | 2 703 | 283 | REMAINDER OF COUNTY | 133 | 89 | 10 831 | 9 819 | 1 074 |
| LIBERTY COUNTY | 52 | 36 | 6 052 | 5 756 | 429 | YELLOWSTONE NATIONAL PARK (PART) | 1 | 1 | (D) | (D) | (D) |
| LINCOLN COUNTY | 122 | 94 | 9 939 | 9 367 | 912 | | | | | | |
| MC CONE COUNTY | 34 | 26 | 2 585 | 2 433 | 200 | | | | | | |

Standard Notes: — Represents zero. (D) Withheld to avoid disclosure. (NA) Not available. (X) Not applicable.
¹Yellowstone National Park is in Idaho, Montana and Wyoming.

TABLE 10. Standard Metropolitan Statistical Areas: 1958

(Table 10 omitted because there were no SMSA's in Montana in 1958)

TABLE 11. Counties with 500 Establishments or More: 1958

| SIC code | Kind of business | Establishments | | Sales | | Establishments | | Sales | |
|-------------|---|----------------|-----------------------|-------------------------------------|---------------------------------------|----------------|-----------------------|-------------------------------------|---------------------------------------|
| | | Total (number) | With payroll (number) | Total, all establishments (\$1,000) | Establishments with payroll (\$1,000) | Total (number) | With payroll (number) | Total, all establishments (\$1,000) | Establishments with payroll (\$1,000) |
| CASCADE | | | | | | | | | |
| | RETAIL TRADE, TOTAL | 717 | 545 | 107 380 | 103 864 | 619 | 399 | 67 822 | 62 752 |
| 52 | LUMBER, BLDG MATLS, HOWE, FARM EQUIP. DEALERS | 46 | 44 | 10 300 | (0) | 14 | 12 | 1 956 | (0) |
| 53 PART* | GENERAL MERCHANDISE GROUP STORES* | 21 | 15 | 13 551 | 13 497 | 17 | 11 | 7 553 | 7 451 |
| 54 | FOOD STORES | 116 | 70 | 21 447 | 19 989 | 139 | 67 | 21 433 | 19 291 |
| 55 EX.554 | AUTOMOTIVE DEALERS | 40 | 36 | 19 495 | 19 449 | 32 | 26 | 11 440 | 11 088 |
| 55PT(554) | GASOLINE SERVICE STATIONS | 80 | 64 | 7 635 | 7 245 | 47 | 33 | 3 635 | 3 217 |
| 56 | APPAREL, ACCESSORY STORES | 41 | 39 | 5 642 | (0) | 44 | 30 | 5 343 | 5 175 |
| 57 | FURNITURE, HOME FURNISHINGS, EQUIPMENT STORES | 42 | 36 | 6 473 | 6 409 | 26 | 20 | 2 173 | 2 125 |
| 58 | EATING, DRINKING PLACES | 192 | 142 | 10 350 | 9 506 | 204 | 138 | 7 476 | 6 100 |
| 59PT(591) | DRUG STORES, PROPRIETARY STORES | 18 | 18 | 3 360 | 3 360 | 16 | 14 | 2 193 | (0) |
| 59 EX.591 | OTHER RETAIL STORES | 94 | 68 | 8 323 | 7 935 | 70 | 44 | 4 374 | (0) |
| 53 PART* | NONSTORE RETAILERS* | 27 | 13 | 1 804 | 634 | 10 | 4 | 246 | (0) |
| YELLOWSTONE | | | | | | | | | |
| | RETAIL TRADE, TOTAL | 768 | 574 | 117 900 | 114 144 | | | | |
| 52 | LUMBER, BLDG MATLS, HOWE, FARM EQUIP. DEALERS | 53 | 49 | 11 217 | 11 145 | | | | |
| 53 PART* | GENERAL MERCHANDISE GROUP STORES* | 22 | 18 | 9 276 | 9 188 | | | | |
| 54 | FOOD STORES | 95 | 73 | 23 473 | 22 867 | | | | |
| 55 EX.554 | AUTOMOTIVE DEALERS | 36 | 32 | 24 933 | 24 543 | | | | |
| 55PT(554) | GASOLINE SERVICE STATIONS | 119 | 91 | 9 313 | 8 689 | | | | |
| 56 | APPAREL, ACCESSORY STORES | 46 | 44 | 7 497 | (0) | | | | |
| 57 | FURNITURE, HOME FURNISHINGS, EQUIPMENT STORES | 46 | 36 | 7 603 | 7 397 | | | | |
| 58 | EATING, DRINKING PLACES | 164 | 130 | 9 707 | 9 245 | | | | |
| 59PT(591) | DRUG STORES, PROPRIETARY STORES | 24 | 24 | 4 003 | 4 003 | | | | |
| 59 EX.591 | OTHER RETAIL STORES | 111 | 71 | 9 000 | 8 348 | | | | |
| 53 PART* | NONSTORE RETAILERS* | 54 | 6 | 1 878 | (0) | | | | |

Standard Notes: - Represents zero. (D) Withheld to avoid disclosure. (NA) Not available. (X) Not applicable.
 *Nonstore retailers, part of SIC major group 53, are shown separately in this table.

TABLE 12. Cities with 500 Establishments or More: 1958

| SIC code | Kind of business | Establishments | | Sales | | Establishments | | Sales | |
|-------------|---|----------------|-----------------------|-------------------------------------|---------------------------------------|----------------|-----------------------|-------------------------------------|---------------------------------------|
| | | Total (number) | With payroll (number) | Total, all establishments (\$1,000) | Establishments with payroll (\$1,000) | Total (number) | With payroll (number) | Total, all establishments (\$1,000) | Establishments with payroll (\$1,000) |
| BILLINGS | | | | | | | | | |
| | RETAIL TRADE, TOTAL | 565 | 439 | 100 916 | 98 638 | 546 | 364 | 63 673 | 59 331 |
| 52 | LUMBER, BLDG MATLS, HOWE, FARM EQUIP. DEALERS | 35 | 31 | 8 569 | 8 513 | 14 | 12 | 1 956 | (0) |
| 53 PART* | GENERAL MERCHANDISE GROUP STORES* | 13 | 13 | 8 174 | 8 174 | 16 | 10 | (0) | (0) |
| 54 | FOOD STORES | 60 | 48 | 19 106 | 18 818 | 125 | 65 | 20 600 | (0) |
| 55 EX.554 | AUTOMOTIVE DEALERS | 26 | 26 | 23 469 | 23 455 | 30 | 24 | (0) | (0) |
| 55PT(554) | GASOLINE SERVICE STATIONS | 87 | 71 | 7 214 | 6 852 | 40 | 28 | 3 307 | 2 895 |
| 56 | APPAREL, ACCESSORY STORES | 42 | 42 | (0) | (0) | 44 | 30 | 5 343 | 5 175 |
| 57 | FURNITURE, HOME FURNISHINGS, EQUIPMENT STORES | 40 | 32 | 6 920 | 6 728 | 26 | 20 | 2 173 | 2 125 |
| 58 | EATING, DRINKING PLACES | 110 | 92 | 6 836 | 6 556 | 166 | 122 | 5 888 | 4 898 |
| 59PT(591) | DRUG STORES, PROPRIETARY STORES | 18 | 18 | (0) | (0) | 16 | 14 | 2 193 | (0) |
| 59 EX.591 | OTHER RETAIL STORES | 90 | 62 | 8 419 | 7 901 | 62 | 36 | 3 802 | 3 494 |
| 53 PART* | NONSTORE RETAILERS* | 44 | 4 | 1 197 | 629 | 7 | 3 | 212 | (0) |
| GREAT FALLS | | | | | | | | | |
| | RETAIL TRADE, TOTAL | 591 | 465 | 98 207 | 95 759 | | | | |
| 52 | LUMBER, BLDG MATLS, HOWE, FARM EQUIP. DEALERS | 37 | 35 | 9 223 | (0) | | | | |
| 53 PART* | GENERAL MERCHANDISE GROUP STORES* | 20 | 14 | (0) | (0) | | | | |
| 54 | FOOD STORES | 98 | 56 | 20 014 | 18 834 | | | | |
| 55 EX.554 | AUTOMOTIVE DEALERS | 32 | 30 | 18 197 | (0) | | | | |
| 55PT(554) | GASOLINE SERVICE STATIONS | 66 | 58 | 7 071 | 6 871 | | | | |
| 56 | APPAREL, ACCESSORY STORES | 40 | 38 | (0) | (0) | | | | |
| 57 | FURNITURE, HOME FURNISHINGS, EQUIPMENT STORES | 41 | 35 | (0) | (0) | | | | |
| 58 | EATING, DRINKING PLACES | 138 | 112 | 8 259 | 7 867 | | | | |
| 59PT(591) | DRUG STORES, PROPRIETARY STORES | 17 | 17 | (0) | (0) | | | | |
| 59 EX.591 | OTHER RETAIL STORES | 79 | 59 | 5 972 | 5 692 | | | | |
| 53 PART* | NONSTORE RETAILERS* | 23 | 11 | 759 | (0) | | | | |

Standard Notes: - Represents zero. (D) Withheld to avoid disclosure. (NA) Not available. (X) Not available.
 *Nonstore retailers, part of SIC major group 53, are shown separately in this table.



Nebraska

CONTENTS

[Page numbers listed here omit the State prefix, 29-, which appears as part of number for each page.]

| | page |
|---|----------|
| State Map | 3 |
| Chart on Retail Sales: 1958 and 1963 | 4 |
| TABLE 1 The State: 1963 and 1958 | 5 |
| 2 The State: 1963 | 6 |
| 3 Counties; Cities of 2,500 Inhabitants or More: 1963 | 8 |
| 4 Standard Metropolitan Statistical Areas: 1963 | 14 |
| 5 Counties With 500 Establishments or More: 1963 | 18 |
| 6 Cities With 500 Establishments or More: 1963 | 19 |
| 7 In-Plant Food Contractors: 1963 | 21 |
| 8 Commissaries, Exchanges, and Eating and Drinking Places Operated for Military Personnel by the U.S. Department of Defense: 1963 | 21 |
| 9 Counties; Cities of 2,500 Inhabitants or More: 1958 | 22 |
| 10 Standard Metropolitan Statistical Areas: 1958 | 24 |
| 11 Counties With 500 Establishments or More: 1958 | 24 |
| 12 Cities With 500 Establishments or More: 1958 | 24 |

THE HISTORY OF THE

| Year | Event | Location |
|------|--|------------------|
| 1776 | Declaration of Independence | Philadelphia |
| 1781 | British Evacuation | Philadelphia |
| 1787 | Constitutional Convention | Philadelphia |
| 1791 | Adoption of the Bill of Rights | Philadelphia |
| 1800 | Move of the Capital | Washington, D.C. |
| 1800 | Founding of the University of Pennsylvania | Philadelphia |
| 1812 | War of 1812 | Philadelphia |
| 1820 | Slavery Abolished | Philadelphia |
| 1838 | Founding of the University of Delaware | Delaware |
| 1850 | Founding of the University of Maryland | Maryland |
| 1862 | Founding of the University of Virginia | Virginia |
| 1864 | Founding of the University of North Carolina | North Carolina |
| 1878 | Founding of the University of Texas | Texas |
| 1882 | Founding of the University of California | California |
| 1888 | Founding of the University of Wisconsin | Wisconsin |
| 1892 | Founding of the University of Michigan | Michigan |
| 1897 | Founding of the University of Illinois | Illinois |
| 1900 | Founding of the University of Minnesota | Minnesota |
| 1909 | Founding of the University of Washington | Washington |
| 1915 | Founding of the University of Oregon | Oregon |
| 1917 | Founding of the University of Arizona | Arizona |
| 1920 | Founding of the University of Colorado | Colorado |
| 1929 | Founding of the University of Nevada | Nevada |
| 1931 | Founding of the University of Idaho | Idaho |
| 1933 | Founding of the University of Montana | Montana |
| 1939 | Founding of the University of Wyoming | Wyoming |
| 1948 | Founding of the University of Alaska | Alaska |
| 1957 | Founding of the University of Hawaii | Hawaii |
| 1969 | Founding of the University of Puerto Rico | Puerto Rico |
| 1970 | Founding of the University of the Virgin Islands | Virgin Islands |
| 1972 | Founding of the University of Guam | Guam |
| 1978 | Founding of the University of Northern Iowa | Iowa |
| 1980 | Founding of the University of South Florida | Florida |
| 1981 | Founding of the University of Mississippi | Mississippi |
| 1982 | Founding of the University of South Carolina | South Carolina |
| 1983 | Founding of the University of Louisiana | Louisiana |
| 1984 | Founding of the University of Missouri | Missouri |
| 1985 | Founding of the University of Kentucky | Kentucky |
| 1986 | Founding of the University of Tennessee | Tennessee |
| 1987 | Founding of the University of Alabama | Alabama |
| 1988 | Founding of the University of Georgia | Georgia |
| 1989 | Founding of the University of Florida | Florida |
| 1990 | Founding of the University of South Carolina | South Carolina |
| 1991 | Founding of the University of Louisiana | Louisiana |
| 1992 | Founding of the University of Missouri | Missouri |
| 1993 | Founding of the University of Kentucky | Kentucky |
| 1994 | Founding of the University of Tennessee | Tennessee |
| 1995 | Founding of the University of Alabama | Alabama |
| 1996 | Founding of the University of Georgia | Georgia |
| 1997 | Founding of the University of Florida | Florida |
| 1998 | Founding of the University of South Carolina | South Carolina |
| 1999 | Founding of the University of Louisiana | Louisiana |
| 2000 | Founding of the University of Missouri | Missouri |
| 2001 | Founding of the University of Kentucky | Kentucky |
| 2002 | Founding of the University of Tennessee | Tennessee |
| 2003 | Founding of the University of Alabama | Alabama |
| 2004 | Founding of the University of Georgia | Georgia |
| 2005 | Founding of the University of Florida | Florida |
| 2006 | Founding of the University of South Carolina | South Carolina |
| 2007 | Founding of the University of Louisiana | Louisiana |
| 2008 | Founding of the University of Missouri | Missouri |
| 2009 | Founding of the University of Kentucky | Kentucky |
| 2010 | Founding of the University of Tennessee | Tennessee |
| 2011 | Founding of the University of Alabama | Alabama |
| 2012 | Founding of the University of Georgia | Georgia |
| 2013 | Founding of the University of Florida | Florida |
| 2014 | Founding of the University of South Carolina | South Carolina |
| 2015 | Founding of the University of Louisiana | Louisiana |
| 2016 | Founding of the University of Missouri | Missouri |
| 2017 | Founding of the University of Kentucky | Kentucky |
| 2018 | Founding of the University of Tennessee | Tennessee |
| 2019 | Founding of the University of Alabama | Alabama |
| 2020 | Founding of the University of Georgia | Georgia |
| 2021 | Founding of the University of Florida | Florida |
| 2022 | Founding of the University of South Carolina | South Carolina |
| 2023 | Founding of the University of Louisiana | Louisiana |
| 2024 | Founding of the University of Missouri | Missouri |
| 2025 | Founding of the University of Kentucky | Kentucky |

NEBRASKA


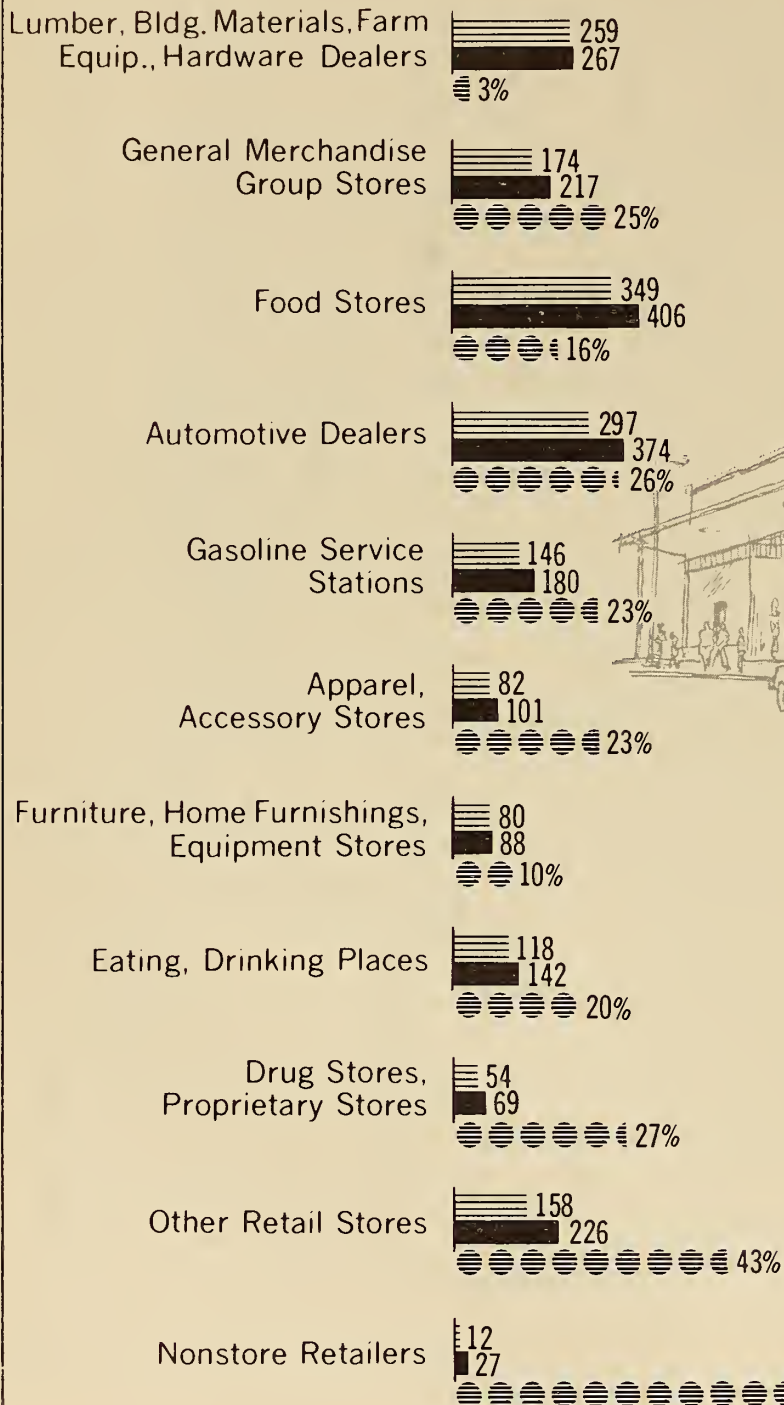
Incorporated places of 100,000 and over
 Incorporated places of 25,000-100,000
 Standard Metropolitan Statistical Areas



1958 \$1,730,454,000
State total
 1963 \$2,095,624,000

EACH SYMBOL =
5% CHANGE

NEBRASKA Retail Trade: 1958 and 1963 SALES IN MILLIONS OF DOLLARS



1958 1963

1963 CENSUS OF BUSINESS, U. S. Department of Commerce, Bureau of the Census

TABLE 1. The State: 1963 and 1958

| SIC code | Kind of business | 1963 | | | | 1958 | | | |
|-----------|---|-------------------|--------------------------|--|--|-------------------|--------------------------|--|--|
| | | Establishments | | Sales | | Establishments | | Sales | |
| | | Total (number) | With payroll (number) | Total, all establishments (\$1,000) | Establishments with payroll (\$1,000) | Total (number) | With payroll (number) | Total, all establishments (\$1,000) | Establishments with payroll (\$1,000) |
| | RETAIL TRADE, TOTAL | 16 057 | 11 897 | 2 095 624 | 2 002 494 | 16 819 | 12 093 | 1 730 454 | 1 632 868 |
| | LUMBER, BUILDING MATERIALS, HARDWARE, FARM EQUIPMENT DEALERS | | | | | | | | |
| | TOTAL | 1 739 | 1 459 | 266 547 | 259 463 | 2 049 | 1 633 | 258 924 | 249 268 |
| 52 | LUMBER AND OTHER BUILDING MATERIALS DEALERS | 489 | 451 | 84 551 | 83 663 | 540 | 474 | 78 558 | 77 040 |
| 522-524 | HEATING, PLUMBING, PAINT, ELECTRICAL STORES | 174 | 142 | 16 023 | 15 379 | 210 | 138 | 12 996 | 11 806 |
| 5251 | HARDWARE STORES | 505 | 369 | 33 993 | 30 659 | 605 | 407 | 36 628 | 32 134 |
| 5252 | FARM EQUIPMENT DEALERS | 571 | 497 | 131 980 | 129 762 | 604 | 614 | 130 742 | 128 248 |
| | GENERAL MERCHANDISE GROUP STORES* | | | | | | | | |
| | TOTAL | 551 | 449 | 217 020 | 214 960 | 683 | 511 | 174 135 | 169 609 |
| 53 PART* | DEPARTMENT STORES | 37 | 37 | 148 683 | 148 683 | 35 | 35 | 107 388 | 107 388 |
| 533 | LIMITED PRICE VARIETY STORES | 221 | 187 | 34 064 | 33 810 | 224 | 188 | 26 147 | 25 549 |
| 539 | MISCELLANEOUS GENERAL MERCHANDISE STORES | 293 | 225 | 34 273 | 32 467 | 424 | 288 | 40 600 | 36 672 |
| | FOOD STORES | | | | | | | | |
| | TOTAL | 1 973 | 1 417 | 406 148 | 387 370 | 2 343 | 1 613 | 348 707 | 329 903 |
| 54 | GROCERY STORES, INCLUDING DELICATESSENS | 1 573 | 1 165 | 384 526 | 369 698 | 1 793 | 1 301 | 321 744 | 307 252 |
| 542 | MEAT MARKETS, FISH (SEAFOOD) MARKETS | 90 | 46 | 6 913 | 6 081 | (1) | (1) | (1) | (1) |
| 543 | FRUIT STORES, VEGETABLE MARKETS | 41 | 13 | 2 352 | 808 | 101 | 23 | 3 433 | 1 737 |
| 544 | CANDY, NUT, CONFECTIONERY STORES | 35 | 15 | 951 | 747 | 53 | 29 | 1 440 | 1 134 |
| 545-549 | OTHER FOOD STORES | 234 | 178 | 11 406 | 10 036 | 273 | 185 | 12 625 | 11 185 |
| | AUTOMOTIVE DEALERS | | | | | | | | |
| 55 EX.554 | TOTAL | 999 | 777 | 373 871 | 366 075 | 1 000 | 788 | 297 059 | 290 671 |
| | GASOLINE SERVICE STATIONS | | | | | | | | |
| 55PT(554) | TOTAL | 2 160 | 1 662 | 179 980 | 163 960 | 2 174 | 1 608 | 146 432 | 131 038 |
| | APPAREL, ACCESSORY STORES | | | | | | | | |
| | TOTAL | 842 | 716 | 100 607 | 97 865 | 802 | 652 | 81 969 | 78 987 |
| 561,567 | MEN'S, BOYS' APPAREL STORES, CUSTOM TAILORS | 155 | 141 | 15 158 | 14 940 | 179 | 157 | 14 225 | 13 789 |
| 562-3,568 | WOMEN'S CLOTHING, SPECIALTY STORES | 273 | 251 | 34 157 | 33 837 | 284 | 232 | 29 070 | 28 158 |
| 562 | WOMEN'S READY-TO-WEAR STORES | 226 | 214 | 31 027 | 30 783 | ** | 199 | ** | 25 283 |
| 563,568 | WOMEN'S ACCESSORY, SPECIALTY STORES, FURRIERS | 47 | 37 | 3 150 | 3 054 | ** | 33 | ** | 2 875 |
| 565 | FAMILY CLOTHING STORES | 172 | 134 | 32 884 | 31 864 | ** | 102 | ** | 23 829 |
| 566 | SHOE STORES | 196 | 160 | 16 171 | 15 213 | ** | 130 | 12 445 | 11 667 |
| 564,569 | OTHER APPAREL, ACCESSORY STORES | 46 | 30 | 2 237 | 2 011 | 39 | 31 | 1 696 | 1 544 |
| | FURNITURE, HOME FURNISHINGS, EQUIPMENT STORES | | | | | | | | |
| | TOTAL | 809 | 611 | 87 695 | 84 353 | 971 | 695 | 79 889 | 75 645 |
| 571 | FURNITURE, HOME FURNISHINGS STORES | 383 | 257 | 52 477 | 50 419 | 360 | 266 | 42 763 | 41 429 |
| 572,573 | HOUSEHOLD APPLIANCE, RADIO, TELEVISION, MUSIC STORES | 426 | 354 | 35 218 | 33 934 | 611 | 429 | 37 126 | 34 216 |
| | EATING, DRINKING PLACES | | | | | | | | |
| | TOTAL | 3 029 | 2 407 | 142 408 | 130 498 | 3 273 | 2 491 | 118 332 | 104 020 |
| 5812 | EATING PLACES | 1 951 | 1 631 | 95 486 | 91 284 | 2 047 | 1 697 | 76 005 | 70 879 |
| 5813 | DRINKING PLACES (ALCOHOLIC BEVERAGES) | 1 078 | 776 | 46 922 | 39 214 | 1 226 | 794 | 42 327 | 33 141 |
| | DRUG STORES, PROPRIETARY STORES | | | | | | | | |
| 59PT(591) | TOTAL | 564 | 516 | 68 605 | 67 927 | 583 | 517 | 54 052 | 52 370 |
| 591 | DRUG STORES | 501 | 469 | 66 300 | 65 844 | 524 | 476 | 52 658 | 51 302 |
| | PROPRIETARY STORES | 63 | 47 | 2 305 | 2 083 | 59 | 41 | 1 394 | 1 068 |
| | OTHER RETAIL STORES | | | | | | | | |
| 59 EX.591 | TOTAL | 2 613 | 1 781 | 225 919 | 209 209 | 2 399 | 1 517 | 158 468 | 142 714 |
| 592 | LIQUOR STORES | 487 | 347 | 29 799 | 25 133 | 487 | 351 | 26 188 | 22 166 |
| 593 | ANTIQUA STORES, SECONDHAND STORES | 190 | 100 | 7 628 | 6 568 | 145 | 87 | 5 372 | 4 792 |
| 594 | BOOK, STATIONERY STORES | 47 | 33 | 2 412 | 2 224 | 47 | 29 | 2 569 | 2 295 |
| 595 | SPORTING GOODS STORES, BICYCLE SHOPS | 83 | 43 | 4 210 | 3 400 | 95 | 43 | 4 282 | 3 404 |
| 596 | FARM, GARDEN SUPPLY STORES, INCLUDING FEED STORES | 809 | 565 | 126 636 | 120 518 | 631 | 421 | 69 014 | 65 522 |
| 597 | JEWELRY STORES | 214 | 154 | 12 409 | 11 409 | 211 | 143 | 9 467 | 8 455 |
| 598 | FUEL, ICE DEALERS | 183 | 129 | 18 004 | 17 388 | 217 | 139 | 19 796 | 18 116 |
| 599 | OTHER STORES | 600 | 410 | 24 821 | 22 569 | 566 | 304 | 21 780 | 18 054 |
| | NONSTORE RETAILERS* | | | | | | | | |
| 53 PART* | TOTAL | 778 | 102 | 26 824 | 20 814 | 542 | 68 | 12 487 | 8 563 |

Standard Notes: - Represents zero. (D) Withheld to avoid disclosure. (NA) Not available. (X) Not applicable.

*Nonstore retailers, part of SIC major group 53, are shown separately in this table.

**Data not provided because establishments with no payroll are classified only at the next broader kind-of-business level.

*Comparable data not available because of change in kind-of-business definition.

TABLE 2. The State: 1963

| SIC code | Kind of business | Establishments | | Sales | | Payroll, entire year (\$1,000) | Payroll, workweek ended nearest Nov. 15 (dollars) | Paid employees, workweek ended nearest Nov. 15 (number) | Active proprietors of unincorporated businesses (number) |
|-----------|--|----------------|-----------------------|-------------------------------------|---------------------------------------|--------------------------------|---|---|--|
| | | Total (number) | With payroll (number) | Total, all establishments (\$1,000) | Establishments with payroll (\$1,000) | | | | |
| | RETAIL TRADE, TOTAL | 16 057 | 11 897 | 2 095 624 | 2 002 494 | 214 713 | 4 193 327 | 70 353 | 15 288 |
| | LUMBER, BUILDING MATERIALS, HARDWARE, FARM EQUIPMENT DEALERS | | | | | | | | |
| 52 | TOTAL | 1 739 | 1 459 | 266 547 | 259 463 | 25 790 | 494 479 | 6 342 | 1 576 |
| 521 | LUMBER YARDS | 372 | 354 | 70 640 | 70 006 | 8 132 | 154 170 | 1 849 | 227 |
| | BUILDING MATERIALS DEALERS | 117 | 97 | 13 911 | 13 657 | 1 493 | 29 885 | 419 | 99 |
| 522 | HEATING, PLUMBING EQUIPMENT DEALERS | 58 | 48 | 3 532 | 3 338 | 725 | 14 147 | 166 | 62 |
| 523 | PAINT, GLASS, WALLPAPER STORES | 100 | 84 | 10 055 | 9 731 | 1 531 | 32 630 | 406 | 64 |
| 524 | ELECTRICAL SUPPLY STORES | 16 | 10 | 2 436 | 2 310 | 425 | 7 782 | 86 | 20 |
| 5251 | HARDWARE STORES | 505 | 369 | 33 993 | 30 659 | 3 300 | 64 750 | 1 047 | 533 |
| 5252 | FARM EQUIPMENT DEALERS | 571 | 497 | 131 980 | 129 762 | 10 184 | 191 115 | 2 369 | 571 |
| | GENERAL MERCHANDISE GROUP STORES* | | | | | | | | |
| 53 PART* | TOTAL | 551 | 449 | 217 020 | 214 960 | 31 402 | 603 119 | 11 565 | 439 |
| 531 | DEPARTMENT STORES | 37 | 37 | 148 683 | 148 683 | 22 823 | 427 834 | 7 698 | 4 |
| 533 | LIMITED PRICE VARIETY STORES | 221 | 187 | 34 064 | 33 810 | 5 135 | 104 014 | 2 534 | 167 |
| 539 | GENERAL MERCHANDISE STORES | 263 | 205 | 33 362 | 31 634 | 3 339 | 69 368 | 1 281 | 238 |
| | DRY GOODS STORES | 21 | 19 | 755 | (D) | (D) | (D) | (D) | (D) |
| | SEWING, NEEDLEWORK STORES | 9 | 1 | 156 | (D) | (D) | (D) | (D) | (D) |
| | FOOD STORES | | | | | | | | |
| 54 | TOTAL | 1 973 | 1 417 | 406 148 | 387 370 | 27 480 | 530 539 | 9 932 | 1 949 |
| 541 | GROCERY STORES, INCLUDING DELICATESSENS | 1 573 | 1 165 | 384 526 | 369 698 | 24 595 | 478 634 | 8 873 | 1 535 |
| 542 | MEAT MARKETS | 85 | 43 | 6 663 | 5 863 | 586 | 9 092 | 136 | 91 |
| | FISH (SEAFOOD) MARKETS | 5 | 3 | 250 | (D) | (D) | (D) | (D) | (D) |
| 543 | FRUIT STORES, VEGETABLE MARKETS | 41 | 13 | 2 352 | 808 | 54 | 1 098 | 26 | 45 |
| 544 | CANDY, NUT, CONFECTIONERY STORES | 35 | 15 | 951 | 747 | 112 | 1 891 | 50 | 32 |
| 545 | DAIRY PRODUCTS STORES | 51 | 33 | 2 828 | 2 320 | 275 | 5 208 | 98 | 43 |
| 546 | RETAIL BAKERIES | 146 | 124 | 6 491 | 6 069 | 1 687 | 31 371 | 687 | 162 |
| 5462 | RETAIL BAKERIES, MANUFACTURING | 127 | 115 | 5 858 | 5 664 | 1 539 | 28 549 | 617 | 142 |
| 5463 | RETAIL BAKERIES, NONMANUFACTURING | 19 | 9 | 633 | 405 | 148 | 2 822 | 70 | 20 |
| 549 | EGG AND POULTRY DEALERS | 24 | 18 | 1 758 | 1 518 | 85 | 1 633 | 34 | 26 |
| | OTHER | 13 | 3 | 329 | (D) | (D) | (D) | (D) | (D) |
| | AUTOMOTIVE DEALERS | | | | | | | | |
| 55 EX-554 | TOTAL | 999 | 777 | 373 871 | 366 075 | 31 951 | 627 698 | 6 886 | 898 |
| 551 | PASSENGER CAR DEALERS, FRANCHISED | 468 | 456 | 314 755 | 314 079 | 26 508 | 523 744 | 5 617 | 401 |
| | DOMESTIC CAR DEALERS | 444 | 434 | 299 035 | 298 489 | 25 156 | 492 706 | 5 326 | 384 |
| | IMPORTED CAR DEALERS | 17 | 15 | 6 119 | 5 989 | 516 | 13 281 | 138 | 14 |
| | DOMESTIC AND IMPORTED CAR DEALERS | 7 | 7 | 9 601 | 9 601 | 836 | 17 757 | 153 | 3 |
| 552 | PASSENGER CAR DEALERS, NONFRANCHISED | 231 | 97 | 24 046 | 18 814 | 1 402 | 27 850 | 338 | 254 |
| 553 | TIRE, BATTERY, ACCESSORY DEALERS | 176 | 142 | 20 496 | 19 814 | 2 790 | 53 623 | 618 | 138 |
| | HOME AND AUTO SUPPLY STORES | 31 | 29 | 3 508 | 3 482 | 434 | 6 866 | 134 | 25 |
| 559 | MISCELLANEOUS AIRCRAFT, MARINE, AUTOMOTIVE DEALERS | 93 | 53 | 11 066 | 9 886 | 817 | 15 615 | 179 | 80 |
| | AIRCRAFT, BOAT, MOTORCYCLE DEALERS | 49 | 23 | 2 033 | (D) | (D) | (D) | (D) | (D) |
| | HOUSEHOLD TRAILER DEALERS | 37 | 27 | 6 961 | 6 313 | 448 | 9 614 | 105 | 24 |
| | OTHER AUTOMOTIVE DEALERS | 7 | 3 | 2 072 | (D) | (D) | (D) | (D) | (D) |
| | GASOLINE SERVICE STATIONS | | | | | | | | |
| 55PT(554) | TOTAL | 2 16D | 1 662 | 179 98D | 163 960 | 14 468 | 298 105 | 5 042 | 2 204 |
| | APPAREL, ACCESSORY STORES | | | | | | | | |
| 56 | TOTAL | 842 | 716 | 100 607 | 97 865 | 13 423 | 251 845 | 4 629 | 694 |
| 561,567 | MEN'S, BOYS' APPAREL STORES, CUSTOM TAILORS | 155 | 141 | 15 158 | 14 940 | 2 049 | 38 668 | 548 | 153 |
| 561 | MEN'S, BOYS' CLOTHING AND FURNISHINGS STORES | 143 | 137 | 14 922 | 14 752 | 1 976 | 37 256 | 531 | 142 |
| 567 | CUSTOM TAILORS | 12 | 4 | 236 | 188 | 73 | 1 412 | 17 | 11 |
| 562-3,568 | WOMEN'S CLOTHING, SPECIALTY STORES | 273 | 251 | 34 157 | 33 837 | 4 436 | 82 886 | 1 843 | 226 |
| 562 | WOMEN'S READY-TO-WEAR STORES | 226 | 214 | 31 027 | 30 783 | 3 977 | 73 431 | 1 684 | 202 |
| 563,568 | WOMEN'S ACCESSORY, SPECIALTY STORES, FURRIERS | 47 | 37 | 3 13D | 3 054 | 459 | 9 455 | 159 | 24 |
| 563 | MILLINERY STORES | 17 | 13 | (D) | (D) | (D) | (D) | (D) | (D) |
| | CORSET, LINGERIE STORES | 1 | 1 | (D) | (D) | (D) | (D) | (D) | (D) |
| | HOSEY STORES | - | - | - | - | - | - | - | - |
| | APPAREL, ACCESSORY, OTHER SPECIALTY STORES | 15 | 13 | 1 676 | 1 654 | 211 | 4 230 | 77 | 11 |
| 568 | FURRIERS, FUR SHOPS | 14 | 10 | 757 | 729 | 143 | 3 35D | 41 | 8 |
| 565 | FAMILY CLOTHING STORES | 172 | 134 | 32 884 | 31 864 | 4 510 | 84 755 | 1 507 | 128 |
| 566 | SHOE STORES | 196 | 160 | 16 171 | 15 213 | 2 193 | 41 485 | 626 | 137 |
| | MEN'S SHOE STORES | 11 | 11 | (D) | (D) | (D) | (D) | (D) | (D) |
| | WOMEN'S SHOE STORES | 16 | 16 | 2 734 | 2 734 | 414 | 7 449 | 125 | 6 |
| | CHILDREN'S, JUVENILES' SHOE STORES | 2 | 2 | (D) | (D) | (D) | (D) | (D) | (D) |
| | FAMILY SHOE STORES | 167 | 131 | 12 544 | 11 586 | 1 657 | 31 878 | 471 | 125 |
| 564 | CHILDREN'S, INFANTS' WEAR STORES | 36 | 26 | 2 088 | 1 914 | 225 | 3 887 | 101 | 4D |
| 569 | MISCELLANEOUS APPAREL, ACCESSORY STORES | 10 | 4 | 149 | 97 | 10 | 164 | 4 | 10 |

Standard Notes: - Represents zero. (D) Withheld to avoid disclosure. (NA) Not available. (X) Not applicable.
 *Nonstore retailers, part of SIC major group 53, are shown separately in this table.

TABLE 2. The State: 1963—Continued

| SIC code | Kind of business | Establishments | | Sales | | Payroll, entire year (\$1,000) | Payroll, workweek ended nearest Nov. 15 (dollars) | Paid employees, workweek ended nearest Nov. 15 (number) | Active proprietors of unincorporated businesses (number) |
|---|---|----------------|-----------------------|-------------------------------------|---------------------------------------|--------------------------------|---|---|--|
| | | Total (number) | With payroll (number) | Total, all establishments (\$1,000) | Establishments with payroll (\$1,000) | | | | |
| FURNITURE, HOME FURNISHINGS, EQUIPMENT STORES | | | | | | | | | |
| 57 | TOTAL | 809 | 611 | 87 695 | 84 353 | 11 070 | 214 012 | 2 605 | 724 |
| 571 | FURNITURE, HOME FURNISHINGS STORES | 383 | 257 | 52 477 | 50 419 | 6 681 | 125 729 | 1 454 | 378 |
| 5712 | FURNITURE STORES | 263 | 183 | 37 883 | 36 563 | 4 502 | 82 680 | 1 025 | 256 |
| 5713 | FLOOR COVERING STORES | 67 | 47 | 12 631 | 12 129 | 1 928 | 38 388 | 350 | 65 |
| 5714 | DRAPERY, CURTAIN, UPHOLSTERY STORES | 23 | 15 | 814 | 746 | 112 | 1 971 | 44 | 25 |
| 5715 | CHINA, GLASSWARE, METALWARE STORES | 19 | 7 | 527 | (0) | (0) | (0) | (0) | (0) |
| 5719 | MISCELLANEOUS HOME FURNISHINGS STORES | 11 | 5 | 622 | (0) | (0) | (0) | (0) | (0) |
| 572 | HOUSEHOLD APPLIANCE STORES | 276 | 232 | 22 796 | 22 024 | 2 707 | 53 652 | 679 | 200 |
| 5732 | RADIO, TELEVISION STORES | 92 | 78 | 5 164 | 4 962 | 604 | 11 871 | 182 | 97 |
| 5733 | MUSIC STORES | 58 | 44 | 7 258 | 6 948 | 1 078 | 22 760 | 290 | 49 |
| | RECORD SHOPS | 8 | 6 | 321 | 289 | 33 | 636 | 15 | 5 |
| | MUSICAL INSTRUMENT STORES | 50 | 38 | 6 937 | 6 659 | 1 045 | 22 124 | 275 | 44 |
| EATING, DRINKING PLACES | | | | | | | | | |
| 58 | TOTAL | 3 029 | 2 407 | 142 408 | 130 498 | 27 606 | 565 760 | 13 754 | 3 162 |
| 5812 | EATING PLACES | 1 951 | 1 631 | 95 486 | 91 284 | 22 450 | 462 237 | 11 660 | 2 035 |
| | RESTAURANTS, LUNCHROOMS | 1 456 | 1 206 | 75 001 | 71 567 | 18 131 | 359 086 | 8 980 | 1 533 |
| | CAFETERIAS | 37 | 37 | 3 089 | 3 089 | 888 | 19 442 | 478 | 25 |
| | REFRESHMENT PLACES | 410 | 346 | 15 072 | 14 318 | 2 787 | 67 845 | 1 837 | 435 |
| 5813 | CATERERS | 48 | 42 | 2 324 | 2 310 | 644 | 15 864 | 365 | 42 |
| | DRINKING PLACES (ALCOHOLIC BEVERAGES) | 1 078 | 776 | 46 922 | 39 214 | 5 156 | 103 523 | 2 094 | 1 127 |
| DRUG STORES, PROPRIETARY STORES | | | | | | | | | |
| 59PT(591) | TOTAL | 564 | 516 | 68 605 | 67 927 | 8 748 | 170 476 | 3 228 | 584 |
| 591 | DRUG STORES | 501 | 469 | 66 300 | 65 844 | 8 510 | 166 170 | 3 109 | 513 |
| | PROPRIETARY STORES | 63 | 47 | 2 305 | 2 083 | 238 | 4 306 | 119 | 71 |
| OTHER RETAIL STORES | | | | | | | | | |
| 59 EX-591 | TOTAL | 2 613 | 1 781 | 225 919 | 209 209 | 19 689 | 376 205 | 5 596 | 2 318 |
| 592 | LIQUOR STORES | 487 | 347 | 29 799 | 25 133 | 1 786 | 35 706 | 765 | 515 |
| 593 | ANTIQUA STORES, SECONDHAND STORES | 190 | 100 | 7 628 | 6 568 | 1 062 | 22 343 | 430 | 180 |
| 5932 | ANTIQUA STORES | 33 | 3 | 531 | (0) | (0) | (0) | (0) | (0) |
| 5933 | SECONDHAND STORES | 157 | 97 | 7 097 | (0) | (0) | (0) | (0) | (0) |
| 594 | BOOK, STATIONERY STORES | 47 | 33 | 2 412 | 2 224 | 305 | 5 722 | 102 | 36 |
| 5942 | BOOK STORES | 24 | 14 | 1 038 | 968 | 94 | 1 795 | 44 | 17 |
| 5943 | STATIONERY STORES | 23 | 19 | 1 374 | 1 256 | 211 | 3 927 | 58 | 19 |
| 595 | SPORTING GOODS STORES, BICYCLE SHOPS | 83 | 43 | 4 210 | 3 400 | 351 | 6 460 | 101 | 89 |
| 5952 | SPORTING GOODS STORES | 74 | 36 | 3 906 | 3 112 | 327 | 6 014 | 92 | 79 |
| 5953 | BICYCLE SHOPS | 9 | 7 | 304 | 288 | 24 | 446 | 9 | 10 |
| 5962 | HAY, GRAIN, FEED STORES | 395 | 281 | 76 132 | 73 100 | 4 386 | 81 810 | 1 046 | 317 |
| 5969 | OTHER FARM SUPPLY STORES | 402 | 274 | 46 542 | 46 542 | 3 617 | 62 096 | 855 | 247 |
| | GARDEN SUPPLY STORES | 12 | 10 | 880 | 876 | 114 | 1 671 | 24 | 6 |
| 597 | JEWELRY STORES | 214 | 154 | 12 409 | 11 409 | 1 631 | 31 291 | 506 | 212 |
| 598 | FUEL, ICE DEALERS | 183 | 129 | 18 004 | 17 388 | 2 457 | 53 680 | 577 | 128 |
| 5982 | COAL AND WOOD DEALERS | 8 | 6 | 954 | (0) | (0) | (0) | (0) | (0) |
| | ICE DEALERS | 10 | 2 | 85 | (0) | (0) | (0) | (0) | (0) |
| 5983 | FUEL OIL DEALERS | 41 | 23 | 6 390 | 6 230 | 643 | 12 112 | 132 | 40 |
| 5984 | BOTTLED GAS DEALERS | 124 | 98 | 10 575 | 10 193 | 1 683 | 38 973 | 410 | 73 |
| 5992 | FLORISTS | 131 | 101 | 5 824 | 5 526 | 1 130 | 20 949 | 363 | 142 |
| 5993 | CIGAR STORES, STANOS | 34 | 30 | 1 438 | 1 390 | 181 | 4 577 | 107 | 23 |
| 5994 | NEWS DEALERS, NEWSSTANOS | 24 | 16 | 1 305 | 887 | 119 | 1 870 | 39 | 28 |
| 5996 | CAMERA, PHOTOGRAPHIC SUPPLY STORES | 23 | 21 | 1 951 | 1 891 | 225 | 4 325 | 87 | 16 |
| 5997 | GIFT, NOVELTY, SOUVENIR SHOPS | 60 | 34 | 1 460 | 1 166 | 121 | 2 188 | 56 | 66 |
| 5998 | OPTICAL GOODS STORES | 123 | 113 | 5 137 | 5 017 | 916 | 17 130 | 227 | 123 |
| 5999 | TYPEWRITER STORES | 11 | 9 | 2 694 | 2 628 | 535 | 9 585 | 97 | 7 |
| | LUGGAGE, LEATHER GOODS STORES | 15 | 3 | 374 | (0) | (0) | (0) | (0) | (0) |
| | Hobby, Toy, Game Shops | 33 | 17 | 832 | 746 | 80 | 1 809 | 33 | 33 |
| | RELIGIOUS GOODS STORES | 5 | 3 | 463 | 429 | 86 | 1 529 | 25 | 3 |
| | PET SHOPS | 10 | 6 | 290 | 244 | 27 | 551 | 12 | 11 |
| | OTHER | 131 | 57 | 3 053 | (0) | (0) | (0) | (0) | (0) |
| NONSTORE RETAILERS* | | | | | | | | | |
| 53 PART* | TOTAL | 778 | 102 | 26 824 | 20 814 | 3 086 | 61 089 | 774 | 740 |
| 532 | MAIL-ORDER HOUSES | 23 | 23 | 6 477 | 6 477 | 437 | 9 093 | 169 | 4 |
| 534 | MERCHANT VENDING MACHINE OPERATORS | 57 | 27 | 6 173 | 5 679 | 854 | 18 401 | 188 | 51 |
| 535 | DIRECT SELLING (HOUSE-TO-HOUSE) ORGANIZATIONS | 698 | 52 | 14 174 | 8 658 | 1 795 | 33 595 | 417 | 685 |

Standard Notes: — Represents zero. (D) Withheld to avoid disclosure. (NA) Not available. (X) Not applicable.
 *Nonstore retailers, part of SIC major group 53, are shown separately in this table.

TABLE 3. Counties; Cities of 2,500

| Line number | County and city | Total | | | | | | | | Kind-of-business group | | | |
|-------------|-------------------------------|----------------|--------------|---------------------------|-----------------------------|----------------------|---|--|---|--|-----------|------------------------------------|--------|
| | | Establishments | | Sales | | Payroll, entire year | Payroll, workweek ended nearest Nov. 15 | Paid employees, workweek ended nearest Nov. 15 | Active proprietors of unincorporated businesses | Lumber, building matls., hardware, farm equip. dealers | | General merchandise group stores * | |
| | | Total | With payroll | Total, all establishments | Establishments with payroll | | | | | Establishments | Sales | Establishments | Sales |
| (number) | (number) | (\$1,000) | (\$1,000) | (\$1,000) | (dollars) | (number) | (number) | (number) | (\$1,000) | (number) | (\$1,000) | | |
| 1 | FRANKLIN COUNTY | 81 | 61 | 7 012 | 6 334 | 518 | 9 325 | 197 | 91 | 14 | 2 188 | 3 | 185 |
| 2 | FRONTIER COUNTY | 64 | 40 | 4 318 | 3 700 | 273 | 4 800 | 88 | 62 | 10 | 909 | 2 | (0) |
| 3 | FURNAS COUNTY | 152 | 96 | 11 321 | 10 115 | 751 | 13 865 | 274 | 165 | 19 | 2 014 | 7 | 267 |
| 4 | GAGE COUNTY | 291 | 229 | 34 833 | 33 161 | 3 242 | 61 974 | 1 019 | 272 | 32 | 5 645 | 14 | 2 477 |
| 5 | BEATRICE | 184 | 156 | 25 860 | 25 244 | 2 664 | 50 752 | 822 | 161 | 16 | 3 346 | 10 | 2 274 |
| 6 | REMAINDER OF COUNTY | 107 | 73 | 8 973 | 7 917 | 578 | 11 222 | 197 | 111 | 16 | 2 299 | 4 | 203 |
| 7 | GARCON COUNTY | 58 | 44 | 3 331 | 3 111 | 242 | 5 097 | 110 | 59 | 9 | 450 | 1 | (0) |
| 8 | GARFIELD COUNTY | 44 | 30 | 3 605 | 3 395 | 267 | 4 839 | 87 | 51 | 5 | 623 | 1 | (0) |
| 9 | GOSPER COUNTY | 13 | 11 | 2 408 | 2 376 | 181 | 3 349 | 56 | 13 | 3 | (0) | 1 | (0) |
| 10 | GRANT COUNTY | 22 | 14 | 1 545 | 1 137 | 96 | 1 718 | 31 | 24 | 1 | (0) | 3 | 121 |
| 11 | GREELEY COUNTY | 71 | 61 | 5 063 | 4 821 | 352 | 6 551 | 140 | 73 | 18 | 1 418 | 2 | (0) |
| 12 | HALL COUNTY | 405 | 327 | 66 508 | 64 882 | 7 414 | 141 843 | 2 414 | 364 | 33 | 8 543 | 11 | 6 976 |
| 13 | GRAND ISLAND | 300 | 240 | 50 969 | 49 803 | 6 018 | 113 797 | 1 975 | 275 | 22 | 5 212 | 9 | (0) |
| 14 | REMAINDER OF COUNTY | 105 | 87 | 15 539 | 15 079 | 1 396 | 28 046 | 439 | 89 | 11 | 3 331 | 2 | (0) |
| 15 | HAMILTON COUNTY | 100 | 74 | 11 181 | 10 639 | 885 | 17 299 | 294 | 89 | 13 | 2 004 | 4 | 397 |
| 16 | AURORA | 64 | 54 | 9 264 | 9 080 | 769 | 15 389 | 252 | 55 | 6 | 1 452 | 4 | 397 |
| 17 | REMAINDER OF COUNTY | 36 | 20 | 1 917 | 1 559 | 116 | 1 910 | 42 | 34 | 7 | 552 | - | - |
| 18 | HARLAN COUNTY | 79 | 59 | 5 303 | 4 849 | 351 | 6 654 | 153 | 83 | 7 | 524 | 4 | 320 |
| 19 | HAYES COUNTY | 16 | 8 | 682 | 582 | 45 | 875 | 19 | 16 | 3 | (0) | - | - |
| 20 | HITCHCOCK COUNTY | 75 | 55 | 5 807 | 5 621 | 358 | 7 662 | 136 | 78 | 13 | 740 | 4 | 136 |
| 21 | HOLT COUNTY | 207 | 141 | 17 537 | 16 113 | 1 234 | 23 684 | 453 | 218 | 22 | 2 636 | 10 | 655 |
| 22 | ONEILL | 75 | 65 | 8 288 | 8 014 | 712 | 13 932 | 258 | 72 | 8 | 1 233 | 2 | (0) |
| 23 | REMAINDER OF COUNTY | 132 | 76 | 9 249 | 8 099 | 522 | 9 752 | 195 | 146 | 14 | 1 403 | 8 | (0) |
| 24 | HODKER COUNTY | 24 | 20 | 2 917 | 2 901 | 231 | 5 072 | 70 | 22 | 4 | 275 | 2 | (0) |
| 25 | HOWARD COUNTY | 92 | 58 | 7 639 | 6 737 | 535 | 9 143 | 178 | 103 | 13 | 1 710 | 10 | 412 |
| 26 | JEFFERSON COUNTY | 167 | 123 | 18 160 | 17 304 | 1 556 | 29 697 | 554 | 162 | 27 | 3 874 | 4 | 1 681 |
| 27 | FAIRBURY | 109 | 87 | 14 243 | 13 873 | 1 328 | 25 148 | 469 | 103 | 19 | 2 831 | 3 | (0) |
| 28 | REMAINDER OF COUNTY | 58 | 36 | 3 917 | 3 431 | 228 | 4 549 | 85 | 59 | 8 | 1 043 | 1 | (0) |
| 29 | JOHNSON COUNTY | 109 | 69 | 7 630 | 6 650 | 514 | 9 602 | 202 | 113 | 17 | 1 838 | 8 | 310 |
| 30 | KEARNEY COUNTY | 94 | 72 | 8 776 | 7 864 | 750 | 14 966 | 301 | 101 | 11 | 1 685 | 3 | 231 |
| 31 | KEITH COUNTY | 151 | 121 | 15 065 | 14 641 | 1 458 | 27 009 | 449 | 147 | 13 | 1 751 | 5 | 824 |
| 32 | OGALLALA | 115 | 99 | 12 351 | 12 171 | 1 212 | 22 409 | 373 | 108 | 8 | 1 037 | 4 | (0) |
| 33 | REMAINDER OF COUNTY | 36 | 22 | 2 714 | 2 470 | 246 | 4 600 | 76 | 39 | 5 | 714 | 1 | (0) |
| 34 | KEYA PAHA COUNTY | 19 | 9 | 1 423 | 921 | 53 | 948 | 20 | 20 | 2 | (0) | 5 | 250 |
| 35 | KIMBALL COUNTY | 120 | 100 | 13 620 | 13 232 | 1 364 | 30 039 | 412 | 101 | 13 | 1 987 | 2 | (0) |
| 36 | KIMBALL | 98 | 88 | 12 855 | 12 665 | 1 321 | 29 232 | 395 | 75 | 11 | (0) | 2 | (0) |
| 37 | REMAINDER OF COUNTY | 22 | 12 | 765 | 567 | 43 | 807 | 17 | 26 | 2 | (0) | - | - |
| 38 | KNOX COUNTY | 193 | 125 | 14 528 | 13 306 | 1 016 | 20 108 | 395 | 202 | 36 | 4 617 | 6 | 814 |
| 39 | LANCASTER COUNTY | 1 139 | 891 | 229 053 | 224 595 | 28 257 | 556 183 | 9 566 | 1 001 | 76 | 18 995 | 20 | 46 913 |
| 40 | LINCOLN | 956 | 756 | 210 422 | 207 438 | 26 574 | 524 307 | 8 940 | 828 | 62 | 15 598 | 19 | (0) |
| 41 | REMAINDER OF COUNTY | 183 | 135 | 18 631 | 17 157 | 1 683 | 31 876 | 626 | 173 | 14 | 3 397 | 1 | (0) |
| 42 | LINCOLN COUNTY | 335 | 245 | 45 841 | 44 185 | 4 698 | 92 094 | 1 512 | 306 | 26 | 4 151 | 7 | 3 960 |
| 43 | NORTH PLATTE | 248 | 190 | 38 866 | 37 676 | 4 189 | 81 969 | 1 340 | 225 | 14 | 2 246 | 6 | (0) |
| 44 | REMAINDER OF COUNTY | 87 | 55 | 6 975 | 6 509 | 509 | 10 125 | 172 | 81 | 12 | 1 905 | 1 | (0) |
| 45 | LOGAN COUNTY | 14 | 12 | 804 | 712 | 50 | 1 062 | 24 | 16 | 5 | 317 | - | - |
| 46 | LOUP COUNTY | 14 | 6 | 372 | 224 | 24 | 423 | 10 | 13 | 2 | (0) | 1 | (0) |
| 47 | MCPHERSON COUNTY | 3 | 3 | (0) | (0) | (0) | (0) | (0) | (0) | - | - | 1 | (0) |
| 48 | MAOISON COUNTY | 386 | 292 | 46 560 | 44 884 | 4 577 | 89 558 | 1 537 | 372 | 42 | 6 583 | 12 | 3 714 |
| 49 | NORFOLK | 245 | 187 | 35 435 | 34 169 | 3 811 | 73 748 | 1 250 | 224 | 13 | 4 015 | 8 | 3 533 |
| 50 | REMAINDER OF COUNTY | 141 | 105 | 11 125 | 10 715 | 766 | 15 810 | 287 | 148 | 29 | 2 568 | 4 | 181 |
| 51 | MERRICK COUNTY | 122 | 90 | 12 502 | 11 410 | 958 | 18 588 | 337 | 123 | 12 | 2 248 | 3 | 397 |
| 52 | MORRILL COUNTY | 108 | 80 | 10 548 | 9 924 | 828 | 17 361 | 289 | 104 | 17 | 4 705 | 6 | 515 |
| 53 | NANCE COUNTY | 69 | 49 | 6 171 | 5 441 | 455 | 9 754 | 160 | 79 | 6 | 925 | 5 | 437 |
| 54 | NEBAMA COUNTY | 134 | 86 | 9 863 | 8 925 | 776 | 15 911 | 297 | 121 | 10 | 1 825 | 3 | 262 |
| 55 | AUBURN | 88 | 64 | 8 244 | 7 760 | 644 | 12 813 | 213 | 75 | 10 | 1 825 | 3 | 262 |
| 56 | REMAINDER OF COUNTY | 46 | 22 | 1 619 | 1 165 | 132 | 3 098 | 84 | 46 | - | - | - | - |
| 57 | NUCKOLLS COUNTY | 123 | 93 | 13 974 | 12 908 | 1 092 | 22 109 | 372 | 122 | 19 | 2 580 | 3 | 545 |
| 58 | SUPERIOR | 60 | 50 | 8 650 | 8 272 | 751 | 14 927 | 243 | 62 | 10 | 1 435 | 3 | 545 |
| 59 | REMAINDER OF COUNTY | 63 | 43 | 5 324 | 4 636 | 341 | 7 182 | 129 | 60 | 9 | 1 145 | - | - |

Standard Notes: - Represents zero. (D) Withheld to avoid disclosure. (NA) Not available. (X) Not applicable.
 * Nonstore retailers, part of SIC major group 53, are shown separately in this table.

Inhabitants or More: 1963—Continued

| Kind-of-business group — continued | | | | | | | | | | | | | | | | | | Line number |
|------------------------------------|--------------------|-------------------------|--------------------|----------------------------|--------------------|----------------------------|--------------------|---|--------------------|----------------------------|--------------------|---------------------------------|--------------------|----------------------------|--------------------|----------------------------|--------------------|-------------|
| Food stores | | Automotive dealers | | Gasoline service stations | | Apparel, accessory stores | | Furniture, home furnishings, equipment stores | | Eating, drinking places | | Drug stores, proprietary stores | | Other retail stores | | Nonstore retailers * | | |
| Establishments (number) | Sales (\$1,000) | Establishments (No.) | Sales (\$1,000) | Establishments (number) | Sales (\$1,000) | Establishments (number) | Sales (\$1,000) | Establishments (number) | Sales (\$1,000) | Establishments (number) | Sales (\$1,000) | Establishments (No.) | Sales (\$1,000) | Establishments (number) | Sales (\$1,000) | Establishments (number) | Sales (\$1,000) | |
| 11 | 1 367 | 7 | 560 | 10 | 464 | 4 | 178 | 1 | (D) | 13 | 311 | 3 | 192 | 15 | (D) | - | - | 1 |
| 9 | 665 | 3 | 628 | 11 | 775 | 1 | (D) | 1 | (D) | 9 | 168 | 3 | 104 | 15 | 870 | - | - | 2 |
| 23 | 2 524 | 11 | 2 271 | 21 | 1 559 | 4 | 224 | 9 | 455 | 17 | 321 | 9 | 407 | 16 | 1 219 | 16 | 60 | 3 |
| 42 | 7 461 | 15 | 6 134 | 37 | 3 737 | 18 | 1 657 | 20 | 1 483 | 44 | 1 480 | 10 | 1 254 | 44 | 2 696 | 15 | 809 | 4 |
| 22 | 5 239 | 11 | 5 072 | 23 | 2 870 | 16 | (D) | 19 | (D) | 27 | 1 076 | 7 | 1 129 | 26 | 1 437 | 7 | 413 | 5 |
| 20 | 2 222 | 4 | 1 062 | 14 | 867 | 2 | (D) | 1 | (D) | 17 | 404 | 3 | 125 | 18 | 1 259 | 8 | 396 | 6 |
| 6 | 747 | 2 | (D) | 9 | 576 | 3 | 140 | 4 | 59 | 12 | 271 | 3 | 113 | 5 | 285 | 2 | (D) | 7 |
| 6 | 882 | 3 | 483 | 4 | 99 | 2 | (D) | 4 | 148 | 5 | 122 | 2 | (D) | 10 | 910 | 2 | (D) | 8 |
| 1 | (D) | - | - | 1 | (D) | - | - | - | - | 2 | (D) | 1 | (D) | 4 | 485 | - | - | 9 |
| 9 | 517 | 1 | (D) | 2 | (D) | - | - | - | - | 2 | (D) | 2 | (D) | 2 | (D) | - | - | 10 |
| 7 | 775 | 4 | 333 | 9 | 797 | - | - | 1 | (D) | 16 | 413 | 3 | 173 | 9 | 1 070 | 2 | (D) | 11 |
| 36 | 12 744 | 34 | 11 698 | 52 | 5 564 | 20 | 3 270 | 25 | 3 469 | 74 | 3 988 | 13 | 3 013 | 81 | 6 382 | 26 | 861 | 12 |
| 25 | 10 424 | 20 | 8 575 | 33 | 3 189 | 19 | (D) | 25 | 3 469 | 52 | 3 395 | 11 | (D) | 60 | 3 104 | 24 | (D) | 13 |
| 11 | 2 320 | 14 | 3 123 | 19 | 2 375 | 1 | (D) | - | - | 22 | 593 | 2 | (D) | 21 | 3 278 | 2 | (D) | 14 |
| 15 | 2 177 | 10 | 3 745 | 11 | 683 | 3 | 193 | 4 | 326 | 14 | 392 | 2 | (D) | 24 | 1 100 | - | (D) | 15 |
| 5 | 1 741 | 8 | (D) | 7 | 427 | 3 | 193 | 4 | 326 | 9 | 287 | 2 | (D) | 16 | (D) | - | (D) | 16 |
| 10 | 436 | 2 | (D) | 4 | 256 | - | - | - | - | 5 | 105 | - | - | 8 | (D) | - | - | 17 |
| 13 | 1 082 | 8 | 1 079 | 12 | 951 | 3 | 121 | 3 | 127 | 13 | 332 | 2 | (D) | 12 | 629 | 2 | (D) | 18 |
| 4 | 216 | - | - | 6 | 330 | - | - | - | - | 1 | (D) | - | - | - | - | 2 | (D) | 19 |
| 10 | 971 | 3 | 198 | 12 | 754 | 1 | (D) | - | - | 19 | 343 | 3 | 142 | 6 | 2 487 | 4 | (D) | 20 |
| 24 | 3 485 | 8 | 3 448 | 30 | 1 945 | 10 | 901 | 11 | 561 | 45 | 1 219 | 6 | 427 | 32 | 2 190 | 9 | 70 | 21 |
| 5 | 1 916 | 4 | 1 717 | 9 | 519 | 7 | 673 | 9 | (D) | 17 | 628 | 3 | (D) | 8 | 625 | 3 | 42 | 22 |
| 19 | 1 569 | 4 | 1 731 | 21 | 1 426 | 3 | 228 | 2 | (D) | 28 | 591 | 3 | (D) | 24 | 1 565 | 6 | 28 | 23 |
| 2 | (D) | 5 | 1 267 | 1 | (D) | - | - | - | (D) | 2 | (D) | 1 | (D) | 5 | 615 | 2 | (D) | 24 |
| 7 | 1 023 | 5 | 1 841 | 9 | 506 | 2 | (D) | 4 | 195 | 26 | 577 | 3 | 180 | 11 | 1 010 | 2 | (D) | 25 |
| 26 | 3 348 | 14 | 3 310 | 19 | 987 | 6 | 687 | 8 | 821 | 24 | 839 | 4 | 354 | 32 | 2 055 | 3 | 204 | 26 |
| 16 | 2 833 | 10 | 3 177 | 13 | 600 | 6 | 687 | 5 | 459 | 12 | 464 | 4 | 354 | 18 | (D) | 3 | 204 | 27 |
| 10 | 515 | 4 | 133 | 6 | 387 | - | - | 3 | 362 | 12 | 375 | - | - | 14 | (D) | - | - | 28 |
| 14 | 1 100 | 8 | 1 060 | 18 | 1 130 | 4 | 241 | 2 | (D) | 15 | 277 | 4 | 325 | 17 | 1 261 | 2 | (D) | 29 |
| 13 | 1 286 | 8 | 1 595 | 8 | 705 | 5 | 158 | 3 | (D) | 18 | 787 | 2 | (D) | 18 | 1 863 | 5 | 47 | 30 |
| 14 | 2 793 | 13 | 2 958 | 20 | 2 326 | 10 | 680 | 8 | 492 | 28 | 1 246 | 2 | (D) | 31 | 1 407 | 7 | (D) | 31 |
| 8 | 2 393 | 11 | (D) | 14 | 1 419 | 10 | 680 | 6 | (D) | 22 | 946 | 2 | (D) | 25 | 1 239 | 5 | 247 | 32 |
| 6 | 400 | 2 | (D) | 6 | 907 | - | - | 2 | (D) | 6 | 300 | - | - | 6 | 168 | 2 | (D) | 33 |
| 4 | 530 | - | - | 2 | (D) | - | - | 2 | (D) | 1 | (D) | - | - | 3 | 179 | - | - | 34 |
| 12 | 3 329 | 14 | 3 009 | 11 | 1 164 | 9 | 675 | 7 | 411 | 28 | 1 027 | 2 | (D) | 17 | 1 123 | 5 | 263 | 35 |
| 10 | (D) | 11 | 2 920 | 8 | 921 | 9 | 675 | 7 | 411 | 21 | 917 | 2 | (D) | 14 | 1 040 | 3 | (D) | 36 |
| 2 | (D) | 3 | 89 | 3 | 243 | - | - | - | - | 7 | 110 | - | - | 3 | 83 | 2 | (D) | 37 |
| 21 | 2 453 | 11 | 1 628 | 26 | 1 159 | 9 | 409 | 2 | (D) | 35 | 1 077 | 7 | 471 | 36 | 1 791 | 4 | (D) | 38 |
| 126 | 41 690 | 70 | 41 318 | 194 | 16 963 | 44 | 13 480 | 75 | 9 295 | 202 | 13 947 | 47 | 9 449 | 206 | 15 518 | 79 | 1 485 | 39 |
| 97 | 39 112 | 53 | 39 044 | 154 | 13 864 | 40 | (D) | 70 | 8 984 | 156 | 11 565 | 45 | (D) | 182 | 13 567 | 78 | (D) | 40 |
| 29 | 2 578 | 17 | 2 274 | 40 | 3 099 | 4 | (D) | 5 | 311 | 46 | 2 382 | 2 | (D) | 24 | 1 951 | 1 | (D) | 41 |
| 42 | 8 430 | 17 | 7 886 | 53 | 6 166 | 22 | 3 293 | 23 | 2 132 | 55 | 2 560 | 13 | 2 779 | 47 | 4 059 | 30 | 425 | 42 |
| 27 | 7 284 | 15 | (D) | 33 | 4 227 | 21 | (D) | 22 | (D) | 37 | 2 126 | 11 | (D) | 40 | 3 437 | 22 | 385 | 43 |
| 15 | 1 146 | 2 | (D) | 20 | 1 939 | 1 | (D) | 1 | (D) | 18 | 434 | 2 | (D) | 7 | 622 | 8 | 40 | 44 |
| 4 | 221 | - | - | 2 | (D) | - | - | - | - | 1 | (D) | - | - | 2 | (D) | - | - | 45 |
| 2 | (D) | - | - | 6 | 129 | - | - | - | - | 1 | (D) | 2 | (D) | - | (D) | - | - | 46 |
| - | - | - | - | 1 | (D) | - | - | - | - | 1 | (D) | - | - | - | - | - | - | 47 |
| 39 | 7 770 | 24 | 7 966 | 44 | 3 424 | 28 | 3 452 | 21 | 1 971 | 75 | 3 664 | 11 | 1 138 | 74 | 6 325 | 16 | 553 | 48 |
| 26 | 5 885 | 16 | 6 326 | 29 | 2 273 | 22 | 3 332 | 14 | 1 830 | 49 | 2 887 | 7 | 791 | 47 | (D) | 14 | (D) | 49 |
| 13 | 1 885 | 8 | 1 640 | 15 | 1 151 | 6 | 120 | 7 | 141 | 26 | 777 | 4 | 347 | 27 | (D) | 2 | (D) | 50 |
| 14 | 1 948 | 8 | 2 363 | 22 | 1 543 | 6 | 276 | 5 | 198 | 16 | 521 | 5 | 242 | 23 | 2 684 | 8 | 82 | 51 |
| 18 | 1 984 | 4 | 862 | 17 | 938 | 5 | 129 | 3 | (D) | 19 | 424 | 2 | (D) | 13 | 644 | 4 | 18 | 52 |
| 9 | 1 187 | 5 | 689 | 11 | 925 | 1 | (D) | 4 | 229 | 9 | 262 | 2 | (D) | 13 | 1 295 | 4 | 18 | 53 |
| 19 | 2 231 | 10 | 1 937 | 19 | 741 | 8 | 310 | 6 | 195 | 24 | 646 | 4 | 304 | 25 | 1 362 | 6 | 50 | 54 |
| 10 | 1 612 | 4 | 1 723 | 10 | 500 | 8 | 310 | 4 | (D) | 15 | 346 | 2 | (D) | 20 | 1 243 | 2 | (D) | 55 |
| 9 | 619 | 6 | 214 | 9 | 241 | - | - | 2 | (D) | 9 | 300 | 2 | (D) | 5 | 119 | 4 | (D) | 56 |
| 13 | 2 302 | 7 | 3 027 | 18 | 1 252 | 7 | 490 | 11 | 655 | 12 | 394 | 3 | 327 | 26 | 2 368 | 4 | 34 | 57 |
| 5 | 1 644 | 6 | (D) | 4 | 284 | 5 | (D) | 7 | 480 | 3 | 119 | 2 | (D) | 15 | 540 | - | - | 58 |
| 8 | 658 | 1 | (D) | 14 | 968 | 2 | (D) | 4 | 175 | 9 | 275 | 1 | (D) | 11 | 1 828 | 4 | 34 | 59 |

TABLE 3. Counties; Cities of 2,500

| Line number | County and city | Total | | | | | | | | Kind-of-business group | | | |
|-------------|--------------------------------|----------------|--------------|---------------------------|-----------------------------|----------------------|---|--|---|--|-----------|------------------------------------|-----------|
| | | Establishments | | Sales | | Payroll, entire year | Payroll, workweek ended nearest Nov. 15 | Paid employees, workweek ended nearest Nov. 15 | Active proprietors of unincorporated businesses | Lumber, building matls., hardware, farm equip. dealers | | General merchandise group stores * | |
| | | Total | With payroll | Total, all establishments | Establishments with payroll | | | | | Estab-lishments | Sales | Estab-lishments | Sales |
| | | (number) | (number) | (\$1,000) | (\$1,000) | (\$1,000) | (dollars) | (number) | (number) | (number) | (\$1,000) | (number) | (\$1,000) |
| 1 | OTOE COUNTY | 255 | 191 | 24 730 | 23 720 | 2 201 | 43 434 | 750 | 249 | 31 | 4 023 | 9 | 1 882 |
| 2 | NEBRASKA CITY | 133 | 111 | 16 667 | 16 425 | 1 663 | 32 553 | 541 | 126 | 11 | 1 548 | 7 | (D) |
| 3 | REMAINDER OF COUNTY | 122 | 80 | 8 063 | 7 295 | 538 | 10 881 | 209 | 123 | 20 | 2 475 | 2 | (O) |
| 4 | PAWNEE COUNTY | 57 | 47 | 4 446 | 4 188 | 378 | 5 885 | 115 | 60 | 9 | 534 | 2 | (D) |
| 5 | PERKINS COUNTY | 48 | 36 | 5 336 | 4 898 | 338 | 7 515 | 126 | 44 | 7 | 1 252 | 3 | (O) |
| 6 | PHELPS COUNTY | 144 | 110 | 19 286 | 18 580 | 1 782 | 34 237 | 586 | 136 | 20 | 3 594 | 4 | 1 158 |
| 7 | HOLDREGE | 103 | 87 | 16 383 | 15 985 | 1 613 | 30 952 | 529 | 93 | 12 | 2 805 | 4 | 1 158 |
| 8 | REMAINDER OF COUNTY | 41 | 23 | 2 903 | 2 595 | 169 | 3 285 | 57 | 43 | 8 | 789 | - | - |
| 9 | PIERCE COUNTY | 149 | 101 | 11 808 | 10 668 | 774 | 15 122 | 289 | 148 | 25 | 2 056 | 5 | 292 |
| 10 | PLATTE COUNTY | 308 | 230 | 38 267 | 35 589 | 3 951 | 73 383 | 1 296 | 280 | 31 | 3 567 | 13 | 4 934 |
| 11 | COLUMBUS | 213 | 175 | 28 892 | 27 558 | 3 194 | 60 388 | 1 073 | 188 | 22 | 2 722 | 9 | 4 424 |
| 12 | REMAINDER OF COUNTY | 95 | 55 | 9 375 | 8 031 | 757 | 12 995 | 223 | 92 | 9 | 845 | 4 | 510 |
| 13 | POLK COUNTY | 102 | 76 | 10 116 | 9 506 | 725 | 13 999 | 248 | 100 | 17 | 2 736 | 5 | 233 |
| 14 | RED WILLOW COUNTY | 207 | 159 | 26 685 | 25 677 | 2 732 | 50 672 | 936 | 200 | 20 | 3 030 | 7 | 3 157 |
| 15 | MCCOOK | 159 | 129 | 24 416 | 23 798 | 2 569 | 47 891 | 865 | 148 | 12 | 2 487 | 6 | (D) |
| 16 | REMAINDER OF COUNTY | 48 | 30 | 2 269 | 1 879 | 163 | 2 781 | 71 | 52 | 8 | 543 | 1 | (O) |
| 17 | RICHARDSON COUNTY | 181 | 133 | 19 984 | 19 012 | 1 806 | 34 289 | 600 | 175 | 24 | 3 938 | 9 | 1 287 |
| 18 | FALLS CITY | 101 | 83 | 13 614 | 13 286 | 1 310 | 25 276 | 435 | 91 | 13 | 2 222 | 4 | 934 |
| 19 | REMAINDER OF COUNTY | 80 | 50 | 6 370 | 5 726 | 496 | 9 013 | 165 | 84 | 11 | 1 716 | 5 | 353 |
| 20 | ROCK COUNTY | 33 | 25 | 3 333 | 3 163 | 241 | 4 423 | 79 | 38 | 6 | 1 267 | 2 | (D) |
| 21 | SALINE COUNTY | 187 | 143 | 21 617 | 20 557 | 1 432 | 29 201 | 504 | 189 | 25 | 4 241 | 5 | 496 |
| 22 | CRETE | 62 | 54 | 10 185 | 9 901 | 767 | 14 888 | 261 | 63 | 8 | 1 659 | 2 | (D) |
| 23 | REMAINDER OF COUNTY | 125 | 89 | 11 432 | 10 656 | 665 | 14 313 | 243 | 126 | 17 | 2 582 | 3 | (D) |
| 24 | SARPY COUNTY | 155 | 121 | 17 204 | 16 290 | 1 490 | 30 490 | 530 | 158 | 14 | 1 464 | 2 | (D) |
| 25 | BELLEVEUE | 68 | 56 | 8 932 | 8 712 | 891 | 18 560 | 319 | 63 | 5 | 342 | 1 | (O) |
| 26 | REMAINDER OF COUNTY | 87 | 65 | 8 272 | 7 578 | 599 | 11 930 | 211 | 95 | 9 | 1 122 | 1 | (D) |
| 27 | SAUNDERS COUNTY | 197 | 163 | 21 988 | 21 352 | 1 664 | 34 311 | 581 | 208 | 26 | 3 858 | 4 | (D) |
| 28 | WAHOO | 79 | 69 | 9 320 | 9 156 | 834 | 17 781 | 301 | 79 | 11 | 1 760 | 1 | (D) |
| 29 | REMAINDER OF COUNTY | 118 | 94 | 12 668 | 12 196 | 830 | 16 530 | 280 | 129 | 15 | 2 098 | 3 | 153 |
| 30 | SCOTT'S BLUFF COUNTY | 453 | 337 | 61 518 | 58 846 | 6 204 | 119 745 | 1 873 | 426 | 44 | 7 428 | 24 | 6 476 |
| 31 | GERING | 61 | 43 | 5 337 | 4 991 | 476 | 9 630 | 169 | 56 | 6 | 1 371 | 2 | (D) |
| 32 | SCOTT'SBLUFF | 251 | 193 | 43 377 | 41 757 | 4 546 | 88 744 | 1 315 | 240 | 14 | 3 590 | 15 | 5 027 |
| 33 | REMAINDER OF COUNTY | 141 | 101 | 12 804 | 12 098 | 1 182 | 21 371 | 389 | 130 | 24 | 2 467 | 7 | (D) |
| 34 | SEWARD COUNTY | 151 | 111 | 18 141 | 16 787 | 1 402 | 27 454 | 476 | 162 | 23 | 4 302 | 10 | 629 |
| 35 | SEWARO | 72 | 60 | 11 517 | 11 231 | 986 | 19 002 | 308 | 77 | 8 | 2 995 | 2 | (O) |
| 36 | REMAINDER OF COUNTY | 79 | 51 | 6 624 | 5 556 | 416 | 8 452 | 168 | 85 | 15 | 1 307 | 8 | (D) |
| 37 | SHERIDAN COUNTY | 151 | 115 | 14 201 | 13 301 | 1 250 | 25 078 | 430 | 148 | 19 | 2 152 | 7 | 782 |
| 38 | SHERMAN COUNTY | 79 | 55 | 4 675 | 4 181 | 317 | 5 708 | 132 | 78 | 11 | 1 228 | 6 | 257 |
| 39 | SIDUX COUNTY | 15 | 9 | 596 | 548 | 55 | 1 266 | 24 | 17 | 1 | (O) | - | - |
| 40 | STANTON COUNTY | 48 | 32 | 2 821 | 2 595 | 192 | 3 305 | 80 | 48 | 9 | 961 | 2 | (D) |
| 41 | THAYER COUNTY | 156 | 118 | 14 126 | 13 312 | 1 059 | 20 401 | 386 | 155 | 20 | 2 419 | 8 | 339 |
| 42 | THOMAS COUNTY | 22 | 12 | 956 | 808 | 74 | 1 414 | 29 | 25 | - | - | - | - |
| 43 | THURSTON COUNTY | 97 | 59 | 8 002 | 6 370 | 499 | 9 250 | 161 | 108 | 21 | 2 406 | 2 | (D) |
| 44 | VALLEY COUNTY | 117 | 85 | 9 004 | 8 466 | 640 | 12 772 | 270 | 113 | 16 | 1 337 | 9 | 519 |
| 45 | WASHINGTON COUNTY | 137 | 105 | 12 851 | 12 229 | 910 | 21 518 | 344 | 146 | 14 | 1 825 | 4 | 389 |
| 46 | BLAIR | 84 | 64 | 8 551 | 8 149 | 624 | 14 941 | 240 | 94 | 7 | 1 358 | 2 | (O) |
| 47 | REMAINDER OF COUNTY | 53 | 41 | 4 300 | 4 080 | 286 | 6 577 | 104 | 52 | 7 | 467 | 2 | (O) |
| 48 | WAYNE COUNTY | 126 | 96 | 13 538 | 13 122 | 1 304 | 28 075 | 434 | 115 | 13 | 2 434 | 5 | 718 |
| 49 | WAYNE | 88 | 74 | 11 663 | 11 543 | 1 206 | 26 099 | 394 | 79 | 9 | 2 028 | 5 | 718 |
| 50 | REMAINDER OF COUNTY | 38 | 22 | 1 875 | 1 579 | 98 | 1 976 | 40 | 36 | 4 | 406 | - | - |
| 51 | WEBSTER COUNTY | 103 | 71 | 7 371 | 6 755 | 532 | 9 994 | 199 | 107 | 14 | 1 219 | 2 | (D) |
| 52 | WHEELER COUNTY | 24 | 8 | 724 | 390 | 28 | 656 | 12 | 25 | - | - | 3 | 85 |
| 53 | YORK COUNTY | 178 | 138 | 19 606 | 19 046 | 1 922 | 38 611 | 665 | 165 | 14 | 2 585 | 8 | 1 601 |
| 54 | YORK | 116 | 100 | 15 685 | 15 371 | 1 560 | 31 521 | 530 | 107 | 11 | 2 458 | 7 | (D) |
| 55 | REMAINDER OF COUNTY | 62 | 38 | 3 921 | 3 675 | 362 | 7 090 | 135 | 58 | 3 | 127 | 1 | (D) |

Standard Notes: - Represents zero. (D) Withheld to avoid disclosure. (NA) Not available. (X) Not applicable.
 *Nonstore retailers, part of SIC major group 53, are shown separately in this table.

Inhabitants or More: 1963 - Continued

| Kind of business group - continued | | | | | | | | | | | | | | | | | | Line number |
|--------------------------------------|--------------------|-----------------------------------|--------------------|--------------------------------------|--------------------|--------------------------------------|--------------------|---|--------------------|--------------------------------------|--------------------|-----------------------------------|--------------------|--------------------------------------|--------------------|--------------------------------------|--------------------|-------------|
| Food stores | | Automotive dealers | | Gasoline service stations | | Apparel, accessory stores | | Furniture, home furnishings, equipment stores | | Eating, drinking places | | Drug stores, proprietary stores | | Other retail stores | | Nonstore retailers * | | |
| Estab- lish- ments (number) | Sales (\$1,000) | Estab- lish- ments (No.) | Sales (\$1,000) | Estab- lish- ments (number) | Sales (\$1,000) | Estab- lish- ments (number) | Sales (\$1,000) | Estab- lish- ments (number) | Sales (\$1,000) | Estab- lish- ments (number) | Sales (\$1,000) | Estab- lish- ments (No.) | Sales (\$1,000) | Estab- lish- ments (number) | Sales (\$1,000) | Estab- lish- ments (number) | Sales (\$1,000) | |
| 31 | 5 397 | 1D | 5 D83 | 27 | 2 321 | 15 | 1 211 | 11 | 720 | 59 | 1 491 | 1D | 743 | 40 | 1 753 | 12 | 106 | 1 |
| 13 | 3 9D8 | 7 | 3 592 | 13 | 1 824 | 13 | (D) | 5 | 418 | 28 | 9D2 | 3 | 52D | 25 | 967 | 8 | 32 | 2 |
| 18 | 1 489 | 3 | 1 491 | 14 | 497 | 2 | (D) | 6 | 302 | 31 | 589 | 7 | 223 | 15 | 786 | 4 | 74 | 3 |
| 12 | 1 416 | 2 | (D) | 14 | 532 | 1 | (D) | 2 | (D) | 6 | 119 | 1 | (D) | 8 | 571 | - | - | 4 |
| 8 | 594 | 3 | (D) | 6 | 2D7 | 4 | 488 | - | - | 8 | 213 | 3 | 156 | 6 | 222 | - | - | 5 |
| 14 | 3 197 | 9 | 3 737 | 22 | 1 543 | 7 | 839 | 1D | 694 | 26 | 743 | 3 | (D) | 27 | 3 279 | 2 | (D) | 6 |
| 8 | 2 745 | 7 | (O) | 14 | 1 378 | 7 | 839 | 9 | (D) | 2D | 645 | 2 | (D) | 18 | 1 993 | 2 | (D) | 7 |
| 6 | 452 | 2 | (D) | 8 | 165 | - | - | 1 | (D) | 6 | 98 | 1 | (O) | 9 | 1 286 | - | - | 8 |
| 2D | 2 153 | 4 | 2 D62 | 18 | 1 870 | 8 | 158 | 5 | 261 | 22 | 515 | 4 | 2D3 | 32 | 2 18D | 6 | 58 | 9 |
| 37 | 7 474 | 16 | 5 241 | 55 | 5 121 | 23 | 1 689 | 22 | 1 366 | 54 | 2 934 | 8 | 882 | 41 | 4 9D4 | 8 | 155 | 10 |
| 23 | 6 566 | 14 | (O) | 32 | 3 012 | 21 | (D) | 15 | 1 139 | 35 | 2 D75 | 6 | (O) | 28 | 1 848 | 8 | 155 | 11 |
| 14 | 9D8 | 2 | (D) | 23 | 2 1D9 | 2 | (D) | 7 | 227 | 19 | 859 | 2 | (D) | 13 | 3 D56 | - | - | 12 |
| 13 | 1 483 | 6 | 1 2D2 | 16 | 1 766 | 3 | 52 | 4 | 163 | 16 | 387 | 5 | 287 | 13 | 1 7D5 | 4 | 1D2 | 13 |
| 25 | 4 868 | 15 | 6 432 | 27 | 2 124 | 2D | 1 431 | 13 | 1 DDD | 29 | 1 411 | 6 | 659 | 37 | 2 438 | 8 | 135 | 14 |
| 15 | 4 29D | 14 | (O) | 17 | 1 428 | 19 | (O) | 11 | (O) | 2D | 1 3D1 | 5 | (O) | 32 | 2 279 | 8 | 135 | 15 |
| 1D | 578 | 1 | (D) | 1D | 696 | 1 | (D) | 2 | (D) | 9 | 11D | 1 | (O) | 5 | 159 | - | - | 16 |
| 19 | 2 987 | 13 | 4 1D9 | 2D | 1 311 | 7 | 527 | 7 | 832 | 33 | 95D | 5 | 363 | 34 | 3 388 | 7 | 292 | 17 |
| 11 | 2 329 | 9 | 3 411 | 9 | 928 | 5 | (O) | 1D | 832 | 12 | 325 | 3 | (D) | 2D | 1 661 | 5 | (D) | 18 |
| 8 | 658 | 4 | 698 | 11 | 383 | 2 | (D) | - | - | 21 | 625 | 2 | (D) | 14 | 1 727 | 2 | (D) | 19 |
| 3 | 658 | 1 | (D) | 5 | 353 | 3 | 115 | 1 | (D) | 6 | 132 | 1 | (D) | 5 | 316 | - | - | 20 |
| 23 | 3 D68 | 13 | 6 191 | 26 | 1 430 | 3 | 252 | 9 | 1 092 | 4D | 1 35D | 7 | 696 | 3D | 2 747 | 6 | 54 | 21 |
| 8 | 1 626 | 5 | 3 459 | 6 | 387 | 3 | 252 | 5 | (D) | 1D | 528 | 3 | 299 | 12 | 55D | - | - | 22 |
| 15 | 1 442 | 8 | 2 732 | 2D | 1 043 | - | - | 4 | (D) | 3D | 822 | 4 | 397 | 18 | 2 197 | 6 | 54 | 23 |
| 11 | 4 904 | 16 | 3 362 | 29 | 2 4D0 | 8 | 9D1 | 13 | 825 | 37 | 1 776 | 6 | 732 | 16 | 53D | 3 | (D) | 24 |
| 5 | 3 769 | 6 | 536 | 1D | 929 | 6 | (O) | 9 | 658 | 13 | 958 | 3 | (O) | 1D | 347 | - | (D) | 25 |
| 6 | 1 135 | 1D | 2 826 | 19 | 1 471 | 2 | (D) | 4 | 167 | 24 | 818 | 3 | (D) | 6 | 183 | 3 | 63 | 26 |
| 25 | 4 826 | 11 | 5 815 | 27 | 2 066 | 7 | 59D | 7 | 1 289 | 43 | 1 485 | 12 | 547 | 33 | 1 195 | 2 | (D) | 27 |
| 6 | 1 972 | 6 | 2 48D | 10 | 774 | 6 | (O) | 4 | (D) | 11 | 586 | 4 | 335 | 18 | 553 | 2 | (D) | 28 |
| 19 | 2 854 | 5 | 3 335 | 17 | 1 292 | 1 | (D) | 3 | (D) | 32 | 899 | 8 | 212 | 15 | 642 | - | - | 29 |
| 48 | 12 D27 | 27 | 12 756 | 61 | 5 142 | 32 | 3 034 | 29 | 3 243 | 7D | 3 192 | 12 | 1 674 | 81 | 5 755 | 25 | 791 | 30 |
| 4 | (D) | 1 | (D) | 11 | 591 | 3 | (D) | 8 | (O) | 12 | 351 | 2 | (D) | 8 | 294 | 4 | 14 | 31 |
| 24 | 8 527 | 2D | 1D 683 | 3D | 3 176 | 24 | 2 58D | 15 | 2 346 | 39 | 2 D16 | 6 | 99D | 49 | 3 697 | 15 | 745 | 32 |
| 2D | (D) | 6 | (O) | 2D | 1 375 | 5 | (O) | 6 | (D) | 19 | 825 | 4 | (D) | 24 | 1 764 | 6 | 32 | 33 |
| 18 | 3 612 | 9 | 4 117 | 21 | 1 631 | 5 | 516 | 5 | 163 | 32 | 1 113 | 5 | (O) | 21 | 1 475 | 2 | (D) | 34 |
| 6 | 1 994 | 3 | (D) | 9 | 1 D23 | 5 | 516 | 5 | 163 | 16 | 499 | 2 | (D) | 16 | 1 2D8 | - | - | 35 |
| 12 | 1 618 | 6 | (O) | 12 | 6D8 | - | - | - | - | 16 | 614 | 3 | 191 | 5 | 267 | 2 | (D) | 36 |
| 16 | 3 D96 | 7 | 2 742 | 16 | 1 325 | 14 | 977 | 9 | 645 | 20 | 789 | 4 | 571 | 24 | 896 | 13 | 226 | 37 |
| 8 | 1 D61 | - | - | 12 | 746 | 4 | 128 | 3 | 133 | 23 | 486 | 2 | (D) | 1D | (D) | - | - | 38 |
| 1 | (D) | - | - | 2 | (D) | 1 | (D) | 2 | (D) | 2 | (D) | 3 | 67 | 3 | 19 | - | - | 39 |
| 7 | 742 | 2 | (D) | 2 | (D) | - | - | 2 | (D) | 7 | 219 | 1 | (D) | 1D | 427 | 6 | 54 | 40 |
| 22 | 2 312 | 6 | 1 668 | 16 | 1 889 | 4 | 285 | 5 | 492 | 25 | 797 | 8 | 395 | 34 | 3 444 | 8 | 86 | 41 |
| 2 | (D) | - | - | 5 | 251 | - | - | 2 | (D) | 8 | 223 | 2 | (D) | 3 | 277 | - | - | 42 |
| 9 | 1 289 | 3 | 1 39D | 14 | 839 | 3 | 77 | - | - | 26 | 644 | 2 | (D) | 15 | 1 D84 | 2 | (D) | 43 |
| 8 | 1 616 | 13 | 1 715 | 11 | 983 | 5 | 257 | 5 | 339 | 17 | 4D6 | 2 | (D) | 24 | 1 5D1 | 7 | (O) | 44 |
| 21 | 3 2D2 | 7 | 2 253 | 15 | 959 | 11 | 429 | 5 | 438 | 26 | 964 | 4 | 358 | 2D | 2 D04 | 10 | 3D | 45 |
| 12 | 2 157 | 6 | (O) | 8 | 645 | 11 | (O) | 4 | (D) | 14 | 539 | 2 | (D) | 12 | 782 | 6 | 18 | 46 |
| 9 | 1 D45 | 1 | (D) | 7 | 314 | - | (D) | 1 | (D) | 12 | 425 | 2 | (D) | 8 | 1 222 | 4 | 12 | 47 |
| 14 | 2 257 | 7 | 2 523 | 16 | 877 | 5 | 351 | 8 | 313 | 17 | 954 | 4 | 294 | 25 | 2 749 | 12 | 68 | 48 |
| 9 | 1 839 | 5 | (O) | 11 | 625 | 5 | 351 | 5 | 243 | 12 | 782 | 4 | 294 | 15 | 2 226 | 8 | (O) | 49 |
| 5 | 418 | 2 | (D) | 5 | 252 | - | - | 3 | 7D | 5 | 172 | - | - | 10 | 523 | 4 | (D) | 50 |
| 2D | 1 25D | 6 | 1 525 | 14 | 699 | 4 | 262 | 6 | 282 | 21 | 328 | 3 | (D) | 13 | 1 467 | - | - | 51 |
| 7 | 217 | 4 | 12 | 1 | (D) | - | - | - | - | 7 | 136 | 1 | (D) | 1 | (D) | - | - | 52 |
| 16 | 3 923 | 1D | 2 918 | 19 | 1 435 | 15 | 967 | 10 | 7D3 | 33 | 1 169 | 6 | 6D4 | 33 | 3 365 | 14 | 336 | 53 |
| 9 | 3 481 | 6 | 2 D88 | 19 | 771 | 14 | (O) | 1D | 7D3 | 18 | 732 | 4 | (O) | 23 | 2 D55 | 6 | 29D | 54 |
| 7 | 442 | 4 | 83D | 11 | 664 | 1 | (D) | - | - | 15 | 437 | 2 | (D) | 1D | 1 31D | 8 | 46 | 55 |

TABLE 4. Standard Metropolitan Statistical Areas: 1963

| SIC code | Standard metropolitan statistical area and kind of business | Establishments | | Sales | | Payroll, entire year (\$1,000) | Payroll, workweek ended nearest Nov. 15 (dollars) | Paid employees, workweek ended nearest Nov. 15 (number) | Active proprietors of unincorporated businesses (number) |
|---------------------|--|--|-----------------------|-------------------------------------|---------------------------------------|--------------------------------|---|---|--|
| | | Total (number) | With payroll (number) | Total, all establishments (\$1,000) | Establishments with payroll (\$1,000) | | | | |
| <u>LINCOLN SMSA</u> | | Coextensive with Lancaster County, Nebr. | | | | | | | |
| | RETAIL TRADE, TOTAL | 1 139 | 891 | 229 053 | 224 595 | 28 257 | 556 183 | 9 566 | 1 0D1 |
| | LUMBER, BUILDING MATERIALS, HARDWARE, FARM EQUIPMENT DEALERS | | | | | | | | |
| 52 | TOTAL | 76 | 6D | 18 995 | 18 687 | 2 3D2 | 45 D30 | 519 | 58 |
| 521 | LUMBER YARDS | 16 | 16 | 7 126 | 7 126 | 80D | 14 95D | 153 | 9 |
| | BUILDING MATERIALS DEALERS | 12 | 8 | 1 621 | 1 571 | 212 | 5 D75 | 65 | 7 |
| 522 | HEATING, PLUMBING EQUIPMENT DEALERS | 2 | 2 | (D) | (D) | (D) | (D) | (D) | (D) |
| 523 | PAINT, GLASS, WALLPAPER STORES | 11 | 9 | 2 272 | 2 182 | 378 | 8 461 | 84 | 5 |
| 524 | ELECTRICAL SUPPLY STORES | 1 | 1 | (D) | (D) | (D) | (D) | (D) | (D) |
| 5251 | HARDWARE STORES | 2D | 12 | 2 174 | 2 014 | 284 | 5 442 | 88 | 18 |
| 5252 | FARM EQUIPMENT DEALERS | 14 | 12 | 3 984 | 3 976 | 305 | 5 54D | 66 | 16 |
| | GENERAL MERCHANDISE GROUP STORES* | | | | | | | | |
| 53 PART* | TOTAL | 20 | 2D | 46 913 | 46 913 | 7 577 | 138 DDO | 2 826 | 8 |
| 531 | DEPARTMENT STORES | 5 | 5 | 42 617 | 42 617 | 6 912 | 125 444 | 2 531 | - |
| 533 | LIMITED PRICE VARIETY STORES | 10 | 1D | 3 62D | 3 620 | 612 | 11 37D | 273 | 4 |
| 539 | GENERAL MERCHANDISE STORES | 4 | 4 | (D) | (D) | (D) | (D) | (D) | (D) |
| | DRY GOODS STORES | 1 | 1 | (D) | (D) | (D) | (D) | (D) | (D) |
| | SEWING, NEEDLEWORK STORES | - | - | - | - | - | - | - | - |
| | FOOD STORES | | | | | | | | |
| 54 | TOTAL | 126 | 94 | 41 69D | 4D 954 | 2 976 | 56 871 | 1 D25 | 114 |
| 541 | GROCERY STORES, INCLUDING DELICATESSENS | 94 | 78 | 40 6D8 | 4D 13D | 2 857 | 54 289 | 972 | 81 |
| 542 | MEAT MARKETS | 1 | 1 | (D) | (D) | (D) | (D) | (D) | (D) |
| | FISH (SEAFOOD) MARKETS | - | - | - | - | - | - | - | - |
| 543 | FRUIT STORES, VEGETABLE MARKETS | 1 | 1 | (D) | (D) | (D) | (D) | (D) | (D) |
| 544 | CANDY, NUT, CONFECTIONERY STORES | 7 | 3 | 135 | 107 | 21 | 451 | 9 | 6 |
| 545 | DAIRY PRODUCTS STORES | 9 | 3 | 321 | 149 | 8 | 122 | 4 | 12 |
| 546 | RETAIL BAKERIES | 11 | 7 | 377 | 321 | 84 | 1 724 | 34 | 11 |
| 5462 | RETAIL BAKERIES, MANUFACTURING | 7 | 5 | 325 | (D) | (D) | (D) | (D) | (D) |
| 5463 | RETAIL BAKERIES, NONMANUFACTURING | 4 | 2 | 52 | (D) | (D) | (D) | (D) | (D) |
| 549 | EGG AND POULTRY DEALERS | - | - | - | - | - | - | - | - |
| | OTHER | 3 | 1 | (D) | (D) | (D) | (D) | (D) | (D) |
| | AUTOMOTIVE DEALERS | | | | | | | | |
| 55 EX*554 | TOTAL | 70 | 52 | 41 318 | 4D 334 | 3 316 | 68 666 | 711 | 49 |
| 551 | PASSENGER CAR DEALERS, FRANCHISED | 2D | 20 | 33 148 | 33 148 | 2 596 | 56 114 | 562 | 14 |
| | DOMESTIC CAR DEALERS | 14 | 14 | 28 788 | 28 788 | 2 305 | 48 432 | 470 | 9 |
| | IMPORTED CAR DEALERS | 5 | 5 | (D) | (D) | (D) | (D) | (D) | (D) |
| | DOMESTIC AND IMPORTED CAR DEALERS | 1 | 1 | (D) | (D) | (D) | (D) | (D) | (D) |
| 552 | PASSENGER CAR DEALERS, NONFRANCHISED | 28 | 14 | 4 631 | 3 935 | 273 | 4 807 | 61 | 24 |
| 553 | TIRE, BATTERY, ACCESSORY DEALERS | 13 | 11 | 2 627 | 2 549 | 376 | 6 571 | 72 | 7 |
| | HOME AND AUTO SUPPLY STORES | 1 | 1 | (D) | (D) | (D) | (D) | (D) | (D) |
| 559 | MISCELLANEOUS AIRCRAFT, MARINE, AUTOMOTIVE DEALERS | 8 | 6 | (D) | (D) | (D) | (D) | (D) | (D) |
| | AIRCRAFT, BOAT, MOTORCYCLE DEALERS | 5 | 3 | 267 | 207 | 36 | 5D9 | 6 | 3 |
| | HOUSEHOLD TRAILER DEALERS | 3 | 3 | (D) | (D) | (D) | (D) | (D) | (D) |
| | OTHER AUTOMOTIVE DEALERS | - | - | 144 | - | - | - | - | - |
| | GASOLINE SERVICE STATIONS | | | | | | | | |
| 55PT(554) | TOTAL | 194 | 170 | 16 963 | 16 261 | 1 485 | 32 728 | 568 | 187 |
| | APPAREL, ACCESSORY STORES | | | | | | | | |
| 56 | TOTAL | 44 | 40 | 13 480 | 13 418 | 2 350 | 43 407 | 752 | 23 |
| 561,567 | MEN'S, BOYS' APPAREL STORES, CUSTOM TAILORS | 8 | 6 | (D) | (D) | (D) | (D) | (D) | (D) |
| 561 | MEN'S, BOYS' CLOTHING AND FURNISHINGS STORES | 4 | 4 | 843 | 843 | 133 | 2 627 | 36 | 4 |
| 567 | CUSTOM TAILORS | 4 | 2 | (D) | (D) | (D) | (D) | (D) | (D) |
| 562-3,568 | WOMEN'S CLOTHING, SPECIALTY STORES | 16 | 14 | 4 885 | 4 869 | 841 | 16 553 | 336 | 8 |
| 562 | WOMEN'S READY-TO-WEAR STORES | 9 | 9 | 4 353 | 4 353 | 771 | 14 988 | 311 | 6 |
| 563,568 | WOMEN'S ACCESSORY, SPECIALTY STORES, FURRIERS | 7 | 5 | 532 | 516 | 70 | 1 565 | 25 | 2 |
| 563 | MILLINERY STORES | 2 | 2 | (D) | (D) | (D) | (D) | (D) | (D) |
| | CORSET, LINGERIE STORES | - | - | - | - | - | - | - | - |
| | HOSIERY STORES | - | - | - | - | - | - | - | - |
| | APPAREL, ACCESSORY, OTHER SPECIALTY STORES | 1 | 1 | (D) | (D) | (D) | (D) | (D) | (D) |
| 568 | FURRIERS, FUR SHOPS | 4 | 2 | 174 | (D) | (D) | (D) | (D) | (D) |
| 565 | FAMILY CLOTHING STORES | 5 | 5 | (D) | (D) | (D) | (D) | (D) | (D) |
| 566 | SHOE STORES | 15 | 15 | 2 595 | 2 595 | 382 | 7 235 | 115 | 7 |
| | MEN'S SHOE STORES | - | - | - | - | - | - | - | - |
| | WOMEN'S SHOE STORES | 5 | 5 | (D) | (D) | (D) | (D) | (D) | (D) |
| | CHILDREN'S, JUVENILES' SHOE STORES | 1 | 1 | (D) | (D) | (D) | (D) | (D) | (D) |
| | FAMILY SHOE STORES | 9 | 9 | 1 725 | 1 725 | 266 | 4 753 | 71 | 3 |
| 564 | CHILDREN'S, INFANTS' WEAR STORES | - | - | - | - | - | - | - | - |
| 569 | MISCELLANEOUS APPAREL, ACCESSORY STORES | - | - | - | - | - | - | - | - |

Standard Notes: - Represents zero. (D) Withheld to avoid disclosure. (NA) Not available. (X) Not applicable.
 *Nonstore retailers, part of SIC major group 53, are shown separately in this table.

TABLE 4. Standard Metropolitan Statistical Areas: 1963-Continued

| SIC code | Standard metropolitan statistical area and kind of business | Establishments | | Sales | | Payroll, entire year (\$1,000) | Payroll, workweek ended nearest Nov. 15 (dollars) | Paid employees, workweek ended nearest Nov. 15 (number) | Active proprietors of unincorporated businesses (number) |
|---|---|----------------|-----------------------|-------------------------------------|---------------------------------------|--------------------------------|---|---|--|
| | | Total (number) | With payroll (number) | Total, all establishments (\$1,000) | Establishments with payroll (\$1,000) | | | | |
| <u>LINCOLN SMSA—Continued</u> | | | | | | | | | |
| FURNITURE, HOME FURNISHINGS, EQUIPMENT STORES | | | | | | | | | |
| S7 | TOTAL | 75 | 55 | 9 295 | 9 055 | 1 401 | 30 046 | 365 | 59 |
| S71 | FURNITURE, HOME FURNISHINGS STORES | 43 | 27 | 5 433 | 5 243 | 824 | 15 756 | 179 | 35 |
| S712 | FURNITURE STORES | 26 | 16 | 3 684 | 3 546 | 575 | 10 585 | 128 | 18 |
| S713 | FLOOR COVERING STORES | 10 | 8 | 1 317 | 1 305 | 221 | 4 480 | 42 | 9 |
| S714 | DRAPERY, CURTAIN, UPHOLSTERY STORES | 1 | 1 | (0) | (0) | (0) | (0) | (0) | (0) |
| S715 | CHINA, GLASSWARE, METALWARE STORES | 1 | 1 | (0) | (0) | (0) | (0) | (0) | (0) |
| S719 | MISCELLANEOUS HOME FURNISHINGS STORES | 5 | 1 | (0) | (0) | (0) | (0) | (0) | (0) |
| S72 | HOUSEHOLD APPLIANCE STORES | 12 | 10 | 1 495 | 1 477 | 206 | 5 643 | 64 | 9 |
| S732 | RADIO, TELEVISION STORES | 10 | 10 | 654 | 654 | 85 | 1 909 | 24 | 8 |
| S733 | MUSIC STORES | 10 | 8 | 1 713 | 1 681 | 286 | 6 738 | 98 | 7 |
| | RECORD SHOPS | 3 | 1 | 65 | (0) | (0) | (0) | (0) | (0) |
| | MUSICAL INSTRUMENT STORES | 7 | 7 | 1 648 | (0) | (0) | (0) | (0) | (0) |
| EATING, DRINKING PLACES | | | | | | | | | |
| S8 | TOTAL | 202 | 184 | 13 947 | 13 561 | 3 322 | 69 875 | 1 551 | 189 |
| S812 | EATING PLACES | 156 | 144 | 11 503 | 11 269 | 2 975 | 63 116 | 1 403 | 139 |
| | RESTAURANTS, LUNCHROOMS | 106 | 100 | 8 769 | 8 585 | 2 243 | 41 542 | 999 | 100 |
| | CAFETERIAS | 8 | 8 | (0) | (0) | (0) | (0) | (0) | (0) |
| | REFRESHMENT PLACES | 39 | 35 | 1 735 | 1 689 | 436 | 15 737 | 267 | 34 |
| S813 | CATERERS | 3 | 1 | (0) | (0) | (0) | (0) | (0) | (0) |
| | DRINKING PLACES (ALCOHOLIC BEVERAGES) | 46 | 40 | 2 444 | 2 292 | 347 | 6 759 | 148 | 50 |
| DRUG STORES, PROPRIETARY STORES | | | | | | | | | |
| S9PT(S91) | TOTAL | 47 | 45 | 9 449 | 9 431 | 1 381 | 28 262 | 666 | 42 |
| S91 | DRUG STORES | 43 | 43 | (0) | (0) | (0) | (0) | (0) | (0) |
| | PROPRIETARY STORES | 4 | 2 | (0) | (0) | (0) | (0) | (0) | (0) |
| OTHER RETAIL STORES | | | | | | | | | |
| S9 EX.S91 | TOTAL | 206 | 160 | 15 518 | 15 042 | 1 950 | 38 008 | 537 | 195 |
| S92 | LIQUOR STORES | 44 | 44 | 4 748 | 4 748 | 319 | 7 591 | 142 | 50 |
| S93 | ANTIQUARIAN STORES, SECONDHAND STORES | 27 | 15 | 512 | 390 | 60 | 1 148 | 24 | 27 |
| S932 | ANTIQUARIAN STORES | 2 | - | 6 | - | - | - | - | 4 |
| S933 | SECONDHAND STORES | 25 | 15 | 506 | 390 | 60 | 1 148 | 24 | 23 |
| S94 | BOOK, STATIONERY STORES | 10 | 8 | 488 | 472 | 76 | 1 186 | 21 | 8 |
| S942 | BOOK STORES | 7 | 5 | (0) | (0) | (0) | (0) | (0) | (0) |
| S943 | STATIONERY STORES | 3 | 3 | (0) | (0) | (0) | (0) | (0) | (0) |
| S95 | SPORTING GOODS STORES, BICYCLE SHOPS | 6 | 6 | 995 | 995 | 166 | 2 997 | 43 | 6 |
| S952 | SPORTING GOODS STORES | 4 | 4 | (0) | (0) | (0) | (0) | (0) | (0) |
| S953 | BICYCLE SHOPS | 2 | 2 | (0) | (0) | (0) | (0) | (0) | (0) |
| S962 | HAY, GRAIN, FEED STORES | 8 | 8 | 1 891 | 1 891 | 239 | 4 233 | 46 | 5 |
| S969 | OTHER FARM SUPPLY STORES | 14 | 6 | 1 363 | 1 241 | 129 | 1 168 | 22 | 12 |
| | GARDEN SUPPLY STORES | 2 | 2 | (0) | (0) | (0) | (0) | (0) | (0) |
| S97 | JEWELRY STORES | 22 | 12 | 1 604 | 1 500 | 251 | 4 571 | 57 | 19 |
| S98 | FUEL, ICE DEALERS | 3 | 3 | (0) | (0) | (0) | (0) | (0) | (0) |
| S982 | COAL AND WOOD DEALERS | - | - | - | - | - | - | - | - |
| | ICE DEALERS | - | - | - | - | - | - | - | - |
| S983 | FUEL OIL DEALERS | - | - | - | - | - | - | - | - |
| S984 | BOTTLED GAS DEALERS | 3 | 3 | (0) | (0) | (0) | (0) | (0) | (0) |
| S992 | FLORISTS | 16 | 14 | 953 | 905 | 169 | 3 396 | 45 | 23 |
| S993 | CIGAR STORES, STANDS | 7 | 7 | 232 | 232 | 34 | 1 427 | 20 | 6 |
| S994 | NEWS DEALERS, NEWSSTANDS | 4 | 4 | 211 | 211 | 19 | 275 | 6 | 4 |
| S996 | CAMERA, PHOTOGRAPHIC SUPPLY STORES | 3 | 3 | (0) | (0) | (0) | (0) | (0) | (0) |
| S997 | GIFT, NOVELTY, SOUVENIR SHOPS | 3 | 1 | 53 | (0) | (0) | (0) | (0) | (0) |
| S998 | OPTICAL GOODS STORES | 12 | 12 | 618 | 618 | 129 | 2 553 | 26 | 11 |
| S999 | TYPEWRITER STORES | 2 | 2 | (0) | (0) | (0) | (0) | (0) | (0) |
| | LUGGAGE, LEATHER GOODS STORES | - | - | - | - | - | - | - | - |
| | HOBBY, TOY, GAME STORES | 5 | 3 | 124 | 110 | 12 | 315 | 4 | 6 |
| | RELIGIOUS GOODS STORES | - | - | - | - | - | - | - | - |
| | PET STORES | 2 | 2 | (0) | (0) | (0) | (0) | (0) | (0) |
| | OTHER | 16 | 8 | 433 | 401 | 107 | 2 356 | 26 | 13 |
| NONSTORE RETAILERS* | | | | | | | | | |
| S3 PART* | TOTAL | 79 | 11 | 1 485 | 939 | 197 | 5 290 | 46 | 77 |
| S32 | MAIL-ORDER HOUSES | 1 | 1 | (0) | (0) | (0) | (0) | (0) | (0) |
| S34 | MERCHANDISE VENDING MACHINE OPERATORS | 4 | 4 | (0) | (0) | (0) | (0) | (0) | (0) |
| S35 | DIRECT SELLING (HOUSE-TO-HOUSE) ORGANIZATIONS | 74 | 6 | 837 | 291 | 65 | 1 603 | 17 | 74 |

Standard Notes: - Represents zero. (D) Withheld to avoid disclosure. (NA) Not available. (X) Not applicable.
 *Nonstore retailers, part of SIC major group 53, are shown separately in this table.

TABLE 4. Standard Metropolitan Statistical Areas: 1963-Continued

| SIC code | Standard metropolitan statistical area and kind of business | Establishments | | Sales | | Payroll, entire year (\$1,000) | Payroll, workweek ended nearest Nov. 15 (dollars) | Paid employees, workweek ended nearest Nov. 15 (number) | Active proprietors of unincorporated businesses (number) |
|---|--|--|--------------------------|--|--|-----------------------------------|--|--|---|
| | | Total (number) | With payroll (number) | Total, all establishments (\$1,000) | Establishments with payroll (\$1,000) | | | | |
| OMAHA, NEBR-IDWA,SMSA | | Consists of Douglas and Sarpy Counties, Nebr., and Pottawattamie County, Iowa. | | | | | | | |
| RETAIL TRADE, TOTAL | | 3 483 | 2 667 | 666 497 | 649 395 | 81 117 | 1 588 555 | 25 156 | 3 000 |
| LUMBER, BUILDING MATERIALS, HARDWARE, FARM EQUIPMENT DEALERS | | | | | | | | | |
| | TOTAL | 208 | 176 | 37 769 | 36 851 | 4 537 | 85 535 | 975 | 152 |
| 521 | LUMBER YARDS | 37 | 37 | 15 739 | 15 711 | 1 809 | 30 971 | 330 | 17 |
| | BUILDING MATERIALS DEALERS | 21 | 17 | 3 243 | 3 197 | 339 | 6 495 | 87 | 15 |
| 522 | HEATING, PLUMBING EQUIPMENT DEALERS | 12 | 10 | (0) | (0) | (0) | (0) | (0) | (0) |
| 523 | PAINT, GLASS, WALLPAPER STORES | 35 | 33 | 4 910 | 4 842 | 786 | 17 039 | 211 | 18 |
| 524 | ELECTRICAL SUPPLY STORES | 2 | 2 | (0) | (0) | (0) | (0) | (0) | (0) |
| 5251 | HARDWARE STORES | 65 | 47 | 5 250 | 4 860 | 670 | 13 449 | 175 | 66 |
| 5252 | FARM EQUIPMENT DEALERS | 36 | 30 | 7 774 | 7 448 | 652 | 11 541 | 118 | 25 |
| GENERAL MERCHANDISE GROUP STORES* | | | | | | | | | |
| | TOTAL | 73 | 55 | 98 878 | 98 514 | 15 094 | 290 392 | 5 235 | 52 |
| 53 PART* | DEPARTMENT STORES | 9 | 9 | 82 483 | 82 483 | 12 561 | 233 825 | 4 141 | - |
| 533 | LIMITED PRICE VARIETY STORES | 34 | 26 | 10 600 | 10 544 | 1 885 | 41 368 | 904 | 23 |
| 539 | GENERAL MERCHANDISE STORES | 23 | 17 | 5 549 | (0) | (0) | (0) | (0) | (0) |
| | DRY GOODS STORES | 5 | 3 | 212 | (0) | (0) | (0) | (0) | (0) |
| | SEWING, NEEDLEWORK STORES | 2 | - | 34 | - | - | - | - | 2 |
| FOOD STORES | | | | | | | | | |
| | TOTAL | 455 | 345 | 142 498 | 139 038 | 11 183 | 211 566 | 3 570 | 400 |
| 541 | GROCERY STORES, INCLUDING DELICATESSENS | 344 | 268 | 133 244 | 130 448 | 9 613 | 184 699 | 3 116 | 310 |
| 542 | MEAT MARKETS | 18 | 16 | 3 805 | 3 757 | 399 | 5 216 | 68 | 17 |
| | FISH (SEAFOOD) MARKETS | 5 | 3 | (0) | (0) | (0) | (0) | (0) | (0) |
| 543 | FRUIT STORES, VEGETABLE MARKETS | 11 | 3 | 363 | 187 | 8 | 223 | 5 | 11 |
| 544 | CANDY, NUT, CONFECTIONERY STORES | 18 | 8 | 621 | 537 | 75 | 1 167 | 27 | 13 |
| 545 | DAIRY PRODUCTS STORES | 15 | 13 | 980 | (0) | (0) | (0) | (0) | (0) |
| 546 | RETAIL BAKERIES | 39 | 31 | 2 848 | 2 608 | 835 | 15 636 | 268 | 38 |
| 5462 | RETAIL BAKERIES, MANUFACTURING | 35 | 31 | 2 660 | (0) | (0) | (0) | (0) | (0) |
| 5463 | RETAIL BAKERIES, NONMANUFACTURING | 4 | - | 188 | (0) | (0) | (0) | (0) | (0) |
| 549 | EGG AND POULTRY DEALERS | 2 | 2 | (0) | (0) | (0) | (0) | (0) | (0) |
| | OTHER | 3 | 1 | 141 | (0) | (0) | (0) | (0) | (0) |
| AUTOMOTIVE DEALERS | | | | | | | | | |
| | TOTAL | 209 | 147 | 116 120 | 114 542 | 11 487 | 223 651 | 2 203 | 153 |
| 55 EX-554 | PASSENGER CAR DEALERS, FRANCHISED | 62 | 60 | 95 406 | 95 288 | 9 149 | 177 174 | 1 705 | 34 |
| 551 | DOMESTIC CAR DEALERS | 52 | 52 | 86 994 | 86 994 | 8 313 | 158 602 | 1 559 | 26 |
| | IMPORTED CAR DEALERS | 8 | 6 | (0) | (0) | (0) | (0) | (0) | (0) |
| | DOMESTIC AND IMPORTED CAR DEALERS | 2 | 2 | (0) | (0) | (0) | (0) | (0) | (0) |
| 552 | PASSENGER CAR DEALERS, NONFRANCHISED | 54 | 30 | 6 610 | 6 046 | 443 | 9 678 | 95 | 51 |
| 553 | TIRE, BATTERY, ACCESSORY DEALERS | 52 | 36 | 8 355 | 7 893 | 1 354 | 27 150 | 288 | 33 |
| | HOME AND AUTO SUPPLY STORES | 5 | 5 | 576 | 576 | 47 | 933 | 16 | 4 |
| 559 | MISCELLANEOUS AIRCRAFT, MARINE, AUTOMOTIVE DEALERS | 36 | 16 | 5 173 | 4 739 | 494 | 8 716 | 99 | 31 |
| | AIRCRAFT, BOAT, MOTORCYCLE DEALERS | 21 | 9 | 1 020 | (0) | (0) | (0) | (0) | (0) |
| | HOUSEHOLD TRAILER DEALERS | 11 | 5 | 2 285 | 2 069 | 215 | 4 218 | 44 | 6 |
| | OTHER AUTOMOTIVE DEALERS | 4 | 2 | 1 868 | (0) | (0) | (0) | (0) | (0) |
| GASOLINE SERVICE STATIONS | | | | | | | | | |
| 55PT(554) | TOTAL | 481 | 403 | 48 843 | 46 397 | 4 671 | 99 185 | 1 531 | 480 |
| APPAREL, ACCESSORY STORES | | | | | | | | | |
| | TOTAL | 195 | 169 | 38 140 | 37 702 | 5 421 | 100 572 | 1 759 | 124 |
| 561,567 | MEN'S, BOYS' APPAREL STORES, CUSTOM TAILORS | 38 | 34 | 4 888 | 4 840 | 747 | 13 863 | 188 | 35 |
| 561 | MEN'S, BOYS' CLOTHING AND FURNISHINGS STORES | 35 | 33 | 4 755 | (0) | (0) | (0) | (0) | (0) |
| 567 | CUSTOM TAILORS | 3 | 1 | 133 | (0) | (0) | (0) | (0) | (0) |
| 562-3,568 | WOMEN'S CLOTHING, SPECIALTY STORES | 61 | 51 | 14 608 | 14 500 | 1 901 | 35 359 | 749 | 40 |
| 562 | WOMEN'S READY-TO-WEAR STORES | 43 | 39 | 13 696 | 13 630 | 1 729 | 31 692 | 700 | 33 |
| 563,568 | WOMEN'S ACCESSORY, SPECIALTY STORES, FURRIERS | 18 | 12 | 912 | 870 | 172 | 3 667 | 49 | 7 |
| 563 | MILLINERY STORES | 7 | 5 | 242 | (0) | (0) | (0) | (0) | (0) |
| | CORSET, LINGERIE STORES | - | - | - | - | - | - | - | - |
| | HOSIERY STORES | - | - | - | - | - | - | - | - |
| | APPAREL, ACCESSORY, OTHER SPECIALTY STORES | 4 | 2 | 152 | (0) | (0) | (0) | (0) | (0) |
| 568 | FURRIERS, FUR SHOPS | 7 | 5 | 518 | 506 | 113 | 2 478 | 27 | 3 |
| 565 | FAMILY CLOTHING STORES | 23 | 21 | 11 108 | 11 066 | 1 701 | 32 097 | 521 | 12 |
| 566 | SHOE STORES | 61 | 55 | 6 408 | 6 192 | 936 | 17 626 | 246 | 26 |
| | MEN'S SHOE STORES | 10 | 10 | (0) | (0) | (0) | (0) | (0) | (0) |
| | WOMEN'S SHOE STORES | 9 | 9 | 1 837 | 1 837 | 288 | 4 830 | 79 | - |
| | CHILDREN'S, JUVENILES' SHOE STORES | 1 | 1 | (0) | (0) | (0) | (0) | (0) | (0) |
| | FAMILY SHOE STORES | 41 | 35 | 3 832 | 3 616 | 542 | 10 943 | 141 | 22 |
| 564 | CHILDREN'S, INFANTS' WEAR STORES | 8 | 6 | 1 076 | (0) | (0) | (0) | (0) | (0) |
| 569 | MISCELLANEOUS APPAREL, ACCESSORY STORES | 4 | 2 | 52 | (0) | (0) | (0) | (0) | (0) |

Standard Notes: - Represents zero. (D) Withheld to avoid disclosure. (NA) Not available. (X) Not applicable.
 *Nonstore retailers, part of SIC major group 53, are shown separately in this table.

TABLE 4. Standard Metropolitan Statistical Areas: 1963—Continued

| SIC code | Standard metropolitan statistical area and kind of business | Establishments | | Sales | | Payroll, entire year (\$1,000) | Payroll, workweek ended nearest Nov. 15 (dollars) | Paid employees, workweek ended nearest Nov. 15 (number) | Active proprietors of unincorporated businesses (number) |
|--|---|----------------|-----------------------|-------------------------------------|---------------------------------------|--------------------------------|---|---|--|
| | | Total (number) | With payroll (number) | Total, all establishments (\$1,000) | Establishments with payroll (\$1,000) | | | | |
| OMAHA, NEBR.-IOWA, SMSA—Continued | | | | | | | | | |
| FURNITURE, HOME FURNISHINGS, EQUIPMENT STORES | | | | | | | | | |
| 57 | TOTAL | 175 | 113 | 37 451 | 36 547 | 4 909 | 92 720 | 970 | 164 |
| 571 | FURNITURE, HOME FURNISHINGS STORES | 100 | 58 | 25 890 | 25 442 | 3 209 | 59 811 | 620 | 94 |
| 5712 | FURNITURE STORES | 60 | 34 | 17 466 | 17 144 | 1 953 | 33 722 | 386 | 55 |
| 5713 | FLOOR COVERING STORES | 16 | 14 | 7 917 | 7 859 | 1 191 | 24 825 | 209 | 11 |
| 5714 | DRAPERY, CURTAIN, UPHOLSTERY STORES | 8 | 6 | 243 | 231 | 43 | 863 | 17 | 8 |
| 5715 | CHINA, GLASSWARE, METALWARE STORES | 12 | 2 | 128 | (0) | (0) | (0) | (0) | (0) |
| 5719 | MISCELLANEOUS HOME FURNISHINGS STORES | 4 | 2 | 136 | (0) | (0) | (0) | (0) | (0) |
| 572 | HOUSEHOLD APPLIANCE STORES | 44 | 32 | 7 570 | 7 238 | 1 019 | 18 941 | 190 | 42 |
| 5732 | RADIO, TELEVISION STORES | 14 | 10 | 1 035 | 1 005 | 143 | 2 846 | 37 | 15 |
| 5733 | MUSIC STORES | 17 | 13 | 2 956 | 2 862 | 538 | 11 122 | 123 | 13 |
| | RECORD SHOPS | 2 | 2 | (0) | (0) | (0) | (0) | (0) | (0) |
| | MUSICAL INSTRUMENT STORES | 15 | 11 | (0) | (0) | (0) | (0) | (0) | (0) |
| EATING, DRINKING PLACES | | | | | | | | | |
| 58 | TOTAL | 848 | 714 | 57 173 | 54 783 | 12 160 | 253 585 | 5 455 | 778 |
| 5812 | EATING PLACES | 456 | 394 | 36 016 | 35 430 | 9 193 | 192 714 | 4 370 | 418 |
| | RESTAURANTS, LUNCHROOMS | 332 | 284 | 27 608 | 27 168 | 7 290 | 148 698 | 3 287 | 311 |
| | CAFETERIAS | 11 | 11 | 1 119 | 1 119 | 324 | 7 932 | 167 | 7 |
| | REFRESHMENT PLACES | 100 | 86 | 5 903 | 5 757 | 1 187 | 26 979 | 712 | 90 |
| | CATERERS | 13 | 13 | 1 386 | 1 386 | 392 | 9 105 | 204 | 10 |
| 5813 | DRINKING PLACES (ALCOHOLIC BEVERAGES) | 392 | 320 | 21 157 | 19 353 | 2 967 | 60 871 | 1 085 | 360 |
| DRUG STORES, PROPRIETARY STORES | | | | | | | | | |
| 59PT(591) | TOTAL | 146 | 142 | 24 755 | 24 723 | 3 518 | 70 030 | 1 222 | 128 |
| 591 | DRUG STORES | 139 | 137 | 24 382 | 24 360 | 3 460 | 69 006 | 1 198 | 118 |
| | PROPRIETARY STORES | 7 | 5 | 373 | 363 | 58 | 1 024 | 24 | 10 |
| OTHER RETAIL STORES | | | | | | | | | |
| 59 EX.591 | TOTAL | 479 | 357 | 48 986 | 46 304 | 5 844 | 116 975 | 1 700 | 376 |
| 592 | LIQUOR STORES | 93 | 81 | 8 789 | 8 285 | 756 | 14 715 | 274 | 73 |
| 593 | ANTIQUA STORES, SECONOHANO STORES | 52 | 38 | 4 463 | 4 343 | 728 | 15 818 | 292 | 36 |
| 5932 | ANTIQUA STORES | 9 | 1 | 351 | (0) | (0) | (0) | (0) | (0) |
| 5933 | SECONOHANO STORES | 43 | 37 | 4 112 | (0) | (0) | (0) | (0) | (0) |
| 594 | BOOK, STATIONERY STORES | 9 | 9 | 811 | 811 | 102 | 2 066 | 38 | 5 |
| 5942 | BOOK STORES | 3 | 3 | 365 | 365 | 43 | 960 | 15 | 3 |
| 5943 | STATIONERY STORES | 6 | 6 | 446 | 446 | 59 | 1 106 | 23 | 2 |
| 595 | SPORTING GOODS STORES, BICYCLE SHOPS | 16 | 12 | (0) | (0) | (0) | (0) | (0) | (0) |
| 5952 | SPORTING GOODS STORES | 9 | 7 | 487 | 473 | 45 | 811 | 11 | 10 |
| 5953 | BICYCLE SHOPS | 7 | 5 | (0) | (0) | (0) | (0) | (0) | (0) |
| 5962 | HAY, GRAIN, FEED STORES | 36 | 22 | 7 379 | 6 689 | 388 | 9 294 | 103 | 26 |
| 5969 | OTHER FARM SUPPLY STORES | 18 | 16 | 4 010 | 4 000 | 340 | 6 832 | 82 | 9 |
| | GARDEN SUPPLY STORES | 3 | 3 | (0) | (0) | (0) | (0) | (0) | (0) |
| 597 | JEWELRY STORES | 38 | 32 | 5 472 | 5 280 | 760 | 15 114 | 242 | 32 |
| 598 | FUEL, ICE DEALERS | 29 | 17 | 6 280 | 6 166 | 830 | 17 299 | 182 | 20 |
| 5982 | COAL AND WOOD DEALERS | 6 | 4 | 423 | 417 | 38 | 859 | 16 | 6 |
| | ICE DEALERS | 8 | 7 | 68 | - | - | - | - | 8 |
| 5983 | FUEL OIL DEALERS | 7 | 7 | 4 590 | 4 590 | 504 | 9 485 | 102 | 4 |
| 5984 | BOTTLED GAS DEALERS | 8 | 6 | 1 199 | 1 159 | 288 | 6 955 | 64 | 2 |
| 5992 | FLORISTS | 36 | 32 | 2 003 | 1 975 | 409 | 7 651 | 114 | 38 |
| 5993 | CIGAR STORES, STANOS | 15 | 13 | 541 | 507 | 74 | 1 417 | 37 | 7 |
| 5994 | NEWS DEALERS, NEWSSTANOS | 8 | 4 | 695 | 395 | 60 | 1 065 | 19 | 11 |
| 5996 | CAMERA, PHOTOGRAPHIC SUPPLY STORES | 10 | 8 | 1 072 | 1 012 | 97 | 1 830 | 29 | 4 |
| 5997 | GIFT, NOVELTY, SOUVENIR SHOPS | 10 | 8 | 353 | 335 | 43 | 794 | 18 | 7 |
| 5998 | OPTICAL GOODS STORES | 28 | 26 | 1 892 | 1 884 | 463 | 8 610 | 85 | 19 |
| 5999 | TYPEWRITER STORES | 4 | 4 | (0) | (0) | (0) | (0) | (0) | (0) |
| | LUGGAGE, LEATHER GOODS STORES | 3 | 1 | 234 | (0) | (0) | (0) | (0) | (0) |
| | HOBBY, TOY, GAME SHOPS | 16 | 6 | 372 | 328 | 40 | 840 | 15 | 15 |
| | RELIGIOUS GOODS STORES | 4 | 2 | 418 | (0) | (0) | (0) | (0) | (0) |
| | PET SHOPS | 9 | 3 | 227 | 147 | 13 | 229 | 5 | 10 |
| | OTHER | 42 | 20 | 1 466 | 1 122 | 224 | 4 632 | 56 | 37 |
| NONSTORE RETAILERS* | | | | | | | | | |
| 53 PART* | TOTAL | 214 | 46 | 15 884 | 13 994 | 2 293 | 44 344 | 536 | 193 |
| 532 | MAIL-ORDER HOUSES | 4 | 4 | 2 745 | 2 745 | 144 | 3 604 | 59 | - |
| 534 | MERCHANDISE VENDING MACHINE OPERATORS | 33 | 15 | 4 357 | 4 007 | 650 | 13 284 | 144 | 27 |
| 535 | DIRECT SELLING (HOUSE-TO-HOUSE) ORGANIZATIONS | 177 | 27 | 8 782 | 7 242 | 1 499 | 27 456 | 333 | 166 |
| SIOUX CITY, IOWA-NEBR., SMSA | | | | | | | | | |

Data for this Standard Metropolitan Statistical Area will be presented in Volume II, Part 2, Chapter 17.

Standard Notes: - Represents zero. (D) Withheld to avoid disclosure. (NA) Not available. (X) Not applicable.
 *Nonstore retailers, part of SIC major group 53, are shown separately in this table.

TABLE 5. Counties With 500 Establishments or More: 1963

| SIC code | County and kind of business | Establishments | | Sales | | Payroll, entire year (\$1,000) | Payroll, workweek ended nearest Nov. 15 (dollars) | Paid employees, workweek ended nearest Nov. 15 (number) | Active proprietors of unincorporated businesses (number) |
|-----------|--|----------------|-----------------------|-------------------------------------|---------------------------------------|--------------------------------|---|---|--|
| | | Total (number) | With payroll (number) | Total, all establishments (\$1,000) | Establishments with payroll (\$1,000) | | | | |
| | <u>DOUGLAS COUNTY</u> | | | | | | | | |
| | RETAIL TRADE, TOTAL | 2 623 | 2 033 | 556 439 | 543 547 | 70 620 | 1 377 339 | 21 668 | 2 171 |
| | LUMBER, BUILDING MATERIALS, HARDWARE, FARM EQUIPMENT DEALERS | | | | | | | | |
| 52 | TOTAL | 134 | 114 | 27 277 | 26 845 | 3 459 | 64 939 | 729 | 102 |
| 521 | LUMBER AND OTHER BUILDING MATERIALS DEALERS | 39 | 35 | 15 139 | 15 065 | 1 670 | 28 762 | 314 | 28 |
| 522-524 | HEATING, PLUMBING, PAINT, ELECTRICAL STORES | 38 | 36 | 4 976 | 4 916 | 943 | 20 377 | 235 | 23 |
| 5251 | HARDWARE STORES | 49 | 35 | 4 166 | 3 868 | 573 | 11 096 | 142 | 47 |
| 5252 | FARM EQUIPMENT DEALERS | 8 | 8 | 2 996 | 2 996 | 273 | 4 704 | 38 | 4 |
| | GENERAL MERCHANDISE GROUP STORES* | | | | | | | | |
| 53 PART* | TOTAL | 53 | 37 | (D) | (D) | (D) | (D) | (D) | (D) |
| 531 | DEPARTMENT STORES | 7 | 7 | (D) | (D) | (D) | (D) | (D) | (D) |
| 533 | LIMITED PRICE VARIETY STORES | 26 | 18 | 8 910 | 8 854 | 1 608 | 35 616 | 774 | 16 |
| 539 | MISCELLANEOUS GENERAL MERCHANDISE STORES | 20 | 12 | (D) | (D) | (D) | (D) | (D) | (D) |
| | FOOD STORES | | | | | | | | |
| 54 | TOTAL | 350 | 262 | 114 954 | 112 126 | 9 304 | 176 753 | 2 950 | 297 |
| 541 | GROCERY STORES, INCLUDING DELICATESSENS | 258 | 196 | 106 489 | 104 123 | 7 850 | 152 007 | 2 539 | 227 |
| 542 | MEAT MARKETS, FISH (SEAFOOD) MARKETS | 21 | 17 | (D) | (D) | (D) | (D) | (D) | (D) |
| 543 | FRUIT STORES, VEGETABLE MARKETS | 9 | 3 | 317 | 187 | 8 | 223 | 5 | 9 |
| 544 | CANDY, NUT, CONFECTIONERY STORES | 15 | 7 | (D) | (D) | (D) | (D) | (D) | (D) |
| 545-549 | OTHER FOOD STORES | 47 | 39 | 3 735 | 3 545 | 942 | 17 584 | 299 | 33 |
| | AUTOMOTIVE DEALERS | | | | | | | | |
| 55 EX-554 | TOTAL | 146 | 100 | 94 607 | 93 269 | 9 682 | 186 700 | 1 778 | 98 |
| | GASOLINE SERVICE STATIONS | | | | | | | | |
| 55PT(554) | TOTAL | 350 | 294 | 36 301 | 34 597 | 3 659 | 77 471 | 1 155 | 343 |
| | APPAREL, ACCESSORY STORES | | | | | | | | |
| 56 | TOTAL | 167 | 141 | 33 617 | 33 179 | 4 866 | 89 829 | 1 566 | 102 |
| 561-567 | MEN'S, BOYS' APPAREL STORES, CUSTOM TAILORS | 33 | 29 | (D) | (D) | (D) | (D) | (D) | (D) |
| 562-3,568 | WOMEN'S CLOTHING, SPECIALTY STORES | 55 | 45 | (D) | (D) | (D) | (D) | (D) | (D) |
| 562 | WOMEN'S READY-TO-WEAR STORES | 37 | 33 | (D) | (D) | (D) | (D) | (D) | (D) |
| 563-568 | WOMEN'S ACCESSORY, SPECIALTY STORES, FURRIERS | 18 | 12 | (D) | (D) | (D) | (D) | (D) | (D) |
| 565 | FAMILY CLOTHING STORES | 15 | 13 | 8 856 | 8 814 | 1 411 | 26 472 | 413 | 6 |
| 566 | SHOE STORES | 53 | 47 | 5 663 | 5 447 | 841 | 15 550 | 218 | 21 |
| 564-569 | OTHER APPAREL, ACCESSORY STORES | 11 | 7 | (D) | (D) | (D) | (D) | (D) | (D) |
| | FURNITURE, HOME FURNISHINGS, EQUIPMENT STORES | | | | | | | | |
| 57 | TOTAL | 130 | 86 | 33 713 | 33 087 | 4 501 | 84 491 | 857 | 117 |
| 571 | FURNITURE, HOME FURNISHINGS STORES | 73 | 45 | 23 754 | 23 370 | 2 969 | 54 922 | 553 | 63 |
| 572-573 | HOUSEHOLD APPLIANCE, RADIO, TELEVISION, MUSIC STORES | 57 | 41 | 9 959 | 9 717 | 1 532 | 29 569 | 304 | 54 |
| | EATING, DRINKING PLACES | | | | | | | | |
| 58 | TOTAL | 630 | 562 | 49 081 | 47 723 | 10 725 | 225 089 | 4 740 | 545 |
| 5812 | EATING PLACES | 329 | 291 | 30 249 | 29 923 | 7 945 | 167 939 | 3 746 | 279 |
| 5813 | DRINKING PLACES (ALCOHOLIC BEVERAGES) | 301 | 271 | 18 832 | 17 800 | 2 780 | 57 150 | 994 | 266 |
| | DRUG STORES, PROPRIETARY STORES | | | | | | | | |
| 59PT(591) | TOTAL | 113 | 109 | 20 803 | 20 771 | 3 041 | 58 685 | 1 050 | 91 |
| 591 | DRUG STORES | 106 | 104 | 20 430 | 20 408 | 2 983 | 57 661 | 1 026 | 81 |
| | PROPRIETARY STORES | 7 | 5 | 373 | 363 | 58 | 1 024 | 24 | 10 |
| | OTHER RETAIL STORES | | | | | | | | |
| 59 EX-591 | TOTAL | 380 | 286 | 38 619 | 36 337 | 4 970 | 97 436 | 1 444 | 292 |
| 592 | LIQUOR STORES | 85 | 73 | 7 739 | 7 235 | 688 | 13 397 | 255 | 68 |
| 593 | ANTIQUA STORES, SECONDHAND STORES | 43 | 31 | 3 997 | 3 903 | 661 | 14 276 | 268 | 25 |
| 594 | BOOK, STATIONERY STORES | 8 | 8 | (D) | (D) | (D) | (D) | (D) | (D) |
| 595 | SPORTING GOODS STORES, BICYCLE SHOPS | 11 | 9 | 589 | 575 | 57 | 1 026 | 15 | 11 |
| 596 | FARM, GARDEN SUPPLY STORES, INCLUDING FEED STORES | 28 | 20 | 5 391 | 4 893 | 404 | 7 774 | 106 | 17 |
| 597 | JEWELRY STORES | 29 | 25 | (D) | (D) | (D) | (D) | (D) | (D) |
| 598 | FUEL, ICE DEALERS | 24 | 12 | 5 634 | 5 520 | 694 | 14 433 | 147 | 18 |
| 599 | OTHER STORES | 152 | 108 | 9 581 | 8 705 | 1 666 | 30 765 | 398 | 124 |
| | NONSTORE RETAILERS* | | | | | | | | |
| 53 PART* | TOTAL | 170 | 42 | (D) | (D) | (D) | (D) | (D) | (D) |
| | <u>LANCASTER COUNTY</u> | | | | | | | | |
| | (COEXTENSIVE WITH LINCOLN SMSA; SEE TABLE 4) | | | | | | | | |

Standard Notes: - Represents zero. (D) Withheld to avoid disclosure. (NA) Not available. (X) Not applicable.
 *Nonstore retailers, part of SIC major group 53, are shown separately in this table.

TABLE 6. Cities With 200 Establishments or More: 1963

| SIC code | City and kind of business | Establishments | | Receipts | | Payroll, entire year | Payroll, workweek ended nearest Nov. 15 | Paid employees, workweek ended nearest Nov. 15 | Active proprietors of unincorporated businesses |
|------------|--|----------------|-----------------------|-------------------------------------|---------------------------------------|----------------------|---|--|---|
| | | Total (number) | With payroll (number) | Total, all establishments (\$1,000) | Establishments with payroll (\$1,000) | | | | |
| | <u>LINCOLN</u> | | | | | | | | |
| | RETAIL TRADE, TOTAL | 956 | 756 | 210 422 | 207 438 | 26 574 | 524 307 | 8 940 | 828 |
| | LUMBER, BUILDING MATERIALS, HARDWARE, FARM EQUIPMENT DEALERS | | | | | | | | |
| | TOTAL | 62 | 50 | 15 598 | 15 338 | 2 055 | 40 670 | 466 | 44 |
| 52 | LUMBER AND OTHER BUILDING MATERIALS DEALERS | 25 | 21 | 8 352 | 8 302 | 996 | 19 637 | 213 | 13 |
| 522-524 | HEATING, PLUMBING, PAINT, ELECTRICAL STORES | 14 | 12 | 4 090 | 4 000 | 701 | 14 023 | 147 | 8 |
| 5251 | HARDWARE STORES | 17 | 11 | (D) | (D) | (D) | (D) | (D) | (D) |
| 5252 | FARM EQUIPMENT DEALERS | 6 | 6 | (D) | (D) | (D) | (D) | (D) | (D) |
| | GENERAL MERCHANDISE GROUP STORES* | | | | | | | | |
| | TOTAL | 19 | 19 | (D) | (D) | (D) | (D) | (D) | (D) |
| 53 PART* | DEPARTMENT STORES | 5 | 5 | 42 617 | 42 617 | 6 912 | 125 444 | 2 531 | - |
| 533 | LIMITED PRICE VARIETY STORES | 9 | 9 | (D) | (D) | (D) | (D) | (D) | (D) |
| 539 | MISCELLANEOUS GENERAL MERCHANDISE STORES | 5 | 5 | 676 | 676 | 53 | 1 186 | 22 | 4 |
| | FOOD STORES | | | | | | | | |
| | TOTAL | 97 | 77 | 39 112 | 38 694 | 2 835 | 54 471 | 966 | 85 |
| 54 | GROCERY STORES, INCLUDING DELICATESSENS | 65 | 61 | 38 030 | 37 870 | 2 716 | 51 889 | 913 | 52 |
| 541 | MEAT MARKETS, FISH (SEAFOOD) MARKETS | 1 | 1 | (D) | (D) | (D) | (D) | (D) | (D) |
| 542 | FRUIT STORES, VEGETABLE MARKETS | 1 | 1 | (D) | (D) | (D) | (D) | (D) | (D) |
| 543 | CANDY, NUT, CONFECTIONERY STORES | 7 | 3 | 135 | 107 | 21 | 451 | 9 | 6 |
| 544 | OTHER FOOD STORES | 23 | 11 | (D) | (D) | (D) | (D) | (D) | (D) |
| | AUTOMOTIVE DEALERS | | | | | | | | |
| | TOTAL | 53 | 41 | 39 044 | 38 664 | 3 202 | 66 264 | 680 | 35 |
| | GASOLINE SERVICE STATIONS | | | | | | | | |
| | TOTAL | 154 | 138 | 13 864 | 13 344 | 1 238 | 27 175 | 478 | 147 |
| | APPAREL, ACCESSORY STORES | | | | | | | | |
| | TOTAL | 40 | 36 | (D) | (D) | (D) | (D) | (D) | (D) |
| 56 | MEN'S, BOYS' APPAREL STORES, CUSTDM TAILORS | 8 | 6 | (D) | (D) | (D) | (D) | (D) | (D) |
| 561-567 | WOMEN'S CLOTHING, SPECIALTY STORES | 15 | 13 | (D) | (D) | (D) | (D) | (D) | (D) |
| 562-3, 568 | WOMEN'S READY-TO-WEAR STORES | 8 | 8 | (D) | (D) | (D) | (D) | (D) | (D) |
| 562 | WOMEN'S ACCESSORY, SPECIALTY STORES, FURRIERS | 7 | 5 | 532 | 516 | 70 | 1 565 | 25 | 2 |
| 563-568 | FAMILY CLOTHING STORES | 4 | 4 | (D) | (D) | (D) | (D) | (D) | (D) |
| 565 | SHOE STORES | 13 | 13 | (D) | (D) | (D) | (D) | (D) | (D) |
| 566 | OTHER APPAREL, ACCESSORY STORES | - | - | - | - | - | - | - | - |
| 564-569 | FURNITURE, HOME FURNISHINGS, EQUIPMENT STORES | | | | | | | | |
| | TOTAL | 70 | 50 | 8 984 | 8 744 | 1 381 | 29 637 | 357 | 56 |
| 57 | FURNITURE, HOME FURNISHINGS STORES | 41 | 25 | (D) | (D) | (D) | (D) | (D) | (D) |
| 571 | HOUSEHOLD APPLIANCE, RADIO, TELEVISION, MUSIC STORES | 29 | 25 | (D) | (D) | (D) | (D) | (D) | (D) |
| 572, 573 | EATING, DRINKING PLACES | | | | | | | | |
| | TOTAL | 156 | 148 | 11 565 | 11 379 | 2 837 | 61 150 | 1 339 | 142 |
| 58 | EATING PLACES | 129 | 121 | 10 102 | 9 916 | 2 614 | 56 575 | 1 242 | 111 |
| 5812 | DRINKING PLACES (ALCOHOLIC BEVERAGES) | 27 | 27 | 1 463 | 1 463 | 223 | 4 575 | 97 | 31 |
| 5813 | DRUG STORES, PROPRIETARY STORES | | | | | | | | |
| | TOTAL | 45 | 43 | (D) | (D) | (D) | (D) | (D) | (D) |
| 59PT(591) | DRUG STORES | 41 | 41 | 8 640 | 8 640 | 1 262 | 26 119 | 616 | 37 |
| 591 | PROPRIETARY STORES | 4 | 2 | (D) | (D) | (D) | (D) | (D) | (D) |
| | OTHER RETAIL STORES | | | | | | | | |
| | TOTAL | 182 | 144 | 13 567 | 13 213 | 1 806 | 35 129 | 489 | 172 |
| 59 EX-591 | LIQUOR STORES | 40 | 40 | 4 369 | 4 369 | 286 | 6 882 | 126 | 47 |
| 592 | ANTIQUA STORES, SECONDHAND STORES | 26 | 14 | (D) | (D) | (D) | (D) | (D) | (D) |
| 593 | BOOK, STATIONERY STORES | 10 | 8 | 488 | 472 | 76 | 1 186 | 21 | 8 |
| 594 | SPORTING GOODS STORES, BICYCLE SHOPS | 6 | 6 | 995 | 995 | 166 | 2 997 | 43 | 6 |
| 595 | FARM, GARDEN SUPPLY STORES, INCLUDING FERT STORES | 9 | 9 | 1 990 | 1 990 | 305 | 3 986 | 51 | 2 |
| 596 | JEWELRY STORES | 22 | 12 | 1 604 | 1 500 | 251 | 4 571 | 57 | 19 |
| 597 | FUEL, ICE DEALERS | 2 | 2 | (D) | (D) | (D) | (D) | (D) | (D) |
| 598 | OTHER STORES | 67 | 53 | 3 339 | 3 227 | 600 | 12 887 | 157 | 64 |
| 599 | NONSTORE RETAILERS* | | | | | | | | |
| | TOTAL | 78 | 10 | (D) | (D) | (D) | (D) | (D) | (D) |

Standard Notes: - Represents zero. (D) Withheld to avoid disclosure. (NA) Not available. (X) Not applicable.
 *Nonstore retailers, part of SIC major group 53, are shown separately in this table.

TABLE 6. Cities With 200 Establishments or More: 1963-Continued

| SIC code | City and kind of business | Establishments | | Receipts | | Payroll, entire year (\$1,000) | Payroll, workweek ended nearest Nov. 15 (dollars) | Paid employees, workweek ended nearest Nov. 15 (number) | Active proprietors of unincorporated businesses (number) |
|-----------|--|----------------|-----------------------|-------------------------------------|---------------------------------------|--------------------------------|---|---|--|
| | | Total (number) | With payroll (number) | Total, all establishments (\$1,000) | Establishments with payroll (\$1,000) | | | | |
| | <u>OMAHA</u> | | | | | | | | |
| | RETAIL TRADE, TOTAL | 2 335 | 1 827 | 505 500 | 494 420 | 65 562 | 1 272 753 | 19 946 | 1 929 |
| | LUMBER, BUILDING MATERIALS, HARDWARE, FARM EQUIPMENT DEALERS | | | | | | | | |
| | TOTAL | 109 | 93 | 23 579 | 23 331 | 3 130 | 59 773 | 673 | 81 |
| 521 | LUMBER AND OTHER BUILDING MATERIALS DEALERS | 33 | 29 | 14 181 | 14 135 | 1 561 | 27 581 | 301 | 24 |
| 522-524 | HEATING, PLUMBING, PAINT, ELECTRICAL STORES | 35 | 33 | (0) | (0) | (0) | (0) | (0) | (0) |
| 5251 | HARDWARE STORES | 39 | 29 | 3 783 | 3 641 | 552 | 10 725 | 135 | 36 |
| 5252 | FARM EQUIPMENT DEALERS | 2 | 2 | (0) | (0) | (0) | (0) | (0) | (0) |
| | GENERAL MERCHANDISE GROUP STORES* | | | | | | | | |
| | TOTAL | 50 | 34 | 85 456 | 85 112 | 13 400 | 252 987 | 4 572 | 34 |
| 53 PART* | DEPARTMENT STORES | 6 | 6 | 74 237 | 74 237 | 11 545 | 214 841 | 3 789 | - |
| 533 | LIMITED PRICE VARIETY STORES | 24 | 16 | (0) | (0) | (0) | (0) | (0) | (0) |
| 539 | MISCELLANEOUS GENERAL MERCHANDISE STORES | 20 | 12 | (0) | (0) | (0) | (0) | (0) | (0) |
| | FOOD STORES | | | | | | | | |
| | TOTAL | 315 | 237 | 97 976 | 95 470 | 8 061 | 153 038 | 2 566 | 270 |
| 541 | GROCERY STORES, INCLUDING DELICATESSENS | 229 | 177 | 91 565 | 89 521 | 6 855 | 130 651 | 2 191 | 202 |
| 542 | MEAT MARKETS, FISH (SEAFOOD) MARKETS | 17 | 13 | (0) | (0) | (0) | (0) | (0) | (0) |
| 543 | FRUIT STORES, VEGETABLE MARKETS | 9 | 3 | 317 | 187 | 8 | 223 | 5 | 9 |
| 544 | CANDY, NUT, CONFECTIONERY STORES | 15 | 7 | 595 | 533 | 73 | 1 147 | 25 | 9 |
| 545-549 | OTHER FOOD STORES | 45 | 37 | (0) | (0) | (0) | (0) | (0) | (0) |
| | AUTOMOTIVE DEALERS | | | | | | | | |
| 55 EX.554 | TOTAL | 131 | 93 | 91 893 | 90 799 | 9 487 | 182 917 | 1 738 | 86 |
| | GASOLINE SERVICE STATIONS | | | | | | | | |
| 55PT(554) | TOTAL | 295 | 249 | 29 484 | 28 064 | 3 102 | 64 819 | 977 | 289 |
| | APPAREL, ACCESSORY STORES | | | | | | | | |
| | TOTAL | 152 | 130 | 32 411 | 32 043 | 4 719 | 87 092 | 1 519 | 91 |
| 561,567 | MEN'S, BOYS' APPAREL STORES, CUSTOM TAILORS | 31 | 27 | (0) | (0) | (0) | (0) | (0) | (0) |
| 562-3,568 | WOMEN'S CLOTHING, SPECIALTY STORES | 53 | 43 | 13 920 | 13 812 | 1 835 | 33 635 | 711 | 35 |
| 562 | WOMEN'S READY-TO-WEAR STORES | 35 | 31 | (0) | (0) | (0) | (0) | (0) | (0) |
| 563,568 | WOMEN'S ACCESSORY, SPECIALTY STORES, FURRIERS | 18 | 12 | (0) | (0) | (0) | (0) | (0) | (0) |
| 565 | FAMILY CLOTHING STORES | 14 | 12 | (0) | (0) | (0) | (0) | (0) | (0) |
| 566 | SHOE STORES | 45 | 41 | 5 147 | 4 995 | 774 | 14 182 | 198 | 17 |
| 564,569 | OTHER APPAREL, ACCESSORY STORES | 9 | 7 | 1 043 | 1 025 | 131 | 1 547 | 53 | 8 |
| | FURNITURE, HOME FURNISHINGS, EQUIPMENT STORES | | | | | | | | |
| | TOTAL | 114 | 78 | 33 044 | 32 592 | 4 412 | 82 802 | 839 | 98 |
| 571 | FURNITURE, HOME FURNISHINGS STORES | 64 | 42 | 23 545 | 23 255 | 2 944 | 54 530 | 547 | 53 |
| 572,573 | HOUSEHOLD APPLIANCE, RADIO, TELEVISION, MUSIC STORES | 50 | 36 | 9 499 | 9 337 | 1 468 | 28 272 | 292 | 45 |
| | EATING, DRINKING PLACES | | | | | | | | |
| | TOTAL | 580 | 520 | 44 620 | 43 460 | 9 690 | 203 368 | 4 247 | 499 |
| 5812 | EATING PLACES | 298 | 262 | 26 825 | 26 517 | 7 012 | 148 201 | 3 296 | 251 |
| 5813 | DRINKING PLACES (ALCOHOLIC BEVERAGES) | 282 | 258 | 17 795 | 16 943 | 2 678 | 55 167 | 951 | 248 |
| | DRUG STORES, PROPRIETARY STORES | | | | | | | | |
| | TOTAL | 102 | 98 | 19 396 | 19 364 | 2 861 | 55 343 | 990 | 84 |
| 591 | DRUG STORES | 95 | 93 | 19 023 | 19 001 | 2 803 | 54 319 | 966 | 74 |
| | PROPRIETARY STORES | 7 | 5 | 373 | 363 | 58 | 1 024 | 24 | 10 |
| | OTHER RETAIL STORES | | | | | | | | |
| | TOTAL | 345 | 259 | 34 436 | 32 310 | 4 647 | 90 669 | 1 346 | 271 |
| 592 | LIQUOR STORES | 82 | 70 | 7 374 | 6 870 | 641 | 12 465 | 241 | 66 |
| 593 | ANTIQUA STORES, SECONDHAND STORES | 42 | 30 | (0) | (0) | (0) | (0) | (0) | (0) |
| 594 | BOOK, STATIONERY STORES | 7 | 7 | (0) | (0) | (0) | (0) | (0) | (0) |
| 595 | SPORTING GOODS STORES, BICYCLE SHOPS | 9 | 7 | (0) | (0) | (0) | (0) | (0) | (0) |
| 596 | FARM, GARDEN SUPPLY STORES, INCLUDING FEED STORES | 15 | 11 | 2 243 | 1 855 | 217 | 3 492 | 48 | 10 |
| 597 | JEWELRY STORES | 29 | 25 | 4 922 | 4 740 | 702 | 13 799 | 219 | 24 |
| 598 | FUEL, ICE DEALERS | 20 | 10 | 5 404 | (0) | (0) | (0) | (0) | (0) |
| 599 | OTHER STORES | 141 | 99 | 9 305 | 8 435 | 1 629 | 30 118 | 382 | 118 |
| | NONSTORE RETAILERS* | | | | | | | | |
| 53 PART* | TOTAL | 142 | 36 | 13 205 | 11 875 | 2 053 | 39 945 | 479 | 126 |

Standard Notes: - Represents zero. (D) Withheld to avoid disclosure. (NA) Not available. (X) Not applicable.
 *Nonstore retailers, part of SIC major group 53, are shown separately in this table.

TABLE 7. In-Plant Food Contractors: 1963

| SIC code | Standard metropolitan statistical area and kind of business | Establishments | | Sales | | Payroll, entire year (\$1,000) | Payroll, workweek ended nearest Nov. 15 (dollars) | Paid employees, workweek ended nearest Nov. 15 (number) | Active proprietors of unincorporated businesses (number) |
|---------------------------------|---|----------------|--------------|---------------------------|-----------------------------|--------------------------------|---|---|--|
| | | Total | With payroll | Total, all establishments | Establishments with payroll | | | | |
| | | (number) | (number) | (\$1,000) | (\$1,000) | | | | |
| NEBRASKA | | | | | | | | | |
| 5812 PART | IN-PLANT FOOD CONTRACTORS, TOTAL | 36 | 34 | 1 411 | 1 401 | 321 | 6 812 | 207 | 24 |
| | RESTAURANTS, LUNCHROOMS | 12 | 10 | 414 | 404 | 84 | 1 481 | 40 | 11 |
| | CAFETERIAS | 9 | 9 | 684 | 684 | 180 | 4 066 | 133 | 7 |
| | REFRESHMENT PLACES | 15 | 15 | 313 | 313 | 57 | 1 265 | 34 | 6 |
| LINCOLN SMSA | | | | | | | | | |
| 5812 PART | IN-PLANT FOOD CONTRACTORS, TOTAL | 4 | 4 | 109 | 109 | 32 | 632 | 17 | 2 |
| | RESTAURANTS, LUNCHROOMS | 1 | 1 | (D) | (D) | (D) | (D) | (D) | (D) |
| | CAFETERIAS | 2 | 2 | (D) | (D) | (D) | (D) | (D) | (D) |
| | REFRESHMENT PLACES | 1 | 1 | (D) | (D) | (D) | (D) | (D) | (D) |
| OMAHA, NEBR.,-IOWA, SMSA | | | | | | | | | |
| 5812 PART | IN-PLANT FOOD CONTRACTORS, TOTAL | 11 | 11 | 341 | 341 | 66 | 1 016 | 25 | 4 |
| | RESTAURANTS, LUNCHROOMS | 3 | 3 | (D) | (D) | (D) | (D) | (D) | (D) |
| | CAFETERIAS | 2 | 2 | (D) | (D) | (D) | (D) | (D) | (D) |
| | REFRESHMENT PLACES | 6 | 6 | 123 | 123 | 12 | 198 | 7 | 1 |

Standard Notes: - Represents zero. (D) Withheld to avoid disclosure. (NA) Not available. (X) Not applicable.

TABLE 8. Commissaries, Exchanges, and Eating and Drinking Places Operated for Military Personnel by the U. S. Department of Defense: 1963

[These data were collected by the Department of Defense and are not included in any of the tabulations of the 1963 Census of Business]

| County | Sales | Civilian payroll, entire year | Civilian employees, workweek ended nearest Nov. 15 | Civilian payroll, workweek ended nearest Nov. 15 | Sales | Civilian payroll, entire year | Civilian employees, workweek ended nearest Nov. 15 | Civilian payroll, workweek ended nearest Nov. 15 |
|---------------------------|-----------|-------------------------------|--|--|-----------------------------------|-------------------------------|--|--|
| | (\$1,000) | (\$1,000) | (number) | (dollars) | (\$1,000) | (\$1,000) | (number) | (dollars) |
| TOTAL | | | | | COMMISSARIES | | | |
| NEBRASKA, TOTAL | 17 199 | 1 625 | 407 | 33 490 | 9 019 | 321 | 64 | 5 953 |
| ADAMS | 2 | 1 | 1 | 21 | - | - | - | - |
| CHEYENNE | 43 | 15 | 8 | 359 | - | - | - | - |
| DOUGLAS | 17 | - | - | - | - | - | - | - |
| LANCASTER | 5 213 | 465 | 118 | 9 269 | 2 692 | 104 | 23 | 2 082 |
| SARPY | 11 924 | 1 144 | 280 | 23 841 | 6 327 | 217 | 41 | 3 871 |
| EXCHANGES | | | | | EATING AND DRINKING PLACES | | | |
| NEBRASKA, TOTAL | 7 086 | 1 049 | 272 | 22 085 | 1 094 | 255 | 71 | 5 452 |
| ADAMS | - | - | - | - | 2 | 1 | 1 | 21 |
| CHEYENNE | - | - | - | - | 43 | 15 | 8 | 359 |
| DOUGLAS | - | - | - | - | 17 | - | - | - |
| LANCASTER | 2 293 | 307 | 81 | 6 109 | 228 | 54 | 14 | 1 078 |
| SARPY | 4 793 | 742 | 191 | 15 976 | 804 | 185 | 48 | 3 994 |

Standard Notes: - Represents zero. (D) Withheld to avoid disclosure. (NA) Not available. (X) Not applicable.

TABLE 9. Counties; Cities of 2,500 Inhabitants or More: 1958—Continued

| County and city | Establishments | | Sales | | Payroll, entire year (\$1,000) | County and city | Establishments | | Sales | | Payroll, entire year (\$1,000) |
|-------------------------------|----------------|-----------------------|-------------------------------------|---------------------------------------|--------------------------------|--------------------------------|----------------|-----------------------|-------------------------------------|---------------------------------------|--------------------------------|
| | Total (number) | With payroll (number) | Total, all establishments (\$1,000) | Establishments with payroll (\$1,000) | | | Total (number) | With payroll (number) | Total, all establishments (\$1,000) | Establishments with payroll (\$1,000) | |
| PAWNEE COUNTY | 55 | 49 | 3 790 | 3 642 | 300 | SCOTT'S BLUFF COUNTY | 455 | 343 | 49 904 | 47 826 | 4 700 |
| PERKINS COUNTY | 61 | 41 | 5 571 | 5 039 | 354 | GERING | 64 | 42 | 5 823 | 5 361 | 417 |
| PHELPS COUNTY | 149 | 115 | 16 946 | 16 314 | 1 365 | SCOTT'S BLUFF | 244 | 202 | 33 141 | 32 285 | 3 489 |
| HOLOBEGE | 102 | 82 | 14 004 | 13 574 | 1 192 | REMAINDER OF COUNTY | 147 | 99 | 10 940 | 10 180 | 794 |
| REMAINDER OF COUNTY | 47 | 33 | 2 942 | 2 740 | 173 | SEWARO COUNTY | 163 | 103 | 13 603 | 12 585 | 885 |
| PIERCE COUNTY | 139 | 99 | 8 706 | 7 990 | 519 | SEWARO | 64 | 56 | 8 458 | 8 316 | 603 |
| PLATTE COUNTY | 316 | 220 | 31 217 | 28 735 | 2 765 | REMAINDER OF COUNTY | 99 | 47 | 5 145 | 4 269 | 282 |
| COLUMBUS | 192 | 154 | 23 191 | 22 287 | 2 235 | SHERIDAN COUNTY | 155 | 119 | 13 518 | 12 432 | 1 029 |
| REMAINDER OF COUNTY | 124 | 66 | 8 026 | 6 448 | 530 | SHERMAN COUNTY | 85 | 61 | 4 435 | 3 835 | 230 |
| POLK COUNTY | 96 | 70 | 7 649 | 7 117 | 511 | SIoux COUNTY | 14 | 10 | 546 | 498 | 27 |
| REO WILLOW COUNTY | 197 | 151 | 20 583 | 19 845 | 2 008 | STANTON COUNTY | 53 | 35 | 3 107 | 2 853 | 231 |
| MCCOOK | 149 | 121 | 18 680 | 18 342 | 1 892 | THAYER COUNTY | 162 | 110 | 10 409 | 9 369 | 660 |
| REMAINDER OF COUNTY | 48 | 30 | 1 903 | 1 503 | 116 | THOMAS COUNTY | 22 | 10 | 972 | 762 | 71 |
| RICHARDSON COUNTY | 233 | 159 | 17 867 | 16 149 | 1 399 | THURSTON COUNTY | 88 | 58 | 5 832 | 5 218 | 344 |
| FALLS CITY | 111 | 101 | 12 167 | 11 883 | 1 074 | VALLEY COUNTY | 113 | 73 | 7 054 | 6 426 | 519 |
| REMAINDER OF COUNTY | 122 | 58 | 5 700 | 4 266 | 325 | WASHINGTON COUNTY | 129 | 99 | 10 209 | 9 555 | 711 |
| ROCK COUNTY | 46 | 26 | 2 757 | 2 513 | 181 | BLAIR | 69 | 61 | 7 184 | 6 922 | 499 |
| SALINE COUNTY | 210 | 150 | 15 447 | 13 797 | 1 003 | REMAINDER OF COUNTY | 60 | 38 | 3 025 | 2 633 | 212 |
| CRETE | 72 | 56 | 7 201 | 6 637 | 539 | WAYNE COUNTY | 112 | 86 | 10 702 | 10 132 | 865 |
| REMAINDER OF COUNTY | 138 | 94 | 8 246 | 7 160 | 464 | WAYNE | 75 | 63 | 8 860 | 8 544 | 764 |
| SARPY COUNTY | 112 | 94 | 12 494 | 12 262 | 883 | REMAINDER OF COUNTY | 37 | 23 | 1 842 | 1 588 | 101 |
| BELLEVUE | 39 | 37 | 6 822 | (0) | 536 | WEBSTER COUNTY | 99 | 81 | 6 145 | 5 615 | 500 |
| REMAINDER OF COUNTY | 73 | 57 | 5 672 | (0) | 347 | WHEELER COUNTY | 12 | 4 | 406 | 176 | 12 |
| SAUNOERS COUNTY | 211 | 149 | 18 487 | 17 161 | 1 370 | YORK COUNTY | 199 | 147 | 16 994 | 15 912 | 1 482 |
| WAHOO | 72 | 58 | 6 887 | 6 419 | 615 | YORK | 118 | 96 | 13 062 | 12 500 | 1 179 |
| REMAINDER OF COUNTY | 139 | 91 | 11 600 | 10 742 | 755 | REMAINDER OF COUNTY | 81 | 51 | 3 932 | 3 412 | 303 |

Standard Notes: - Represents zero. (D) Withheld to avoid disclosure. (NA) Not available. (X) Not applicable.

TABLE 10. Standard Metropolitan Statistical Areas: 1958

[Data are based on 1964 SMSA definitions.]

| SIC code | Kind of business | Establishments | | Sales | | Establishments | | Sales | |
|-----------|---|----------------|--------------|---------------------------|-----------------------------|-------------------------|--------------|---------------------------|-----------------------------|
| | | Total | With payroll | Total, all establishments | Establishments with payroll | Total | With payroll | Total, all establishments | Establishments with payroll |
| | | (number) | (number) | (\$1,000) | (\$1,000) | (number) | (number) | (\$1,000) | (\$1,000) |
| | RETAIL TRADE: TOTAL | 1 148 | 878 | 183 207 | 178 319 | 3 694 | 2 762 | 548 908 | 529 382 |
| | | LINCOLN SMSA | | | | OMAHA, NEBR.-IOWA, SMSA | | | |
| 52 | LUMBER, BLOG MATLS, HOWE, FARM EQUIP. DEALERS | 88 | 60 | 13 149 | 12 661 | 250 | 196 | 44 259 | 42 927 |
| 53 PART* | GENERAL MERCHANOISE GROUP STORES* | 28 | 24 | 36 944 | 36 822 | 89 | 63 | 69 396 | 68 806 |
| 54 | FOOD STORES | 138 | 104 | 36 342 | 35 522 | 628 | 416 | 121 439 | 115 757 |
| 55 EX.554 | AUTOMOTIVE DEALERS | 75 | 59 | 33 457 | 32 911 | 181 | 135 | 94 329 | 92 821 |
| 55PT(554) | GASOLINE SERVICE STATIONS | 178 | 154 | 13 463 | 13 031 | 462 | 394 | 38 113 | 35 875 |
| 56 | APPAREL, ACCESSORY STORES | 41 | 31 | 10 550 | 10 036 | 214 | 164 | 32 325 | 31 595 |
| 57 | FURNITURE, HOME FURNISHINGS, EQUIPMENT STORES | 67 | 55 | 7 863 | 7 697 | 191 | 135 | 33 608 | 32 700 |
| 58 | EATING, DRINKING PLACES | 236 | 194 | 10 653 | 9 799 | 861 | 727 | 47 853 | 45 437 |
| 59PT(591) | DRUG STORES, PROPRIETARY STORES | 42 | 42 | 6 443 | 6 443 | 151 | 143 | 19 935 | 19 725 |
| 59 EX.591 | OTHER RETAIL STORES | 209 | 145 | 13 080 | (0) | 512 | 360 | 40 942 | 38 354 |
| 53 PART* | NONSTORE RETAILERS* | 46 | 10 | 1 263 | (0) | 155 | 29 | 6 709 | 5 385 |

Standard Notes: - Represents zero. (D) Withheld to avoid disclosure. (NA) Not available. (X) Not applicable.
 *Nonstore retailers, part of SIC major group 53, are shown separately in this table.

SIoux CITY, IOWA-NEBR., SMSA - Data for this Standard Metropolitan Statistical Area will be presented in Volume II, Part 2, Chapter 17.

TABLE 11. Counties with 500 Establishments or More: 1958

| SIC code | Kind of business | Establishments | | Sales | |
|-----------|---|----------------|--------------|---------------------------|-----------------------------|
| | | Total | With payroll | Total, all establishments | Establishments with payroll |
| | | (number) | (number) | (\$1,000) | (\$1,000) |
| | RETAIL TRADE: TOTAL | 2 892 | 2 146 | 461 344 | 445 010 |
| | | DOUGLAS COUNTY | | | |
| 52 | LUMBER, BLOG MATLS, HOWE, FARM EQUIP. DEALERS | 172 | 128 | 34 040 | 32 830 |
| 53 PART* | GENERAL MERCHANOISE GROUP STORES* | 62 | 42 | 63 973 | 63 513 |
| 54 | FOOD STORES | 503 | 333 | 97 020 | 92 304 |
| 55 EX.554 | AUTOMOTIVE DEALERS | 139 | 97 | 81 211 | 79 795 |
| 55PT(554) | GASOLINE SERVICE STATIONS | 340 | 290 | 27 830 | 26 162 |
| 56 | APPAREL, ACCESSORY STORES | 181 | 137 | 28 377 | 27 751 |
| 57 | FURNITURE, HOME FURNISHINGS, EQUIPMENT STORES | 153 | 105 | 29 993 | 29 177 |
| 58 | EATING, DRINKING PLACES | 669 | 575 | 41 433 | 39 511 |
| 59PT(591) | DRUG STORES, PROPRIETARY STORES | 120 | 114 | 16 307 | 16 119 |
| 59 EX.591 | OTHER RETAIL STORES | 417 | 299 | 34 975 | 32 815 |
| 53 PART* | NONSTORE RETAILERS* | 136 | 26 | 6 185 | 5 033 |

Standard Notes: - Represents zero. (D) Withheld to avoid disclosure. (NA) Not available. (X) Not applicable.
 *Nonstore retailers, part of SIC major group 53, are shown separately in this table.

LANCASTER COUNTY coextensive with Lincoln SMSA, see Table 10.

TABLE 12. Cities with 500 Establishments or More: 1958

| SIC code | Kind of business | Establishments | | Sales | | Establishments | | Sales | |
|-----------|---|----------------|--------------|---------------------------|-----------------------------|----------------|--------------|---------------------------|-----------------------------|
| | | Total | With payroll | Total, all establishments | Establishments with payroll | Total | With payroll | Total, all establishments | Establishments with payroll |
| | | (number) | (number) | (\$1,000) | (\$1,000) | (number) | (number) | (\$1,000) | (\$1,000) |
| | RETAIL TRADE: TOTAL | 983 | 775 | 172 160 | 168 434 | 2 700 | 2 012 | 440 326 | 425 402 |
| | | LINCOLN | | | | OMAHA | | | |
| 52 | LUMBER, BLOG MATLS, HOWE, FARM EQUIP. DEALERS | 61 | 47 | 11 757 | 11 445 | 151 | 109 | 27 685 | 26 529 |
| 53 PART* | GENERAL MERCHANOISE GROUP STORES* | 22 | 20 | 36 705 | (0) | 58 | 40 | 63 818 | (0) |
| 54 | FOOD STORES | 114 | 90 | 34 720 | 34 130 | 468 | 314 | 92 942 | 88 668 |
| 55 EX.554 | AUTOMOTIVE DEALERS | 68 | 52 | 32 357 | 31 811 | 128 | 92 | 79 412 | 78 308 |
| 55PT(554) | GASOLINE SERVICE STATIONS | 145 | 133 | 10 096 | 9 978 | 307 | 263 | 25 684 | 24 148 |
| 56 | APPAREL, ACCESSORY STORES | 41 | 31 | 10 550 | 10 036 | 176 | 134 | 28 253 | 27 667 |
| 57 | FURNITURE, HOME FURNISHINGS, EQUIPMENT STORES | 61 | 53 | (0) | (0) | 148 | 102 | 29 166 | 28 366 |
| 58 | EATING, DRINKING PLACES | 193 | 163 | 8 915 | 8 273 | 625 | 537 | 39 469 | 37 687 |
| 59PT(591) | DRUG STORES, PROPRIETARY STORES | 42 | 42 | 6 443 | 6 443 | 115 | 109 | 16 001 | 15 813 |
| 59 EX.591 | OTHER RETAIL STORES | 192 | 134 | (0) | 11 166 | 400 | 288 | 32 182 | 30 076 |
| 53 PART* | NONSTORE RETAILERS* | 44 | 10 | (0) | (0) | 124 | 24 | 5 714 | (0) |


Standard Notes: - Represents zero. (D) Withheld to avoid disclosure. (NA) Not available. (X) Not applicable.
 *Nonstore retailers, part of SIC major group 53, are shown separately in this table.

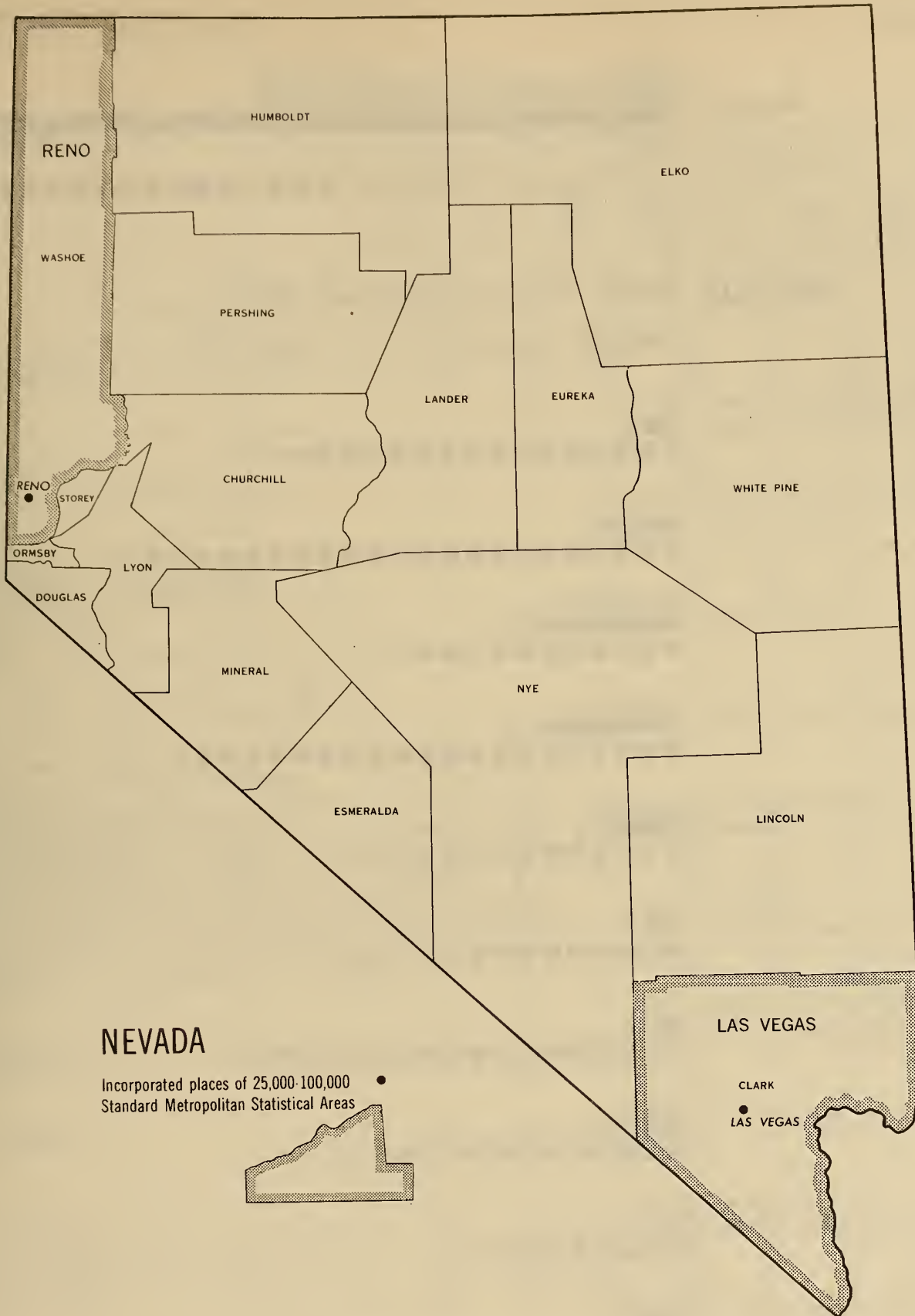
Nevada

CONTENTS

[Page numbers listed here omit the State prefix, 30-, which appears as part of number for each page.]

| | page |
|---|----------|
| State Map | 3 |
| Chart on Retail Sales: 1958 and 1963 | 4 |
| TABLE 1 The State: 1963 and 1958 | 5 |
| 2 The State: 1963 | 6 |
| 3 Counties; Cities of 2,500 Inhabitants or More: 1963 | 8 |
| 4 Standard Metropolitan Statistical Areas: 1963 | 10 |
| 5 Counties With 500 Establishments or More: 1963 | 14 |
| 6 Cities With 500 Establishments or More: 1963 | 15 |
| 7 In-Plant Food Contractors: 1963 | 17 |
| 8 Commissaries, Exchanges, and Eating and Drinking Places Operated for Military Personnel by the U.S. Department of Defense: 1963 | 17 |
| 9 Counties; Cities of 2,500 Inhabitants or More: 1958 | 18 |
| 10 Standard Metropolitan Statistical Areas: 1958 | - |
| 11 Counties With 500 Establishments or More: 1958 | 19 |
| 12 Cities With 500 Establishments or More: 1958 | 19 |





NEVADA

Incorporated places of 25,000-100,000
 Standard Metropolitan Statistical Areas

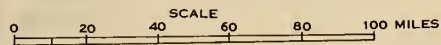
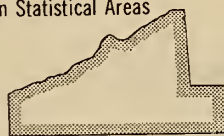


TABLE 1. The State: 1963 and 1958

| SIC code | Kind of business | 1963 | | | | 1958 | | | | |
|------------|---|-------------------|--------------------------|--|--|-------------------|--------------------------|--|--|-----|
| | | Establishments | | Sales | | Establishments | | Sales | | |
| | | Total (number) | With payroll (number) | Total, all establishments (\$1,000) | Establishments with payroll (\$1,000) | Total (number) | With payroll (number) | Total, all establishments (\$1,000) | Establishments with payroll (\$1,000) | |
| | RETAIL TRADE, TOTAL | 3 574 | 2 774 | 707 120 | 689 156 | 3 058 | 2 204 | 408 373 | 390 673 | 001 |
| | LUMBER, BUILDING MATERIALS, HARDWARE, FARM EQUIPMENT DEALERS | | | | | | | | | |
| S2 | TOTAL | 128 | 108 | 35 053 | 34 391 | 129 | 91 | 19 361 | 18 491 | 002 |
| S21 | LUMBER AND OTHER BUILDING MATERIALS DEALERS | 51 | 43 | 20 297 | 20 185 | 44 | 32 | 9 679 | 9 401 | 004 |
| S22-S24 | HEATING, PLUMBING, PAINT, ELECTRICAL STORES | 30 | 22 | 4 902 | 4 554 | 20 | 10 | 836 | 676 | 007 |
| S251 | HARDWARE STORES | 33 | 29 | 4 762 | 4 560 | 48 | 32 | 5 550 | 5 118 | 008 |
| S252 | FARM EQUIPMENT DEALERS | 14 | 14 | 5 092 | 5 092 | 17 | 17 | 3 296 | 3 296 | 009 |
| | GENERAL MERCHANDISE GROUP STORES* | | | | | | | | | |
| S3 PART* | TOTAL | 119 | 97 | 75 915 | 75 589 | 105 | 75 | 36 295 | 35 437 | 010 |
| S31 | DEPARTMENT STORES | 11 | 11 | 57 284 | 57 284 | 7 | 7 | 23 542 | 23 542 | 011 |
| S33 | LIMITED PRICE VARIETY STORES | 34 | 32 | 8 294 | 8 260 | 28 | 22 | 4 602 | 4 500 | 012 |
| S39 | MISCELLANEOUS GENERAL MERCHANDISE STORES | 74 | 54 | 10 337 | 10 045 | 70 | 46 | 8 151 | 7 395 | 015 |
| | FOOD STORES | | | | | | | | | |
| S4 | TOTAL | 322 | 236 | 149 154 | 146 358 | 320 | 212 | 94 611 | 91 695 | 016 |
| S41 | GROCERY STORES, INCLUDING DELICATESSENS | 259 | 203 | 145 653 | 143 467 | 254 | 184 | 90 079 | 88 173 | 017 |
| S42 | MEAT MARKETS, FISH (SEAFOOD) MARKETS | 15 | 7 | (1) | (1) | (1) | (1) | (1) | (1) | 019 |
| S43 | FRUIT STORES, VEGETABLE MARKETS | - | - | - | - | 8 | - | 224 | - | 020 |
| S44 | CANDY, NUT, CONFECTIONERY STORES | 6 | 6 | 374 | 372 | 2 | 2 | 122 | 108 | 021 |
| S45-S49 | OTHER FOOD STORES | 42 | 20 | (1) | (1) | 38 | 18 | 2 275 | 1 879 | 027 |
| | AUTOMOTIVE DEALERS | | | | | | | | | |
| SS EX-S54 | TOTAL | 287 | 235 | 138 960 | 135 872 | 189 | 163 | 68 142 | 67 310 | 028 |
| | GASOLINE SERVICE STATIONS | | | | | | | | | |
| SSPT (SS4) | TOTAL | 555 | 489 | 74 504 | 72 404 | 493 | 389 | 46 772 | 43 504 | 041 |
| | APPAREL, ACCESSORY STORES | | | | | | | | | |
| S6 | TOTAL | 288 | 238 | 41 626 | 40 794 | 223 | 187 | 26 693 | 25 925 | 042 |
| S61-S67 | MEN'S, BOYS' APPAREL STORES, CUSTOM TAILORS | 59 | 45 | 7 783 | 7 459 | 45 | 39 | 4 918 | 4 768 | 043 |
| S62-S68 | WOMEN'S CLOTHING, SPECIALTY STORES | 125 | 109 | 17 892 | 17 734 | 83 | 71 | 10 769 | 10 629 | 046 |
| S62 | WOMEN'S READY-TO-WEAR STORES | 86 | 78 | 14 662 | 14 528 | ** | 59 | ** | 9 617 | 047 |
| S63-S68 | WOMEN'S ACCESSORY, SPECIALTY STORES, FURRIERS | 39 | 31 | 3 230 | 3 206 | ** | 12 | ** | 1 012 | 051 |
| S65 | FAMILY CLOTHING STORES | 33 | 21 | 7 344 | 7 132 | ** | 23 | ** | 5 077 | 057 |
| S66 | SHOE STORES | 52 | 46 | 6 844 | 6 732 | 44 | 38 | 4 482 | 4 260 | 058 |
| S64-S69 | OTHER APPAREL, ACCESSORY STORES | 19 | 17 | 1 763 | 1 737 | 22 | 16 | 1 323 | 1 191 | 064 |
| | FURNITURE, HOME FURNISHINGS, EQUIPMENT STORES | | | | | | | | | |
| S7 | TOTAL | 176 | 140 | 32 406 | 31 620 | 148 | 108 | 17 478 | 16 672 | 065 |
| S71 | FURNITURE, HOME FURNISHINGS STORES | 106 | 84 | 21 943 | 21 399 | 76 | 56 | 11 573 | 11 081 | 066 |
| S72-S73 | HOUSEHOLD APPLIANCE, RADIO, TELEVISION, MUSIC STORES | 70 | 56 | 10 463 | 10 221 | 72 | 52 | 5 905 | 5 591 | 074 |
| | EATING, DRINKING PLACES | | | | | | | | | |
| S8 | TOTAL | 898 | 716 | 65 824 | 62 970 | 773 | 563 | 39 996 | 36 644 | 077 |
| S812 | EATING PLACES | 543 | 457 | 47 587 | 46 359 | 409 | 343 | 26 952 | 26 068 | 078 |
| S813 | DRINKING PLACES (ALCOHOLIC BEVERAGES) | 355 | 259 | 18 237 | 16 611 | 364 | 220 | 13 044 | 10 576 | 083 |
| | DRUG STORES, PROPRIETARY STORES | | | | | | | | | |
| S9PT (S91) | TOTAL | 116 | 108 | 30 898 | 30 606 | 108 | 102 | 22 618 | 22 342 | 084 |
| S91 | DRUG STORES | 110 | 104 | 29 898 | (1) | 101 | 95 | 22 137 | 21 861 | 085 |
| (| PROPRIETARY STORES | 6 | 4 | 1 000 | (1) | 7 | 7 | 481 | 481 | 088 |
| | OTHER RETAIL STORES | | | | | | | | | |
| S9 EX-S91 | TOTAL | 533 | 375 | 54 453 | 51 641 | 454 | 294 | 32 714 | 30 004 | 091 |
| S92 | LIQUOR STORES | 82 | 70 | 12 914 | 12 644 | 79 | 57 | 6 881 | 6 605 | 092 |
| S93 | ANTIQUA STORES, SECONOHANO STORES | 49 | 33 | 3 934 | 3 686 | 39 | 25 | 1 276 | 1 098 | 093 |
| S94 | BOOK, STATIONERY STORES | 12 | 8 | 992 | 962 | 17 | 9 | 999 | 771 | 096 |
| S95 | SPORTING GOODS STORES, BICYCLE SHOPS | 36 | 18 | 2 832 | 2 274 | 36 | 18 | 2 473 | 1 961 | 099 |
| S96 | FARM, GARDEN SUPPLY STORES, INCLUDING FEEO STORES | 28 | 20 | 3 587 | 3 451 | 15 | 13 | 3 435 | 3 421 | 104 |
| S97 | JEWELRY STORES | 53 | 47 | 6 460 | 6 406 | 53 | 39 | 4 227 | 4 051 | 105 |
| S98 | FUEL, ICE DEALERS | 54 | 42 | 9 077 | 8 907 | 35 | 29 | 5 309 | 5 221 | 106 |
| S99 | OTHER STORES | 219 | 137 | 14 657 | 13 311 | 180 | 104 | 8 114 | 6 876 | 122 |
| | NONSTORE RETAILERS* | | | | | | | | | |
| 53 PART* | TOTAL | 152 | 32 | 8 327 | 6 911 | 116 | 20 | 3 693 | 2 649 | 123 |

Standard Notes: - Represents zero. (D) Withheld to avoid disclosure. (NA) Not available. (X) Not applicable. *Revised.
 *Nonstore retailers, part of SIC major group 53, are shown separately in this table.
 **Data not provided because establishments with no payroll are classified only at the next broader kind-of-business level.
 †Comparable data not available because of change in kind-of-business definition.

TABLE 2. The State: 1963

| SIC code | Kind of business | Establishments | | Sales | | Payroll, entire year (\$1,000) | Payroll, workweek ended nearest Nov. 15 (dollars) | Paid employees, workweek ended nearest Nov. 15 (number) | Active proprietors of unincorporated businesses (number) |
|-----------|--|----------------|--------------|---------------------------|-----------------------------|--------------------------------|---|---|--|
| | | Total | With payroll | Total, all establishments | Establishments with payroll | | | | |
| | | (number) | (number) | (\$1,000) | (\$1,000) | | | | |
| | RETAIL TRADE, TOTAL | 3 574 | 2 774 | 707 120 | 689 156 | 87 294 | 1 763 107 | 21 884 | 3 166 |
| | LUMBER, BUILDING MATERIALS, HARDWARE, FARM EQUIPMENT DEALERS | | | | | | | | |
| 52 | TOTAL | 128 | 108 | 35 053 | 34 391 | 3 942 | 74 693 | 752 | 92 |
| 521 | LUMBER YARDS | 30 | 28 | 11 900 | 11 880 | 1 276 | 24 764 | 225 | 17 |
| | BUILDING MATERIALS DEALERS | 21 | 15 | 8 397 | 8 305 | 937 | 15 962 | 175 | 15 |
| 522 | HEATING, PLUMBING EQUIPMENT DEALERS | 11 | 9 | 1 938 | (D) | (D) | (D) | (D) | (D) |
| 523 | PAINT, GLASS, WALLPAPER STORES | 14 | 12 | 2 529 | 2 287 | 292 | 6 647 | 63 | 13 |
| 524 | ELECTRICAL SUPPLY STORES | 5 | 1 | 435 | (D) | (D) | (D) | (D) | (D) |
| 5251 | HARDWARE STORES | 33 | 29 | 4 762 | 4 560 | 722 | 14 057 | 163 | 23 |
| 5252 | FARM EQUIPMENT DEALERS | 14 | 14 | 5 092 | 5 092 | 444 | 8 235 | 76 | 8 |
| | GENERAL MERCHANDISE GROUP STORES* | | | | | | | | |
| 53 PART* | TOTAL | 119 | 97 | 75 915 | 75 589 | 9 485 | 167 744 | 2 661 | 73 |
| 531 | DEPARTMENT STORES | 11 | 11 | 57 284 | 57 284 | 7 115 | 122 446 | 1 918 | - |
| 533 | LIMITED PRICE VARIETY STORES | 34 | 32 | 8 294 | 8 260 | 1 247 | 23 279 | 441 | - |
| 539 | GENERAL MERCHANDISE STORES | 56 | 44 | 9 442 | 9 230 | 1 031 | 20 059 | 277 | 45 |
| | DRY GOODS STORES | 11 | 7 | 713 | 669 | 74 | 1 654 | 20 | 9 |
| | SEWING, NEEDLEWORK STORES | 7 | 3 | 182 | 146 | 18 | 306 | 5 | 8 |
| | FOOD STORES | | | | | | | | |
| 54 | TOTAL | 322 | 236 | 149 154 | 146 358 | 13 123 | 258 566 | 3 010 | 277 |
| 541 | GROCERY STORES, INCLUDING DELICATESSENS | 259 | 203 | 145 653 | 143 467 | 12 623 | 248 107 | 2 886 | 214 |
| 542 | MEAT MARKETS | 14 | 6 | 1 489 | 1 113 | 155 | 3 310 | 25 | 17 |
| | FISH (SEAFOOD) MARKETS | 1 | 1 | (D) | (D) | (D) | (D) | (D) | (D) |
| 543 | FRUIT STORES, VEGETABLE MARKETS | - | - | - | - | - | - | - | - |
| 544 | CANDY, NUT, CONFECTIONERY STORES | 6 | 6 | 374 | 372 | 48 | 934 | 18 | 2 |
| 545 | DAIRY PRODUCTS STORES | 5 | 1 | (D) | (D) | (D) | (D) | (D) | (D) |
| 546 | RETAIL BAKERIES | 28 | 14 | 850 | 722 | 202 | 3 977 | 60 | 29 |
| 5462 | RETAIL BAKERIES, MANUFACTURING | 23 | 13 | 716 | (D) | (D) | (D) | (D) | (D) |
| 5463 | RETAIL BAKERIES, NONMANUFACTURING | 5 | 1 | 134 | (D) | (D) | (D) | (D) | (D) |
| 549 | EGG AND POULTRY DEALERS | - | - | - | - | - | - | - | - |
| | OTHER | 9 | 5 | 617 | 541 | 88 | 2 098 | 19 | 9 |
| | AUTOMOTIVE DEALERS | | | | | | | | |
| 55 EX.554 | TOTAL | 287 | 235 | 138 960 | 135 872 | 13 605 | 270 956 | 2 208 | 220 |
| 551 | PASSENGER CAR DEALERS, FRANCHISED | 90 | 88 | 98 157 | 98 143 | 10 085 | 203 923 | 1 545 | 54 |
| | DOMESTIC CAR DEALERS | 71 | 71 | 83 997 | 83 997 | 8 397 | 172 778 | 1 266 | 42 |
| | IMPORTED CAR DEALERS | 8 | 8 | 4 478 | 4 478 | 718 | 13 567 | 108 | 5 |
| | DOMESTIC AND IMPORTED CAR DEALERS | 11 | 9 | 9 682 | 9 668 | 970 | 17 578 | 171 | 7 |
| 552 | PASSENGER CAR DEALERS, NONFRANCHISED | 62 | 46 | 16 427 | 15 331 | 1 097 | 22 835 | 228 | 49 |
| 553 | TIRE, BATTERY, ACCESSORY DEALERS | 51 | 37 | 6 451 | 5 513 | 864 | 17 601 | 147 | 48 |
| | HOME AND AUTO SUPPLY STORES | 7 | 7 | 696 | 696 | 44 | 1 109 | 16 | 8 |
| 559 | MISCELLANEOUS AIRCRAFT, MARINE, AUTOMOTIVE DEALERS | 77 | 57 | 17 229 | 16 189 | 1 515 | 25 488 | 272 | 61 |
| | AIRCRAFT, BOAT, MOTORCYCLE DEALERS | 26 | 14 | 4 046 | 3 846 | 493 | 9 280 | 94 | 27 |
| | HOUSEHOLD TRAILER DEALERS | 42 | 36 | 11 657 | 11 301 | 875 | 13 298 | 142 | 24 |
| | OTHER AUTOMOTIVE DEALERS | 9 | 7 | 1 526 | 1 042 | 147 | 2 910 | 36 | 10 |
| | GASOLINE SERVICE STATIONS | | | | | | | | |
| 55PT(554) | TOTAL | 555 | 489 | 74 504 | 72 404 | 7 772 | 169 843 | 2 181 | 543 |
| | APPAREL, ACCESSORY STORES | | | | | | | | |
| 56 | TOTAL | 288 | 238 | 41 626 | 40 794 | 5 631 | 110 006 | 1 388 | 216 |
| 561,567 | MEN'S, BOYS' APPAREL STORES, CUSTOM TAILORS | 59 | 45 | 7 783 | 7 459 | 1 274 | 24 541 | 251 | 36 |
| 561 | MEN'S, BOYS' CLOTHING AND FURNISHINGS STORES | 48 | 42 | 7 495 | (D) | (D) | (D) | (D) | (D) |
| 567 | CUSTOM TAILORS | 11 | 3 | 288 | (D) | (D) | (D) | (D) | (D) |
| 562-3,568 | WOMEN'S CLOTHING, SPECIALTY STORES | 125 | 109 | 17 892 | 17 734 | 2 242 | 44 499 | 585 | 100 |
| 562 | WOMEN'S READY-TO-WEAR STORES | 86 | 78 | 14 662 | 14 528 | 1 896 | 36 172 | 483 | 69 |
| 563,568 | WOMEN'S ACCESSORY, SPECIALTY STORES, FURRIERS | 39 | 31 | 3 230 | 3 206 | 346 | 8 327 | 102 | 31 |
| 563 | MILLINERY STORES | 2 | 2 | (D) | (D) | (D) | (D) | (D) | (D) |
| | CORDSET, LINGERIE STORES | 9 | 5 | (D) | (D) | (D) | (D) | (D) | (D) |
| | Hosiery stores | - | - | - | - | - | - | - | - |
| | APPAREL, ACCESSORY, OTHER SPECIALTY STORES | 20 | 20 | 1 909 | 1 909 | 196 | 3 773 | 59 | 16 |
| 568 | FURRIERS, FUR SHOPS | 8 | 4 | 752 | 740 | 81 | 3 056 | 19 | 6 |
| 565 | FAMILY CLOTHING STORES | 33 | 21 | 7 344 | 7 132 | 1 020 | 18 957 | 288 | 34 |
| 566 | SHOE STORES | 52 | 46 | 6 844 | 6 732 | 872 | 17 153 | 197 | 31 |
| | MEN'S SHOE STORES | 7 | 7 | 493 | 493 | 81 | 1 360 | 12 | 4 |
| | WOMEN'S SHOE STORES | 12 | 12 | 1 864 | 1 864 | 258 | 5 850 | 64 | 5 |
| | CHILDREN'S, JUVENILES' SHOE STORES | - | - | - | - | - | - | - | - |
| | FAMILY SHOE STORES | 33 | 27 | 4 487 | 4 375 | 533 | 9 943 | 121 | 22 |
| 564 | CHILDREN'S, INFANTS' WEAR STORES | 14 | 12 | 1 012 | 986 | 125 | 2 682 | 39 | 11 |
| 569 | MISCELLANEOUS APPAREL, ACCESSORY STORES | 5 | 5 | 751 | 751 | 98 | 2 174 | 28 | 4 |

Standard Notes: - Represents zero. (D) Withheld to avoid disclosure. (NA) Not available. (X) Not applicable.
 *Nonstore retailers, part of SIC major group 53, are shown separately in this table.

TABLE 2. The State: 1963-Continued

| SIC code | Kind of business | Establishments | | Sales | | Payroll, entire year (\$1,000) | Payroll, workweek ended nearest Nov. 15 (dollars) | Paid employees, workweek ended nearest Nov. 15 (number) | Active proprietors of unincorporated businesses (number) |
|---|---|----------------|-----------------------|-------------------------------------|---------------------------------------|--------------------------------|---|---|--|
| | | Total (number) | With payroll (number) | Total, all establishments (\$1,000) | Establishments with payroll (\$1,000) | | | | |
| FURNITURE, HOME FURNISHINGS, EQUIPMENT STORES | | | | | | | | | |
| 57 | TOTAL | 176 | 140 | 32 406 | 31 620 | 4 647 | 95 453 | 867 | 133 |
| 571 | FURNITURE, HOME FURNISHINGS STORES | 106 | 84 | 21 943 | 21 399 | 3 293 | 64 992 | 600 | 83 |
| 5712 | FURNITURE STORES | 67 | 57 | 17 917 | 17 693 | 2 650 | 50 769 | 470 | 49 |
| 5713 | FLOOR COVERING STORES | 17 | 13 | 1 932 | 1 710 | 233 | 6 509 | 61 | 13 |
| 5714 | DRAPERY, CURTAIN, UPHOLSTERY STORES | 12 | 8 | 1 228 | 1 138 | 269 | 4 995 | 42 | 12 |
| 5715 | CHINA, GLASSWARE, METALWARE STORES | 7 | 3 | (D) | (D) | (D) | (D) | (D) | (D) |
| 5719 | MISCELLANEOUS HOME FURNISHINGS STORES | 3 | 3 | (D) | (D) | (D) | (D) | (D) | (D) |
| 572 | HOUSEHOLD APPLIANCE STORES | 33 | 21 | 5 472 | 5 354 | 765 | 16 197 | 136 | 19 |
| 5732 | RADIO, TELEVISION STORES | 19 | 19 | 3 418 | 3 332 | 421 | 9 947 | 89 | 14 |
| 5733 | MUSIC STORES | 18 | 16 | 1 573 | 1 535 | 168 | 4 317 | 42 | 17 |
| | RECORD SHOPS | 3 | 3 | (D) | (D) | (D) | (D) | (D) | (D) |
| | MUSICAL INSTRUMENT STORES | 15 | 13 | (D) | (D) | (D) | (D) | (D) | (D) |
| EATING, DRINKING PLACES | | | | | | | | | |
| 58 | TOTAL | 898 | 716 | 65 824 | 62 970 | 16 621 | 360 722 | 5 863 | 894 |
| 5812 | EATING PLACES | 543 | 457 | 47 587 | 46 359 | 13 107 | 276 748 | 4 699 | 519 |
| | RESTAURANTS, LUNCHROOMS | 418 | 356 | 40 101 | 39 199 | 11 545 | 243 018 | 3 990 | 390 |
| | CAFETERIAS | 3 | 3 | (D) | (D) | (D) | (D) | (D) | (D) |
| | REFRESHMENT PLACES | 107 | 83 | 5 815 | 5 495 | 1 192 | 24 533 | 537 | 115 |
| | CATERERS | 15 | 15 | (D) | (D) | (D) | (D) | (D) | (D) |
| 5813 | DRINKING PLACES (ALCOHOLIC BEVERAGES) | 355 | 259 | 18 237 | 16 611 | 3 514 | 83 974 | 1 164 | 375 |
| DRUG STORES, PROPRIETARY STORES | | | | | | | | | |
| 59PT(S91) | TOTAL | 116 | 108 | 30 898 | 30 606 | 4 121 | 81 526 | 1 033 | 102 |
| 591 | DRUG STORES | 110 | 104 | 29 898 | (D) | (D) | (D) | (D) | (D) |
| | PROPRIETARY STORES | 6 | 4 | 1 000 | (D) | (D) | (D) | (D) | (D) |
| OTHER RETAIL STORES | | | | | | | | | |
| 59 EX.S91 | TOTAL | 533 | 375 | 54 453 | 51 641 | 7 361 | 153 541 | 1 695 | 474 |
| 592 | LIQUOR STORES | 82 | 70 | 12 914 | 12 644 | 1 347 | 27 119 | 342 | 89 |
| 593 | ANTIQUARIAN, SECONDHAND STORES | 49 | 33 | 3 934 | 3 686 | 641 | 11 694 | 128 | 50 |
| 5932 | ANTIQUARIAN STORES | 6 | 2 | 179 | (D) | (D) | (D) | (D) | (D) |
| 5933 | SECONDHAND STORES | 43 | 31 | 3 755 | (D) | (D) | (D) | (D) | (D) |
| 594 | BOOK, STATIONERY STORES | 12 | 8 | 992 | 962 | 177 | 3 278 | 48 | 10 |
| 5942 | BOOK STORES | 6 | 4 | 462 | (D) | (D) | (D) | (D) | (D) |
| 5943 | STATIONERY STORES | 6 | 4 | 530 | (D) | (D) | (D) | (D) | (D) |
| 595 | SPORTING GOODS STORES, BICYCLE SHOPS | 36 | 18 | 2 832 | 2 274 | 287 | 5 632 | 58 | 31 |
| 5952 | SPORTING GOODS STORES | 30 | 14 | 2 387 | 1 877 | 241 | 4 707 | 48 | 27 |
| 5953 | BICYCLE SHOPS | 6 | 4 | 445 | 397 | 46 | 925 | 10 | 4 |
| 5962 | HAY, GRAIN, FEED STORES | 17 | 13 | 2 518 | 2 458 | 186 | 4 172 | 40 | 12 |
| 5969 | OTHER FARM SUPPLY STORES | 7 | 3 | 597 | 521 | 33 | 655 | 7 | 9 |
| | GARDEN SUPPLY STORES | 4 | 4 | 472 | 472 | 97 | 1 827 | 16 | - |
| 597 | JEWELRY STORES | 53 | 47 | 6 460 | 6 406 | 1 123 | 23 347 | 219 | 37 |
| 598 | FUEL, ICE DEALERS | 54 | 42 | 9 077 | 8 907 | 1 432 | 31 160 | 266 | 33 |
| 5982 | CDAL AND WOOD DEALERS | 3 | 3 | 282 | 280 | 36 | 1 047 | 8 | 3 |
| | ICE DEALERS | 6 | - | 48 | - | - | - | - | 8 |
| 5983 | FUEL OIL DEALERS | 17 | 11 | 3 774 | 3 708 | 523 | 10 270 | 81 | 17 |
| 5984 | BOTTLED GAS DEALERS | 28 | 28 | 4 973 | 4 919 | 873 | 19 843 | 177 | 5 |
| 5992 | FLORISTS | 29 | 27 | 2 385 | 2 377 | 448 | 8 327 | 93 | 29 |
| 5993 | CIGAR STORES, STANOS | 11 | 9 | 1 151 | 1 137 | 139 | 3 397 | 43 | 7 |
| 5994 | NEWS DEALERS, NEWSSTANDS | 14 | 6 | 596 | 428 | 54 | 1 029 | 19 | 13 |
| 5996 | CAMERA, PHOTOGRAPHIC SUPPLY STORES | 11 | 11 | 1 262 | 1 262 | 179 | 3 214 | 36 | 7 |
| 5997 | GIFT, NOVELTY, SOUVENIR SHOPS | 58 | 36 | 4 321 | 4 061 | 627 | 17 632 | 243 | 56 |
| 5998 | OPTICAL GOODS STORES | 26 | 24 | 1 446 | 1 408 | 240 | 4 222 | 46 | 27 |
| 5999 | TYPEWRITER STORES | 2 | 2 | (D) | (D) | (D) | (D) | (D) | (D) |
| | LUGGAGE, LEATHER GOODS STORES | 11 | 3 | 429 | 277 | 32 | 621 | 8 | 12 |
| | Hobby, Toy, Game Shops | 11 | 7 | 1 190 | 940 | 94 | 2 077 | 29 | 6 |
| | RELIGIOUS GOODS STORES | 2 | - | 26 | - | - | - | - | 2 |
| | PET SHOPS | 6 | 2 | (D) | (D) | (D) | (D) | (D) | (D) |
| | OTHER | 38 | 10 | 1 328 | 920 | 159 | 3 030 | 40 | 35 |
| NONSTORE RETAILERS* | | | | | | | | | |
| 53 PART* | TOTAL | 152 | 32 | 8 327 | 6 911 | 986 | 20 057 | 226 | 142 |
| 532 | MAIL-ORDER HOUSES | 10 | 6 | 1 404 | (D) | (D) | (D) | (D) | (D) |
| 534 | MERCHANDISE VENDING MACHINE OPERATORS | 31 | 15 | 4 902 | 4 370 | 434 | 8 509 | 80 | 28 |
| 535 | DIRECT SELLING (HOUSE-TO-HOUSE) ORGANIZATIONS | 111 | 11 | 2 021 | (D) | (D) | (D) | (D) | (D) |

Standard Notes: - Represents zero. (D) Withheld to avoid disclosure. (NA) Not available. (X) Not applicable.
 *Nonstore retailers, part of SIC major group 53, are shown separately in this table.

TABLE 3. Counties; Cities of 2,500

| Line number | County and city | Total | | | | | | | Kind-of-business group | | | | |
|-------------|-------------------------------|----------------|--------------|---------------------------|-----------------------------|----------------------|---|--|---|--|-----------|------------------------------------|--------|
| | | Establishments | | Sales | | Payroll, entire year | Payroll, workweek ended nearest Nov. 15 | Paid employees, workweek ended nearest Nov. 15 | Active proprietors of unincorporated businesses | Lumber, building matts., hardware, farm equip. dealers | | General merchandise group stores * | |
| | | Total | With payroll | Total, all establishments | Establishments with payroll | | | | | Establishments | Sales | Establishments | Sales |
| (number) | (number) | (\$1,000) | (\$1,000) | (\$1,000) | (dollars) | (number) | (number) | (number) | (\$1,000) | (number) | (\$1,000) | | |
| 1 | NEVADA, TOTAL | 3 574 | 2 774 | 707 120 | 689 156 | 87 294 | 1 763 107 | 21 884 | 3 166 | 128 | 35 053 | 119 | 75 915 |
| 2 | CHURCHILL COUNTY | 120 | 76 | 16 342 | 15 286 | 1 743 | 38 432 | 477 | 131 | 5 | 749 | 3 | (D) |
| 3 | FALLON | 93 | 65 | 15 254 | 14 644 | 1 641 | 35 946 | 432 | 99 | 4 | (D) | 3 | (D) |
| 4 | REMAINDER OF COUNTY | 27 | 11 | 1 088 | 642 | 102 | 2 486 | 45 | 32 | 1 | (D) | - | - |
| 5 | CLARK COUNTY | 1 500 | 1 188 | 382 857 | 375 511 | 48 062 | 947 880 | 11 524 | 1 218 | 40 | 17 101 | 39 | 44 386 |
| 6 | BOULDER CITY | 56 | 44 | 4 602 | 4 458 | 664 | 14 193 | 211 | 61 | 2 | (D) | 3 | 131 |
| 7 | HENDERSON | 79 | 63 | 16 206 | 15 868 | 1 675 | 33 428 | 409 | 66 | 3 | (D) | 4 | 920 |
| 8 | LAS VEGAS | 939 | 757 | 287 589 | 282 679 | 35 545 | 687 330 | 8 253 | 735 | 20 | 13 299 | 25 | 34 552 |
| 9 | NORTH LAS VEGAS | 77 | 35 | 8 838 | 8 238 | 991 | 19 322 | 264 | 75 | 9 | 359 | 2 | (D) |
| 10 | REMAINDER OF COUNTY | 349 | 289 | 65 622 | 64 268 | 9 187 | 193 607 | 2 387 | 281 | 6 | 2 916 | 5 | (D) |
| 11 | DOUGLAS COUNTY | 60 | 46 | 7 319 | 7 031 | 730 | 17 519 | 195 | 56 | 4 | 1 205 | 3 | (D) |
| 12 | ELKO COUNTY | 196 | 150 | 25 472 | 24 470 | 3 022 | 63 150 | 802 | 189 | 8 | 1 586 | 9 | 532 |
| 13 | ELKO | 120 | 98 | 16 927 | 16 313 | 1 878 | 38 818 | 491 | 113 | 7 | (D) | 3 | 155 |
| 14 | REMAINDER OF COUNTY | 76 | 52 | 8 545 | 8 157 | 1 144 | 24 332 | 311 | 76 | 1 | (D) | 6 | 377 |
| 15 | ESMERALDA COUNTY | 10 | 2 | 268 | (D) | (D) | (D) | (D) | (D) | - | - | - | - |
| 16 | EUREKA COUNTY | 21 | 9 | 828 | 620 | 58 | 1 196 | 17 | 25 | 1 | (D) | 4 | 62 |
| 17 | HUMBOLDT COUNTY | 104 | 82 | 12 559 | 12 223 | 1 379 | 25 587 | 354 | 89 | 6 | 1 192 | 3 | 352 |
| 18 | WINNEMUCCA | 76 | 70 | 10 334 | 10 264 | 1 184 | 21 459 | 299 | 61 | 6 | 1 192 | 2 | (D) |
| 19 | REMAINDER OF COUNTY | 28 | 12 | 2 225 | 1 959 | 195 | 4 128 | 55 | 28 | - | - | 1 | (D) |
| 20 | LANDER COUNTY | 31 | 23 | 2 495 | 2 411 | 282 | 5 069 | 65 | 35 | 1 | (D) | 3 | 31 |
| 21 | LINCOLN COUNTY | 49 | 35 | 3 979 | 3 373 | 264 | 6 104 | 108 | 56 | 3 | 87 | 6 | 465 |
| 22 | LYON COUNTY | 100 | 70 | 10 560 | 9 784 | 1 022 | 21 589 | 286 | 106 | 7 | 1 203 | 2 | (D) |
| 23 | MINERAL COUNTY | 76 | 50 | 7 023 | 6 581 | 665 | 14 235 | 213 | 72 | 2 | (D) | 2 | (D) |
| 24 | NYE COUNTY | 73 | 49 | 5 853 | 5 543 | 867 | 20 977 | 308 | 74 | 2 | (D) | 7 | 489 |
| 25 | DRMSBY COUNTY | 130 | 96 | 17 151 | 16 579 | 1 815 | 38 415 | 491 | 126 | 8 | 1 689 | 2 | (D) |
| 26 | CARSON CITY | 115 | 89 | 16 553 | 16 097 | 1 744 | 36 463 | 468 | 108 | 5 | 1 621 | 2 | (D) |
| 27 | REMAINDER OF COUNTY | 15 | 7 | 598 | 482 | 71 | 1 952 | 23 | 18 | 3 | 68 | - | - |
| 28 | PERSHING COUNTY | 58 | 42 | 5 021 | 4 731 | 526 | 11 725 | 166 | 61 | 3 | (D) | 3 | 72 |
| 29 | STREY COUNTY | 35 | 23 | 1 090 | (D) | (D) | (D) | (D) | (D) | - | - | - | - |
| 30 | WASHOE COUNTY | 897 | 745 | 194 667 | 190 931 | 25 260 | 517 581 | 6 406 | 766 | 33 | 8 285 | 27 | 23 122 |
| 31 | RENO | 657 | 563 | 162 567 | 160 419 | 21 537 | 438 308 | 5 213 | 544 | 25 | 6 874 | 18 | 22 307 |
| 32 | SPARKS | 132 | 104 | 20 344 | 19 676 | 2 107 | 41 782 | 563 | 124 | 2 | (D) | 7 | (D) |
| 33 | REMAINDER OF COUNTY | 108 | 78 | 11 756 | 10 836 | 1 616 | 37 491 | 630 | 98 | 6 | (D) | 2 | (D) |
| 34 | WHITE PINE COUNTY | 114 | 88 | 13 636 | 13 022 | 1 431 | 29 833 | 414 | 114 | 5 | 471 | 6 | 1 205 |
| 35 | ELY | 73 | 57 | 9 422 | 9 066 | 987 | 19 791 | 278 | 74 | 5 | 471 | 4 | (D) |
| 36 | REMAINDER OF COUNTY | 41 | 31 | 4 214 | 3 956 | 444 | 10 042 | 136 | 40 | - | - | 2 | (D) |

Standard Notes: - Represents zero. (D) Withheld to avoid disclosure. (NA) Not available. (X) Not applicable.
 *Nonstore retailers, part of SIC major group 53, are shown separately in this table.

Inhabitants or More: 1963

| Kind-of-business group - continued | | | | | | | | | | | | | | | | | | |
|------------------------------------|-----------------|------------------------|-----------------|---------------------------|-----------------|---------------------------|-----------------|---|-----------------|---------------------------|-----------------|---------------------------------|-----------------|---------------------------|-----------------|---------------------------|-----------------|-------------|
| Food stores | | Automotive dealers | | Gasoline service stations | | Apparel, accessory stores | | Furniture, home furnishings, equipment stores | | Eating, drinking places | | Drug stores, proprietary stores | | Other retail stores | | Nonstore retailers * | | Line number |
| Estab-lish-ments (number) | Sales (\$1,000) | Estab-lish-ments (No.) | Sales (\$1,000) | Estab-lish-ments (number) | Sales (\$1,000) | Estab-lish-ments (number) | Sales (\$1,000) | Estab-lish-ments (number) | Sales (\$1,000) | Estab-lish-ments (number) | Sales (\$1,000) | Estab-lish-ments (No.) | Sales (\$1,000) | Estab-lish-ments (number) | Sales (\$1,000) | Estab-lish-ments (number) | Sales (\$1,000) | |
| 322 | 149 154 | 287 | 138 960 | 555 | 74 504 | 288 | 41 626 | 176 | 32 406 | 898 | 65 824 | 116 | 30 898 | 533 | 54 453 | 152 | 8 327 | 1 |
| 16 | 2 643 | 14 | 4 091 | 14 | 1 314 | 10 | 374 | 1 | (D) | 21 | 1 709 | 2 | (D) | 20 | 887 | 14 | 560 | 2 |
| 11 | 2 532 | 12 | (D) | 9 | 1 109 | 10 | 374 | 1 | (D) | 17 | 1 485 | 2 | (D) | 17 | 825 | 7 | 426 | 3 |
| 5 | 111 | 2 | (D) | 5 | 205 | - | - | - | - | 4 | 224 | - | - | 3 | 62 | 7 | 134 | 4 |
| 117 | 76 118 | 122 | 77 942 | 230 | 37 281 | 152 | 24 979 | 100 | 20 148 | 318 | 34 372 | 44 | 13 833 | 250 | 30 893 | 88 | 5 804 | 5 |
| 6 | 1 451 | 4 | 156 | 8 | 875 | 5 | 320 | 2 | (D) | 11 | 631 | 2 | (D) | 13 | 424 | - | - | 6 |
| 7 | 5 939 | 6 | 3 575 | 13 | 1 732 | 6 | 573 | 7 | 701 | 16 | 1 051 | 3 | (D) | 5 | 219 | 9 | 422 | 7 |
| 76 | 55 551 | 82 | 68 050 | 128 | 20 956 | 111 | 18 708 | 85 | 18 936 | 177 | 18 913 | 30 | 11 615 | 165 | 22 309 | 40 | 4 700 | 8 |
| 5 | 4 079 | 12 | 1 786 | 8 | 735 | - | - | 4 | (D) | 11 | 942 | - | - | 7 | 626 | 19 | 84 | 9 |
| 23 | 9 098 | 18 | 4 375 | 73 | 12 983 | 30 | 5 378 | 2 | (D) | 103 | 12 835 | 9 | 1 210 | 60 | 7 315 | 20 | 598 | 10 |
| 5 | 882 | 2 | (D) | 8 | 689 | 3 | 157 | - | - | 22 | 1 004 | 4 | (D) | 8 | 439 | 1 | (D) | 11 |
| 21 | 5 024 | 19 | 4 550 | 38 | 5 312 | 12 | 1 719 | 6 | 734 | 55 | 2 785 | 6 | (D) | 20 | 2 244 | 2 | (D) | 12 |
| 10 | 3 784 | 15 | 3 825 | 17 | 1 565 | 12 | 1 719 | 6 | 734 | 28 | 1 302 | 4 | 784 | 16 | 1 496 | 2 | (D) | 13 |
| 11 | 1 240 | 4 | 725 | 21 | 3 747 | - | - | - | - | 27 | 1 483 | 2 | (D) | 4 | 748 | - | - | 14 |
| - | - | - | - | 4 | 160 | - | - | - | - | 6 | 108 | - | - | - | - | - | - | 15 |
| 3 | 300 | 1 | (D) | 2 | (D) | - | - | - | - | 10 | 226 | - | - | - | - | - | - | 16 |
| 13 | 2 161 | 12 | 2 180 | 20 | 3 054 | 5 | 624 | 6 | 294 | 26 | 976 | 3 | (D) | 9 | (D) | 1 | (D) | 17 |
| 8 | 1 838 | 10 | (D) | 14 | 1 740 | 5 | 624 | 2 | (D) | 17 | 766 | 3 | (D) | 8 | 495 | 1 | (D) | 18 |
| 5 | 323 | 2 | (D) | 6 | 1 314 | - | - | 4 | (D) | 9 | 210 | - | - | 1 | (D) | - | - | 19 |
| 1 | (D) | 1 | (D) | 11 | 918 | 2 | (D) | - | - | 6 | 166 | 1 | (D) | 4 | 522 | 1 | (D) | 20 |
| 9 | 838 | 2 | (D) | 12 | 1 015 | 1 | (D) | - | - | 12 | 417 | 2 | (D) | 2 | (D) | - | - | 21 |
| 12 | 2 442 | 11 | 2 366 | 13 | 902 | 4 | 412 | 1 | (D) | 31 | 1 073 | 2 | (D) | 14 | 1 243 | 3 | 30 | 22 |
| 9 | 2 519 | 8 | 1 311 | 11 | 992 | 2 | (D) | 5 | 265 | 24 | 632 | 2 | (D) | 9 | 316 | 2 | (D) | 23 |
| 6 | 1 160 | 4 | 1 093 | 13 | 1 254 | 9 | 202 | - | - | 20 | 967 | 1 | (D) | 11 | 378 | - | - | 24 |
| 9 | 4 961 | 8 | 3 091 | 19 | 2 218 | 13 | 881 | 4 | 136 | 35 | 1 549 | 4 | 855 | 24 | 1 229 | 4 | (D) | 25 |
| 9 | 4 961 | 8 | 3 091 | 16 | 2 107 | 13 | 881 | 4 | 136 | 29 | 1 435 | 4 | 855 | 21 | 924 | 4 | (D) | 26 |
| - | - | - | - | 3 | 111 | - | - | - | - | 6 | 114 | - | - | 3 | 305 | - | - | 27 |
| 5 | 356 | 3 | 891 | 13 | 1 278 | 1 | (D) | - | - | 21 | 658 | 1 | (D) | 8 | 648 | - | - | 28 |
| 3 | (D) | - | - | 1 | (D) | - | - | - | - | 20 | 693 | 1 | (D) | 10 | 213 | - | - | 29 |
| 79 | 45 460 | 67 | 35 676 | 129 | 16 783 | 69 | 11 706 | 49 | 10 033 | 238 | 17 367 | 38 | 11 432 | 134 | 13 413 | 34 | 1 390 | 30 |
| 52 | 35 280 | 56 | 32 018 | 85 | 11 914 | 60 | 10 503 | 40 | 8 747 | 158 | 12 468 | 32 | 9 937 | 101 | 11 223 | 30 | 1 296 | 31 |
| 13 | 8 616 | 7 | 1 742 | 24 | 2 491 | 9 | (D) | 8 | (D) | 33 | 1 849 | 5 | (D) | 22 | 1 259 | 2 | (D) | 32 |
| 14 | 1 564 | 4 | 1 916 | 20 | 2 378 | - | (D) | 1 | (D) | 47 | 3 050 | 1 | (D) | 11 | 931 | 2 | (D) | 33 |
| 14 | 3 940 | 13 | 3 397 | 17 | 1 118 | 5 | 186 | 4 | 363 | 33 | 1 122 | 5 | (D) | 10 | 1 172 | 2 | (D) | 34 |
| 9 | 2 513 | 12 | (D) | 6 | 426 | 5 | 186 | 4 | 363 | 17 | 573 | 3 | 417 | 6 | 688 | 2 | (D) | 35 |
| 5 | 1 427 | 1 | (D) | 11 | 692 | - | - | - | - | 16 | 549 | 2 | (D) | 4 | 484 | - | - | 36 |

TABLE 4. Standard Metropolitan Statistical Areas: 1963

| SIC code | Standard metropolitan statistical area and kind of business | Establishments | | Sales | | Payroll, entire year (\$1,000) | Payroll, workweek ended nearest Nov. 15 (dollars) | Paid employees, workweek ended nearest Nov. 15 (number) | Active proprietors of unincorporated businesses (number) |
|----------------|--|-------------------------------------|-----------------------|-------------------------------------|---------------------------------------|--------------------------------|---|---|--|
| | | Total (number) | With payroll (number) | Total, all establishments (\$1,000) | Establishments with payroll (\$1,000) | | | | |
| LAS VEGAS SMSA | | Coextensive with Clark County, Nev. | | | | | | | |
| | RETAIL TRADE, TOTAL. | 1 500 | 1 188 | 382 857 | 375 511 | 48 062 | 947 880 | 11 524 | 1 218 |
| | LUMBER, BUILDING MATERIALS, HARDWARE, FARM EQUIPMENT DEALERS | | | | | | | | |
| 52 | TOTAL. | 40 | 26 | 17 101 | 16 713 | 1 884 | 32 540 | 300 | 28 |
| 521 | (LUMBER YARDS | 6 | 6 | 4 347 | 4 347 | 522 | 9 080 | 73 | 3 |
| | (BUILDING MATERIALS DEALERS | 9 | 5 | 6 422 | 6 342 | 727 | 12 398 | 110 | 6 |
| 522 | (HEATING, PLUMBING EQUIPMENT DEALERS. | 5 | 3 | 1 320 | 1 312 | 92 | 1 617 | 21 | 4 |
| 523 | (PAINT, GLASS, WALLPAPER STORES | 5 | 5 | 1 645 | 1 645 | 218 | 3 622 | 38 | 2 |
| 524 | (ELECTRICAL SUPPLY STORES | 5 | 1 | (D) | (D) | (D) | (D) | (D) | (D) |
| 5251 | (HARDWARE STORES. | 9 | 5 | 1 472 | 1 270 | 182 | 3 550 | 39 | 8 |
| 5252 | (FARM EQUIPMENT DEALERS | 1 | 1 | (D) | (D) | (D) | (D) | (D) | (D) |
| | GENERAL MERCHANDISE GROUP STORES* | | | | | | | | |
| 53 PART* | TOTAL | 39 | 31 | 44 386 | 44 288 | 5 127 | 72 247 | 1 437 | 20 |
| 531 | (DEPARTMENT STORES. | 6 | 6 | 37 546 | 37 546 | 4 257 | 55 412 | 1 155 | - |
| 533 | (LIMITED PRICE VARIETY STORES | 12 | 12 | 4 674 | 4 674 | 680 | 12 836 | 226 | 2 |
| 539 | (GENERAL MERCHANDISE STORES | 11 | 7 | 1 632 | 1 564 | 151 | 3 122 | 45 | 7 |
| | (DRY GOODS STORES | 5 | 3 | 381 | 369 | 23 | 584 | 7 | 5 |
| | (SEWING, NEEDLEWORK STORES. | 5 | 3 | 153 | 135 | 16 | 293 | 4 | 6 |
| | FOOD STORES | | | | | | | | |
| 54 | TOTAL. | 117 | 93 | 76 118 | 75 182 | 6 842 | 136 079 | 1 602 | 89 |
| 541 | (GROCERY STORES, INCLUDING DELICATESSENS. | 89 | 81 | 74 144 | 73 632 | 6 536 | 129 555 | 1 532 | 63 |
| 542 | (MEAT MARKETS | 8 | 2 | (D) | (D) | (D) | (D) | (D) | (D) |
| | (FISH (SEAFOOD) MARKETS | - | - | - | - | - | - | - | - |
| 543 | (FRUIT STORES, VEGETABLE MARKETS. | - | - | - | - | - | - | - | - |
| 544 | (CANDY, NUT, CONFECTIONERY STORES | 3 | 3 | (D) | (D) | (D) | (D) | (D) | (D) |
| 545 | (DAIRY PRODUCTS STORES. | 2 | - | 26 | - | - | - | - | 2 |
| 546 | (RETAIL BAKERIES. | 8 | 4 | 396 | 340 | 104 | 2 156 | 27 | 7 |
| 5462 | (RETAIL BAKERIES, MANUFACTURING | 5 | 3 | 270 | (D) | (D) | (D) | (D) | (D) |
| 5463 | (RETAIL BAKERIES, NONMANUFACTURING. | 3 | 1 | 126 | (D) | (D) | (D) | (D) | (D) |
| 549 | (EGG AND POULTRY DEALERS. | - | - | - | - | - | - | - | - |
| | (OTHER. | 7 | 3 | 540 | 466 | 81 | 1 958 | 17 | 7 |
| | AUTOMOTIVE DEALERS | | | | | | | | |
| 55 EX.554 | TOTAL. | 122 | 100 | 77 942 | 76 680 | 7 739 | 151 144 | 1 068 | 94 |
| 551 | (PASSENGER CAR DEALERS, FRANCHISED. | 22 | 20 | 52 774 | 52 760 | 5 786 | 113 133 | 720 | 9 |
| | (DOMESTIC CAR DEALERS | 16 | 16 | 48 863 | 48 863 | 5 296 | 104 238 | 645 | 4 |
| | (IMPORTED CAR DEALERS | 3 | 3 | 1 986 | (D) | (D) | (D) | (D) | (D) |
| | (DOMESTIC AND IMPORTED CAR DEALERS. | 3 | 1 | 1 925 | (D) | (D) | (D) | (D) | (D) |
| 552 | (PASSENGER CAR DEALERS, NONFRANCHISED | 38 | 32 | 12 257 | 11 863 | 757 | 16 058 | 136 | 29 |
| 553 | (TIRE, BATTERY, ACCESSORY DEALERS | 20 | 16 | 2 910 | 2 630 | 389 | 7 835 | 58 | 17 |
| | (HOME AND AUTO SUPPLY STORES. | 2 | 2 | (D) | (D) | (D) | (D) | (D) | (D) |
| 559 | (MISCELLANEOUS AIRCRAFT, MARINE, AUTOMOTIVE DEALERS | 40 | 30 | (D) | (D) | (D) | (D) | (D) | (D) |
| | (AIRCRAFT, BOAT, MOTORCYCLE DEALERS | 16 | 10 | 3 418 | 3 338 | 419 | 7 858 | 79 | 15 |
| | (HOUSEHOLD TRAILER DEALERS. | 19 | 17 | 5 560 | 5 550 | 336 | 5 385 | 61 | 15 |
| | (OTHER AUTOMOTIVE DEALERS | 5 | 3 | (D) | (D) | (D) | (D) | (D) | (D) |
| | GASOLINE SERVICE STATIONS | | | | | | | | |
| 55PT(554) | TOTAL. | 230 | 212 | 37 281 | 36 425 | 4 369 | 96 226 | 1 174 | 215 |
| | APPAREL, ACCESSORY STORES | | | | | | | | |
| 56 | TOTAL. | 152 | 128 | 24 979 | 24 631 | 3 646 | 70 695 | 860 | 88 |
| 561,567 | (MEN'S, BOYS' APPAREL STORES, CUSTOM TAILDRS. | 41 | 31 | 5 285 | 5 123 | 920 | 17 745 | 175 | 22 |
| 561 | (MEN'S, BOYS' CLOTHING AND FURNISHINGS STORES | 33 | 29 | 5 080 | (D) | (D) | (D) | (D) | (D) |
| 567 | (CUSTOM TAILORS | 8 | 2 | 205 | (D) | (D) | (D) | (D) | (D) |
| 562-3,568 | (WOMEN'S CLOTHING, SPECIALTY STORES | 69 | 59 | 10 918 | 10 790 | 1 438 | 28 523 | 361 | 45 |
| 562 | (WOMEN'S READY-TO-WEAR STORES | 42 | 38 | 8 631 | 8 521 | 1 196 | 23 716 | 289 | 27 |
| 563,568 | (WOMEN'S ACCESSORY, SPECIALTY STORES, FURRIERS. | 27 | 21 | 2 287 | 2 269 | 242 | 4 807 | 72 | 18 |
| 563 | (MILLINERY STORES | - | - | - | - | - | - | - | - |
| | (CORSET, LINGERIE STORES. | 8 | 4 | 401 | (D) | (D) | (D) | (D) | (D) |
| | (Hosiery STORES | - | - | - | - | - | - | - | - |
| | (APPAREL, ACCESSORY, OTHER SPECIALTY STORES | 15 | 15 | 1 538 | 1 538 | 167 | 3 250 | 51 | 8 |
| 568 | (FURRIERS, FUR SHOPS. | 4 | 2 | 348 | (D) | (D) | (D) | (D) | (D) |
| 565 | (FAMILY CLOTHING STORES | 5 | 3 | (D) | (D) | (D) | (D) | (D) | (D) |
| 566 | (SHOE STORES. | 24 | 24 | (D) | (D) | (D) | (D) | (D) | (D) |
| | (MEN'S SHOE STORES. | 4 | 4 | (D) | (D) | (D) | (D) | (D) | (D) |
| | (WOMEN'S SHOE STORES. | 5 | 5 | 577 | 577 | 83 | 1 585 | 20 | 2 |
| | (CHILDREN'S, JUVENILES' SHOE STORES | - | - | - | - | - | - | - | - |
| | (FAMILY SHOE STORES | 15 | 15 | 2 951 | 2 951 | 388 | 7 188 | 84 | 4 |
| 564 | (CHILDREN'S, INFANTS' WEAR STORES | 8 | 6 | 617 | 591 | 74 | 1 750 | 24 | 6 |
| 569 | (MISCELLANEOUS APPAREL, ACCESSORY STORES. | 5 | 5 | 751 | 751 | 98 | 2 174 | 28 | 4 |

Standard Notes: - Represents zero. (D) Withheld to avoid disclosure. (NA) Not available. (X) Not applicable. *Nonstore retailers, part of SIC major group 53, are shown separately in this table.

TABLE 4. Standard Metropolitan Statistical Areas: 1963-Continued

| SIC code | Standard metropolitan statistical area and kind of business | Establishments | | Sales | | Payroll, entire year (\$1,000) | Payroll, workweek ended nearest Nov. 15 (dollars) | Paid employees, workweek ended nearest Nov. 15 (number) | Active proprietors of unincorporated businesses (number) |
|--|---|----------------|-----------------------|-------------------------------------|---------------------------------------|--------------------------------|---|---|--|
| | | Total (number) | With payroll (number) | Total, all establishments (\$1,000) | Establishments with payroll (\$1,000) | | | | |
| LAS VEGAS SMSA-Continued | | | | | | | | | |
| FURNITURE, HOME FURNISHINGS, EQUIPMENT STORES | | | | | | | | | |
| S7 | TOTAL | 100 | 80 | 20 148 | 19 648 | 2 896 | 58 856 | 502 | 69 |
| S71 | FURNITURE, HOME FURNISHINGS STORES | 62 | 50 | 13 651 | 13 197 | 2 085 | 40 037 | 358 | 48 |
| S712 | FURNITURE STORES | 37 | 33 | 10 347 | 10 207 | 1 561 | 29 228 | 263 | 28 |
| S713 | FLOOR COVERING STORES | 11 | 7 | 1 361 | 1 139 | 158 | 4 125 | 36 | 9 |
| S714 | DRAPERY, CURTAIN, UPHOLSTERY STORES | 8 | 6 | 1 177 | 1 091 | 246 | 4 415 | 37 | 7 |
| S715 | CHINA, GLASSWARE, METALWARE STORES | 4 | 2 | (D) | (D) | (D) | (D) | (D) | (D) |
| S719 | MISCELLANEOUS HOME FURNISHINGS STORES | 2 | 2 | (D) | (D) | (D) | (D) | (D) | (D) |
| S72 | HOUSEHOLD APPLIANCE STORES | 21 | 13 | 3 691 | 3 645 | 469 | 10 145 | 71 | 11 |
| S732 | RADIO, TELEVISION STORES | 10 | 10 | 1 977 | 1 977 | 260 | 6 080 | 5 | 5 |
| S733 | MUSIC STORES | 7 | 7 | 829 | 829 | 82 | 2 594 | 23 | 5 |
| | RECORD SHOPS | 1 | 1 | (D) | (D) | (D) | (D) | (D) | (D) |
| | MUSICAL INSTRUMENT STORES | 6 | 6 | (D) | (D) | (D) | (D) | (D) | (D) |
| EATING, DRINKING PLACES | | | | | | | | | |
| S8 | TOTAL | 318 | 280 | 34 372 | 33 526 | 8 881 | 193 211 | 3 015 | 292 |
| S812 | EATING PLACES | 229 | 199 | 26 832 | 26 182 | 7 339 | 155 644 | 2 555 | 198 |
| | RESTAURANTS, LUNCHROOMS | 170 | 152 | 22 495 | 22 085 | 6 444 | 135 388 | 2 144 | 144 |
| | CAFETERIAS | 1 | 1 | (D) | (D) | (D) | (D) | (D) | (D) |
| | REFRESHMENT PLACES | 50 | 38 | 3 415 | 3 175 | 711 | 14 944 | 311 | 48 |
| | CATERERS | 8 | 8 | (D) | (D) | (D) | (D) | (D) | (D) |
| S813 | DRINKING PLACES (ALCOHOLIC BEVERAGES) | 89 | 81 | 7 540 | 7 344 | 1 542 | 37 567 | 460 | 94 |
| DRUG STORES, PROPRIETARY STORES | | | | | | | | | |
| S9PT(S91) | TOTAL | 44 | 42 | 13 833 | 13 679 | 1 849 | 35 153 | 432 | 33 |
| S91 | DRUG STORES | 42 | 40 | (D) | (D) | (D) | (D) | (D) | (D) |
| | PROPRIETARY STORES | 2 | 2 | (D) | (D) | (D) | (D) | (D) | (D) |
| OTHER RETAIL STORES | | | | | | | | | |
| S9 EX.S91 | TOTAL | 250 | 186 | 30 893 | 29 985 | 4 263 | 88 932 | 1 008 | 205 |
| S92 | LIQUOR STORES | 54 | 52 | 10 731 | 10 711 | 1 200 | 24 108 | 295 | 52 |
| S93 | ANTIQUE STORES, SECONDHAND STORES | 20 | 16 | 2 810 | 2 782 | 510 | 8 703 | 86 | 20 |
| S932 | ANTIQUE STORES | 2 | - | 16 | - | - | - | - | 4 |
| S933 | SECONDHAND STORES | 18 | 16 | 2 794 | 2 782 | 510 | 8 703 | 86 | 16 |
| S94 | BOOK, STATIONERY STORES | 8 | 4 | 338 | 308 | 28 | 312 | 5 | 7 |
| S942 | BOOK STORES | 5 | 3 | 292 | (D) | (D) | (D) | (D) | (D) |
| S943 | STATIONERY STORES | 3 | 1 | 46 | (D) | (D) | (D) | (D) | (D) |
| S95 | SPORTING GOODS STORES, BICYCLE SHOPS | 11 | 5 | 799 | 589 | 53 | 1 012 | 12 | 10 |
| S952 | SPORTING GOODS STORES | 8 | 2 | 530 | (D) | (D) | (D) | (D) | (D) |
| S953 | BICYCLE SHOPS | 3 | 3 | 269 | (D) | (D) | (D) | (D) | (D) |
| S962 | HAY, GRAIN, FEED STORES | 3 | 3 | 765 | 765 | 46 | 720 | 10 | 1 |
| S969 | OTHER FARM SUPPLY STORES | - | - | - | - | - | - | - | - |
| | GARDEN SUPPLY STORES | 4 | 4 | 472 | 472 | 97 | 1 827 | 16 | - |
| S97 | JEWELRY STORES | 28 | 24 | 3 923 | 3 909 | 747 | 15 171 | 136 | 15 |
| S98 | FUEL, ICE DEALERS | 9 | 5 | 1 232 | 1 188 | 202 | 4 623 | 39 | 6 |
| S982 | COAL AND WOOD DEALERS | - | - | - | - | - | - | - | - |
| | ICE DEALERS | 4 | - | 38 | - | - | - | - | 4 |
| S983 | FUEL OIL DEALERS | 2 | 2 | (D) | (D) | (D) | (D) | (D) | (D) |
| S984 | BOTTLED GAS DEALERS | 3 | 3 | (D) | (D) | (D) | (D) | (D) | (D) |
| S992 | FLORISTS | 15 | 13 | 1 612 | 1 604 | 317 | 5 898 | 61 | 15 |
| S993 | CIGAR STORES, STANOS | 6 | 6 | 689 | 689 | 83 | 2 070 | 26 | 2 |
| S994 | NEWS DEALERS, NEWSSTANDS | 9 | 3 | 442 | (D) | (D) | (D) | (D) | (D) |
| S996 | CAMERA, PHOTOGRAPHIC SUPPLY STORES | 6 | 6 | 859 | 859 | 116 | 2 060 | 24 | 3 |
| S997 | GIFT, NOVELTY, SOUVENIR SHOPS | 30 | 20 | 3 436 | 3 324 | 513 | 15 530 | 207 | 27 |
| S998 | OPTICAL GOODS STORES | 10 | 10 | 640 | 640 | 88 | 1 725 | 18 | 11 |
| S999 | TYPEWRITER STORES | 1 | 1 | (D) | (D) | (D) | (D) | (D) | (D) |
| | LUGGAGE, LEATHER GOODS STORES | 6 | 2 | 203 | (D) | (D) | (D) | (D) | (D) |
| | Hobby, Toy, Game Shops | 7 | 5 | 944 | 844 | 90 | 1 998 | 25 | 3 |
| | RELIGIOUS GOODS STORES | 2 | - | 26 | - | - | - | - | 2 |
| | PET SHOPS | 3 | 1 | (D) | (D) | (D) | (D) | (D) | (D) |
| | OTHER | 18 | 6 | 763 | 573 | 73 | 1 365 | 19 | 13 |
| NONSTORE RETAILERS* | | | | | | | | | |
| S3 PART* | TOTAL | 88 | 10 | 5 804 | 4 754 | 566 | 12 797 | 126 | 85 |
| S32 | MAIL-DROER HOUSES | 2 | 2 | (D) | (D) | (D) | (D) | (D) | (D) |
| S34 | MERCHANDISE VENDING MACHINE OPERATORS | 15 | 5 | 4 134 | 3 764 | 351 | 7 122 | 60 | 14 |
| S35 | DIRECT SELLING (HOUSE-TO-HOUSE) ORGANIZATIONS | 71 | 3 | (D) | (D) | (D) | (D) | (D) | (D) |

Standard Notes: - Represents zero. (D) Withheld to avoid disclosure. (NA) Not available. (X) Not applicable.
 *Nonstore retailers, part of SIC major group 53, are shown separately in this table.

TABLE 4. Standard Metropolitan Statistical Areas: 1963-Continued

| SIC code | Standard metropolitan statistical area and kind of business | Establishments | | Sales | | Payroll, entire year (\$1,000) | Payroll, workweek ended nearest Nov. 15 (dollars) | Paid employees, workweek ended nearest Nov. 15 (number) | Active proprietors of unincorporated businesses (number) |
|-----------|---|--------------------------------------|--------------------------|--|--|-----------------------------------|--|--|---|
| | | Total (number) | With payroll (number) | Total, all establishments (\$1,000) | Establishments with payroll (\$1,000) | | | | |
| | <u>RENO SMSA</u> | Coextensive with Washoe County, Nev. | | | | | | | |
| | RETAIL TRADE, TOTAL | 897 | 745 | 194 667 | 190 931 | 25 260 | 517 581 | 6 406 | 766 |
| | LUMBER, BUILDING MATERIALS, HARDWARE, FARM EQUIPMENT DEALERS | | | | | | | | |
| 52 | TOTAL | 33 | 31 | 8 285 | 8 043 | 945 | 19 320 | 190 | 21 |
| 521 | (LUMBER YARDS | 7 | 7 | 4 321 | 4 321 | 413 | 8 174 | 75 | 1 |
| | (BUILDING MATERIALS DEALERS | 4 | 4 | (0) | (0) | (0) | (0) | (0) | (0) |
| 522 | (HEATING, PLUMBING EQUIPMENT DEALERS | 5 | 5 | (0) | (0) | (0) | (0) | (0) | (0) |
| 523 | (PAINT, GLASS, WALLPAPER STORES | 8 | 6 | 860 | 618 | 72 | 2 905 | 24 | 9 |
| 524 | (ELECTRICAL SUPPLY STORES | - | - | - | - | - | - | - | - |
| 5251 | (HARDWARE STORES | 6 | 6 | 778 | 778 | 154 | 2 865 | 37 | 2 |
| 5252 | (FARM EQUIPMENT DEALERS | 3 | 3 | 705 | 705 | 83 | 1 441 | 15 | 3 |
| | GENERAL MERCHANDISE GROUP STORES* | | | | | | | | |
| 53 PART* | TOTAL | 27 | 25 | 23 122 | 23 060 | 3 365 | 77 166 | 950 | 9 |
| 531 | (DEPARTMENT STORES | 5 | 5 | 19 738 | 19 738 | 2 858 | 67 034 | 763 | - |
| 533 | (LIMITED PRICE VARIETY STORES | 10 | 10 | 2 301 | 2 301 | 362 | 6 818 | 148 | 3 |
| 539 | (GENERAL MERCHANDISE STORES | 9 | 7 | 867 | 805 | 106 | 2 478 | 29 | 6 |
| | (DRY GOODS STORES | 3 | 3 | 216 | 216 | 39 | 836 | 10 | - |
| | (SEWING, NEEDLEWORK STORES | - | - | - | - | - | - | - | - |
| | FOOD STORES | | | | | | | | |
| 54 | TOTAL | 79 | 65 | 45 460 | 45 042 | 4 245 | 80 110 | 880 | 61 |
| 541 | (GROCERY STORES, INCLUDING DELICATESSENS | 58 | 54 | 44 815 | 44 513 | 4 170 | 78 526 | 857 | 40 |
| 542 | (MEAT MARKETS | 3 | 1 | 194 | (0) | (0) | (0) | (0) | (0) |
| | (FISH (SEAFOOD) MARKETS | 1 | 1 | (0) | (0) | (0) | (0) | (0) | (0) |
| 543 | (FRUIT STORES, VEGETABLE MARKETS | - | - | - | - | - | - | - | - |
| 544 | (CANDY, NUT, CONFECTIONERY STORES | 1 | 1 | (0) | (0) | (0) | (0) | (0) | (0) |
| 545 | (DAIRY PRODUCTS STORES | 3 | 1 | 64 | (0) | (0) | (0) | (0) | (0) |
| 546 | (RETAIL BAKERIES | 11 | 5 | 221 | 179 | 52 | 1 115 | 17 | 12 |
| 5462 | (RETAIL BAKERIES, MANUFACTURING | 11 | 5 | 221 | 179 | 52 | 1 115 | 17 | 12 |
| 5463 | (RETAIL BAKERIES, NONMANUFACTURING | - | - | - | - | - | - | - | - |
| 549 | (EGG AND POULTRY DEALERS | - | - | - | - | - | - | - | - |
| | (OTHER | 2 | 2 | (0) | (0) | (0) | (0) | (0) | (0) |
| | AUTOMOTIVE DEALERS | | | | | | | | |
| 55 EX.554 | TOTAL | 67 | 59 | 35 676 | 34 830 | 3 680 | 73 056 | 683 | 37 |
| 551 | (PASSENGER CAR DEALERS, FRANCHISED | 17 | 17 | 24 565 | 24 565 | 2 495 | 51 220 | 445 | 5 |
| | (DOMESTIC CAR DEALERS | 9 | 9 | 15 948 | 15 948 | 1 419 | 32 159 | 278 | 2 |
| | (IMPORTED CAR DEALERS | 5 | 5 | 2 492 | 2 492 | 425 | 8 203 | 68 | 3 |
| | (DOMESTIC AND IMPORTED CAR DEALERS | 3 | 3 | 6 125 | 6 125 | 651 | 10 858 | 99 | - |
| 552 | (PASSENGER CAR DEALERS, NONFRANCHISED | 17 | 11 | 3 705 | 3 191 | 319 | 6 288 | 88 | 13 |
| 553 | (TIRE, BATTERY, ACCESSORY DEALERS | 11 | 9 | (0) | (0) | (0) | (0) | (0) | (0) |
| | (HOME AND AUTO SUPPLY STORES | 2 | 2 | (0) | (0) | (0) | (0) | (0) | (0) |
| 559 | (MISCELLANEOUS AIRCRAFT, MARINE, AUTOMOTIVE DEALERS | 20 | 20 | 5 382 | 5 358 | 595 | 10 049 | 103 | 9 |
| | (AIRCRAFT, BOAT, MOTORCYCLE DEALERS | 3 | 3 | 479 | 479 | 71 | 1 203 | 13 | 2 |
| | (HOUSEHOLD TRAILER DEALERS | 14 | 14 | 4 313 | 4 289 | 426 | 6 743 | 67 | 5 |
| | (OTHER AUTOMOTIVE DEALERS | 3 | 3 | 590 | 590 | 98 | 2 103 | 23 | 2 |
| | GASOLINE SERVICE STATIONS | | | | | | | | |
| 55PT(554) | TOTAL | 129 | 117 | 16 783 | 16 601 | 1 606 | 34 042 | 483 | 120 |
| | APPAREL, ACCESSORY STORES | | | | | | | | |
| 56 | TOTAL | 69 | 63 | 11 706 | 11 538 | 1 487 | 29 654 | 370 | 57 |
| 561,567 | (MEN'S, BOYS' APPAREL STORES, CUSTOM TAILORS | 12 | 8 | 2 065 | 1 903 | 296 | 5 425 | 57 | 10 |
| 561 | (MEN'S, BOYS' CLOTHING AND FURNISHINGS STORES | 9 | 7 | 1 982 | (0) | (0) | (0) | (0) | (0) |
| 567 | (CUSTOM TAILORS | 3 | 1 | 83 | (0) | (0) | (0) | (0) | (0) |
| 562-3,568 | (WOMEN'S CLOTHING, SPECIALTY STORES | 32 | 30 | 5 606 | 5 600 | 669 | 13 458 | 183 | 28 |
| 562 | (WOMEN'S READY-TO-WEAR STORES | 25 | 23 | 4 986 | 4 980 | 590 | 10 378 | 159 | 21 |
| 563,568 | (WOMEN'S ACCESSORY, SPECIALTY STORES, FURRIERS | 7 | 7 | 620 | 620 | 79 | 3 080 | 24 | 7 |
| 563 | (MILLINERY STORES | 2 | 2 | (0) | (0) | (0) | (0) | (0) | (0) |
| | (CORSET, LINGERIE STORES | 1 | 1 | (0) | (0) | (0) | (0) | (0) | (0) |
| | (HOSIERY STORES | - | - | - | - | - | - | - | - |
| | (APPAREL, ACCESSORY, OTHER SPECIALTY STORES | 2 | 2 | (0) | (0) | (0) | (0) | (0) | (0) |
| 568 | (FURRIERS, FUR SHOPS | 2 | 2 | (0) | (0) | (0) | (0) | (0) | (0) |
| 565 | (FAMILY CLOTHING STORES | 4 | 4 | 1 252 | 1 252 | 175 | 3 396 | 45 | 4 |
| 566 | (SHOE STORES | 18 | 18 | (0) | (0) | (0) | (0) | (0) | (0) |
| | (MEN'S SHOE STORES | 2 | 2 | (0) | (0) | (0) | (0) | (0) | (0) |
| | (WOMEN'S SHOE STORES | 7 | 7 | 1 287 | 1 287 | 175 | 4 265 | 44 | 3 |
| | (CHILDREN'S, JUVENILES' SHOE STORES | - | - | - | - | - | - | - | - |
| | (FAMILY SHOE STORES | 9 | 9 | 1 141 | 1 141 | 116 | 2 169 | 27 | 8 |
| 564 | (CHILDREN'S, INFANTS' WEAR STORES | 3 | 3 | (0) | (0) | (0) | (0) | (0) | (0) |
| 569 | (MISCELLANEOUS APPAREL, ACCESSORY STORES | - | - | - | - | - | - | - | - |

Standard Notes: - Represents zero. (D) Withheld to avoid disclosure. (NA) Not available. (X) Not applicable.
 *Nonstore retailers, part of SIC major group 53, are shown separately in this table.

TABLE 4. Standard Metropolitan Statistical Areas: 1963—Continued

| SIC code | Standard metropolitan statistical area and kind of business | Establishments | | Sales | | Payroll, entire year (\$1,000) | Payroll, workweek ended nearest Nov. 15 (dollars) | Paid employees, workweek ended nearest Nov. 15 (number) | Active proprietors of unincorporated businesses (number) |
|--|---|----------------|-----------------------|-------------------------------------|---------------------------------------|--------------------------------|---|---|--|
| | | Total (number) | With payroll (number) | Total, all establishments (\$1,000) | Establishments with payroll (\$1,000) | | | | |
| RENO SMSA—Continued | | | | | | | | | |
| FURNITURE, HOME FURNISHINGS, EQUIPMENT STORES | | | | | | | | | |
| 57 | TOTAL | 49 | 41 | 10 033 | 9 841 | 1 426 | 29 679 | 287 | 40 |
| 571 | FURNITURE, HOME FURNISHINGS STORES | 29 | 23 | 6 599 | 6 531 | 962 | 19 612 | 184 | 21 |
| 5712 | FURNITURE STORES | 19 | 15 | 5 940 | 5 876 | 855 | 16 599 | 152 | 11 |
| 5713 | FLOOR COVERING STORES | 4 | 4 | 510 | 510 | 63 | 1 983 | 22 | 2 |
| 5714 | DRAPERY, CURTAIN, UPHOLSTERY STORES | 4 | 2 | 51 | (0) | (0) | (0) | (0) | (0) |
| 5715 | CHINA, GLASSWARE, METALWARE STORES | 1 | 1 | (0) | (0) | (0) | (0) | (0) | (0) |
| 5719 | MISCELLANEOUS HOME FURNISHINGS STORES | 1 | 1 | (0) | (0) | (0) | (0) | (0) | (0) |
| 572 | HOUSEHOLD APPLIANCE STORES | 4 | 4 | 1 389 | 1 389 | 231 | 4 742 | 52 | 2 |
| 5732 | RADIO, TELEVISION STORES | 6 | 6 | 1 303 | 1 217 | 148 | 3 603 | 33 | 6 |
| 5733 | MUSIC STORES | 10 | 8 | 742 | 704 | 85 | 1 722 | 18 | 11 |
| | RECORD STORES | 2 | 2 | (0) | (0) | (0) | (0) | (0) | (0) |
| | MUSICAL INSTRUMENT STORES | 8 | 6 | (0) | (0) | (0) | (0) | (0) | (0) |
| EATING, DRINKING PLACES | | | | | | | | | |
| 58 | TOTAL | 238 | 202 | 17 367 | 16 833 | 4 588 | 95 821 | 1 671 | 236 |
| 5812 | EATING PLACES | 146 | 130 | 12 838 | 12 698 | 3 625 | 74 131 | 1 377 | 138 |
| | RESTAURANTS, LUNCHROOMS | 116 | 104 | 10 888 | 10 758 | 3 163 | 64 746 | 1 187 | 106 |
| | CAFETERIAS | 1 | 1 | (0) | (0) | (0) | (0) | (0) | (0) |
| | REFRESHMENT PLACES | 24 | 20 | 1 302 | 1 292 | 298 | 5 896 | 127 | 27 |
| | CATERERS | 5 | 5 | (0) | (0) | (0) | (0) | (0) | (0) |
| 5813 | DRINKING PLACES (ALCOHOLIC BEVERAGES) | 92 | 72 | 4 529 | 4 135 | 963 | 21 690 | 294 | 98 |
| DRUG STORES, PROPRIETARY STORES | | | | | | | | | |
| 59PT(591) | TOTAL | 38 | 32 | 11 432 | 11 294 | 1 569 | 31 535 | 401 | 39 |
| 591 | DRUG STORES | 36 | 32 | 11 368 | 11 294 | 1 569 | 31 535 | 401 | 37 |
| | PROPRIETARY STORES | 2 | - | 64 | - | - | - | - | 2 |
| OTHER RETAIL STORES | | | | | | | | | |
| 59 EX.591 | TOTAL | 134 | 98 | 13 413 | 12 633 | 2 079 | 42 003 | 431 | 120 |
| 592 | LIQUOR STORES | 6 | 4 | 537 | 531 | 79 | 1 490 | 18 | 7 |
| 593 | ANTIQUARIAN STORES, SECONDHAND STORES | 21 | 13 | 793 | 633 | 97 | 2 116 | 32 | 22 |
| 5932 | ANTIQUARIAN STORES | 3 | 1 | 74 | (0) | (0) | (0) | (0) | (0) |
| 5933 | SECONDHAND STORES | 18 | 12 | 719 | (0) | (0) | (0) | (0) | (0) |
| 594 | BOOK, STATIONERY STORES | 3 | 3 | (0) | (0) | (0) | (0) | (0) | (0) |
| 5942 | BOOK STORES | 1 | 1 | (0) | (0) | (0) | (0) | (0) | (0) |
| 5943 | STATIONERY STORES | 2 | 2 | (0) | (0) | (0) | (0) | (0) | (0) |
| 595 | SPORTING GOODS STORES, BICYCLE SHOPS | 13 | 9 | 1 447 | 1 361 | 202 | 4 045 | 40 | 8 |
| 5952 | SPORTING GOODS STORES | 10 | 8 | 1 275 | (0) | (0) | (0) | (0) | (0) |
| 5953 | BICYCLE SHOPS | 3 | 1 | 172 | (0) | (0) | (0) | (0) | (0) |
| 5962 | HAY, GRAIN, FEED STORES | 4 | 4 | 924 | 924 | 83 | 1 919 | 14 | 4 |
| 5969 | OTHER FARM SUPPLY STORES | - | - | - | - | - | - | - | - |
| | GARDEN SUPPLY STORES | - | - | - | - | - | - | - | - |
| 597 | JEWELRY STORES | 14 | 12 | 2 057 | 2 017 | 337 | 7 379 | 65 | 10 |
| 598 | FUEL, ICE DEALERS | 10 | 10 | 3 484 | 3 430 | 588 | 11 948 | 94 | 5 |
| 5982 | COAL AND WOOD DEALERS | 1 | 1 | (0) | (0) | (0) | (0) | (0) | (0) |
| | ICE DEALERS | - | - | - | - | - | - | - | - |
| 5983 | FUEL OIL DEALERS | 5 | 5 | 2 386 | 2 386 | 393 | 7 775 | 55 | 5 |
| 5984 | BOTTLED GAS DEALERS | 4 | 4 | (0) | (0) | (0) | (0) | (0) | (0) |
| 5992 | FLORISTS | 9 | 9 | 573 | 573 | 111 | 2 048 | 24 | 8 |
| 5993 | CIGAR STORES, STANDS | 1 | 1 | (0) | (0) | (0) | (0) | (0) | (0) |
| 5994 | NEWS DEALERS, NEWSSTANDS | 3 | 1 | 84 | (0) | (0) | (0) | (0) | (0) |
| 5996 | CAMERA, PHOTOGRAPHIC SUPPLY STORES | 4 | 4 | 357 | 357 | 58 | 1 082 | 11 | 3 |
| 5997 | GIFT, NOVELTY, SOUVENIR SHOPS | 16 | 10 | 625 | 569 | 93 | 1 707 | 28 | 17 |
| 5998 | OPTICAL GOODS STORES | 9 | 9 | 660 | 660 | 124 | 2 105 | 23 | 9 |
| 5999 | TYPEWRITER STORES | 1 | 1 | (0) | (0) | (0) | (0) | (0) | (0) |
| | LUGGAGE, LEATHER GOODS STORES | 3 | 1 | 210 | (0) | (0) | (0) | (0) | (0) |
| | HOBBY, TOY, GAME SHOPS | 4 | 2 | 246 | (0) | (0) | (0) | (0) | (0) |
| | RELIGIOUS GOODS STORES | - | - | - | - | - | - | - | - |
| | PET SHOPS | 3 | 1 | 45 | (0) | (0) | (0) | (0) | (0) |
| | OTHER | 10 | 4 | 375 | 347 | 86 | 1 665 | 21 | 10 |
| NONSTORE RETAILERS* | | | | | | | | | |
| 53 PART* | TOTAL | 34 | 12 | 1 390 | 1 216 | 270 | 5 195 | 60 | 26 |
| 532 | MAIL-ORDER HOUSES | 3 | 1 | 206 | (0) | (0) | (0) | (0) | (0) |
| 534 | MERCHANDISE VENDING MACHINE OPERATORS | 7 | 5 | 561 | 531 | 57 | 868 | 10 | 3 |
| 535 | DIRECT SELLING (HOUSE-TO-HOUSE) ORGANIZATIONS | 24 | 6 | 623 | (0) | (0) | (0) | (0) | (0) |

Standard Notes: - Represents zero. (D) Withheld to avoid disclosure. (NA) Not available. (X) Not applicable.
 *Nonstore retailers, part of SIC major group 53, are shown separately in this table.

TABLE 6. Cities With 500 Establishments or More: 1963

| SIC code | City and kind of business | Establishments | | Sales | | Payroll, entire year (\$1,000) | Payroll, workweek ended nearest Nov. 15 (dollars) | Paid employees, workweek ended nearest Nov. 15 (number) | Active proprietors of unincorporated businesses (number) |
|-----------|--|----------------|-----------------------|-------------------------------------|---------------------------------------|--------------------------------|---|---|--|
| | | Total (number) | With payroll (number) | Total, all establishments (\$1,000) | Establishments with payroll (\$1,000) | | | | |
| | <u>LAS VEGAS</u> | | | | | | | | |
| | RETAIL TRADE, TOTAL | 939 | 757 | 287 589 | 282 679 | 35 545 | 687 330 | 8 253 | 735 |
| | LUMBER, BUILDING MATERIALS, HARDWARE, FARM EQUIPMENT DEALERS | | | | | | | | |
| | TOTAL | 20 | 16 | 13 299 | 13 141 | 1 516 | 25 767 | 232 | 10 |
| S2 | LUMBER AND OTHER BUILDING MATERIALS DEALERS | 7 | 7 | 9 883 | 9 881 | 1 163 | 19 910 | 170 | 1 |
| S21 | HEATING, PLUMBING, PAINT, ELECTRICAL STORES | 10 | 8 | 3 301 | (0) | (0) | (0) | (0) | (0) |
| S22-524 | HAZARD STORES | 3 | 1 | 115 | (0) | (0) | (0) | (0) | (0) |
| S251 | FARM EQUIPMENT DEALERS | - | - | - | - | - | - | - | - |
| S252 | | | | | | | | | |
| | GENERAL MERCHANDISE GROUP STORES* | | | | | | | | |
| | TOTAL | 25 | 19 | 34 552 | 34 466 | 4 290 | 55 381 | 1 169 | 13 |
| S3 PART* | DEPARTMENT STORES | 5 | 5 | (0) | (0) | (0) | (0) | (0) | (0) |
| S31 | LIMITED PRICE VARIETY STORES | 8 | 8 | 3 936 | 3 936 | 587 | 11 046 | 192 | - |
| S33 | MISCELLANEOUS GENERAL MERCHANDISE STORES | 12 | 6 | (0) | (0) | (0) | (0) | (0) | (0) |
| S39 | | | | | | | | | |
| | FOOD STORES | | | | | | | | |
| | TOTAL | 76 | 58 | 55 551 | 54 689 | 4 964 | 97 803 | 1 216 | 58 |
| S4 | GROCERY STORES, INCLUDING DELICATESSENS | 58 | 50 | 54 227 | 53 715 | 4 759 | 93 788 | 1 169 | 39 |
| S41 | MEAT MARKETS, FISH (SEAFOOD) MARKETS | 6 | 2 | (0) | (0) | (0) | (0) | (0) | (0) |
| S42 | FRUIT STORES, VEGETABLE MARKETS | - | - | - | - | - | - | - | - |
| S43 | CANDY, NUT, CONFECTIONERY STORES | 2 | 2 | (0) | (0) | (0) | (0) | (0) | (0) |
| S44 | OTHER FOOD STORES | 10 | 4 | 495 | 395 | 105 | 2 045 | 26 | 11 |
| S45-549 | | | | | | | | | |
| | AUTOMOTIVE DEALERS | | | | | | | | |
| | TOTAL | 82 | 74 | 68 050 | 67 296 | 6 898 | 137 775 | 946 | 57 |
| S5 EX.554 | | | | | | | | | |
| | GASOLINE SERVICE STATIONS | | | | | | | | |
| | TOTAL | 128 | 118 | 20 956 | 20 486 | 2 500 | 57 192 | 670 | 123 |
| S5PT(554) | | | | | | | | | |
| | APPAREL, ACCESSORY STORES | | | | | | | | |
| | TOTAL | 111 | 91 | 18 708 | 18 380 | 2 789 | 52 942 | 660 | 69 |
| S6 | MEN'S, BOYS' APPAREL STORES, CUSTOM TAILORS | 28 | 20 | 3 804 | 3 646 | 648 | 12 192 | 118 | 17 |
| S61-567 | WOMEN'S CLOTHING, SPECIALTY STORES | 50 | 42 | 7 086 | 6 966 | 969 | 18 703 | 242 | 35 |
| S62-3,568 | WOMEN'S READY-TO-WEAR STORES | 32 | 28 | 5 452 | 5 342 | 790 | 15 159 | 190 | 22 |
| S62 | WOMEN'S ACCESSORY, SPECIALTY STORES, FURRIERS | 18 | 14 | 1 634 | 1 624 | 179 | 3 544 | 52 | 13 |
| S63-568 | FAMILY CLOTHING STORES | 5 | 3 | 3 510 | (0) | (0) | (0) | (0) | (0) |
| S65 | SHOE STORES | 19 | 19 | 3 400 | 3 400 | 469 | 8 562 | 99 | 5 |
| S66 | OTHER APPAREL, ACCESSORY STORES | 9 | 7 | 908 | (0) | (0) | (0) | (0) | (0) |
| S64-569 | | | | | | | | | |
| | FURNITURE, HOME FURNISHINGS, EQUIPMENT STORES | | | | | | | | |
| | TOTAL | 85 | 67 | 18 936 | 18 442 | 2 723 | 54 463 | 456 | 57 |
| S7 | FURNITURE, HOME FURNISHINGS STORES | 54 | 44 | 12 882 | 12 434 | 1 969 | 38 075 | 336 | 41 |
| S71 | HOUSEHOLD APPLIANCE, RADIO, TELEVISION, MUSIC STORES | 31 | 23 | 6 054 | 6 008 | 754 | 16 388 | 120 | 16 |
| S72-573 | | | | | | | | | |
| | EATING, DRINKING PLACES | | | | | | | | |
| | TOTAL | 177 | 149 | 18 913 | 18 371 | 4 741 | 102 450 | 1 735 | 158 |
| S8 | EATING PLACES | 145 | 121 | 16 313 | 15 821 | 4 203 | 90 282 | 1 573 | 121 |
| S812 | DRINKING PLACES (ALCOHOLIC BEVERAGES) | 32 | 28 | 2 600 | 2 550 | 538 | 12 168 | 162 | 37 |
| S813 | | | | | | | | | |
| | DRUG STORES, PROPRIETARY STORES | | | | | | | | |
| | TOTAL | 30 | 30 | 11 615 | 11 615 | 1 512 | 27 758 | 357 | 21 |
| S9PT(591) | DRUG STORES | 29 | 29 | (0) | (0) | (0) | (0) | (0) | (0) |
| S91 | PROPRIETARY STORES | 1 | 1 | (0) | (0) | (0) | (0) | (0) | (0) |
| | OTHER RETAIL STORES | | | | | | | | |
| | TOTAL | 165 | 129 | 22 309 | 21 877 | 3 191 | 65 832 | 717 | 131 |
| S9 EX.591 | LIQUOR STORES | 35 | 35 | 7 113 | 7 113 | 801 | 16 242 | 190 | 33 |
| S92 | ANTIQUA STORES, SECONHAND STORES | 13 | 11 | 2 477 | 2 465 | 442 | 6 901 | 68 | 11 |
| S93 | BOOK, STATIONERY STORES | 7 | 3 | (0) | (0) | (0) | (0) | (0) | (0) |
| S94 | SPORTING GOODS STORES, BICYCLE SHOPS | 5 | 5 | 589 | 589 | 53 | 1 012 | 12 | 4 |
| S95 | FARM, GARDEN SUPPLY STORES, INCLUDING FEED STORES | 4 | 4 | 1 133 | 1 133 | 128 | 2 074 | 21 | - |
| S96 | JEWELRY STORES | 19 | 15 | 3 326 | 3 312 | 645 | 12 801 | 111 | 9 |
| S97 | FUEL, ICE DEALERS | 3 | 3 | (0) | (0) | (0) | (0) | (0) | (0) |
| S98 | OTHER STORES | 79 | 53 | 6 823 | 6 447 | 1 011 | 24 150 | 290 | 67 |
| S99 | | | | | | | | | |
| | NONSTORE RETAILERS* | | | | | | | | |
| S3 PART* | TOTAL | 40 | 6 | 4 700 | 3 916 | 421 | 9 967 | 95 | 38 |

Standard Notes: - Represents zero. (D) Withheld to avoid disclosure. (NA) Not available. (X) Not applicable.
 *Nonstore retailers, part of SIC major group 53, are shown separately in this table.

TABLE 6. Cities With 500 Establishments or More: 1963-Continued

| SIC code | City and kind of business | Establishments | | Sales | | Payroll, entire year (\$1,000) | Payroll, workweek ended nearest Nov. 15 (dollars) | Paid employees, workweek ended nearest Nov. 15 (number) | Active proprietors of unincorporated businesses (number) |
|-----------|--|----------------|--------------|---------------------------|-----------------------------|--------------------------------|---|---|--|
| | | Total | With payroll | Total, all establishments | Establishments with payroll | | | | |
| | | (number) | (number) | (\$1,000) | (\$1,000) | | | | |
| | RENO | | | | | | | | |
| | RETAIL TRADE, TOTAL | 657 | 563 | 162 567 | 160 419 | 21 537 | 438 308 | 5 213 | 544 |
| | LUMBER, BUILDING MATERIALS, HARWARE, FARM EQUIPMENT DEALERS | | | | | | | | |
| | TOTAL | 25 | 23 | 6 874 | 6 632 | 723 | 15 131 | 142 | 16 |
| 521 | LUMBER AND OTHER BUILDING MATERIALS DEALERS | 9 | 9 | (0) | (0) | (0) | (0) | (0) | (0) |
| 522-524 | HEATING, PLUMBING, PAINT, ELECTRICAL STORES | 10 | 8 | 1 129 | 887 | 122 | 3 822 | 34 | 12 |
| 5251 | HARWARE STORES | 5 | 5 | (0) | (0) | (0) | (0) | (0) | (0) |
| 5252 | FARM EQUIPMENT DEALERS | 1 | 1 | (0) | (0) | (0) | (0) | (0) | (0) |
| | GENERAL MERCHANOISE GROUP STORES* | | | | | | | | |
| | TOTAL | 18 | 18 | 22 307 | 22 289 | 3 250 | 74 940 | 910 | 4 |
| 53 PART* | DEPARTMENT STORES | 5 | 5 | 19 738 | 19 738 | 2 858 | 67 034 | 763 | - |
| 533 | LIMITED PRICE VARIETY STORES | 6 | 6 | 1 752 | 1 752 | 281 | 5 321 | 118 | 1 |
| 539 | MISCELLANEOUS GENERAL MERCHANOISE STORES | 7 | 7 | 817 | 799 | 111 | 2 585 | 29 | 3 |
| | FOOD STORES | | | | | | | | |
| | TOTAL | 52 | 46 | 35 280 | 35 076 | 3 434 | 63 891 | 703 | 38 |
| 541 | GROCERY STORES, INCLUDING DELICATESSENS | 39 | 37 | 34 808 | 34 640 | 3 363 | 62 398 | 682 | 25 |
| 542 | MEAT MARKETS, FISH (SEAFOOD) MARKETS | 2 | 2 | (0) | (0) | (0) | (0) | (0) | (0) |
| 543 | FRUIT STORES, VEGETABLE MARKETS | - | - | - | - | - | - | - | - |
| 544 | CANDY, NUT, CONFECTIONERY STORES | 1 | 1 | (0) | (0) | (0) | (0) | (0) | (0) |
| 545-549 | OTHER FOOD STORES | 10 | 6 | 259 | 223 | 57 | 1 214 | 18 | 11 |
| | AUTOMOTIVE DEALERS | | | | | | | | |
| 55 EX.554 | TOTAL | 56 | 52 | 32 018 | 31 802 | 3 456 | 68 873 | 620 | 26 |
| | GASOLINE SERVICE STATIONS | | | | | | | | |
| 55PT(554) | TOTAL | 85 | 81 | 11 914 | 11 882 | 1 200 | 24 499 | 356 | 75 |
| | APPAREL, ACCESSORY STORES | | | | | | | | |
| | TOTAL | 60 | 56 | 10 503 | 10 425 | 1 357 | 27 864 | 340 | 51 |
| 561,567 | MEN'S, BOYS' APPAREL STORES, CUSTOM TAILORS | 9 | 7 | 1 884 | (0) | (0) | (0) | (0) | (0) |
| 562-3,568 | WOMEN'S CLOTHING, SPECIALTY STORES | 30 | 28 | (0) | (0) | (0) | (0) | (0) | (0) |
| 562 | WOMEN'S READY-TO-WEAR STORES | 23 | 21 | (0) | (0) | (0) | (0) | (0) | (0) |
| 563,568 | WOMEN'S ACCESSORY, SPECIALTY STORES, FURRIERS | 7 | 7 | 620 | 620 | 79 | 3 080 | 24 | 7 |
| 565 | FAMILY CLOTHING STORES | 3 | 3 | (0) | (0) | (0) | (0) | (0) | (0) |
| 566 | SHOE STORES | 15 | 15 | 2 249 | 2 249 | 283 | 6 131 | 67 | 11 |
| 564,569 | OTHER APPAREL, ACCESSORY STORES | 3 | 3 | (0) | (0) | (0) | (0) | (0) | (0) |
| | FURNITURE, HOME FURNISHINGS, EQUIPMENT STORES | | | | | | | | |
| | TOTAL | 40 | 34 | 8 747 | 8 559 | 1 262 | 26 502 | 251 | 32 |
| 571 | FURNITURE, HOME FURNISHINGS STORES | 22 | 18 | (0) | (0) | (0) | (0) | (0) | (0) |
| 572,573 | HOUSEHOLD APPLIANCE, RADIO, TELEVISION, MUSIC STORES | 18 | 16 | (0) | (0) | (0) | (0) | (0) | (0) |
| | EATING, DRINKING PLACES | | | | | | | | |
| | TOTAL | 158 | 140 | 12 468 | 12 190 | 3 450 | 68 390 | 1 128 | 156 |
| 5812 | EATING PLACES | 97 | 91 | 9 051 | 9 013 | 2 637 | 50 066 | 881 | 93 |
| 5813 | DRINKING PLACES (ALCOHOLIC BEVERAGES) | 61 | 49 | 3 417 | 3 177 | 813 | 18 324 | 247 | 63 |
| | DRUG STORES, PROPRIETARY STORES | | | | | | | | |
| | TOTAL | 32 | 26 | 9 937 | 9 799 | 1 380 | 27 757 | 344 | 32 |
| 591 (| DRUG STORES | 30 | 26 | 9 873 | 9 799 | 1 380 | 27 757 | 344 | 30 |
| (| PROPRIETARY STORES | 2 | - | 64 | - | - | - | - | 2 |
| | OTHER RETAIL STORES | | | | | | | | |
| | TOTAL | 101 | 75 | 11 223 | 10 611 | 1 765 | 35 631 | 362 | 92 |
| 592 | LIQUOR STORES | 6 | 4 | 537 | 531 | 79 | 1 490 | 18 | 7 |
| 593 | ANTIQUA STORES, SECONDHAND STORES | 10 | 6 | 519 | 379 | 56 | 1 254 | 21 | 11 |
| 594 | BOOK, STATIONERY STORES | 3 | 3 | (0) | (0) | (0) | (0) | (0) | (0) |
| 595 | SPORTING GOODS STORES, BICYCLE SHOPS | 6 | 6 | 1 189 | 1 189 | 183 | 3 506 | 34 | 2 |
| 596 | FARM, GARDEN SUPPLY STORES, INCLUDING FEEO STORES | 4 | 4 | 924 | 924 | 83 | 1 919 | 14 | 4 |
| 597 | JEWELRY STORES | 13 | 11 | (0) | (0) | (0) | (0) | (0) | (0) |
| 598 | FUEL, ICE DEALERS | 5 | 5 | 2 217 | 2 217 | 387 | 7 958 | 56 | 5 |
| 599 | OTHER STORES | 54 | 36 | 3 370 | 2 944 | 523 | 9 856 | 121 | 53 |
| | NONSTORE RETAILERS* | | | | | | | | |
| 53 PART* | TOTAL | 30 | 12 | 1 296 | 1 154 | 260 | 4 830 | 57 | 22 |

Standard Notes: - Represents zero. (D) Withheld to avoid disclosure. (NA) Not available. (X) Not applicable.
 *Nonstore retailers, part of SIC major group 53, are shown separately in this table.

TABLE 7. In-Plant Food Contractors: 1963

| SIC code | Standard metropolitan statistical area and kind of business | Establishments | | Sales | | Payroll, entire year (\$1,000) | Payroll, workweek ended nearest Nov. 15 (dollars) | Paid employees, workweek ended nearest Nov. 15 (number) | Active proprietors of unincorporated businesses (number) |
|----------------|---|----------------|--------------|---------------------------|-----------------------------|-----------------------------------|--|--|---|
| | | Total | With payroll | Total, all establishments | Establishments with payroll | | | | |
| | | (number) | (number) | (\$1,000) | (\$1,000) | | | | |
| NEVADA | | | | | | | | | |
| 5812 PART | IN-PLANT FOOD CONTRACTORS: TOTAL | 2 | 2 | (D) | (D) | (D) | (D) | (D) | (D) |
| | RESTAURANTS: LUNCHROOMS | 2 | 2 | (D) | (D) | (D) | (D) | (D) | (D) |
| LAS VEGAS SMSA | | | | | | | | | |
| 5812 PART | IN-PLANT FOOD CONTRACTORS: TOTAL | 1 | 1 | (D) | (D) | (D) | (D) | (D) | (D) |
| | RESTAURANTS: LUNCHROOMS | 1 | 1 | (D) | (D) | (D) | (D) | (D) | (D) |

Standard Notes: - Represents zero. (D) Withheld to avoid disclosure. (NA) Not available. (X) Not applicable.

TABLE 8. Commissaries, Exchanges, and Eating and Drinking Places Operated for Military Personnel by the U. S. Department of Defense: 1963

[These data were collected by the Department of Defense and are not included in any of the tabulations of the 1963 Census of Business]

| County | Sales | Civilian payroll, entire year | Civilian employees, workweek ended nearest Nov. 15 | Civilian payroll, workweek ended nearest Nov. 15 | Sales | Civilian payroll, entire year | Civilian employees, workweek ended nearest Nov. 15 | Civilian payroll, workweek ended nearest Nov. 15 |
|-------------------------|-----------|-------------------------------|--|--|----------------------------|-------------------------------|--|--|
| | (\$1,000) | (\$1,000) | (number) | (dollars) | (\$1,000) | (\$1,000) | (number) | (dollars) |
| | TOTAL | | | | COMMISSARIES | | | |
| NEVADA: TOTAL | 9 282 | 853 | 244 | 19 111 | 4 453 | 213 | 50 | 4 655 |
| CHURCHILL | 854 | 42 | 32 | 875 | 262 | - | - | - |
| CLARK | 5 065 | 454 | 123 | 10 294 | 2 406 | 95 | 27 | 2 308 |
| MINERAL | 124 | 4 | 2 | 83 | - | - | - | - |
| WASHOE | 3 239 | 353 | 87 | 7 859 | 1 785 | 118 | 23 | 2 347 |
| | EXCHANGES | | | | EATING AND DRINKING PLACES | | | |
| NEVADA: TOTAL | 4 123 | 523 | 145 | 11 762 | 706 | 117 | 49 | 2 694 |
| CHURCHILL | 487 | 26 | 12 | 478 | 105 | 16 | 20 | 397 |
| CLARK | 2 266 | 287 | 76 | 6 371 | 393 | 72 | 20 | 1 615 |
| MINERAL | 98 | 3 | 1 | 62 | 26 | 1 | 1 | 21 |
| WASHOE | 1 272 | 207 | 56 | 4 851 | 182 | 28 | 8 | 661 |

Standard Notes: - Represents zero. (D) Withheld to avoid disclosure. (NA) Not available. (X) Not applicable.

TABLE 9. Counties; Cities of 2,500 Inhabitants or More: 1958

| County and city | Establishments | | Sales | | Payroll, entire year (\$1,000) | County and city | Establishments | | Sales | | Payroll, entire year (\$1,000) |
|-------------------------------|-------------------|--------------------------|--|--|-----------------------------------|-------------------------------|-------------------|--------------------------|--|--|-----------------------------------|
| | Total (number) | With payroll (number) | Total, all establishments (\$1,000) | Establishments with payroll (\$1,000) | | | Total (number) | With payroll (number) | Total, all establishments (\$1,000) | Establishments with payroll (\$1,000) | |
| NEVADA, TOTAL | 3 058 | 2 204 | 408 373 | 390 673 | 46 329 | LINCOLN COUNTY | 56 | 34 | 3 141 | 2 625 | 217 |
| CHURCHILL COUNTY | 101 | 65 | 10 792 | 10 050 | 1 035 | LYON COUNTY | 92 | 60 | 7 425 | 6 467 | 610 |
| CLARK COUNTY | 1 042 | 780 | 177 379 | 172 005 | 20 444 | MINERAL COUNTY | 91 | 67 | 7 156 | 6 612 | 602 |
| LAS VEGAS | 689 | 533 | 140 807 | 137 517 | 16 687 | NYE COUNTY | 73 | 45 | 5 626 | 4 968 | 582 |
| NORTH LAS VEGAS | 60 | 46 | 8 067 | 7 677 | 805 | ORMSBY COUNTY | 80 | 62 | 9 535 | 9 315 | 970 |
| REMAINOER OF COUNTY | 293 | 201 | 28 505 | 26 811 | 2 952 | CARSON CITY | 69 | 51 | 8 337 | 8 117 | 817 |
| DOUGLAS COUNTY | 52 | 36 | 4 226 | 3 878 | 368 | REMAINOER OF COUNTY | 11 | 11 | 1 198 | 1 198 | 153 |
| ELKO COUNTY | 220 | 146 | 19 708 | 18 300 | 2 089 | PERSHING COUNTY | 59 | 45 | 5 769 | 5 455 | 607 |
| ELKO | 138 | 94 | 13 909 | 13 043 | 1 444 | STOREY COUNTY | 39 | 21 | 860 | (0) | (0) |
| REMAINOER OF COUNTY | 82 | 52 | 5 799 | 5 257 | 645 | WASHOE COUNTY | 837 | 641 | 132 639 | 128 987 | 16 412 |
| ESMERALDA COUNTY | 9 | 1 | 153 | (0) | (0) | RENO | 637 | 509 | 116 612 | 114 072 | 14 649 |
| EUREKA COUNTY | 18 | 6 | 590 | 404 | 28 | SPARKS | 120 | 94 | 12 918 | 12 442 | 1 392 |
| HUMBOLDT COUNTY | 116 | 82 | 9 855 | 8 861 | 1 002 | REMAINOER OF COUNTY | 80 | 38 | 3 109 | 2 473 | 371 |
| WINNEMUCCA | 79 | 67 | 7 990 | 7 856 | 876 | WHITE PINE COUNTY | 138 | 88 | 11 596 | 10 406 | 1 114 |
| REMAINOER OF COUNTY | 37 | 15 | 1 865 | 1 005 | 126 | ELY | 86 | 60 | 8 422 | 7 996 | 840 |
| LANOER COUNTY | 35 | 25 | 1 923 | 1 811 | 163 | REMAINOER OF COUNTY | 52 | 28 | 3 174 | 2 410 | 274 |

Standard Notes: - Represents zero. (D) Withheld to avoid disclosure. (NA) Not available. (X) Not applicable.

TABLE 10. Standard Metropolitan Statistical Areas: 1958
(Table 10 omitted because there were no SMSA's in Nevada in 1958)

TABLE 11. Counties with 500 Establishments or More: 1958


| SIC code | Kind of business | Establishments | | Sales | | Establishments | | Sales | |
|-----------|---|-------------------|-----------------------------|--|--|-------------------|-----------------------------|--|--|
| | | Total (number) | With payroll (number) | Total, all establish- ments (\$1,000) | Establish- ments with payroll (\$1,000) | Total (number) | With payroll (number) | Total, all establish- ments (\$1,000) | Establish- ments with payroll (\$1,000) |
| | | CLARK | | | | WASHOE | | | |
| | RETAIL TRADE, TOTAL | 1 042 | 780 | 177 379 | 172 005 | 837 | 641 | 132 639 | 128 987 |
| 52 | LUMBER, BLDG MATLS, HOME, FARM EQUIP. DEALERS | 37 | 23 | 7 164 | 6 722 | 35 | 21 | 4 945 | (D) |
| 53 PART* | GENERAL MERCHANDISE GROUP STORES* | 32 | 20 | 13 537 | 13 417 | 17 | 17 | 15 440 | 15 426 |
| 54 | FOOD STORES | 88 | 64 | 42 620 | 41 914 | 86 | 62 | 28 726 | 28 294 |
| 55 EX.554 | AUTOMOTIVE DEALERS | 71 | 61 | 34 174 | 33 648 | 48 | 42 | 19 859 | 19 677 |
| 55PT(554) | GASOLINE SERVICE STATIONS | 150 | 134 | 17 552 | 17 160 | 124 | 98 | 12 448 | 11 632 |
| 56 | APPAREL, ACCESSORY STORES | 105 | 93 | 14 420 | 14 218 | 61 | 55 | 8 679 | 8 517 |
| 57 | FURNITURE, HOME FURNISHINGS, EQUIPMENT STORES | 61 | 45 | 8 143 | 7 863 | 55 | 45 | 6 900 | 6 696 |
| 58 | EATING, DRINKING PLACES | 229 | 175 | 15 246 | 14 316 | 207 | 167 | 13 413 | 12 793 |
| 59PT(591) | DRUG STORES, PROPRIETARY STORES | 30 | 28 | 7 312 | (D) | 40 | 36 | 10 794 | 10 650 |
| 59 EX.591 | OTHER RETAIL STORES | 196 | 128 | 14 861 | 13 657 | 119 | 89 | 10 526 | 10 102 |
| 53 PART* | NONSTORE RETAILERS* | 43 | 9 | 2 350 | (O) | 45 | 9 | 909 | (O) |

Standard Notes: - Represents zero. (D) Withheld to avoid disclosure. (NA) Not available. (X) Not applicable.
 *Nonstore retailers, part of SIC major group 53, are shown separately in this table.

TABLE 12. Cities with 500 Establishments or More: 1958

| SIC code | Kind of business | Establishments | | Sales | | Establishments | | Sales | |
|-----------|---|-------------------|-----------------------------|--|--|-------------------|-----------------------------|--|--|
| | | Total (number) | With payroll (number) | Total, all establish- ments (\$1,000) | Establish- ments with payroll (\$1,000) | Total (number) | With payroll (number) | Total, all establish- ments (\$1,000) | Establish- ments with payroll (\$1,000) |
| | | LAS VEGAS | | | | RENO | | | |
| | RETAIL TRADE, TOTAL | 689 | 533 | 140 807 | 137 517 | 637 | 509 | 116 612 | 114 072 |
| 52 | LUMBER, BLDG MATLS, HOME, FARM EQUIP. DEALERS | 25 | 17 | 6 545 | (O) | 30 | 20 | 4 832 | (O) |
| 53 PART* | GENERAL MERCHANDISE GROUP STORES* | 17 | 13 | 12 661 | 12 629 | 12 | 12 | 14 982 | 14 968 |
| 54 | FOOD STORES | 59 | 41 | 30 574 | 30 154 | 69 | 47 | 23 175 | 22 805 |
| 55 EX.554 | AUTOMOTIVE DEALERS | 53 | 43 | 28 905 | 28 389 | 42 | 36 | 19 225 | 19 043 |
| 55PT(554) | GASOLINE SERVICE STATIONS | 83 | 81 | 12 191 | (D) | 86 | 76 | 10 277 | 9 917 |
| 56 | APPAREL, ACCESSORY STORES | 80 | 72 | 12 565 | 12 465 | 49 | 47 | 7 716 | (O) |
| 57 | FURNITURE, HOME FURNISHINGS, EQUIPMENT STORES | 52 | 38 | 7 329 | 7 055 | 47 | 39 | 6 014 | 5 818 |
| 58 | EATING, DRINKING PLACES | 126 | 100 | 10 515 | 10 063 | 146 | 126 | 10 701 | 10 273 |
| 59PT(591) | DRUG STORES, PROPRIETARY STORES | 22 | 20 | 5 767 | (O) | 35 | 31 | 9 964 | 9 820 |
| 59 EX.591 | OTHER RETAIL STORES | 142 | 100 | 11 680 | 10 910 | 84 | 70 | 9 043 | 8 747 |
| 53 PART* | NONSTORE RETAILERS* | 30 | 8 | 2 075 | (O) | 37 | 5 | 683 | 365 |

Standard Notes: - Represents zero. (D) Withheld to avoid disclosure. (NA) Not available. (X) Not applicable.
 *Nonstore retailers, part of SIC major group 53, are shown separately in this table.



New Hampshire

CONTENTS

[Page numbers listed here omit the State prefix, 31-, which appears as part of number for each page.]

| | page |
|--|-----------|
| State Map | 3 |
| Chart on Retail Sales: 1958 and 1963 | 4 |
| TABLE 1 The State: 1963 and 1958 | 5 |
| 2 The State: 1963 | 6 |
| 3 Counties; Cities of 2,500 Inhabitants or More: 1963 | 8 |
| 4 Standard Metropolitan Statistical Areas: 1963 | 10 |
| 5 Counties With 500 Establishments or More: 1963 | 12 |
| 6 Cities With 500 Establishments or More: 1963 | 17 |
| 7 In-Plant Food Contractors: 1963 | 18 |
| 8 Commissaries, Exchanges, and Eating and Drinking Places Operated for Military Personnel by the U.S. Department of Defense: 1963 | 18 |
| 9 Counties; Cities of 2,500 Inhabitants or More: 1958 | 19 |
| 10 Standard Metropolitan Statistical Areas: 1958 | 19 |
| 11 Counties With 500 Establishments or More: 1958 | 20 |
| 12 Cities With 500 Establishments or More: 1958 | 21 |

THE HISTORY OF THE

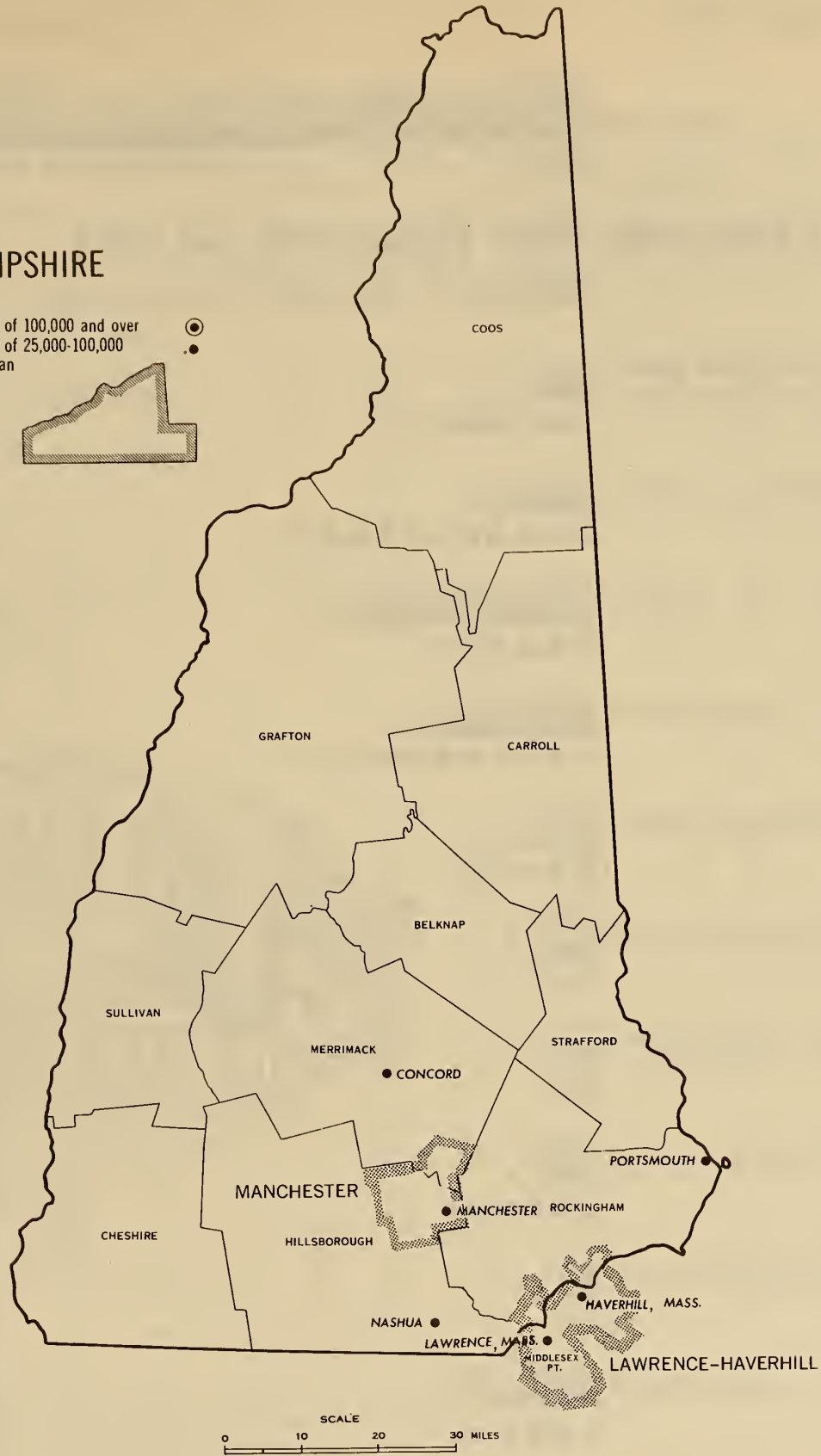
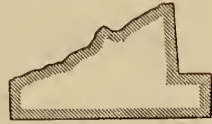
... ..


... ..

... ..

NEW HAMPSHIRE

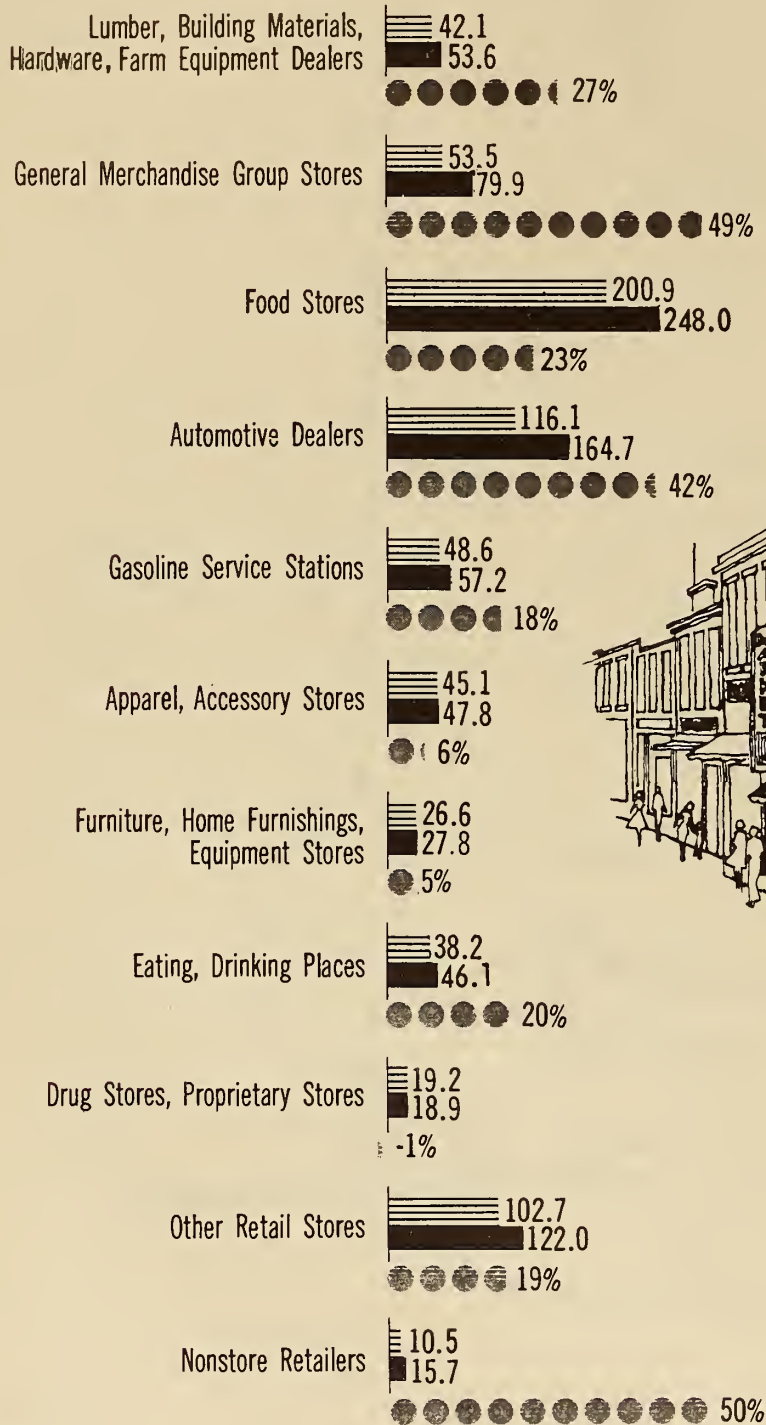
Incorporated places of 100,000 and over
Incorporated places of 25,000-100,000
Standard Metropolitan
Statistical Areas





NEW HAMPSHIRE Retail Trade: 1958 and 1963

SALES IN MILLIONS OF DOLLARS



1958 1963

1963 CENSUS OF BUSINESS, U.S. Department of Commerce, Bureau of the Census

TABLE 1. The State: 1963 and 1958

| SIC code | Kind of business | 1963 | | | | 1958 | | | |
|-----------|---|-------------------|--------------------------|--|--|-------------------|--------------------------|--|--|
| | | Establishments | | Sales | | Establishments | | Sales | |
| | | Total (number) | With payroll (number) | Total, all establishments (\$1,000) | Establishments with payroll (\$1,000) | Total (number) | With payroll (number) | Total, all establishments (\$1,000) | Establishments with payroll (\$1,000) |
| | RETAIL TRADE, TOTAL. | 7 045 | 5 105 | 881 814 | 838 496 | 7 387 | 5 025 | 703 516 | 653 898 |
| | LUMBER, BUILDING MATERIALS, HARDWARE, FARM EQUIPMENT DEALERS | | | | | | | | |
| 52 | TOTAL. | 341 | 275 | 53 638 | 52 382 | 378 | 264 | 42 118 | 40 606 |
| 521 | LUMBER AND OTHER BUILDING MATERIALS DEALERS | 117 | 107 | 29 974 | 29 798 | 137 | 91 | 21 144 | 20 418 |
| 522-524 | HEATING, PLUMBING, PAINT, ELECTRICAL STORES | 66 | 48 | 5 100 | 4 852 | 74 | 48 | 4 440 | 4 138 |
| 5251 | HARDWARE STORES | 118 | 88 | 12 094 | 11 322 | 116 | 90 | 11 833 | 11 465 |
| 5252 | FARM EQUIPMENT DEALERS. | 40 | 32 | 6 470 | 6 410 | 51 | 35 | 4 701 | 4 585 |
| | GENERAL MERCHANDISE GROUP STORES* | | | | | | | | |
| 53 PART* | TOTAL. | 297 | 267 | 79 948 | 79 086 | 382 | 244 | 53 543 | 50 233 |
| 531 | DEPARTMENT STORES | 19 | 19 | 35 837 | 35 837 | 13 | 13 | 17 771 | 17 771 |
| 533 | LIMITED PRICE VARIETY STORES. | 89 | 89 | 19 467 | 19 467 | 119 | 95 | 16 773 | 16 331 |
| 539 | MISCELLANEOUS GENERAL MERCHANDISE STORES. | 189 | 159 | 24 644 | 23 782 | 250 | 136 | 18 999 | 16 131 |
| | FOOD STORES | | | | | | | | |
| 54 | TOTAL. | 1 389 | 903 | 248 029 | 228 065 | 1 551 | 981 | 200 860 | 182 872 |
| 541 | GROCERY STORES, INCLUDING DELICATESSENS | 1 174 | 766 | 237 134 | 219 844 | 1 253 | 809 | 185 141 | 169 771 |
| 542 | MEAT MARKETS, FISH (SEAFOOD) MARKETS. | 47 | 25 | 2 962 | 2 212 | 84 | 58 | 7 802 | 7 334 |
| 543 | FRUIT STORES, VEGETABLE MARKETS | 29 | 15 | 1 473 | 719 | 38 | 18 | 1 583 | 1 109 |
| 544 | CANDY, NUT, CONFECTIONERY STORES. | 37 | 27 | 1 636 | 1 370 | 41 | 25 | 1 164 | 944 |
| 545-549 | OTHER FOOD STORES | 102 | 70 | 4 824 | 3 920 | 123 | 71 | 4 316 | 3 714 |
| | AUTOMOTIVE DEALERS | | | | | | | | |
| 55 EX.554 | TOTAL. | 476 | 396 | 164 666 | 163 160 | 465 | 363 | 116 078 | 112 492 |
| | GASOLINE SERVICE STATIONS | | | | | | | | |
| 55PT(554) | TOTAL. | 746 | 596 | 57 174 | 52 762 | 792 | 572 | 48 624 | 42 922 |
| | APPAREL, ACCESSORY STORES | | | | | | | | |
| 56 | TOTAL. | 487 | 401 | 47 806 | 46 094 | 542 | 438 | 45 126 | 43 422 |
| 561,567 | MEN'S, BOYS' APPAREL STORES, CUSTOM TAILORS | 100 | 82 | 10 463 | 10 121 | 119 | 105 | 9 773 | 9 449 |
| 562-3,568 | WOMEN'S CLOTHING, SPECIALTY STORES. | 183 | 163 | 18 125 | 17 913 | 197 | 167 | 15 681 | 15 273 |
| 562 | WOMEN'S READY-TO-WEAR STORES. | 119 | 107 | 11 851 | 11 731 | ** | 112 | ** | 11 724 |
| 563,568 | WOMEN'S ACCESSORY, SPECIALTY STORES, FURRIERS | 64 | 56 | 6 274 | 6 182 | ** | 55 | ** | 3 549 |
| 565 | FAMILY CLOTHING STORES. | 82 | 52 | 10 878 | 10 230 | ** | 64 | ** | 11 743 |
| 566 | SHOE STORES | 97 | 81 | 6 658 | 6 198 | 111 | 81 | 5 932 | 5 334 |
| 564,569 | OTHER APPAREL, ACCESSORY STORES | 25 | 23 | 1 682 | 1 632 | 25 | 21 | 1 659 | 1 623 |
| | FURNITURE, HOME FURNISHINGS, EQUIPMENT STORES | | | | | | | | |
| 57 | TOTAL. | 391 | 285 | 27 828 | 26 072 | 459 | 301 | 26 595 | 24 491 |
| 571 | FURNITURE, HOME FURNISHINGS STORES. | 202 | 132 | 15 832 | 14 590 | 196 | 138 | 14 650 | 13 736 |
| 572,573 | HOUSEHOLD APPLIANCE, RADIO, TELEVISION, MUSIC STORES | 189 | 153 | 11 996 | 11 482 | 263 | 163 | 11 945 | 10 755 |
| | EATING, DRINKING PLACES | | | | | | | | |
| 58 | TOTAL. | 1 157 | 915 | 46 058 | 43 682 | 1 164 | 874 | 38 241 | 34 687 |
| 5812 | EATING PLACES | 1 060 | 822 | 43 119 | 40 781 | 1 066 | 780 | 36 059 | 32 553 |
| 5813 | DRINKING PLACES (ALCOHOLIC BEVERAGES) | 97 | 93 | 2 939 | 2 901 | 98 | 94 | 2 182 | 2 134 |
| | DRUG STORES, PROPRIETARY STORES | | | | | | | | |
| 59PT(591) | TOTAL. | 176 | 170 | 18 935 | 18 687 | 189 | 183 | 19 177 | 19 039 |
| 591 | DRUG STORES | 152 | 148 | 17 290 | 17 164 | 159 | 155 | 16 533 | 16 459 |
| (| PROPRIETARY STORES. | 24 | 22 | 1 645 | 1 523 | 30 | 28 | 2 644 | 2 580 |
| | OTHER RETAIL STORES | | | | | | | | |
| 59 EX.591 | TOTAL. | 1 272 | 820 | 122 008 | 115 210 | 1 213 | 735 | 102 690 | 94 964 |
| 592 | LIQUOR STORES | 63 | 63 | 26 414 | 26 414 | 50 | 50 | 23 042 | 23 042 |
| 593 | ANTIQUA STORES, SECONOHANO STORES | 175 | 39 | 2 036 | 942 | 152 | 32 | 2 841 | 1 613 |
| 594 | BOOK, STATIONERY STORES | 53 | 43 | 3 770 | 3 588 | 42 | 34 | 3 229 | 3 171 |
| 595 | SPORTING GOODS STORES, BICYCLE SHOPS. | 74 | 36 | 3 200 | 2 818 | 63 | 37 | 2 781 | 2 561 |
| 596 | FARM, GARDEN SUPPLY STORES, INCLUDING FEED STORES | 89 | 73 | (o) | (D) | 92 | 86 | 20 703 | (o) |
| 597 | JEWELRY STORES. | 79 | 59 | 5 257 | 5 121 | 85 | 57 | 4 515 | 4 383 |
| 598 | FUEL, ICE DEALERS | 338 | 258 | 45 311 | 43 791 | 351 | 227 | 34 272 | 30 808 |
| 599 | OTHER STORES. | 401 | 249 | (o) | (o) | 378 | 212 | 11 307 | (D) |
| | NONSTORE RETAILERS* | | | | | | | | |
| 53 PART* | TOTAL. | 313 | 77 | 15 724 | 13 296 | 252 | 70 | 10 464 | 8 170 |

Standard Notes: - Represents zero. (D) Withheld to avoid disclosure. (NA) Not available. (X) Not applicable.
 *Nonstore retailers, part of SIC major group 53, are shown separately in this table.
 **Data not provided because establishments with no payroll are classified only at the next broader kind-of-business level.

TABLE 2. The State: 1963

| SIC code | Kind of business | Establishments | | Sales | | Payroll, entire year (\$1,000) | Payroll, workweek ended nearest Nov. 15 (dollars) | Paid employees, workweek ended nearest Nov. 15 (number) | Active proprietors of unincorporated businesses (number) |
|------------|--|----------------|-----------------------|-------------------------------------|---------------------------------------|--------------------------------|---|---|--|
| | | Total (number) | With payroll (number) | Total, all establishments (\$1,000) | Establishments with payroll (\$1,000) | | | | |
| | RETAIL TRADE, TOTAL | 7 045 | 5 105 | 881 814 | 838 496 | 91 529 | 1 792 184 | 29 113 | 5 965 |
| | LUMBER, BUILDING MATERIALS, HARDWARE, FARM EQUIPMENT DEALERS | | | | | | | | |
| 32 | TOTAL | 341 | 275 | 53 638 | 52 382 | 7 210 | 131 412 | 1 697 | 203 |
| 521 | LUMBER YARDS | 75 | 73 | 22 018 | 21 914 | 2 834 | 48 413 | 605 | 31 |
| | BUILDING MATERIALS DEALERS | 42 | 34 | 7 956 | 7 984 | 970 | 18 289 | 215 | 22 |
| 522 | HEATING, PLUMBING EQUIPMENT DEALERS | 14 | 10 | 1 099 | (D) | (D) | (D) | (D) | (D) |
| 523 | PAINT, GLASS, WALLPAPER STORES | 47 | 35 | 3 631 | 3 457 | 493 | 10 157 | 121 | 24 |
| 524 | ELECTRICAL SUPPLY STORES | 5 | 3 | 370 | (D) | (D) | (D) | (D) | (D) |
| 5251 | HARDWARE STORES | 118 | 88 | 12 094 | 11 322 | 1 896 | 35 962 | 510 | 83 |
| 5252 | FARM EQUIPMENT DEALERS | 40 | 32 | 6 470 | 6 410 | 735 | 13 221 | 181 | 26 |
| | GENERAL MERCHANDISE GROUP STORES* | | | | | | | | |
| 53 PART* | TOTAL | 297 | 267 | 79 948 | 79 086 | 9 471 | 180 985 | 3 540 | 208 |
| 531 | DEPARTMENT STORES | 19 | 19 | 35 837 | 35 837 | 3 816 | 74 493 | 1 241 | - |
| 533 | LIMITED PRICE VARIETY STORES | 89 | 89 | 19 467 | 19 467 | 3 157 | 58 089 | 1 441 | 40 |
| 539 | GENERAL MERCHANDISE STORES | 150 | 134 | 23 144 | 22 414 | 2 346 | 45 248 | 782 | 130 |
| | DRY GOODS STORES | 22 | 16 | 1 092 | 1 044 | 118 | 2 440 | 56 | 21 |
| | SEWING, NEEDLEWORK STORES | 17 | 9 | 408 | 324 | 34 | 715 | 20 | 17 |
| | FOOD STORES | | | | | | | | |
| 54 | TOTAL | 1 389 | 903 | 248 029 | 228 065 | 16 644 | 343 054 | 5 528 | 1 323 |
| 541 | GROCERY STORES, INCLUDING DELICATESSENS | 1 174 | 766 | 237 134 | 219 844 | 15 164 | 312 553 | 4 936 | 1 116 |
| 542 | MEAT MARKETS | 31 | 11 | 1 867 | 1 155 | 85 | 2 199 | 40 | 34 |
| | FISH (SEAFOOD) MARKETS | 16 | 14 | 1 095 | 1 057 | 90 | 1 594 | 37 | 17 |
| 543 | FRUIT STORES, VEGETABLE MARKETS | 29 | 15 | 1 473 | 719 | 66 | 1 379 | 36 | 31 |
| 544 | CANDY, NUT, CONFECTIONERY STORES | 37 | 27 | 1 636 | 1 370 | 193 | 3 659 | 81 | 30 |
| 545 | DAIRY PRODUCTS STORES | 4 | 4 | 483 | 483 | 51 | 821 | 11 | 4 |
| 546 | RETAIL BAKERIES | 73 | 61 | 3 364 | 3 134 | 966 | 20 301 | 366 | 64 |
| 5462 | RETAIL BAKERIES, MANUFACTURING | 62 | 54 | 2 913 | 2 745 | 836 | 17 501 | 312 | 57 |
| 5463 | RETAIL BAKERIES, NONMANUFACTURING | 11 | 7 | 451 | 389 | 130 | 2 800 | 54 | 7 |
| 549 | EGG AND POULTRY DEALERS | 13 | 3 | 782 | (D) | (D) | (D) | (D) | (D) |
| | OTHER | 12 | 2 | 195 | (D) | (D) | (D) | (D) | (D) |
| | AUTOMOTIVE DEALERS | | | | | | | | |
| 55 EX. 554 | TOTAL | 476 | 396 | 164 666 | 163 160 | 15 712 | 300 857 | 3 441 | 270 |
| 551 | PASSENGER CAR DEALERS, FRANCHISED | 223 | 223 | 138 594 | 138 594 | 13 210 | 254 120 | 2 816 | 83 |
| | DOMESTIC CAR DEALERS | 173 | 173 | 110 583 | 110 583 | 10 380 | 202 172 | 2 249 | 64 |
| | IMPORTED CAR DEALERS | 18 | 18 | 8 104 | 8 104 | 907 | 18 145 | 171 | 9 |
| 552 | PASSENGER CAR DEALERS, NONFRANCHISED | 32 | 32 | 19 907 | 19 907 | 1 923 | 33 803 | 396 | 10 |
| 553 | TIRE, BATTERY, ACCESSORY DEALERS | 100 | 48 | 6 007 | 6 955 | 559 | 10 843 | 147 | 84 |
| | HOME AND AUTO SUPPLY STORES | 62 | 52 | 6 637 | 6 487 | 849 | 16 612 | 213 | 44 |
| | MISCELLANEOUS AIRCRAFT, MARINE, AUTOMOTIVE DEALERS | 16 | 16 | 1 591 | 1 591 | 154 | 3 017 | 49 | 17 |
| 559 | AIRCRAFT, BOAT, MOTORCYCLE DEALERS | 75 | 57 | 9 837 | 9 533 | 940 | 16 265 | 216 | 42 |
| | HOUSEHOLD TRAILER DEALERS | 46 | 34 | 4 832 | 4 648 | 536 | 8 573 | 105 | 28 |
| | OTHER AUTOMOTIVE DEALERS | 25 | 21 | 4 911 | (D) | (D) | (D) | (D) | (D) |
| | | 4 | 2 | 94 | (D) | (D) | (D) | (D) | (D) |
| | GASOLINE SERVICE STATIONS | | | | | | | | |
| 55PT(554) | TOTAL | 746 | 596 | 57 174 | 52 762 | 4 534 | 91 168 | 1 563 | 760 |
| | APPAREL, ACCESSORY STORES | | | | | | | | |
| 56 | TOTAL | 487 | 401 | 47 806 | 46 094 | 6 253 | 117 938 | 2 100 | 371 |
| 561,567 | MEN'S, BOYS' APPAREL STORES, CUSTOM TAILORS | 100 | 82 | 10 463 | 10 121 | 1 260 | 22 659 | 347 | 88 |
| 561 | MEN'S, BOYS' CLOTHING AND FURNISHINGS STORES | 91 | 81 | 10 339 | (D) | (D) | (D) | (D) | (D) |
| 567 | CUSTOM TAILORS | 9 | 1 | 124 | (D) | (D) | (D) | (D) | (D) |
| 562-3,568 | WOMEN'S CLOTHING, SPECIALTY STORES | 183 | 163 | 18 125 | 17 913 | 2 511 | 46 550 | 962 | 134 |
| 562 | WOMEN'S READY-TO-WEAR STORES | 119 | 107 | 11 851 | 11 731 | 1 623 | 30 043 | 634 | 95 |
| 563,568 | WOMEN'S ACCESSORY, SPECIALTY STORES, FURRIERS | 64 | 56 | 6 274 | 6 182 | 888 | 16 507 | 328 | 39 |
| 563 | MILLINERY STORES | 20 | 18 | 751 | 733 | 120 | 2 156 | 49 | 8 |
| | CDRSET, LINGERIE STORES | 4 | 2 | 110 | (D) | (D) | (D) | (D) | (D) |
| | HOSIERY STORES | - | - | - | - | - | - | - | - |
| | APPAREL, ACCESSORY, OTHER SPECIALTY STORES | 36 | 32 | 5 102 | 5 048 | 715 | 13 183 | 261 | 25 |
| 568 | FURRIERS, FUR SHDPS. | 4 | 4 | 311 | (D) | (D) | (D) | (D) | (D) |
| 565 | FAMILY CLOTHING STORES | 82 | 52 | 10 878 | 10 230 | 1 462 | 29 646 | 471 | 64 |
| 566 | SHOE STORES | 97 | 81 | 6 658 | 6 198 | 784 | 14 452 | 234 | 63 |
| | MEN'S SHOE STORES | 2 | - | 48 | - | - | - | - | 2 |
| | WOMEN'S SHOE STORES | 9 | 9 | 509 | 505 | 66 | 1 192 | 24 | 8 |
| | CHILDREN'S, JUVENILES' SHOE STORES | - | - | - | - | - | - | - | - |
| | FAMILY SHOE STORES | 86 | 72 | 6 101 | 5 693 | 718 | 13 260 | 210 | 53 |
| 564 | CHILDREN'S, INFANTS' WEAR STORES | 22 | 22 | (D) | (D) | (D) | (D) | (D) | (D) |
| 569 | MISCELLANEOUS APPAREL, ACCESSORY STORES | 3 | 1 | (D) | (D) | (D) | (D) | (D) | (D) |

Standard Notes: - Represents zero. (D) Withheld to avoid disclosure. (NA) Not available. (X) Not applicable.
 *Nonstore retailers, part of SIC major group 53, are shown separately in this table.

TABLE 2. The State: 1963-Continued

| SIC code | Kind of business | Establishments | | Sales | | Payroll, entire year | Payroll, workweek ended nearest Nov. 15 | Paid employees, workweek ended nearest Nov. 15 | Active proprietors of unincorporated businesses |
|---|---|----------------|--------------|---------------------------|-----------------------------|----------------------|---|--|---|
| | | Total | With payroll | Total, all establishments | Establishments with payroll | | | | |
| | | (number) | (number) | (\$1,000) | (\$1,000) | (\$1,000) | (dollars) | (number) | (number) |
| FURNITURE, HOME FURNISHINGS, EQUIPMENT STORES | | | | | | | | | |
| 57 | TOTAL | 391 | 285 | 27 828 | 26 072 | 4 390 | 83 519 | 1 084 | 285 |
| 571 | FURNITURE, HOME FURNISHINGS STORES | 202 | 132 | 15 832 | 14 590 | 2 533 | 46 864 | 587 | 166 |
| 5712 | FURNITURE STORES | 133 | 91 | 13 372 | 12 500 | 2 108 | 38 218 | 474 | 104 |
| 5713 | FLOOR COVERING STORES | 42 | 24 | 1 827 | 1 539 | 344 | 7 113 | 85 | 38 |
| 5714 | ORAPFRY, CURTAIN, UPHOLSTERY STORES | 19 | 11 | 464 | 392 | 56 | 1 139 | 19 | 17 |
| 5715 | CHINA, GLASSWARE, METALWARE STORES | 2 | 2 | (0) | (0) | (0) | (0) | (0) | (0) |
| 5719 | MISCELLANEOUS HOME FURNISHINGS STORES | 6 | 4 | (0) | (0) | (0) | (0) | (0) | (0) |
| 572 | HOUSEHOLD APPLIANCE STORES | 100 | 88 | 6 881 | 6 723 | 1 094 | 22 844 | 276 | 42 |
| 5732 | RADIO, TELEVISION STORES | 54 | 46 | 3 821 | 3 671 | 600 | 11 063 | 164 | 43 |
| 5733 | MUSIC STORES | 35 | 19 | 1 294 | 1 088 | 163 | 2 748 | 57 | 34 |
| | RECORD SHOPS | 10 | 10 | 386 | 386 | 52 | 938 | 17 | 8 |
| | MUSICAL INSTRUMENT STORES | 25 | 9 | 908 | 702 | 111 | 1 810 | 40 | 26 |
| EATING, DRINKING PLACES | | | | | | | | | |
| 58 | TOTAL | 1 157 | 915 | 46 058 | 43 682 | 10 134 | 217 816 | 5 506 | 1 097 |
| 5812 | EATING PLACES | 1 060 | 822 | 43 119 | 40 781 | 9 563 | 206 113 | 5 213 | 1 036 |
| | RESTAURANTS, LUNCHROOMS | 692 | 554 | 30 749 | 29 365 | 7 321 | 156 002 | 3 795 | 664 |
| | CAFETERIAS | 22 | 18 | 1 024 | 992 | 246 | 6 452 | 129 | 19 |
| | REFRESHMENT PLACES | 295 | 213 | 9 465 | 8 707 | 1 589 | 35 967 | 1 106 | 301 |
| | CATERERS | 51 | 37 | 1 881 | 1 717 | 407 | 7 692 | 183 | 52 |
| 5813 | DRINKING PLACES (ALCOHOLIC BEVERAGES) | 97 | 93 | 2 939 | 2 901 | 571 | 11 703 | 293 | 61 |
| DRUG STORES, PROPRIETARY STORES | | | | | | | | | |
| 59PT(591) | TOTAL | 176 | 170 | 18 935 | 18 687 | 2 885 | 55 164 | 934 | 130 |
| 591 | DRUG STORES | 152 | 148 | 17 290 | 17 164 | 2 695 | 50 582 | 824 | 110 |
| | PROPRIETARY STORES | 24 | 22 | 1 645 | 1 523 | 190 | 4 582 | 110 | 20 |
| OTHER RETAIL STORES | | | | | | | | | |
| 59 EX.591 | TOTAL | 1 272 | 820 | 122 008 | 115 210 | 12 287 | 230 498 | 3 122 | 1 040 |
| 592 | LIQUOR STORES | 63 | 63 | 26 414 | 26 414 | 926 | 16 812 | 214 | 15 |
| 593 | ANTIQUA STORES, SECONDHAND STORES | 175 | 39 | 2 036 | 942 | 198 | 3 866 | 69 | 183 |
| 5932 | ANTIQUA STORES | 103 | 11 | 940 | 198 | 32 | 603 | 14 | 109 |
| 5933 | SECONDHAND STORES | 72 | 28 | 1 096 | 744 | 166 | 3 263 | 55 | 74 |
| 594 | BOOK, STATIONERY STORES | 53 | 43 | 3 770 | 3 588 | 542 | 9 622 | 192 | 47 |
| 5942 | BOOK STORES | 13 | 11 | 1 409 | 1 333 | 172 | 2 832 | 62 | 11 |
| 5943 | STATIONERY STORES | 40 | 32 | 2 361 | 2 255 | 370 | 6 790 | 130 | 36 |
| 595 | SPORTING GOODS STORES, BICYCLE SHOPS | 74 | 36 | 3 200 | 2 818 | 329 | 6 458 | 98 | 66 |
| 5952 | SPORTING GOODS STORES | 64 | 34 | 3 022 | (0) | (0) | (0) | (0) | (0) |
| 5953 | BICYCLE SHOPS | 10 | 2 | 178 | (0) | (0) | (0) | (0) | (0) |
| 5962 | HAY, GRAIN, FEED STORES | 70 | 62 | 18 164 | 17 670 | 1 217 | 22 509 | 275 | 19 |
| 5969 | OTHER FARM SUPPLY STORES | 1 | 1 | (0) | (0) | (0) | (0) | (0) | (0) |
| | GARDEN SUPPLY STORES | 18 | 10 | 1 164 | 976 | 141 | 2 573 | 31 | 15 |
| 597 | JEWELRY STORES | 79 | 59 | 5 257 | 5 121 | 952 | 16 998 | 248 | 57 |
| 598 | FUEL, ICE DEALERS | 338 | 258 | 45 811 | 43 791 | 5 752 | 111 600 | 1 305 | 252 |
| 5982 | COAL AND WOOD DEALERS | 28 | 22 | 3 385 | 3 347 | 495 | 9 397 | 123 | 18 |
| | ICE DEALERS | 5 | 3 | 182 | (0) | (0) | (0) | (0) | (0) |
| 5983 | FUEL OIL DEALERS | 257 | 197 | 38 238 | 36 554 | 4 541 | 88 596 | 1 014 | 198 |
| 5984 | BOTTLE GAS DEALERS | 48 | 36 | 4 006 | 3 730 | 682 | 13 012 | 158 | 31 |
| 5992 | FLORISTS | 66 | 52 | 2 739 | 2 551 | 532 | 10 205 | 200 | 70 |
| 5993 | CIGAR STORES, STANDS | 13 | 13 | 1 311 | 1 261 | 69 | 1 182 | 27 | 16 |
| 5994 | NEWS DEALERS, NEWSSTANDS | 23 | 19 | 2 468 | 2 278 | 228 | 4 574 | 83 | 21 |
| 5996 | CAMERA, PHOTOGRAPHIC SUPPLY STORES | 17 | 17 | 1 759 | 1 759 | 272 | 5 204 | 74 | 5 |
| 5997 | GIFT, NOVELTY, SOUVENIR SHOPS | 119 | 67 | 2 772 | 2 198 | 419 | 7 381 | 137 | 113 |
| 5998 | OPTICAL GOODS STORES | 52 | 38 | 2 147 | 1 697 | 346 | 4 086 | 63 | 51 |
| 5999 | TYPEWRITER STORES | 3 | 3 | 230 | 230 | 85 | 1 766 | 12 | 2 |
| | LUGGAGE, LEATHER GOODS STORES | 2 | 2 | 225 | (0) | (0) | (0) | (0) | (0) |
| | HOBBY, TOY, GAME SHOPS | 14 | 8 | 461 | 411 | 49 | 972 | 17 | 14 |
| | RELIGIOUS GOODS STORES | 6 | 4 | 172 | 158 | 27 | 510 | 8 | 7 |
| | PET SHOPS | 8 | 2 | (0) | (0) | (0) | (0) | (0) | (0) |
| | OTHER | 76 | 24 | 1 783 | 1 051 | 185 | 3 778 | 61 | 74 |
| NONSTORE RETAILERS* | | | | | | | | | |
| 53 PART* | TOTAL | 313 | 77 | 15 724 | 13 296 | 2 009 | 39 773 | 598 | 278 |
| 532 | MAIL-ORDER HOUSES | 25 | 21 | 6 035 | 6 023 | 662 | 13 336 | 242 | 13 |
| 534 | MERCHANDISE VENDING MACHINE OPERATORS | 44 | 26 | 4 389 | 3 869 | 649 | 12 526 | 181 | 36 |
| 535 | DIRECT SELLING (HOUSE-TO-HOUSE) ORGANIZATIONS | 244 | 30 | 5 300 | 3 404 | 698 | 13 911 | 175 | 229 |

Standard Notes: - Represents zero. (D) Withheld to avoid disclosure. (NA) Not available. (X) Not applicable.
 *Nonstore retailers, part of SIC major group 53, are shown separately in this table.

TABLE 3. Counties; Cities of 2,500

| Line number | County and city | Total | | | | | | | | Kind-of-business group | | | |
|-------------|-------------------------------|----------------|--------------|---------------------------|-----------------------------|----------------------|---|--|---|--|-----------|------------------------------------|--------|
| | | Establishments | | Sales | | Payroll, entire year | Payroll, workweek ended nearest Nov. 15 | Paid employees, workweek ended nearest Nov. 15 | Active proprietors of unincorporated businesses | Lumber, building matls., hardware, farm equip. dealers | | General merchandise group stores * | |
| | | Total | With payroll | Total, all establishments | Establishments with payroll | | | | | Establishments | Sales | Establishments | Sales |
| (number) | (number) | (\$1,000) | (\$1,000) | (\$1,000) | (dollars) | (number) | (number) | (number) | (\$1,000) | (number) | (\$1,000) | | |
| 1 | NEW HAMPSHIRE, TOTAL . . . | 7 045 | 5 105 | 881 814 | 838 496 | 91 529 | 1 792 184 | 29 113 | 5 965 | 341 | 53 638 | 297 | 79 948 |
| 2 | BELKNAP COUNTY | 392 | 298 | 52 376 | 49 886 | 5 263 | 103 552 | 1 583 | 324 | 16 | 3 102 | 25 | 5 088 |
| 3 | LACONIA | 220 | 176 | 36 011 | 34 631 | 3 685 | 71 673 | 1 081 | 168 | 10 | 1 530 | 13 | 4 208 |
| 4 | REMAINDER OF COUNTY | 172 | 122 | 16 365 | 15 255 | 1 578 | 31 879 | 502 | 156 | 6 | 1 572 | 12 | 880 |
| 5 | CARROLL COUNTY | 327 | 239 | 28 117 | 26 567 | 2 817 | 59 349 | 931 | 287 | 14 | 2 216 | 18 | 1 412 |
| 6 | CHESHIRE COUNTY | 487 | 317 | 61 999 | 58 587 | 5 898 | 111 582 | 1 918 | 418 | 21 | 2 981 | 20 | 5 816 |
| 7 | KEENE | 240 | 180 | 40 218 | 39 092 | 4 026 | 72 732 | 1 244 | 178 | 13 | 1 607 | 12 | 4 436 |
| 8 | REMAINDER OF COUNTY | 247 | 137 | 21 781 | 19 495 | 1 872 | 38 850 | 674 | 240 | 8 | 1 374 | 8 | 1 380 |
| 9 | COOS COUNTY | 469 | 331 | 44 422 | 41 102 | 4 159 | 81 024 | 1 452 | 428 | 28 | 2 549 | 19 | 2 430 |
| 10 | BERLIN | 206 | 142 | 21 675 | 20 395 | 2 268 | 42 049 | 810 | 162 | 11 | 1 217 | 7 | 1 198 |
| 11 | REMAINDER OF COUNTY | 263 | 189 | 22 747 | 20 707 | 1 891 | 38 975 | 642 | 266 | 17 | 1 332 | 12 | 1 232 |
| 12 | GRAFTON COUNTY | 620 | 466 | 67 327 | 63 675 | 7 059 | 134 658 | 2 153 | 530 | 36 | 4 377 | 40 | 4 402 |
| 13 | LEBANON | 113 | 93 | 17 278 | 16 198 | 1 852 | 36 615 | 579 | 91 | 7 | 1 030 | 8 | 1 301 |
| 14 | REMAINDER OF COUNTY | 507 | 373 | 50 049 | 47 477 | 5 207 | 98 043 | 1 574 | 439 | 29 | 3 347 | 32 | 3 101 |
| 15 | HANOVER TOWN | 49 | 43 | 9 851 | 9 783 | 1 300 | 23 098 | 343 | 34 | 1 | (D) | 6 | 447 |
| 16 | LITTLETON TOWN | 87 | 71 | 10 286 | 10 034 | 1 118 | 21 505 | 330 | 68 | 5 | 748 | 4 | 703 |
| 17 | ALL OTHER PLACES | 371 | 259 | 29 912 | 27 660 | 2 789 | 53 440 | 901 | 337 | 23 | (D) | 22 | 1 951 |
| 18 | HILLSBOROUGH COUNTY | 1 810 | 1 304 | 272 300 | 261 632 | 29 233 | 574 586 | 9 375 | 1 419 | 71 | 17 399 | 61 | 35 346 |
| 19 | MANCHESTER | 922 | 660 | 151 498 | 145 894 | 16 548 | 328 678 | 5 350 | 733 | 25 | 6 385 | 26 | 25 088 |
| 20 | NASHUA | 390 | 308 | 69 762 | 67 976 | 7 899 | 153 933 | 2 449 | 262 | 20 | 5 143 | 16 | 8 370 |
| 21 | REMAINDER OF COUNTY | 498 | 336 | 51 040 | 47 762 | 4 786 | 91 975 | 1 576 | 424 | 26 | 5 871 | 19 | 1 888 |
| 22 | GOFFSTOWN TOWN | 47 | 37 | 4 903 | 4 719 | 428 | 7 991 | 154 | 37 | 3 | (D) | 3 | 74 |
| 23 | HUDSON TOWN | 30 | 20 | 3 816 | 3 590 | 274 | 5 352 | 97 | 29 | - | - | - | - |
| 24 | MILFORD TOWN | 112 | 78 | 11 766 | 10 598 | 1 186 | 22 919 | 379 | 95 | 7 | 1 526 | 5 | 298 |
| 25 | ALL OTHER PLACES | 309 | 201 | 30 555 | 28 855 | 2 898 | 55 713 | 946 | 263 | 16 | (D) | 11 | 1 516 |
| 26 | MERRIMACK COUNTY | 715 | 551 | 87 113 | 82 773 | 9 509 | 184 989 | 2 950 | 596 | 32 | 4 559 | 31 | 8 057 |
| 27 | CONCORD | 320 | 268 | 52 960 | 51 562 | 6 484 | 123 427 | 1 979 | 238 | 14 | 2 360 | 11 | 6 204 |
| 28 | FRANKLIN | 93 | 67 | 10 466 | 9 866 | 947 | 19 928 | 320 | 71 | 3 | 448 | 5 | 737 |
| 29 | REMAINDER OF COUNTY | 302 | 216 | 23 687 | 21 345 | 2 078 | 41 634 | 651 | 287 | 15 | 1 751 | 15 | 1 116 |
| 30 | ROCKINGHAM COUNTY | 1 155 | 827 | 149 699 | 142 697 | 15 434 | 303 750 | 4 977 | 972 | 69 | 9 599 | 42 | 8 893 |
| 31 | PORTSMOUTH | 310 | 246 | 56 809 | 55 159 | 6 241 | 116 530 | 1 883 | 230 | 14 | 2 291 | 12 | 5 761 |
| 32 | REMAINDER OF COUNTY | 845 | 581 | 92 890 | 87 538 | 9 193 | 187 220 | 3 094 | 742 | 55 | 7 308 | 30 | 3 132 |
| 33 | DERRY TOWN | 92 | 66 | 10 228 | 9 874 | 1 038 | 20 473 | 304 | 80 | 4 | 629 | 2 | (D) |
| 34 | EXETER TOWN | 98 | 84 | 17 906 | 17 602 | 1 794 | 36 905 | 516 | 72 | 10 | 996 | 2 | (D) |
| 35 | HAMPTON TOWN | 98 | 84 | 11 369 | 11 143 | 1 245 | 26 898 | 463 | 81 | 5 | 308 | 3 | (D) |
| 36 | NEWMARKET TOWN | 37 | 23 | 2 685 | 2 441 | 311 | 5 735 | 89 | 29 | 3 | 279 | 1 | (D) |
| 37 | SALEM TOWN | 112 | 82 | 21 207 | 20 553 | 1 865 | 37 290 | 625 | 86 | 9 | 1 530 | 3 | (D) |
| 38 | ALL OTHER PLACES | 408 | 242 | 29 495 | 25 925 | 2 940 | 59 919 | 1 097 | 394 | 24 | 3 566 | 19 | 1 625 |
| 39 | STRAFFORD COUNTY | 722 | 520 | 79 095 | 74 807 | 8 143 | 166 159 | 2 609 | 666 | 32 | 3 913 | 24 | 5 643 |
| 40 | DOVER | 275 | 191 | 36 392 | 34 850 | 3 872 | 77 532 | 1 119 | 227 | 11 | 1 790 | 8 | 4 001 |
| 41 | ROCHESTER | 203 | 163 | 22 857 | 22 041 | 2 324 | 47 243 | 799 | 188 | 9 | 1 099 | 7 | 1 354 |
| 42 | SOMERSWORTH | 88 | 62 | 8 745 | 8 053 | 1 767 | 14 643 | 231 | 97 | 2 | (D) | 3 | (D) |
| 43 | REMAINDER OF COUNTY | 156 | 104 | 11 101 | 9 863 | 1 180 | 26 741 | 460 | 154 | 10 | (D) | 6 | (D) |
| 44 | DURHAM TOWN | 28 | 20 | 3 199 | 3 135 | 443 | 8 003 | 145 | 24 | 1 | (D) | - | - |
| 45 | ALL OTHER PLACES | 128 | 84 | 7 902 | 6 728 | 737 | 18 738 | 315 | 130 | 9 | 731 | 6 | (D) |
| 46 | SULLIVAN COUNTY | 348 | 252 | 39 366 | 36 770 | 4 014 | 72 535 | 1 165 | 325 | 22 | 2 943 | 17 | 2 861 |
| 47 | CLAREMONT | 193 | 139 | 24 375 | 23 243 | 2 646 | 47 812 | 758 | 167 | 14 | 1 687 | 6 | 2 194 |
| 48 | REMAINDER OF COUNTY | 155 | 113 | 14 991 | 13 527 | 1 368 | 24 723 | 407 | 158 | 8 | 1 256 | 11 | 667 |
| 49 | NEWPORT TOWN | 86 | 68 | 11 221 | 10 569 | 952 | 17 514 | 283 | 82 | 6 | (D) | 4 | 291 |
| 50 | ALL OTHER PLACES | 69 | 45 | 3 770 | 2 958 | 416 | 7 209 | 124 | 76 | 2 | (D) | 7 | 376 |

Standard Notes: - Represents zero. (D) Withheld to avoid disclosure. (NA) Not available. (X) Not applicable.
 *Nonstore retailers, part of SIC major group 53, are shown separately in this table.

TABLE 4. Standard Metropolitan Statistical Areas: 1963

| SIC code | Standard metropolitan statistical area and kind of business | Establishments | | Sales | | Payroll, entire year (\$1,000) | Payroll, workweek ended nearest Nov. 15 (dollars) | Paid employees, workweek ended nearest Nov. 15 (number) | Active proprietors of unincorporated businesses (number) |
|--|--|--|--------------------------|--|--|-----------------------------------|--|--|---|
| | | Total (number) | With payroll (number) | Total, all establishments (\$1,000) | Establishments with payroll (\$1,000) | | | | |
| <u>LAWRENCE-HAVENHILL, MASS.-N.H. SMSA</u> | | Data for this Standard Metropolitan Statistical Area will be presented in Volume II, Part 2, Chapter 21. | | | | | | | |
| <u>MANCHESTER SMSA</u> | | Consists of Manchester city and Bedford, Goffstown towns in Hillsborough County, and Hooksett town in Merrimack County, N.H. | | | | | | | |
| RETAIL TRADE, TOTAL | | 969 | 697 | 156 401 | 150 613 | 16 976 | 336 669 | 5 504 | 770 |
| LUMBER, BUILDING MATERIALS, HARDWARE, FARM EQUIPMENT DEALERS | | | | | | | | | |
| | TOTAL | 28 | 22 | 7 458 | 7 394 | 1 151 | 20 079 | 258 | 15 |
| 521 | (LUMBER YARDS | 7 | 7 | 3 264 | 3 264 | 395 | 5 113 | 61 | 2 |
| | (BUILDING MATERIALS DEALERS | 2 | - | 24 | - | - | - | - | 2 |
| 522 | (HEATING, PLUMBING EQUIPMENT DEALERS | - | - | - | - | - | - | - | - |
| 523 | (PAINT, GLASS, WALLPAPER STORES | 7 | 5 | 667 | 637 | 56 | 1 311 | 14 | 4 |
| 524 | (ELECTRICAL SUPPLY STORES | - | - | - | - | - | - | - | - |
| 5251 | (HARDWARE STORES | 10 | 8 | (0) | (0) | (0) | (0) | (0) | (0) |
| 5252 | (FARM EQUIPMENT DEALERS | 2 | 2 | (0) | (0) | (0) | (0) | (0) | (0) |
| GENERAL MERCHANDISE GROUP STORES* | | | | | | | | | |
| | TOTAL | 29 | 29 | 25 162 | 25 162 | 2 934 | 56 398 | 1 100 | 14 |
| 53 PART* | (DEPARTMENT STORES | 7 | 7 | 19 217 | 19 217 | 2 096 | 40 332 | 693 | - |
| 533 | (LIMITED PRICE VARIETY STORES | 9 | 9 | 2 040 | 2 040 | 376 | 6 559 | 211 | 6 |
| 539 | (GENERAL MERCHANDISE STORES | 8 | 8 | 3 697 | 3 697 | 434 | 8 934 | 178 | 4 |
| | (DRY GOODS STORES | 3 | 3 | (0) | (0) | (0) | (0) | (0) | (0) |
| | (SEWING, NEEDLEWORK STORES | 2 | 2 | (0) | (0) | (0) | (0) | (0) | (0) |
| FOOD STORES | | | | | | | | | |
| | TOTAL | 198 | 136 | 39 850 | 37 260 | 2 783 | 57 947 | 971 | 177 |
| 541 | (GROCERY STORES, INCLUDING DELICATESSENS | 162 | 110 | 37 691 | 35 573 | 2 474 | 51 018 | 826 | 145 |
| 542 | (MEAT MARKETS | 4 | 2 | (0) | (0) | (0) | (0) | (0) | (0) |
| | (FISH (SEAFOOD) MARKETS | 2 | 2 | (0) | (0) | (0) | (0) | (0) | (0) |
| 543 | (FRUIT STORES, VEGETABLE MARKETS | 5 | 3 | (0) | (0) | (0) | (0) | (0) | (0) |
| 544 | (CANOPY, NUT, CONFECTIONERY STORES | 8 | 6 | 312 | 292 | 46 | 1 178 | 25 | 4 |
| 545 | (DAIRY PRODUCTS STORES | - | - | - | - | - | - | - | - |
| 546 | (RETAIL BAKERIES | 14 | 12 | 800 | 746 | 207 | 4 752 | 89 | 10 |
| 5462 | (RETAIL BAKERIES, MANUFACTURING | 9 | 9 | 591 | (D) | (D) | (0) | (D) | (D) |
| 5463 | (RETAIL BAKERIES, NONMANUFACTURING | 5 | 3 | 209 | (D) | (D) | (0) | (D) | (D) |
| 549 | (EGG AND POULTRY DEALERS | 1 | 1 | (0) | (0) | (0) | (0) | (0) | (0) |
| | (OTHER | 2 | - | 96 | - | - | - | - | 2 |
| AUTOMOTIVE DEALERS | | | | | | | | | |
| | TOTAL | 69 | 47 | 29 345 | 29 013 | 2 530 | 51 662 | 537 | 38 |
| 55 EX.554 | (PASSENGER CAR DEALERS, FRANCHISEO | 18 | 18 | 23 348 | 23 348 | 1 922 | 39 919 | 388 | 3 |
| 551 | (DOMESTIC CAR DEALERS | 12 | 12 | 15 973 | 15 973 | 1 325 | 28 326 | 276 | 2 |
| | (IMPORTED CAR DEALERS | 3 | 3 | 3 219 | 3 219 | 284 | 5 675 | 40 | 1 |
| | (DOMESTIC AND IMPORTED CAR DEALERS | 3 | 3 | 4 156 | 4 156 | 313 | 5 918 | 63 | - |
| 552 | (PASSENGER CAR DEALERS, NONFRANCHISEO | 31 | 13 | 3 434 | 3 140 | 248 | 4 618 | 57 | 25 |
| 553 | (TIRE, BATTERY, ACCESSORY DEALERS | 13 | 11 | 1 671 | 1 655 | 300 | 5 487 | 67 | 4 |
| | (HOME AND AUTO SUPPLY STORES | - | - | - | - | - | - | - | - |
| 559 | (MISCELLANEOUS AIRCRAFT, MARINE, AUTOMOTIVE DEALERS | 7 | 5 | 892 | 870 | 60 | 1 638 | 25 | 6 |
| | (AIRCRAFT, BOAT, MOTORCYCLE DEALERS | 2 | 2 | (0) | (0) | (0) | (0) | (0) | (0) |
| | (HOUSEHOLD TRAILER DEALERS | 5 | 3 | (0) | (0) | (0) | (0) | (0) | (0) |
| | (OTHER AUTOMOTIVE DEALERS | - | - | - | - | - | - | - | - |
| GASOLINE SERVICE STATIONS | | | | | | | | | |
| 55PT(554) | TOTAL | 103 | 83 | 8 569 | 8 005 | 682 | 14 125 | 236 | 106 |
| APPAREL, ACCESSORY STORES | | | | | | | | | |
| | TOTAL | 87 | 65 | 11 575 | 11 129 | 1 539 | 29 342 | 539 | 52 |
| 561,567 | (MEN'S, BOYS' APPAREL STORES, CUSTOM TAILORS | 16 | 12 | 1 919 | 1 755 | 198 | 4 262 | 59 | 9 |
| 561 | (MEN'S, BOYS' CLOTHING AND FURNISHINGS STORES | 16 | 12 | 1 919 | 1 755 | 198 | 4 262 | 59 | 9 |
| 567 | (CUSTOM TAILORS | - | - | - | - | - | - | - | - |
| 562-3,568 | (WOMEN'S CLOTHING, SPECIALTY STORES | 37 | 29 | 5 615 | 5 549 | 752 | 13 950 | 287 | 20 |
| 562 | (WOMEN'S READY-TO-WEAR STORES | 23 | 17 | 3 366 | 3 318 | 500 | 9 248 | 183 | 12 |
| 563,568 | (WOMEN'S ACCESSORY, SPECIALTY STORES, FURRIERS | 14 | 12 | 2 249 | 2 231 | 252 | 4 702 | 104 | 8 |
| 563 | (MILLINERY STORES | 6 | 4 | (D) | (D) | (D) | (0) | (D) | (D) |
| | (CORSET, LINGERIE STORES | - | - | - | - | - | - | - | - |
| | (HOSIERY STORES | - | - | - | - | - | - | - | - |
| | (APPAREL, ACCESSORY, OTHER SPECIALTY STORES | 6 | 6 | 1 955 | 1 955 | 205 | 3 668 | 86 | 5 |
| 568 | (FURRIERS, FUR SHOPS | 2 | 2 | (0) | (0) | (0) | (0) | (0) | (0) |
| 565 | (FAMILY CLOTHING STORES | 11 | 5 | 2 450 | 2 294 | 360 | 6 626 | 111 | 6 |
| 566 | (SHOE STORES | 19 | 15 | 1 050 | 990 | 135 | 2 712 | 45 | 13 |
| | (MEN'S SHOE STORES | - | - | - | - | - | - | - | - |
| | (WOMEN'S SHOE STORES | 4 | 4 | 146 | 146 | 31 | 611 | 10 | 3 |
| | (CHILDREN'S, JUVENILES' SHOE STORES | - | - | - | - | - | - | - | - |
| | (FAMILY SHOE STORES | 15 | 11 | 904 | 844 | 104 | 2 101 | 35 | 10 |
| 564 | (CHILDREN'S, INFANTS' WEAR STORES | 4 | 4 | 541 | 541 | 94 | 1 792 | 37 | 4 |
| 569 | (MISCELLANEOUS APPAREL, ACCESSORY STORES | - | - | - | - | - | - | - | - |

Standard Notes: - Represents zero. (D) Withheld to avoid disclosure. (NA) Not available. (X) Not applicable.
 *Nonstore retailers, part of SIC major group 53, are shown separately in this table.

TABLE 4. Standard Metropolitan Statistical Areas: 1963-Continued

| SIC code | Standard metropolitan statistical area and kind of business | Establishments | | Sales | | Payroll, entire year (\$1,000) | Payroll, workweek ended nearest Nov. 15 (dollars) | Paid employees, workweek ended nearest Nov. 15 (number) | Active proprietors of unincorporated businesses (number) |
|--|---|----------------|--------------|---------------------------|-----------------------------|--------------------------------|---|---|--|
| | | Total | With payroll | Total, all establishments | Establishments with payroll | | | | |
| | | (number) | (number) | (\$1,000) | (\$1,000) | | | | |
| MANCHESTER SMSA--Continued | | | | | | | | | |
| FURNITURE, HOME FURNISHINGS, EQUIPMENT STORES. | | | | | | | | | |
| 57 | TOTAL | 55 | 41 | 5 123 | 4 907 | 847 | 15 548 | 214 | 44 |
| 571 | FURNITURE, HOME FURNISHINGS STORES | 34 | 22 | 3 441 | 3 237 | 622 | 11 090 | 142 | 31 |
| 5712 | FURNITURE STORES | 18 | 10 | 2 655 | 2 501 | 447 | 7 660 | 101 | 16 |
| 5713 | FLOOR COVERING STORES | 10 | 10 | 690 | 690 | 169 | 3 334 | 39 | 9 |
| 5714 | DRAPERY, CURTAIN, UPHOLSTERY STORES | 5 | 1 | 63 | (D) | (D) | (D) | (D) | (D) |
| 5715 | CHINA, GLASSWARE, METALWARE STORES | - | - | - | - | - | - | - | - |
| 5719 | MISCELLANEOUS HOME FURNISHINGS STORES | 1 | 1 | (D) | (D) | (D) | (D) | (D) | (D) |
| 572 | HOUSEHOLD APPLIANCE STORES | 9 | 9 | 1 141 | 1 141 | 139 | 2 841 | 38 | 4 |
| 5732 | RADIO, TELEVISION STORES | 10 | 8 | 326 | 314 | 51 | 1 026 | 16 | 7 |
| 5733 | MUSIC STORES | 2 | 2 | (D) | (D) | (D) | (D) | (D) | (D) |
| | RECORD SHOPS | - | - | - | - | - | - | - | - |
| | MUSICAL INSTRUMENT STORES | 2 | 2 | (D) | (D) | (D) | (D) | (D) | (D) |
| EATING, DRINKING PLACES | | | | | | | | | |
| 58 | TOTAL | 173 | 139 | 8 189 | 7 747 | 1 831 | 39 454 | 982 | 150 |
| 5812 | EATING PLACES | 148 | 114 | 7 244 | 6 802 | 1 643 | 35 506 | 876 | 138 |
| | RESTAURANTS, LUNCHROOMS | 92 | 74 | 5 146 | 4 970 | 1 265 | 27 573 | 673 | 81 |
| | CAFETERIAS | 4 | 4 | 325 | 325 | 74 | 2 085 | 43 | 4 |
| | REFRESHMENT PLACES | 45 | 29 | 1 350 | 1 084 | 198 | 3 833 | 116 | 48 |
| | CATERERS | 7 | 7 | 423 | 423 | 106 | 2 015 | 44 | 5 |
| 5813 | DRINKING PLACES (ALCOHOLIC BEVERAGES) | 25 | 25 | 945 | 945 | 188 | 3 948 | 106 | 12 |
| DRUG STORES, PROPRIETARY STORES | | | | | | | | | |
| 59PT(591) | TOTAL | 29 | 29 | 3 314 | 3 314 | 629 | 12 504 | 172 | 16 |
| 591 | DRUG STORES | 26 | 26 | (D) | (D) | (D) | (D) | (D) | (D) |
| | PROPRIETARY STORES | 3 | 3 | (D) | (D) | (D) | (D) | (D) | (D) |
| OTHER RETAIL STORES | | | | | | | | | |
| 59 EX.591 | TOTAL | 148 | 92 | 15 115 | 14 419 | 1 628 | 31 666 | 397 | 116 |
| 592 | LIQUOR STORES | 6 | 6 | 3 938 | 3 938 | 120 | 2 248 | 27 | 1 |
| 593 | ANTIQUA STORES, SECONDHAND STORES | 13 | 3 | 290 | 248 | 69 | 1 259 | 17 | 12 |
| 5932 | ANTIQUA STORES | 4 | - | 20 | - | - | - | - | 4 |
| 5933 | SECONDHAND STORES | 9 | 3 | 270 | 248 | 69 | 1 259 | 17 | 8 |
| 594 | BOOK, STATIONERY STORES | 10 | 6 | 475 | 385 | 51 | 962 | 25 | 10 |
| 5942 | BOOK STORES | 2 | 2 | (D) | (D) | (D) | (D) | (D) | (D) |
| 5943 | STATIONERY STORES | 8 | 4 | (D) | (D) | (D) | (D) | (D) | (D) |
| 595 | SPORTING GOODS STORES, BICYCLE SHOPS | 6 | 4 | 271 | 259 | 21 | 384 | 7 | 7 |
| 5952 | SPORTING GOODS STORES | 5 | 3 | (D) | (D) | (D) | (D) | (D) | (D) |
| 5953 | BICYCLE SHOPS | 1 | 1 | (D) | (D) | (D) | (D) | (D) | (D) |
| 5962 | HAY, GRAIN, FEED STORES | 4 | 4 | 1 593 | 1 593 | 91 | 1 732 | 23 | - |
| 5969 | OTHER FARM SUPPLY STORES | 1 | 1 | (D) | (D) | (D) | (D) | (D) | (D) |
| | GARDEN SUPPLY STORES | - | - | - | - | - | - | - | - |
| 597 | JEWELRY STORES | 12 | 10 | 1 432 | 1 420 | 362 | 6 874 | 79 | 4 |
| 598 | FUEL, ICE DEALERS | 50 | 24 | 4 978 | 4 532 | 549 | 11 450 | 122 | 42 |
| 5982 | COAL AND WOOD DEALERS | 2 | - | (D) | - | - | - | - | 2 |
| | ICE DEALERS | - | - | - | - | - | - | - | - |
| 5983 | FUEL OIL DEALERS | 47 | 23 | 4 819 | (D) | (D) | (D) | (D) | (D) |
| 5984 | BOTTLED GAS DEALERS | 1 | 1 | (D) | (D) | (D) | (D) | (D) | (D) |
| 5992 | FLORISTS | 7 | 7 | 481 | 481 | 108 | 1 933 | 26 | 8 |
| 5993 | CIGAR STORES, STANDS | 1 | 1 | (D) | (D) | (D) | (D) | (D) | (D) |
| 5994 | NEWS DEALERS, NEWSSTANDS | 2 | - | 26 | - | - | - | - | 2 |
| 5996 | CAMERA, PHOTOGRAPHIC SUPPLY STORES | 2 | 2 | (D) | (D) | (D) | (D) | (D) | (D) |
| 5997 | GIFT, NOVELTY, SOUVENIR SHOPS | 4 | 4 | 70 | 70 | 8 | 190 | 6 | 2 |
| 5998 | OPTICAL GOODS STORES | 4 | 4 | 305 | 305 | 101 | 1 527 | 17 | 2 |
| 5999 | TYPEWRITER STORES | - | - | - | - | - | - | - | - |
| | LUGGAGE, LEATHER GOODS STORES | 3 | 1 | 124 | (D) | (D) | (D) | (D) | (D) |
| | HOBBY, TOY, GAME SHOPS | 3 | 3 | (D) | (D) | (D) | (D) | (D) | (D) |
| | RELIGIOUS GOODS STORES | 3 | 3 | 130 | 130 | 25 | 462 | 6 | 4 |
| | PET SHOPS | 3 | 1 | 23 | (D) | (D) | (D) | (D) | (D) |
| | OTHER | 14 | 8 | 365 | 333 | 58 | 1 272 | 20 | 12 |
| NONSTORE RETAILERS* | | | | | | | | | |
| 53 PART* | TOTAL | 50 | 14 | 2 701 | 2 263 | 422 | 7 944 | 98 | 42 |
| 532 | MAIL-ORDER HOUSES | - | - | - | - | - | - | - | - |
| 534 | MERCHANDISE VENDING MACHINE OPERATORS | 8 | 6 | 1 542 | 1 440 | 191 | 3 534 | 49 | 5 |
| 535 | DIRECT SELLING (HOUSE-TO-HOUSE) ORGANIZATIONS | 42 | 8 | 1 159 | 823 | 231 | 4 410 | 49 | 37 |

Standard Notes: - Represents zero. (D) Withheld to avoid disclosure. (NA) Not available. (X) Not applicable.
 *Nonstore retailers, part of SIC major group 53, are shown separately in this table.

TABLE 5. Counties With 500 Establishments or More: 1963

| SIC code | County and kind of business | Establishments | | Sales | | Payroll, entire year (\$1,000) | Payroll, workweek ended nearest Nov. 15 (dollars) | Paid employees, workweek ended nearest Nov. 15 (number) | Active proprietors of unincorporated businesses (number) |
|----------------------------|--|----------------|-----------------------|-------------------------------------|---------------------------------------|--------------------------------|---|---|--|
| | | Total (number) | With payroll (number) | Total, all establishments (\$1,000) | Establishments with payroll (\$1,000) | | | | |
| GRAFTON COUNTY | | | | | | | | | |
| | RETAIL TRADE, TOTAL | 620 | 466 | 67 327 | 63 675 | 7 059 | 134 658 | 2 153 | 530 |
| | LUMBER, BUILDING MATERIALS, HARDWARE, FARM EQUIPMENT DEALERS | | | | | | | | |
| | TOTAL | 36 | 28 | 4 377 | 4 215 | 621 | 10 985 | 144 | 25 |
| 52 | LUMBER AND OTHER BUILDING MATERIALS DEALERS | 12 | 10 | 2 217 | 2 205 | 245 | 4 534 | 59 | 7 |
| 522-524 | HEATING, PLUMBING, PAINT, ELECTRICAL STORES | 6 | 4 | 176 | 154 | 26 | 499 | 6 | 6 |
| 5251 | HARDWARE STORES | 14 | 10 | 1 521 | 1 393 | 300 | 5 067 | 67 | 9 |
| 5252 | FARM EQUIPMENT DEALERS | 4 | 4 | 463 | 463 | 50 | 885 | 12 | 3 |
| | GENERAL MERCHANDISE GROUP STORES* | | | | | | | | |
| | TOTAL | 40 | 36 | 4 402 | 4 316 | 553 | 10 017 | 198 | 32 |
| 53 PART* | DEPARTMENT STORES | 1 | 1 | (D) | (D) | (D) | (D) | (D) | (D) |
| 533 | LIMITED PRICE VARIETY STORES | 7 | 7 | 1 369 | 1 369 | 210 | 3 755 | 90 | 3 |
| 539 | MISCELLANEOUS GENERAL MERCHANDISE STORES | 32 | 28 | (D) | (D) | (D) | (D) | (D) | (D) |
| | FOOD STORES | | | | | | | | |
| | TOTAL | 110 | 76 | 19 435 | 17 547 | 1 190 | 25 083 | 356 | 111 |
| 54 | GROCERY STORES, INCLUDING DELICATESSENS | 96 | 68 | 19 007 | 17 343 | 1 153 | 24 330 | 341 | 92 |
| 541 | MEAT MARKETS, FISH (SEAFOOD) MARKETS | 2 | - | 44 | - | - | - | - | 4 |
| 542 | FRUIT STORES, VEGETABLE MARKETS | 2 | - | 6 | - | - | - | - | 2 |
| 543 | CANDY, NUT, CONFECTIONERY STORES | 2 | - | 182 | (D) | (D) | (D) | (D) | (D) |
| 544-549 | OTHER FOOD STORES | 8 | 8 | 196 | (D) | (D) | (D) | (D) | (D) |
| | AUTOMOTIVE DEALERS | | | | | | | | |
| 55 EX,554 | TOTAL | 40 | 34 | 11 976 | 11 890 | 1 256 | 21 299 | 275 | 21 |
| | GASOLINE SERVICE STATIONS | | | | | | | | |
| 55PT(554) | TOTAL | 77 | 53 | 4 367 | 3 827 | 340 | 7 185 | 119 | 80 |
| | APPAREL, ACCESSORY STORES | | | | | | | | |
| | TOTAL | 36 | 32 | 3 571 | 3 525 | 438 | 8 790 | 131 | 32 |
| 56 | MEN'S, BOYS' APPAREL STORES, CUSTOM TAILORS | 10 | 8 | 1 883 | 1 863 | 256 | 4 950 | 62 | 8 |
| 561,567 | WOMEN'S CLOTHING, SPECIALTY STORES | 8 | 8 | 366 | 366 | 42 | 739 | 18 | 7 |
| 562-3,568 | WOMEN'S READY-TO-WEAR STORES | 7 | 7 | (D) | (D) | (D) | (D) | (D) | (D) |
| 562 | WOMEN'S ACCESSORY, SPECIALTY STORES, FURRIERS | 1 | 1 | (D) | (D) | (D) | (D) | (D) | (D) |
| 563,568 | FAMILY CLOTHING STORES | 11 | 9 | 985 | 959 | 109 | 2 497 | 38 | 9 |
| 565 | SHOE STORES | 5 | 5 | (D) | (D) | (D) | (D) | (D) | (D) |
| 566 | OTHER APPAREL, ACCESSORY STORES | 2 | 2 | (D) | (D) | (D) | (D) | (D) | (D) |
| 564,569 | FURNITURE, HOME FURNISHINGS, EQUIPMENT STORES | | | | | | | | |
| | TOTAL | 34 | 28 | 2 169 | 2 115 | 337 | 6 684 | 93 | 22 |
| 57 | FURNITURE, HOME FURNISHINGS STORES | 13 | 9 | 1 028 | 982 | 163 | 3 027 | 39 | 8 |
| 571 | HOUSEHOLD APPLIANCE, RADIO, TELEVISION, MUSIC STORES | 21 | 19 | 1 141 | 1 133 | 174 | 3 657 | 54 | 14 |
| 572,573 | EATING, DRINKING PLACES | | | | | | | | |
| | TOTAL | 90 | 70 | 3 071 | 2 893 | 735 | 15 365 | 399 | 87 |
| 58 | EATING PLACES | 85 | 65 | 2 946 | 2 768 | 707 | 14 713 | 381 | 81 |
| 5812 | DRINKING PLACES (ALCOHOLIC BEVERAGES) | 5 | 5 | 125 | 125 | 28 | 652 | 18 | 6 |
| 5813 | DRUG STORES, PROPRIETARY STORES | | | | | | | | |
| | TOTAL | 18 | 18 | 1 909 | 1 909 | 321 | 5 710 | 110 | 14 |
| 59PT(591) | DRUG STORES | 14 | 14 | 1 728 | 1 728 | 297 | 5 239 | 98 | 10 |
| 591 | PROPRIETARY STORES | 4 | 4 | 181 | 181 | 24 | 471 | 12 | 4 |
| | OTHER RETAIL STORES | | | | | | | | |
| | TOTAL | 124 | 88 | 10 882 | (D) | (D) | (D) | (D) | (D) |
| 59 EX,591 | LIQUOR STORES | 8 | 8 | 2 271 | 2 271 | 90 | 1 674 | 20 | 1 |
| 592 | ANTIQUA STORES, SECONDHAND STORES | 14 | 2 | 121 | (D) | (D) | (D) | (D) | (D) |
| 593 | BOOK, STATIONERY STORES | 5 | 5 | 945 | 945 | 136 | 1 955 | 34 | 3 |
| 594 | SPORTING GOODS STORES, BICYCLE SHOPS | 11 | 5 | 751 | 695 | 96 | 1 806 | 26 | 8 |
| 595 | FARM, GARDEN SUPPLY STORES, INCLUDING FEED STORES | 9 | 9 | 1 976 | 1 976 | 131 | 2 646 | 31 | 2 |
| 596 | JEWELRY STORES | 9 | 7 | 340 | 312 | 27 | 534 | 10 | 11 |
| 597 | FUEL, ICE DEALERS | 32 | 28 | 3 314 | 3 252 | 440 | 8 452 | 100 | 20 |
| 598 | OTHER STORES | 36 | 24 | 1 164 | 1 000 | 192 | 3 672 | 55 | 30 |
| 599 | NONSTORE RETAILERS* | | | | | | | | |
| 53 PART* | TOTAL | 15 | 3 | 1 168 | (D) | (D) | (D) | (D) | (D) |
| HILLSBOROUGH COUNTY | | | | | | | | | |
| | RETAIL TRADE, TOTAL | 1 810 | 1 304 | 272 300 | 261 632 | 29 233 | 574 586 | 9 375 | 1 419 |
| | LUMBER, BUILDING MATERIALS, HARDWARE, FARM EQUIPMENT DEALERS | | | | | | | | |
| | TOTAL | 71 | 57 | 17 399 | 17 197 | 2 374 | 43 007 | 517 | 36 |
| 52 | LUMBER AND OTHER BUILDING MATERIALS DEALERS | 22 | 20 | 8 540 | 8 516 | 971 | 15 015 | 163 | 7 |
| 521 | HEATING, PLUMBING, PAINT, ELECTRICAL STORES | 20 | 14 | (D) | (D) | (D) | (D) | (D) | (D) |
| 522-524 | HARDWARE STORES | 24 | 18 | 4 391 | 4 315 | 830 | 16 886 | 225 | 12 |
| 5251 | FARM EQUIPMENT DEALERS | 5 | 5 | (D) | (D) | (D) | (D) | (D) | (D) |
| 5252 | | | | | | | | | |

Standard Notes: - Represents zero. (D) Withheld to avoid disclosure. (NA) Not available. (X) Not applicable.
 *Nonstore retailers, part of SIC major group 53, are shown separately in this table.

TABLE 5. Counties With 500 Establishments or More: 1963-Continued

| SIC code | County and kind of business | Establishments | | Sales | | Payroll, entire year | Payroll, workweek ended nearest Nov. 15 | Paid employees, workweek ended nearest Nov. 15 | Active proprietors of unincorporated businesses |
|--|--|----------------|--------------|---------------------------|-----------------------------|----------------------|---|--|---|
| | | Total | With payroll | Total, all establishments | Establishments with payroll | | | | |
| | | (number) | (number) | (\$1,000) | (\$1,000) | (\$1,000) | (dollars) | (number) | (number) |
| HILLSBOROUGH COUNTY--CONTINUED | | | | | | | | | |
| GENERAL MERCHANDISE GROUP STORES* | | | | | | | | | |
| 53 PART* | TOTAL | 61 | 61 | 35 346 | 35 346 | 4 233 | 80 363 | 1 574 | 30 |
| 531 | DEPARTMENT STORES | 9 | 9 | (D) | (D) | (D) | (D) | (D) | - |
| 533 | LIMITED PRICE VARIETY STORES | 20 | 20 | 4 355 | 4 355 | 779 | 14 047 | 397 | 10 |
| 539 | MISCELLANEOUS GENERAL MERCHANDISE STORES | 32 | 32 | (D) | (D) | (D) | (D) | (D) | 20 |
| FOOD STORES | | | | | | | | | |
| 54 | TOTAL | 352 | 244 | 72 404 | 67 688 | 4 998 | 101 465 | 1 740 | 318 |
| 541 | GROCERY STORES, INCLUDING DELICATESSENS | 278 | 200 | 67 782 | 64 540 | 4 401 | 88 694 | 1 469 | 251 |
| 542 | MEAT MARKETS; FISH (SEAFOOD) MARKETS | 9 | 5 | 692 | 562 | 54 | 1 043 | 28 | 9 |
| 543 | FRUIT STORES; VEGETABLE MARKETS | 12 | 6 | 1 067 | 439 | 37 | 722 | 18 | 15 |
| 544 | CANDY, NUT, CONFECTIONERY STORES | 16 | 12 | 615 | 587 | 80 | 1 807 | 40 | 12 |
| 545-549 | OTHER FOOD STORES | 37 | 21 | 2 248 | 1 560 | 426 | 9 199 | 185 | 31 |
| AUTOMOTIVE DEALERS | | | | | | | | | |
| 55 EX,554 | TOTAL | 130 | 100 | 49 613 | 49 013 | 4 402 | 89 318 | 949 | 72 |
| GASOLINE SERVICE STATIONS | | | | | | | | | |
| 55PT(554) | TOTAL | 180 | 148 | 15 026 | 14 174 | 1 247 | 25 723 | 432 | 182 |
| APPAREL, ACCESSORY STORES | | | | | | | | | |
| 56 | TOTAL | 136 | 112 | 17 538 | 17 068 | 2 455 | 45 965 | 836 | 80 |
| 561,567 | MEN'S, BOYS' APPAREL STORES; CUSTOM TAILORS | 27 | 23 | 3 350 | 3 186 | 428 | 7 697 | 119 | 19 |
| 562-3,568 | WOMEN'S CLOTHING, SPECIALTY STORES | 57 | 47 | 8 198 | 8 108 | 1 189 | 22 843 | 447 | 32 |
| 562 | WOMEN'S READY-TO-WEAR STORES | 38 | 30 | 5 492 | 5 420 | 868 | 15 724 | 318 | 20 |
| 563,568 | WOMEN'S ACCESSORY; SPECIALTY STORES; FURRIERS | 19 | 17 | 2 706 | 2 688 | 321 | 7 119 | 129 | 12 |
| 565 | FAMILY CLOTHING STORES | 15 | 9 | (D) | (D) | (D) | (D) | (D) | (D) |
| 566 | SHOE STORES | 31 | 27 | 2 283 | 2 223 | 260 | 4 989 | 85 | 17 |
| 564,569 | OTHER APPAREL, ACCESSORY STORES | 6 | 6 | (D) | (D) | (D) | (D) | (D) | (D) |
| FURNITURE, HOME FURNISHINGS, EQUIPMENT STORES | | | | | | | | | |
| 57 | TOTAL | 104 | 74 | 9 197 | 8 647 | 1 497 | 27 555 | 378 | 78 |
| 571 | FURNITURE, HOME FURNISHINGS STORES | 68 | 42 | 6 059 | 5 549 | 1 000 | 18 470 | 237 | 59 |
| 572,573 | HOUSEHOLD APPLIANCE, RADIO, TELEVISION, MUSIC STORES | 36 | 32 | 3 138 | 3 098 | 497 | 9 085 | 141 | 19 |
| EATING, DRINKING PLACES | | | | | | | | | |
| 58 | TOTAL | 311 | 241 | 14 286 | 13 494 | 3 218 | 66 593 | 1 678 | 259 |
| 5812 | EATING PLACES | 276 | 206 | 12 953 | 12 161 | 2 954 | 61 202 | 1 542 | 243 |
| 5813 | DRINKING PLACES (ALCOHOLIC BEVERAGES) | 35 | 35 | 1 333 | 1 333 | 264 | 5 391 | 136 | 16 |
| DRUG STORES, PROPRIETARY STORES | | | | | | | | | |
| 59PT(591) | TOTAL | 49 | 49 | 5 652 | 5 652 | 983 | 20 076 | 293 | 27 |
| 591 | DRUG STORES | 45 | 45 | (D) | (D) | (D) | (D) | (D) | (D) |
| (| PROPRIETARY STORES | 4 | 4 | (D) | (D) | (D) | (D) | (D) | (D) |
| OTHER RETAIL STORES | | | | | | | | | |
| 59 EX,591 | TOTAL | 320 | 192 | 30 969 | 29 197 | 3 000 | 58 396 | 758 | 254 |
| 592 | LIQUOR STORES | 12 | 12 | 7 294 | 7 294 | 227 | 4 197 | 51 | 1 |
| 593 | ANTIQUARIAN STORES; SEASONAL STORES | 44 | 10 | 565 | 341 | 85 | 1 507 | 25 | 45 |
| 594 | BOOK, STATIONERY STORES | 15 | 11 | 658 | 568 | 74 | 1 594 | 43 | 13 |
| 595 | SPORTING GOODS STORES; BICYCLE SHOPS | 12 | 8 | 556 | 530 | 62 | 1 084 | 15 | 11 |
| 596 | FARM, GARDEN SUPPLY STORES, INCLUDING FEED STORES | 20 | 14 | 4 498 | 4 310 | 242 | 4 129 | 59 | 10 |
| 597 | JEWELRY STORES | 22 | 18 | 2 104 | 2 088 | 488 | 8 882 | 108 | 11 |
| 598 | FUEL, ICE DEALERS | 05 | 57 | 11 536 | 10 764 | 1 288 | 27 224 | 295 | 70 |
| 599 | OTHER STORES | 100 | 62 | 3 758 | 3 302 | 534 | 9 779 | 162 | 93 |
| NONSTORE RETAILERS* | | | | | | | | | |
| 53 PART* | TOTAL | 96 | 26 | 4 870 | 4 156 | 826 | 16 125 | 220 | 83 |
| MERRIMACK COUNTY | | | | | | | | | |
| RETAIL TRADE, TOTAL | | | | | | | | | |
| | | 715 | 551 | 87 113 | 82 773 | 9 509 | 184 989 | 2 950 | 596 |
| LUMBER, BUILDING MATERIALS, HARDWARE, FARM EQUIPMENT DEALERS | | | | | | | | | |
| 52 | TOTAL | 32 | 26 | 4 559 | 4 435 | 667 | 11 777 | 155 | 18 |
| 521 | LUMBER AND OTHER BUILDING MATERIALS DEALERS | 10 | 10 | 3 168 | 3 168 | 495 | 8 581 | 112 | 3 |
| 522-524 | HEATING, PLUMBING, PAINT, ELECTRICAL STORES | 5 | 5 | 246 | 246 | 31 | 619 | 8 | 1 |
| 5251 | HARDWARE STORES | 11 | 7 | 810 | 702 | 97 | 1 765 | 22 | 8 |
| 5252 | FARM EQUIPMENT DEALERS | 6 | 4 | 335 | 319 | 44 | 812 | 13 | 6 |
| GENERAL MERCHANDISE GROUP STORES* | | | | | | | | | |
| 53 PART* | TOTAL | 31 | 31 | 8 057 | 8 057 | 1 218 | 23 285 | 477 | 27 |
| 531 | DEPARTMENT STORES | 2 | 2 | (D) | (D) | (D) | (D) | (D) | (D) |
| 533 | LIMITED PRICE VARIETY STORES | 11 | 11 | 3 612 | 3 612 | 588 | 11 026 | 294 | 6 |
| 539 | MISCELLANEOUS GENERAL MERCHANDISE STORES | 18 | 18 | (D) | (D) | (D) | (D) | (D) | (D) |

Standard Notes: - Represents zero. (D) Withheld to avoid disclosure. (NA) Not available. (X) Not applicable.
*Nonstore retailers, part of SIC major group 53, are shown separately in this table.

TABLE 5. Counties With 500 Establishments or More: 1963-Continued

| SIC code | County and kind of business | Est. bishments | | Sales | | Payroll, entire year (\$1,000) | Payroll, workweek ended nearest Nov. 15 (dollars) | Paid employees, workweek ended nearest Nov. 15 (number) | Active proprietors of unincorporated businesses (number) |
|---|--|----------------|-----------------------|-------------------------------------|---------------------------------------|--------------------------------|---|---|--|
| | | Total (number) | With payroll (number) | Total, all establishments (\$1,000) | Establishments with payroll (\$1,000) | | | | |
| MERRIMACK COUNTY--CONTINUED | | | | | | | | | |
| FOOD STORES | | | | | | | | | |
| 54 | TOTAL | 159 | 105 | 24 806 | 22 686 | 1 793 | 38 422 | 553 | 147 |
| 541 | GROCERY STORES, INCLUDING DELICATESSENS. | 140 | 86 | 23 527 | 21 511 | 1 509 | 32 656 | 461 | 131 |
| 542 | MEAT MARKETS, FISH (SEAFOOD) MARKETS | 5 | 5 | 495 | 391 | 34 | 920 | 18 | 5 |
| 543 | FRUIT STORES, VEGETABLE MARKETS | 3 | 3 | (0) | (0) | (D) | (D) | (D) | (D) |
| 544 | CANDY, NUT, CONFECTIONERY STORES | 1 | 1 | (D) | (D) | (D) | (D) | (D) | (D) |
| 545-549 | OTHER FOOD STORES | 10 | 10 | 620 | 620 | 226 | 4 382 | 61 | 8 |
| AUTOMOTIVE DEALERS | | | | | | | | | |
| 55 EX.554 | TOTAL | 46 | 38 | 15 422 | 15 122 | 1 527 | 28 196 | 308 | 25 |
| GASOLINE SERVICE STATIONS | | | | | | | | | |
| 55PT(554) | TOTAL | 84 | 66 | 6 364 | 5 740 | 509 | 9 947 | 174 | 82 |
| APPAREL, ACCESSORY STORES | | | | | | | | | |
| 56 | TOTAL | 46 | 40 | 3 899 | 3 789 | 547 | 9 620 | 159 | 32 |
| 561,567 | MEN'S, BOYS' APPAREL STORES, CUSTOM TAILORS | 12 | 10 | 767 | 761 | 94 | 1 701 | 29 | 13 |
| 562-3,568 | WOMEN'S CLOTHING, SPECIALTY STORES | 15 | 15 | 1 362 | 1 362 | 220 | 3 430 | 56 | 7 |
| 562 | WOMEN'S READY-TO-WEAR STORES | 10 | 10 | 1 090 | 1 090 | 187 | 2 816 | 45 | 5 |
| 563,568 | WOMEN'S ACCESSORY, SPECIALTY STORES, FURRIERS | 5 | 5 | 272 | 272 | 33 | 614 | 11 | 2 |
| 565 | FAMILY CLOTHING STORES | 4 | 2 | (D) | (D) | (D) | (D) | (D) | (D) |
| 566 | SHOE STORES | 11 | 9 | 782 | 728 | 90 | 1 671 | 24 | 7 |
| 564,569 | OTHER APPAREL, ACCESSORY STORES | 4 | 4 | (D) | (D) | (D) | (D) | (D) | (D) |
| FURNITURE, HOME FURNISHINGS, EQUIPMENT STORES | | | | | | | | | |
| 57 | TOTAL | 35 | 25 | 2 465 | 2 179 | 351 | 6 217 | 87 | 27 |
| 571 | FURNITURE, HOME FURNISHINGS STORES | 14 | 10 | 1 154 | 940 | 165 | 2 629 | 33 | 13 |
| 572,573 | HOUSEHOLD APPLIANCE, RADIO, TELEVISION, MUSIC STORES | 21 | 15 | 1 311 | 1 239 | 186 | 3 588 | 54 | 14 |
| EATING, DRINKING PLACES | | | | | | | | | |
| 58 | TOTAL | 104 | 92 | 4 214 | 4 080 | 912 | 19 207 | 496 | 100 |
| 5812 | EATING PLACES | 98 | 86 | 4 013 | 3 879 | 875 | 18 447 | 478 | 96 |
| 5813 | DRINKING PLACES (ALCOHOLIC BEVERAGES) | 6 | 6 | 201 | 201 | 37 | 760 | 18 | 4 |
| DRUG STORES, PROPRIETARY STORES | | | | | | | | | |
| 59PT(591) | TOTAL | 20 | 20 | 2 228 | 2 228 | 332 | 5 656 | 102 | 16 |
| 591 | DRUG STORES | 20 | 20 | 2 228 | 2 228 | 332 | 5 656 | 102 | 16 |
| | PROPRIETARY STORES | - | - | - | - | - | - | - | - |
| OTHER RETAIL STORES | | | | | | | | | |
| 59 EX.591 | TOTAL | 130 | 98 | 13 229 | 12 813 | 1 462 | 28 528 | 381 | 99 |
| 592 | LIGUOR STORES | 5 | 5 | 2 334 | 2 334 | 79 | 1 452 | 17 | - |
| 593 | ANTIQUA STORES, SECONOHAND STORES | 17 | 3 | 191 | 59 | 10 | 162 | 3 | 17 |
| 594 | BOOK, STATIONERY STORES | 8 | 6 | 358 | 346 | 76 | 1 179 | 24 | 5 |
| 595 | SPORTING GOODS STORES, BICYCLE SHOPS | 8 | 4 | 254 | 236 | 28 | 854 | 9 | 8 |
| 596 | FARM, GARDEN SUPPLY STORES, INCLUDING FEED STORES | 14 | 14 | 2 811 | 2 811 | 245 | 4 423 | 55 | 2 |
| 597 | JEWELRY STORES | 5 | 5 | 491 | 491 | 86 | 1 590 | 26 | 3 |
| 598 | FUEL, ICE DEALERS | 34 | 34 | 5 467 | 5 467 | 740 | 15 027 | 184 | 26 |
| 599 | OTHER STORES | 39 | 27 | 1 323 | 1 069 | 198 | 3 841 | 63 | 38 |
| NONSTORE RETAILERS* | | | | | | | | | |
| 53 F'RT* | TOTAL | 28 | 10 | 1 870 | 1 644 | 191 | 4 134 | 58 | 23 |
| ROCKINGHAM COUNTY | | | | | | | | | |
| RETAIL TRADE, TOTAL | | | | | | | | | |
| | | 1 155 | 827 | 149 699 | 142 697 | 15 434 | 303 750 | 4 977 | 972 |
| LUMBER, BUILDING MATERIALS, HAROWARE, FARM EQUIPMENT DEALERS | | | | | | | | | |
| 52 | TOTAL | 69 | 51 | 9 599 | 9 199 | 1 147 | 21 295 | 280 | 42 |
| 521 | LUMBER AND OTHER BUILDING MATERIALS DEALERS | 32 | 30 | 6 992 | 6 888 | 831 | 15 427 | 198 | 16 |
| 522-524 | HEATING, PLUMBING, PAINT, ELECTRICAL STORES | 9 | 5 | 583 | 531 | 72 | 1 513 | 23 | 5 |
| 5251 | HAROWARE STORES | 22 | 12 | 1 070 | 836 | 150 | 2 677 | 38 | 17 |
| 5252 | FARM EQUIPMENT DEALERS | 6 | 4 | 954 | 944 | 94 | 1 678 | 21 | 4 |
| GENERAL MERCHANDISE GROUP STORES* | | | | | | | | | |
| 53 PART* | TOTAL | 42 | 34 | 8 893 | 8 551 | 1 036 | 19 898 | 385 | 29 |
| 531 | DEPARTMENT STORES | 2 | 2 | (D) | (D) | (D) | (D) | (D) | (D) |
| 533 | LIMITED PRICE VARIETY STORES | 12 | 12 | 3 261 | 3 261 | 526 | 9 732 | 220 | 7 |
| 539 | MISCELLANEOUS GENERAL MERCHANDISE STORES | 28 | 20 | (D) | (D) | (D) | (D) | (D) | (D) |
| FOOD STORES | | | | | | | | | |
| 54 | TOTAL | 202 | 136 | 43 562 | 40 852 | 3 121 | 59 055 | 1 011 | 176 |
| 541 | GROCERY STORES, INCLUDING DELICATESSENS. | 165 | 109 | 41 928 | 39 370 | 2 877 | 54 593 | 930 | 142 |
| 542 | MEAT MARKETS, FISH (SEAFOOD) MARKETS | 10 | 8 | 605 | 553 | 47 | 833 | 14 | 11 |
| 543 | FRUIT STORES, VEGETABLE MARKETS | 5 | 1 | 77 | (D) | (D) | (D) | (D) | (D) |
| 544 | CANDY, NUT, CONFECTIONERY STORES | 8 | 6 | 468 | 462 | 68 | 1 083 | 23 | 6 |
| 545-549 | OTHER FOOD STORES | 14 | 12 | 484 | (D) | (D) | (D) | (D) | (D) |

Standard Notes: - Represents zero. (D) Withheld to avoid disclosure. (NA) Not available. (X) Not applicable.
 *Nonstore retailers, part of SIC major group 53, are shown separately in this table.

TABLE 5. Counties With 500 Establishments or More: 1963-Continued

| SIC code | County and kind of business | Establishments | | Sales | | Payroll, entire year (\$1,000) | Payroll, workweek ended nearest Nov. 15 (dollars) | Paid employees, workweek ended nearest Nov. 15 (number) | Active proprietors of unincorporated businesses (number) |
|--|--|----------------|-----------------------|-------------------------------------|---------------------------------------|--------------------------------|---|---|--|
| | | Total (number) | With payroll (number) | Total, all establishments (\$1,000) | Establishments with payroll (\$1,000) | | | | |
| <u>ROCKINGHAM COUNTY--CONTINUED</u> | | | | | | | | | |
| AUTOMOTIVE DEALERS | | | | | | | | | |
| SS EX.554 | TOTAL | 72 | 60 | 29 379 | 29 225 | 2 951 | 57 662 | 666 | 35 |
| GASOLINE SERVICE STATIONS | | | | | | | | | |
| SSPT(SS4) | TOTAL | 125 | 105 | 11 185 | 10 543 | 849 | 16 951 | 300 | 131 |
| APPAREL, ACCESSORY STORES | | | | | | | | | |
| S6 | TOTAL | 86 | 62 | 6 552 | 6 140 | 836 | 14 931 | 288 | 65 |
| 561,567 | MEN'S, BOYS' APPAREL STORES, CUSTOM TAILORS | 19 | 13 | 1 488 | 1 362 | 141 | 2 531 | 40 | 17 |
| 562-3,568 | WOMEN'S CLOTHING, SPECIALTY STORES | 36 | 30 | 2 922 | 2 862 | 435 | 7 758 | 171 | 27 |
| S62 | WOMEN'S READY-TO-WEAR STORES | 19 | 17 | 1 120 | 1 112 | 132 | 2 965 | 67 | 17 |
| 563,568 | WOMEN'S ACCESSORY, SPECIALTY STORES, FURRIERS | 17 | 13 | 1 802 | 1 750 | 303 | 4 793 | 104 | 10 |
| S65 | FAMILY CLOTHING STORES | 12 | 6 | 835 | 711 | 71 | 1 289 | 28 | 10 |
| S66 | SHOE STORES | 14 | 10 | 1 167 | 1 115 | 178 | 3 170 | 43 | 6 |
| 564,569 | OTHER APPAREL, ACCESSORY STORES | 5 | 3 | 140 | 90 | 11 | 183 | 6 | 5 |
| FURNITURE, HOME FURNISHINGS, EQUIPMENT STORES | | | | | | | | | |
| S7 | TOTAL | 66 | 46 | 4 456 | 4 210 | 723 | 15 321 | 170 | 48 |
| S71 | FURNITURE, HOME FURNISHINGS STORES | 38 | 22 | 2 536 | 2 346 | 386 | 8 129 | 92 | 33 |
| S72,S73 | HOUSEHOLD APPLIANCE, RADIO, TELEVISION, MUSIC STORES | 28 | 24 | 1 920 | 1 864 | 337 | 7 192 | 78 | 15 |
| EATING, DRINKING PLACES | | | | | | | | | |
| S8 | TOTAL | 211 | 165 | 9 907 | 9 469 | 2 109 | 47 975 | 1 187 | 204 |
| S812 | EATING PLACES | 194 | 148 | 9 450 | 9 012 | 2 018 | 46 197 | 1 143 | 193 |
| S813 | DRINKING PLACES (ALCOHOLIC BEVERAGES) | 17 | 17 | 457 | 457 | 91 | 1 778 | 44 | 11 |
| DRUG STORES, PROPRIETARY STORES | | | | | | | | | |
| S9PT(S91) | TOTAL | 27 | 25 | 2 817 | 2 741 | 427 | 8 096 | 134 | 17 |
| S91 | DRUG STORES | 24 | 22 | 2 578 | 2 528 | 400 | 7 368 | 115 | 17 |
| | PROPRIETARY STORES | 3 | 3 | 239 | 213 | 27 | 728 | 19 | - |
| OTHER RETAIL STORES | | | | | | | | | |
| 59 EX,S91 | TOTAL | 193 | 133 | 21 297 | 20 269 | 2 078 | 39 276 | 503 | 171 |
| S92 | LIQUOR STORES | 11 | 11 | 5 371 | 5 371 | 204 | 3 554 | 49 | 5 |
| S93 | ANTIQUA STORES, SECONDHAND STORES | 26 | 10 | 318 | 162 | 24 | 460 | 12 | 27 |
| S94 | BOOK, STATIONERY STORES | 8 | 6 | 319 | 315 | 33 | 609 | 15 | 14 |
| S95 | SPORTING GOODS STORES, BICYCLE SHOPS | 10 | 2 | 242 | (D) | (D) | (D) | (D) | (D) |
| S96 | FARM, GARDEN SUPPLY STORES, INCLUDING FEED STORES | 14 | 14 | 2 635 | 2 635 | 223 | 4 479 | 47 | 5 |
| S97 | JEWELRY STORES | 12 | 8 | 810 | 770 | 109 | 1 796 | 32 | 8 |
| S98 | FUEL, ICE DEALERS | 57 | 41 | 8 344 | 7 912 | 1 143 | 21 769 | 228 | 45 |
| S99 | OTHER STORES | 55 | 41 | 3 258 | (D) | (D) | (D) | (D) | (D) |
| NONSTORE RETAILERS* | | | | | | | | | |
| S3 PART* | TOTAL | 62 | 10 | 2 052 | 1 498 | 157 | 3 290 | 53 | 54 |
| <u>STRAFFORD COUNTY</u> | | | | | | | | | |
| RETAIL TRADE, TOTAL | | | | | | | | | |
| | | 722 | 520 | 79 095 | 74 807 | 8 143 | 166 159 | 2 609 | 666 |
| LUMBER, BUILDING MATERIALS, HARDWARE, FARM EQUIPMENT DEALERS | | | | | | | | | |
| S2 | TOTAL | 32 | 28 | 3 913 | 3 849 | 482 | 10 285 | 148 | 21 |
| S21 | LUMBER AND OTHER BUILDING MATERIALS DEALERS | 8 | 8 | 1 851 | 1 851 | 263 | 5 717 | 70 | 6 |
| S22-S24 | HEATING, PLUMBING, PAINT, ELECTRICAL STORES | 5 | 5 | (D) | (D) | (D) | (D) | (D) | 4 |
| S251 | HARDWARE STORES | 15 | 13 | 1 325 | 1 289 | 142 | 2 908 | 55 | 9 |
| S252 | FARM EQUIPMENT DEALERS | 4 | 2 | (D) | (D) | (D) | (D) | (D) | (D) |
| GENERAL MERCHANDISE GROUP STORES* | | | | | | | | | |
| S3 PART* | TOTAL | 24 | 20 | 5 643 | 5 557 | 644 | 13 856 | 236 | 16 |
| S31 | DEPARTMENT STORES | 2 | 2 | (D) | (D) | (D) | (D) | (D) | (D) |
| S33 | LIMITED PRICE VARIETY STORES | 9 | 9 | 1 550 | 1 550 | 261 | 5 618 | 119 | 2 |
| S39 | MISCELLANEOUS GENERAL MERCHANDISE STORES | 13 | 9 | (D) | (D) | (D) | (D) | 47 | 14 |
| FOOD STORES | | | | | | | | | |
| S4 | TOTAL | 167 | 97 | 25 253 | 22 691 | 1 663 | 39 208 | 590 | 171 |
| S41 | GROCERY STORES, INCLUDING DELICATESSENS | 141 | 81 | 23 961 | 21 749 | 1 548 | 36 816 | 535 | 145 |
| S42 | MEAT MARKETS, FISH (SEAFOOD) MARKETS | 13 | 5 | 807 | 465 | 26 | 627 | 12 | 13 |
| S43 | FRUIT STORES, VEGETABLE MARKETS | 1 | 1 | (D) | (D) | (D) | (D) | (D) | (D) |
| S44 | CANDY, NUT, CONFECTIONERY STORES | 3 | 3 | 41 | 41 | 6 | 93 | 5 | 3 |
| S45-549 | OTHER FOOD STORES | 9 | 7 | (D) | (D) | (D) | (D) | (D) | (D) |
| AUTOMOTIVE DEALERS | | | | | | | | | |
| SS EX.554 | TOTAL | 41 | 35 | 12 646 | 12 512 | 1 215 | 24 456 | 272 | 32 |
| GASOLINE SERVICE STATIONS | | | | | | | | | |
| 55PT(554) | TOTAL | 61 | 59 | 5 376 | 5 276 | 503 | 10 134 | 164 | 60 |

Standard Notes: - Represents zero. (D) Withheld to avoid disclosure. (NA) Not available. (X) Not applicable.
 *Nonstore retailers, part of SIC major group 53, are shown separately in this table.

TABLE 5. Counties With 500 Establishments or More: 1963-Continued

| SIC code | Standard metropolitan statistical area and kind of business | Establishments | | Sales | | Payroll, entire year (\$1,000) | Payroll, workweek ended nearest Nov. 15 (dollars) | Paid employees, workweek ended nearest Nov. 15 (number) | Active proprietors of unincorporated businesses (number) |
|---|--|----------------|-----------------------|-------------------------------------|---------------------------------------|--------------------------------|---|---|--|
| | | Total (number) | With payroll (number) | Total, all establishments (\$1,000) | Establishments with payroll (\$1,000) | | | | |
| STRAFFORD COUNTY--CONTINUED | | | | | | | | | |
| APPAREL, ACCESSORY STORES | | | | | | | | | |
| S6 | TOTAL | 53 | 45 | 4 435 | 4 357 | 503 | 9 467 | 169 | 43 |
| S61,S67 | MEN'S, BOYS' APPAREL STORES, CUSTOM TAILORS | 9 | 9 | 1 135 | 1 135 | 127 | 2 114 | 35 | 9 |
| S62-3,S68 | WOMEN'S CLOTHING, SPECIALTY STORES | 21 | 19 | 1 532 | 1 492 | 169 | 3 356 | 67 | 19 |
| S62 | WOMEN'S READY-TO-WEAR STORES | 15 | 13 | 1 223 | 1 183 | 135 | 2 690 | 53 | 15 |
| S63,S68 | WOMEN'S ACCESSORY, SPECIALTY STORES, FURRIERS | 6 | 6 | 309 | 309 | 34 | 666 | 14 | 4 |
| S65 | FAMILY CLOTHING STORES | 12 | 6 | 1 009 | 971 | 126 | 2 468 | 39 | 8 |
| S66 | SHOE STORES | 7 | 7 | 498 | 498 | 49 | 905 | 19 | 5 |
| S64,S69 | OTHER APPAREL, ACCESSORY STORES | 4 | 4 | 261 | 261 | 32 | 624 | 9 | 2 |
| FURNITURE, HOME FURNISHINGS, EQUIPMENT STORES | | | | | | | | | |
| S7 | TOTAL | 41 | 31 | 2 596 | 2 428 | 362 | 7 727 | 86 | 35 |
| S71 | FURNITURE, HOME FURNISHINGS STORES | 15 | 13 | 1 134 | 1 072 | 192 | 3 622 | 45 | 13 |
| S72,S73 | HOUSEHOLD APPLIANCE, RADIO, TELEVISION, MUSIC STORES | 26 | 18 | 1 462 | 1 356 | 170 | 4 105 | 41 | 22 |
| EATING, DRINKING PLACES | | | | | | | | | |
| S8 | TOTAL | 134 | 98 | 4 014 | 3 662 | 817 | 15 605 | 423 | 140 |
| S812 | EATING PLACES | 119 | 87 | 3 743 | 3 429 | 769 | 14 755 | 401 | 126 |
| S813 | DRINKING PLACES (ALCOHOLIC BEVERAGES) | 15 | 11 | 271 | 233 | 48 | 850 | 22 | 14 |
| DRUG STORES, PROPRIETARY STORES | | | | | | | | | |
| S9PT(S91) | TOTAL | 12 | 12 | 1 805 | 1 805 | 246 | 5 105 | 103 | 12 |
| S91 | DRUG STORES | 10 | 10 | (D) | (D) | (D) | (D) | (D) | (D) |
| (| PROPRIETARY STORES | 2 | 2 | (D) | (D) | (D) | (D) | (D) | (D) |
| OTHER RETAIL STORES | | | | | | | | | |
| S9 EX,S91 | TOTAL | 114 | 84 | 11 136 | 10 698 | 1 404 | 24 242 | 312 | 93 |
| S92 | LIQUOR STORES | 5 | 5 | 1 912 | 1 912 | 73 | 1 288 | 16 | 1 |
| S93 | ANTIQUE STORES, SECONDHAND STORES | 14 | 6 | 220 | 162 | 43 | 817 | 9 | 15 |
| S94 | BOOK, STATIONERY STORES | 5 | 5 | 328 | 328 | 48 | 903 | 17 | 4 |
| S95 | SPORTING GOODS STORES, BICYCLE SHOPS | 5 | 1 | 156 | (D) | (D) | (D) | (D) | (D) |
| S96 | FARM, GARDEN SUPPLY STORES, INCLUDING FEED STORES | 4 | 4 | 1 878 | 1 878 | 111 | 1 899 | 24 | 1 |
| S97 | JEWELRY STORES | 8 | 6 | 482 | 478 | 91 | 1 642 | 22 | 6 |
| S98 | FUEL, ICE DEALERS | 34 | 26 | 3 969 | 3 661 | 581 | 10 353 | 119 | 30 |
| S99 | OTHER STORES | 39 | 31 | 2 191 | (D) | (D) | (D) | (D) | 32 |
| NONSTORE RETAILERS* | | | | | | | | | |
| 53 PART* | TOTAL | 43 | 11 | 2 278 | 1 972 | 304 | 6 074 | 106 | 43 |

Standard Notes: - Represents zero. (D) Withheld to avoid disclosure. (NA) Not available. (X) Not applicable.
 *Nonstore retailers, part of SIC major group 53, are shown separately in this table.

TABLE 6. Cities With 500 Establishments or More: 1963

| SIC code | City and kind of business | Establishments | | Sales | | Payroll, entire year (\$1,000) | Payroll, workweek ended nearest Nov. 15 (dollars) | Paid employees, workweek ended nearest Nov. 15 (number) | Active proprietors of unincorporated businesses (number) |
|-----------|--|----------------|-----------------------|-------------------------------------|---------------------------------------|--------------------------------|---|---|--|
| | | Total (number) | With payroll (number) | Total, all establishments (\$1,000) | Establishments with payroll (\$1,000) | | | | |
| | <u>MANCHESTER</u> | | | | | | | | |
| | RETAIL TRADE, TOTAL | 922 | 660 | 151 498 | 145 894 | 16 548 | 328 678 | 5 350 | 733 |
| | LUMBER, BUILDING MATERIALS, HARDWARE, FARM EQUIPMENT DEALERS | | | | | | | | |
| | TOTAL | 25 | 19 | 6 385 | 6 321 | 1 060 | 19 041 | 243 | 13 |
| S2 | LUMBER AND OTHER BUILDING MATERIALS DEALERS | 7 | 5 | (D) | (D) | (D) | (D) | (D) | (D) |
| S22-S24 | HEATING, PLUMBING, PAINT, ELECTRICAL STORES | 7 | 5 | 667 | 637 | 56 | 1 311 | 14 | 4 |
| S251 | HARDWARE STORES | 9 | 7 | 3 336 | 3 326 | 671 | 13 147 | 176 | 5 |
| S252 | FARM EQUIPMENT DEALERS | 2 | 2 | (D) | (D) | (D) | (D) | (D) | (D) |
| | GENERAL MERCHANDISE GROUP STORES* | | | | | | | | |
| | TOTAL | 26 | 26 | 25 088 | 25 088 | 2 925 | 56 250 | 1 093 | 11 |
| S3 PART* | DEPARTMENT STORES | 7 | 7 | 19 217 | 19 217 | 2 096 | 40 332 | 693 | - |
| S31 | LIMITED PRICE VARIETY STORES | 7 | 7 | (D) | (D) | (D) | (D) | (D) | (D) |
| S33 | MISCELLANEOUS GENERAL MERCHANDISE STORES | 12 | 12 | (D) | (D) | (D) | (D) | (D) | (D) |
| S39 | | | | | | | | | |
| | FOOD STORES | | | | | | | | |
| | TOTAL | 191 | 131 | 38 444 | 35 868 | 2 694 | 54 996 | 938 | 171 |
| S4 | GROCERY STORES, INCLUDING DELICATESSENS | 155 | 105 | 36 285 | 34 181 | 2 385 | 49 123 | 793 | 139 |
| S41 | MEAT MARKETS, FISH (SEAFOOD) MARKETS | 6 | 4 | (D) | (D) | (D) | (D) | (D) | (D) |
| S42 | FRUIT STORES, VEGETABLE MARKETS | 5 | 3 | (D) | (D) | (D) | (D) | (D) | (D) |
| S43 | CANDY, NUT, CONFECTIONRY STORES | 8 | 6 | 312 | 292 | 46 | 1 178 | 25 | 4 |
| S44 | OTHER FOOD STORES | 17 | 13 | 910 | 760 | 209 | 4 770 | 90 | 13 |
| S45-S49 | | | | | | | | | |
| | AUTOMOTIVE DEALERS | | | | | | | | |
| | TOTAL | 68 | 46 | (D) | (D) | (D) | (D) | (D) | (D) |
| SS EX,SS4 | GASOLINE SERVICE STATIONS | | | | | | | | |
| | TOTAL | 96 | 76 | 8 019 | 7 455 | 647 | 13 352 | 221 | 99 |
| SSPT(S54) | APPAREL, ACCESSORY STORES | | | | | | | | |
| | TOTAL | 85 | 63 | (D) | (D) | (D) | (D) | (D) | (D) |
| S6 | MEN'S, BOYS' APPAREL STORES, CUSTOM TAILORS | 16 | 12 | 1 919 | 1 755 | 198 | 4 262 | 59 | 9 |
| S61,S67 | WOMEN'S CLOTHING, SPECIALTY STORES | 36 | 28 | (D) | (D) | (D) | (D) | (D) | (D) |
| S62-3,S68 | WOMEN'S READY-TO-WEAR STORES | 23 | 17 | 3 366 | 3 318 | 500 | 9 248 | 183 | 12 |
| S62 | WOMEN'S ACCESSORY, SPECIALTY STORES, FURRIERS | 13 | 11 | (D) | (D) | (D) | (D) | (D) | (D) |
| S63,S68 | FAMILY CLOTHING STORES | 11 | 5 | 2 450 | 2 294 | 360 | 6 626 | 111 | 6 |
| S65 | SHOE STORES | 18 | 14 | (D) | (D) | (D) | (D) | (D) | (D) |
| S66 | OTHER APPAREL, ACCESSORY STORES | 4 | 4 | 541 | 541 | 94 | 1 792 | 37 | 4 |
| S64,S69 | | | | | | | | | |
| | FURNITURE, HOME FURNISHINGS, EQUIPMENT STORES | | | | | | | | |
| | TOTAL | 53 | 39 | (D) | (D) | (D) | (D) | (D) | (D) |
| S7 | FURNITURE, HOME FURNISHINGS STORES | 34 | 22 | 3 441 | 3 237 | 622 | 11 090 | 142 | 31 |
| S71 | HOUSEHOLD APPLIANCE, RADIO, TELEVISION, MUSIC STORES | 19 | 17 | (D) | (D) | (D) | (D) | (D) | (D) |
| S72,S73 | | | | | | | | | |
| | EATING, DRINKING PLACES | | | | | | | | |
| | TOTAL | 164 | 132 | 7 891 | 7 457 | 1 758 | 37 720 | 936 | 144 |
| S8 | EATING PLACES | 139 | 107 | 6 946 | 6 512 | 1 570 | 33 772 | 830 | 132 |
| S812 | DRINKING PLACES (ALCOHOLIC BEVERAGES) | 25 | 25 | 945 | 945 | 188 | 3 948 | 106 | 12 |
| S813 | | | | | | | | | |
| | DRUG STORES, PROPRIETARY STORES | | | | | | | | |
| | TOTAL | 28 | 28 | (D) | (D) | (D) | (D) | (D) | (D) |
| S9PT(S91) | DRUG STORES | 25 | 25 | 3 045 | 3 045 | 584 | 11 799 | 162 | 15 |
| S91 | PROPRIETARY STORES | 3 | 3 | (D) | (D) | (D) | (D) | (D) | (D) |
| | OTHER RETAIL STORES | | | | | | | | |
| | TOTAL | 139 | 87 | 14 525 | 13 933 | 1 588 | 30 806 | 381 | 108 |
| S9 EX,S91 | LIQUOR STORES | 6 | 6 | 3 938 | 3 938 | 120 | 2 248 | 27 | 1 |
| S92 | ANTIQUA STORES, SECONDHAND STORES | 13 | 3 | 290 | 248 | 69 | 1 259 | 17 | 12 |
| S93 | BOOK, STATIONERY STORES | 9 | 5 | (D) | (D) | (D) | (D) | (D) | (D) |
| S94 | SPORTING GOODS STORES, BICYCLE SHOPS | 6 | 4 | 271 | 259 | 21 | 384 | 7 | 7 |
| S95 | FARM, GARDEN SUPPLY STORES, INCLUDING FEED STORES | 4 | 4 | (D) | (D) | (D) | (D) | (D) | (D) |
| S96 | JEWELRY STORES | 12 | 10 | 1 432 | 1 420 | 362 | 6 874 | 79 | 4 |
| S97 | FUEL, ICE DEALERS | 44 | 22 | 4 707 | (D) | (D) | (D) | (D) | (D) |
| S98 | OTHER STORES | 45 | 33 | 2 060 | 1 966 | 360 | 6 664 | 94 | 38 |
| S99 | | | | | | | | | |
| | NONSTORE RETAILERS* | | | | | | | | |
| S3 PART* | TOTAL | 47 | 13 | 2 537 | 2 157 | 410 | 7 744 | 96 | 40 |

Standard Notes: - Represents zero. (D) Withheld to avoid disclosure. (NA) Not available. (X) Not applicable.
 *Nonstore retailers, part of SIC major group 53, are shown separately in this table.

TABLE 7. In-Plant Food Contractors: 1963

| SIC code | City and kind of business | Establishments | | Sales | | Payroll, entire year (\$1,000) | Payroll, workweek ended nearest Nov. 15 (dollars) | Paid employees, workweek ended nearest Nov. 15 (number) | Active proprietors of unincorporated businesses (number) |
|-----------|--|-------------------|--------------------------|--|--|-----------------------------------|--|--|---|
| | | Total (number) | With payroll (number) | Total, all establishments (\$1,000) | Establishments with payroll (\$1,000) | | | | |
| | <u>NEW HAMPSHIRE</u> | | | | | | | | |
| 5812 PART | IN-PLANT FOOD CONTRACTORS, TOTAL | 15 | 15 | 434 | 434 | 112 | 2,107 | 53 | 13 |
| | RESTAURANTS, LUNCHROOMS | 5 | 5 | (D) | (D) | (D) | (D) | (D) | (D) |
| | CAFETERIAS | 8 | 8 | 215 | 215 | 57 | 1,108 | 21 | 6 |
| | REFRESHMENT PLACES | 2 | 2 | (D) | (D) | (D) | (D) | (D) | (D) |
| | <u>MANCHESTER SMSA</u> | | | | | | | | |
| 5812 PART | IN-PLANT FOOD CONTRACTORS, TOTAL | 5 | 5 | 169 | 169 | 48 | 870 | 24 | 5 |
| | RESTAURANTS, LUNCHROOMS | 3 | 3 | (D) | (D) | (D) | (D) | (D) | (D) |
| | CAFETERIAS | 1 | 1 | (D) | (D) | (D) | (D) | (D) | (D) |
| | REFRESHMENT PLACES | 1 | 1 | (D) | (D) | (D) | (D) | (D) | (D) |

Standard Notes: — Represents zero. (D) Withheld to avoid disclosure. (NA) Not available. (X) Not applicable.

TABLE 8. Commissaries, Exchanges, and Eating and Drinking Places Operated for Military Personnel by the U. S. Department of Defense: 1963

[These data were collected by the Department of Defense and are not included in any of the tabulations of the 1963 Census of Business]

| County | Sales (\$1,000) | Civilian payroll, entire year (\$1,000) | Civilian employees, workweek ended nearest Nov. 15 (number) | Civilian payroll, workweek ended nearest Nov. 15 (dollars) | Sales (\$1,000) | Civilian payroll, entire year (\$1,000) | Civilian employees, workweek ended nearest Nov. 15 (number) | Civilian payroll, workweek ended nearest Nov. 15 (dollars) |
|---------------------------------|--------------------|--|--|---|----------------------------|--|--|---|
| | TOTAL | | | | COMMISSARIES | | | |
| NEW HAMPSHIRE, TDOTAL | 6 984 | 569 | 158 | X 11 745 | 3 784 | 146 | 29 | 2 747 |
| ROCKINGHAM | 6 984 | 569 | 158 | X 11 745 | 3 784 | 146 | 29 | 2 747 |
| | EXCHANGES | | | | EATING AND DRINKING PLACES | | | |
| NEW HAMPSHIRE, TOTAL | 2 859 | 373 | 110 | 7 989 | 341 | 50 | 19 | 1 009 |
| ROCKINGHAM | 2 859 | 373 | 110 | 7 989 | 341 | 50 | 19 | 1 009 |

Standard Notes: — Represents zero. (D) Withheld to avoid disclosure. (NA) Not available. (X) Not applicable. † Revised.

TABLE 9. Counties; Cities of 2,500 Inhabitants or More: 1958

| County and city | Establishments | | Sales | | Payroll, entire year (\$1,000) | County and city | Establishments | | Sales | | Payroll, entire year (\$1,000) |
|---------------------------------------|----------------|-----------------------|-------------------------------------|---------------------------------------|--------------------------------|---|----------------|-----------------------|-------------------------------------|---------------------------------------|--------------------------------|
| | Total (number) | With payroll (number) | Total, all establishments (\$1,000) | Establishments with payroll (\$1,000) | | | Total (number) | With payroll (number) | Total, all establishments (\$1,000) | Establishments with payroll (\$1,000) | |
| NEW HAMPSHIRE, TOTAL | 7 387 | 5 025 | 703 516 | 653 898 | 68 900 | HILLSBOROUGH COUNTY—CON. REMAINDER OF COUNTY | 494 | 278 | 35 796 | 31 546 | 2 728 |
| BELKNAP COUNTY | 414 | 278 | 38 161 | 35 427 | 3 809 | MILFORD TOWN | 96 | 60 | 8 133 | 7 377 | 697 |
| LACONIA | 250 | 172 | 27 294 | 25 502 | 2 842 | MERRIMACK COUNTY | 805 | 527 | 72 825 | 66 753 | 7 043 |
| REMAINDER OF COUNTY | 164 | 106 | 10 867 | 9 925 | 967 | CONCORD | 376 | 274 | 45 414 | 42 822 | 4 757 |
| CARROLL COUNTY | 326 | 222 | 22 543 | 20 687 | 1 996 | FRANKLIN | 99 | 75 | 9 019 | 8 509 | 880 |
| CHESHIRE COUNTY | 465 | 319 | 45 404 | 42 474 | 4 258 | REMAINDER OF COUNTY | 330 | 178 | 18 392 | 15 422 | 1 406 |
| KEENE | 244 | 182 | 30 236 | 28 926 | 3 154 | ROCKINGHAM COUNTY | 1 115 | 777 | 115 142 | 107 764 | 11 016 |
| REMAINDER OF COUNTY | 221 | 137 | 15 168 | 13 548 | 1 104 | PORTSMOUTH | 313 | 239 | 46 623 | 45 097 | 4 932 |
| COOS COUNTY | 493 | 333 | 38 554 | 35 488 | 3 463 | REMAINDER OF COUNTY | 802 | 538 | 68 519 | 62 667 | 6 084 |
| BERLIN | 229 | 149 | 20 082 | 18 180 | 1 971 | QERRY TOWN | 94 | 64 | 7 918 | 7 440 | 782 |
| REMAINDER OF COUNTY | 264 | 184 | 18 472 | 17 308 | 1 492 | EXETER TOWN | 101 | 79 | 14 388 | 13 462 | 1 176 |
| GRAFTON COUNTY ¹ | 705 | 503 | 59 246 | 55 138 | 5 543 | STRAFFORD COUNTY | 722 | 502 | 62 132 | 57 158 | 5 996 |
| HANOVER TOWN | 48 | 40 | 7 440 | 7 192 | 864 | OOVER | 249 | 189 | 29 938 | 28 680 | 3 092 |
| LEBANON TOWN | 137 | 99 | 13 997 | 13 445 | 1 344 | ROCHESTER | 213 | 155 | 16 717 | 15 635 | 1 643 |
| LITTLETON TOWN | 100 | 78 | 10 014 | 9 606 | 1 110 | SOMERSWORTH | 118 | 76 | 7 543 | 6 369 | 567 |
| HILLSBOROUGH COUNTY | 1 986 | 1 316 | 218 850 | 204 470 | 22 971 | REMAINDER OF COUNTY | 142 | 82 | 7 934 | 6 474 | 694 |
| MANCHESTER | 1 080 | 732 | 129 308 | 121 084 | 14 733 | OURHAM TOWN | 23 | 15 | 1 677 | 1 575 | 171 |
| NASHUA | 412 | 306 | 53 746 | 51 840 | 5 510 | SULLIVAN COUNTY | 356 | 248 | 30 659 | 28 539 | 2 805 |
| | | | | | | CLAREMONT | 186 | 148 | 19 812 | 18 830 | 1 916 |
| | | | | | | REMAINDER OF COUNTY | 170 | 100 | 10 847 | 9 709 | 889 |
| | | | | | | NEWPORT TOWN | 90 | 60 | 7 518 | 6 932 | 678 |

Standard Notes: —Represents zero. (D) Withheld to avoid disclosure. (NA) Not available. (X) Not applicable.
¹There are no cities in this county. Places shown are towns.

TABLE 10. Standard Metropolitan Statistical Areas: 1958

[Data are based on 1964 SMSA definitions]

| SIC code | Kind of business | Establishments | | Sales | |
|------------|---|----------------|-----------------------|-------------------------------------|---------------------------------------|
| | | Total (number) | With payroll (number) | Total, all establishments (\$1,000) | Establishments with payroll (\$1,000) |
| | RETAIL TRADE, TOTAL | 1 206 | 785 | 137 474 | 126 698 |
| 52 | LUMBER, BLOG MATLS, HOWE, FARM EQUIP. DEALERS | 47 | 33 | 7 703 | 7 361 |
| 53 PART* | GENERAL MERCHANDISE GROUP STORES* | 50 | 28 | 18 059 | 17 369 |
| 54 | FOOD STORES | 263 | 159 | 33 648 | 30 420 |
| 55 EX. 554 | AUTOMOTIVE DEALERS | 72 | 46 | 22 550 | 21 358 |
| 55PT(554) | GASOLINE SERVICE STATIONS | 106 | 82 | 7 229 | 6 305 |
| 56 | APPAREL, ACCESSORY STORES | 95 | 79 | 11 794 | 11 510 |
| 57 | FURNITURE, HOME FURNISHINGS, EQUIPMENT STORES | 66 | 49 | 6 064 | 5 796 |
| 58 | EATING, DRINKING PLACES | 197 | 149 | 7 545 | 6 375 |
| 59PT(591) | DRUG STORES, PROPRIETARY STORES | 30 | 30 | 3 394 | 3 394 |
| 59 EX. 591 | OTHER RETAIL STORES | 218 | 110 | 16 104 | 14 038 |
| 53 PART* | NONSTORE RETAILERS* | 62 | 20 | 3 384 | 2 772 |

Standard Notes: — Represents zero. (D) Withheld to avoid disclosure. (NA) Not available. (X) Not applicable.
 *Nonstore retailers, part of SIC major group 53, are shown separately in this table.

TABLE 11. Counties with 500 Establishments or More: 1958

| SIC code | Kind of business | Establishments | | Sales | | Establishments | | Sales | |
|-----------|---|------------------|-----------------------|-------------------------------------|---------------------------------------|---------------------|-----------------------|-------------------------------------|---------------------------------------|
| | | Total (number) | With payroll (number) | Total, all establishments (\$1,000) | Establishments with payroll (\$1,000) | Total (number) | With payroll (number) | Total, all establishments (\$1,000) | Establishments with payroll (\$1,000) |
| | | GRAFTON COUNTY | | | | HILLSBOROUGH COUNTY | | | |
| | RETAIL TRADE, TOTAL | 705 | 503 | 59 246 | 55 138 | 1 986 | 1 316 | 218 850 | 204 470 |
| 52 | LUMBER, BLDG MATLS, HOWE, FARM EQUIP. DEALERS . . . | 38 | 28 | 3 626 | 3 509 | 86 | 62 | 13 206 | 12 762 |
| 53 PART* | GENERAL MERCHANDISE GROUP STORES* | 53 | 31 | 4 162 | 3 696 | 97 | 59 | 23 738 | 22 866 |
| 54 | FOOD STORES | 126 | 94 | 16 779 | 15 419 | 432 | 274 | 59 966 | 55 442 |
| 55 EX.554 | AUTOMOTIVE DEALERS | 48 | 44 | 11 112 | 11 064 | 129 | 89 | 34 964 | 33 266 |
| 55PT(554) | GASOLINE SERVICE STATIONS | 86 | 58 | 4 024 | 3 350 | 190 | 140 | 12 871 | 11 395 |
| 56 | APPAREL, ACCESSORY STORES | 34 | 32 | 2 681 | (D) | 157 | 125 | 16 438 | 15 940 |
| 57 | FURNITURE, HOME FURNISHINGS, EQUIPMENT STORES . . . | 58 | 28 | 2 463 | 2 023 | 108 | 86 | 8 794 | 8 518 |
| 58 | EATING, DRINKING PLACES | 95 | 77 | 2 429 | 2 255 | 301 | 225 | 11 126 | 10 098 |
| 59PT(591) | DRUG STORES, PROPRIETARY STORES | 23 | 21 | 1 901 | (D) | 52 | 50 | 5 387 | (O) |
| 59 EX.591 | OTHER RETAIL STORES | 128 | 84 | 9 421 | 8 793 | 343 | 177 | 28 011 | 25 375 |
| 53 PART* | NONSTORE RETAILERS* | 16 | 6 | 648 | 526 | 91 | 29 | 4 349 | (O) |
| | | MERRIMACK COUNTY | | | | ROCKINGHAM COUNTY | | | |
| | RETAIL TRADE, TOTAL | 805 | 527 | 72 825 | 66 753 | 1 115 | 777 | 115 142 | 107 764 |
| 52 | LUMBER, BLDG MATLS, HOWE, FARM EQUIP. DEALERS . . . | 32 | 22 | 2 939 | 2 783 | 71 | 47 | 7 092 | 6 902 |
| 53 PART* | GENERAL MERCHANDISE GROUP STORES* | 36 | 18 | 4 623 | 4 135 | 47 | 31 | 4 919 | 4 545 |
| 54 | FOOD STORES | 175 | 107 | 20 482 | 18 280 | 241 | 147 | 31 677 | 28 411 |
| 55 EX.554 | AUTOMOTIVE DEALERS | 44 | 28 | 11 361 | 10 577 | 70 | 62 | 21 214 | 20 804 |
| 55PT(554) | GASOLINE SERVICE STATIONS | 94 | 64 | 5 997 | 5 243 | 106 | 88 | 8 288 | 7 832 |
| 56 | APPAREL, ACCESSORY STORES | 60 | 48 | 4 433 | 4 255 | 79 | 55 | 5 493 | 5 093 |
| 57 | FURNITURE, HOME FURNISHINGS, EQUIPMENT STORES . . . | 44 | 30 | 2 187 | 1 991 | 57 | 43 | 3 808 | 3 574 |
| 58 | EATING, DRINKING PLACES | 129 | 93 | 4 340 | 3 872 | 215 | 167 | 8 996 | 8 496 |
| 59PT(591) | DRUG STORES, PROPRIETARY STORES | 24 | 24 | 2 095 | 2 095 | 21 | 21 | 2 563 | 2 563 |
| 59 EX.591 | OTHER RETAIL STORES | 142 | 88 | 13 935 | 13 245 | 179 | 111 | 18 048 | (D) |
| 53 PART* | NONSTORE RETAILERS* | 25 | 5 | 433 | 277 | 29 | 5 | 11 044 | (O) |
| | | STRAFFORD COUNTY | | | | | | | |
| | RETAIL TRADE, TOTAL | 722 | 502 | 62 132 | 57 158 | | | | |
| 52 | LUMBER, BLDG MATLS, HOWE, FARM EQUIP. DEALERS . . . | 41 | 27 | 4 296 | 4 150 | | | | |
| 53 PART* | GENERAL MERCHANDISE GROUP STORES* | 26 | 18 | 4 572 | 4 342 | | | | |
| 54 | FOOD STORES | 145 | 91 | 17 862 | 15 862 | | | | |
| 55 EX.554 | AUTOMOTIVE DEALERS | 38 | 26 | 7 321 | 7 193 | | | | |
| 55PT(554) | GASOLINE SERVICE STATIONS | 77 | 57 | 4 384 | 3 750 | | | | |
| 56 | APPAREL, ACCESSORY STORES | 71 | 59 | 6 223 | 5 995 | | | | |
| 57 | FURNITURE, HOME FURNISHINGS, EQUIPMENT STORES . . . | 56 | 34 | 3 304 | 2 898 | | | | |
| 58 | EATING, DRINKING PLACES | 119 | 91 | 3 082 | 2 796 | | | | |
| 59PT(591) | DRUG STORES, PROPRIETARY STORES | 18 | 18 | 1 724 | 1 724 | | | | |
| 59 EX.591 | OTHER RETAIL STORES | 108 | 74 | 8 920 | 8 152 | | | | |
| 53 PART* | NONSTORE RETAILERS* | 23 | 7 | 444 | 296 | | | | |

Standard Notes: - Represents zero. (D) Withheld to avoid disclosure. (NA) Not available. (X) Not applicable.


*Nonstore retailers, part of SIC major group 53, are shown separately in this table.

¹Data have been revised since original publication.

TABLE 12. Cities with 500 Establishments or More: 1958

| SIC code | Kind of business | Establishments | | Sales | |
|------------|---|----------------|-----------------------|-------------------------------------|---------------------------------------|
| | | Total (number) | With payroll (number) | Total, all establishments (\$1,000) | Establishments with payroll (\$1,000) |
| MANCHESTER | | | | | |
| | RETAIL TRADE, TOTAL | 1 080 | 732 | 129 308 | 121 084 |
| 52 | LUMBER, BLDG MATLS, HOWE, FARM EQUIP. DEALERS . . . | 44 | 32 | 7 316 | (0) |
| 53 PART* | GENERAL MERCHANDISE GROUP STORES* | 42 | 24 | 17 166 | (0) |
| 54 | FOOD STORES | 244 | 154 | 32 153 | 29 225 |
| 55 EX. 554 | AUTOMOTIVE DEALERS | 68 | 44 | (0) | (0) |
| 55PT(554) | GASOLINE SERVICE STATIONS | 92 | 76 | 6 576 | 5 950 |
| 56 | APPAREL, ACCESSORY STORES | 90 | 76 | 11 667 | 11 403 |
| 57 | FURNITURE, HOME FURNISHINGS, EQUIPMENT STORES . . . | 63 | 47 | (0) | (0) |
| 58 | EATING, DRINKING PLACES | 166 | 132 | 6 123 | 5 625 |
| 59PT(591) | DRUG STORES, PROPRIETARY STORES | 29 | 29 | (0) | (0) |
| 59 EX. 591 | OTHER RETAIL STORES | 184 | 98 | 13 530 | 12 112 |
| 53 PART* | NONSTORE RETAILERS* | 58 | 20 | 3 322 | 2 772 |

Standard Notes: - Represents zero. (D) Withheld to avoid disclosure. (NA) Not available. (X) Not applicable.
 *Nonstore retailers, part of SIC major group 53, are shown separately in this table.




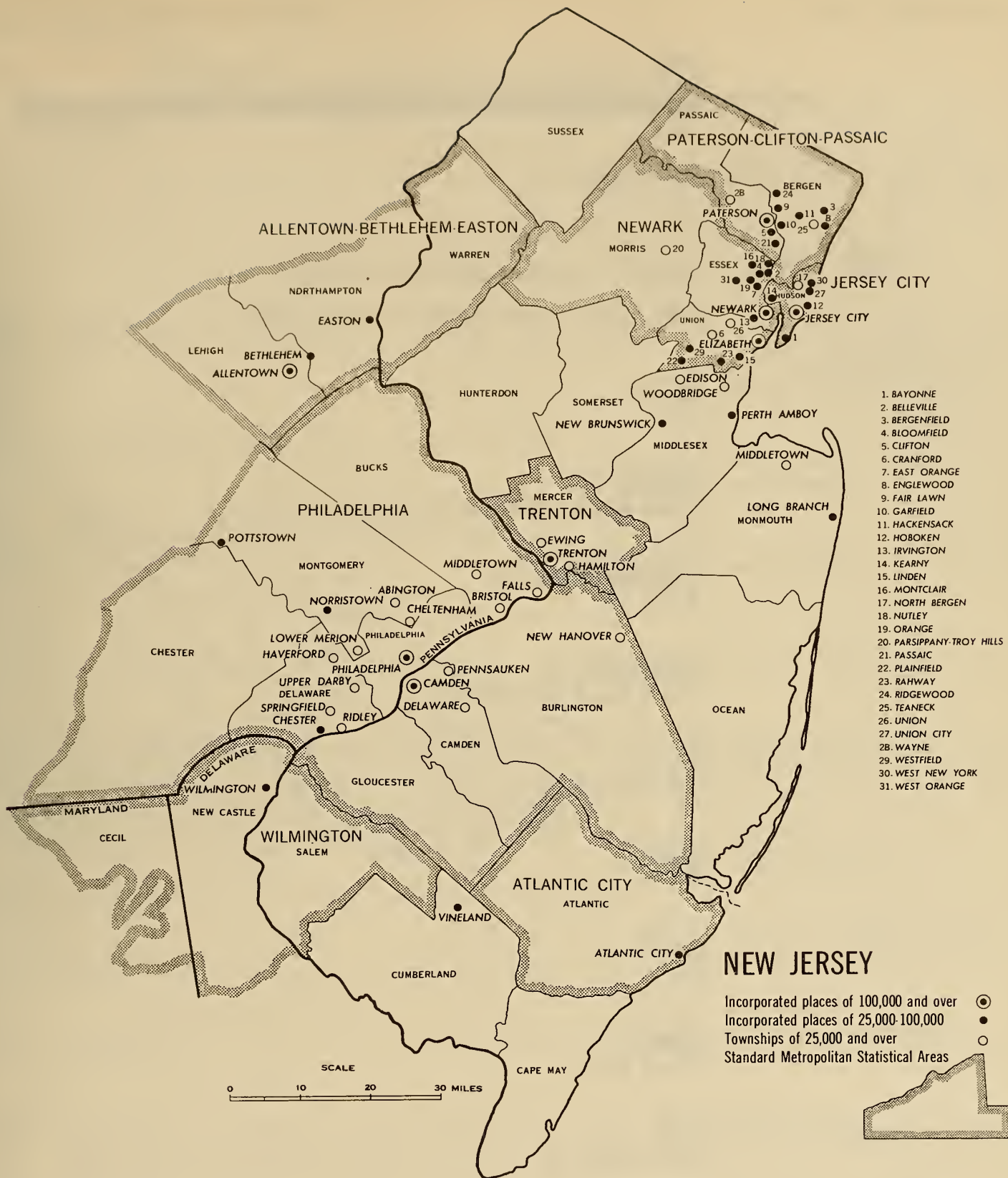
New Jersey

CONTENTS

[Page numbers listed here omit the State prefix, 32-, which appears as part of number for each page.]

| | page |
|--|-----------|
| State Map | 3 |
| Chart on Retail Sales: 1958 and 1963 | 4 |
| TABLE 1 The State: 1963 and 1958 | 5 |
| 2 The State: 1963 | 6 |
| 3 Counties; Cities of 2,500 Inhabitants or More: 1963 | 8 |
| 4 Standard Metropolitan Statistical Areas: 1963 | 18 |
| 5 Counties With 500 Establishments or More: 1963 | 32 |
| 6 Cities With 500 Establishments or More: 1963 | 55 |
| 7 In-Plant Food Contractors: 1963 | 76 |
| 8 Commissaries, Exchanges, and Eating and Drinking Places Operated for Military Personnel by the U.S. Department of Defense: 1963 | 77 |
| 9 Counties; Cities of 2,500 Inhabitants or More: 1958 | 78 |
| 10 Standard Metropolitan Statistical Areas: 1958 | 80 |
| 11 Counties With 500 Establishments or More: 1958 | 81 |
| 12 Cities With 500 Establishments or More: 1958 | 83 |

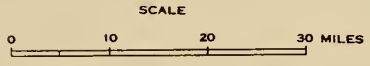





1. BAYONNE
2. BELLEVILLE
3. BERGENFIELD
4. BLOOMFIELD
5. CLIFTON
6. CRANFORD
7. EAST ORANGE
8. ENGLEWOOD
9. FAIR LAWN
10. GARFIELD
11. HACKENSACK
12. HOBOKEN
13. IRVINGTON
14. KEARNY
15. LINDEN
16. MONTCLAIR
17. NORTH BERGEN
18. NUTLEY
19. ORANGE
20. PARSIPPANY-TROY HILLS
21. PASSAIC
22. PLAINFIELD
23. RAHWAY
24. RIDGEWOOD
25. TEANECK
26. UNION
27. UNION CITY
28. WAYNE
29. WESTFIELD
30. WEST NEW YORK
31. WEST ORANGE

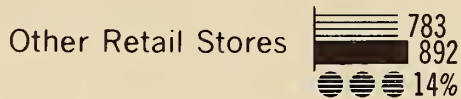
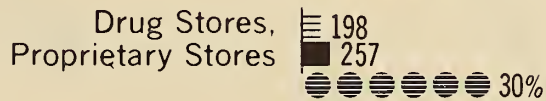
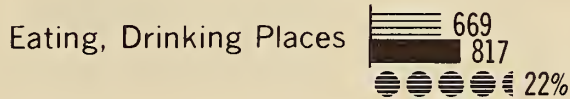
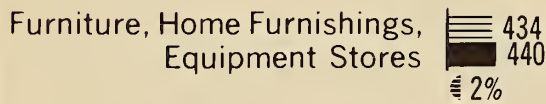
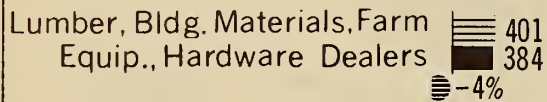
NEW JERSEY

- Incorporated places of 100,000 and over
- Incorporated places of 25,000-100,000
- Townships of 25,000 and over
- Standard Metropolitan Statistical Areas





NEW JERSEY Retail Trade: 1958 and 1963 SALES IN MILLIONS OF DOLLARS



1958 1963

1963 CENSUS OF BUSINESS, U. S. Department of Commerce, Bureau of the Census

TABLE 1. The State: 1963 and 1958

| SIC code | Kind of business | 1963 | | | | 1958 | | | |
|-----------|---|-------------------|--------------------------|--|--|-------------------|--------------------------|--|--|
| | | Establishments | | Sales | | Establishments | | Sales | |
| | | Total (number) | With payroll (number) | Total, all establishments (\$1,000) | Establishments with payroll (\$1,000) | Total (number) | With payroll (number) | Total, all establishments (\$1,000) | Establishments with payroll (\$1,000) |
| | RETAIL TRADE, TOTAL | 62 630 | 42 898 | 9 059 926 | 8 538 768 | 68 377 | 42 261 | 7 275 092 | 6 672 340 |
| | LUMBER, BUILDING MATERIALS, HARDWARE, FARM EQUIPMENT DEALERS | | | | | | | | |
| 52 | TOTAL | 2 613 | 1 933 | 383 780 | 366 944 | 3 025 | 2 045 | 400 809 | 380 739 |
| 521 | LUMBER AND OTHER BUILDING MATERIALS DEALERS | 880 | 700 | 226 447 | 222 433 | 1 054 | 788 | 252 667 | 247 963 |
| 522-524 | HEATING, PLUMBING, PAINT, ELECTRICAL STORES | 651 | 503 | 66 480 | 62 304 | 681 | 455 | 53 357 | 48 833 |
| 5251 | HARDWARE STORES | 970 | 632 | 69 776 | 61 474 | 1 132 | 682 | 72 096 | 61 880 |
| 5252 | FARM EQUIPMENT DEALERS | 112 | 98 | 21 077 | 20 733 | 158 | 120 | 22 689 | 22 063 |
| | GENERAL MERCHANDISE GROUP STORES* | | | | | | | | |
| 53 PART* | TOTAL | 1 590 | 1 292 | 1 099 646 | 1 093 802 | 2 348 | 1 194 | 609 410 | 586 784 |
| 531 | DEPARTMENT STORES | 96 | 96 | 797 479 | 797 479 | 49 | 49 | 302 690 | 302 690 |
| 533 | LIMITED PRICE VARIETY STORES | 642 | 566 | 185 777 | 184 459 | 622 | 510 | 135 373 | 133 405 |
| 539 | MISCELLANEOUS GENERAL MERCHANDISE STORES | 852 | 630 | 116 390 | 111 864 | 1 677 | 635 | 171 347 | 150 689 |
| | FOOD STORES | | | | | | | | |
| 54 | TOTAL | 12 228 | 6 612 | 2 195 881 | 2 008 763 | 14 602 | 6 776 | 1 918 022 | 1 699 484 |
| 541 | GROCERY STORES, INCLUDING DELICATESSENS | 6 733 | 3 587 | 1 874 636 | 1 760 678 | 7 461 | 3 417 | 1 542 305 | 1 416 151 |
| 542 | MEAT MARKETS, FISH (SEAFOOD) MARKETS | 1 516 | 880 | 126 353 | 102 927 | (1) | (1) | (1) | (1) |
| 543 | FRUIT STORES, VEGETABLE MARKETS | 505 | 185 | 19 492 | 13 188 | 729 | 215 | 26 980 | 16 940 |
| 544 | CANDY, NUT, CONFECTIONERY STORES | 1 862 | 762 | 72 461 | 39 023 | 2 114 | 610 | 70 456 | 33 740 |
| 545-549 | OTHER FOOD STORES | 1 612 | 1 198 | 102 939 | 92 947 | 2 104 | 1 154 | 96 668 | 74 122 |
| | AUTOMOTIVE DEALERS | | | | | | | | |
| 55 EX.554 | TOTAL | 2 631 | 2 051 | 1 523 803 | 1 507 655 | 2 707 | 1 979 | 1 009 836 | 990 436 |
| | GASOLINE SERVICE STATIONS | | | | | | | | |
| 55PT(554) | TOTAL | 6 035 | 4 573 | 575 266 | 513 700 | 6 257 | 4 193 | 445 331 | 382 049 |
| | APPAREL, ACCESSORY STORES | | | | | | | | |
| 56 | TOTAL | 5 378 | 4 176 | 602 031 | 574 059 | 5 754 | 4 390 | 563 855 | 536 727 |
| 561,567 | MEN'S, BOYS' APPAREL STORES, CUSTOM TAILORS | 1 039 | 825 | 133 621 | 126 807 | 1 175 | 875 | 112 460 | 105 924 |
| 562-3,568 | WOMEN'S CLOTHING, SPECIALTY STORES | 2 272 | 1 858 | 256 897 | 249 169 | 2 479 | 1 945 | 236 170 | 227 270 |
| 562 | WOMEN'S READY-TO-WEAR STORES | 1 263 | 1 035 | 179 583 | 175 113 | ** | 1 103 | ** | 161 336 |
| 563,568 | WOMEN'S ACCESSORY, SPECIALTY STORES, FURRIERS | 1 009 | 823 | 77 314 | 74 056 | ** | 842 | ** | 65 934 |
| 565 | FAMILY CLOTHING STORES | 580 | 286 | 68 345 | 61 531 | ** | 359 | ** | 84 641 |
| 566 | SHOE STORES | 1 088 | 906 | 111 292 | 106 652 | 1 083 | 847 | 96 705 | 90 815 |
| 564,569 | OTHER APPAREL, ACCESSORY STORES | 399 | 301 | 31 876 | 29 900 | 504 | 364 | 30 669 | 28 077 |
| | FURNITURE, HOME FURNISHINGS, EQUIPMENT STORES | | | | | | | | |
| 57 | TOTAL | 3 387 | 2 485 | 440 376 | 420 442 | 3 652 | 2 576 | 433 861 | 409 999 |
| 571 | FURNITURE, HOME FURNISHINGS STORES | 2 199 | 1 585 | 291 904 | 279 722 | 2 155 | 1 535 | 249 730 | 237 288 |
| 572,573 | HOUSEHOLD APPLIANCE, RADIO, TELEVISION, MUSIC STORES | 1 188 | 900 | 148 472 | 140 720 | 1 497 | 1 041 | 184 131 | 172 711 |
| | EATING, DRINKING PLACES | | | | | | | | |
| 58 | TOTAL | 13 781 | 10 829 | 817 169 | 760 971 | 14 486 | 10 512 | 668 789 | 596 621 |
| 5812 | EATING PLACES | 8 107 | 6 407 | 560 184 | 533 442 | 8 183 | 5 901 | 427 214 | 391 994 |
| 5813 | DRINKING PLACES (ALCOHOLIC BEVERAGES) | 5 674 | 4 422 | 256 985 | 227 529 | 6 303 | 4 611 | 241 575 | 204 627 |
| | DRUG STORES, PROPRIETARY STORES | | | | | | | | |
| 59PT(591) | TOTAL | 1 856 | 1 766 | 256 942 | 254 262 | 1 742 | 1 656 | 197 576 | 195 332 |
| 591 | DRUG STORES | 1 767 | 1 699 | 250 110 | 247 862 | 1 685 | 1 609 | 191 387 | 189 323 |
| | PROPRIETARY STORES | 89 | 67 | 6 832 | 6 400 | 57 | 47 | 6 189 | 6 009 |
| | OTHER RETAIL STORES | | | | | | | | |
| 59 EX.591 | TOTAL | 9 876 | 6 338 | 892 458 | 809 190 | 10 443 | 5 979 | 783 244 | 691 556 |
| 592 | LIQUOR STORES | 2 045 | 1 717 | 250 892 | 231 882 | 1 923 | 1 573 | 192 827 | 176 677 |
| 593 | ANTIQUE STORES, SECONOHANO STORES | 729 | 281 | 24 634 | 19 238 | 642 | 236 | 16 280 | 11 958 |
| 594 | BOOK, STATIONERY STORES | 501 | 325 | 36 442 | 30 732 | 625 | 331 | 34 044 | 26 088 |
| 595 | SPORTING GOODS STORES, BICYCLE SHOPS | 469 | 225 | 24 722 | 20 540 | 495 | 199 | 23 311 | 17 965 |
| 596 | FARM, GARDEN SUPPLY STORES, INCLUDING FEEO STORES | 358 | 292 | 74 397 | 73 527 | 362 | 276 | 83 140 | 81 378 |
| 597 | JEWELRY STORES | 633 | 417 | 50 071 | 45 745 | 734 | 426 | 40 225 | 35 271 |
| 598 | FUEL, ICE DEALERS | 1 417 | 979 | 262 954 | 250 052 | 1 640 | 1 044 | 240 520 | 224 502 |
| 599 | OTHER STORES | 3 724 | 2 102 | 168 346 | 137 474 | 4 022 | 1 894 | 152 897 | 117 717 |
| | NONSTORE RETAILERS* | | | | | | | | |
| 53 PART* | TOTAL | 3 255 | 843 | 272 574 | 228 980 | 3 361 | 961 | 244 359 | 202 613 |

Standard Notes: - Represents zero. (D) Withheld to avoid disclosure. (NA) Not available. (X) Not applicable. [†]Revised
 *Nonstore retailers, part of SIC major group 53, are shown separately in this table.
 **Data not provided because establishments with no payroll are classified only at the next broader kind-of-business level.
[†]Comparable data not available because of change in kind-of-business definition.

TABLE 2. The State: 1963

| SIC code | Kind of business | Establishments | | Sales | | Payroll, entire year (\$1,000) | Payroll, workweek ended nearest Nov. 15 (dollars) | Paid employees, workweek ended nearest Nov. 15 (number) | Active proprietors of unincorporated businesses (number) |
|-----------|--|----------------|-----------------------|-------------------------------------|---------------------------------------|--------------------------------|---|---|--|
| | | Total (number) | With payroll (number) | Total, all establishments (\$1,000) | Establishments with payroll (\$1,000) | | | | |
| | RETAIL TRADE, TOTAL | 62 630 | 42 898 | 9 059 926 | 8 538 768 | 1 013 369 | 20 304 665 | 298 038 | 53 234 |
| | LUMBER, BUILDING MATERIALS, HARDWARE, FARM EQUIPMENT DEALERS | | | | | | | | |
| | TOTAL | 2 613 | 1 933 | 383 780 | 366 944 | 47 608 | 926 105 | 9 931 | 1 819 |
| 521 | (LUMBER YARDS | 435 | 413 | 167 901 | 166 943 | 20 859 | 397 079 | 3 867 | 179 |
| | BUILDING MATERIALS DEALERS | 445 | 287 | 58 546 | 55 490 | 7 505 | 153 213 | 1 625 | 303 |
| 522 | (HEATING, PLUMBING EQUIPMENT DEALERS | 99 | 67 | 13 395 | 12 771 | 1 824 | 36 554 | 391 | 84 |
| 523 | (PAINT, GLASS, WALLPAPER STORES | 476 | 378 | 40 400 | 37 276 | 5 402 | 106 964 | 1 183 | 276 |
| 524 | (ELECTRICAL SUPPLY STORES | 76 | 58 | 12 685 | 12 257 | 1 338 | 24 871 | 281 | 50 |
| 5251 | (HARDWARE STORES | 970 | 632 | 69 776 | 61 474 | 8 114 | 159 017 | 2 046 | 850 |
| 5252 | (FARM EQUIPMENT DEALERS | 112 | 98 | 21 077 | 20 733 | 2 566 | 48 407 | 538 | 77 |
| | GENERAL MERCHANDISE GROUP STORES* | | | | | | | | |
| | TOTAL | 1 590 | 1 292 | 1 099 646 | 1 093 802 | 146 967 | 3 035 963 | 54 510 | 1 043 |
| 531 | (DEPARTMENT STORES | 96 | 96 | 797 479 | 797 479 | 102 332 | 2 141 266 | 36 694 | - |
| 533 | (LIMITED PRICE VARIETY STORES | 642 | 566 | 185 777 | 184 459 | 29 951 | 583 255 | 13 475 | 353 |
| 539 | (GENERAL MERCHANDISE STORES | 460 | 356 | 93 903 | 91 595 | 11 936 | 251 205 | 3 363 | 340 |
| | DRY GOODS STORES | 257 | 203 | 17 781 | 16 629 | 2 335 | 51 347 | 791 | 209 |
| | SEWING, NEEDLEWORK STORES | 135 | 71 | 4 706 | 3 640 | 413 | 8 890 | 187 | 141 |
| | FOOD STORES | | | | | | | | |
| | TOTAL | 12 228 | 6 612 | 2 195 881 | 2 008 763 | 172 103 | 3 413 041 | 48 713 | 11 457 |
| 541 | (GROCERY STORES, INCLUDING DELICATESSENS | 6 733 | 3 587 | 1 874 636 | 1 760 678 | 137 634 | 2 686 164 | 36 679 | 6 187 |
| 542 | (MEAT MARKETS | 1 255 | 739 | 113 053 | 92 267 | 8 444 | 172 980 | 2 209 | 1 308 |
| | FISH (SEAFOOD) MARKETS | 261 | 141 | 13 300 | 10 660 | 900 | 17 215 | 283 | 283 |
| 543 | (FRUIT STORES, VEGETABLE MARKETS | 505 | 185 | 19 492 | 13 188 | 1 158 | 26 106 | 429 | 528 |
| 544 | (CANDY, NUT, CONFECTIONERY STORES | 1 862 | 762 | 72 461 | 39 023 | 4 201 | 90 334 | 2 174 | 1 639 |
| 545 | (DAIRY PRODUCTS STORES | 295 | 183 | 20 501 | 17 503 | 2 052 | 44 736 | 627 | 244 |
| 546 | (RETAIL BAKERIES | 1 019 | 897 | 70 575 | 67 235 | 16 764 | 357 134 | 6 022 | 973 |
| 5462 | (RETAIL BAKERIES, MANUFACTURING | 853 | 793 | 60 079 | 58 829 | 15 377 | 328 666 | 5 497 | 839 |
| 5463 | (RETAIL BAKERIES, NONMANUFACTURING | 166 | 104 | 10 496 | 8 406 | 1 387 | 28 468 | 525 | 134 |
| 549 | (EGG AND POULTRY DEALERS | 195 | 77 | 7 697 | 5 157 | 498 | 9 529 | 161 | 195 |
| | OTHER | 103 | 41 | 4 166 | 3 052 | 452 | 8 843 | 129 | 100 |
| | AUTOMOTIVE DEALERS | | | | | | | | |
| | TOTAL | 2 631 | 2 051 | 1 523 803 | 1 507 655 | 131 342 | 2 494 171 | 22 927 | 1 594 |
| 551 | (PASSENGER CAR DEALERS, FRANCHISED | 970 | 966 | 1 310 695 | 1 310 661 | 109 184 | 2 052 071 | 18 139 | 266 |
| | DOMESTIC CAR DEALERS | 763 | 759 | 1 119 985 | 1 119 951 | 90 801 | 1 694 019 | 14 954 | 205 |
| | IMPORTED CAR DEALERS | 97 | 97 | 58 974 | 58 974 | 7 175 | 141 043 | 1 258 | 34 |
| | DOMESTIC AND IMPORTED CAR DEALERS | 110 | 110 | 131 736 | 131 736 | 11 208 | 217 009 | 1 927 | 27 |
| 552 | (PASSENGER CAR DEALERS, NONFRANCHISED | 654 | 308 | 78 936 | 69 090 | 5 452 | 113 371 | 1 139 | 574 |
| 553 | (TIRE, BATTERY, ACCESSORY DEALERS | 683 | 567 | 89 774 | 87 074 | 12 853 | 254 154 | 2 814 | 495 |
| | HOME AND AUTO SUPPLY STORES | 32 | 30 | 3 377 | 3 373 | 405 | 8 900 | 104 | 25 |
| 559 | (MISCELLANEOUS AIRCRAFT, MARINE, AUTOMOTIVE DEALERS | 292 | 180 | 41 021 | 37 457 | 3 448 | 65 675 | 731 | 234 |
| | AIRCRAFT, BOAT, MOTORCYCLE DEALERS | 203 | 119 | 24 045 | 22 227 | 2 243 | 42 021 | 486 | 171 |
| | HOUSEHOLD TRAILER DEALERS | 66 | 46 | 14 327 | 13 221 | 1 001 | 18 174 | 178 | 47 |
| | OTHER AUTOMOTIVE DEALERS | 23 | 15 | 2 649 | 2 009 | 204 | 5 480 | 67 | 16 |
| | GASOLINE SERVICE STATIONS | | | | | | | | |
| 55PT(554) | TOTAL | 6 035 | 4 573 | 575 266 | 513 700 | 42 436 | 884 834 | 13 405 | 6 391 |
| | APPAREL, ACCESSORY STORES | | | | | | | | |
| | TOTAL | 5 378 | 4 176 | 602 031 | 574 059 | 80 752 | 1 592 405 | 24 333 | 3 890 |
| 561,567 | (MEN'S, BOYS' APPAREL STORES, CUSTOM TAILORS | 1 039 | 825 | 133 621 | 126 807 | 18 427 | 349 114 | 4 165 | 780 |
| 561 | (MEN'S, BOYS' CLOTHING AND FURNISHINGS STORES | 915 | 769 | 130 756 | 124 510 | 17 934 | 338 957 | 4 027 | 659 |
| 567 | (CUSTOM TAILORS | 124 | 56 | 2 865 | 2 297 | 493 | 10 157 | 138 | 121 |
| 562-3,568 | (WOMEN'S CLOTHING, SPECIALTY STORES | 2 272 | 1 858 | 256 897 | 249 169 | 35 191 | 716 110 | 12 235 | 1 715 |
| 562 | (WOMEN'S READY-TO-WEAR STORES | 1 263 | 1 035 | 179 583 | 175 113 | 25 149 | 501 246 | 8 681 | 952 |
| 563,568 | (WOMEN'S ACCESSORY, SPECIALTY STORES, FURRIERS | 1 009 | 823 | 77 314 | 74 056 | 10 042 | 214 864 | 3 554 | 763 |
| 563 | (MILLINERY STORES | 193 | 131 | 5 444 | 4 810 | 809 | 17 911 | 334 | 151 |
| | CORSET, LINGERIE STORES | 179 | 155 | 13 522 | 13 096 | 1 675 | 32 694 | 543 | 129 |
| | HOSIERY STORES | 47 | 33 | 3 281 | 3 025 | 357 | 6 860 | 122 | 29 |
| | APPAREL, ACCESSORY, OTHER SPECIALTY STORES | 457 | 409 | 44 365 | 43 251 | 5 573 | 118 989 | 2 180 | 347 |
| 568 | (FURRIERS, FUR SHOPS | 133 | 95 | 10 702 | 9 874 | 1 628 | 38 410 | 375 | 107 |
| 565 | (FAMILY CLOTHING STORES | 580 | 286 | 68 345 | 61 531 | 8 506 | 173 044 | 2 845 | 487 |
| 566 | (SHOE STORES | 1 088 | 906 | 111 292 | 106 652 | 15 090 | 279 756 | 3 678 | 559 |
| | MEN'S SHOE STORES | 124 | 118 | 11 323 | 11 215 | 1 540 | 28 227 | 318 | 21 |
| | WOMEN'S SHOE STORES | 218 | 216 | 29 555 | 29 285 | 4 235 | 80 346 | 1 042 | 65 |
| | CHILDREN'S, JUVENILES' SHOE STORES | 49 | 45 | 3 561 | 3 477 | 501 | 10 162 | 122 | 27 |
| | FAMILY SHOE STORES | 697 | 527 | 67 053 | 62 675 | 8 814 | 161 021 | 2 196 | 446 |
| 564 | (CHILDREN'S, INFANTS' WEAR STORES | 336 | 286 | 29 537 | 28 607 | 3 345 | 69 090 | 1 337 | 284 |
| 569 | (MISCELLANEOUS APPAREL, ACCESSORY STORES | 63 | 15 | 2 339 | 1 293 | 193 | 5 291 | 73 | 65 |

Standard Notes: - Represents zero. (D) Withheld to avoid disclosure. (NA) Not available. (X) Not applicable.
 *Nonstore retailers, part of SIC major group 53, are shown separately in this table.

TABLE 2. The State: 1963-Continued

| SIC code | Kind of business | Establishments | | Sales | | Payroll, entire year (\$1,000) | Payroll, workweek ended nearest Nov. 15 (dollars) | Paid employees, workweek ended nearest Nov. 15 (number) | Active proprietors of unincorporated businesses (number) |
|-----------|---|----------------|-----------------------|-------------------------------------|---------------------------------------|--------------------------------|---|---|--|
| | | Total (number) | With payroll (number) | Total, all establishments (\$1,000) | Establishments with payroll (\$1,000) | | | | |
| | FURNITURE, HOME FURNISHINGS, EQUIPMENT STORES | | | | | | | | |
| 57 | TOTAL | 3 387 | 2 485 | 440 376 | 420 442 | 61 850 | 1 243 557 | 13 609 | 2 409 |
| 571 | FURNITURE, HOME FURNISHINGS STORES | 2 199 | 1 585 | 291 904 | 279 722 | 44 671 | 906 041 | 9 718 | 1 571 |
| 5712 | FURNITURE STORES | 1 252 | 920 | 201 781 | 195 821 | 30 948 | 628 244 | 6 605 | 800 |
| 5713 | FLOOR COVERING STORES | 395 | 307 | 53 242 | 50 292 | 8 077 | 164 517 | 1 528 | 269 |
| 5714 | DRAPERY, CURTAIN, UPHOLSTERY STORES | 262 | 194 | 18 384 | 17 430 | 2 998 | 62 511 | 879 | 233 |
| 5715 | CHINA, GLASSWARE, METALWARE STORES | 93 | 55 | 7 348 | 6 960 | 1 131 | 20 887 | 312 | 78 |
| 5719 | MISCELLANEOUS HOME FURNISHINGS STORES | 197 | 109 | 11 149 | 9 219 | 1 517 | 29 882 | 394 | 191 |
| 572 | HOUSEHOLD APPLIANCE STORES | 579 | 461 | 91 691 | 87 899 | 10 653 | 213 706 | 2 480 | 328 |
| 5732 | RADIO, TELEVISION STORES | 317 | 269 | 32 233 | 31 049 | 3 831 | 72 424 | 811 | 265 |
| 5733 | MUSIC STORES | 292 | 170 | 24 548 | 21 772 | 2 695 | 51 386 | 600 | 245 |
| | RECORD SHOPS | 124 | 68 | 7 811 | 6 549 | 649 | 13 009 | 177 | 111 |
| | MUSICAL INSTRUMENT STORES | 168 | 102 | 16 737 | 15 223 | 2 046 | 38 377 | 423 | 134 |
| | EATING, DRINKING PLACES | | | | | | | | |
| 58 | TOTAL | 13 781 | 10 829 | 817 169 | 760 971 | 168 842 | 3 511 279 | 69 257 | 11 825 |
| 5812 | EATING PLACES | 8 107 | 6 407 | 560 184 | 533 442 | 131 208 | 2 738 099 | 56 294 | 7 003 |
| | RESTAURANTS, LUNCHROOMS | 4 873 | 4 387 | 409 961 | 401 641 | 101 676 | 2 095 142 | 42 832 | 4 073 |
| | CAFETERIAS | 207 | 195 | 19 746 | 19 606 | 6 160 | 125 845 | 2 235 | 72 |
| | REFRESHMENT PLACES | 2 607 | 1 471 | 91 567 | 73 953 | 13 334 | 294 716 | 7 162 | 2 588 |
| | CATERERS | 420 | 354 | 38 910 | 38 242 | 10 038 | 222 396 | 4 065 | 270 |
| 5813 | DRINKING PLACES (ALCOHOLIC BEVERAGES) | 5 674 | 4 422 | 256 985 | 227 529 | 37 634 | 773 180 | 12 963 | 4 822 |
| | DRUG STORES, PROPRIETARY STORES | | | | | | | | |
| 59PT(591) | TOTAL | 1 856 | 1 766 | 256 942 | 254 262 | 35 628 | 701 403 | 10 045 | 1 303 |
| 591 | DRUG STORES | 1 767 | 1 699 | 250 110 | 247 862 | 34 937 | 687 044 | 9 785 | 1 234 |
| | PROPRIETARY STORES | 89 | 67 | 6 832 | 6 400 | 691 | 14 359 | 260 | 69 |
| | OTHER RETAIL STORES | | | | | | | | |
| 59 EX.S91 | TOTAL | 9 876 | 6 338 | 892 458 | 809 190 | 95 846 | 1 877 644 | 23 848 | 8 518 |
| 592 | LIQUOR STORES | 2 045 | 1 717 | 250 892 | 231 882 | 18 483 | 360 156 | 5 167 | 1 556 |
| 593 | ANTIQUE STORES, SECONDHAND STORES | 729 | 281 | 24 634 | 19 238 | 3 423 | 65 577 | 1 033 | 683 |
| 5932 | ANTIQUE STORES | 269 | 23 | 3 819 | 1 029 | 122 | 2 085 | 35 | 290 |
| 5933 | SECONDHAND STORES | 460 | 258 | 20 815 | 18 209 | 3 301 | 63 492 | 998 | 393 |
| 594 | BOOK, STATIONERY STORES | 501 | 325 | 36 442 | 30 732 | 3 977 | 80 138 | 1 358 | 480 |
| 5942 | BOOK STORES | 101 | 53 | 8 715 | 7 601 | 921 | 19 567 | 362 | 100 |
| 5943 | STATIONERY STORES | 400 | 272 | 27 727 | 23 131 | 3 056 | 60 571 | 996 | 380 |
| 595 | SPORTING GOODS STORES, BICYCLE SHOPS | 469 | 225 | 24 722 | 20 540 | 2 310 | 44 599 | 626 | 453 |
| 5952 | SPORTING GOODS STORES | 398 | 194 | 22 345 | 18 775 | 2 104 | 40 171 | 558 | 383 |
| 5953 | BICYCLE SHOPS | 71 | 31 | 2 377 | 1 765 | 206 | 4 428 | 68 | 70 |
| 5962 | HAY, GRAIN, FEED STORES | 149 | 131 | 49 920 | 49 594 | 3 533 | 69 036 | 764 | 103 |
| 5969 | OTHER FARM SUPPLY STORES | 50 | 44 | 10 162 | 10 124 | 828 | 15 441 | 184 | 27 |
| | GARDEN SUPPLY STORES | 159 | 117 | 14 315 | 13 809 | 1 829 | 34 563 | 435 | 123 |
| 597 | JEWELRY STORES | 633 | 417 | 50 071 | 45 745 | 6 885 | 130 279 | 1 686 | 518 |
| 598 | FUEL, ICE DEALERS | 1 417 | 979 | 262 954 | 250 052 | 35 395 | 692 889 | 6 699 | 1 025 |
| 5982 | COAL AND WOOD DEALERS | 195 | 143 | 21 383 | 20 567 | 2 604 | 55 324 | 6 696 | 159 |
| | ICE DEALERS | 86 | 16 | 1 281 | 589 | 128 | 2 926 | 45 | 87 |
| 5983 | FUEL OIL DEALERS | 1 062 | 752 | 225 966 | 214 714 | 28 991 | 567 053 | 5 323 | 761 |
| 5984 | BOTTLED GAS DEALERS | 74 | 68 | 14 324 | 14 182 | 3 672 | 67 586 | 635 | 18 |
| 5992 | FLORISTS | 820 | 466 | 31 589 | 25 663 | 4 881 | 91 528 | 1 393 | 808 |
| 5993 | CIGAR STORES, STANDS | 278 | 158 | 18 588 | 14 720 | 971 | 20 742 | 392 | 300 |
| 5994 | NEWS DEALERS, NEWSSTANDS | 327 | 175 | 17 230 | 12 836 | 1 201 | 23 123 | 495 | 295 |
| 5996 | CAMERA, PHOTOGRAPHIC SUPPLY STORES | 111 | 11 | 11 594 | 10 730 | 1 257 | 24 637 | 288 | 95 |
| 5997 | GIFT, NOVELTY, SOUVENIR SHOPS | 681 | 353 | 22 003 | 17 551 | 2 334 | 50 059 | 982 | 658 |
| 5998 | OPTICAL GOODS STORES | 453 | 287 | 13 428 | 11 100 | 2 295 | 44 587 | 526 | 468 |
| 5999 | TYPEWRITER STORES | 33 | 31 | 3 033 | 3 013 | 699 | 14 054 | 131 | 21 |
| | LUGGAGE, LEATHER GOODS STORES | 36 | 30 | 2 541 | 2 249 | 333 | 6 450 | 104 | 26 |
| | HOBBY, TOY, GAME SHOPS | 213 | 145 | 19 307 | 18 015 | 1 945 | 42 118 | 662 | 174 |
| | RELIGIOUS GOODS STORES | 27 | 17 | 1 283 | 1 093 | 115 | 2 670 | 39 | 27 |
| | PET SHOPS | 152 | 56 | 3 797 | 2 485 | 312 | 6 257 | 111 | 145 |
| | OTHER | 569 | 273 | 23 953 | 18 019 | 2 840 | 58 741 | 773 | 533 |
| | NONSTORE RETAILERS* | | | | | | | | |
| S3 PART* | TOTAL | 3 255 | 843 | 272 574 | 228 980 | 29 995 | 624 263 | 7 460 | 2 985 |
| S32 | MAIL-ORDER HOUSES | 158 | 92 | 82 671 | 82 025 | 7 173 | 168 205 | 2 449 | 110 |
| 534 | MERCHANDISE VENDING MACHINE OPERATORS | 304 | 160 | 65 808 | 62 406 | 7 134 | 151 406 | 1 531 | 233 |
| 535 | DIRECT SELLING (HOUSE-TO-HOUSE) ORGANIZATIONS | 2 793 | 591 | 124 095 | 84 549 | 15 688 | 304 652 | 3 480 | 2 642 |

Standard Notes: - Represents zero. (D) Withheld to avoid disclosure. (NA) Not available. (X) Not applicable.
 *Nonstore retailers, part of SIC major group 53, are shown separately in this table.

TABLE 3. Counties; Cities of 2,500

Table with 13 columns: Line number, County and city, Total (Establishments, Sales, Payroll, Payroll, Paid employees, Active proprietors), Kind-of-business group (Lumber, building, farm equip. dealers, General merchandise group stores). Rows include Monmouth County, Morris County, Ocean County, Passaic County, and Salem County.

Standard Notes: - Represents zero. (D) Withheld to avoid disclosure. (NA) Not available. (X) Not applicable. † Revised. *Nonstore retailers, part of SIC major group 53, are shown separately in this table.

TABLE 3. Counties; Cities of 2,500

| Line number | County and city | Total | | | | | | | | Kind-of-business group | | | |
|-------------|-------------------------------|----------------|--------------|---------------------------|-----------------------------|----------------------|---|--|---|--|-----------|-----------------------------------|-----------|
| | | Establishments | | Sales | | Payroll, entire year | Payroll, workweek ended nearest Nov. 15 | Paid employees, workweek ended nearest Nov. 15 | Active proprietors of unincorporated businesses | Lumber, building matls., hardware, farm equip. dealers | | General merchandise group stores* | |
| | | Total | With payroll | Total, all establishments | Establishments with payroll | | | | | Establishments | Sales | Establishments | Sales |
| | | (number) | (number) | (\$1,000) | (\$1,000) | (\$1,000) | (dollars) | (number) | (number) | (number) | (\$1,000) | (number) | (\$1,000) |
| 1 | SOMERSET COUNTY | 1 258 | 874 | 212 131 | 201 015 | 22 187 | 442 968 | 6 363 | 1 089 | 53 | 12 800 | 26 | 27 299 |
| 2 | BERNARDSVILLE | 78 | 66 | 14 143 | 13 811 | 1 547 | 29 498 | 366 | 63 | 3 | 561 | 4 | 546 |
| 3 | BOUNO BROOK | 140 | 106 | 20 538 | 19 362 | 2 067 | 40 539 | 526 | 124 | 5 | 852 | 3 | 219 |
| 4 | MANVILLE | 97 | 51 | 9 696 | 7 980 | 829 | 16 585 | 238 | 98 | 4 | 402 | 1 | (D) |
| 5 | NORTH PLAINFIELD | 104 | 76 | 16 477 | 15 659 | 1 778 | 32 259 | 495 | 91 | 3 | (0) | - | (0) |
| 6 | RARITAN | 65 | 37 | 7 796 | 6 996 | 672 | 12 920 | 179 | 55 | 4 | 1 421 | 1 | (D) |
| 7 | SOMERVILLE | 280 | 212 | 49 195 | 47 685 | 5 251 | 107 084 | 1 513 | 234 | 11 | 2 228 | 8 | 1 011 |
| 8 | SOUTH BOUNO BROOK | 27 | 17 | 3 593 | 3 171 | 264 | 4 825 | 68 | 28 | 1 | (0) | - | - |
| 9 | WATCHUNG | 33 | 31 | 37 025 | 36 835 | 3 555 | 70 396 | 1 179 | 13 | 1 | (0) | 2 | (D) |
| 10 | REMAINOER OF COUNTY | 434 | 278 | 53 668 | 49 516 | 6 224 | 128 862 | 1 799 | 383 | 21 | 6 152 | 7 | 5 425 |
| 11 | BRIOWATER TWP | 57 | 47 | 11 823 | 11 593 | 2 027 | 42 035 | 617 | 51 | 1 | (0) | 2 | (D) |
| 12 | FRANKLIN TWP | 30 | 30 | 4 411 | 3 219 | 367 | 7 602 | 125 | 75 | 6 | 519 | 2 | (D) |
| 13 | ALL OTHER PLACES | 301 | 201 | 37 434 | 34 704 | 3 830 | 79 225 | 1 057 | 257 | 14 | (0) | 3 | 230 |
| 14 | SUSSEX COUNTY | 641 | 435 | 74 925 | 69 885 | 7 525 | 148 995 | 2 169 | 545 | 42 | 6 611 | 24 | 6 049 |
| 15 | FRANKLIN | 64 | 38 | 9 196 | 8 284 | 916 | 18 455 | 235 | 50 | 5 | 968 | 5 | 811 |
| 16 | HOPATCONG | 26 | 20 | 1 137 | 977 | 132 | 2 611 | 52 | 20 | 1 | (0) | - | - |
| 17 | NEWTON | 149 | 115 | 26 988 | 25 966 | 3 010 | 58 011 | 815 | 124 | 7 | 786 | 7 | 4 488 |
| 18 | REMAINOER OF COUNTY | 402 | 262 | 37 604 | 34 658 | 3 467 | 69 918 | 1 067 | 351 | 29 | (0) | 12 | 750 |
| 19 | UNION COUNTY | 4 873 | 3 417 | 787 629 | 746 395 | 88 645 | 1 823 803 | 25 514 | 3 994 | 205 | 40 871 | 119 | 84 339 |
| 20 | ELIZABETH | 1 338 | 864 | 173 289 | 160 885 | 19 898 | 394 354 | 5 656 | 1 131 | 29 | 9 159 | 32 | 17 081 |
| 21 | FANWOOD | 31 | 25 | 6 135 | 6 063 | 626 | 12 236 | 147 | 20 | 2 | (0) | - | - |
| 22 | GARWOOD | 54 | 32 | 3 288 | 2 660 | 304 | 5 663 | 86 | 58 | 2 | (0) | - | - |
| 23 | KENILWORTH | 54 | 40 | 5 337 | 4 917 | 507 | 10 572 | 180 | 58 | 2 | (0) | 1 | (0) |
| 24 | LINCOLN | 432 | 296 | 63 349 | 59 517 | 7 001 | 147 149 | 1 988 | 366 | 20 | 4 862 | 7 | 709 |
| 25 | MOUNTAINSDOE | 42 | 26 | 4 801 | 4 157 | 626 | 13 243 | 222 | 48 | 2 | (0) | 1 | (0) |
| 26 | NEW PROVIDENCE | 41 | 25 | 7 283 | 6 601 | 589 | 12 128 | 155 | 39 | 2 | (0) | - | - |
| 27 | PLAINFIELD | 524 | 418 | 116 535 | 113 587 | 13 267 | 271 465 | 3 811 | 395 | 18 | 4 913 | 17 | 30 903 |
| 28 | RAHWAY | 274 | 196 | 55 833 | 53 097 | 6 062 | 150 871 | 1 784 | 237 | 12 | 1 474 | 8 | 1 421 |
| 29 | ROSELLE | 160 | 112 | 19 983 | 18 661 | 2 138 | 41 199 | 614 | 128 | 12 | 1 457 | 6 | 1 105 |
| 30 | ROSELLE PARK | 72 | 34 | 9 905 | 8 965 | 722 | 15 233 | 215 | 73 | 3 | 108 | 1 | (0) |
| 31 | SUMMIT | 232 | 184 | 42 742 | 41 424 | 4 982 | 99 437 | 1 345 | 185 | 9 | 1 676 | 11 | 3 886 |
| 32 | WESTFIELD | 250 | 192 | 54 668 | 53 218 | 6 134 | 123 841 | 1 742 | 184 | 15 | 3 260 | 5 | (D) |
| 33 | REMAINOER OF COUNTY | 1 369 | 973 | 246 781 | 234 943 | 27 248 | 559 432 | 8 114 | 1 072 | 77 | 13 098 | 30 | (D) |
| 34 | CLARK TWP | 49 | 35 | 8 545 | 8 197 | 914 | 18 167 | 276 | 41 | 2 | (0) | - | - |
| 35 | CRANFORD TWP | 149 | 115 | 18 387 | 17 677 | 2 106 | 43 563 | 573 | 133 | 10 | 1 632 | 5 | 238 |
| 36 | HILLSIOE TWP | 196 | 112 | 25 672 | 23 174 | 2 539 | 53 209 | 623 | 175 | 8 | 205 | 2 | (0) |
| 37 | SCOTCH PLAINS TWP | 94 | 70 | 11 663 | 10 825 | 1 562 | 30 711 | 444 | 72 | 7 | 481 | 2 | (D) |
| 38 | SPRINGFIELD TWP | 154 | 102 | 38 283 | 36 761 | 4 204 | 83 816 | 1 177 | 117 | 13 | 3 914 | 2 | (D) |
| 39 | UNION TWP | 528 | 370 | 114 266 | 109 382 | 12 310 | 249 214 | 3 839 | 388 | 24 | 4 839 | 15 | (0) |
| 40 | ALL OTHER PLACES | 199 | 169 | 29 965 | 28 927 | 3 613 | 80 752 | 1 182 | 146 | 13 | (0) | 4 | (D) |
| 41 | WARREN COUNTY | 770 | 492 | 85 623 | 78 797 | 8 443 | 175 351 | 2 722 | 700 | 45 | 7 003 | 22 | 3 193 |
| 42 | BELVIOERE | 62 | 38 | 5 341 | 4 777 | 540 | 9 616 | 148 | 53 | 7 | 660 | 1 | (D) |
| 43 | HACKETTSTOWN | 112 | 80 | 18 022 | 17 128 | 1 680 | 34 169 | 488 | 89 | 10 | 1 764 | 3 | (D) |
| 44 | PHILLIPSBURG | 188 | 128 | 26 021 | 24 805 | 2 774 | 61 568 | 994 | 181 | 8 | 1 100 | 6 | 455 |
| 45 | WASHINGTON | 115 | 85 | 16 359 | 15 767 | 1 671 | 32 142 | 435 | 92 | 7 | 1 076 | 3 | (D) |
| 46 | REMAINOER OF COUNTY | 293 | 161 | 19 880 | 16 320 | 1 778 | 37 856 | 657 | 285 | 13 | 2 403 | 9 | 1 429 |

Standard Notes: - Represents zero. (D) Withheld to avoid disclosure. (NA) Not available. (X) Not applicable. ²Revised
 *Nonstore retailers, part of SIC major group 53, are shown separately in this table.

Inhabitants or More: 1963—Continued

| Kind-of-business group — continued | | | | | | | | | | | | | | | | | | Line number |
|------------------------------------|-----------------|------------------------|-----------------|---------------------------|-----------------|---------------------------|-----------------|---|-----------------|---------------------------|-----------------|---------------------------------|-----------------|---------------------------|-----------------|---------------------------|-----------------|-------------|
| Food stores | | Automotive dealers | | Gasoline service stations | | Apparel, accessory stores | | Furniture, home furnishings, equipment stores | | Eating, drinking places | | Drug stores, proprietary stores | | Other retail stores | | Nonstore retailers * | | |
| Estab-lish-ments (number) | Sales (\$1,000) | Estab-lish-ments (No.) | Sales (\$1,000) | Estab-lish-ments (number) | Sales (\$1,000) | Estab-lish-ments (number) | Sales (\$1,000) | Estab-lish-ments (number) | Sales (\$1,000) | Estab-lish-ments (number) | Sales (\$1,000) | Estab-lish-ments (No.) | Sales (\$1,000) | Estab-lish-ments (number) | Sales (\$1,000) | Estab-lish-ments (number) | Sales (\$1,000) | |
| 204 | 60 602 | 71 | 34 087 | 148 | 13 233 | 101 | 10 301 | 74 | 8 341 | 250 | 18 672 | 33 | 6 957 | 216 | 16 421 | 82 | 3 418 | 1 |
| 13 | 5 499 | 6 | 2 773 | 6 | 679 | 10 | 759 | 4 | 554 | 13 | 730 | 3 | 475 | 15 | (D) | 1 | (D) | 2 |
| 24 | 4 698 | 12 | 7 673 | 21 | 1 171 | 16 | 1 228 | 5 | 723 | 22 | 1 068 | 4 | 687 | 22 | 1 968 | 6 | 251 | 3 |
| 24 | 4 790 | 3 | 289 | 7 | 516 | 8 | 414 | 7 | 423 | 21 | 984 | 1 | (D) | 18 | 1 126 | 3 | (D) | 4 |
| 19 | 5 664 | 7 | 3 135 | 12 | 1 491 | 4 | 359 | 7 | 1 550 | 18 | 1 628 | 3 | 517 | 20 | 495 | 11 | 414 | 5 |
| 11 | 1 662 | 5 | 1 199 | 5 | 264 | 2 | (D) | 2 | (D) | 17 | 785 | 2 | (D) | 11 | 1 700 | 5 | 182 | 6 |
| 42 | 16 137 | 13 | 9 363 | 28 | 3 351 | 42 | 4 177 | 24 | 2 927 | 30 | 3 158 | 9 | 2 184 | 50 | 3 863 | 13 | 796 | 7 |
| 6 | 2 559 | 3 | 51 | 6 | 377 | - | - | 1 | (D) | 4 | 177 | - | - | 2 | (D) | 4 | 10 | 8 |
| 5 | (D) | - | - | 2 | (D) | 5 | 2 422 | 3 | 545 | 7 | 2 224 | 2 | (D) | 5 | 507 | 1 | (D) | 9 |
| 60 | (0) | 22 | 9 604 | 61 | (0) | 14 | (0) | 21 | 1 477 | 108 | 7 918 | 9 | 1 689 | 73 | 4 909 | 38 | 1 098 | 10 |
| 4 | 288 | 1 | (D) | 5 | 426 | 2 | (D) | 1 | (D) | 20 | 2 899 | 1 | (D) | 15 | 1 664 | 5 | 192 | 11 |
| 12 | 848 | 2 | (0) | 11 | 937 | - | - | 3 | 76 | 14 | 612 | 4 | 727 | 16 | 462 | 6 | 88 | 12 |
| 44 | (0) | 19 | 9 302 | 45 | (D) | 12 | 493 | 17 | (D) | 74 | 4 407 | 4 | (D) | 42 | 2 783 | 27 | 818 | 13 |
| 81 | 20 010 | 32 | 13 094 | 82 | 5 668 | 31 | 2 087 | 31 | 2 276 | 167 | 6 924 | 13 | 1 747 | 110 | 9 591 | 28 | 868 | 14 |
| 7 | 3 703 | 8 | 1 799 | 8 | 436 | 4 | 157 | 1 | (D) | 17 | 374 | 2 | (D) | 6 | 580 | 1 | (D) | 15 |
| 2 | (D) | - | - | 4 | 201 | - | - | - | - | 14 | 649 | - | - | 5 | 42 | - | - | 16 |
| 16 | 6 657 | 14 | 7 676 | 11 | 834 | 17 | 1 269 | 13 | 1 266 | 23 | 1 228 | 4 | 641 | 29 | 1 970 | 8 | 173 | 17 |
| 56 | (0) | 10 | 3 619 | 59 | 4 197 | 10 | 661 | 17 | (D) | 113 | 4 673 | 7 | (D) | 70 | 6 999 | 19 | (D) | 18 |
| 853 | 184 743 | 232 | 156 028 | 482 | 50 605 | 474 | 56 997 | 312 | 58 147 | 925 | 59 467 | 148 | 22 872 | 782 | 70 579 | 341 | 26 926 | 19 |
| 290 | 39 214 | 53 | 35 625 | 93 | 7 730 | 131 | 14 559 | 74 | 10 530 | 339 | 16 760 | 42 | 5 110 | 194 | 14 831 | 61 | 2 690 | 20 |
| 6 | (0) | 1 | (0) | 6 | 664 | - | - | 2 | (D) | 3 | 109 | 2 | (D) | 4 | 564 | 5 | 469 | 21 |
| 11 | 874 | 2 | (D) | 7 | 477 | 2 | (D) | 1 | (D) | 19 | 776 | 1 | (D) | 9 | 678 | - | - | 22 |
| 8 | 1 752 | 2 | (D) | 6 | 584 | 1 | (D) | 3 | 65 | 11 | 602 | 2 | (D) | 18 | 1 676 | - | - | 23 |
| 67 | 15 010 | 35 | 14 120 | 39 | 3 728 | 36 | 3 595 | 26 | 7 532 | 108 | 6 251 | 10 | 1 456 | 56 | 4 674 | 28 | 1 412 | 24 |
| 5 | 590 | - | - | 10 | 1 198 | - | - | - | - | 14 | 1 900 | 1 | (D) | 7 | 622 | 2 | (D) | 25 |
| 10 | 4 130 | - | - | 4 | 592 | 3 | 222 | 2 | (D) | 1 | (D) | 3 | 502 | 12 | 1 557 | 4 | 82 | 26 |
| 83 | 17 585 | 35 | 28 610 | 34 | 3 973 | 84 | 8 472 | 45 | 7 346 | 60 | 3 132 | 15 | 3 117 | 113 | 10 268 | 20 | 1 816 | 27 |
| 43 | 12 415 | 12 | 15 272 | 33 | 2 363 | 27 | 2 065 | 19 | 9 868 | 44 | 2 850 | 8 | 1 135 | 39 | 4 608 | 29 | 2 362 | 28 |
| 35 | 8 743 | 10 | 560 | 19 | 1 947 | 8 | 772 | 3 | 704 | 25 | 761 | 6 | 761 | 29 | 2 797 | 7 | 376 | 29 |
| 20 | 2 230 | 2 | (D) | 3 | 200 | 2 | (D) | 7 | 221 | 8 | 419 | 2 | (0) | 21 | 767 | 3 | 193 | 30 |
| 29 | 9 526 | 15 | 12 448 | 15 | 2 438 | 34 | 3 072 | 21 | 2 008 | 29 | 1 537 | 6 | 1 403 | 55 | 4 213 | 8 | 535 | 31 |
| 27 | 10 976 | 20 | 14 542 | 20 | 2 112 | 39 | 6 455 | 26 | 2 412 | 16 | 894 | 8 | 1 659 | 51 | 6 088 | 23 | (D) | 32 |
| 219 | (D) | 45 | 29 310 | 193 | 22 599 | 107 | 17 506 | 83 | 17 204 | 248 | (0) | 42 | 6 381 | 174 | 17 236 | 151 | 16 122 | 33 |
| 8 | 5 032 | 1 | (D) | 6 | 800 | - | (D) | 3 | 387 | 11 | 923 | 2 | (D) | 8 | 755 | 8 | 186 | 34 |
| 27 | 5 711 | - | - | 23 | 2 161 | 18 | 1 240 | 6 | 752 | 15 | 1 140 | 5 | 979 | 25 | 2 597 | 15 | 1 937 | 35 |
| 43 | 6 171 | 10 | 8 259 | 37 | 3 750 | 10 | 424 | 5 | 677 | 37 | 1 663 | 9 | 724 | 17 | 2 144 | 18 | (D) | 36 |
| 15 | 2 307 | - | - | 18 | 2 495 | 6 | 197 | 5 | 186 | 15 | 2 179 | 3 | (D) | 17 | 2 827 | 6 | 355 | 37 |
| 19 | 6 002 | 3 | (0) | 15 | 1 174 | 11 | 7 649 | 13 | 5 803 | 19 | 2 853 | 5 | 949 | 32 | 1 809 | 22 | 4 820 | 38 |
| 86 | (D) | 22 | 14 744 | 49 | 6 627 | 50 | 5 784 | 42 | 7 227 | 104 | 10 484 | 13 | 2 294 | 61 | 5 387 | 62 | 6 647 | 39 |
| 21 | (0) | 9 | 4 073 | 45 | 5 592 | 12 | (D) | 9 | 2 172 | 47 | (0) | 5 | 657 | 14 | 1 717 | 20 | (0) | 40 |
| 134 | 23 897 | 42 | 15 181 | 99 | 9 418 | 40 | 2 275 | 40 | 3 559 | 177 | 7 365 | 13 | 1 969 | 120 | 9 378 | 38 | 2 385 | 41 |
| 12 | 1 023 | 7 | 1 427 | 5 | 624 | 5 | 227 | 5 | 229 | 12 | 415 | 2 | (D) | 6 | 496 | - | - | 42 |
| 14 | 5 997 | 8 | 4 182 | 12 | 1 028 | 13 | 644 | 14 | 1 015 | 14 | 708 | 2 | (D) | 18 | 1 304 | 4 | 142 | 43 |
| 43 | 8 123 | 10 | 4 593 | 22 | 3 800 | 7 | 669 | 11 | 906 | 48 | 2 933 | 4 | 701 | 18 | 1 934 | 11 | 807 | 44 |
| 18 | 3 808 | 12 | 4 740 | 9 | 827 | 9 | 525 | 6 | 1 287 | 17 | 448 | 2 | (D) | 24 | 1 697 | 8 | 958 | 45 |
| 47 | 4 946 | 5 | 239 | 51 | 3 139 | 6 | 210 | 4 | 122 | 86 | 2 861 | 3 | 106 | 54 | 3 947 | 15 | 478 | 46 |

TABLE 4. Standard Metropolitan Statistical Areas: 1963

| SIC code | Standard metropolitan statistical area and kind of business | Establishments | | Receipts | | Payroll, entire year (\$1,000) | Payroll, workweek ended nearest Nov. 15 (dollars) | Paid employees, workweek ended nearest Nov. 15 (number) | Active proprietors of unincorporated businesses (number) |
|---|--|---|-----------------------|-------------------------------------|---------------------------------------|--------------------------------|---|---|--|
| | | Total (number) | With payroll (number) | Total, all establishments (\$1,000) | Establishments with payroll (\$1,000) | | | | |
| NEW YORK-NORTHEASTERN NEW JERSEY SCA ¹ | | Consists of New York, N.Y., SMSA; Newark, Jersey City, and Paterson-Clifton-Passaic, N.J., SMSA's and Middlesex and Somerset Counties, N.J. | | | | | | | |
| | RETAIL TRADE, TOTAL | 142 569 | 99 361 | 21 636 439 | 20 478 208 | 2 741 569 | 55 464 979 | 765 402 | 112 313 |
| | LUMBER, BUILDING MATERIALS, HARDWARE, FARM EQUIPMENT DEALERS | | | | | | | | |
| 52 | TOTAL | 4 762 | 3 506 | 649 658 | 617 472 | 84 358 | 1 657 001 | 16 962 | 3 171 |
| 521 | LUMBER YARDS | 656 | 638 | 245 414 | 244 636 | 31 918 | 614 341 | 5 577 | 189 |
| | BUILDING MATERIALS DEALERS | 643 | 457 | 77 959 | 73 893 | 10 580 | 215 658 | 2 165 | 373 |
| 522 | HEATING, PLUMBING EQUIPMENT DEALERS | 213 | 153 | 31 451 | 30 249 | 4 904 | 92 021 | 861 | 142 |
| 523 | PAINT, GLASS, WALLPAPER STORES | 1 018 | 778 | 99 887 | 92 767 | 13 051 | 266 235 | 2 931 | 636 |
| 524 | ELECTRICAL SUPPLY STORES | 162 | 120 | 26 552 | 25 492 | 2 951 | 56 935 | 603 | 86 |
| 5251 | HARDWARE STORES | 2 010 | 1 314 | 156 140 | 138 426 | 19 311 | 379 271 | 4 503 | 1 704 |
| 5252 | FARM EQUIPMENT DEALERS | 60 | 46 | 12 255 | 12 009 | 1 643 | 32 540 | 322 | 41 |
| | GENERAL MERCHANDISE GROUP STORES* | | | | | | | | |
| 53 PART* | TOTAL | 3 649 | 2 689 | 2 864 288 | 2 845 738 | 419 526 | 8 941 151 | 141 023 | 2 372 |
| 531 | DEPARTMENT STORES | 152 | 152 | 2 232 615 | 2 232 615 | 326 696 | 7 116 788 | 107 339 | - |
| 533 | LIMITED PRICE VARIETY STORES | 1 161 | 975 | 330 881 | 327 195 | 56 478 | 1 053 286 | 23 306 | 580 |
| 539 | GENERAL MERCHANDISE STORES | 1 270 | 876 | 231 461 | 223 051 | 27 641 | 584 342 | 7 767 | 856 |
| | DRY GOODS STORES | 765 | 529 | 57 849 | 53 479 | 7 425 | 156 805 | 2 077 | 634 |
| | SEWING, NEEDLEWORK STORES | 301 | 157 | 11 482 | 9 398 | 1 286 | 29 930 | 534 | 302 |
| | FOOD STORES | | | | | | | | |
| 54 | TOTAL | 32 604 | 19 266 | 5 468 533 | 5 005 959 | 464 408 | 9 325 547 | 125 205 | 29 417 |
| 541 | GROCERY STORES, INCLUDING DELICATESSENS | 15 831 | 9 741 | 4 315 885 | 4 069 147 | 336 005 | 6 660 743 | 87 401 | 13 505 |
| 542 | MEAT MARKETS | 5 633 | 3 665 | 503 079 | 428 661 | 40 096 | 817 731 | 9 859 | 5 853 |
| | FISH (SEAFOOD) MARKETS | 865 | 487 | 46 547 | 37 183 | 3 483 | 70 879 | 1 063 | 932 |
| 543 | FRUIT STORES, VEGETABLE MARKETS | 1 797 | 773 | 88 833 | 64 023 | 6 178 | 130 513 | 1 919 | 1 902 |
| 544 | CANDY, NUT, CONFECTIONERY STORES | 4 272 | 1 410 | 167 744 | 86 536 | 9 952 | 198 682 | 4 339 | 3 870 |
| 545 | DAIRY PRODUCTS STORES | 609 | 377 | 69 738 | 61 788 | 7 768 | 160 132 | 1 855 | 502 |
| 546 | RETAIL BAKERIES | 2 760 | 2 394 | 233 808 | 223 796 | 56 927 | 1 214 524 | 17 603 | 2 056 |
| 5462 | RETAIL BAKERIES, MANUFACTURING | 2 156 | 1 978 | 181 600 | 177 078 | 50 107 | 1 072 911 | 15 327 | 1 723 |
| 5463 | RETAIL BAKERIES, NONMANUFACTURING | 604 | 416 | 52 208 | 46 718 | 6 820 | 141 613 | 2 276 | 333 |
| 549 | EGG AND POULTRY DEALERS | 473 | 257 | 27 308 | 22 606 | 2 311 | 45 338 | 686 | 443 |
| | OTHER | 364 | 162 | 15 591 | 12 219 | 1 688 | 27 005 | 480 | 354 |
| | AUTOMOTIVE DEALERS | | | | | | | | |
| 55 EX-554 | TOTAL | 3 722 | 2 984 | 2 582 749 | 2 560 049 | 218 766 | 4 101 971 | 35 840 | 1 893 |
| 551 | PASSENGER CAR DEALERS, FRANCHISED | 1 333 | 1 325 | 2 255 412 | 2 254 818 | 182 932 | 3 386 717 | 28 289 | 266 |
| | DOMESTIC CAR DEALERS | 1 012 | 1 010 | 1 919 774 | 1 919 752 | 151 285 | 2 796 972 | 23 252 | 177 |
| | IMPORTED CAR DEALERS | 174 | 172 | 108 005 | 107 913 | 13 505 | 261 626 | 2 277 | 49 |
| | DOMESTIC AND IMPORTED CAR DEALERS | 147 | 143 | 227 633 | 227 153 | 18 142 | 328 119 | 2 760 | 40 |
| 552 | PASSENGER CAR DEALERS, NONFRANCHISED | 948 | 542 | 137 029 | 123 505 | 9 831 | 198 924 | 2 003 | 708 |
| 553 | TIRE, BATTERY, ACCESSORY DEALERS | 1 059 | 851 | 131 398 | 126 376 | 19 736 | 394 722 | 4 139 | 681 |
| | HOME AND AUTO SUPPLY STORES | 46 | 44 | 16 996 | 16 992 | 1 864 | 35 570 | 500 | 28 |
| 559 | MISCELLANEOUS AIRCRAFT, MARINE, AUTOMOTIVE DEALERS | 336 | 222 | 41 914 | 38 358 | 4 403 | 86 038 | 909 | 210 |
| | AIRCRAFT, BOAT, MOTORCYCLE DEALERS | 267 | 173 | 31 066 | 28 684 | 3 438 | 67 953 | 699 | 166 |
| | HOUSEHOLD TRAILER DEALERS | 39 | 29 | 5 684 | 5 194 | 510 | 9 389 | 104 | 28 |
| | OTHER AUTOMOTIVE DEALERS | 30 | 20 | 5 164 | 4 480 | 455 | 8 696 | 106 | 16 |
| | GASOLINE SERVICE STATIONS | | | | | | | | |
| 55PT(554) | TOTAL | 8 907 | 7 277 | 1 001 324 | 927 180 | 89 030 | 1 876 549 | 25 798 | 8 589 |
| | APPAREL, ACCESSORY STORES | | | | | | | | |
| 56 | TOTAL | 15 762 | 11 666 | 2 012 294 | 1 925 267 | 296 341 | 5 932 014 | 80 973 | 10 709 |
| 561,567 | MEN'S, BOYS' APPAREL STORES, CUSTOM TAILORS | 3 333 | 2 615 | 489 121 | 471 247 | 75 644 | 1 517 934 | 16 430 | 2 128 |
| 561 | MEN'S, BOYS' CLOTHING AND FURNISHINGS STORES | 2 741 | 2 307 | 465 001 | 449 727 | 69 972 | 1 395 922 | 15 115 | 1 584 |
| 567 | CUSTOM TAILORS | 592 | 308 | 24 120 | 21 520 | 5 672 | 122 012 | 1 315 | 544 |
| 562-3,568 | WOMEN'S CLOTHING, SPECIALTY STORES | 7 081 | 5 357 | 949 112 | 917 361 | 143 787 | 2 895 935 | 44 286 | 5 136 |
| 562 | WOMEN'S READY-TO-WEAR STORES | 3 497 | 2 801 | 685 027 | 671 602 | 109 597 | 2 162 752 | 33 293 | 2 389 |
| 563,568 | WOMEN'S ACCESSORY, SPECIALTY STORES, FURRIERS | 3 584 | 2 556 | 264 085 | 245 759 | 34 190 | 733 183 | 10 993 | 2 747 |
| 563 | MILLINERY STORES | 524 | 334 | 16 468 | 14 326 | 2 515 | 54 626 | 1 018 | 446 |
| | CORSET, LINGERIE STORES | 632 | 490 | 43 348 | 41 076 | 5 658 | 11 440 | 1 740 | 475 |
| | HOSIERY STORES | 276 | 182 | 15 507 | 13 341 | 1 732 | 34 833 | 546 | 204 |
| | APPAREL, ACCESSORY, OTHER SPECIALTY STORES | 1 491 | 1 239 | 150 231 | 144 719 | 18 696 | 401 172 | 6 397 | 1 058 |
| 568 | FURRIERS, FUR SHOPS | 661 | 311 | 38 531 | 32 297 | 5 589 | 131 112 | 1 292 | 564 |
| 565 | FAMILY CLOTHING STORES | 1 505 | 529 | 148 439 | 128 569 | 17 791 | 381 077 | 5 608 | 1 384 |
| 566 | SHOE STORES | 2 832 | 2 410 | 337 101 | 325 389 | 48 962 | 927 664 | 11 055 | 1 230 |
| | MEN'S SHOE STORES | 484 | 474 | 57 923 | 57 459 | 8 228 | 148 111 | 1 536 | 72 |
| | WOMEN'S SHOE STORES | 657 | 649 | 111 696 | 111 500 | 18 107 | 349 609 | 3 796 | 161 |
| | CHILDREN'S, JUVENILES' SHOE STORES | 155 | 143 | 12 448 | 12 056 | 1 875 | 36 588 | 389 | 80 |
| | FAMILY SHOE STORES | 1 536 | 1 144 | 155 034 | 144 374 | 20 752 | 393 356 | 5 154 | 917 |
| 564 | CHILDREN'S, INFANTS' WEAR STORES | 855 | 719 | 79 119 | 75 733 | 9 032 | 184 906 | 3 268 | 672 |
| 569 | MISCELLANEOUS APPAREL, ACCESSORY STORES | 156 | 36 | 9 402 | 6 968 | 1 125 | 24 498 | 326 | 159 |

Standard Notes: - Represents zero. (D) Withheld to avoid disclosure. (NA) Not available. (X) Not applicable.
 *Nonstore retailers, part of SIC major group 53, are shown separately in this table.
¹New York-Northeastern New Jersey Standard Consolidated Area.

TABLE 4. Standard Metropolitan Statistical Areas: 1963-Continued

| SIC code | Standard metropolitan statistical area and kind of business | Establishments | | Receipts | | Payroll, entire year (\$1,000) | Payroll, workweek ended nearest Nov. 15 (dollars) | Paid employees, workweek ended nearest Nov. 15 (number) | Active proprietors of unincorporated businesses (number) |
|--|---|----------------|-----------------------|-------------------------------------|---------------------------------------|--------------------------------|---|---|--|
| | | Total (number) | With payroll (number) | Total, all establishments (\$1,000) | Establishments with payroll (\$1,000) | | | | |
| NEW YORK-NORTHEASTERN NEW JERSEY SCA ¹ -Continued | | | | | | | | | |
| FURNITURE, HOME FURNISHINGS, EQUIPMENT STORES | | | | | | | | | |
| S7 | TOTAL | 8 549 | 6 169 | 1 151 771 | 1 101 487 | 160 821 | 3 194 064 | 33 053 | 5 562 |
| S71 | FURNITURE, HOME FURNISHINGS STORES | 6 136 | 4 322 | 782 313 | 745 729 | 117 693 | 2 358 163 | 24 204 | 4 136 |
| S712 | FURNITURE STORES | 3 286 | 2 270 | 503 409 | 482 163 | 74 341 | 1 459 113 | 14 597 | 1 973 |
| S713 | FLOOR COVERING STORES | 1 082 | 856 | 147 098 | 142 004 | 23 007 | 480 420 | 4 321 | 1 706 |
| S714 | DRAPERY, CURTAIN, UPHOLSTERY STORES | 791 | 645 | 55 816 | 53 248 | 9 607 | 198 371 | 2 519 | 631 |
| S715 | CHINA, GLASSWARE, METALWARE STORES | 293 | 209 | 39 214 | 38 314 | 5 343 | 107 882 | 1 450 | 215 |
| S719 | MISCELLANEOUS HOME FURNISHINGS STORES | 684 | 344 | 36 776 | 30 000 | 5 395 | 112 377 | 1 317 | 611 |
| S72 | HOUSEHOLD APPLIANCE STORES | 1 122 | 890 | 210 847 | 204 201 | 22 910 | 438 300 | 4 757 | 564 |
| S732 | RADIO, TELEVISION STORES | 689 | 593 | 97 166 | 95 028 | 11 892 | 233 061 | 2 378 | 422 |
| S733 | MUSIC STORES | 602 | 364 | 61 445 | 56 529 | 8 326 | 164 540 | 1 714 | 440 |
| | RECORD SHOPS | 296 | 168 | 27 190 | 24 784 | 3 086 | 66 074 | 726 | 218 |
| | MUSICAL INSTRUMENT STORES | 306 | 196 | 34 255 | 31 745 | 5 240 | 98 466 | 988 | 222 |
| EATING, DRINKING PLACES | | | | | | | | | |
| S8 | TOTAL | 29 273 | 24 607 | 2 411 124 | 2 317 486 | 575 878 | 11 889 771 | 208 422 | 22 098 |
| S812 | EATING PLACES | 19 257 | 15 767 | 1 880 221 | 1 814 663 | 477 617 | 9 882 748 | 177 220 | 14 319 |
| | RESTAURANTS, LUNCHROOMS | 12 625 | 11 279 | 1 353 652 | 1 325 900 | 351 145 | 7 289 908 | 131 523 | 9 033 |
| | CAFETERIAS | 719 | 701 | 129 885 | 129 503 | 41 415 | 820 935 | 13 762 | 211 |
| | REFRESHMENT PLACES | 4 861 | 2 863 | 234 200 | 198 862 | 38 132 | 769 284 | 15 510 | 4 523 |
| | CATERERS | 1 052 | 924 | 162 484 | 160 398 | 46 925 | 1 002 621 | 16 425 | 552 |
| S813 | DRINKING PLACES (ALCOHOLIC BEVERAGES) | 10 016 | 8 840 | 530 903 | 502 823 | 98 261 | 2 007 023 | 31 202 | 7 779 |
| DRUG STORES, PROPRIETARY STORES | | | | | | | | | |
| S9PT(S91) | TOTAL | 5 029 | 4 561 | 618 283 | 602 411 | 86 991 | 1 723 213 | 21 783 | 3 636 |
| S91 | DRUG STORES | 4 877 | 4 447 | 603 511 | 588 459 | 85 378 | 1 690 666 | 21 330 | 3 533 |
| | PROPRIETARY STORES | 152 | 114 | 14 772 | 13 952 | 1 613 | 32 547 | 453 | 103 |
| OTHER RETAIL STORES | | | | | | | | | |
| S9 Ex-S91 | TOTAL | 22 978 | 14 650 | 2 259 773 | 2 052 361 | 269 083 | 5 305 807 | 59 672 | 18 388 |
| S92 | LIQUOR STORES | 4 114 | 3 528 | 606 010 | 562 690 | 47 715 | 907 575 | 10 741 | 3 290 |
| S93 | ANTIQUES STORES, SECONOHANO STORES | 1 753 | 865 | 89 036 | 77 168 | 13 536 | 266 510 | 3 335 | 1 445 |
| S932 | ANTIQUARIAN STORES | 610 | 180 | 30 937 | 25 163 | 4 007 | 71 295 | 694 | 590 |
| S933 | SECONOHANO STORES | 1 143 | 685 | 58 099 | 52 005 | 9 529 | 195 215 | 2 641 | 855 |
| S94 | BOOK, STATIONERY STORES | 2 014 | 1 296 | 161 492 | 139 064 | 20 059 | 396 149 | 5 321 | 1 610 |
| S942 | BOOK STORES | 449 | 305 | 41 888 | 38 986 | 5 536 | 111 715 | 1 477 | 317 |
| S943 | STATIONERY STORES | 1 565 | 991 | 119 604 | 100 078 | 14 523 | 284 434 | 3 844 | 1 293 |
| S95 | SPORTING GOODS STORES, BICYCLE SHOPS | 821 | 471 | 67 834 | 61 182 | 8 922 | 166 819 | 1 960 | 681 |
| S952 | SPORTING GOODS STORES | 666 | 396 | 61 928 | 56 478 | 8 398 | 155 579 | 1 796 | 534 |
| S953 | BICYCLE SHOPS | 155 | 75 | 5 906 | 4 704 | 524 | 11 240 | 164 | 147 |
| S962 | HAY, GRAIN, FEED STORES | 77 | 69 | 20 633 | 20 517 | 1 417 | 30 615 | 391 | 52 |
| S969 | OTHER FARM SUPPLY STORES | 19 | 17 | 4 645 | 4 639 | 4 15 | 8 753 | 97 | 10 |
| | GARDEN SUPPLY STORES | 234 | 184 | 26 490 | 25 616 | 3 790 | 70 238 | 892 | 158 |
| S97 | JEWELRY STORES | 1 844 | 1 054 | 150 511 | 135 499 | 21 683 | 429 677 | 4 737 | 1 470 |
| S98 | FUEL, ICE DEALERS | 2 274 | 1 590 | 551 796 | 532 044 | 75 493 | 1 507 239 | 12 731 | 1 496 |
| S982 | COAL AND WOOD DEALERS | 260 | 192 | 45 442 | 44 350 | 5 747 | 121 974 | 1 340 | 186 |
| | ICE DEALERS | 187 | 27 | 2 634 | 930 | 167 | 3 579 | 52 | 182 |
| S983 | FUEL OIL DEALERS | 1 756 | 1 312 | 486 717 | 469 941 | 65 880 | 1 308 981 | 10 675 | 1 105 |
| S984 | BOTTLED GAS DEALERS | 71 | 59 | 17 003 | 16 823 | 3 699 | 72 705 | 664 | 23 |
| S992 | FLORISTS | 1 732 | 1 104 | 79 706 | 69 002 | 14 476 | 278 838 | 3 683 | 1 537 |
| S993 | CIGAR STORES, STANOS | 1 094 | 654 | 82 066 | 66 008 | 6 091 | 122 311 | 1 789 | 964 |
| S994 | NEWS DEALERS, NEWSSTANDS | 1 360 | 572 | 59 366 | 42 666 | 4 701 | 97 566 | 1 701 | 1 167 |
| S996 | CAMERA, PHOTOGRAPHIC SUPPLY STORES | 378 | 316 | 56 405 | 54 721 | 6 497 | 129 245 | 1 408 | 1 196 |
| S997 | GIFT, NOVELTY, SOUVENIR SHOPS | 1 381 | 671 | 56 975 | 45 583 | 6 571 | 140 045 | 2 241 | 1 164 |
| S998 | OPTICAL GOODS STORES | 1 080 | 732 | 46 071 | 40 823 | 11 503 | 222 203 | 2 099 | 903 |
| S999 | TYPEWRITER STORES | 93 | 81 | 8 172 | 7 920 | 1 784 | 35 475 | 372 | 57 |
| | LUGGAGE, LEATHER GOODS STORES | 204 | 140 | 18 320 | 16 794 | 2 569 | 46 800 | 573 | 139 |
| | HOBBY, TOY, GAME STORES | 487 | 301 | 45 074 | 41 452 | 5 389 | 119 726 | 1 780 | 381 |
| | RELIGIOUS GOODS STORES | 135 | 49 | 4 663 | 3 631 | 551 | 11 606 | 150 | 119 |
| | PET SHOPS | 356 | 130 | 10 777 | 7 723 | 1 115 | 24 474 | 377 | 307 |
| | OTHER | 1 528 | 826 | 113 731 | 97 619 | 14 806 | 293 943 | 3 294 | 1 242 |
| NONSTORE RETAILERS* | | | | | | | | | |
| S3 PART* | TOTAL | 7 334 | 1 986 | 616 642 | 522 798 | 76 367 | 1 517 891 | 16 671 | 6 478 |
| S32 | MAIL-ORDER HOUSES | 623 | 345 | 177 861 | 173 787 | 17 960 | 367 791 | 4 666 | 446 |
| S34 | MERCHANDISE VENDING MACHINE OPERATORS | 775 | 439 | 137 817 | 130 327 | 15 245 | 316 341 | 3 194 | 522 |
| S35 | DIRECT SELLING (HOUSE-TO-HOUSE) ORGANIZATIONS | 5 936 | 1 202 | 300 964 | 218 684 | 43 162 | 833 759 | 8 811 | 5 510 |

Standard Notes: - Represents zero. (D) Withheld to avoid disclosure. (NA) Not available. (X) Not applicable.
 *Nonstore retailers, part of SIC major group 53, are shown separately in this table.
 New York-Northeastern New Jersey Standard Consolidated Area.

TABLE 4. Standard Metropolitan Statistical Areas: 1963-Continued

| SIC code | Standard metropolitan statistical area and kind of business | Establishments | | Sales | | Payroll, entire year (\$1,000) | Payroll, workweek ended nearest Nov. 15 (dollars) | Paid employees, workweek ended nearest Nov. 15 (number) | Active proprietors of unincorporated businesses (number) |
|-----------|--|--|-----------------------|-------------------------------------|---------------------------------------|--------------------------------|---|---|--|
| | | Total (number) | With payroll (number) | Total, all establishments (\$1,000) | Establishments with payroll (\$1,000) | | | | |
| | ALLENTOWN-BETHLEHEM-EASTON, PA.-N.J., SMSA | Data for this Standard Metropolitan Statistical Area will be presented in Volume II, Part 3, Chapter 40. | | | | | | | |
| | ATLANTIC CITY SMSA | Coextensive with Atlantic County, N.J. | | | | | | | |
| | RETAIL TRADE, TOTAL | 2 545 | 1 795 | 289 276 | 273 682 | 36 249 | 710 386 | 11 573 | 2 179 |
| | LUMBER, BUILDING MATERIALS, HARDWARE, FARM EQUIPMENT DEALERS | | | | | | | | |
| | TOTAL | 87 | 65 | 13 655 | 13 185 | 1 747 | 33 827 | 395 | 64 |
| 52 | LUMBER YARDS | 13 | 13 | 5 688 | 5 688 | 847 | 16 976 | 169 | 4 |
| 521 | BUILDING MATERIALS DEALERS | 19 | 11 | 2 874 | 2 738 | 242 | 5 113 | 64 | 16 |
| 522 | HEATING, PLUMBING EQUIPMENT DEALERS | 5 | 3 | 312 | (D) | (D) | (D) | (D) | (D) |
| 523 | PAINT, GLASS, WALLPAPER STORES | 10 | 10 | 1 205 | 1 205 | 156 | 2 971 | 40 | 8 |
| 524 | ELECTRICAL SUPPLY STORES | 4 | 2 | 121 | (D) | (D) | (D) | (D) | (D) |
| 5251 | HARDWARE STORES | 31 | 21 | 2 505 | 2 247 | 378 | 6 688 | 96 | 22 |
| 5252 | FARM EQUIPMENT DEALERS | 5 | 5 | 950 | 950 | 92 | 1 506 | 18 | 3 |
| | GENERAL MERCHANDISE GROUP STORES* | | | | | | | | |
| | TOTAL | 67 | 53 | 24 129 | 23 987 | 2 624 | 46 338 | 880 | 53 |
| 53 PART* | DEPARTMENT STORES | 2 | 2 | (D) | (D) | (D) | (D) | (D) | (D) |
| 533 | LIMITED PRICE VARIETY STORES | 39 | 29 | 6 419 | 6 319 | 1 058 | 15 145 | 304 | 28 |
| 539 | GENERAL MERCHANDISE STORES | 17 | 13 | 2 564 | 2 522 | 300 | 6 222 | 110 | 15 |
| | DRY GOODS STORES | 7 | 7 | 480 | 480 | 69 | 1 347 | 23 | 8 |
| | SEWING, NEEDLEWORK STORES | 2 | 2 | (D) | (D) | (D) | (D) | (D) | (D) |
| | FOOD STORES | | | | | | | | |
| | TOTAL | 439 | 229 | 64 138 | 59 106 | 4 909 | 95 075 | 1 332 | 412 |
| 54 | GROCERY STORES, INCLUDING DELICATESSENS | 249 | 123 | 54 758 | 51 206 | 3 855 | 69 288 | 938 | 251 |
| 542 | MEAT MARKETS | 28 | 20 | 2 014 | 1 848 | 135 | 2 694 | 41 | 30 |
| | FISH (SEAFOOD) MARKETS | 12 | 6 | 486 | 442 | 23 | 482 | 10 | 12 |
| 543 | FRUIT STORES, VEGETABLE MARKETS | 35 | 9 | 772 | 416 | 32 | 796 | 14 | 37 |
| 544 | CANDY, NUT, CONFECTIONERY STORES | 68 | 46 | 3 916 | 3 564 | 497 | 13 902 | 211 | 33 |
| 545 | DAIRY PRODUCTS STORES | 3 | 1 | 209 | (D) | (D) | (D) | (D) | (D) |
| 546 | RETAIL BAKERIES | 31 | 21 | 1 633 | (D) | (D) | (D) | (D) | (D) |
| 5462 | RETAIL BAKERIES, MANUFACTURING | 26 | 20 | 1 176 | 1 066 | 291 | 6 136 | 94 | 28 |
| 5463 | RETAIL BAKERIES, NONMANUFACTURING | 5 | 1 | 457 | (D) | (D) | (D) | (D) | (D) |
| 549 | EGG AND POULTRY DEALERS | 6 | - | 78 | - | - | - | - | 6 |
| | OTHER | 7 | 3 | 272 | 196 | 42 | 1 017 | 14 | 6 |
| | AUTOMOTIVE DEALERS | | | | | | | | |
| | TOTAL | 107 | 75 | 33 241 | 32 489 | 2 815 | 58 110 | 683 | 81 |
| 55 EX.554 | PASSENGER CAR DEALERS, FRANCHISED | 36 | 36 | 26 878 | 26 878 | 2 238 | 48 215 | 543 | 14 |
| 551 | DOMESTIC CAR DEALERS | 30 | 30 | 24 382 | 24 382 | 1 940 | 42 680 | 488 | 9 |
| | IMPORTED CAR DEALERS | 3 | 3 | (D) | (D) | (D) | (D) | (D) | (D) |
| | DOMESTIC AND IMPORTED CAR DEALERS | 3 | 3 | (D) | (D) | (D) | (D) | (D) | (D) |
| 552 | PASSENGER CAR DEALERS, NONFRANCHISED | 33 | 9 | 1 703 | 1 201 | 106 | 1 926 | 24 | 33 |
| 553 | TIRE, BATTERY, ACCESSORY DEALERS | 19 | 15 | 2 707 | 2 667 | 336 | 5 308 | 85 | 16 |
| | HOME AND AUTO SUPPLY STORES | - | - | - | - | - | - | - | - |
| 559 | MISCELLANEOUS AIRCRAFT, MARINE, AUTOMOTIVE DEALERS | 19 | 15 | 1 953 | 1 743 | 135 | 2 661 | 31 | 18 |
| | AIRCRAFT, BOAT, MOTORCYCLE DEALERS | 14 | 12 | 1 679 | 1 625 | 123 | 2 470 | 28 | 11 |
| | HOUSEHOLD TRAILER DEALERS | 2 | 2 | (D) | (D) | (D) | (D) | (D) | (D) |
| | OTHER AUTOMOTIVE DEALERS | 3 | 1 | (D) | (D) | (D) | (D) | (D) | (D) |
| | GASOLINE SERVICE STATIONS | | | | | | | | |
| 55PT(554) | TOTAL | 251 | 161 | 16 181 | 13 835 | 999 | 19 430 | 350 | 268 |
| | APPAREL, ACCESSORY STORES | | | | | | | | |
| | TOTAL | 234 | 168 | 20 712 | 19 490 | 2 719 | 53 210 | 801 | 202 |
| 56 | MEN'S, BOYS' APPAREL STORES, CUSTOM TAILORS | 47 | 41 | 4 065 | 3 819 | 508 | 9 704 | 124 | 38 |
| 561 | MEN'S, BOYS' CLOTHING AND FURNISHINGS STORES | 41 | 37 | 4 019 | 3 787 | 498 | 9 510 | 120 | 32 |
| 567 | CUSTOM TAILORS | 6 | 4 | 46 | 32 | 10 | 194 | 4 | 6 |
| 562-3,568 | WOMEN'S CLOTHING, SPECIALTY STORES | 108 | 80 | 10 418 | 10 056 | 1 470 | 28 371 | 461 | 100 |
| 562 | WOMEN'S READY-TO-WEAR STORES | 51 | 39 | 7 019 | 6 859 | 1 054 | 20 054 | 329 | 48 |
| 563,568 | WOMEN'S ACCESSORY, SPECIALTY STORES, FURRIERS | 57 | 41 | 3 399 | 3 197 | 416 | 8 317 | 132 | 52 |
| 563 | MILLINERY STORES | 9 | 3 | 150 | (D) | (D) | (D) | (D) | (D) |
| | CORSET, LINGERIE STORES | 5 | 5 | 209 | 209 | 35 | 524 | 10 | 2 |
| | HOSIERY STORES | 3 | 1 | 90 | (D) | (D) | (D) | (D) | (D) |
| | APPAREL, ACCESSORY, OTHER SPECIALTY STORES | 30 | 24 | 2 087 | 1 965 | 213 | 4 147 | 82 | 28 |
| 568 | FURRIERS, FUR SHOPS | 10 | 8 | 863 | 845 | 149 | 3 294 | 34 | 7 |
| 565 | FAMILY CLOTHING STORES | 18 | 10 | 1 648 | 1 500 | 176 | 4 172 | 69 | 17 |
| 566 | SHOE STORES | 45 | 27 | 3 665 | 3 269 | 482 | 8 814 | 106 | 31 |
| | MEN'S SHOE STORES | 5 | 5 | 351 | 351 | 41 | 760 | 11 | 3 |
| | WOMEN'S SHOE STORES | 6 | 6 | 779 | 779 | 92 | 2 405 | 19 | 4 |
| | CHILDREN'S, JUVENILES' SHOE STORES | 2 | - | 60 | - | - | - | - | 2 |
| | FAMILY SHOE STORES | 32 | 16 | 2 475 | 2 139 | 349 | 5 649 | 76 | 22 |
| 564 | CHILDREN'S, INFANTS' WEAR STORES | 11 | 9 | 862 | (D) | (D) | (D) | (D) | (D) |
| 569 | MISCELLANEOUS APPAREL, ACCESSORY STORES | 5 | 1 | 54 | (D) | (D) | (D) | (D) | (D) |

Standard Notes: - Represents zero. (D) Withheld to avoid disclosure. (NA) Not available. (X) Not applicable.
 *Nonstore retailers, part of SIC major group 53, are shown separately in this table.

TABLE 4. Standard Metropolitan Statistical Areas: 1963—Continued

| SIC code | Standard metropolitan statistical area and kind of business | Establishments | | Sales | | Payroll, entire year (\$1,000) | Payroll, workweek ended nearest Nov. 15 (dollars) | Paid employees, workweek ended nearest Nov. 15 (number) | Active proprietors of unincorporated businesses (number) |
|--|---|----------------|--------------|---------------------------|-----------------------------|--------------------------------|---|---|--|
| | | Total | With payroll | Total, all establishments | Establishments with payroll | | | | |
| | | (number) | (number) | (\$1,000) | (\$1,000) | | | | |
| ATLANTIC CITY SMSA—Continued | | | | | | | | | |
| FURNITURE, HOME FURNISHINGS, EQUIPMENT STORES* | | | | | | | | | |
| | TOTAL | 87 | 65 | 9 032 | 8 572 | 1 484 | 28 537 | 322 | 56 |
| 57 | FURNITURE, HOME FURNISHINGS STORES | 57 | 37 | 5 945 | 5 499 | 889 | 16 773 | 190 | 42 |
| 5712 | FURNITURE STORES | 38 | 24 | 4 465 | 4 075 | 635 | 12 892 | 138 | 29 |
| 5713 | FLOOR COVERING STORES | 5 | 5 | 663 | 663 | 122 | 1 904 | 25 | - |
| 5714 | DRAPERY, CURTAIN, UPHOLSTERY STORES | 6 | 2 | 133 | (0) | (0) | (0) | (0) | (0) |
| 5715 | CHINA, GLASSWARE, METALWARE STORES | 2 | - | 296 | (0) | (0) | (0) | (0) | (0) |
| 5719 | MISCELLANEOUS HOME FURNISHINGS STORES | 6 | 6 | 388 | (0) | (0) | (0) | (0) | (0) |
| 572 | HOUSEHOLD APPLIANCE STORES | 14 | 14 | 1 618 | 1 618 | 375 | 8 086 | 80 | 5 |
| 5732 | RAIO, TELEVISION STORES | 10 | 10 | 998 | 998 | 180 | 3 000 | 37 | 4 |
| 5733 | MUSIC STORES | 6 | 4 | 471 | 457 | 40 | 678 | 15 | 5 |
| | RECORD SHOPS | 1 | 1 | (0) | (0) | (0) | (0) | (0) | (0) |
| | MUSICAL INSTRUMENT STORES | 5 | 3 | (0) | (0) | (0) | (0) | (0) | (0) |
| EATING, DRINKING PLACES | | | | | | | | | |
| | TOTAL | 726 | 612 | 48 412 | 46 968 | 11 540 | 221 157 | 4 662 | 569 |
| 58 | EATING PLACES | 457 | 379 | 35 261 | 34 467 | 9 215 | 177 213 | 3 801 | 384 |
| 5812 | RESTAURANTS, LUNCHROOMS | 298 | 276 | 29 541 | 29 347 | 8 139 | 154 836 | 3 231 | 239 |
| | CAFETERIAS | 7 | 7 | 316 | 316 | 100 | 2 257 | 40 | 4 |
| | REFRESHMENT PLACES | 143 | 87 | 4 914 | 4 314 | 890 | 18 452 | 484 | 133 |
| | CATERERS | 9 | 9 | 490 | 490 | 86 | 1 668 | 46 | 8 |
| 5813 | DRINKING PLACES (ALCOHOLIC BEVERAGES) | 269 | 233 | 13 151 | 12 501 | 2 325 | 43 944 | 861 | 185 |
| DRUG STORES, PROPRIETARY STORES | | | | | | | | | |
| 59PT(591) | TOTAL | 65 | 59 | 8 808 | 8 612 | 1 200 | 21 598 | 344 | 59 |
| 591 | DRUG STORES | 58 | 54 | 8 400 | 8 242 | 1 167 | 20 761 | 325 | 52 |
| | PROPRIETARY STORES | 7 | 5 | 408 | 370 | 33 | 837 | 19 | 7 |
| OTHER RETAIL STORES | | | | | | | | | |
| 59 Ex. 591 | TOTAL | 416 | 286 | 39 166 | 36 344 | 4 590 | 86 594 | 1 130 | 357 |
| 592 | LIQUOR STORES | 80 | 76 | 8 921 | 8 675 | 718 | 14 040 | 234 | 53 |
| 593 | ANTIQUA STORES, SECONOHANO STORES | 29 | 19 | 2 198 | 2 140 | 378 | 6 289 | 72 | 23 |
| 5932 | ANTIQUA STORES | 3 | 1 | 112 | (0) | (0) | (0) | (0) | (0) |
| 5933 | SECONOHANO STORES | 26 | 18 | 2 086 | (0) | (0) | (0) | (0) | (0) |
| 594 | BOOK, STATIONERY STORES | 10 | 10 | 776 | 776 | 111 | 1 949 | 40 | 11 |
| 5942 | BOOK STORES | 2 | 2 | (0) | (0) | (0) | (0) | (0) | (0) |
| 5943 | STATIONERY STORES | 8 | 8 | (0) | (0) | (0) | (0) | (0) | (0) |
| 595 | SPORTING GOODS STORES, BICYCLE SHOPS | 9 | 3 | 387 | (0) | (0) | (0) | (0) | (0) |
| 5952 | SPORTING GOODS STORES | 7 | 3 | 367 | (0) | (0) | (0) | (0) | (0) |
| 5953 | BICYCLE SHOPS | 2 | - | 20 | - | - | - | - | 2 |
| 5962 | HAY, GRAIN, FEED STORES | 2 | 2 | (0) | (0) | (0) | (0) | (0) | (0) |
| 5969 | OTHER FARM SUPPLY STORES | 8 | 6 | 1 540 | 1 516 | 135 | 2 240 | 29 | 5 |
| 597 | JEWELRY STORES | 45 | 33 | 3 439 | 3 111 | 605 | 10 275 | 132 | 38 |
| 598 | FUEL, ICE DEALERS | 41 | 31 | 12 388 | 11 958 | 1 404 | 28 787 | 266 | 28 |
| 5982 | COAL AND WOOD DEALERS | 1 | 1 | (0) | (0) | (0) | (0) | (0) | (0) |
| | ICE DEALERS | 7 | 1 | (0) | (0) | (0) | (0) | (0) | (0) |
| 5983 | FUEL OIL DEALERS | 29 | 25 | 11 096 | 10 758 | 1 051 | 21 705 | 205 | 18 |
| 5984 | BOTTLE GAS DEALERS | 4 | 4 | (0) | (0) | (0) | (0) | (0) | (0) |
| 5992 | FLORISTS | 28 | 12 | 1 140 | 967 | 201 | 3 350 | 50 | 30 |
| 5993 | CIGAR STORES, STANDS | 29 | 9 | 1 524 | 1 016 | 112 | 1 994 | 31 | 34 |
| 5994 | NEWS DEALERS, NEWSSTANDS | 9 | 7 | 513 | 373 | 33 | 579 | 11 | 11 |
| 5996 | CAMERA, PHOTOGRAPHIC SUPPLY STORES | 2 | 2 | (0) | (0) | (0) | (0) | (0) | (0) |
| 5997 | GIFT, NOVELTY, SOUVENIR SHOPS | 64 | 46 | 3 514 | 3 292 | 539 | 10 701 | 175 | 49 |
| 5998 | OPTICAL GOODS STORES | 17 | 9 | 622 | 528 | 80 | 1 555 | 21 | 18 |
| 5999 | TYPEWRITER STORES | - | - | - | - | - | - | - | - |
| | LUGGAGE, LEATHER GOODS STORES | 4 | 2 | 315 | (0) | (0) | (0) | (0) | (0) |
| | HOBBY, TOY, GAME SHOPS | 7 | 3 | 665 | (0) | (0) | (0) | (0) | (0) |
| | RELIGIOUS GOODS STORES | 3 | 1 | 42 | (0) | (0) | (0) | (0) | (0) |
| | PET SHOPS | 6 | 2 | 88 | (0) | (0) | (0) | (0) | (0) |
| | OTHER | 23 | 13 | 750 | 576 | 88 | 2 344 | 31 | 26 |
| NONSTORE RETAILERS* | | | | | | | | | |
| 53 PART* | TOTAL | 66 | 22 | 11 802 | 11 094 | 1 622 | 46 510 | 674 | 58 |
| 532 | MAIL-ORDER HOUSES | 8 | 6 | 8 338 | (0) | (0) | (0) | (0) | (0) |
| 534 | MERCHANDISE VENDING MACHINE OPERATORS | 8 | 6 | 1 201 | 1 185 | 116 | 1 486 | 19 | 6 |
| 535 | DIRECT SELLING (HOUSE-TO-HOUSE) ORGANIZATIONS | 50 | 10 | 2 263 | (0) | (0) | (0) | (0) | (0) |

Standard Notes: - Represents zero. (D) Withheld to avoid disclosure. (NA) Not available. (X) Not applicable.
 *Nonstore retailers, part of SIC major group 53, are shown separately in this table.

TABLE 4. Standard Metropolitan Statistical Areas: 1963-Continued

| SIC code | Standard metropolitan statistical area and kind of business | Establishments | | Sales | | Payroll, entire year (\$1,000) | Payroll, workweek ended nearest Nov. 15 (dollars) | Paid employees, workweek ended nearest Nov. 15 (number) | Active proprietors of unincorporated businesses (number) |
|-------------------------|--|--------------------------------------|-----------------------|-------------------------------------|---------------------------------------|--------------------------------|---|---|--|
| | | Total (number) | With payroll (number) | Total, all establishments (\$1,000) | Establishments with payroll (\$1,000) | | | | |
| JERSEY CITY SMSA | | Coextensive with Hudson County, N.J. | | | | | | | |
| | RETAIL TRADE, TOTAL | 6 783 | 4 305 | 705 430 | 640 460 | 75 677 | 1 515 486 | 22 000 | 5 939 |
| | LUMBER, BUILDING MATERIALS, HARDWARE, FARM EQUIPMENT DEALERS | | | | | | | | |
| | TOTAL | 161 | 127 | 19 251 | 18 541 | 2 757 | 56 099 | 603 | 107 |
| 52 | LUMBER YARDS | 17 | 17 | 7 179 | 7 179 | 972 | 19 844 | 173 | 4 |
| 521 | BUILDING MATERIALS DEALERS | 14 | 12 | 1 846 | 1 804 | 442 | 9 203 | 103 | 7 |
| 522 | HEATING, PLUMBING EQUIPMENT DEALERS | 3 | 3 | (0) | (0) | (0) | (0) | (0) | (0) |
| 523 | PAINT, GLASS, WALLPAPER STORES | 39 | 31 | 4 566 | 4 330 | 593 | 11 689 | 135 | 25 |
| 524 | ELECTRICAL SUPPLY STORES | 9 | 9 | (0) | (0) | (0) | (0) | (0) | (0) |
| 5251 | HARDWARE STORES | 79 | 55 | 4 834 | 4 402 | 613 | 12 549 | 161 | 62 |
| 5252 | FARM EQUIPMENT DEALERS | - | - | - | - | - | - | - | - |
| | GENERAL MERCHANDISE GROUP STORES* | | | | | | | | |
| | TOTAL | 160 | 114 | 64 414 | 63 674 | 7 077 | 143 302 | 2 539 | 103 |
| 53 PART* | DEPARTMENT STORES | 6 | 6 | 45 401 | 45 401 | 4 493 | 93 809 | 1 490 | - |
| 533 | LIMITED PRICE VARIETY STORES | 52 | 42 | 10 829 | 10 667 | 1 765 | 33 224 | 779 | 27 |
| 539 | GENERAL MERCHANDISE STORES | 47 | 35 | 5 448 | 5 246 | 486 | 9 566 | 162 | 30 |
| | DRY GOODS STORES | 37 | 29 | 2 435 | (0) | (0) | (0) | (0) | (0) |
| | SEWING, NEEDLEWORK STORES | 18 | 2 | 301 | (0) | (0) | (0) | (0) | (0) |
| | FOOD STORES | | | | | | | | |
| | TOTAL | 1 796 | 820 | 200 592 | 168 726 | 14 945 | 295 935 | 4 224 | 1 769 |
| 54 | GROCERY STORES, INCLUDING DELICATESSENS | 854 | 402 | 154 504 | 137 092 | 10 978 | 215 499 | 2 889 | 805 |
| 542 | MEAT MARKETS | 290 | 166 | 20 141 | 15 365 | 1 391 | 28 228 | 391 | 313 |
| | FISH (SEAFOOD) MARKETS | 37 | 17 | 1 254 | 932 | 87 | 1 537 | 33 | 38 |
| 543 | FRUIT STORES, VEGETABLE MARKETS | 78 | 24 | 3 323 | 2 285 | 232 | 4 811 | 66 | 84 |
| 544 | CANOPY, NUT, CONFECTIONERY STORES | 346 | 62 | 10 232 | 2 808 | 277 | 5 133 | 157 | 339 |
| 545 | DAIRY PRODUCTS STORES | 30 | 18 | 2 058 | 1 654 | 159 | 3 599 | 45 | 30 |
| 546 | RETAIL BAKERIES | 129 | 111 | 7 976 | 7 602 | 1 734 | 35 508 | 615 | 129 |
| 5462 | RETAIL BAKERIES, MANUFACTURING | 102 | 98 | 6 579 | 6 471 | 1 583 | 32 191 | 563 | 109 |
| 5463 | RETAIL BAKERIES, NONMANUFACTURING | 27 | 13 | 1 397 | 1 131 | 151 | 3 317 | 52 | 20 |
| 549 | EGG AND POULTRY DEALERS | 21 | 15 | 861 | 805 | 74 | 1 349 | 23 | 21 |
| | OTHER | 11 | 5 | 243 | 183 | 13 | 271 | 5 | 10 |
| | AUTOMOTIVE DEALERS | | | | | | | | |
| | TOTAL | 179 | 125 | 79 452 | 77 656 | 6 409 | 122 791 | 1 125 | 113 |
| 55 EX.554 | PASSENGER CAR DEALERS, FRANCHISEO | 42 | 42 | 66 009 | 66 009 | 5 030 | 95 830 | 808 | 4 |
| 551 | DOMESTIC CAR DEALERS | 39 | 39 | 61 150 | 61 150 | 4 563 | 88 347 | 746 | 4 |
| | IMPORTED CAR DEALERS | 1 | 1 | (0) | (0) | (0) | (0) | (0) | (0) |
| | DOMESTIC AND IMPORTED CAR DEALERS | 2 | 2 | (0) | (0) | (0) | (0) | (0) | (0) |
| 552 | PASSENGER CAR DEALERS, NONFRANCHISED | 68 | 24 | 5 916 | 4 186 | 333 | 6 454 | 74 | 56 |
| 553 | TIRE, BATTERY, ACCESSORY DEALERS | 62 | 52 | 6 895 | 6 829 | 938 | 18 684 | 227 | 47 |
| | HOME AND AUTO SUPPLY STORES | 2 | 2 | (0) | (0) | (0) | (0) | (0) | (0) |
| 559 | MISCELLANEOUS AIRCRAFT, MARINE, AUTOMOTIVE DEALERS | 5 | 5 | (0) | (0) | (0) | (0) | (0) | (0) |
| | AIRCRAFT, BOAT, MOTORCYCLE DEALERS | 5 | 5 | (0) | (0) | (0) | (0) | (0) | (0) |
| | HOUSEHOLD TRAILER DEALERS | - | - | (0) | (0) | (0) | - | - | - |
| | OTHER AUTOMOTIVE DEALERS | - | - | - | - | - | - | - | - |
| | GASOLINE SERVICE STATIONS | | | | | | | | |
| 55PT(554) | TOTAL | 369 | 303 | 40 970 | 38 342 | 3 487 | 72 728 | 1 056 | 370 |
| | APPAREL, ACCESSORY STORES | | | | | | | | |
| | TOTAL | 682 | 526 | 70 049 | 67 085 | 9 070 | 179 082 | 2 756 | 493 |
| 561,567 | MEN'S, BOYS' APPAREL STORES, CUSTOM TAILORS | 124 | 94 | 16 442 | 15 792 | 2 218 | 40 588 | 526 | 110 |
| 561 | MEN'S, BOYS' CLOTHING AND FURNISHINGS STORES | 107 | 89 | 16 123 | 15 549 | 2 164 | 39 616 | 515 | 92 |
| 567 | CUSTOM TAILORS | 17 | 5 | 319 | 243 | 54 | 972 | 11 | 18 |
| 562-3,568 | WOMEN'S CLOTHING, SPECIALTY STORES | 317 | 259 | 29 754 | 28 898 | 3 898 | 80 772 | 1 350 | 216 |
| 562 | WOMEN'S READY-TO-WEAR STORES | 151 | 125 | 16 771 | 16 393 | 2 239 | 43 357 | 747 | - |
| 563,568 | WOMEN'S ACCESSORY, SPECIALTY STORES, FURRIERS | 166 | 134 | 12 983 | 12 505 | 1 659 | 37 415 | 603 | 110 (D) |
| 563 | MILLINERY STORES | 30 | 18 | 659 | 497 | 74 | 1 440 | 35 | 27 |
| | CORSET, LINGERIE STORES | 37 | 37 | 3 000 | 2 986 | 399 | 7 646 | 138 | 25 |
| | HOSIERY STORES | 8 | 6 | 726 | 714 | 95 | 1 790 | 24 | 4 |
| | APPAREL, ACCESSORY, OTHER SPECIALTY STORES | 69 | 57 | 7 780 | 7 582 | 926 | 22 842 | 355 | 46 |
| 568 | FURRIERS, FUR SHOPS | 22 | 16 | 818 | 726 | 165 | 3 697 | 51 | 13 |
| 565 | FAMILY CLOTHING STORES | 67 | 33 | 7 766 | 7 190 | 947 | 17 330 | 280 | 57 |
| 566 | SHOE STORES | 109 | 93 | 10 644 | 10 112 | 1 395 | 26 354 | 344 | 58 |
| | MEN'S SHOE STORES | 25 | 21 | 2 180 | 2 092 | 276 | 4 766 | 55 | 5 |
| | WOMEN'S SHOE STORES | 22 | 22 | 2 799 | 2 799 | 389 | 7 600 | 95 | 6 |
| | CHILDREN'S, JUVENILES' SHOE STORES | 4 | 4 | 252 | 252 | 27 | 555 | 7 | 3 |
| | FAMILY SHOE STORES | 58 | 46 | 5 413 | 4 969 | 703 | 13 433 | 187 | 44 |
| 564 | CHILDREN'S, INFANTS' WEAR STORES | 55 | 47 | 5 175 | 5 093 | 612 | 14 038 | 256 | 42 |
| 569 | MISCELLANEOUS APPAREL, ACCESSORY STORES | 10 | - | 268 | - | - | - | - | 10 |

Standard Notes: - Represents zero. (D) Withheld to avoid disclosure. (NA) Not available. (X) Not applicable.
 *Nonstore retailers, part of SIC major group 53, are shown separately in this table.

TABLE 4. Standard Metropolitan Statistical Areas: 1963—Continued

| SIC code | Standard metropolitan statistical area and kind of business | Establishments | | Sales | | Payroll, entire year (\$1,000) | Payroll, workweek ended nearest Nov. 15 (dollars) | Paid employees, workweek ended nearest Nov. 15 (number) | Active proprietors of unincorporated businesses (number) |
|--|---|----------------|-----------------------|-------------------------------------|---------------------------------------|--------------------------------|---|---|--|
| | | Total (number) | With payroll (number) | Total, all establishments (\$1,000) | Establishments with payroll (\$1,000) | | | | |
| JERSEY CITY SMSA—Continued | | | | | | | | | |
| FURNITURE, HOME FURNISHINGS, EQUIPMENT STORES | | | | | | | | | |
| | TOTAL | 327 | 243 | 36 821 | 34 289 | 4 936 | 93 253 | 1 063 | 249 |
| 57 | FURNITURE, HOME FURNISHINGS STORES | 221 | 169 | 25 009 | 23 791 | 3 814 | 72 449 | 816 | 167 |
| 5712 | FURNITURE STORES | 132 | 102 | 17 477 | 16 719 | 2 805 | 52 274 | 549 | 78 |
| 5713 | FLOOR COVERING STORES | 30 | 26 | 2 449 | 2 337 | 389 | 7 474 | 87 | 32 |
| 5714 | DRAPERY, CURTAIN, UPHOLSTERY STORES | 23 | 21 | 2 568 | 2 554 | 363 | 7 261 | 98 | 16 |
| 5715 | CHINA, GLASSWARE, METALWARE STORES | 15 | 11 | 1 805 | 1 779 | 211 | 4 311 | 62 | 14 |
| 5719 | MISCELLANEOUS HOME FURNISHINGS STORES | 21 | 9 | 710 | 402 | 46 | 1 129 | 20 | 27 |
| 572 | HOUSEHOLD APPLIANCE STORES | 60 | 50 | 8 262 | 7 416 | 797 | 15 555 | 187 | 44 |
| 5732 | RADIO, TELEVISION STORES | 22 | 18 | 2 848 | 2 784 | 295 | 4 702 | 50 | 12 |
| 5733 | MUSIC STORES | 24 | 6 | 702 | 298 | 30 | 547 | 10 | 26 |
| | RECORD SHOPS | 16 | 2 | 422 | (0) | (0) | (0) | (0) | (0) |
| | MUSICAL INSTRUMENT STORES | 8 | 4 | 280 | (0) | (0) | (0) | (0) | (0) |
| EATING, DRINKING PLACES | | | | | | | | | |
| | TOTAL | 1 743 | 1 279 | 77 022 | 68 348 | 14 413 | 296 013 | 5 419 | 1 553 |
| 58 | EATING PLACES | 744 | 564 | 43 032 | 40 392 | 9 941 | 204 418 | 3 934 | 656 |
| 5812 | RESTAURANTS, LUNCHROOMS | 486 | 406 | 32 086 | 30 858 | 7 602 | 154 479 | 2 939 | 431 |
| | CAFETERIAS | 27 | 25 | 1 949 | 1 895 | 681 | 14 046 | 265 | 15 |
| | REFRESHMENT PLACES | 187 | 89 | 5 165 | 3 807 | 729 | 14 663 | 307 | 180 |
| | CATERERS | 44 | 44 | 3 832 | 3 832 | 929 | 21 230 | 423 | 30 |
| 5813 | DRINKING PLACES (ALCOHOLIC BEVERAGES) | 999 | 715 | 33 990 | 27 956 | 4 472 | 91 595 | 1 485 | 897 |
| DRUG STORES, PROPRIETARY STORES | | | | | | | | | |
| 59PT(591) | TOTAL | 206 | 194 | 21 019 | 20 715 | 2 836 | 55 706 | 769 | 176 |
| 591 | DRUG STORES | 202 | 190 | 20 589 | 20 285 | 2 785 | 54 774 | 751 | 173 |
| | PROPRIETARY STORES | 4 | 4 | 430 | 430 | 51 | 932 | 18 | 3 |
| OTHER RETAIL STORES | | | | | | | | | |
| 59 EX.591 | TOTAL | 900 | 504 | 80 713 | 71 037 | 8 495 | 170 611 | 2 097 | 767 |
| 592 | LIQUOR STORES | 235 | 189 | 22 507 | 20 165 | 1 555 | 31 300 | 481 | 180 |
| 593 | ANTIQUA STORES, SECONDHAND STORES | 37 | 21 | 1 554 | 1 414 | 237 | 4 446 | 82 | 33 |
| 5932 | ANTIQUA STORES | 2 | - | 14 | - | - | - | - | 2 |
| 5933 | SECONDHAND STORES | 35 | 21 | 1 540 | 1 414 | 237 | 4 446 | 82 | 31 |
| 594 | BOOK, STATIONERY STORES | 88 | 32 | 3 861 | 2 087 | 272 | 5 312 | 79 | 84 |
| 5942 | BOOK STORES | 6 | 2 | 278 | (0) | (0) | (0) | (0) | (0) |
| 5943 | STATIONERY STORES | 82 | 30 | 3 583 | (0) | (0) | (0) | (0) | (0) |
| 595 | SPORTING GOODS STORES, BICYCLE SHOPS | 17 | 11 | 1 296 | 1 250 | 155 | 3 493 | 40 | 14 |
| 5952 | SPORTING GOODS STORES | 15 | 9 | (0) | (0) | (0) | (0) | (0) | (0) |
| 5953 | BICYCLE SHOPS | 2 | 2 | (0) | (0) | (0) | (0) | (0) | (0) |
| 5962 | HAY, GRAIN, FEED STORES | 1 | 1 | (0) | (0) | (0) | (0) | (0) | (0) |
| 5969 | OTHER FARM SUPPLY STORES | 2 | - | 6 | - | - | - | - | 2 |
| | GARDEN SUPPLY STORES | 2 | - | (0) | (0) | (0) | (0) | (0) | (0) |
| 597 | JEWELRY STORES | 59 | 35 | 4 431 | 4 049 | 612 | 10 270 | 142 | 46 |
| 598 | FUEL, ICE DEALERS | 133 | 71 | 33 350 | 31 702 | 4 220 | 84 009 | 851 | 101 |
| 5982 | COAL AND WOOD DEALERS | 15 | 15 | (0) | (0) | (0) | (0) | (0) | (0) |
| | ICE DEALERS | 11 | 1 | (0) | (0) | (0) | (0) | (0) | (0) |
| 5983 | FUEL OIL DEALERS | 107 | 55 | 29 680 | 28 096 | 3 741 | 74 428 | 736 | 84 |
| 5984 | BOTTLED GAS DEALERS | - | - | - | - | - | - | - | - |
| 5992 | FLORISTS | 75 | 47 | 2 567 | 2 137 | 352 | 6 823 | 106 | 68 |
| 5993 | CIGAR STORES, STANDS | 31 | 11 | 1 940 | 1 300 | 87 | 2 057 | 36 | 33 |
| 5994 | NEWS DEALERS, NEWSSTANDS | 38 | 14 | 1 672 | 972 | 117 | 2 194 | 44 | 32 |
| 5996 | CAMERA, PHOTOGRAPHIC SUPPLY STORES | 14 | 8 | 808 | 590 | 62 | 1 604 | 17 | 12 |
| 5997 | GIFT, NOVELTY, SOUVENIR SHOPS | 46 | 12 | 996 | 654 | 86 | 1 753 | 32 | 47 |
| 5998 | OPTICAL GOODS STORES | 35 | 11 | 698 | 398 | 93 | 1 710 | 17 | 40 |
| 5999 | TYPEWRITER STORES | 4 | 4 | 438 | 438 | 149 | 2 875 | 26 | 2 |
| | LUGGAGE, LEATHER GOODS STORES | 4 | 4 | 259 | 259 | 35 | 652 | 14 | 2 |
| | HOBBY, TOY, GAME SHOPS | 24 | 12 | 2 187 | 1 969 | 235 | 7 212 | 75 | 17 |
| | RELIGIOUS GOODS STORES | 3 | 1 | 56 | (0) | (0) | (0) | (0) | (0) |
| | PET SHOPS | 11 | 3 | 108 | 54 | 8 | 135 | 3 | 11 |
| | OTHER | 41 | 15 | 1 293 | 889 | 146 | 3 149 | 38 | 39 |
| NONSTORE RETAILERS* | | | | | | | | | |
| 53 PART* | TOTAL | 260 | 70 | 15 127 | 12 047 | 1 252 | 29 966 | 349 | 239 |
| 532 | MAIL-ORDER HOUSES | 17 | 11 | 2 684 | 2 588 | 274 | 5 798 | 89 | 13 |
| 534 | MERCHANTISE VENDING MACHINE OPERATORS | 23 | 15 | 6 183 | 6 103 | 435 | 13 677 | 126 | 20 |
| 535 | DIRECT SELLING (HOUSE-TO-HOUSE) ORGANIZATIONS | 220 | 44 | 6 260 | 3 356 | 543 | 10 491 | 134 | 206 |

Standard Notes: - Represents zero. (D) Withheld to avoid disclosure. (NA) Not available. (X) Not applicable.
 *Nonstore retailers, part of SIC major group 53, are shown separately in this table.

TABLE 4. Standard Metropolitan Statistical Areas: 1963-Continued

| SIC code | Standard metropolitan statistical area and kind of business | Establishments | | Sales | | Payroll, entire year (\$1,000) | Payroll, workweek ended nearest Nov. 15 (dollars) | Paid employees, workweek ended nearest Nov. 15 (number) | Active proprietors of unincorporated businesses (number) |
|--------------------|--|---|-----------------------|-------------------------------------|---------------------------------------|--------------------------------|---|---|--|
| | | Total (number) | With payroll (number) | Total, all establishments (\$1,000) | Establishments with payroll (\$1,000) | | | | |
| NEWARK SMSA | | Consists of Essex, Morris, and Union Counties, N.J. | | | | | | | |
| | RETAIL TRADE, TOTAL | 16 494 | 11 450 | 2 582 485 | 2 445 973 | 311 332 | 6 271 856 | 88 935 | 13 643 |
| | LUMBER, BUILDING MATERIALS, HARDWARE, FARM EQUIPMENT DEALERS | | | | | | | | |
| | TOTAL | 648 | 456 | 96 194 | 91 550 | 12 344 | 239 950 | 2 405 | 458 |
| 52 | LUMBER YARDS | 93 | 87 | 40 268 | 39 948 | 5 487 | 104 509 | 972 | 39 |
| | BUILDING MATERIALS DEALERS | 100 | 68 | 13 581 | 13 039 | 1 835 | 37 200 | 357 | 58 |
| 522 | HEATING, PLUMBING EQUIPMENT DEALERS | 18 | 14 | 3 348 | 3 280 | 544 | 11 036 | 110 | 12 |
| 523 | PAINT, GLASS, WALLPAPER STORES | 122 | 96 | 11 410 | 10 602 | 1 474 | 29 288 | 312 | 66 |
| 524 | ELECTRICAL SUPPLY STORES | 25 | 19 | 6 899 | 6 837 | 673 | 11 998 | 123 | 14 |
| 5251 | HARDWARE STORES | 278 | 164 | 18 789 | 16 101 | 2 090 | 41 998 | 490 | 255 |
| 5252 | FARM EQUIPMENT DEALERS | 12 | 8 | 1 899 | 1 743 | 241 | 3 921 | 41 | 14 |
| | GENERAL MERCHANDISE GROUP STORES* | | | | | | | | |
| | TOTAL | 403 | 325 | 316 688 | 315 326 | 52 929 | 1 090 848 | 18 852 | 259 |
| 53 PART* | DEPARTMENT STORES | 24 | 24 | 236 164 | 236 164 | 41 732 | 860 754 | 14 066 | - |
| 533 | LIMITED PRICE VARIETY STORES | 135 | 121 | 47 552 | 47 248 | 6 972 | 141 791 | 3 527 | 67 |
| 539 | GENERAL MERCHANDISE STORES | 130 | 94 | 26 279 | 25 555 | 3 351 | 70 352 | 955 | 89 |
| | DRY GOODS STORES | 76 | 62 | 5 420 | 5 254 | 755 | 15 288 | 232 | 58 |
| | SEWING, NEEDLEWORK STORES | 38 | 24 | 1 273 | 1 105 | 119 | 2 663 | 72 | 45 |
| | FOOD STORES | | | | | | | | |
| | TOTAL | 3 224 | 1 758 | 591 730 | 541 044 | 47 700 | 952 183 | 13 413 | 3 015 |
| 541 | GROCERY STORES, INCLUDING OELICATESSENS | 1 636 | 926 | 497 384 | 470 588 | 37 671 | 741 194 | 10 068 | 1 446 |
| 542 | MEAT MARKETS | 387 | 219 | 32 472 | 25 874 | 2 462 | 49 855 | 593 | 413 |
| | FISH (SEAFOOD) MARKETS | 80 | 46 | 4 995 | 4 353 | 345 | 6 603 | 100 | 90 |
| 543 | FRUIT STORES, VEGETABLE MARKETS | 130 | 48 | 5 087 | 3 221 | 254 | 5 281 | 96 | 136 |
| 544 | CANDY, NUT, CONFECTIONERY STORES | 583 | 217 | 24 467 | 11 685 | 1 204 | 23 870 | 580 | 532 |
| 545 | DAIRY PRODUCTS STORES | 60 | 34 | 4 388 | 3 906 | 568 | 11 700 | 134 | 62 |
| 546 | RETAIL BAKERIES | 256 | 232 | 19 069 | 18 619 | 4 881 | 107 204 | 1 742 | 245 |
| 5462 | RETAIL BAKERIES, MANUFACTURING | 217 | 205 | 16 267 | 16 057 | 4 313 | 95 177 | 1 525 | 211 |
| 5463 | RETAIL BAKERIES, NONMANUFACTURING | 39 | 27 | 2 802 | 2 562 | 568 | 12 027 | 217 | 34 |
| 549 | EGG AND POULTRY DEALERS | 59 | 25 | 2 856 | 2 198 | 232 | 4 854 | 73 | 58 |
| | OTHER | 33 | 11 | 1 012 | 600 | 83 | 1 622 | 27 | 33 |
| | AUTOMOTIVE DEALERS | | | | | | | | |
| | TOTAL | 607 | 497 | 450 921 | 447 453 | 38 861 | 742 245 | 6 345 | 313 |
| 55 EX.554 | PASSENGER CAR DEALERS, FRANCHISED | 236 | 234 | 402 154 | 402 132 | 33 254 | 629 969 | 5 167 | 39 |
| 551 | DOMESTIC CAR DEALERS | 175 | 173 | 340 357 | 340 335 | 27 420 | 516 059 | 4 207 | 25 |
| | IMPORTED CAR DEALERS | 31 | 31 | 18 309 | 18 309 | 2 201 | 44 538 | 384 | 11 |
| | DOMESTIC AND IMPORTED CAR DEALERS | 30 | 30 | 43 488 | 43 488 | 3 633 | 69 372 | 576 | 3 |
| 552 | PASSENGER CAR DEALERS, NONFRANCHISED | 152 | 90 | 17 362 | 15 330 | 1 404 | 27 599 | 285 | 116 |
| 553 | TIRE, BATTERY, ACCESSORY DEALERS | 178 | 150 | 26 595 | 25 883 | 3 749 | 75 417 | 796 | 129 |
| | HOME AND AUTO SUPPLY STORES | 5 | 3 | 307 | 303 | 31 | 730 | 9 | 4 |
| 559 | MISCELLANEOUS AIRCRAFT, MARINE, AUTOMOTIVE DEALERS | 36 | 20 | 4 503 | 3 805 | 423 | 8 530 | 88 | 25 |
| | AIRCRAFT, BOAT, MOTORCYCLE DEALERS | 25 | 15 | 3 060 | 2 796 | 322 | 6 412 | 69 | 18 |
| | HOUSEHOLD TRAILER DEALERS | 6 | 4 | 927 | (0) | (0) | (0) | (0) | (0) |
| | OTHER AUTOMOTIVE DEALERS | 5 | 1 | 516 | (0) | (0) | (0) | (0) | (0) |
| | GASOLINE SERVICE STATIONS | | | | | | | | |
| 55PT(554) | TOTAL | 1 462 | 1 134 | 152 428 | 138 296 | 11 554 | 240 194 | 3 566 | 1 553 |
| | APPAREL, ACCESSORY STORES | | | | | | | | |
| | TOTAL | 1 558 | 1 236 | 200 812 | 192 428 | 28 340 | 558 844 | 8 346 | 1 085 |
| 561,567 | MEN'S, BOYS' APPAREL STORES, CUSTOM TAILORS | 327 | 249 | 42 375 | 40 233 | 6 458 | 121 117 | 1 361 | 226 |
| 561 | MEN'S, BOYS' CLOTHING AND FURNISHINGS STORES | 277 | 225 | 41 326 | 39 368 | 6 225 | 116 468 | 1 299 | 180 |
| 567 | CUSTOM TAILORS | 50 | 24 | 1 049 | 865 | 233 | 4 649 | 62 | 46 |
| 562-3,568 | WOMEN'S CLOTHING, SPECIALTY STORES | 659 | 553 | 93 402 | 91 132 | 13 478 | 273 935 | 4 594 | 491 |
| 562 | WOMEN'S READY-TO-WEAR STORES | 370 | 320 | 70 971 | 70 017 | 10 426 | 208 401 | 3 540 | 279 |
| 563,568 | WOMEN'S ACCESSORY, SPECIALTY STORES, FURRIERS | 289 | 233 | 22 431 | 21 115 | 3 052 | 65 534 | 1 054 | 212 |
| 563 | MILLINERY STORES | 55 | 37 | 2 091 | 1 887 | 330 | 8 301 | 135 | 44 |
| | CORSET, LINGERIE STORES | 52 | 44 | 4 496 | 4 258 | 626 | 13 145 | 172 | 34 |
| | HOSIERY STORES | 12 | 6 | 846 | 724 | 92 | 1 610 | 21 | 7 |
| | APPAREL, ACCESSORY, OTHER SPECIALTY STORES | 122 | 114 | 12 106 | 11 842 | 1 608 | 32 926 | 614 | 81 |
| 568 | FURRIERS, FUR SHOPS | 48 | 32 | 2 892 | 2 404 | 396 | 9 552 | 112 | 46 |
| 565 | FAMILY CLOTHING STORES | 154 | 80 | 20 405 | 18 241 | 2 494 | 51 328 | 847 | 133 |
| 566 | SHOE STORES | 305 | 267 | 36 260 | 35 110 | 4 995 | 92 625 | 1 167 | 132 |
| | MEN'S SHOE STORES | 39 | 39 | 4 311 | 4 311 | 614 | 11 266 | 113 | 5 |
| | WOMEN'S SHOE STORES | 70 | 70 | 10 058 | 10 058 | 1 510 | 27 818 | 346 | 22 |
| | CHILDREN'S, JUVENILES' SHOE STORES | 15 | 13 | 1 008 | 984 | 142 | 2 805 | 34 | 9 |
| | FAMILY SHOE STORES | 181 | 145 | 20 883 | 19 757 | 2 729 | 50 736 | 674 | 96 |
| 564 | CHILDREN'S, INFANTS' WEAR STORES | 90 | 78 | 7 097 | 6 719 | 768 | 15 480 | 315 | 84 |
| 569 | MISCELLANEOUS APPAREL, ACCESSORY STORES | 23 | 9 | 1 273 | 993 | 147 | 4 359 | 62 | 19 |

Standard Notes: - Represents zero. (D) Withheld to avoid disclosure. (NA) Not available. (X) Not applicable.
 *Nonstore retailers, part of SIC major group 53, are shown separately in this table.

TABLE 4. Standard Metropolitan Statistical Areas: 1963-Continued

| SIC code | Standard metropolitan statistical area and kind of business | Establishments | | Sales | | Payroll, entire year (\$1,000) | Payroll, workweek ended nearest Nov. 15 (dollars) | Paid employees, workweek ended nearest Nov. 15 (number) | Active proprietors of unincorporated businesses (number) |
|--|---|----------------|-----------------------|-------------------------------------|---------------------------------------|--------------------------------|---|---|--|
| | | Total (number) | With payroll (number) | Total, all establishments (\$1,000) | Establishments with payroll (\$1,000) | | | | |
| NEWARK SMSA-Continued | | | | | | | | | |
| FURNITURE, HOME FURNISHINGS, EQUIPMENT STORES | | | | | | | | | |
| 57 | TOTAL | 989 | 723 | 146 662 | 140 920 | 21 654 | 463 616 | 4 911 | 646 |
| 571 | FURNITURE, HOME FURNISHINGS STORES | 687 | 477 | 102 088 | 97 858 | 16 264 | 360 082 | 3 758 | 459 |
| 5712 | FURNITURE STORES | 388 | 270 | 69 847 | 67 847 | 11 260 | 257 766 | 2 624 | 218 |
| 5713 | FLOOR COVERING STORES | 115 | 87 | 18 758 | 17 882 | 2 924 | 58 902 | 526 | 71 |
| 5714 | DRAPERY, CURTAIN, UPHOLSTERY STORES | 88 | 72 | 7 106 | 6 782 | 1 255 | 26 112 | 386 | 86 |
| 5715 | CHINA, GLASSWARE, METALWARE STORES | 25 | 13 | 1 603 | 1 391 | 191 | 4 668 | 67 | 22 |
| 5719 | MISCELLANEOUS HOME FURNISHINGS STORES | 71 | 35 | 4 774 | 3 956 | 634 | 12 634 | 155 | 62 |
| 572 | HOUSEHOLD APPLIANCE STORES | 137 | 119 | 26 530 | 26 234 | 2 999 | 57 789 | 657 | 60 |
| 5732 | RADIO, TELEVISION STORES | 93 | 77 | 9 194 | 8 490 | 1 200 | 24 377 | 248 | 73 |
| 5733 | MUSIC STORES | 72 | 50 | 8 850 | 8 338 | 1 191 | 21 368 | 248 | 54 |
| | RECORD SHOPS | 30 | 20 | 2 275 | 1 977 | 193 | 3 618 | 62 | 25 |
| | MUSICAL INSTRUMENT STORES | 42 | 30 | 6 575 | 6 361 | 998 | 17 750 | 186 | 29 |
| EATING, DRINKING PLACES | | | | | | | | | |
| 58 | TOTAL | 3 421 | 2 737 | 225 073 | 211 051 | 47 767 | 1 004 970 | 18 949 | 2 912 |
| 5812 | EATING PLACES | 1 997 | 1 573 | 155 758 | 148 718 | 37 490 | 793 572 | 15 659 | 1 659 |
| | RESTAURANTS, LUNCHROOMS | 1 233 | 1 119 | 111 550 | 109 692 | 28 124 | 582 592 | 11 495 | 991 |
| | CAFETERIAS | 68 | 62 | 6 453 | 6 397 | 2 129 | 45 267 | 783 | 18 |
| | REFRESHMENT PLACES | 564 | 286 | 22 439 | 17 549 | 3 128 | 73 971 | 1 737 | 573 |
| | CATERERS | 132 | 106 | 15 316 | 15 080 | 4 109 | 91 742 | 1 644 | 77 |
| 5813 | DRINKING PLACES (ALCOHOLIC BEVERAGES) | 1 424 | 1 164 | 69 315 | 62 333 | 10 277 | 211 398 | 3 290 | 1 253 |
| DRUG STORES, PROPRIETARY STORES | | | | | | | | | |
| 59PT(591) | TOTAL | 535 | 513 | 76 323 | 75 575 | 10 704 | 207 585 | 2 827 | 384 |
| 591 | DRUG STORES | 517 | 501 | 75 337 | 74 733 | 10 592 | 205 463 | 2 797 | 370 |
| | PROPRIETARY STORES | 18 | 12 | 986 | 842 | 112 | 2 122 | 30 | 14 |
| OTHER RETAIL STORES | | | | | | | | | |
| 59 EX-591 | TOTAL | 2 671 | 1 811 | 249 776 | 230 962 | 29 553 | 575 743 | 7 104 | 2 153 |
| 592 | LIQUOR STORES | 577 | 515 | 75 502 | 71 156 | 5 703 | 109 172 | 1 546 | 425 |
| 593 | ANTIQUA STORES, SECONDHAND STORES | 191 | 79 | 6 498 | 5 342 | 1 055 | 20 027 | 324 | 170 |
| 5932 | ANTIQUA STORES | 82 | 6 | 972 | 108 | 10 | 309 | 8 | 88 |
| 5933 | SECONDHAND STORES | 109 | 73 | 5 526 | 5 234 | 1 045 | 19 718 | 316 | 82 |
| 594 | BOOK, STATIONERY STORES | 141 | 107 | 9 528 | 8 654 | 1 268 | 25 261 | 421 | 123 |
| 5942 | BOOK STORES | 34 | 20 | 2 095 | 1 809 | 258 | 5 893 | 91 | 32 |
| 5943 | STATIONERY STORES | 107 | 87 | 7 433 | 6 845 | 1 010 | 19 368 | 330 | 91 |
| 595 | SPORTING GOODS STORES, BICYCLE SHOPS | 119 | 67 | 7 808 | 6 730 | 859 | 15 346 | 203 | 108 |
| 5952 | SPORTING GOODS STORES | 97 | 55 | 7 003 | 6 157 | 790 | 13 966 | 182 | 88 |
| 5953 | BICYCLE SHOPS | 22 | 12 | 805 | 573 | 69 | 1 380 | 21 | 20 |
| 5962 | HAY, GRAIN, FEED STORES | 11 | 9 | 2 515 | 2 505 | 195 | 5 049 | 64 | 5 |
| 5969 | OTHER FARM SUPPLY STORES | 2 | 2 | (D) | (D) | (D) | (D) | (D) | (D) |
| | GARDEN SUPPLY STORES | 36 | 30 | 4 069 | 3 895 | 536 | 9 726 | 120 | 24 |
| 597 | JEWELRY STORES | 184 | 118 | 18 003 | 16 619 | 2 506 | 48 766 | 636 | 133 |
| 598 | FUEL, ICE DEALERS | 353 | 249 | 73 633 | 71 535 | 10 849 | 213 319 | 1 933 | 223 |
| 5982 | COAL AND WOOD DEALERS | 69 | 49 | 7 758 | 7 408 | 972 | 21 715 | 250 | 57 |
| | ICE DEALERS | 27 | 3 | 294 | (D) | (D) | (D) | (D) | (D) |
| 5983 | FUEL OIL DEALERS | 247 | 189 | 62 837 | 61 383 | 9 213 | 179 600 | 1 571 | 137 |
| 5984 | BOTTLED GAS DEALERS | 10 | 8 | 2 744 | (D) | (D) | (D) | (D) | (D) |
| 5992 | FLORISTS | 227 | 147 | 10 215 | 9 109 | 1 877 | 33 912 | 493 | 206 |
| 5993 | CIGAR STORES, STANDS | 80 | 52 | 5 896 | 4 654 | 335 | 7 420 | 128 | 85 |
| 5994 | NEWS DEALERS, NEWSSTANDS | 110 | 60 | 5 245 | 3 997 | 429 | 8 103 | 162 | 84 |
| 5996 | CAMERA, PHOTOGRAPHIC SUPPLY STORES | 39 | 35 | 4 150 | 3 912 | 471 | 8 742 | 100 | 23 |
| 5997 | GIFT, NOVELTY, SOUVENIR SHOPS | 158 | 70 | 4 476 | 3 332 | 428 | 8 577 | 187 | 138 |
| 5998 | OPTICAL GOODS STORES | 143 | 99 | 5 038 | 4 438 | 1 026 | 20 103 | 198 | 144 |
| 5999 | TYPEWRITER STORES | 9 | 9 | 828 | 828 | 116 | 2 652 | 25 | 6 |
| | LUGGAGE, LEATHER GOODS STORES | 9 | 9 | 965 | 965 | 148 | 2 844 | 38 | 6 |
| | HOBBY, TOY, GAME SHOPS | 58 | 38 | 5 435 | 5 091 | 540 | 10 760 | 192 | 47 |
| | RELIGIOUS GOODS STORES | 11 | 7 | 746 | 660 | 75 | 1 576 | 18 | 13 |
| | PET SHOPS | 51 | 19 | 1 130 | 766 | 81 | 1 678 | 29 | 47 |
| | OTHER | 162 | 90 | (D) | (D) | (D) | (D) | (D) | (D) |
| NONSTORE RETAILERS* | | | | | | | | | |
| 53 PART* | TOTAL | 976 | 260 | 75 878 | 61 368 | 9 926 | 195 678 | 2 217 | 865 |
| 532 | MAIL-ORDER HOUSES | 41 | 19 | 7 621 | 7 417 | 694 | 17 548 | 310 | 30 |
| 534 | MERCHANDISE VENDING MACHINE OPERATORS | 105 | 61 | 25 969 | 24 857 | 3 242 | 64 738 | 635 | 62 |
| 535 | DIRECT SELLING (HOUSE-TO-HOUSE) ORGANIZATIONS | 830 | 180 | 42 288 | 29 094 | 5 990 | 113 392 | 1 272 | 773 |

Standard Notes: - Represents zero. (D) Withheld to avoid disclosure. (NA) Not available. (X) Not applicable.
 *Nonstore retailers, part of SIC major group 53, are shown separately in this table.

TABLE 4. Standard Metropolitan Statistical Areas: 1963—Continued

| SIC code | Standard metropolitan statistical area and kind of business | Establishments | | Sales | | Payroll, entire year (\$1,000) | Payroll, workweek ended nearest Nov. 15 (dollars) | Paid employees, workweek ended nearest Nov. 15 (number) | Active proprietors of unincorporated businesses (number) |
|--------------------------------------|--|---|-----------------------|-------------------------------------|---------------------------------------|--------------------------------|---|---|--|
| | | Total (number) | With payroll (number) | Total, all establishments (\$1,000) | Establishments with payroll (\$1,000) | | | | |
| <u>PATERSON-CLIFTON-PASSAIC SMSA</u> | | Consists of Bergen and Passaic Counties, N.J. | | | | | | | |
| | RETAIL TRADE, TOTAL | 11 414 | 7 698 | 1 871 219 | 1 758 515 | 202 204 | 4 033 017 | 57 632 | 9 639 |
| | LUMBER, BUILDING MATERIALS, HARDWARE, FARM EQUIPMENT DEALERS | | | | | | | | |
| 52 | TOTAL | 478 | 348 | 67 391 | 63 449 | 7 867 | 151 223 | 1 668 | 319 |
| 521 | LUMBER YARDS | 59 | 55 | 27 555 | 27 331 | 3 135 | 54 916 | 541 | 15 |
| | BUILDING MATERIALS DEALERS | 102 | 68 | 11 857 | 11 205 | 1 449 | 31 181 | 326 | 66 |
| 522 | HEATING, PLUMBING EQUIPMENT DEALERS | 20 | 12 | 2 621 | 2 475 | 263 | 4 993 | 76 | 16 |
| 523 | PAINT, GLASS, WALLPAPER STORES | 99 | 79 | 8 650 | 7 540 | 1 015 | 20 730 | 236 | 65 |
| 524 | ELECTRICAL SUPPLY STORES | 10 | 10 | (0) | (0) | (0) | (0) | (0) | (0) |
| 5251 | HARDWARE STORES | 184 | 122 | 14 165 | 12 365 | 1 686 | 32 772 | 423 | 153 |
| 5252 | FARM EQUIPMENT DEALERS | 4 | 2 | (0) | (0) | (0) | (0) | (0) | (0) |
| | GENERAL MERCHANDISE GROUP STORES* | | | | | | | | |
| 53 PART* | TOTAL | 233 | 203 | 252 002 | 251 144 | 29 820 | 619 799 | 11 033 | 139 |
| 531 | DEPARTMENT STORES | 17 | 17 | 197 294 | 197 294 | 21 569 | 461 511 | 8 064 | - |
| 533 | LIMITED PRICE VARIETY STORES | 93 | 87 | 29 024 | 28 908 | 4 792 | 88 450 | 2 044 | 46 |
| 539 | GENERAL MERCHANDISE STORES | 48 | 40 | 20 918 | 20 794 | 2 834 | 54 535 | 700 | 26 |
| | DRY GOODS STORES | 49 | 37 | 3 263 | 2 881 | 474 | 12 002 | 171 | 44 |
| | SEWING, NEEDLEWORK STORES | 26 | 22 | 1 503 | 1 267 | 151 | 3 301 | 54 | 23 |
| | FOOD STORES | | | | | | | | |
| 54 | TOTAL | 2 250 | 1 232 | 460 937 | 422 111 | 37 618 | 749 145 | 10 863 | 2 093 |
| 541 | GROCERY STORES, INCLUDING DELICATESSENS | 1 173 | 611 | 386 401 | 364 803 | 29 352 | 575 276 | 8 068 | 1 043 |
| 542 | MEAT MARKETS | 268 | 158 | 26 997 | 22 053 | 2 075 | 42 837 | 530 | 269 |
| | FISH (SEAFOOD) MARKETS | 40 | 18 | 1 988 | 1 460 | 118 | 2 835 | 41 | 43 |
| 543 | FRUIT STORES, VEGETABLE MARKETS | 69 | 33 | 3 888 | 2 910 | 260 | 5 328 | 73 | 73 |
| 544 | CANDY, NUT, CONFECTIONERY STORES | 350 | 144 | 16 603 | 8 683 | 759 | 15 598 | 401 | 330 |
| 545 | DAIRY PRODUCTS STORES | 66 | 40 | 4 250 | 3 436 | 347 | 7 696 | 115 | 61 |
| 546 | RETAIL BAKERIES | 237 | 211 | 18 535 | 17 277 | 4 488 | 95 296 | 1 574 | 228 |
| 5462 | RETAIL BAKERIES, MANUFACTURING | 207 | 195 | 16 582 | 16 158 | 4 320 | 91 607 | 1 505 | 203 |
| 5463 | RETAIL BAKERIES, NONMANUFACTURING | 30 | 16 | 1 953 | 1 119 | 168 | 3 689 | 69 | 25 |
| 549 | EGG AND POULTRY DEALERS | 27 | 11 | 1 087 | 613 | 64 | 1 127 | 18 | 26 |
| | OTHER | 20 | 6 | 1 188 | 876 | 155 | 3 152 | 43 | 20 |
| | AUTOMOTIVE DEALERS | | | | | | | | |
| 55 EX. 554 | TOTAL | 487 | 381 | 324 689 | 321 663 | 27 561 | 513 933 | 4 477 | 290 |
| 551 | PASSENGER CAR DEALERS, FRANCHISEO | 179 | 179 | 284 742 | 284 742 | 23 529 | 434 379 | 3 661 | 45 |
| | DOMESTIC CAR DEALERS | 147 | 147 | 257 968 | 257 968 | 20 542 | 375 189 | 3 172 | 32 |
| | IMPORTED CAR DEALERS | 23 | 23 | 13 925 | 13 925 | 1 812 | 36 901 | 318 | 7 |
| | DOMESTIC AND IMPORTED CAR DEALERS | 9 | 9 | 12 849 | 12 849 | 1 175 | 22 289 | 171 | 6 |
| 552 | PASSENGER CAR DEALERS, NONFRANCHISEO | 139 | 67 | 20 048 | 17 796 | 1 112 | 23 784 | 226 | 126 |
| 553 | TIRE, BATTERY, ACCESSORY DEALERS | 126 | 106 | 15 070 | 14 558 | 2 405 | 46 261 | 482 | 90 |
| | HOME AND AUTO SUPPLY STORES | 8 | 8 | 726 | 726 | 77 | 1 655 | 20 | 9 |
| 559 | MISCELLANEOUS AIRCRAFT, MARINE, AUTOMOTIVE DEALERS | 35 | 21 | 4 103 | 3 841 | 438 | 7 854 | 88 | 20 |
| | AIRCRAFT, BOAT, MOTORCYCLE DEALERS | 23 | 11 | 2 017 | 1 843 | 223 | 4 221 | 48 | 15 |
| | HOUSEHOLD TRAILER DEALERS | 9 | 7 | (0) | (0) | (0) | (0) | (0) | (0) |
| | OTHER AUTOMOTIVE DEALERS | 3 | 3 | (0) | (0) | (0) | (0) | (0) | (0) |
| | GASOLINE SERVICE STATIONS | | | | | | | | |
| 55PT(554) | TOTAL | 1 147 | 901 | 120 098 | 107 108 | 8 741 | 186 596 | 2 652 | 1 247 |
| | APPAREL, ACCESSORY STORES | | | | | | | | |
| 56 | TOTAL | 981 | 781 | 122 484 | 118 048 | 16 837 | 326 676 | 4 928 | 641 |
| 561,567 | MEN'S, BOYS' APPAREL STORES, CUSTOM TAILORS | 191 | 149 | 29 824 | 28 626 | 4 021 | 74 842 | 843 | 131 |
| 561 | MEN'S, BOYS' CLOTHING AND FURNISHINGS STORES | 165 | 139 | 29 178 | 28 114 | 3 929 | 73 226 | 818 | 103 |
| 567 | CUSTOM TAILORS | 26 | 10 | 646 | 512 | 92 | 1 616 | 25 | 28 |
| 562-3,568 | WOMEN'S CLOTHING, SPECIALTY STORES | 441 | 379 | 51 216 | 50 146 | 7 312 | 145 253 | 2 542 | 294 |
| 562 | WOMEN'S READY-TO-WEAR STORES | 229 | 199 | 33 814 | 33 160 | 4 762 | 93 508 | 1 653 | 138 |
| 563,568 | WOMEN'S ACCESSORY, SPECIALTY STORES, FURRIERS | 212 | 180 | 17 402 | 16 986 | 2 550 | 51 745 | 889 | 156 |
| 563 | MILLINERY STORES | 43 | 33 | 1 118 | 1 036 | 175 | 3 312 | 68 | 31 |
| | CORSET, LINGERIE STORES | 42 | 32 | 3 097 | 2 989 | 334 | 5 957 | 108 | 37 |
| | HOSIERY STORES | 11 | 11 | 692 | 692 | 85 | 1 883 | 45 | 5 |
| | APPAREL, ACCESSORY, OTHER SPECIALTY STORES | 87 | 83 | 10 335 | 10 293 | 1 600 | 32 343 | 580 | 64 |
| 568 | FURRIERS, FUR SHOPS | 29 | 21 | 2 160 | 1 976 | 356 | 8 250 | 88 | 19 |
| 565 | FAMILY CLOTHING STORES | 95 | 27 | 10 395 | 8 923 | 1 248 | 26 969 | 423 | 83 |
| 566 | SHOE STORES | 191 | 173 | 23 457 | 22 931 | 3 384 | 62 310 | 762 | 77 |
| | MEN'S SHOE STORES | 21 | 21 | 2 264 | 2 264 | 286 | 5 426 | 65 | 4 |
| | WOMEN'S SHOE STORES | 41 | 41 | 7 082 | 7 082 | 1 026 | 19 189 | 253 | 7 |
| | CHILDREN'S, JUVENILES' SHOE STORES | 14 | 14 | 1 066 | 1 066 | 151 | 3 732 | 40 | 7 |
| | FAMILY SHOE STORES | 115 | 97 | 13 045 | 12 519 | 1 921 | 33 963 | 404 | 59 |
| 564 | CHILDREN'S, INFANTS' WEAR STORES | 61 | 53 | 7 549 | 7 415 | 871 | 17 302 | 358 | 52 |
| 569 | MISCELLANEOUS APPAREL, ACCESSORY STORES | 2 | - | 43 | 7 | 1 | - | - | 4 |

Standard Notes: - Represents zero. (D) Withheld to avoid disclosure. (NA) Not available. (X) Not applicable.
 *Nonstore retailers, part of SIC major group 53, are shown separately in this table.

TABLE 4. Standard Metropolitan Statistical Areas: 1963—Continued

| SIC code | Standard metropolitan statistical area and kind of business | Establishments | | Sales | | Payroll, entire year (\$1,000) | Payroll, workweek ended nearest Nov. 15 (dollars) | Paid employees, workweek ended nearest Nov. 15 (number) | Active proprietors of unincorporated businesses (number) |
|---|---|----------------|--------------|---------------------------|-----------------------------|--------------------------------|---|---|--|
| | | Total | With payroll | Total, all establishments | Establishments with payroll | | | | |
| | | (number) | (number) | (\$1,000) | (\$1,000) | | | | |
| PATERSON-CLIFTON-PASSAIC SMSA—Continued | | | | | | | | | |
| FURNITURE, HOME FURNISHINGS, EQUIPMENT STORES | | | | | | | | | |
| 57 | TOTAL | 654 | 484 | 89 261 | 85 563 | 12 824 | 243 698 | 2 614 | 450 |
| 571 | FURNITURE, HOME FURNISHINGS STORES | 430 | 332 | 62 156 | 60 256 | 9 949 | 186 635 | 1 947 | 291 |
| 5712 | FURNITURE STORES | 225 | 165 | 40 019 | 38 741 | 6 313 | 112 933 | 1 141 | 149 |
| 5713 | FLOOR COVERING STORES | 88 | 76 | 13 345 | 13 189 | 2 161 | 43 420 | 407 | 46 |
| 5714 | DRAPERY, CURTAIN, UPHOLSTERY STORES | 56 | 46 | 3 835 | 3 679 | 669 | 14 799 | 193 | 46 |
| 5715 | CHINA, GLASSWARE, METALWARE STORES | 19 | 17 | 1 870 | 1 864 | 343 | 6 429 | 92 | 8 |
| 5719 | MISCELLANEOUS HOME FURNISHINGS STORES | 42 | 28 | 3 087 | 2 783 | 463 | 9 054 | 114 | 42 |
| 572 | HOUSEHOLD APPLIANCE STORES | 99 | 65 | 16 155 | 14 955 | 1 776 | 35 781 | 428 | 61 |
| 5732 | RADIO, TELEVISION STORES | 55 | 49 | 6 269 | 6 191 | 649 | 11 973 | 138 | 44 |
| 5733 | MUSIC STORES | 70 | 38 | 4 681 | 4 161 | 450 | 9 309 | 101 | 54 |
| | RECORD SHOPS | 30 | 17 | 2 125 | 1 757 | 187 | 3 996 | 43 | 28 |
| | MUSICAL INSTRUMENT STORES | 37 | 21 | 2 556 | 2 404 | 263 | 5 313 | 58 | 26 |
| EATING, DRINKING PLACES | | | | | | | | | |
| 58 | TOTAL | 2 312 | 1 752 | 146 078 | 134 178 | 30 508 | 635 770 | 11 699 | 1 963 |
| 5812 | EATING PLACES | 1 341 | 1 067 | 106 004 | 100 630 | 24 803 | 511 949 | 9 708 | 1 102 |
| | RESTAURANTS, LUNCHROOMS | 819 | 741 | 75 301 | 73 567 | 18 471 | 384 755 | 7 227 | 640 |
| | CAFETERIAS | 42 | 40 | 5 463 | 5 443 | 1 820 | 31 423 | 562 | 15 |
| | REFRESHMENT PLACES | 405 | 223 | 17 260 | 13 734 | 2 438 | 49 482 | 1 108 | 399 |
| | CATERERS | 75 | 63 | 7 980 | 7 886 | 2 074 | 46 289 | 811 | 48 |
| 5813 | DRINKING PLACES (ALCOHOLIC BEVERAGES) | 971 | 685 | 40 074 | 33 548 | 5 705 | 123 821 | 1 991 | 661 |
| DRUG STORES, PROPRIETARY STORES | | | | | | | | | |
| 59PT(591) | TOTAL | 355 | 331 | 49 897 | 49 141 | 7 149 | 140 672 | 1 924 | 219 |
| 591 | DRUG STORES | 339 | 321 | 48 081 | 47 403 | 6 933 | 136 664 | 1 856 | 209 |
| | PROPRIETARY STORES | 16 | 10 | 1 816 | 1 738 | 216 | 4 008 | 68 | 10 |
| OTHER RETAIL STORES | | | | | | | | | |
| 59 EX.591 | TOTAL | 1 779 | 1 091 | 150 341 | 129 893 | 15 480 | 301 990 | 3 794 | 1 590 |
| 592 | LIQUOR STORES | 380 | 282 | 43 421 | 37 977 | 2 861 | 54 787 | 757 | 303 |
| 593 | ANTIQUARIAN STORES, SECONDHAND STORES | 116 | 40 | 3 766 | 2 496 | 423 | 7 987 | 118 | 118 |
| 5932 | ANTIQUARIAN STORES | 45 | 3 | 839 | (0) | (0) | (0) | (0) | (0) |
| 5933 | SECONDHAND STORES | 71 | 37 | 2 927 | (0) | (0) | (0) | (0) | (0) |
| 594 | BOOK, STATIONERY STORES | 120 | 68 | 9 123 | 6 667 | 758 | 15 961 | 245 | 129 |
| 5942 | BOOK STORES | 19 | 7 | 1 197 | 787 | 66 | 1 125 | 27 | 23 |
| 5943 | STATIONERY STORES | 101 | 61 | 7 926 | 5 880 | 692 | 14 836 | 218 | 106 |
| 595 | SPORTING GOODS STORES, BICYCLE SHOPS | 101 | 47 | 5 569 | 4 449 | 504 | 10 111 | 140 | 103 |
| 5952 | SPORTING GOODS STORES | 84 | 40 | 4 939 | 3 981 | 439 | 8 567 | 115 | 85 |
| 5953 | BICYCLE SHOPS | 17 | 7 | 630 | 468 | 65 | 1 544 | 25 | 18 |
| 5962 | HAY, GRAIN, FEED STORES | 13 | 11 | 1 275 | 1 233 | 92 | 1 940 | 22 | 11 |
| 5969 | OTHER FARM SUPPLY STORES | 3 | 3 | (0) | (0) | (0) | (0) | (0) | (0) |
| | GARDEN SUPPLY STORES | 33 | 25 | 2 882 | 2 774 | 465 | 9 250 | 119 | 26 |
| 597 | JEWELRY STORES | 113 | 83 | 8 795 | 8 219 | 1 204 | 21 867 | 264 | 88 |
| 598 | FUEL, ICE DEALERS | 227 | 163 | 40 236 | 38 140 | 5 303 | 102 833 | 979 | 172 |
| 5982 | COAL AND WOOD DEALERS | 36 | 26 | 4 171 | 4 043 | 553 | 11 093 | 139 | 32 |
| | ICE DEALERS | 11 | 3 | 155 | 83 | 16 | 379 | 6 | 12 |
| 5983 | FUEL OIL DEALERS | 174 | 128 | 34 436 | 32 540 | 4 393 | 84 287 | 777 | 128 |
| 5984 | BOTTLED GAS DEALERS | 6 | 6 | 1 474 | 1 474 | 341 | 7 074 | 57 | - |
| 5992 | FLORISTS | 155 | 85 | 6 200 | 4 970 | 917 | 17 351 | 237 | 160 |
| 5993 | CIGAR STORES, STANDS | 51 | 31 | 3 546 | 2 648 | 145 | 3 219 | 63 | 57 |
| 5994 | NEWS DEALERS, NEWSSTANDS | 43 | 13 | 2 257 | 1 339 | 146 | 2 765 | 60 | 46 |
| 5996 | CAMERA, PHOTOGRAPHIC SUPPLY STORES | 31 | 27 | 2 297 | 2 201 | 269 | 5 034 | 62 | 15 |
| 5997 | GIFT, NOVELTY, SOUVENIR SHOPS | 99 | 55 | 4 011 | 3 001 | 361 | 7 822 | 167 | 95 |
| 5998 | OPTICAL GOODS STORES | 91 | 49 | 2 323 | 1 735 | 381 | 7 521 | 92 | 96 |
| 5999 | TYPEWRITER STORES | 7 | 7 | 821 | 821 | 221 | 4 521 | 36 | 1 |
| | LUGGAGE, LEATHER GOODS STORES | 11 | 7 | 485 | 365 | 62 | 1 204 | 24 | 7 |
| | HOBBY, TOY, GAME SHOPS | 34 | 28 | 4 670 | 4 412 | 425 | 9 409 | 156 | 23 |
| | RELIGIOUS GOODS STORES | 2 | 2 | (0) | (0) | (0) | (0) | (0) | (0) |
| | PET SHOPS | 29 | 11 | 1 123 | 831 | 107 | 2 255 | 42 | 28 |
| | OTHER | 120 | 54 | 6 644 | 4 718 | 733 | 13 975 | 189 | 110 |
| NONSTORE RETAILERS* | | | | | | | | | |
| 53 PART* | TOTAL | 738 | 194 | 88 041 | 76 217 | 7 799 | 163 515 | 1 980 | 688 |
| 532 | MAIL-ORDER HOUSES | 44 | 24 | 50 222 | 50 076 | 3 913 | 83 713 | 1 081 | 32 |
| 534 | MERCHANDISE VENDING MACHINE OPERATORS | 48 | 22 | 5 373 | 4 499 | 398 | 8 524 | 88 | 49 |
| 535 | DIRECT SELLING (HOUSE-TO-HOUSE) ORGANIZATIONS | 646 | 148 | 32 446 | 21 642 | 3 488 | 71 278 | 811 | 607 |

Standard Notes: - Represents zero. (D) Withheld to avoid disclosure. (NA) Not available. (X) Not applicable.
 *Nonstore retailers, part of SIC major group 53, are shown separately in this table.

TABLE 4. Standard Metropolitan Statistical Areas: 1963-Continued

| SIC code | Standard metropolitan statistical area and kind of business | Establishments | | Sales | | Payroll, entire year (\$1,000) | Payroll, workweek ended nearest Nov. 15 (dollars) | Paid employees, workweek ended nearest Nov. 15 (number) | Active proprietors of unincorporated businesses (number) |
|------------|--|---|-----------------------|-------------------------------------|---------------------------------------|--------------------------------|---|---|--|
| | | Total (number) | With payroll (number) | Total, all establishments (\$1,000) | Establishments with payroll (\$1,000) | | | | |
| | <u>PHILADELPHIA, PA.-N.J., SMSA</u> | Consists of Bucks, Chester, Delaware, Montgomery, and Philadelphia Counties, Pa.; and Burlington, Camden, and Gloucester Counties, N.J. | | | | | | | |
| | RETAIL TRADE, TOTAL | 39 358 | 26 458 | 5 737 442 | 5 445 376 | 666 822 | 13 733 661 | 207 168 | 35 647 |
| | LUMBER, BUILDING MATERIALS, HARDWARE, FARM EQUIPMENT DEALERS | | | | | | | | |
| 52 | TOTAL | 1 501 | 1 053 | 193 774 | 184 604 | 24 150 | 473 305 | 5 381 | 1 237 |
| 521 | LUMBER YARDS | 209 | 199 | 67 871 | 67 477 | 9 245 | 175 559 | 1 847 | 112 |
| | BUILDING MATERIALS DEALERS | 190 | 118 | 39 601 | 38 065 | 4 429 | 92 158 | 938 | 142 |
| 522 | HEATING, PLUMBING EQUIPMENT DEALERS | 77 | 57 | 9 651 | 9 493 | 1 396 | 28 808 | 281 | 67 |
| 523 | PAINT, GLASS, WALLPAPER STORES | 263 | 221 | 19 770 | 19 130 | 2 658 | 52 346 | 625 | 137 |
| 524 | ELECTRICAL SUPPLY STORES | 46 | 26 | 2 665 | 2 439 | 329 | 6 205 | 82 | 45 |
| 5251 | HARDWARE STORES | 631 | 375 | 39 798 | 34 468 | 4 500 | 86 012 | 1 262 | 653 |
| 5252 | FARM EQUIPMENT DEALERS | 85 | 57 | 14 418 | 13 532 | 1 593 | 32 217 | 346 | 81 |
| | GENERAL MERCHANDISE GROUP STORES* | | | | | | | | |
| 53 PART* | TOTAL | 1 107 | 811 | 756 803 | 750 679 | 115 416 | 2 370 688 | 38 477 | 812 |
| 531 | DEPARTMENT STORES | 62 | 62 | 587 831 | 587 831 | 90 120 | 1 882 738 | 28 482 | 5 |
| 533 | LIMITED PRICE VARIETY STORES | 539 | 403 | 111 664 | 109 240 | 18 306 | 351 080 | 7 891 | 338 |
| 539 | GENERAL MERCHANDISE STORES | 276 | 210 | 44 146 | 42 154 | 5 588 | 107 575 | 1 601 | 244 |
| | DRY GOODS STORES | 155 | 103 | 10 702 | 9 612 | 1 165 | 23 952 | 383 | 147 |
| | SEWING, NEEDLEWORK STORES | 75 | 33 | 2 460 | 1 842 | 237 | 5 343 | 120 | 78 |
| | FOOD STORES | | | | | | | | |
| 54 | TOTAL | 8 508 | 4 278 | 1 358 425 | 1 230 725 | 102 711 | 2 006 964 | 29 211 | 8 328 |
| 541 | GROCERY STORES, INCLUDING DELICATESSENS | 5 308 | 2 656 | 1 198 170 | 1 105 696 | 85 783 | 1 670 492 | 23 012 | 5 257 |
| 542 | MEAT MARKETS | 724 | 408 | 57 985 | 47 023 | 4 340 | 83 703 | 1 213 | 823 |
| | FISH (SEAFOOD) MARKETS | 134 | 66 | 5 164 | 3 780 | 362 | 7 565 | 168 | 145 |
| 543 | FRUIT STORES, VEGETABLE MARKETS | 319 | 137 | 10 700 | 7 286 | 643 | 13 406 | 268 | 354 |
| 544 | CANDY, NUT, CONFECTIONERY STORES | 1 076 | 348 | 27 691 | 14 351 | 2 295 | 41 523 | 1 082 | 903 |
| 545 | DAIRY PRODUCTS STORES | 106 | 42 | 8 113 | 6 613 | 812 | 17 846 | 261 | 80 |
| 546 | RETAIL BAKERIES | 623 | 515 | 38 820 | 36 526 | 7 383 | 151 707 | 2 823 | 559 |
| 5462 | RETAIL BAKERIES, MANUFACTURING | 412 | 376 | 23 959 | 22 765 | 5 775 | 125 019 | 2 206 | 434 |
| 5463 | RETAIL BAKERIES, NONMANUFACTURING | 211 | 139 | 14 861 | 13 761 | 1 608 | 26 688 | 617 | 125 |
| 549 | EGG AND POULTRY DEALERS | 156 | 80 | 8 003 | 5 995 | 565 | 10 510 | 251 | 149 |
| | OTHER | 62 | 26 | 3 779 | 3 455 | 528 | 10 212 | 133 | 58 |
| | AUTOMOTIVE DEALERS | | | | | | | | |
| 55 EX. 554 | TOTAL | 1 391 | 1 157 | 979 727 | 974 681 | 88 040 | 1 715 550 | 15 430 | 960 |
| 551 | PASSENGER CAR DEALERS, FRANCHISED | 533 | 533 | 852 053 | 852 053 | 74 040 | 1 437 014 | 12 401 | 245 |
| | DOMESTIC CAR DEALERS | 427 | 427 | 745 032 | 745 032 | 63 600 | 1 242 998 | 10 623 | 181 |
| | IMPORTED CAR DEALERS | 55 | 55 | 37 588 | 37 588 | 4 522 | 80 274 | 728 | 34 |
| | DOMESTIC AND IMPORTED CAR DEALERS | 51 | 51 | 69 433 | 69 433 | 5 918 | 113 742 | 1 050 | 30 |
| 552 | PASSENGER CAR DEALERS, NONFRANCHISED | 312 | 178 | 47 936 | 44 972 | 3 649 | 75 371 | 780 | 307 |
| 553 | TIRE, BATTERY, ACCESSORY DEALERS | 403 | 343 | 58 881 | 57 777 | 8 413 | 166 379 | 1 815 | 290 |
| | HOME AND AUTO SUPPLY STORES | 26 | 26 | 4 521 | 4 521 | 580 | 11 363 | 128 | 14 |
| 559 | MISCELLANEOUS AIRCRAFT, MARINE, AUTOMOTIVE DEALERS | 117 | 77 | 16 336 | 15 358 | 1 358 | 25 423 | 306 | 104 |
| | AIRCRAFT, BOAT, MOTORCYCLE DEALERS | 66 | 42 | 7 820 | 7 422 | 818 | 14 731 | 194 | 62 |
| | HOUSEHOLD TRAILER DEALERS | 41 | 31 | 7 867 | 7 513 | 495 | 9 822 | 103 | 32 |
| | OTHER AUTOMOTIVE DEALERS | 10 | 4 | 649 | 423 | 45 | 870 | 9 | 10 |
| | GASOLINE SERVICE STATIONS | | | | | | | | |
| 55PT(554) | TOTAL | 3 180 | 2 614 | 321 000 | 301 684 | 26 117 | 545 866 | 8 973 | 3 416 |
| | APPAREL, ACCESSORY STORES | | | | | | | | |
| 56 | TOTAL | 3 830 | 2 732 | 391 372 | 368 294 | 51 931 | 1 033 538 | 16 335 | 3 252 |
| 561,567 | MEN'S, BOYS' APPAREL STORES, CUSTOM TAILORS | 782 | 582 | 89 810 | 84 987 | 13 044 | 259 988 | 3 292 | 686 |
| 561 | MEN'S, BOYS' CLOTHING AND FURNISHINGS STORES | 645 | 513 | 85 499 | 81 399 | 12 181 | 241 359 | 3 046 | 552 |
| 567 | CUSTOM TAILORS | 137 | 69 | 4 311 | 3 581 | 863 | 18 629 | 246 | 134 |
| 562-3,568 | WOMEN'S CLOTHING, SPECIALTY STORES | 1 519 | 1 143 | 182 323 | 174 909 | 24 510 | 490 353 | 8 539 | 1 300 |
| 562 | WOMEN'S READY-TO-WEAR STORES | 828 | 634 | 127 651 | 124 153 | 17 848 | 351 197 | 6 211 | 718 |
| 563,568 | WOMEN'S ACCESSORY, SPECIALTY STORES, FURRIERS | 691 | 509 | 54 672 | 50 756 | 6 662 | 139 156 | 2 328 | 582 |
| 563 | MILLINERY STORES | 124 | 82 | 3 678 | 3 070 | 479 | 11 151 | 229 | 107 |
| | CORSET, LINGERIE STORES | 108 | 88 | 7 296 | 6 900 | 876 | 16 514 | 350 | 76 |
| | HOSIERY STORES | 59 | 23 | 1 681 | 979 | 133 | 2 635 | 56 | 51 |
| | APPAREL, ACCESSORY, OTHER SPECIALTY STORES | 303 | 253 | 31 994 | 30 726 | 3 694 | 73 937 | 1 350 | 253 |
| 568 | FURRIERS, FUR SHOPS | 97 | 63 | 10 023 | 9 081 | 1 480 | 34 919 | 343 | 95 |
| 565 | FAMILY CLOTHING STORES | 404 | 142 | 32 331 | 27 525 | 3 673 | 75 152 | 1 340 | 390 |
| 566 | SHOE STORES | 830 | 656 | 69 673 | 65 235 | 9 159 | 177 781 | 2 491 | 554 |
| | MEN'S SHOE STORES | 115 | 113 | 9 566 | 9 532 | 1 281 | 23 288 | 300 | 22 |
| | WOMEN'S SHOE STORES | 176 | 172 | 22 538 | 22 426 | 3 262 | 65 091 | 898 | 78 |
| | CHILDREN'S, JUVENILES' SHOE STORES | 52 | 46 | 3 073 | 2 917 | 435 | 8 898 | 108 | 32 |
| | FAMILY SHOE STORES | 487 | 325 | 34 496 | 30 360 | 4 181 | 80 504 | 1 185 | 422 |
| 564 | CHILDREN'S, INFANTS' WEAR STORES | 265 | 205 | 16 419 | 15 419 | 1 535 | 30 039 | 669 | 289 |
| 569 | MISCELLANEOUS APPAREL, ACCESSORY STORES | 30 | 4 | 816 | 226 | 10 | 225 | 4 | 33 |

Standard Notes: - Represents zero. (D) Withheld to avoid disclosure. (NA) Not available. (X) Not applicable.
 *Nonstore retailers, part of SIC major group 53, are shown separately in this table.

TABLE 4. Standard Metropolitan Statistical Areas: 1963—Continued

| SIC code | Standard metropolitan statistical area and kind of business | Establishments | | Sales | | Payroll, entire year (\$1,000) | Payroll, workweek ended nearest Nov. 15 (dollars) | Paid employees, workweek ended nearest Nov. 15 (number) | Active proprietors of unincorporated businesses (number) |
|--|---|----------------|-----------------------|-------------------------------------|---------------------------------------|--------------------------------|---|---|--|
| | | Total (number) | With payroll (number) | Total, all establishments (\$1,000) | Establishments with payroll (\$1,000) | | | | |
| PHILADELPHIA, PA.-N.J., SMSA—Continued | | | | | | | | | |
| FURNITURE, HOME FURNISHINGS, EQUIPMENT STORES ⁵ | | | | | | | | | |
| | TOTAL | 1 942 | 1 372 | 252 694 | 239 912 | 33 538 | 663 008 | 7 388 | 1 690 |
| 57 | FURNITURE, HOME FURNISHINGS STORES | 1 207 | 853 | 155 477 | 147 865 | 21 759 | 429 998 | 4 783 | 1 091 |
| 5712 | FURNITURE STORES | 678 | 472 | 107 901 | 103 113 | 14 777 | 288 400 | 3 191 | 599 |
| 5713 | FLOOR COVERING STORES | 268 | 210 | 32 829 | 31 345 | 4 863 | 98 945 | 1 007 | 224 |
| 5714 | DRAPERY, CURTAIN, UPHOLSTERY STORES | 126 | 90 | 7 338 | 6 956 | 1 066 | 24 151 | 299 | 132 |
| 5715 | CHINA, GLASSWARE, METALWARE STORES | 43 | 35 | 3 586 | 3 516 | 571 | 8 489 | 134 | 39 |
| 5719 | MISCELLANEOUS HOME FURNISHINGS STORES | 92 | 46 | 3 823 | 2 935 | 482 | 10 013 | 152 | 97 |
| 572 | HOUSEHOLD APPLIANCE STORES | 375 | 263 | 62 298 | 59 262 | 6 993 | 136 898 | 1 577 | 299 |
| 5732 | RADIO, TELEVISION STORES | 179 | 151 | 19 094 | 18 680 | 2 512 | 52 245 | 563 | 152 |
| 5733 | MUSIC STORES | 82 | 105 | 15 825 | 14 105 | 2 274 | 43 867 | 465 | 148 |
| | RECORD SHOPS | 82 | 46 | 4 936 | 4 144 | 512 | 8 135 | 110 | 69 |
| | MUSICAL INSTRUMENT STORES | 99 | 59 | 10 889 | 9 961 | 1 762 | 35 732 | 355 | 79 |
| EATING, DRINKING PLACES | | | | | | | | | |
| | TOTAL | 8 459 | 6 943 | 523 067 | 497 835 | 114 854 | 2 348 612 | 50 345 | 7 132 |
| 58 | EATING PLACES | 4 972 | 3 760 | 361 099 | 342 473 | 87 623 | 1 782 188 | 40 247 | 4 571 |
| 5812 | RESTAURANTS, LUNCHROOMS | 2 941 | 2 539 | 259 311 | 252 257 | 64 806 | 1 319 136 | 30 516 | 2 749 |
| | CAFETERIAS | 187 | 185 | 24 541 | 20 531 | 7 850 | 1 63 328 | 3 017 | 43 |
| | REFRESHMENT PLACES | 1 573 | 811 | 52 596 | 41 590 | 8 262 | 165 654 | 4 003 | 1 573 |
| 5813 | CATERERS | 271 | 225 | 24 651 | 24 095 | 6 705 | 134 070 | 2 711 | 206 |
| | DRINKING PLACES (ALCOHOLIC BEVERAGES) | 3 487 | 3 183 | 161 968 | 155 362 | 27 231 | 566 424 | 10 098 | 2 561 |
| DRUG STORES, PROPRIETARY STORES | | | | | | | | | |
| 59PT(591) | TOTAL | 1 697 | 1 501 | 185 974 | 180 102 | 21 235 | 422 465 | 7 995 | 1 654 |
| 591 | DRUG STORES | 1 521 | 1 347 | 167 681 | 162 445 | 19 695 | 390 416 | 7 364 | 1 501 |
| | PROPRIETARY STORES | 176 | 154 | 18 293 | 17 657 | 1 540 | 32 049 | 631 | 153 |
| OTHER RETAIL STORES | | | | | | | | | |
| 59 EX. 591 | TOTAL | 5 706 | 3 510 | 574 627 | 539 493 | 60 719 | 1 204 192 | 15 917 | 5 256 |
| 592 | LIQUOR STORES | 632 | 606 | 189 728 | 188 184 | 10 983 | 213 919 | 2 703 | 400 |
| 593 | ANTIQUARIAN STORES, SECONOHANO STORES | 637 | 277 | 23 496 | 19 078 | 3 576 | 72 036 | 1 048 | 607 |
| 5932 | ANTIQUARIAN STORES | 201 | 35 | 3 544 | 1 382 | 190 | 3 304 | 57 | 210 |
| 5933 | SECONOHANO STORES | 436 | 244 | 19 952 | 17 696 | 3 386 | 68 732 | 991 | 397 |
| 594 | BOOK, STATIONERY STORES | 250 | 190 | 18 120 | 16 876 | 2 481 | 49 331 | 826 | 244 |
| 5942 | BOOK STORES | 86 | 52 | 6 766 | 6 136 | 895 | 18 881 | 293 | 68 |
| 5943 | STATIONERY STORES | 164 | 138 | 11 354 | 10 740 | 1 586 | 30 450 | 533 | 176 |
| 595 | SPORTING GOODS STORES, BICYCLE SHOPS | 226 | 132 | 16 915 | 14 717 | 1 700 | 36 413 | 496 | 216 |
| 5952 | SPORTING GOODS STORES | 196 | 114 | 16 013 | 14 029 | 1 620 | 34 714 | 466 | 186 |
| 5953 | BICYCLE SHOPS | 30 | 18 | 902 | 688 | 80 | 1 699 | 30 | 30 |
| 5962 | HAY, GRAIN, FEED STORES | 89 | 75 | 26 008 | 25 732 | 2 177 | 41 622 | 512 | 72 |
| 5969 | OTHER FARM SUPPLY STORES | 28 | 26 | 5 332 | 5 278 | 563 | 10 837 | 141 | 18 |
| | GARDEN SUPPLY STORES | 88 | 64 | 6 576 | 6 220 | 840 | 15 392 | 212 | 87 |
| 597 | JEWELRY STORES | 402 | 260 | 31 330 | 29 232 | 5 006 | 97 824 | 1 354 | 370 |
| 598 | FUEL, ICE DEALERS | 755 | 495 | 141 955 | 136 907 | 18 782 | 371 024 | 3 737 | 663 |
| 5982 | COAL AND WOOD DEALERS | 109 | 77 | 20 180 | 19 654 | 2 245 | 41 934 | 531 | 96 |
| | ICE DEALERS | 72 | 10 | 1 284 | 850 | 292 | 6 412 | 62 | 72 |
| 5983 | FUEL OIL DEALERS | 541 | 381 | 114 560 | 110 544 | 14 743 | 296 139 | 2 873 | 473 |
| 5984 | BOTTLE GAS DEALERS | 33 | 27 | 5 931 | 5 859 | 1 502 | 26 539 | 271 | 22 |
| 5992 | FLORISTS | 506 | 302 | 20 041 | 16 743 | 3 126 | 57 149 | 967 | 562 |
| 5993 | CIGAR STORES, STANOS | 250 | 106 | 13 417 | 10 503 | 801 | 15 328 | 342 | 250 |
| 5994 | NEWS DEALERS, NEWSSTANOS | 370 | 146 | 15 962 | 13 232 | 1 371 | 27 525 | 600 | 344 |
| 5996 | CAMERA, PHOTOGRAPHIC SUPPLY STORES | 96 | 78 | 8 458 | 8 002 | 911 | 17 845 | 230 | 80 |
| 5997 | GIFT, NOVELTY, SOUVENIR SHOPS | 483 | 209 | 13 192 | 9 972 | 1 378 | 30 043 | 660 | 517 |
| 5998 | OPTICAL GOODS STORES | 297 | 225 | 11 402 | 10 196 | 2 555 | 52 886 | 566 | 269 |
| 5999 | TYPEWRITER STORES | 28 | 22 | 2 159 | 2 055 | 446 | 7 900 | 92 | 28 |
| | LUGGAGE, LEATHER GOODS STORES | 18 | 10 | 1 352 | 1 174 | 136 | 2 732 | 45 | 18 |
| | HOBBY, TOY, GAME SHOPS | 176 | 114 | 15 365 | 14 589 | 1 728 | 38 749 | 784 | 146 |
| | RELIGIOUS GOODS STORES | 26 | 16 | 1 146 | 960 | 124 | 2 547 | 55 | 25 |
| | PET SHOPS | 71 | 29 | 2 517 | 1 963 | 347 | 7 097 | 116 | 68 |
| | OTHER | 278 | 128 | 10 156 | 7 880 | 1 688 | 35 993 | 431 | 272 |
| NONSTORE RETAILERS* | | | | | | | | | |
| 53 PART* | TOTAL | 2 037 | 487 | 199 979 | 177 367 | 28 111 | 949 473 | 11 716 | 1 910 |
| 532 | MAIL-ORDER HOUSES | 76 | 58 | 62 785 | 62 591 | 7 912 | 571 495 | 7 593 | 49 |
| 534 | MERCHANDISE VENDING MACHINE OPERATORS | 209 | 97 | 53 459 | 50 397 | 5 886 | 112 467 | 1 190 | 173 |
| 535 | DIRECT SELLING (HOUSE-TO-HOUSE) ORGANIZATIONS | 1 752 | 332 | 83 735 | 64 379 | 14 313 | 265 511 | 2 933 | 1 688 |

Standard Notes: — Represents zero. (D) Withheld to avoid disclosure. (NA) Not available. (X) Not applicable.
 *Nonstore retailers, part of SIC major group 53, are shown separately in this table.

TABLE 4. Standard Metropolitan Statistical Areas: 1963-Continued

| SIC code | Standard metropolitan statistical area and kind of business | Establishments | | Sales | | Payroll, entire year (\$1,000) | Payroll, workweek ended nearest Nov. 15 (dollars) | Paid employees, workweek ended nearest Nov. 15 (number) | Active proprietors of unincorporated businesses (number) |
|---------------------|--|--------------------------------------|-----------------------|-------------------------------------|---------------------------------------|--------------------------------|---|---|--|
| | | Total (number) | With payroll (number) | Total, all establishments (\$1,000) | Establishments with payroll (\$1,000) | | | | |
| TRENTON SMSA | | Coextensive with Mercer County, N.J. | | | | | | | |
| | RETAIL TRADE, TOTAL | 2 805 | 1 941 | 439 447 | 417 311 | 50 844 | 1 000 122 | 14 829 | 2 476 |
| | LUMBER, BUILDING MATERIALS, HARDWARE, FARM EQUIPMENT DEALERS | | | | | | | | |
| | TOTAL | 122 | 98 | 21 817 | 21 283 | 2 699 | 51 808 | 574 | 96 |
| 52 | LUMBER YARDS | 22 | 22 | 9 674 | 9 674 | 984 | 18 982 | 198 | 19 |
| 521 | BUILDING MATERIALS DEALERS | 21 | 13 | 4 049 | 3 863 | 565 | 10 895 | 116 | 15 |
| 522 | HEATING, PLUMBING EQUIPMENT DEALERS | 6 | 4 | 649 | 637 | 56 | 1 498 | 14 | 6 |
| 523 | PAINT, GLASS, WALLPAPER STORES | 23 | 21 | 2 320 | 2 308 | 445 | 7 859 | 90 | 12 |
| 524 | ELECTRICAL SUPPLY STORES | 1 | 1 | (0) | (0) | (0) | (0) | (0) | (0) |
| 5251 | HARDWARE STORES | 42 | 30 | 3 684 | 3 360 | 487 | 9 361 | 116 | 38 |
| 5252 | FARM EQUIPMENT DEALERS | 7 | 7 | (0) | (0) | (0) | (0) | (0) | (0) |
| | GENERAL MERCHANDISE GROUP STORES* | | | | | | | | |
| | TOTAL | 64 | 58 | 59 067 | 58 977 | 7 654 | 164 603 | 2 921 | 40 |
| 53 PART* | DEPARTMENT STORES | 9 | 9 | 48 168 | 48 168 | 5 794 | 127 979 | 2 144 | - |
| 533 | LIMITED PRICE VARIETY STORES | 29 | 27 | 8 517 | 8 487 | 1 586 | 30 475 | 679 | 16 |
| 539 | GENERAL MERCHANDISE STORES | 13 | 13 | 1 700 | 1 700 | 157 | 3 794 | 64 | 10 |
| (| DRY GOODS STORES | 7 | 7 | (0) | (0) | (0) | (0) | (0) | (0) |
| (| SEWING, NEEDLEWORK STORES | 6 | 2 | (0) | (0) | (0) | (0) | (0) | (0) |
| | FOOD STORES | | | | | | | | |
| | TOTAL | 536 | 268 | 89 500 | 80 996 | 6 895 | 139 741 | 2 003 | 524 |
| 54 | GROCERY STORES, INCLUDING DELICATESSENS | 338 | 150 | 78 396 | 71 720 | 5 494 | 111 536 | 1 474 | 344 |
| 541 | MEAT MARKETS | 29 | 21 | 3 059 | 2 777 | 307 | 6 025 | 92 | 30 |
| 542 | FISH (SEAFOOD) MARKETS | 8 | 2 | 142 | (0) | (0) | (0) | (0) | (0) |
| 543 | FRUIT STORES, VEGETABLE MARKETS | 25 | 17 | 1 508 | 1 264 | 84 | 2 705 | 64 | 28 |
| 544 | CANOPY, NUT, CONFECTIONERY STORES | 58 | 24 | 1 484 | 850 | 117 | 2 132 | 57 | 41 |
| 545 | DAIRY PRODUCTS STORES | 17 | 5 | 1 012 | 510 | 52 | 984 | 14 | 18 |
| 546 | RETAIL BAKERIES | 42 | 38 | 2 939 | 2 917 | 744 | 14 565 | 274 | 37 |
| 5462 | RETAIL BAKERIES, MANUFACTURING | 36 | 34 | 2 421 | 2 413 | 623 | 12 199 | 236 | 35 |
| 5463 | RETAIL BAKERIES, NONMANUFACTURING | 6 | 4 | 518 | 504 | 121 | 2 366 | 38 | 2 |
| 549 | EGG AND POULTRY DEALERS | 11 | 9 | 792 | 744 | 78 | 1 378 | 20 | 10 |
| (| OTHER | 8 | 2 | 168 | (0) | (0) | (0) | (0) | (0) |
| | AUTOMOTIVE DEALERS | | | | | | | | |
| | TOTAL | 102 | 80 | 71 863 | 71 173 | 6 485 | 104 733 | 1 027 | 60 |
| 55 EX.554 | PASSENGER CAR DEALERS, FRANCHISED | 34 | 34 | 59 087 | 59 087 | 5 021 | 76 419 | 739 | 9 |
| 551 | DOMESTIC CAR DEALERS | 26 | 26 | 43 929 | 43 929 | 3 699 | 52 700 | 539 | 9 |
| | IMPORTED CAR DEALERS | 2 | 2 | (0) | (0) | (0) | (0) | (0) | (0) |
| | DOMESTIC AND IMPORTED CAR DEALERS | 6 | 6 | (0) | (0) | (0) | (0) | (0) | (0) |
| 552 | PASSENGER CAR DEALERS, NONFRANCHISED | 30 | 14 | 2 623 | 2 313 | 253 | 4 539 | 45 | 26 |
| 553 | TIRE, BATTERY, ACCESSORY DEALERS | 30 | 28 | 5 915 | 5 693 | 925 | 18 379 | 186 | 17 |
| (| HOME AND AUTO SUPPLY STORES | 1 | 1 | (0) | (0) | (0) | (0) | (0) | (0) |
| 559 | MISCELLANEOUS AIRCRAFT, MARINE, AUTOMOTIVE DEALERS | 7 | 3 | (0) | (0) | (0) | (0) | (0) | (0) |
| | AIRCRAFT, BOAT, MOTORCYCLE DEALERS | 5 | 1 | 282 | (0) | (0) | (0) | (0) | (0) |
| | HOUSEHOLD TRAILER DEALERS | 1 | 1 | (0) | (0) | (0) | (0) | (0) | (0) |
| | OTHER AUTOMOTIVE DEALERS | 1 | 1 | (0) | (0) | (0) | (0) | (0) | (0) |
| | GASOLINE SERVICE STATIONS | | | | | | | | |
| 55PT(554) | TOTAL | 261 | 203 | 26 676 | 24 178 | 2 097 | 43 021 | 645 | 279 |
| | APPAREL, ACCESSORY STORES | | | | | | | | |
| | TOTAL | 243 | 195 | 28 880 | 27 830 | 4 095 | 82 656 | 1 316 | 166 |
| 56 | MEN'S, BOYS' APPAREL STORES, CUSTOM TAILORS | 49 | 43 | 6 725 | 6 483 | 1 005 | 19 327 | 222 | 35 |
| 561,567 | MEN'S, BOYS' CLOTHING AND FURNISHINGS STORES | 46 | 40 | (0) | (0) | (0) | (0) | (0) | (0) |
| 561 | CUSTOM TAILORS | 3 | 3 | (0) | (0) | (0) | (0) | (0) | (0) |
| 562-3,568 | WOMEN'S CLOTHING, SPECIALTY STORES | 100 | 84 | 13 412 | 13 076 | 1 921 | 41 036 | 757 | 74 |
| 562 | WOMEN'S READY-TO-WEAR STORES | 72 | 58 | 11 609 | 11 293 | 1 696 | 36 531 | 677 | 57 |
| 563,568 | WOMEN'S ACCESSORY, SPECIALTY STORES, FURRIERS | 28 | 26 | 1 803 | 1 783 | 225 | 4 505 | 80 | 17 |
| 563 | MILLINERY STORES | 9 | 7 | 252 | 232 | 41 | 750 | 16 | 3 |
| (| CORSET, LINGERIE STORES | 3 | 3 | (0) | (0) | (0) | (0) | (0) | (0) |
| (| Hosiery Stores | 1 | 1 | (0) | (0) | (0) | (0) | (0) | (0) |
| (| APPAREL, ACCESSORY, OTHER SPECIALTY STORES | 9 | 9 | 725 | 725 | 78 | 1 702 | 35 | 8 |
| 568 | FURRIERS, FUR SHOPS | 6 | 6 | 413 | 413 | 72 | 1 470 | 15 | 4 |
| 565 | FAMILY CLOTHING STORES | 33 | 15 | 2 362 | 2 076 | 318 | 6 200 | 106 | 24 |
| 566 | SHOE STORES | 53 | 45 | 4 949 | 4 763 | 663 | 12 364 | 177 | 25 |
| | MEN'S SHOE STORES | 6 | 6 | (0) | (0) | (0) | (0) | (0) | (0) |
| | WOMEN'S SHOE STORES | 15 | 15 | 1 535 | 1 535 | 206 | 3 927 | 59 | 7 |
| | CHILDREN'S, JUVENILES' SHOE STORES | 2 | 2 | (0) | (0) | (0) | (0) | (0) | (0) |
| | FAMILY SHOE STORES | 30 | 22 | 2 827 | 2 641 | 373 | 6 820 | 99 | 16 |
| 564 | CHILDREN'S, INFANTS' WEAR STORES | 8 | 8 | 1 432 | 1 432 | 188 | 3 729 | 54 | 8 |
| 569 | MISCELLANEOUS APPAREL, ACCESSORY STORES | - | - | - | - | - | - | - | - |

Standard Notes: - Represents zero. (D) Withheld to avoid disclosure. (NA) Not available. (X) Not applicable.
 *Nonstore retailers, part of SIC major group 53, are shown separately in this table.

TABLE 4. Standard Metropolitan Statistical Areas: 1963—Continued

| SIC code | Standard metropolitan statistical area and kind of business | Establishments | | Sales | | Payroll, entire year (\$1,000) | Payroll, workweek ended nearest Nov. 15 (dollars) | Paid employees, workweek ended nearest Nov. 15 (number) | Active proprietors of unincorporated businesses (number) |
|---|---|----------------|-----------------------|-------------------------------------|---------------------------------------|--------------------------------|---|---|--|
| | | Total (number) | With payroll (number) | Total, all establishments (\$1,000) | Establishments with payroll (\$1,000) | | | | |
| TRENTON SMSA—Continued | | | | | | | | | |
| FURNITURE, HOME FURNISHINGS, EQUIPMENT STORES | | | | | | | | | |
| | TOTAL | 164 | 120 | 26 282 | 24 904 | 3 404 | 69 905 | 752 | 124 |
| 571 | FURNITURE, HOME FURNISHINGS STORES | 103 | 73 | 16 512 | 15 858 | 2 318 | 50 271 | 533 | 70 |
| 5712 | FURNITURE STORES | 51 | 45 | 11 711 | 11 585 | 1 649 | 34 264 | 388 | 27 |
| 5713 | FLOOR COVERING STORES | 19 | 13 | 3 559 | 3 167 | 459 | 11 629 | 83 | 15 |
| 5714 | DRAPERY, CURTAIN, UPHOLSTERY STORES | 20 | 10 | 696 | 596 | 83 | 1 745 | 26 | 18 |
| 5715 | CHINA, GLASSWARE, METALWARE STORES | 9 | 1 | (D) | (D) | (D) | (D) | (D) | (D) |
| 5718 | MISCELLANEOUS HOME FURNISHINGS STORES | 4 | 4 | (D) | (D) | (D) | (D) | (D) | (D) |
| 5719 | HOUSEHOLD APPLIANCE STORES | 25 | 19 | 4 642 | 4 130 | 458 | 8 612 | 106 | 22 |
| 572 | RADIO, TELEVISION STORES | 15 | 15 | 2 625 | 2 625 | 302 | 4 419 | 47 | 13 |
| 5732 | MUSIC STORES | 21 | 13 | 2 503 | 2 291 | 326 | 6 603 | 66 | 19 |
| 5733 | RECORD SHOPS | 11 | 5 | 1 039 | 871 | 92 | 2 049 | 20 | 11 |
| | MUSICAL INSTRUMENT STORES | 10 | 8 | 1 464 | 1 420 | 234 | 4 554 | 46 | 8 |
| EATING, DRINKING PLACES | | | | | | | | | |
| 58 | TOTAL | 641 | 495 | 38 659 | 36 087 | 7 840 | 156 156 | 3 185 | 591 |
| 5812 | EATING PLACES | 379 | 307 | 26 433 | 25 561 | 6 231 | 123 616 | 2 552 | 345 |
| | RESTAURANTS, LUNCHROOMS | 234 | 214 | 19 023 | 18 753 | 4 681 | 89 371 | 1 892 | 211 |
| | CAFETERIAS | 10 | 10 | (D) | (D) | (D) | (D) | (D) | (D) |
| | REFRESHMENT PLACES | 109 | 59 | 3 520 | 2 966 | 525 | 10 933 | 265 | 117 |
| | CATERERS | 26 | 24 | (D) | (D) | (D) | (D) | (D) | (D) |
| 5813 | DRINKING PLACES (ALCOHOLIC BEVERAGES) | 262 | 188 | 12 226 | 10 526 | 1 609 | 32 540 | 633 | 246 |
| DRUG STORES, PROPRIETARY STORES | | | | | | | | | |
| S9PT (S91) | TOTAL | 86 | 82 | 13 419 | 13 319 | 1 749 | 34 522 | 524 | 75 |
| S91 | DRUG STORES | 84 | 80 | (D) | (D) | (D) | (D) | (D) | (D) |
| | PROPRIETARY STORES | 2 | 2 | (D) | (D) | (D) | (D) | (D) | (D) |
| OTHER RETAIL STORES | | | | | | | | | |
| S9 EX. S91 | TOTAL | 464 | 308 | 54 600 | 51 112 | 6 511 | 125 943 | 1 583 | 409 |
| S92 | LIQUOR STORES | 82 | 68 | 11 018 | 10 482 | 1 056 | 21 442 | 310 | 77 |
| S93 | ANTIQUARIAN STORES, SECONDHAND STORES | 38 | 20 | 881 | 667 | 118 | 2 504 | 45 | 35 |
| S932 | ANTIQUARIAN STORES | 16 | 4 | 208 | (D) | (D) | (D) | (D) | (D) |
| S933 | SECONDHAND STORES | 22 | 16 | 673 | (D) | (D) | (D) | (D) | (D) |
| S94 | BOOK, STATIONERY STORES | 12 | 12 | 4 022 | 4 022 | 539 | 10 615 | 198 | 8 |
| S942 | BOOK STORES | 5 | 5 | (D) | (D) | (D) | (D) | (D) | (D) |
| S943 | STATIONERY STORES | 7 | 7 | (D) | (D) | (D) | (D) | (D) | (D) |
| S95 | SPORTING GOODS STORES, BICYCLE SHOPS | 26 | 12 | 1 368 | 1 232 | 94 | 1 982 | 28 | 29 |
| S952 | SPORTING GOODS STORES | 21 | 9 | 1 196 | 1 066 | 84 | 1 763 | 23 | 24 |
| S953 | BICYCLE SHOPS | 5 | 3 | 172 | 166 | 10 | 219 | 5 | 5 |
| S962 | HAY, GRAIN, FEED STORES | 8 | 8 | (D) | (D) | (D) | (D) | (D) | (D) |
| S969 | OTHER FARM SUPPLY STORES | - | - | - | - | - | - | - | - |
| S97 | GARDEN SUPPLY STORES | 9 | 5 | 856 | 838 | 137 | 2 844 | 29 | 9 |
| S97 | JEWELRY STORES | 29 | 23 | 3 112 | 3 026 | 538 | 10 529 | 111 | 17 |
| S98 | FUEL, ICE DEALERS | 76 | 46 | 15 390 | 14 182 | 2 083 | 40 029 | 382 | 58 |
| S982 | COAL AND WOOD DEALERS | 8 | 6 | 1 262 | 1 252 | 150 | 3 010 | 53 | 6 |
| | ICE DEALERS | 6 | - | 24 | - | - | - | - | 8 |
| S983 | FUEL OIL DEALERS | 58 | 36 | 13 258 | 12 084 | 1 719 | 32 662 | 285 | 44 |
| S984 | BOTTLED GAS DEALERS | 4 | 4 | 846 | 846 | 214 | 4 357 | 44 | - |
| S992 | FLORISTS | 45 | 27 | 1 579 | 1 269 | 263 | 4 857 | 78 | 46 |
| S993 | CIGAR STORES, STANDS | 15 | 7 | 806 | 668 | 48 | 813 | 14 | 15 |
| S994 | NEWS DEALERS, NEWSSTANDS | 10 | 6 | 754 | 634 | 49 | 1 008 | 19 | 11 |
| S996 | CAMERA, PHOTOGRAPHIC SUPPLY STORES | 9 | 7 | 835 | 791 | 71 | 1 245 | 16 | 9 |
| S997 | GIFT, NOVELTY, SOUVENIR SHOPS | 28 | 14 | 1 266 | 1 104 | 180 | 3 728 | 66 | 21 |
| S998 | OPTICAL GOODS STORES | 23 | 19 | 951 | 901 | 237 | 4 508 | 52 | 23 |
| S999 | TYPEWRITER STORES | - | - | - | - | - | - | - | - |
| | LUGGAGE, LEATHER GOODS STORES | 2 | 2 | (D) | (D) | (D) | (D) | (D) | (D) |
| | HOBBY, TOY, GAME SHOPS | 13 | 7 | 489 | 403 | 47 | 757 | 13 | 11 |
| | RELIGIOUS GOODS STORES | 1 | 1 | (D) | (D) | (D) | (D) | (D) | (D) |
| | PET SHOPS | 8 | 4 | 277 | 119 | 18 | 356 | 7 | 6 |
| | OTHER | 30 | 20 | 1 354 | 1 132 | 144 | 3 081 | 46 | 27 |
| NONSTORE RETAILERS* | | | | | | | | | |
| 53 PART* | TOTAL | 122 | 34 | 8 684 | 7 452 | 1 415 | 27 034 | 299 | 112 |
| S32 | MAIL-ORDER HOUSES | 2 | 2 | (D) | (D) | (D) | (D) | (D) | (D) |
| S34 | MERCHANDISE VENDING MACHINE OPERATORS | 12 | 8 | 4 921 | 4 769 | 815 | 15 509 | 184 | 6 |
| S35 | DIRECT SELLING (HOUSE-TO-HOUSE) ORGANIZATIONS | 108 | 24 | (D) | (D) | (D) | (D) | (D) | (D) |
| WILMINGTON, DEL.-N.J.-MD., SMSA | | | | | | | | | |
| Data for this Standard Metropolitan Statistical Area will be presented in Volume II, Part 1, Chapter 9. | | | | | | | | | |

Standard Notes: — Represents zero. (D) Withheld to avoid disclosure. (NA) Not available. (X) Not applicable.
 *Nonstore retailers, part of SIC major group 53, are shown separately in this table.

TABLE 5. Counties With 500 Establishments or More: 1963

| SIC code | County and kind of business | Establishments | | Sales | | Payroll, entire year (\$1,000) | Payroll, workweek ended nearest Nov. 15 (dollars) | Paid employees, workweek ended nearest Nov. 15 (number) | Active proprietors of unincorporated businesses (number) |
|-----------|---|----------------|-----------------------|-------------------------------------|---------------------------------------|--------------------------------|---|---|--|
| | | Total (number) | With payroll (number) | Total, all establishments (\$1,000) | Establishments with payroll (\$1,000) | | | | |
| | ATLANTIC COUNTY (COEXTENSIVE WITH ATLANTIC CITY SMSA; SEE TABLE 4) | | | | | | | | |
| | BERGEN COUNTY | | | | | | | | |
| | RETAIL TRADE, TOTAL | 6 831 | 4 791 | 1 204 259 | 1 138 297 | 133 927 | 2 665 089 | 37 740 | 5 552 |
| | LUMBER, BUILDING MATERIALS, HARDWARE, FARM EQUIPMENT DEALERS | | | | | | | | |
| 52 | TOTAL | 309 | 225 | 45 702 | 42 872 | 5 416 | 102 913 | 1 121 | 206 |
| 521 | (LUMBER YARDS | 42 | 40 | 21 784 | 21 600 | 2 499 | 43 626 | 430 | 8 |
| | (BUILDING MATERIALS DEALERS | 69 | 43 | 7 056 | 6 552 | 853 | 18 256 | 175 | 48 |
| 522 | (HEATING, PLUMBING EQUIPMENT DEALERS | 10 | 6 | 1 809 | 1 735 | 226 | 4 137 | 66 | 6 |
| 523 | (PAINT, GLASS, WALLPAPER STORES | 69 | 53 | 6 021 | 5 063 | 704 | 14 351 | 162 | 47 |
| 524 | (ELECTRICAL SUPPLY STORES | 3 | 3 | (0) | (0) | (0) | (0) | (0) | (0) |
| 5251 | (HARDWARE STORES | 112 | 78 | 8 373 | 7 273 | 1 014 | 20 197 | 266 | 95 |
| 5252 | (FARM EQUIPMENT DEALERS | 4 | 2 | (0) | (0) | (0) | (0) | (0) | (0) |
| | GENERAL MERCHANDISE GROUP STORES* | | | | | | | | |
| 53 PART* | TOTAL | 142 | 128 | 166 823 | 166 229 | 21 101 | 446 085 | 7 703 | 77 |
| 531 | (DEPARTMENT STORES | 11 | 11 | 137 904 | 137 904 | 16 617 | 364 229 | 6 098 | - |
| 533 | (LIMITED PRICE VARIETY STORES | 63 | 59 | 16 929 | 16 849 | 2 878 | 53 313 | 1 206 | 27 |
| 539 | (GENERAL MERCHANDISE STORES | 27 | 23 | 8 965 | 8 867 | 1 230 | 20 306 | 278 | 14 |
| | (DRY GOODS STORES | 29 | 23 | 2 207 | 1 989 | 303 | 6 666 | 93 | 28 |
| | (SEWING, NEEDLEWORK STORES | 12 | 12 | 818 | 620 | 73 | 1 571 | 28 | 8 |
| | FOOD STORES | | | | | | | | |
| 54 | TOTAL | 1 262 | 756 | 309 625 | 288 423 | 25 729 | 512 683 | 7 389 | 1 110 |
| 541 | (GROCERY STORES, INCLUDING DELICATESSENS | 668 | 386 | 265 113 | 253 421 | 20 648 | 406 241 | 5 672 | 554 |
| 542 | (MEAT MARKETS | 152 | 96 | 17 081 | 14 391 | 1 361 | 27 618 | 328 | 145 |
| | (FISH (SEAFOOD) MARKETS | 26 | 12 | 1 057 | 741 | 66 | 1 845 | 24 | 28 |
| 543 | (FRUIT STORES, VEGETABLE MARKETS | 27 | 11 | 1 650 | 1 122 | 88 | 1 991 | 25 | 29 |
| 544 | (CANDY, NUT, CONFECTIONERY STORES | 188 | 84 | 9 748 | 5 100 | 465 | 10 028 | 252 | 169 |
| 545 | (DAIRY PRODUCTS STORES | 34 | 26 | 2 729 | 2 505 | 248 | 5 683 | 84 | 33 |
| 546 | (RETAIL BAKERIES | 145 | 133 | 11 378 | 10 684 | 2 753 | 57 250 | 977 | 134 |
| 5462 | (RETAIL BAKERIES, MANUFACTURING | 127 | 123 | 9 887 | 9 833 | 2 632 | 54 619 | 926 | 119 |
| 5463 | (RETAIL BAKERIES, NONMANUFACTURING | 18 | 10 | 1 491 | 851 | 121 | 2 631 | 51 | 15 |
| 549 | (EGG AND POULTRY DEALERS | 12 | 4 | 510 | (0) | (0) | (0) | (0) | (0) |
| | (OTHER | 10 | 4 | 359 | (0) | (0) | (0) | (0) | (0) |
| | AUTOMOTIVE DEALERS | | | | | | | | |
| 55 EX.554 | TOTAL | 304 | 248 | 215 211 | 213 903 | 18 211 | 338 854 | 2 931 | 178 |
| 551 | (PASSENGER CAR DEALERS, FRANCHISED | 126 | 126 | 189 372 | 189 372 | 15 617 | 287 683 | 2 431 | 32 |
| | (DOMESTIC CAR DEALERS | 101 | 101 | 171 049 | 171 049 | 13 484 | 246 851 | 2 088 | 21 |
| | (IMPORTED CAR DEALERS | 18 | 18 | (0) | (0) | (0) | (0) | (0) | (0) |
| | (DOMESTIC AND IMPORTED CAR DEALERS | 7 | 7 | (0) | (0) | (0) | (0) | (0) | (0) |
| 552 | (PASSENGER CAR DEALERS, NONFRANCHISED | 84 | 44 | 13 466 | 12 410 | 772 | 16 771 | 153 | 72 |
| 553 | (TIRE, BATTERY, ACCESSORY DEALERS | 65 | 55 | 8 604 | 8 400 | 1 373 | 26 022 | 251 | 55 |
| | (HOME AND AUTO SUPPLY STORES | 7 | 7 | (0) | (0) | (0) | (0) | (0) | (0) |
| 559 | (MISCELLANEOUS AIRCRAFT, MARINE, AUTOMOTIVE DEALERS | 22 | 16 | (0) | (0) | (0) | (0) | (0) | (0) |
| | (AIRCRAFT, BOAT, MOTORCYCLE DEALERS | 14 | 8 | 1 622 | 1 576 | 197 | 3 894 | 44 | 7 |
| | (HOUSEHOLD TRAILER DEALERS | 6 | 6 | 862 | 860 | 128 | 1 896 | 19 | 3 |
| | (OTHER AUTOMOTIVE DEALERS | 2 | 2 | (0) | (0) | (0) | (0) | (0) | (0) |
| | GASOLINE SERVICE STATIONS | | | | | | | | |
| 55PT(554) | TOTAL | 760 | 612 | 84 710 | 76 174 | 6 471 | 138 520 | 1 920 | 809 |
| | APPAREL, ACCESSORY STORES | | | | | | | | |
| 56 | TOTAL | 559 | 479 | 72 927 | 71 289 | 10 197 | 196 182 | 2 862 | 340 |
| 561,567 | (MEN'S, BOYS' APPAREL STORES, CUSTOM TAILORS | 113 | 89 | 18 227 | 17 635 | 2 537 | 47 572 | 509 | 71 |
| 561 | (MEN'S, BOYS' CLOTHING AND FURNISHINGS STORES | 94 | 82 | 17 837 | (0) | (0) | (0) | (0) | (0) |
| 567 | (CUSTOM TAILORS | 19 | 7 | 390 | (0) | (0) | (0) | (0) | (0) |
| 562-3,568 | (WOMEN'S CLOTHING, SPECIALTY STORES | 259 | 237 | 32 437 | 32 143 | 4 576 | 89 016 | 1 533 | 163 |
| 562 | (WOMEN'S READY-TO-WEAR STORES | 133 | 123 | 23 062 | 22 946 | 3 322 | 62 541 | 1 093 | 76 |
| 563,568 | (WOMEN'S ACCESSORY, SPECIALTY STORES, FURRIERS | 126 | 114 | 9 375 | 9 197 | 1 254 | 26 475 | 440 | 87 |
| 563 | (MILLINERY STORES | 22 | 20 | 603 | 599 | 101 | 1 892 | 41 | 14 |
| | (CORSET, LINGERIE STORES | 22 | 20 | 2 267 | 2 259 | 257 | 4 604 | 84 | 20 |
| | (HOSIERY STORES | 7 | 7 | 387 | 387 | 44 | 1 086 | 27 | 3 |
| | (APPAREL, ACCESSORY, OTHER SPECIALTY STORES | 55 | 53 | 4 592 | 4 570 | 615 | 13 474 | 238 | 38 |
| 568 | (FURRIERS, FUR SHOPS | 20 | 14 | 1 526 | 1 382 | 237 | 5 419 | 50 | 12 |
| 565 | (FAMILY CLOTHING STORES | 37 | 15 | 3 728 | 3 174 | 438 | 9 717 | 150 | 31 |
| 566 | (SHOE STORES | 105 | 99 | 13 574 | 13 434 | 2 057 | 38 364 | 465 | 38 |
| | (MEN'S SHOE STORES | 11 | 11 | 1 157 | 1 157 | 142 | 2 769 | 36 | 2 |
| | (WOMEN'S SHOE STORES | 24 | 24 | 4 154 | 4 154 | 645 | 12 097 | 165 | 3 |
| | (CHILDREN'S, JUVENILES' SHOE STORES | 6 | 6 | 500 | 500 | 54 | 1 456 | 17 | 5 |
| | (FAMILY SHOE STORES | 64 | 58 | 7 763 | 7 623 | 1 216 | 22 042 | 247 | 28 |
| 564 | (CHILDREN'S, INFANTS' WEAR STORES | 43 | 39 | 4 918 | 4 896 | 588 | 11 513 | 205 | 33 |
| 569 | (MISCELLANEOUS APPAREL, ACCESSORY STORES | 2 | - | 43 | 7 | 1 | - | - | 4 |

Standard Notes: - Represents zero. (D) Withheld to avoid disclosure. (NA) Not available. (X) Not applicable.
*Nonstore retailers, part of SIC major group 53, are shown separately in this table.

TABLE 5. Counties With 500 Establishments or More: 1963-Continued

| SIC code | County and kind of business | Establishments | | Sales | | Payroll, entire year (\$1,000) | Payroll, workweek ended nearest Nov. 15 (dollars) | Paid employees, workweek ended nearest Nov. 15 (number) | Active proprietors of unincorporated businesses (number) |
|--|---|----------------|-----------------------|-------------------------------------|---------------------------------------|--------------------------------|---|---|--|
| | | Total (number) | With payroll (number) | Total, all establishments (\$1,000) | Establishments with payroll (\$1,000) | | | | |
| BERGEN COUNTY--CONTINUEO | | | | | | | | | |
| FURNITURE, HOME FURNISHINGS, EQUIPMENT STORES | | | | | | | | | |
| | TOTAL | 399 | 293 | 54 282 | 51 768 | 8 153 | 149 677 | 1 570 | 264 |
| 57 | FURNITURE, HOME FURNISHINGS STORES | 256 | 196 | 39 069 | 37 961 | 6 310 | 114 552 | 1 180 | 168 |
| 5712 | FURNITURE STORES | 124 | 94 | 25 917 | 25 233 | 4 095 | 70 714 | 717 | 76 |
| 5713 | FLOOR COVERING STORES | 59 | 47 | 7 706 | 7 550 | 1 314 | 26 202 | 233 | 31 |
| 5714 | DRAPERY, CURTAIN, UPHOLSTERY STORES | 31 | 25 | 1 806 | 1 744 | 301 | 6 394 | 75 | 27 |
| 5715 | CHINA, GLASSWARE, METALWARE STORES | 14 | 12 | 1 404 | 1 398 | 244 | 4 335 | 69 | 5 |
| 5719 | MISCELLANEOUS HOME FURNISHINGS STORES | 28 | 18 | 2 236 | 2 036 | 356 | 6 907 | 86 | 29 |
| 572 | HOUSEHOLD APPLIANCE STORES | 64 | 38 | 9 136 | 7 994 | 1 046 | 20 295 | 223 | 39 |
| 5732 | RADIO, TELEVISION STORES | 39 | 33 | 3 133 | 3 055 | 480 | 8 445 | 99 | 31 |
| 5733 | MUSIC STORES | 40 | 26 | 2 944 | 2 758 | 317 | 6 385 | 68 | 26 |
| | RECORD SHOPS | 16 | 12 | 1 367 | 1 299 | 147 | 3 240 | 33 | 8 |
| | MUSICAL INSTRUMENT STORES | 24 | 14 | 1 577 | 1 459 | 170 | 3 145 | 35 | 18 |
| EATING, DRINKING PLACES | | | | | | | | | |
| 58 | TOTAL | 1 293 | 1 021 | 92 948 | 86 562 | 20 203 | 417 382 | 7 660 | 1 037 |
| 5812 | EATING PLACES | 846 | 676 | 71 116 | 67 216 | 16 647 | 339 960 | 6 471 | 688 |
| | RESTAURANTS, LUNCHROOMS | 517 | 475 | 51 077 | 49 913 | 12 536 | 258 546 | 4 873 | 385 |
| | CAFETERIAS | 26 | 24 | 4 340 | 4 320 | 1 495 | 24 712 | 446 | 10 |
| | REFRESHMENT PLACES | 265 | 145 | 11 287 | 8 615 | 1 494 | 30 859 | 738 | 266 |
| | CATERERS | 38 | 32 | 4 412 | 4 368 | 1 122 | 25 843 | 414 | 27 |
| 5813 | DRINKING PLACES (ALCOHOLIC BEVERAGES) | 447 | 345 | 21 832 | 19 346 | 3 556 | 77 422 | 1 189 | 349 |
| DRUG STORES, PROPRIETARY STORES | | | | | | | | | |
| 59PT (591) | TOTAL | 219 | 205 | 32 802 | 32 360 | 4 771 | 94 305 | 1 258 | 125 |
| 591 | DRUG STORES | 208 | 198 | 31 592 | (0) | (D) | (D) | (D) | (0) |
| | PROPRIETARY STORES | 11 | 7 | 1 210 | (0) | (D) | (D) | (D) | (D) |
| OTHER RETAIL STORES | | | | | | | | | |
| 59 EX. 591 | TOTAL | 1 107 | 687 | 95 964 | 83 246 | 10 043 | 195 876 | 2 461 | 963 |
| 592 | LIQUOR STORES | 213 | 171 | 28 854 | 26 204 | 2 022 | 38 196 | 524 | 160 |
| 593 | ANTIQUA STORES, SECONOHAND STORES | 71 | 21 | 1 872 | 986 | 167 | 3 358 | 56 | 72 |
| 5932 | ANTIQUA STORES | 38 | 2 | 736 | (0) | (D) | (D) | (D) | (D) |
| 5933 | SECONOHAND STORES | 33 | 19 | 1 136 | (0) | (D) | (D) | (D) | (D) |
| 594 | BOOK, STATIONERY STORES | 90 | 52 | 6 907 | 5 125 | 534 | 10 145 | 188 | 97 |
| 5942 | BOOK STORES | 13 | 5 | 802 | (0) | (D) | (D) | (D) | (D) |
| 5943 | STATIONERY STORES | 77 | 47 | 6 105 | (D) | (D) | (D) | (D) | (D) |
| 595 | SPORTING GOODS STORES, BICYCLE SHOPS | 71 | 31 | 4 139 | 3 227 | 378 | 7 060 | 93 | 71 |
| 5952 | SPORTING GOODS STORES | 58 | 26 | 3 741 | (0) | (D) | (D) | (D) | (D) |
| 5953 | BICYCLE SHOPS | 13 | 5 | 398 | (0) | (D) | (D) | (D) | (D) |
| 5962 | HAY, GRAIN, FEED STORES | 6 | 4 | 383 | 341 | 28 | 675 | 6 | 6 |
| 5969 | OTHER FARM SUPPLY STORES | 2 | 2 | (0) | (0) | (0) | (0) | (0) | (0) |
| | GARDEN SUPPLY STORES | 26 | 22 | 2 533 | 2 491 | 422 | 8 322 | 108 | 19 |
| 597 | JEWELRY STORES | 58 | 42 | 4 635 | 4 311 | 670 | 12 152 | 146 | 41 |
| 598 | FUEL, ICE DEALERS | 129 | 99 | 24 107 | 22 711 | 3 203 | 64 099 | 579 | 97 |
| 5982 | COAL AND WOOD DEALERS | 16 | 12 | 1 296 | 1 258 | 170 | 3 824 | 49 | 15 |
| | ICE DEALERS | 8 | 2 | (0) | (0) | (0) | (0) | (0) | (0) |
| 5983 | FUEL OIL DEALERS | 102 | 82 | 21 745 | 20 447 | 2 801 | 55 833 | 495 | 73 |
| 5984 | BOTTLED GAS DEALERS | 3 | 3 | (0) | (0) | (0) | (0) | (0) | (0) |
| 5992 | FLORISTS | 102 | 62 | 4 600 | 3 912 | 725 | 13 925 | 190 | 98 |
| 5993 | CIGAR STORES, STANOS | 33 | 19 | 2 329 | 1 639 | 84 | 1 649 | 32 | 36 |
| 5994 | NEWS DEALERS, NEWSSTANOS | 31 | 11 | 1 377 | (0) | (0) | (0) | (0) | (0) |
| 5996 | CAMERA, PHOTOGRAPHIC SUPPLY STORES | 19 | 15 | 1 325 | 1 229 | 170 | 3 328 | 40 | 8 |
| 5997 | GIFT, NOVELTY, SOUVENIR SHOPS | 69 | 41 | 2 671 | 2 037 | 288 | 5 961 | 121 | 66 |
| 5998 | OPTICAL GOODS STORES | 55 | 25 | 1 255 | 867 | 184 | 3 653 | 44 | 54 |
| 5999 | TYPEWRITER STORES | 5 | 5 | (0) | (0) | (0) | (0) | (D) | (0) |
| | LUGGAGE, LEATHER GOODS STORES | 6 | 4 | 296 | (0) | (0) | (0) | (0) | (0) |
| | HOBBY, TOY, GAME SHOPS | 26 | 20 | 3 434 | 3 200 | 352 | 7 462 | 118 | 17 |
| | RELIGIOUS GOODS STORES | 1 | 1 | (0) | (0) | (0) | (0) | (0) | (0) |
| | PET SHOPS | 19 | 7 | 767 | 583 | 68 | 1 305 | 30 | 19 |
| | OTHER | 75 | 33 | 3 670 | 2 464 | 414 | 7 768 | 99 | 65 |
| NONSTORE RETAILERS* | | | | | | | | | |
| 53 PART* | TOTAL | 477 | 137 | 33 265 | 25 471 | 3 632 | 72 612 | 865 | 443 |
| 532 | MAIL-ORDER HOUSES | 33 | 13 | (0) | (D) | (0) | (D) | (D) | (D) |
| 534 | MERCHANDISE VENDING MACHINE OPERATORS | 29 | 13 | (D) | (0) | (D) | (D) | (0) | (0) |
| 535 | DIRECT SELLING (HOUSE-TO-HOUSE) ORGANIZATIONS | 415 | 111 | 25 690 | 18 730 | 3 000 | 60 889 | 699 | 388 |
| BURLINGTON COUNTY | | | | | | | | | |
| RETAIL TRADE, TOTAL | | | | | | | | | |
| | | 1 766 | 1 222 | 259 880 | 248 208 | 26 716 | 545 243 | 8 316 | 1 561 |
| LUMBER, BUILDING MATERIALS, HARWARE, FARM EQUIPMENT DEALERS | | | | | | | | | |
| 52 | TOTAL | 84 | 68 | 11 778 | 11 398 | 1 514 | 29 126 | 349 | 59 |
| 521 | LUMBER AND OTHER BUILDING MATERIALS DEALERS | 39 | 31 | 7 670 | 7 444 | 1 021 | 19 629 | 224 | 21 |
| 522-524 | HEATING, PLUMBING, PAINT, ELECTRICAL STORES | 15 | 11 | 683 | 649 | 138 | 2 608 | 35 | 11 |
| 5251 | HARWARE STORES | 21 | 19 | 1 445 | 1 383 | 166 | 2 953 | 48 | 20 |
| 5252 | FARM EQUIPMENT DEALERS | 9 | 7 | 1 980 | 1 922 | 189 | 3 936 | 42 | 7 |

Standard Notes: - Represents zero. (D) Withheld to avoid disclosure. (NA) Not available. (X) Not applicable.
 *Nonstore retailers, part of SIC major group 53, are shown separately in this table.

TABLE 5. Counties With 500 Establishments or More: 1963-Continued

| SIC code | County and kind of business | Establishments | | Sales | | Payroll, entire year (\$1,000) | Payroll, workweek ended nearest Nov. 15 (dollars) | Paid employees, workweek ended nearest Nov. 15 (number) | Active proprietors of unincorporated businesses (number) |
|--|--|----------------|-----------------------|-------------------------------------|---------------------------------------|--------------------------------|---|---|--|
| | | Total (number) | With payroll (number) | Total, all establishments (\$1,000) | Establishments with payroll (\$1,000) | | | | |
| <u>BURLINGTON COUNTY--CONTINUEO</u> | | | | | | | | | |
| GENERAL MERCHANOISE GROUP STORES* | | | | | | | | | |
| 53 PART* | TOTAL | 62 | 50 | 28 478 | 28 224 | 3 201 | 76 221 | 1 628 | 39 |
| 531 | DEPARTMENT STORES | 4 | 4 | 20 320 | 20 320 | 1 949 | 50 317 | 1 058 | - |
| 533 | LIMITED PRICE VARIETY STORES | 31 | 31 | 6 778 | 6 778 | 1 129 | 22 851 | 522 | 14 |
| 539 | MISCELLANEOUS GENERAL MERCHANOISE STORES | 27 | 15 | 1 380 | 1 126 | 123 | 3 053 | 48 | 25 |
| FOOD STORES | | | | | | | | | |
| 54 | TOTAL | 284 | 148 | 63 525 | 59 435 | 4 625 | 93 339 | 1 300 | 261 |
| 541 | GROCERY STORES, INCLUDING DELICATESSENS | 213 | 105 | 59 379 | 55 851 | 4 144 | 83 527 | 1 128 | 197 |
| 542 | MEAT MARKETS, FISH (SEAFOOD) MARKETS | 13 | 9 | 706 | 610 | 57 | 1 488 | 17 | 11 |
| 543 | FRUIT STORES, VEGETABLE MARKETS | 12 | 4 | 313 | 231 | 27 | 551 | 12 | 13 |
| 544 | CANOE, NUT, CONFECTIONERY STORES | 20 | 8 | 533 | (0) | (0) | (0) | (0) | (0) |
| 545-549 | OTHER FOOD STORES | 26 | 22 | 2 594 | (0) | (0) | (0) | (0) | (0) |
| AUTOMOTIVE DEALERS | | | | | | | | | |
| 55 EX.554 | TOTAL | 129 | 103 | 61 871 | 61 475 | 6 264 | 123 619 | 1 157 | 82 |
| GASOLINE SERVICE STATIONS | | | | | | | | | |
| 55PT(554) | TOTAL | 252 | 194 | 21 811 | 20 119 | 1 559 | 33 363 | 566 | 255 |
| APPAREL, ACCESSORY STORES | | | | | | | | | |
| 56 | TOTAL | 123 | 97 | 10 138 | 9 566 | 1 110 | 21 122 | 380 | 109 |
| 561,567 | MEN'S, BOYS' APPAREL STORES, CUSTOM TAILORS | 19 | 17 | 2 278 | 2 208 | 248 | 5 237 | 74 | 20 |
| 562-3,568 | WOMEN'S CLOTHING, SPECIALTY STORES | 41 | 33 | 2 658 | 2 520 | 252 | 4 296 | 98 | 36 |
| 562 | WOMEN'S READY-TO-WEAR STORES | 22 | 16 | 1 541 | 1 419 | 158 | 2 561 | 49 | 19 |
| 563,568 | WOMEN'S ACCESSORY, SPECIALTY STORES, FURRIERS | 19 | 17 | 1 117 | 1 101 | 94 | 1 735 | 49 | 17 |
| 565 | FAMILY CLOTHING STORES | 15 | 11 | 2 479 | 2 399 | 272 | 5 866 | 108 | 12 |
| 566 | SHOE STORES | 39 | 27 | 2 206 | 1 922 | 290 | 4 770 | 77 | 32 |
| 564,569 | OTHER APPAREL, ACCESSORY STORES | 9 | 9 | 517 | 517 | 48 | 953 | 23 | 9 |
| FURNITURE, HOME FURNISHINGS, EQUIPMENT STORES | | | | | | | | | |
| 57 | TOTAL | 86 | 62 | 9 729 | 9 359 | 1 105 | 24 568 | 269 | 72 |
| 571 | FURNITURE, HOME FURNISHINGS STORES | 42 | 34 | 5 396 | 5 268 | 674 | 14 429 | 153 | 31 |
| 572,573 | HOUSEHOLD APPLIANCE, RADIO, TELEVISION, MUSIC STORES | 44 | 28 | 4 333 | 4 091 | 431 | 10 139 | 116 | 41 |
| EATING, DRINKING PLACES | | | | | | | | | |
| 58 | TOTAL | 334 | 268 | 18 884 | 17 358 | 3 746 | 73 929 | 1 648 | 309 |
| 5812 | EATING PLACES | 211 | 163 | 12 682 | 11 648 | 2 858 | 55 896 | 1 327 | 192 |
| 5813 | DRINKING PLACES (ALCOHOLIC BEVERAGES) | 123 | 105 | 6 202 | 5 710 | 888 | 18 033 | 321 | 117 |
| DRUG STORES, PROPRIETARY STORES | | | | | | | | | |
| 59PT(591) | TOTAL | 49 | 49 | 6 32, | 6 327 | 917 | 17 360 | 253 | 34 |
| 591 | DRUG STORES | 44 | 44 | (D) | (D) | (D) | (0) | (0) | (0) |
| (| PROPRIETARY STORES | 5 | 5 | (D) | (D) | (D) | (D) | (0) | (0) |
| OTHER RETAIL STORES | | | | | | | | | |
| 59 EX.591 | TOTAL | 274 | 172 | 23 296 | 21 726 | 2 267 | 44 048 | 649 | 255 |
| 592 | LIQUOR STORES | 49 | 43 | 6 765 | 6 563 | 527 | 10 141 | 167 | 40 |
| 593 | ANTIQUe STORES, SECONDHAND STORES | 29 | 9 | 896 | 732 | 134 | 3 027 | 35 | 28 |
| 594 | BOOK, STATIONERY STORES | 11 | 9 | 517 | 509 | 65 | 1 418 | 29 | 10 |
| 595 | SPORTING GOODS STORES, BICYCLE SHOPS | 9 | 5 | 334 | 270 | 27 | 5 589 | 10 | 9 |
| 596 | FARM, GARDEN SUPPLY STORES, INCLUDING FEED STORES | 18 | 14 | 3 443 | 3 431 | 278 | 5 064 | 61 | 10 |
| 597 | JEWELRY STORES | 16 | 14 | 1 036 | 976 | 110 | 1 992 | 28 | 18 |
| 598 | FUEL, ICE DEALERS | 39 | 27 | 6 700 | 6 456 | 790 | 14 775 | 181 | 27 |
| 599 | OTHER STORES | 103 | 51 | 3 605 | 2 789 | 336 | 7 044 | 138 | 113 |
| NONSTORE RETAILERS* | | | | | | | | | |
| 53 PART* | TOTAL | 89 | 11 | 4 043 | 3 221 | 408 | 8 548 | 117 | 86 |
| <u>CAMDEN COUNTY</u> | | | | | | | | | |
| RETAIL TRADE, TOTAL | | 3 784 | 2 504 | 614 078 | 581 696 | 67 675 | 1 352 672 | 20 764 | 3 205 |
| LUMBER, BUILDING MATERIALS, HARDWARE, FARM EQUIPMENT DEALERS | | | | | | | | | |
| 52 | TOTAL | 166 | 104 | 18 264 | 16 984 | 2 351 | 49 255 | 535 | 133 |
| 521 | LUMBER YARDS | 24 | 24 | 7 289 | 7 289 | 1 129 | 24 539 | 236 | 12 |
| (| BUILDING MATERIALS DEALERS | 39 | 13 | 3 081 | 2 389 | 270 | 5 853 | 68 | 35 |
| 522 | HEATING, PLUMBING EQUIPMENT DEALERS | 8 | 6 | 1 325 | 1 319 | 202 | 3 733 | 37 | 9 |
| 523 | PAINT, GLASS, WALLPAPER STORES | 28 | 24 | 2 554 | 2 456 | 324 | 6 921 | 71 | 12 |
| 524 | ELECTRICAL SUPPLY STORES | 2 | 2 | (D) | (D) | (0) | (D) | (D) | (D) |
| 5251 | HARDWARE STORES | 61 | 33 | 3 073 | 2 597 | 303 | 5 827 | 102 | 61 |
| 5252 | FARM EQUIPMENT DEALERS | 4 | 2 | (D) | (D) | (D) | (D) | (D) | (D) |

Standard Notes: - Represents zero. (D) Withheld to avoid disclosure. (NA) Not available. (X) Not applicable.
 *Nonstore retailers, part of SIC major group 53, are shown separately in this table.

TABLE 5. Counties With 500 Establishments or More: 1963-Continued

| SIC code | County and kind of business | Establishments | | Sales | | Payroll, entire year (\$1,000) | Payroll, workweek ended nearest Nov. 15 (dollars) | Paid employees, workweek ended nearest Nov. 15 (number) | Active proprietors of unincorporated businesses (number) |
|---|--|----------------|-----------------------|-------------------------------------|---------------------------------------|--------------------------------|---|---|--|
| | | Total (number) | With payroll (number) | Total, all establishments (\$1,000) | Establishments with payroll (\$1,000) | | | | |
| CAMDEN COUNTY--CONTINUED | | | | | | | | | |
| GENERAL MERCHANDISE GROUP STORES* | | | | | | | | | |
| 53 PART* | TOTAL | 109 | 77 | 108 642 | 108 014 | 13 413 | 262 532 | 4 806 | 71 |
| 531 | DEPARTMENT STORES | 9 | 9 | 84 955 | 84 955 | 9 576 | 186 369 | 3 288 | - |
| 533 | LIMITED PRICE VARIETY STORES | 55 | 35 | 19 828 | 19 488 | 3 407 | 66 600 | 1 358 | 37 |
| 539 | GENERAL MERCHANDISE STORES | 27 | 23 | 2 899 | 2 803 | 347 | 7 891 | 114 | 18 |
| | DRY GOODS STORES | 12 | 8 | 781 | (D) | (D) | (D) | (D) | (D) |
| | SEWING, NEEDLEWORK STORES | 6 | 2 | 179 | (O) | (D) | (D) | (O) | (D) |
| FDD STORES | | | | | | | | | |
| 54 | TOTAL | 764 | 400 | 133 913 | 121 959 | 10 197 | 199 937 | 2 833 | 700 |
| 541 | GROCERY STORES, INCLUDING DELICATESSENS | 502 | 248 | 120 022 | 110 970 | 8 664 | 166 805 | 2 223 | 473 |
| 542 | MEAT MARKETS | 38 | 16 | 4 102 | 3 132 | 264 | 5 603 | 81 | 42 |
| | FISH (SEAFOOD) MARKETS | 14 | 6 | 407 | 161 | 13 | 315 | 9 | 13 |
| 543 | FRUIT STORES, VEGETABLE MARKETS | 35 | 13 | 1 153 | 779 | 60 | 1 336 | 27 | 42 |
| 544 | CANDY, NUT, CONFECTIONERY STORES | 87 | 39 | 2 192 | 1 106 | 173 | 3 534 | 101 | 66 |
| 545 | DAIRY PRODUCTS STORES | 22 | 20 | 1 639 | 1 541 | 196 | 5 387 | 87 | 4 |
| 546 | RETAIL BAKERIES | 57 | 51 | 3 873 | 3 791 | 781 | 15 847 | 287 | 51 |
| 5462 | RETAIL BAKERIES, MANUFACTURING | 43 | 39 | 2 668 | 2 600 | 658 | 13 909 | 237 | 45 |
| 5463 | RETAIL BAKERIES, NONMANUFACTURING | 14 | 12 | 1 205 | 1 191 | 123 | 1 938 | 50 | 6 |
| 549 | EGG AND POULTRY DEALERS | 6 | 4 | (D) | (D) | (D) | (D) | (O) | (O) |
| | OTHER | 3 | 3 | (D) | (O) | (O) | (O) | (O) | (D) |
| AUTOMOTIVE DEALERS | | | | | | | | | |
| 55 EX-554 | TOTAL | 130 | 98 | 113 343 | 112 705 | 9 749 | 186 982 | 1 648 | 86 |
| 551 | PASSENGER CAR DEALERS, FRANCHISED | 38 | 38 | 101 436 | 101 436 | 8 555 | 162 502 | 1 379 | 6 |
| | DOMESTIC CAR DEALERS | 30 | 30 | 89 237 | 89 237 | 7 533 | 143 083 | 1 187 | 4 |
| | IMPORTED CAR DEALERS | 2 | 2 | (O) | (O) | (O) | (O) | (O) | (D) |
| | DOMESTIC AND IMPORTED CAR DEALERS | 6 | 6 | (O) | (O) | (O) | (O) | (O) | (D) |
| 552 | PASSENGER CAR DEALERS, NONFRANCHISED | 36 | 14 | 5 044 | 4 614 | 252 | 5 506 | 58 | 37 |
| 553 | TIRE, BATTERY, ACCESSORY DEALERS | 38 | 36 | 4 924 | 4 882 | 724 | 14 603 | 167 | 28 |
| | HOME AND AUTO SUPPLY STORES | 2 | 2 | (O) | (O) | (O) | (O) | (O) | (O) |
| 559 | MISCELLANEOUS AIRCRAFT, MARINE, AUTOMOTIVE DEALERS | 16 | 8 | (D) | (D) | (D) | (D) | (D) | (O) |
| | AIRCRAFT, BOAT, MOTORCYCLE DEALERS | 11 | 5 | 1 120 | 1 044 | 124 | 1 986 | 25 | 11 |
| | HOUSEHOLD TRAILER DEALERS | 5 | 3 | (O) | (D) | (O) | (O) | (D) | (D) |
| | OTHER AUTOMOTIVE DEALERS | - | - | - | - | - | - | - | - |
| GASOLINE SERVICE STATIONS | | | | | | | | | |
| 55PT(554) | TOTAL | 398 | 306 | 37 126 | 33 094 | 2 753 | 56 715 | 890 | 423 |
| APPAREL, ACCESSORY STORES | | | | | | | | | |
| 56 | TOTAL | 359 | 249 | 32 056 | 29 146 | 3 926 | 80 729 | 1 286 | 275 |
| 561,567 | MEN'S, BOYS' APPAREL STORES, CUSTOM TAILORS | 65 | 53 | 7 551 | 6 763 | 935 | 20 458 | 269 | 47 |
| 561 | MEN'S, BOYS' CLOTHING AND FURNISHINGS STORES | 58 | 48 | 7 172 | 6 420 | 887 | 18 842 | 255 | 40 |
| 567 | CUSTOM TAILORS | 7 | 5 | 379 | 343 | 48 | 1 616 | 14 | 7 |
| 562-3,568 | WOMEN'S CLOTHING, SPECIALTY STORES | 140 | 100 | 12 229 | 11 413 | 1 425 | 29 736 | 551 | 111 |
| 562 | WOMEN'S READY-TO-WEAR STORES | 83 | 55 | 8 219 | 7 587 | 998 | 20 140 | 370 | 72 |
| 563,568 | WOMEN'S ACCESSORY, SPECIALTY STORES, FURRIERS | 57 | 45 | 4 010 | 3 826 | 427 | 9 596 | 181 | 39 |
| 563 | MILLINERY STORES | 12 | 10 | 342 | 328 | 59 | 1 229 | 22 | 8 |
| | CORSET, LINGERIE STORES | 9 | 9 | 613 | 613 | 69 | 1 487 | 32 | 3 |
| | HOSIERY STORES | 4 | 2 | (O) | (O) | (O) | (O) | (D) | (D) |
| | APPAREL, ACCESSORY, OTHER SPECIALTY STORES | 28 | 20 | 2 455 | 2 351 | 239 | 5 348 | 108 | 20 |
| 568 | FURRIERS, FUR SHOPS | 4 | 4 | (D) | (D) | (O) | (O) | (O) | (D) |
| 565 | FAMILY CLOTHING STORES | 42 | 14 | 3 328 | 2 536 | 357 | 7 699 | 124 | 44 |
| 566 | SHOE STORES | 87 | 65 | 7 720 | 7 320 | 1 086 | 20 261 | 291 | 54 |
| | MEN'S SHOE STORES | 8 | 8 | 667 | 667 | 89 | 1 697 | 22 | - |
| | WOMEN'S SHOE STORES | 19 | 19 | 2 721 | 2 721 | 420 | 7 888 | 110 | 3 |
| | CHILDREN'S, JUVENILES' SHOE STORES | 5 | 5 | 317 | 317 | 45 | 906 | 12 | 3 |
| | FAMILY SHOE STORES | 55 | 33 | 4 015 | 3 615 | 532 | 9 770 | 147 | 48 |
| 564 | CHILDREN'S, INFANTS' WEAR STORES | 21 | 17 | 1 168 | 1 114 | 123 | 2 575 | 51 | 15 |
| 569 | MISCELLANEOUS APPAREL, ACCESSORY STORES | 4 | - | 60 | - | - | - | - | 4 |
| FURNITURE, HOME FURNISHINGS, EQUIPMENT STORES | | | | | | | | | |
| 57 | TOTAL | 180 | 136 | 28 516 | 27 420 | 3 737 | 72 352 | 774 | 134 |
| 571 | FURNITURE, HOME FURNISHINGS STORES | 109 | 81 | 17 955 | 17 131 | 2 713 | 51 993 | 541 | 81 |
| 5712 | FURNITURE STORES | 58 | 48 | 13 634 | 13 420 | 2 284 | 43 433 | 451 | 38 |
| 5713 | FLOOR COVERING STORES | 27 | 15 | 2 929 | 2 491 | 297 | 6 156 | 53 | 21 |
| 5714 | DRAPERY, CURTAIN, UPHOLSTERY STORES | 8 | 6 | 686 | 676 | 61 | 1 174 | 15 | 8 |
| 5715 | CHINA, GLASSWARE, METALWARE STORES | 3 | 3 | (D) | (O) | (O) | (O) | (O) | (O) |
| 5719 | MISCELLANEOUS HOME FURNISHINGS STORES | 13 | 9 | (D) | (O) | (D) | (D) | (D) | (O) |
| 572 | HOUSEHOLD APPLIANCE STORES | 36 | 30 | 7 629 | 7 577 | 708 | 13 984 | 167 | 24 |
| 5732 | RADIO, TELEVISION STORES | 12 | 10 | 1 033 | 1 009 | 135 | 2 634 | 29 | 13 |
| 5733 | MUSIC STORES | 23 | 15 | 1 899 | 1 703 | 181 | 3 741 | 37 | 16 |
| | RECORD SHOPS | 7 | 5 | 612 | 588 | 49 | 637 | 7 | 4 |
| | MUSICAL INSTRUMENT STORES | 16 | 10 | 1 287 | 1 115 | 132 | 3 104 | 30 | 12 |
| EATING, DRINKING PLACES | | | | | | | | | |
| 58 | TOTAL | 752 | 588 | 54 828 | 52 010 | 11 607 | 245 108 | 5 156 | 563 |
| 5812 | EATING PLACES | 447 | 319 | 37 305 | 35 207 | 8 714 | 184 297 | 4 065 | 383 |
| | RESTAURANTS, LUNCHROOMS | 224 | 198 | 28 072 | 27 798 | 6 977 | 149 310 | 3 291 | 176 |
| | CAFETERIAS | 9 | 9 | 690 | 690 | 265 | 5 307 | 99 | 2 |
| | REFRESHMENT PLACES | 185 | 91 | 7 566 | 5 900 | 1 277 | 25 334 | 586 | 179 |
| | CATERERS | 29 | 21 | 977 | 819 | 195 | 4 346 | 89 | 26 |
| 5813 | DRINKING PLACES (ALCOHOLIC BEVERAGES) | 305 | 269 | 17 523 | 16 803 | 2 893 | 60 811 | 1 091 | 180 |

Standard Notes: - Represents zero. (D) Withheld to avoid disclosure. (NA) Not available. (X) Not applicable.
 *Nonstore retailers, part of SIC major group 53, are shown separately in this table.

TABLE 5. Counties With 500 Establishments or More: 1963-Continued

| SIC code | County and kind of business | Establishments | | Sales | | Payroll, entire year (\$1,000) | Payroll, workweek ended nearest Nov. 15 (dollars) | Paid employees, workweek ended nearest Nov. 15 (number) | Active proprietors of unincorporated businesses (number) |
|--|--|----------------|-----------------------|-------------------------------------|---------------------------------------|--------------------------------|---|---|--|
| | | Total (number) | With payroll (number) | Total, all establishments (\$1,000) | Establishments with payroll (\$1,000) | | | | |
| CAMOEN COUNTY--CONTINUEO | | | | | | | | | |
| ORUG STORES, PROPRIETARY STORES | | | | | | | | | |
| 59PT(591) | TOTAL | 120 | 112 | 16 138 | 15 980 | 2 045 | 41 401 | 740 | 88 |
| 591 (| ORUG STORES | 111 | 105 | 15 478 | 15 366 | 1 991 | 40 306 | 717 | 80 |
| (| PROPRIETARY STORES | 9 | 7 | 660 | 614 | 54 | 1 095 | 23 | 8 |
| OTHER RETAIL STORES | | | | | | | | | |
| 59 EX.591 | TOTAL | 604 | 390 | 55 013 | 50 231 | 5 610 | 110 418 | 1 526 | 543 |
| 592 | LIQUOR STORES | 124 | 116 | 22 420 | 21 476 | 1 745 | 34 240 | 495 | 75 |
| 593 | ANTIQUO STORES, SECONOHANO STORES | 52 | 20 | 1 889 | 1 545 | 315 | 5 901 | 99 | 50 |
| 5932 | ANTIQUE STORES | 13 | 1 | 267 | (0) | (0) | (0) | (0) | (0) |
| 5933 | SECONDHAND STORES | 39 | 19 | 1 622 | (0) | (0) | (0) | (0) | (0) |
| 594 | BOOK, STATIONERY STORES | 14 | 10 | 926 | 744 | 82 | 1 676 | 30 | 18 |
| 5942 | BOOK STORES | 5 | 3 | 352 | 242 | 28 | 597 | 9 | 6 |
| 5943 | STATIONERY STORES | 9 | 7 | 574 | 502 | 54 | 1 079 | 21 | 12 |
| 595 | SPORTING GOOOS STORES, BICYCLE SHOPS | 28 | 14 | 1 656 | 1 202 | 152 | 3 009 | 47 | 25 |
| 5952 | SPORTING GOOOS STORES | 26 | 12 | (0) | (0) | (0) | (0) | (0) | (0) |
| 5953 | BICYCLE SHOPS | 2 | 2 | (0) | (0) | (0) | (0) | (0) | (0) |
| 5962 | HAY, GRAIN, FEEO STORES | 6 | 6 | 1 131 | 1 131 | 80 | 1 683 | 23 | 5 |
| 5969 | OTHER FARM SUPPLY STORES | 1 | 1 | (0) | (0) | (0) | (0) | (0) | (0) |
| | GAROEN SUPPLY STORES | 11 | 9 | 1 519 | 1 501 | 171 | 2 984 | 36 | 9 |
| 597 | JEWELRY STORES | 28 | 20 | 3 214 | 3 150 | 380 | 8 282 | 124 | 22 |
| 598 | FUEL, ICE DEALERS | 104 | 60 | 11 567 | 10 341 | 1 548 | 29 367 | 296 | 92 |
| 5982 | COAL ANDO WOOD OALERS | 17 | 11 | (0) | (0) | (0) | (0) | (0) | (0) |
| (| ICE OALERS | 4 | - | 66 | - | - | - | - | 4 |
| 5983 | FUEL OIL OALERS | 80 | 46 | 9 406 | 8 332 | 1 119 | 23 082 | 211 | 71 |
| 5984 | BOTTLEO GAS OALERS | 3 | 3 | (0) | (0) | (0) | (0) | (0) | (0) |
| 5992 | FLORISTS | 49 | 23 | 1 606 | 1 194 | 193 | 3 760 | 60 | 50 |
| 5993 | CIGAR STORES, STANDS | 24 | 14 | 1 648 | 1 512 | 84 | 1 642 | 32 | 26 |
| 5994 | NEWS OALERS, NEWSSTANOS | 12 | 8 | 800 | 768 | 93 | 1 773 | 37 | 11 |
| 5996 | CAMERA, PHOTOGRAPHIC SUPPLY STORES | 6 | 6 | 495 | 463 | 49 | 1 505 | 18 | 6 |
| 5997 | GIFT, NOVELTY, SOUVENIR SHOPS | 53 | 25 | 1 254 | 752 | 104 | 2 260 | 60 | 58 |
| 5998 | OPTICAL GOOOS STORES | 30 | 20 | 868 | 784 | 162 | 3 013 | 38 | 33 |
| 5999 | TYPEWRITER STORES | 4 | 4 | 276 | 276 | 41 | 767 | 11 | 6 |
| (| LUGGAGE, LEATHER GOOOS STORES | - | - | - | - | - | - | - | - |
| (| HOBBY, TOY, GAME SHOPS | 23 | 19 | 2 460 | 2 438 | 248 | 5 342 | 83 | 21 |
| (| RELIGIOUS GOOOS STORES | 4 | 2 | (0) | (0) | (0) | (0) | (0) | (0) |
| (| PET SHOPS | 5 | 1 | 116 | (0) | (0) | (0) | (0) | (0) |
| (| OTHER | 26 | 12 | 932 | 740 | 139 | 2 773 | 29 | 26 |
| NONSTORE RETAILERS* | | | | | | | | | |
| 53 PART* | TOTAL | 202 | 44 | 16 239 | 14 153 | 2 287 | 47 243 | 570 | 189 |
| 532 | MAIL-OROER HOUSES | 5 | 3 | 674 | (0) | (0) | (0) | (0) | (0) |
| 534 | MERCHANOISE VENOING MACHINE OPERATORS | 20 | 10 | 6 872 | 6 460 | 680 | 17 156 | 181 | 14 |
| 535 | OIROECT SELLING (HOUSE-TO-HOUSE) ORGANIZATIONS | 177 | 31 | 8 693 | (0) | (0) | (0) | (0) | (0) |
| CAPE MAY COUNTY | | | | | | | | | |
| RETAIL TRADE, TOTAL | | | | | | | | | |
| | | 1 316 | 990 | 106 025 | 99 755 | 11 652 | 240 483 | 4 332 | 1 273 |
| LUMBER, BUILDING MATERIALS, HAROWARE, FARM EQUIPMENT OALERS | | | | | | | | | |
| 52 | TOTAL | 55 | 43 | 7 497 | 7 131 | 913 | 17 455 | 201 | 30 |
| 521 | LUMBER ANDO OTHER BUILDING MATERIALS OALERS | 19 | 17 | 5 100 | 5 028 | 620 | 11 463 | 125 | 9 |
| 522-524 | HEATING, PLUMBING, PAINT, ELECTRICAL STORES | 11 | 9 | (0) | (0) | (0) | (0) | (0) | (0) |
| 5251 | HAROWARE STORES | 23 | 15 | 1 313 | 1 033 | 132 | 2 925 | 41 | 16 |
| 5252 | FARM EQUIPMENT OALERS | 2 | 2 | (0) | (0) | (0) | (0) | (0) | (0) |
| GENERAL MERCHANOISE GROUP STORES* | | | | | | | | | |
| 53 PART* | TOTAL | 58 | 44 | 7 236 | 6 990 | 946 | 17 179 | 343 | 53 |
| 531 | OEPARTMENT STORES | 1 | 1 | (0) | (0) | (0) | (0) | (0) | (0) |
| 533 | LIMITED PRICE VARIETY STORES | 34 | 28 | 4 089 | 4 019 | 612 | 9 994 | 221 | 27 |
| 539 | MISCELLANEOUS GENERAL MERCHANOISE STORES | 23 | 15 | (0) | (0) | (0) | (0) | (0) | (0) |
| FOOO STORES | | | | | | | | | |
| 54 | TOTAL | 204 | 154 | 27 735 | 26 255 | 2 218 | 40 190 | 616 | 192 |
| 541 | GROOERY STORES, INCLUDING OELICATESSENS | 108 | 74 | 24 209 | 23 029 | 1 720 | 28 285 | 374 | 101 |
| 542 | MEAT MARKETS, FISH (SEAFOOO) MARKETS | 12 | 8 | 707 | 591 | 68 | 1 100 | 20 | 14 |
| 543 | FRUIT STORES, VEGETABLE MARKETS | 5 | 1 | 45 | (0) | (0) | (0) | (0) | (0) |
| 544 | CANOY, NUT, CONFECTIONERY STORES | 46 | 42 | 1 612 | 1 578 | 241 | 6 785 | 146 | 34 |
| 545-549 | OTHER FOOO STORES | 33 | 29 | 1 162 | (0) | (0) | (0) | (0) | (0) |
| AUTOMOTIVE DEALERS | | | | | | | | | |
| 55 EX.554 | TOTAL | 46 | 38 | 15 560 | 15 404 | 1 228 | 23 062 | 249 | 36 |
| GASOLINE SERVICE STATIONS | | | | | | | | | |
| 55PT(554) | TOTAL | 113 | 81 | 7 136 | 5 860 | 428 | 8 047 | 150 | 127 |

Standard Notes: - Represents zero. (D) Withheld to avoid disclosure. (NA) Not available. (X) Not applicable.
 *Nonstore retailers, part of SIC major group 53, are shown separately in this table.

TABLE 5. Counties With 500 Establishments or More: 1963-Continued

| SIC code | County and kind of business | Establishments | | Sales | | Payroll, entire year (\$1,000) | Payroll, workweek ended nearest Nov. 15 (dollars) | Paid employees, workweek ended nearest Nov. 15 (number) | Active proprietors of unincorporated businesses (number) |
|--|--|----------------|-----------------------|-------------------------------------|---------------------------------------|--------------------------------|---|---|--|
| | | Total (number) | With payroll (number) | Total, all establishments (\$1,000) | Establishments with payroll (\$1,000) | | | | |
| CAPE MAY COUNTY--CONTINUED | | | | | | | | | |
| APPAREL, ACCESSORY STORES | | | | | | | | | |
| 56 | TOTAL | 87 | 59 | 4 750 | 4 308 | 427 | 8 966 | 146 | 100 |
| 561,567 | MEN'S, BOYS' APPAREL STORES, CUSTOM TAILORS | 14 | 14 | 1 261 | 1 261 | 112 | 2 061 | 33 | 19 |
| 562-3,568 | WOMEN'S CLOTHING, SPECIALTY STORES | 31 | 23 | 1 499 | 1 421 | 138 | 3 098 | 50 | 36 |
| 562 | WOMEN'S READY-TO-WEAR STORES | 19 | 13 | 908 | 848 | 93 | 2 039 | 31 | 21 |
| 563,568 | WOMEN'S ACCESSORY, SPECIALTY STORES, FURRIERS | 12 | 10 | 591 | 573 | 45 | 1 059 | 19 | 15 |
| 565 | FAMILY CLOTHING STORES | 23 | 9 | 594 | (D) | (D) | (D) | (D) | (D) |
| 566 | SHOE STORES | 14 | 10 | 1 196 | 1 086 | 126 | 2 216 | 35 | 17 |
| 564,569 | OTHER APPAREL, ACCESSORY STORES | 5 | 3 | 200 | (D) | (D) | (D) | (D) | (D) |
| FURNITURE, HOME FURNISHINGS, EQUIPMENT STORES | | | | | | | | | |
| 57 | TOTAL | 45 | 31 | 3 959 | 3 645 | 444 | 8 468 | 98 | 40 |
| 571 | FURNITURE, HOME FURNISHINGS STORES | 30 | 16 | 2 332 | 2 018 | 248 | 4 572 | 54 | 29 |
| 572,573 | HOUSEHOLD APPLIANCE, RADIO, TELEVISION, MUSIC STORES | 15 | 15 | 1 627 | 1 627 | 196 | 3 896 | 44 | 11 |
| EATING, DRINKING PLACES | | | | | | | | | |
| 58 | TOTAL | 429 | 365 | 18 863 | 18 195 | 3 800 | 91 627 | 2 103 | 427 |
| 5812 | EATING PLACES | 360 | 298 | 14 431 | 13 849 | 3 115 | 76 465 | 1 825 | 377 |
| 5813 | DRINKING PLACES (ALCOHOLIC BEVERAGES) | 69 | 67 | 4 432 | 4 346 | 685 | 15 162 | 278 | 50 |
| DRUG STORES, PROPRIETARY STORES | | | | | | | | | |
| 59PT(591) | TOTAL | 36 | 32 | 3 036 | 2 946 | 355 | 6 367 | 113 | 33 |
| 591 | DRUG STORES | 26 | 24 | 2 703 | 2 657 | 333 | 5 794 | 97 | 23 |
| (| PROPRIETARY STORES | 10 | 8 | 333 | 289 | 22 | 573 | 16 | 10 |
| OTHER RETAIL STORES | | | | | | | | | |
| 59 EX.591 | TOTAL | 203 | 139 | 8 905 | 7 943 | 790 | 17 225 | 287 | 194 |
| 592 | LIQUOR STORES | 31 | 31 | 3 349 | 3 349 | 297 | 5 704 | 70 | 23 |
| 593 | ANTIQUA STORES, SECONDHAND STORES | 25 | 7 | 364 | 256 | 25 | 501 | 11 | 24 |
| 594 | BOOK, STATIONERY STORES | 9 | 3 | 280 | 132 | 12 | 172 | 4 | 11 |
| 595 | SPORTING GOODS STORES, BICYCLE SHOPS | 10 | 4 | 256 | 162 | 11 | 272 | 9 | 12 |
| 596 | FARM, GARDEN SUPPLY STORES, INCLUDING FEED STORES | 6 | 4 | 336 | 328 | 18 | 391 | 7 | 7 |
| 597 | JEWELRY STORES | 7 | 3 | 227 | (D) | (D) | (D) | (D) | (D) |
| 598 | FUEL, ICE DEALERS | 13 | 11 | 961 | 871 | 111 | 2 435 | 29 | 11 |
| 599 | OTHER STORES | 102 | 76 | 3 132 | (D) | (D) | (D) | (D) | (D) |
| NONSTORE RETAILERS* | | | | | | | | | |
| 53 PART* | TOTAL | 40 | 4 | 1 348 | 1 078 | 103 | 1 897 | 26 | 41 |
| CUMBERLAND COUNTY | | | | | | | | | |
| RETAIL TRADE, TOTAL | | | | | | | | | |
| | | 1 273 | 849 | 161 407 | 151 341 | 16 199 | 323 539 | 4 738 | 1 147 |
| LUMBER, BUILDING MATERIALS, HARDWARE, FARM EQUIPMENT DEALERS | | | | | | | | | |
| 52 | TOTAL | 72 | 58 | 12 726 | 12 282 | 1 688 | 31 701 | 343 | 50 |
| 521 | LUMBER AND OTHER BUILDING MATERIALS DEALERS | 27 | 19 | 6 736 | 6 626 | 934 | 17 561 | 178 | 15 |
| 522-524 | HEATING, PLUMBING, PAINT, ELECTRICAL STORES | 15 | 11 | 1 648 | 1 384 | 297 | 5 642 | 53 | 10 |
| 5251 | HARDWARE STORES | 18 | 16 | 2 010 | 1 940 | 197 | 3 917 | 57 | 15 |
| 5252 | FARM EQUIPMENT DEALERS | 12 | 12 | 2 332 | 2 332 | 260 | 4 591 | 55 | 10 |
| GENERAL MERCHANDISE GROUP STORES* | | | | | | | | | |
| 53 PART* | TOTAL | 30 | 26 | 17 613 | 17 453 | 2 241 | 46 017 | 800 | 12 |
| 531 | DEPARTMENT STORES | 2 | 2 | (D) | (D) | (D) | (D) | (D) | (D) |
| 533 | LIMITED PRICE VARIETY STORES | 10 | 10 | 4 545 | 4 529 | 742 | 13 874 | 327 | - |
| 539 | MISCELLANEOUS GENERAL MERCHANDISE STORES | 18 | 14 | (D) | (D) | (D) | (D) | (D) | (D) |
| FOOD STORES | | | | | | | | | |
| 54 | TOTAL | 241 | 127 | 38 942 | 35 150 | 2 759 | 55 168 | 820 | 237 |
| 541 | GROCERY STORES, INCLUDING DELICATESSENS | 166 | 82 | 35 456 | 32 550 | 2 381 | 46 743 | 654 | 168 |
| 542 | MEAT MARKETS, FISH (SEAFOOD) MARKETS | 21 | 9 | 1 382 | 838 | 55 | 1 149 | 14 | 24 |
| 543 | FRUIT STORES, VEGETABLE MARKETS | 6 | 4 | 223 | 219 | 20 | 441 | 10 | 4 |
| 544 | CANDY, NUT, CONFECTIONERY STORES | 18 | 14 | 327 | 287 | 42 | 789 | 30 | 11 |
| 545-549 | OTHER FOOD STORES | 30 | 18 | 1 554 | 1 256 | 261 | 6 046 | 112 | 30 |
| AUTOMOTIVE DEALERS | | | | | | | | | |
| 55 EX.554 | TOTAL | 93 | 69 | 29 270 | 28 864 | 2 429 | 50 265 | 521 | 71 |
| GASOLINE SERVICE STATIONS | | | | | | | | | |
| 55PT(554) | TOTAL | 145 | 99 | 9 821 | 8 401 | 591 | 12 612 | 201 | 155 |
| APPAREL, ACCESSORY STORES | | | | | | | | | |
| 56 | TOTAL | 128 | 94 | 9 578 | 8 788 | 1 077 | 20 647 | 364 | 104 |
| 561,567 | MEN'S, BOYS' APPAREL STORES, CUSTOM TAILORS | 23 | 19 | 2 486 | 2 296 | 287 | 4 608 | 68 | 20 |
| 562-3,568 | WOMEN'S CLOTHING, SPECIALTY STORES | 52 | 40 | 3 610 | 3 338 | 425 | 8 778 | 164 | 43 |
| 562 | WOMEN'S READY-TO-WEAR STORES | 35 | 27 | 2 817 | 2 631 | 325 | 6 869 | 127 | 30 |
| 563,568 | WOMEN'S ACCESSORY, SPECIALTY STORES, FURRIERS | 17 | 13 | 793 | 707 | 100 | 1 909 | 37 | 13 |

Standard Notes: - Represents zero. (D) Withheld to avoid disclosure. (NA) Not available. (X) Not applicable.
 *Nonstore retailers, part of SIC major group 53, are shown separately in this table.

TABLE 5. Counties With 500 Establishments or More: 1963-Continued

| SIC code | County and kind of business | Establishments | | Sales | | Payroll, entire year (\$1,000) | Payroll, workweek ended nearest Nov. 15 (dollars) | Paid employees, workweek ended nearest Nov. 15 (number) | Active proprietors of unincorporated businesses (number) |
|---|--|-------------------|--------------------------|--|--|-----------------------------------|--|--|---|
| | | Total (number) | With payroll (number) | Total, all establishments (\$1,000) | Establishments with payroll (\$1,000) | | | | |
| CUMBERLAND COUNTY--CONTINUED | | | | | | | | | |
| APPAREL, ACCESSORY STORES--CONTINUED | | | | | | | | | |
| 565 | FAMILY CLOTHING STORES | 10 | 4 | 1 389 | (0) | (0) | (0) | (0) | (0) |
| 566 | SHOE STORES | 33 | 23 | 1 624 | 1 464 | 177 | 3 415 | 62 | 24 |
| 564,569 | OTHER APPAREL, ACCESSORY STORES | 10 | 8 | 469 | (0) | (0) | (0) | (0) | (0) |
| FURNITURE, HOME FURNISHINGS, EQUIPMENT STORES | | | | | | | | | |
| 57 | TOTAL | 79 | 61 | 7 833 | 7 659 | 1 057 | 19 591 | 235 | 63 |
| 571 | FURNITURE, HOME FURNISHINGS STORES | 40 | 32 | 4 241 | 4 187 | 603 | 10 847 | 130 | 34 |
| 572,573 | HOUSEHOLD APPLIANCE, RADIO, TELEVISION, MUSIC STORES | 39 | 29 | 3 592 | 3 472 | 454 | 8 744 | 105 | 29 |
| EATING, DRINKING PLACES | | | | | | | | | |
| 58 | TOTAL | 197 | 153 | 8 755 | 7 933 | 1 534 | 32 935 | 708 | 202 |
| 5812 | EATING PLACES | 145 | 109 | 6 142 | 5 532 | 1 192 | 25 514 | 594 | 154 |
| 5813 | DRINKING PLACES (ALCOHOLIC BEVERAGES) | 52 | 44 | 2 613 | 2 401 | 342 | 7 421 | 114 | 48 |
| DRUG STORES, PROPRIETARY STORES | | | | | | | | | |
| 59PT(591) | TOTAL | 27 | 23 | 3 735 | 3 645 | 562 | 10 842 | 176 | 21 |
| 591 | DRUG STORES | 22 | 20 | 3 408 | (0) | (0) | (0) | (0) | (0) |
| (| PROPRIETARY STORES | 5 | 3 | 327 | (0) | (0) | (0) | (0) | (0) |
| OTHER RETAIL STORES | | | | | | | | | |
| 59 EX.591 | TOTAL | 181 | 121 | 19 423 | 18 277 | 1 815 | 35 706 | 460 | 159 |
| 592 | LIQUOR STORES | 28 | 22 | 3 081 | 2 863 | 223 | 4 746 | 66 | 21 |
| 593 | ANTIQUARIAN, SECONOHANO STORES | 13 | 9 | 950 | 900 | 194 | 3 867 | 66 | 11 |
| 594 | BOOK, STATIONERY STORES | 10 | 6 | 647 | 543 | 52 | 946 | 28 | 9 |
| 595 | SPORTING GOODS STORES, BICYCLE SHOPS | 13 | 5 | 355 | 237 | 23 | 419 | 6 | 15 |
| 596 | FARM, GARDEN SUPPLY STORES, INCLUDING FEEO STORES | 13 | 13 | 5 127 | 5 127 | 338 | 6 391 | 61 | 7 |
| 597 | JEWELRY STORES | 18 | 12 | 926 | 826 | 95 | 1 708 | 34 | 15 |
| 598 | FUEL, ICE DEALERS | 28 | 20 | 6 568 | 6 366 | 740 | 14 400 | 143 | 23 |
| 599 | OTHER STORES | 58 | 34 | 1 769 | 1 415 | 150 | 3 229 | 56 | 58 |
| NONSTORE RETAILERS* | | | | | | | | | |
| 53 PART* | TOTAL | 80 | 18 | 3 711 | 2 889 | 446 | 8 055 | 110 | 73 |
| ESSEX COUNTY | | | | | | | | | |
| RETAIL TRADE, TOTAL | | | | | | | | | |
| | | 9 219 | 6 289 | 1 405 620 | 1 326 200 | 179 088 | 3 564 598 | 51 099 | 7 713 |
| LUMBER, BUILDING MATERIALS, HARWARE, FARM EQUIPMENT DEALERS | | | | | | | | | |
| 52 | TOTAL | 300 | 194 | 33 283 | 30 325 | 4 258 | 84 123 | 906 | 241 |
| 521 | LUMBER YARDS | 31 | 25 | 10 034 | 9 714 | 1 318 | 26 502 | 249 | 21 |
| (| BUILDING MATERIALS DEALERS | 42 | 28 | 6 419 | 6 235 | 957 | 18 240 | 194 | 25 |
| 522 | HEATING, PLUMBING EQUIPMENT DEALERS | 7 | 5 | 567 | (0) | (0) | (0) | (0) | (0) |
| 523 | PAINT, GLASS, WALLPAPER STORES | 61 | 45 | 5 664 | 5 058 | 656 | 13 067 | 146 | 33 |
| 524 | ELECTRICAL SUPPLY STORES | 5 | 5 | 1 461 | 1 461 | 190 | 3 839 | 33 | 3 |
| 5251 | HARWARE STORES | 149 | 83 | 8 867 | 7 215 | 980 | 18 922 | 249 | 147 |
| 5252 | FARM EQUIPMENT DEALERS | 5 | 3 | 271 | (0) | (0) | (0) | (0) | (0) |
| GENERAL MERCHANOISE GROUP STORES* | | | | | | | | | |
| 53 PART* | TOTAL | 214 | 176 | 206 433 | 205 689 | 37 741 | 775 709 | 12 851 | 141 |
| 531 | DEPARTMENT STORES | 12 | 12 | 167 040 | 167 040 | 32 497 | 661 968 | 10 486 | - |
| 533 | LIMITED PRICE VARIETY STORES | 68 | 62 | 25 965 | 25 763 | 3 515 | 78 830 | 1 880 | 36 |
| 539 | GENERAL MERCHANOISE STORES | 73 | 53 | 10 337 | 9 945 | 1 300 | 26 544 | 345 | 50 |
| (| DRY GOODS STORES | 43 | 35 | 2 436 | 2 340 | 358 | 7 018 | 101 | 34 |
| (| SEWING, NEEDLEWORK STORES | 18 | 14 | 655 | 601 | 71 | 1 349 | 39 | 21 |
| FOOD STORES | | | | | | | | | |
| 54 | TOTAL | 2 019 | 1 037 | 308 541 | 275 099 | 24 608 | 490 625 | 6 880 | 1 945 |
| 541 | GROCERY STORES, INCLUDING DELICATESSENS | 1 028 | 554 | 253 441 | 235 489 | 19 199 | 377 141 | 5 148 | 959 |
| 542 | MEAT MARKETS | 256 | 136 | 19 646 | 15 386 | 1 430 | 28 736 | 356 | 272 |
| (| FISH (SEAFOOD), MARKETS | 49 | 33 | 3 323 | 3 087 | 251 | 5 041 | 76 | 54 |
| 543 | FRUIT STORES, VEGETABLE MARKETS | 71 | 33 | 2 890 | 2 114 | 180 | 3 495 | 63 | 73 |
| 544 | CANDY, NUT, CONFECTIONERY STORES | 384 | 120 | 15 313 | 6 145 | 664 | 14 001 | 332 | 360 |
| 545 | DAIRY PRODUCTS STORES | 29 | 13 | 2 399 | 2 205 | 354 | 7 380 | 65 | 33 |
| 546 | RETAIL BAKERIES | 144 | 126 | 9 417 | 9 091 | 2 311 | 50 478 | 774 | 136 |
| 5462 | RETAIL BAKERIES, MANUFACTURING | 120 | 110 | 8 108 | 7 946 | 2 092 | 46 094 | 689 | 120 |
| 5463 | RETAIL BAKERIES, NONMANUFACTURING | 24 | 16 | 1 309 | 1 145 | 219 | 4 384 | 85 | 16 |
| 549 | EGG AND POULTRY DEALERS | 39 | 17 | 1 691 | 1 263 | 172 | 3 498 | 52 | 39 |
| (| OTHER | 19 | 5 | 421 | 319 | 47 | 855 | 14 | 19 |
| AUTOMOTIVE DEALERS | | | | | | | | | |
| 55 EX.554 | TOTAL | 270 | 214 | 226 137 | 224 233 | 19 637 | 364 365 | 3 062 | 139 |
| 551 | PASSENGER CAR DEALERS, FRANCHISEO | 101 | 99 | 202 430 | 202 408 | 16 909 | 309 625 | 2 507 | 12 |
| (| DOMESTIC CAR DEALERS | 81 | 79 | 175 981 | 175 959 | 14 475 | 263 262 | 2 129 | 11 |
| (| IMPORTED CAR DEALERS | 11 | 11 | 8 469 | 8 469 | 912 | 17 809 | 153 | 1 |
| (| DOMESTIC AND IMPORTED CAR DEALERS | 9 | 9 | 17 980 | 17 980 | 1 522 | 28 554 | 225 | - |
| 552 | PASSENGER CAR DEALERS, NONFRANCHISEO | 57 | 31 | 8 285 | 7 175 | 616 | 12 167 | 117 | 45 |
| 553 | TIRE, BATTERY, ACCESSORY DEALERS | 93 | 77 | 13 413 | 12 957 | 1 887 | 37 666 | 386 | 68 |
| (| HOME AND AUTO SUPPLY STORES | 3 | 1 | (0) | (0) | (0) | (0) | (0) | (0) |
| 559 | MISCELLANEOUS AIRCRAFT, MARINE, AUTOMOTIVE DEALERS | 16 | 6 | (0) | (0) | (0) | (0) | (0) | (0) |
| (| AIRCRAFT, BOAT, MOTORCYCLE DEALERS | 12 | 6 | (0) | (0) | (0) | (0) | (0) | (0) |
| (| HOUSEHOLD TRAILER DEALERS | 2 | - | 8 | - | - | - | - | 2 |
| (| OTHER AUTOMOTIVE DEALERS | 2 | - | (0) | - | - | - | - | (0) |

Standard Notes: - Represents zero. (D) Withheld to avoid disclosure. (NA) Not available. (X) Not applicable.
 *Nonstore retailers, part of SIC major group 53, are shown separately in this table.

TABLE 5. Counties With 500 Establishments or More: 1963-Continued

| SIC code | County and kind of business | Establishments | | Sales | | Payroll, entire year (\$1,000) | Payroll, workweek ended nearest Nov. 15 (dollars) | Paid employees, workweek ended nearest Nov. 15 (number) | Active proprietors of unincorporated businesses (number) |
|---|---|----------------|-----------------------|-------------------------------------|---------------------------------------|--------------------------------|---|---|--|
| | | Total (number) | With payroll (number) | Total, all establishments (\$1,000) | Establishments with payroll (\$1,000) | | | | |
| ESSEX COUNTY--CONTINUEO | | | | | | | | | |
| GASOLINE SERVICE STATIONS | | | | | | | | | |
| SSPT (5S4) | TOTAL | 696 | 532 | 73 274 | 65 496 | 5 500 | 113 539 | 1 697 | 742 |
| APPAREL, ACCESSORY STORES | | | | | | | | | |
| 56 | TOTAL | 895 | 713 | 126 174 | 121 368 | 18 526 | 365 554 | 5 425 | 610 |
| 561,567 | MEN'S, BOYS' APPAREL STORES, CUSTOM TAILORS | 194 | 154 | 25 901 | 24 991 | 4 082 | 77 809 | 860 | 123 |
| 561 | MEN'S, BOYS' CLOTHING AND FURNISHINGS STORES | 158 | 136 | 25 082 | 24 316 | 3 904 | 74 325 | 815 | 89 |
| 567 | CUSTOM TAILORS | 36 | 18 | 819 | 675 | 178 | 3 484 | 45 | 34 |
| 562-3,568 | WOMEN'S CLOTHING, SPECIALTY STORES | 386 | 326 | 62 141 | 60 949 | 9 498 | 192 168 | 3 208 | 278 |
| 562 | WOMEN'S READY-TO-WEAR STORES | 220 | 192 | 49 683 | 49 013 | 7 567 | 148 890 | 2 582 | 163 |
| 563,568 | WOMEN'S ACCESSORY, SPECIALTY STORES, FURRIERS | 166 | 134 | 12 458 | 11 936 | 1 931 | 43 278 | 626 | 115 |
| 563 | MILLINERY STORES | 38 | 24 | 1 625 | 1 447 | 248 | 6 861 | 104 | 29 |
| | CORSETTY, LINGERIE STORES | 28 | 26 | 2 838 | 2 798 | 479 | 10 420 | 114 | 18 |
| | HOSIERY STORES | 8 | 4 | 468 | (0) | (0) | (0) | (0) | (0) |
| | APPAREL, ACCESSORY, OTHER SPECIALTY STORES | 62 | 58 | 5 896 | (0) | (0) | (0) | (0) | (0) |
| 568 | FURRIERS, FUR SHOPS | 30 | 22 | 1 631 | 1 525 | 287 | 6 410 | 74 | 26 |
| 565 | FAMILY CLOTHING STORES | 94 | 48 | 12 913 | 11 203 | 1 590 | 32 143 | 527 | 84 |
| 566 | SHOE STORES | 160 | 146 | 21 148 | 20 716 | 2 930 | 54 567 | 667 | 68 |
| | MEN'S SHOE STORES | 27 | 27 | 3 355 | 3 355 | 477 | 8 755 | 84 | 3 |
| | WOMEN'S SHOE STORES | 45 | 45 | 6 876 | 6 876 | 1 051 | 19 584 | 238 | 18 |
| | CHILDREN'S, JUVENILES' SHOE STORES | 8 | 8 | 589 | 589 | 76 | 1 510 | 22 | 6 |
| 564 | FAMILY SHOE STORES | 80 | 66 | 10 328 | 9 896 | 1 326 | 24 718 | 323 | 41 |
| 569 | CHILDREN'S, INFANTS' WEAR STORES | 46 | 36 | 3 178 | (0) | (0) | (0) | (0) | (0) |
| | MISCELLANEOUS APPAREL, ACCESSORY STORES | 15 | 3 | 893 | (0) | (0) | (0) | (0) | (0) |
| FURNITURE, HOME FURNISHINGS, EQUIPMENT STORES | | | | | | | | | |
| 57 | TOTAL | 523 | 379 | 70 687 | 67 569 | 10 701 | 208 568 | 2 159 | 326 |
| 571 | FURNITURE, HOME FURNISHINGS STORES | 376 | 258 | 48 438 | 46 034 | 7 777 | 154 130 | 1 574 | 252 |
| 5712 | FURNITURE STORES | 206 | 144 | 31 565 | 30 507 | 4 938 | 96 812 | 973 | 110 |
| 5713 | FLOOR COVERING STORES | 60 | 46 | 8 880 | 8 356 | 1 517 | 30 877 | 278 | 39 |
| 5714 | DRAPERY, CURTAIN, UPHOLSTERY STORES | 43 | 35 | 3 362 | 3 180 | 694 | 14 089 | 174 | 46 |
| 5715 | CHINA, GLASSWARE, METALWARE STORES | 13 | 7 | 1 066 | 968 | 126 | 2 514 | 34 | 10 |
| 5719 | MISCELLANEOUS HOME FURNISHINGS STORES | 54 | 26 | 3 565 | 3 023 | 502 | 9 838 | 115 | 47 |
| 572 | HOUSEHOLD APPLIANCE STORES | 71 | 59 | 13 702 | 13 492 | 1 612 | 29 744 | 331 | 28 |
| 5732 | RADIO, TELEVISION STORES | 42 | 36 | 4 736 | 4 452 | 691 | 13 789 | 128 | 25 |
| 5733 | MUSIC STORES | 34 | 26 | 3 811 | 3 591 | 621 | 10 905 | 126 | 21 |
| | RECORD SHOPS | 18 | 12 | 863 | 649 | 75 | 1 225 | 25 | 11 |
| | MUSICAL INSTRUMENT STORES | 16 | 14 | 2 948 | 2 942 | 546 | 9 680 | 101 | 10 |
| EATING, DRINKING PLACES | | | | | | | | | |
| 58 | TOTAL | 2 038 | 1 608 | 136 984 | 128 700 | 29 532 | 615 862 | 11 405 | 1 729 |
| 5812 | EATING PLACES | 1 195 | 899 | 94 035 | 89 099 | 22 814 | 477 862 | 9 302 | 1 006 |
| | RESTAURANTS, LUNCHROOMS | 751 | 665 | 66 225 | 64 873 | 16 887 | 342 277 | 6 701 | 610 |
| | CAFETERIAS | 35 | 33 | 3 433 | 3 417 | 1 141 | 22 298 | 366 | 12 |
| | REFRESHMENT PLACES | 324 | 134 | 12 942 | 9 528 | 1 691 | 42 990 | 1 009 | 335 |
| | CATERERS | 85 | 67 | 11 435 | 11 281 | 3 095 | 70 297 | 1 226 | 49 |
| 5813 | DRINKING PLACES (ALCOHOLIC BEVERAGES) | 843 | 709 | 42 949 | 39 601 | 6 718 | 138 000 | 2 103 | 723 |
| DRUG STORES, PROPRIETARY STORES | | | | | | | | | |
| S9PT (591) | TOTAL | 311 | 299 | 42 540 | 42 114 | 5 751 | 108 919 | 1 513 | 248 |
| 591 | DRUG STORES | 301 | 291 | 42 133 | 41 781 | 5 721 | 108 301 | 1 501 | 241 |
| | PROPRIETARY STORES | 10 | 8 | 407 | 333 | 30 | 618 | 12 | 7 |
| OTHER RETAIL STORES | | | | | | | | | |
| 59 EX,591 | TOTAL | 1 448 | 1 006 | 138 977 | 129 467 | 16 541 | 320 617 | 3 922 | 1 147 |
| 592 | LIQUOR STORES | 358 | 328 | 44 736 | 42 668 | 3 434 | 64 527 | 887 | 257 |
| 593 | ANTIQUA STORES, SECONOHANO STORES | 97 | 49 | 4 375 | 3 875 | 753 | 14 198 | 250 | 84 |
| 5932 | ANTIQUA STORES | 31 | 3 | 411 | (0) | (0) | (0) | (0) | (0) |
| 5933 | SECONOHANO STORES | 66 | 46 | 3 964 | (0) | (0) | (0) | (0) | (0) |
| 594 | BOOK, STATIONERY STORES | 78 | 58 | 5 078 | 4 666 | 757 | 15 269 | 237 | 63 |
| 5942 | BOOK STORES | 22 | 10 | 1 315 | 1 061 | 144 | 3 624 | 51 | 21 |
| 5943 | STATIONERY STORES | 56 | 48 | 3 763 | 3 605 | 613 | 11 645 | 186 | 42 |
| 595 | SPORTING GOODS STORES, BICYCLE SHOPS | 44 | 24 | 1 928 | 1 452 | 148 | 2 832 | 42 | 37 |
| 5952 | SPORTING GOODS STORES | 36 | 20 | 1 657 | 1 265 | 128 | 2 417 | 35 | 29 |
| 5953 | BICYCLE SHOPS | 8 | 4 | 271 | 187 | 20 | 415 | 7 | 8 |
| 5962 | HAY, GRAIN, FEED STORES | 5 | 3 | 461 | 451 | 17 | 1 005 | 16 | 4 |
| 5969 | OTHER FARM SUPPLY STORES | - | - | (0) | (0) | (0) | (0) | (0) | (0) |
| | GARDEN SUPPLY STORES | 13 | 9 | 949 | 831 | 114 | 1 968 | 26 | 10 |
| 597 | JEWELRY STORES | 100 | 66 | 12 227 | 11 523 | 1 619 | 32 588 | 396 | 73 |
| 598 | FUEL, ICE DEALERS | 185 | 117 | 39 076 | 37 920 | 5 735 | 110 451 | 980 | 133 |
| 5982 | COAL AND WOOD DEALERS | 36 | 22 | 4 091 | 3 931 | 505 | 10 834 | 126 | 31 |
| | ICE DEALERS | 17 | 1 | (0) | (0) | (0) | (0) | (0) | (0) |
| 5983 | FUEL OIL DEALERS | 131 | 93 | 34 834 | 33 962 | 5 225 | 99 463 | 851 | 84 |
| 5984 | BOTTLED GAS DEALERS | 1 | 1 | (0) | (0) | (0) | (0) | (0) | (0) |
| 5992 | FLORISTS | 127 | 85 | 5 611 | 5 033 | 1 106 | 19 686 | 276 | 108 |
| 5993 | CIGAR STORES, STANOS | 40 | 30 | 3 170 | 2 810 | 219 | 5 088 | 79 | 42 |
| 5994 | NEWS DEALERS, NEWSSTANOS | 77 | 39 | 3 800 | 2 724 | 267 | 5 170 | 111 | 60 |
| 5996 | CAMERA, PHOTOGRAPHIC SUPPLY STORES | 21 | 19 | 2 660 | 2 456 | 296 | 5 450 | 55 | 10 |
| 5997 | GIFT, NOVELTY, SOUVENIR SHOPS | 78 | 32 | 2 577 | 1 975 | 253 | 5 036 | 99 | 69 |
| 5998 | OPTICAL GOODS STORES | 78 | 58 | 2 812 | 2 446 | 566 | 10 638 | 110 | 78 |

Standard Notes: - Represents zero. (D) Withheld to avoid disclosure. (NA) Not available. (X) Not applicable.
 *Nonstore retailers, part of SIC major group 53, are shown separately in this table.

TABLE 5. Counties With 500 Establishments or More: 1963-Continued

| SIC code | County and kind of business | Establishments | | Sales | | Payroll, entire year (\$1,000) | Payroll, workweek ended nearest Nov. 15 (dollars) | Paid employees, workweek ended nearest Nov. 15 (number) | Active proprietors of unincorporated businesses (number) |
|---|--|----------------|-----------------------|-------------------------------------|---------------------------------------|--------------------------------|---|---|--|
| | | Total (number) | With payroll (number) | Total, all establishments (\$1,000) | Establishments with payroll (\$1,000) | | | | |
| ESSEX COUNTY--CONTINUED | | | | | | | | | |
| OTHER RETAIL STORES--CONTINUED | | | | | | | | | |
| 5999 | TYPewriter STORES | 4 | 4 | (0) | (0) | (0) | (0) | (0) | (0) |
| | LUGGAGE, LEATHER GOODS STORES | 4 | 4 | 583 | 583 | 95 | 1 856 | 26 | 3 |
| | HOBBY, TOY, GAME SHOPS | 28 | 22 | 2 967 | 2 903 | 347 | 6 744 | 113 | 19 |
| | RELIGIOUS GOODS STORES | 6 | 4 | (0) | (0) | (0) | (0) | (0) | (0) |
| | PET SHOPS | 25 | 9 | 516 | 372 | 52 | 1 023 | 16 | 22 |
| | OTHER | 80 | 46 | 4 343 | 3 715 | 621 | 14 095 | 177 | 65 |
| NONSTORE RETAILERS* | | | | | | | | | |
| 53 PART* | TOTAL | 505 | 131 | 42 590 | 36 140 | 6 293 | 116 717 | 1 279 | 445 |
| 532 | MAIL-ORDER HOUSES | 20 | 10 | 3 285 | 3 207 | 225 | 4 433 | 87 | 15 |
| 534 | MERCHANDISE VENDING MACHINE OPERATORS | 58 | 34 | 15 020 | 14 536 | 2 117 | 40 921 | 411 | 32 |
| 535 | DIRECT SELLING (HOUSE-TO-HOUSE) ORGANIZATIONS | 427 | 87 | 24 285 | 18 397 | 3 951 | 71 363 | 781 | 398 |
| GLOUCESTER COUNTY | | | | | | | | | |
| RETAIL TRADE, TOTAL | | | | | | | | | |
| | | 1 167 | 803 | 149 207 | 139 761 | 13 908 | 277 156 | 4 305 | 1 091 |
| LUMBER, BUILDING MATERIALS, HARDWARE, FARM EQUIPMENT DEALERS | | | | | | | | | |
| 52 | TOTAL | 62 | 46 | 8 313 | 7 895 | 671 | 13 040 | 162 | 55 |
| 521 | LUMBER AND OTHER BUILDING MATERIALS DEALERS | 25 | 19 | 5 634 | 5 442 | 401 | 7 866 | 96 | 24 |
| 522-524 | HEATING, PLUMBING, PAINT, ELECTRICAL STORES | 12 | 10 | 892 | 878 | 86 | 1 705 | 20 | 6 |
| 5251 | HARDWARE STORES | 19 | 11 | 833 | 621 | 76 | 1 345 | 19 | 21 |
| 5252 | FARM EQUIPMENT DEALERS | 6 | 6 | 954 | 954 | 108 | 2 124 | 27 | 4 |
| GENERAL MERCHANDISE GROUP STORES* | | | | | | | | | |
| 53 PART* | TOTAL | 27 | 23 | 6 208 | 6 178 | 907 | 19 243 | 378 | 18 |
| 531 | DEPARTMENT STORES | 1 | 1 | (0) | (0) | (0) | (0) | (0) | (0) |
| 533 | LIMITED PRICE VARIETY STORES | 17 | 15 | 3 881 | 3 871 | 586 | 13 745 | 224 | 9 |
| 539 | MISCELLANEOUS GENERAL MERCHANDISE STORES | 9 | 7 | (0) | (0) | (0) | (0) | (0) | (0) |
| FOOD STORES | | | | | | | | | |
| 54 | TOTAL | 223 | 119 | 41 414 | 38 076 | 3 039 | 59 634 | 837 | 214 |
| 541 | GROCERY STORES, INCLUDING DELICATESSENS | 152 | 82 | 38 092 | 35 738 | 2 716 | 53 108 | 714 | 150 |
| 542 | MEAT MARKETS, FISH (SEAFOOD) MARKETS | 15 | 5 | 1 015 | 531 | 40 | 798 | 11 | 16 |
| 543 | FRUIT STORES, VEGETABLE MARKETS | 6 | 2 | 124 | (0) | (0) | (0) | (0) | (0) |
| 544 | CANDY, NUT, CONFECTIONERY STORES | 18 | 6 | 422 | (0) | (0) | (0) | (0) | (0) |
| 545-549 | OTHER FOOD STORES | 32 | 24 | 1 761 | (0) | (0) | (0) | (0) | (0) |
| AUTOMOTIVE DEALERS | | | | | | | | | |
| 55 EX.554 | TOTAL | 73 | 53 | 30 498 | 29 690 | 2 456 | 47 640 | 511 | 63 |
| GASOLINE SERVICE STATIONS | | | | | | | | | |
| 55PT(554) | TOTAL | 162 | 120 | 12 100 | 10 954 | 795 | 17 331 | 322 | 175 |
| APPAREL, ACCESSORY STORES | | | | | | | | | |
| 56 | TOTAL | 76 | 58 | 4 866 | 4 484 | 505 | 9 110 | 180 | 66 |
| 561,567 | MEN'S, BOYS' APPAREL STORES, CUSTOM TAILORS | 17 | 15 | 1 280 | 1 168 | 123 | 2 132 | 38 | 17 |
| 562-3,568 | WOMEN'S CLOTHING, SPECIALTY STORES | 22 | 18 | 1 840 | 1 794 | 204 | 3 800 | 87 | 19 |
| 562 | WOMEN'S READY-TO-WEAR STORES | 12 | 10 | 1 405 | 1 383 | 171 | 3 114 | 69 | 10 |
| 563,568 | WOMEN'S ACCESSORY, SPECIALTY STORES, FURRIERS | 10 | 8 | 435 | 411 | 33 | 686 | 18 | 9 |
| 565 | FAMILY CLOTHING STORES | 12 | 4 | 388 | 224 | 33 | 521 | 8 | 10 |
| 566 | SHOE STORES | 18 | 14 | 1 138 | 1 078 | 124 | 2 281 | 37 | 12 |
| 564,569 | OTHER APPAREL, ACCESSORY STORES | 7 | 7 | 220 | 220 | 21 | 376 | 10 | 8 |
| FURNITURE, HOME FURNISHINGS, EQUIPMENT STORES | | | | | | | | | |
| 57 | TOTAL | 55 | 43 | 6 152 | 5 988 | 836 | 15 470 | 160 | 42 |
| 571 | FURNITURE, HOME FURNISHINGS STORES | 35 | 23 | 3 422 | 3 258 | 383 | 6 956 | 77 | 34 |
| 572,573 | HOUSEHOLD APPLIANCE, RADIO, TELEVISION, MUSIC STORES | 20 | 20 | 2 730 | 2 730 | 453 | 8 514 | 83 | 8 |
| EATING, DRINKING PLACES | | | | | | | | | |
| 58 | TOTAL | 213 | 175 | 11 199 | 10 499 | 1 970 | 39 168 | 951 | 193 |
| 5812 | EATING PLACES | 137 | 105 | 6 826 | 6 252 | 1 392 | 27 939 | 727 | 127 |
| 5813 | DRINKING PLACES (ALCOHOLIC BEVERAGES) | 76 | 70 | 4 373 | 4 247 | 578 | 11 229 | 224 | 66 |
| DRUG STORES, PROPRIETARY STORES | | | | | | | | | |
| 59PT(591) | TOTAL | 31 | 31 | 4 307 | 4 307 | 522 | 12 032 | 170 | 27 |
| 591 | DRUG STORES | 29 | 29 | (0) | (0) | (0) | (0) | (0) | (0) |
| | PROPRIETARY STORES | 2 | 2 | (0) | (0) | (0) | (0) | (0) | (0) |
| OTHER RETAIL STORES | | | | | | | | | |
| 59 EX.591 | TOTAL | 196 | 124 | 21 037 | 19 135 | 2 076 | 41 622 | 585 | 189 |
| 592 | LIQUOR STORES | 26 | 26 | 4 626 | 4 410 | 365 | 7 506 | 102 | 19 |
| 593 | ANTIQUe STORES, SECONDHAND STORES | 20 | 6 | 1 073 | 835 | 126 | 2 998 | 48 | 18 |
| 594 | BOOK, STATIONERY STORES | 7 | 5 | 373 | 365 | 34 | 629 | 20 | 9 |

Standard Notes: - Represents zero. (D) Withheld to avoid disclosure. (NA) Not available. (X) Not applicable.
 *Nonstore retailers, part of SIC major group 53, are shown separately in this table.

TABLE 5. Counties With 500 Establishments or More: 1963-Continued

| SIC code | County and kind of business | Establishments | | Sales | | Payroll, entire year (\$1,000) | Payroll, workweek ended nearest Nov. 15 (dollars) | Paid employees, workweek ended nearest Nov. 15 (number) | Active proprietors of unincorporated businesses (number) |
|--|--|----------------|-----------------------|-------------------------------------|---------------------------------------|--------------------------------|---|---|--|
| | | Total (number) | With payroll (number) | Total, all establishments (\$1,000) | Establishments with payroll (\$1,000) | | | | |
| <u>GLOUCESTER COUNTY--CONTINUED</u> | | | | | | | | | |
| OTHER RETAIL STORES--CONTINUED | | | | | | | | | |
| 595 | SPORTING GOODS STORES, BICYCLE SHOPS | 7 | 3 | 581 | 543 | 38 | 599 | 9 | 7 |
| 596 | FARM, GARDEN SUPPLY STORES, INCLUDING FEE STORES . . . | 16 | 14 | 3 009 | 2 965 | 189 | 3 806 | 54 | 14 |
| 597 | JEWELRY STORES | 10 | 6 | 628 | 476 | 54 | 1 087 | 19 | 12 |
| 598 | FUEL, ICE DEALERS | 53 | 31 | 7 614 | 7 022 | 1 016 | 20 433 | 219 | 50 |
| 599 | OTHER STORES | 57 | 33 | 3 133 | 2 519 | 254 | 4 564 | 114 | 60 |
| NONSTORE RETAILERS* | | | | | | | | | |
| 53 PART* | TOTAL | 49 | 11 | 3 113 | 2 555 | 131 | 2 866 | 49 | 49 |
| <u>HUOSON COUNTY</u> (COEXTENSIVE WITH JERSEY CITY SMSA, SEE TABLE 4) | | | | | | | | | |
| <u>HUNTERDON COUNTY</u> | | | | | | | | | |
| RETAIL TRADE, TOTAL | | | | | | | | | |
| | | 653 | 419 | 77 889 | 72 071 | 7 866 | 154 667 | 2 072 | 624 |
| LUMBER, BUILDING MATERIALS, HARDWARE, FARM EQUIPMENT DEALERS | | | | | | | | | |
| 52 | TOTAL | 41 | 33 | 7 910 | 7 556 | 1 018 | 19 477 | 195 | 27 |
| 521 | LUMBER AND OTHER BUILDING MATERIALS DEALERS | 18 | 16 | 4 402 | 4 382 | 627 | 11 518 | 119 | 10 |
| 522-524 | HEATING, PLUMBING, PAINT, ELECTRICAL STORES | 5 | 3 | 275 | (D) | (D) | (D) | (D) | (D) |
| 5251 | HARDWARE STORES | 9 | 5 | 1 459 | (D) | (D) | (D) | (D) | (D) |
| 5252 | FARM EQUIPMENT DEALERS | 9 | 9 | 1 774 | 1 774 | 189 | 3 856 | 44 | 5 |
| GENERAL MERCHANDISE GROUP STORES* | | | | | | | | | |
| 53 PART* | TOTAL | 30 | 24 | 2 447 | 2 409 | 351 | 6 225 | 129 | 24 |
| 531 | DEPARTMENT STORES | - | - | - | - | - | - | - | - |
| 533 | LIMITED PRICE VARIETY STORES | 9 | 9 | 1 090 | 1 090 | 162 | 2 930 | 67 | 7 |
| 539 | MISCELLANEOUS GENERAL MERCHANDISE STORES | 21 | 15 | 1 357 | 1 319 | 189 | 3 295 | 62 | 17 |
| FOOD STORES | | | | | | | | | |
| 54 | TOTAL | 114 | 54 | 18 798 | 17 118 | 1 345 | 24 716 | 335 | 109 |
| 541 | GROCERY STORES, INCLUDING DELICATESSENS | 70 | 32 | 17 341 | 16 123 | 1 214 | 22 168 | 285 | 63 |
| 542 | MEAT MARKETS, FISH (SEAFOOD) MARKETS | 8 | 4 | 414 | 328 | 31 | 657 | 9 | 9 |
| 543 | FRUIT STORES, VEGETABLE MARKETS | 5 | 1 | 97 | (D) | (D) | (D) | (D) | (D) |
| 544 | CANDY, NUT, CONFECTIONERY STORES | 15 | 9 | 424 | 250 | 22 | 385 | 15 | 14 |
| 545-549 | OTHER FOOD STORES | 16 | 8 | 522 | (D) | (D) | (D) | (D) | (D) |
| AUTOMOTIVE DEALERS | | | | | | | | | |
| 55 EX.554 | TOTAL | 43 | 29 | 13 258 | 12 906 | 1 250 | 25 552 | 252 | 32 |
| GASOLINE SERVICE STATIONS | | | | | | | | | |
| 55PT(554) | TOTAL | 69 | 49 | 6 522 | 5 844 | 443 | 8 833 | 142 | 73 |
| APPAREL, ACCESSORY STORES | | | | | | | | | |
| 56 | TOTAL | 33 | 23 | 4 764 | 4 200 | 564 | 12 839 | 107 | 30 |
| 561,567 | MEN'S, BOYS' APPAREL STORES, CUSTOM TAILORS | 4 | 4 | 470 | 470 | 54 | 1 079 | 16 | 3 |
| 562-3,568 | WOMEN'S CLOTHING, SPECIALTY STORES | 14 | 12 | 3 528 | 3 420 | 481 | 11 288 | 81 | 12 |
| 562 | WOMEN'S READY-TO-WEAR STORES | 9 | 7 | (D) | (D) | (D) | (D) | (D) | (D) |
| 563,568 | WOMEN'S ACCESSORY, SPECIALTY STORES, FURRIERS | 5 | 5 | (D) | (D) | (D) | (D) | (D) | (D) |
| 565 | FAMILY CLOTHING STORES | 9 | 3 | (D) | (D) | (D) | (D) | (D) | (D) |
| 566 | SHOE STORES | 4 | 4 | (D) | (D) | (D) | (D) | (D) | (D) |
| 564,569 | OTHER APPAREL, ACCESSORY STORES | 2 | - | 146 | - | - | - | - | 2 |
| FURNITURE, HOME FURNISHINGS, EQUIPMENT STORES | | | | | | | | | |
| 57 | TOTAL | 45 | 25 | 3 391 | 3 085 | 551 | 9 935 | 130 | 48 |
| 571 | FURNITURE, HOME FURNISHINGS STORES | 26 | 14 | 1 686 | 1 604 | 360 | 5 881 | 89 | 28 |
| 572,573 | HOUSEHOLD APPLIANCE, RADIO, TELEVISION, MUSIC STORES | 19 | 11 | 1 705 | 1 481 | 191 | 4 054 | 41 | 20 |
| EATING, DRINKING PLACES | | | | | | | | | |
| 58 | TOTAL | 106 | 86 | 5 198 | 4 764 | 1 142 | 23 644 | 487 | 103 |
| 5812 | EATING PLACES | 65 | 55 | 3 537 | 3 397 | 942 | 19 665 | 404 | 63 |
| 5813 | DRINKING PLACES (ALCOHOLIC BEVERAGES) | 41 | 31 | 1 661 | 1 367 | 200 | 3 979 | 83 | 40 |
| DRUG STORES, PROPRIETARY STORES | | | | | | | | | |
| 59PT(591) | TOTAL | 11 | 11 | 1 647 | 1 647 | 184 | 3 549 | 50 | 10 |
| 591 | DRUG STORES | 11 | 11 | 1 647 | 1 647 | 184 | 3 549 | 50 | 10 |
| | PROPRIETARY STORES | - | - | - | - | - | - | - | - |
| OTHER RETAIL STORES | | | | | | | | | |
| 59 EX.591 | TOTAL | 124 | 74 | 12 944 | 12 012 | 961 | 18 781 | 231 | 132 |
| 592 | LIQUOR STORES | 16 | 10 | 1 884 | 1 506 | 80 | 1 492 | 20 | 16 |
| 593 | ANTIQUA STORES, SECONDHAND STORES | 24 | 6 | 668 | 526 | 47 | 1 078 | 15 | 27 |
| 594 | BOOK, STATIONERY STORES | - | - | - | - | - | - | - | - |

Standard Notes: - Represents zero. (D) Withheld to avoid disclosure. (NA) Not available. (X) Not applicable.
*Nonstore retailers, part of SIC major group 53, are shown separately in this table.

TABLE 5. Counties With 500 Establishments or More: 1963-Continued

| SIC code | County and kind of business | Establishments | | Sales | | Payroll, entire year (\$1,000) | Payroll, workweek ended nearest Nov. 15 (dollars) | Paid employees, workweek ended nearest Nov. 15 (number) | Active proprietors of unincorporated businesses (number) |
|--|--|----------------|-----------------------|-------------------------------------|---------------------------------------|--------------------------------|---|---|--|
| | | Total (number) | With payroll (number) | Total, all establishments (\$1,000) | Establishments with payroll (\$1,000) | | | | |
| <u>HUNTERDON COUNTY--CONTINUED</u> | | | | | | | | | |
| OTHER RETAIL STORES--CONTINUED | | | | | | | | | |
| 595 | SPORTING GOODS STORES; BICYCLE SHOPS | 3 | 3 | 189 | 189 | 18 | 279 | 8 | 2 |
| 596 | FARM; GARDEN SUPPLY STORES; INCLUDING FEED STORES | 25 | 19 | 6 353 | 6 251 | 391 | 7 224 | 81 | 24 |
| 597 | JEWELRY STORES | 4 | 2 | 54 | (D) | (D) | (D) | (D) | (D) |
| 598 | FUEL; ICE DEALERS | 19 | 19 | 2 789 | 2 789 | 326 | 6 387 | 68 | 15 |
| 599 | OTHER STORES | 33 | 15 | 1 007 | (D) | (D) | (D) | (D) | (D) |
| NONSTORE RETAILERS* | | | | | | | | | |
| 53 PART* | TOTAL | 37 | 11 | 1 010 | 530 | 57 | 1 116 | 14 | 36 |
| <u>MERCER COUNTY</u> (COEXTENSIVE WITH TRENTON SMSA; SEE TABLE 4) | | | | | | | | | |
| <u>MIDDLESEX COUNTY</u> | | | | | | | | | |
| RETAIL TRADE; TOTAL | | | | | | | | | |
| | | 3 837 | 2 709 | 618 867 | 588 041 | 67 303 | 1 340 596 | 20 219 | 3 001 |
| LUMBER; BUILDING MATERIALS; HARDWARE; FARM EQUIPMENT DEALERS | | | | | | | | | |
| 52 | TOTAL | 189 | 129 | 26 631 | 25 391 | 2 984 | 55 264 | 592 | 130 |
| 521 | LUMBER YARDS | 30 | 30 | 13 513 | 13 513 | 1 497 | 26 106 | 246 | 10 |
| | BUILDING MATERIALS DEALERS | 34 | 22 | 4 012 | 3 834 | 510 | 9 818 | 119 | 18 |
| 522 | HEATING; PLUMBING EQUIPMENT DEALERS | 9 | 3 | 905 | (D) | (D) | (D) | (D) | (D) |
| 523 | PAINT; GLASS; WALLPAPER STORES | 36 | 26 | 1 768 | 1 530 | 241 | 4 842 | 60 | 24 |
| 524 | ELECTRICAL SUPPLY STORES | 3 | 3 | 248 | 248 | 19 | 345 | 4 | 1 |
| 5251 | HARDWARE STORES | 73 | 43 | 4 837 | 4 111 | 529 | 10 143 | 124 | 67 |
| 5252 | FARM EQUIPMENT DEALERS | 4 | 2 | 1 348 | (D) | (D) | (D) | (D) | (D) |
| GENERAL MERCHANDISE GROUP STORES* | | | | | | | | | |
| 53 PART* | TOTAL | 84 | 74 | 97 539 | 97 307 | 11 107 | 233 994 | 4 468 | 50 |
| 531 | DEPARTMENT STORES | 10 | 10 | 72 742 | 72 742 | 7 260 | 158 658 | 3 075 | - |
| 533 | LIMITED PRICE VARIETY STORES | 30 | 30 | 14 109 | 14 109 | 2 418 | 44 831 | 1 034 | 11 |
| 539 | GENERAL MERCHANDISE STORES | 21 | 19 | 8 791 | 8 781 | 1 234 | 25 513 | 282 | 15 |
| | DRY GOODS STORES | 14 | 12 | 1 679 | 1 505 | 171 | 4 574 | 70 | 16 |
| | SEWING; NEEDLEWORK STORES | 9 | 3 | 218 | 170 | 24 | 418 | 7 | 8 |
| FOOD STORES | | | | | | | | | |
| 54 | TOTAL | 699 | 415 | 150 642 | 140 324 | 12 433 | 246 474 | 3 522 | 596 |
| 541 | GROCERY STORES; INCLUDING DELICATESSENS | 386 | 220 | 126 680 | 120 368 | 9 507 | 186 191 | 2 543 | 346 |
| 542 | MEAT MARKETS | 64 | 42 | 9 967 | 9 137 | 830 | 17 494 | 207 | 51 |
| | FISH (SEAFOOD) MARKETS | 13 | 5 | 793 | 291 | 26 | 440 | 11 | 18 |
| 543 | FRUIT STORES; VEGETABLE MARKETS | 22 | 6 | 972 | 516 | 51 | 1 001 | 15 | 21 |
| 544 | CANDY; NUT; CONFECTIONERY STORES | 92 | 50 | 4 297 | 2 967 | 301 | 6 048 | 144 | 72 |
| 545 | DAIRY PRODUCTS STORES | 33 | 23 | 1 482 | 1 186 | 152 | 3 152 | 73 | 17 |
| 546 | RETAIL BAKERIES | 72 | 62 | 5 940 | 5 600 | 1 539 | 31 829 | 521 | 51 |
| 5462 | RETAIL BAKERIES; MANUFACTURING | 66 | 60 | 5 690 | (D) | (D) | (D) | (D) | (D) |
| 5463 | RETAIL BAKERIES; NONMANUFACTURING | 6 | 2 | 250 | (D) | (D) | (D) | (D) | (D) |
| 549 | EGG AND POULTRY DEALERS | 12 | 4 | 286 | (D) | (D) | (D) | (D) | (D) |
| | OTHER | 5 | 3 | 225 | (D) | (D) | (D) | (D) | (D) |
| AUTOMOTIVE DEALERS | | | | | | | | | |
| 55 EX. 554 | TOTAL | 169 | 131 | 100 084 | 98 720 | 8 527 | 154 185 | 1 492 | 80 |
| 551 | PASSENGER CAR DEALERS; FRANCHISED | 55 | 55 | 82 342 | 82 342 | 6 851 | 120 783 | 1 135 | 7 |
| | DOMESTIC CAR DEALERS | 39 | 39 | 67 636 | 67 636 | 5 384 | 93 124 | 849 | 5 |
| | IMPORTED CAR DEALERS | 6 | 6 | 4 777 | 4 777 | 466 | 9 046 | 103 | 1 |
| | DOMESTIC AND IMPORTED CAR DEALERS | 10 | 10 | 9 929 | 9 929 | 1 001 | 18 613 | 183 | 1 |
| 552 | PASSENGER CAR DEALERS; NONFRANCHISED | 48 | 26 | 8 835 | 8 221 | 555 | 12 559 | 128 | 38 |
| 553 | TIRE; BATTERY; ACCESSORY DEALERS | 43 | 35 | 6 257 | 6 119 | 936 | 17 275 | 191 | 21 |
| | HOME AND AUTO SUPPLY STORES | 2 | 2 | (D) | (D) | (D) | (D) | (D) | (D) |
| 559 | MISCELLANEOUS AIRCRAFT; MARINE; AUTOMOTIVE DEALERS | 21 | 13 | (D) | (D) | (D) | (D) | (D) | (D) |
| | AIRCRAFT; BOAT; MOTORCYCLE DEALERS | 12 | 6 | 1 073 | 743 | 61 | 1 242 | 12 | 8 |
| | HOUSEHOLD TRAILER DEALERS | 8 | 6 | 1 292 | 1 010 | 83 | 1 613 | 14 | 5 |
| | OTHER AUTOMOTIVE DEALERS | 1 | 1 | (D) | (D) | (D) | (D) | (D) | (D) |
| GASLINE SERVICE STATIONS | | | | | | | | | |
| 55PT (554) | TOTAL | 440 | 336 | 41 986 | 37 548 | 3 103 | 65 687 | 969 | 463 |
| APPAREL; ACCESSORY STORES | | | | | | | | | |
| 56 | TOTAL | 297 | 241 | 38 510 | 37 126 | 5 318 | 104 351 | 1 611 | 174 |
| 561, 567 | MEN'S; BOYS' APPAREL STORES; CUSTOM TAILORS | 56 | 44 | 7 961 | 7 657 | 1 086 | 20 888 | 247 | 33 |
| 561 | MEN'S; BOYS' CLOTHING AND FURNISHINGS STORES | 49 | 43 | 7 859 | (D) | (D) | (D) | (D) | (D) |
| 567 | CUSTOM TAILORS | 7 | 1 | 102 | (D) | (D) | (D) | (D) | (D) |
| 562-3, 568 | WOMEN'S CLOTHING; SPECIALTY STORES | 122 | 98 | 13 674 | 13 016 | 1 792 | 37 653 | 644 | 96 |
| 562 | WOMEN'S READY-TO-WEAR STORES | 71 | 55 | 9 749 | 9 373 | 1 308 | 27 012 | 442 | 50 |
| 563, 568 | WOMEN'S ACCESSORY; SPECIALTY STORES; FURRIERS | 51 | 43 | 3 925 | 3 643 | 484 | 10 641 | 202 | 46 |
| 563 | MILLINERY STORES | 10 | 8 | 267 | 241 | 36 | 956 | 18 | 10 |
| | DRISSET; LINGERIE STORES | 16 | 12 | 577 | 541 | 54 | 1 028 | 22 | 17 |
| | HDSIERY STORES | 3 | 3 | (D) | (D) | (D) | (D) | (D) | (D) |
| | APPAREL; ACCESSORY; OTHER SPECIALTY STORES | 18 | 16 | 2 391 | 2 171 | 320 | 6 830 | 139 | 11 |
| 568 | FURRIERS; FUR SHOPS | 4 | 4 | (D) | (D) | (D) | (D) | (D) | (D) |

Standard Notes: - Represents zero. (D) Withheld to avoid disclosure. (NA) Not available. (X) Not applicable.
*Nonstore retailers, part of SIC major group 53, are shown separately in this table.

TABLE 5. Counties With 500 Establishments or More: 1963-Continued

| SIC code | County and kind of business | Establishments | | Sales | | Payroll, entire year (\$1,000) | Payroll, workweek ended nearest Nov. 15 (dollars) | Paid employees, workweek ended nearest Nov. 15 (number) | Active proprietors of unincorporated businesses (number) |
|---|---|----------------|-----------------------|-------------------------------------|---------------------------------------|--------------------------------|---|---|--|
| | | Total (number) | With payroll (number) | Total, all establishments (\$1,000) | Establishments with payroll (\$1,000) | | | | |
| MIDDLESEX COUNTY--CONTINUED | | | | | | | | | |
| APPAREL, ACCESSORY STORES--CONTINUED | | | | | | | | | |
| 565 | FAMILY CLOTHING STORES | 30 | 22 | 6 454 | 6 338 | 1 038 | 19 506 | 344 | 10 |
| 566 | SHOE STORES | 67 | 61 | 8 134 | 7 948 | 1 144 | 20 971 | 280 | 17 |
| | MEN'S SHOE STORES | 10 | 10 | 665 | 665 | 114 | 2 065 | 25 | - |
| | WOMEN'S SHOE STORES | 9 | 9 | (0) | (0) | (0) | (0) | (0) | (0) |
| | CHILDREN'S, JUVENILE'S SHOE STORES | 2 | 2 | (0) | (0) | (0) | (0) | (0) | (0) |
| | FAMILY SHOE STORES | 46 | 40 | 5 831 | 5 645 | 780 | 14 101 | 199 | 17 |
| 564 | CHILDREN'S, INFANTS' WEAR STORES | 18 | 16 | 2 185 | 2 167 | 258 | 5 333 | 96 | 12 |
| 569 | MISCELLANEOUS APPAREL, ACCESSORY STORES | 4 | - | 102 | - | - | - | - | 6 |
| FURNITURE, HOME FURNISHINGS, EQUIPMENT STORES | | | | | | | | | |
| S7 | TOTAL | 198 | 150 | 26 218 | 25 206 | 3 628 | 72 668 | 845 | 138 |
| S71 | FURNITURE, HOME FURNISHINGS STORES | 126 | 96 | 16 644 | 16 224 | 2 480 | 48 737 | 552 | 87 |
| S712 | FURNITURE STORES | 78 | 64 | 11 852 | 11 588 | 1 677 | 32 418 | 375 | 49 |
| S713 | FLOOR COVERING STORES | 19 | 15 | 3 405 | 3 383 | 592 | 11 989 | 113 | 10 |
| S714 | DRAPERY, CURTAIN, UPHOLSTERY STORES | 19 | 11 | 1 023 | 905 | 157 | 3 298 | 42 | 18 |
| S715 | CHINA, GLASSWARE, METALWARE STORES | 6 | 2 | (0) | (0) | (0) | (0) | (0) | (0) |
| S719 | MISCELLANEOUS HOME FURNISHINGS STORES | 4 | 4 | (0) | (0) | (0) | (0) | (0) | (0) |
| S72 | HOUSEHOLD APPLIANCE STORES | 29 | 25 | 6 469 | 6 403 | 832 | 17 600 | 219 | 9 |
| S732 | RADIO, TELEVISION STORES | 26 | 18 | 1 992 | 1 858 | 215 | 4 255 | 48 | 23 |
| S733 | MUSIC STORES | 17 | 11 | 1 113 | 721 | 101 | 2 076 | 26 | 19 |
| | RECORD SHOPS | 5 | 5 | 317 | 317 | 30 | 579 | 9 | 5 |
| | MUSICAL INSTRUMENT STORES | 12 | 6 | 796 | 404 | 71 | 1 497 | 17 | 14 |
| EATING, DRINKING PLACES | | | | | | | | | |
| S8 | TOTAL | 877 | 689 | 52 181 | 48 221 | 10 126 | 205 057 | 4 136 | 687 |
| S812 | EATING PLACES | 475 | 379 | 33 158 | 31 262 | 7 256 | 146 142 | 3 195 | 405 |
| | RESTAURANTS, LUNCHROOMS | 237 | 221 | 21 562 | 21 204 | 5 323 | 104 385 | 2 287 | 202 |
| | CAFETERIAS | 16 | 16 | 1 802 | 1 802 | 288 | 6 932 | 121 | 2 |
| | REFRESHMENT PLACES | 185 | 113 | 7 502 | 6 058 | 1 082 | 22 833 | 554 | 177 |
| | CATERERS | 37 | 29 | 2 292 | 2 198 | 563 | 11 992 | 233 | 24 |
| S813 | DRINKING PLACES (ALCOHOLIC BEVERAGES) | 402 | 310 | 19 023 | 16 959 | 2 870 | 58 915 | 941 | 282 |
| DRUG STORES, PROPRIETARY STORES | | | | | | | | | |
| 59PT(591) | TOTAL | 115 | 113 | 19 087 | 19 045 | 2 893 | 58 179 | 862 | 52 |
| 591 | DRUG STORES | 109 | 109 | 18 550 | 18 550 | 2 845 | 57 266 | 848 | 50 |
| | PROPRIETARY STORES | 6 | 4 | 537 | 495 | 48 | 913 | 14 | 2 |
| OTHER RETAIL STORES | | | | | | | | | |
| 59 EX. 591 | TOTAL | 579 | 381 | 49 113 | 44 799 | 5 131 | 102 759 | 1 296 | 462 |
| 592 | LIQUOR STORES | 121 | 105 | 14 404 | 13 700 | 1 189 | 22 495 | 315 | 78 |
| 593 | ANTIQUARIAN, SECONDHAND STORES | 39 | 13 | 1 460 | 896 | 142 | 2 894 | 44 | 35 |
| 5932 | ANTIQUARIAN STORES | 10 | - | 82 | - | - | - | - | 12 |
| 5933 | SECONDHAND STORES | 29 | 13 | 1 378 | 896 | 142 | 2 894 | 44 | 23 |
| 594 | BOOK, STATIONERY STORES | 29 | 23 | 2 561 | 2 509 | 276 | 5 748 | 95 | 24 |
| 5942 | BOOK STORES | 4 | 2 | 463 | (0) | (0) | (0) | (0) | (0) |
| 5943 | STATIONERY STORES | 25 | 21 | 2 098 | (0) | (0) | (0) | (0) | (0) |
| 595 | SPORTING GOODS STORES, BICYCLE SHOPS | 27 | 13 | 1 236 | 1 018 | 89 | 1 713 | 27 | 22 |
| 5952 | SPORTING GOODS STORES | 24 | 12 | 1 148 | (0) | (0) | (0) | (0) | (0) |
| 5953 | BICYCLE SHOPS | 3 | 1 | 88 | (0) | (0) | (0) | (0) | (0) |
| 5962 | HAY, GRAIN, FEED STORES | 4 | 4 | (0) | (0) | (0) | (0) | (0) | (0) |
| 5969 | OTHER FARM SUPPLY STORES | 1 | 1 | (0) | (0) | (0) | (0) | (0) | (0) |
| | GARDEN SUPPLY STORES | 20 | 14 | 1 587 | 1 521 | 144 | 2 709 | 46 | 11 |
| 597 | JEWELRY STORES | 43 | 25 | 2 506 | 2 138 | 315 | 5 953 | 72 | 32 |
| 598 | FUEL, ICE DEALERS | 93 | 71 | 15 034 | 14 486 | 1 965 | 40 245 | 371 | 65 |
| 5982 | COAL AND WOOD DEALERS | 7 | 7 | (0) | (0) | (0) | (0) | (0) | (0) |
| | ICE DEALERS | - | - | - | - | - | - | - | - |
| 5983 | FUEL OIL DEALERS | 85 | 63 | 13 909 | 13 361 | 1 840 | 37 474 | 337 | 61 |
| 5984 | BOTTLE GAS DEALERS | 1 | 1 | (0) | (0) | (0) | (0) | (0) | (0) |
| 5992 | FLORISTS | 65 | 29 | 1 766 | 1 172 | 170 | 3 952 | 69 | 67 |
| 5993 | CIGAR STORES, STANOS | 6 | 4 | 580 | 498 | 20 | 392 | 7 | 7 |
| 5994 | NEWS DEALERS, NEWSSTANOS | 27 | 13 | 1 339 | 823 | 44 | 930 | 29 | 28 |
| 5996 | CAMERA, PHOTOGRAPHIC SUPPLY STORES | 5 | 5 | 1 007 | 1 007 | 120 | 2 440 | 23 | 2 |
| 5997 | GIFT, NOVELTY, SOUVENIR SHOPS | 18 | 10 | 777 | 683 | 95 | 2 992 | 44 | 17 |
| 5998 | OPTICAL GOODS STORES | 34 | 22 | 769 | 603 | 85 | 1 404 | 31 | 34 |
| 5999 | TYPEWRITER STORES | 2 | 2 | (0) | (0) | (0) | (0) | (0) | (0) |
| | LUGGAGE, LEATHER GOODS STORES | 2 | 2 | (0) | (0) | (0) | (0) | (0) | (0) |
| | HOBBY, TOY, GAME SHOPS | 5 | 5 | 985 | 985 | 122 | 2 246 | 34 | 3 |
| | RELIGIOUS GOODS STORES | 1 | 1 | (0) | (0) | (0) | (0) | (0) | (0) |
| | PET SHOPS | 5 | 5 | 182 | 182 | 24 | 489 | 7 | 5 |
| | OTHER | 32 | 14 | 1 201 | 859 | 94 | 1 768 | 33 | 27 |
| NONSTORE RETAILERS* | | | | | | | | | |
| S3 PART* | TOTAL | 190 | 50 | 16 876 | 14 354 | 2 053 | 41 978 | 426 | 169 |
| S32 | MAIL-ORER HOUSES | 9 | 3 | 1 309 | (0) | (0) | (0) | (0) | (0) |
| S34 | MERCHANDISE VENDING MACHINE OPERATORS | 20 | 10 | 5 300 | (0) | (0) | (0) | (0) | (0) |
| S35 | DIRECT SELLING (HOUSE-TO-HOUSE) ORGANIZATIONS | 161 | 37 | 10 267 | 7 961 | 1 581 | 32 038 | 218 | 147 |

Standard Notes: - Represents zero. (D) Withheld to avoid disclosure. (NA) Not available. (X) Not applicable.
*Nonstore retailers, part of SIC major group 53, are shown separately in this table.

TABLE 5. Counties With 500 Establishments or More: 1963-Continued

| SIC code | County and kind of business | Establishments | | Sales | | Payroll, entire year | Payroll, workweek ended nearest Nov. 15 | Paid employees, workweek ended nearest Nov. 15 | Active proprietors of unincorporated businesses |
|------------|---|----------------|--------------|---------------------------|-----------------------------|----------------------|---|--|---|
| | | Total | With payroll | Total, all establishments | Establishments with payroll | | | | |
| | | (number) | (number) | (\$1,000) | (\$1,000) | (\$1,000) | (dollars) | (number) | (number) |
| | <u>MONMOUTH COUNTY</u> | | | | | | | | |
| | RETAIL TRADE, TOTAL | 3 731 | 2 691 | 519 242 | 496 562 | 58 303 | 1 179 492 | 17 862 | 3 008 |
| | LUMBER, BUILDING MATERIALS, HARDWARE, FARM EQUIPMENT DEALERS | | | | | | | | |
| 52 | TOTAL | 187 | 141 | 25 978 | 24 856 | 3 219 | 63 208 | 663 | 129 |
| 521 | LUMBER YARDS | 31 | 31 | 11 336 | 11 336 | 1 374 | 27 167 | 243 | 9 |
| | BUILDING MATERIALS DEALERS | 29 | 21 | 5 512 | 5 360 | 695 | 13 729 | 136 | 22 |
| 522 | HEATING, PLUMBING EQUIPMENT DEALERS | 11 | 7 | 958 | 726 | 65 | 1 527 | 17 | 13 |
| 523 | PAINT, GLASS, WALLPAPER STORES | 44 | 30 | 2 475 | 2 133 | 358 | 7 201 | 79 | 21 |
| 524 | ELECTRICAL SUPPLY STORES | 4 | 4 | 419 | 419 | 64 | 962 | 16 | 1 |
| 5251 | HARDWARE STORES | 59 | 41 | 3 841 | 3 529 | 494 | 9 389 | 132 | 55 |
| 5252 | FARM EQUIPMENT DEALERS | 9 | 7 | 1 437 | 1 353 | 169 | 3 233 | 40 | 8 |
| | GENERAL MERCHANDISE GROUP STORES* | | | | | | | | |
| 53 PART* | TOTAL | 116 | 98 | 61 824 | 61 536 | 8 645 | 182 729 | 3 262 | 70 |
| 531 | DEPARTMENT STORES | 8 | 8 | 39 179 | 39 179 | 5 234 | 107 074 | 1 830 | - |
| 533 | LIMITED PRICE VARIETY STORES | 44 | 44 | 12 034 | 12 034 | 1 985 | 41 885 | 1 023 | 22 |
| 539 | GENERAL MERCHANDISE STORES | 36 | 26 | 9 131 | 9 015 | 1 258 | 30 393 | 349 | 27 |
| | DRY GOODS STORES | 19 | 15 | 1 061 | 1 001 | 120 | 2 355 | 40 | 12 |
| | SEWING, NEEDLEWORK STORES | 9 | 5 | 419 | 307 | 48 | 1 022 | 20 | 9 |
| | FOOD STORES | | | | | | | | |
| 54 | TOTAL | 629 | 385 | 129 002 | 122 684 | 9 732 | 193 289 | 2 860 | 568 |
| 541 | GROCERY STORES, INCLUDING OELICATESSENS | 362 | 222 | 114 543 | 110 271 | 8 157 | 159 379 | 2 270 | 321 |
| 542 | MEAT MARKETS | 44 | 34 | 4 729 | 4 215 | 306 | 5 996 | 84 | 44 |
| | FISH (SEAFOOD) MARKETS | 23 | 13 | 1 140 | 970 | 96 | 1 730 | 26 | 24 |
| 543 | FRUIT STORES, VEGETABLE MARKETS | 48 | 14 | 1 125 | 683 | 64 | 1 676 | 25 | 46 |
| 544 | CANOEY, NUT, CONFECTIONERY STORES | 74 | 52 | 2 714 | 2 316 | 279 | 6 090 | 160 | 66 |
| 545 | DAIRY PRODUCTS STORES | 20 | 12 | 1 335 | 1 245 | 213 | 4 514 | 47 | 14 |
| 546 | RETAIL BAKERIES | 39 | 35 | 2 855 | 2 765 | 588 | 13 316 | 238 | 35 |
| 5462 | RETAIL BAKERIES, MANUFACTURING | 31 | 29 | 2 110 | 2 046 | 500 | 11 721 | 206 | 31 |
| 5463 | RETAIL BAKERIES, NONMANUFACTURING | 8 | 6 | 745 | 719 | 88 | 1 595 | 32 | 4 |
| 549 | EGG AND POULTRY DEALERS | 15 | 1 | 390 | (0) | (0) | (0) | (0) | (0) |
| | OTHER | 4 | 2 | 171 | (D) | (D) | (0) | (0) | (0) |
| | AUTOMOTIVE DEALERS | | | | | | | | |
| 55 EX. 554 | TOTAL | 172 | 138 | 86 660 | 85 904 | 7 601 | 143 642 | 1 431 | 99 |
| 551 | PASSENGER CAR DEALERS, FRANCHISED | 70 | 70 | 73 334 | 73 334 | 6 248 | 116 841 | 1 132 | 17 |
| | DOMESTIC CAR DEALERS | 49 | 49 | 60 677 | 60 677 | 5 001 | 88 902 | 860 | 12 |
| | IMPORTED CAR DEALERS | 6 | 6 | 2 608 | 2 608 | 312 | 6 197 | 62 | 2 |
| | DOMESTIC AND IMPORTED CAR DEALERS | 15 | 15 | 10 049 | 10 049 | 935 | 21 742 | 210 | 3 |
| 552 | PASSENGER CAR DEALERS, NONFRANCHISED | 41 | 17 | 5 844 | 5 352 | 395 | 7 706 | 79 | 36 |
| 553 | TIRE, BATTERY, ACCESSORY DEALERS | 33 | 27 | 4 042 | 3 796 | 602 | 12 359 | 131 | 21 |
| | HOME AND AUTO SUPPLY STORES | 2 | 2 | (0) | (0) | (0) | (0) | (0) | (0) |
| 559 | MISCELLANEOUS AIRCRAFT, MARINE, AUTOMOTIVE DEALERS | 26 | 22 | (D) | (0) | (D) | (0) | (0) | (0) |
| | AIRCRAFT, BOAT, MOTORCYCLE DEALERS | 21 | 17 | 2 147 | 2 129 | 225 | 4 124 | 58 | 21 |
| | HOUSEHOLD TRAILER DEALERS | 4 | 4 | 793 | 793 | 80 | 1 321 | 15 | 3 |
| | OTHER AUTOMOTIVE DEALERS | 1 | 1 | (0) | (0) | (D) | (0) | (D) | (0) |
| | GASOLINE SERVICE STATIONS | | | | | | | | |
| 55PT(554) | TOTAL | 356 | 274 | 31 796 | 28 220 | 2 183 | 44 587 | 736 | 373 |
| | APPAREL, ACCESSORY STORES | | | | | | | | |
| 56 | TOTAL | 273 | 219 | 28 325 | 27 339 | 3 626 | 70 599 | 1 095 | 192 |
| 561, 567 | MEN'S, BOYS' APPAREL STORES, CUSTOM TAILORS | 46 | 40 | 6 310 | 6 094 | 902 | 17 772 | 220 | 35 |
| 561 | MEN'S, BOYS' CLOTHING AND FURNISHINGS STORES | 43 | 39 | 6 275 | (D) | (D) | (0) | (0) | (0) |
| 567 | CUSTOM TAILORS | 3 | 1 | 35 | (D) | (D) | (0) | (0) | (0) |
| 562-3, 568 | WOMEN'S CLOTHING, SPECIALTY STORES | 117 | 95 | 11 159 | 10 741 | 1 293 | 24 925 | 451 | 93 |
| 562 | WOMEN'S READY-TO-WEAR STORES | 76 | 62 | 8 227 | 7 955 | 1 001 | 19 320 | 337 | 63 |
| 563, 568 | WOMEN'S ACCESSORY, SPECIALTY STORES, FURRIERS | 41 | 33 | 2 932 | 2 786 | 292 | 5 605 | 114 | 30 |
| 563 | MILLINERY STORES | 9 | 5 | 215 | (0) | (D) | (0) | (0) | (0) |
| | CORSET, LINGERIE STORES | 6 | 6 | 495 | 495 | 52 | 1 044 | 20 | 5 |
| | HOSIERY STORES | - | - | - | - | - | - | - | - |
| | APPAREL, ACCESSORY, OTHER SPECIALTY STORES | 22 | 20 | 1 933 | 1 875 | 184 | 3 576 | 77 | 16 |
| 568 | FURRIERS, FUR SHOPS | 4 | 2 | 289 | (0) | (D) | (0) | (0) | (0) |
| 565 | FAMILY CLOTHING STORES | 21 | 15 | 4 104 | 3 986 | 550 | 11 018 | 176 | 12 |
| 566 | SHOE STORES | 65 | 53 | 5 182 | 5 032 | 667 | 12 713 | 175 | 37 |
| | MEN'S SHOE STORES | 2 | 2 | (0) | (0) | (0) | (0) | (0) | (0) |
| | WOMEN'S SHOE STORES | 14 | 14 | 1 414 | 1 414 | 189 | 3 812 | 50 | 5 |
| | CHILDREN'S, JUVENILES' SHOE STORES | 2 | 2 | (0) | (0) | (0) | (0) | (0) | (0) |
| | FAMILY SHOE STORES | 47 | 35 | 3 384 | 3 234 | 425 | 8 107 | 116 | 32 |
| 564 | CHILDREN'S, INFANTS' WEAR STORES | 22 | 16 | 1 560 | 1 486 | 214 | 4 171 | 73 | 13 |
| 569 | MISCELLANEOUS APPAREL, ACCESSORY STORES | 2 | - | 10 | - | - | - | - | 2 |
| | FURNITURE, HOME FURNISHINGS, EQUIPMENT STORES | | | | | | | | |
| 57 | TOTAL | 212 | 146 | 21 566 | 20 626 | 2 959 | 56 544 | 665 | 133 |
| 571 | FURNITURE, HOME FURNISHINGS STORES | 130 | 88 | 12 400 | 11 872 | 1 786 | 33 275 | 382 | 85 |
| 5712 | FURNITURE STORES | 66 | 48 | 8 379 | 8 211 | 1 136 | 21 632 | 240 | 37 |
| 5713 | FLOOR COVERING STORES | 26 | 24 | 2 760 | 2 738 | 434 | 7 731 | 85 | 12 |
| 5714 | DRAPERY, CURTAIN, UPHOLSTERY STORES | 16 | 10 | 691 | 603 | 140 | 2 673 | 39 | 15 |
| 5715 | CHINA, GLASSWARE, METALWARE STORES | 2 | - | 26 | - | - | - | - | 2 |
| 5719 | MISCELLANEOUS HOME FURNISHINGS STORES | 20 | 6 | 544 | 320 | 76 | 1 239 | 18 | 19 |

Standard Notes: - Represents zero. (D) Withheld to avoid disclosure. (NA) Not available. (X) Not applicable.
*Nonstore retailers, part of SIC major group 53, are shown separately in this table.

TABLE 5. Counties With 500 Establishments or More: 1963-Continued

| SIC code | County and kind of business | Establishments | | Sales | | Payroll, entire year (\$1,000) | Payroll, workweek ended nearest Nov. 15 (dollars) | Paid employees, workweek ended nearest Nov. 15 (number) | Active proprietors of unincorporated businesses (number) |
|--|---|----------------|-----------------------|-------------------------------------|---------------------------------------|--------------------------------|---|---|--|
| | | Total (number) | With payroll (number) | Total, all establishments (\$1,000) | Establishments with payroll (\$1,000) | | | | |
| MONMOUTH COUNTY--CONTINUED | | | | | | | | | |
| FURNITURE, HOME FURNISHINGS, EQUIPMENT STORES--CON. | | | | | | | | | |
| 572 | HOUSEHOLD APPLIANCE STORES | 41 | 29 | 4 968 | 4 750 | 659 | 13 072 | 158 | 21 |
| 5732 | RADIO, TELEVISION STORES | 23 | 19 | 2 589 | 2 513 | 344 | 6 865 | 83 | 14 |
| 5733 | MUSIC STORES | 18 | 10 | 1 609 | 1 491 | 170 | 3 332 | 42 | 13 |
| | RECORD SHOPS | 5 | 3 | 498 | (0) | (0) | (0) | (0) | (0) |
| | MUSICAL INSTRUMENT STORES | 13 | 7 | 1 111 | (0) | (0) | (0) | (0) | (0) |
| EATING, DRINKING PLACES | | | | | | | | | |
| 58 | TOTAL | 865 | 713 | 50 466 | 48 140 | 10 690 | 233 542 | 4 762 | 700 |
| 5812 | EATING PLACES | 583 | 469 | 36 512 | 35 228 | 8 390 | 189 887 | 4 010 | 465 |
| | RESTAURANTS, LUNCHROOMS | 355 | 319 | 26 414 | 25 950 | 6 567 | 146 496 | 2 963 | 263 |
| | CAFETERIAS | 13 | 13 | 1 241 | 1 241 | 363 | 9 317 | 185 | 8 |
| | REFRESHMENT PLACES | 199 | 125 | 8 156 | 7 354 | 1 290 | 30 096 | 769 | 181 |
| | CATERERS | 16 | 12 | 701 | 683 | 170 | 3 978 | 93 | 13 |
| 5813 | DRINKING PLACES (ALCOHOLIC BEVERAGES) | 282 | 244 | 13 954 | 12 912 | 2 300 | 43 655 | 752 | 235 |
| DRUG STORES, PROPRIETARY STORES | | | | | | | | | |
| 59PT(591) | TOTAL | 103 | 103 | 14 539 | 14 539 | 2 120 | 43 176 | 593 | 49 |
| 591 | DRUG STORES | 101 | 101 | (0) | (0) | (0) | (0) | (0) | (0) |
| | PROPRIETARY STORES | 2 | 2 | (0) | (0) | (0) | (0) | (0) | (0) |
| OTHER RETAIL STORES | | | | | | | | | |
| 59 EX-591 | TOTAL | 654 | 430 | 55 234 | 50 642 | 6 179 | 120 204 | 1 479 | 537 |
| 592 | LIQUOR STORES | 124 | 104 | 14 525 | 13 085 | 964 | 19 312 | 271 | 96 |
| 593 | ANTIQUE STORES, SECONOHANO STORES | 58 | 20 | 1 188 | 694 | 93 | 1 715 | 38 | 50 |
| 5932 | ANTIQUE STORES | 25 | 3 | 367 | 141 | 9 | 210 | 6 | 24 |
| 5933 | SECONOHANO STORES | 33 | 17 | 821 | 553 | 84 | 1 505 | 32 | 26 |
| 594 | BOOK, STATIONERY STORES | 27 | 23 | 2 540 | 2 468 | 355 | 7 715 | 113 | 19 |
| 5942 | BOOK STORES | 5 | 3 | 403 | 359 | 47 | 1 471 | 29 | 4 |
| 5943 | STATIONERY STORES | 22 | 20 | 2 137 | 2 109 | 308 | 6 244 | 84 | 15 |
| 595 | SPORTING GOODS STORES, BICYCLE SHOPS | 42 | 22 | 1 964 | 1 710 | 200 | 4 016 | 56 | 40 |
| 5952 | SPORTING GOODS STORES | 37 | 21 | 1 748 | (0) | (0) | (0) | (0) | (0) |
| 5953 | BICYCLE SHOPS | 5 | 1 | 216 | (0) | (0) | (0) | (0) | (0) |
| 5962 | HAY, GRAIN, FEED STORES | 13 | 11 | 3 589 | 3 563 | 229 | 4 237 | 53 | 6 |
| 5969 | OTHER FARM SUPPLY STORES | 3 | 3 | (0) | (0) | (0) | (0) | (0) | (0) |
| | GARDEN SUPPLY STORES | 19 | 11 | 1 541 | 1 493 | 179 | 3 327 | 35 | 18 |
| 597 | JEWELRY STORES | 34 | 20 | 1 765 | 1 473 | 233 | 4 825 | 60 | 30 |
| 598 | FUEL, ICE DEALERS | 94 | 80 | 18 017 | 17 559 | 2 760 | 51 180 | 497 | 52 |
| 5982 | COAL AND WOOD DEALERS | 8 | 8 | (0) | (0) | (0) | (0) | (0) | (0) |
| | ICE DEALERS | 3 | 1 | (0) | (0) | (0) | (0) | (0) | (0) |
| 5983 | FUEL OIL DEALERS | 74 | 64 | 15 768 | 15 380 | 2 236 | 41 145 | 400 | 38 |
| 5984 | BOTTLED GAS DEALERS | 9 | 7 | 1 769 | 1 705 | 473 | 8 945 | 77 | 3 |
| 5992 | FLORISTS | 42 | 24 | 1 681 | 1 313 | 258 | 5 208 | 79 | 45 |
| 5993 | CIGAR STORES, STANOS | 16 | 14 | 1 063 | 993 | 51 | 1 284 | 26 | 18 |
| 5994 | NEWS DEALERS, NEWSSTANOS | 24 | 16 | 774 | 580 | 43 | 954 | 24 | 17 |
| 5996 | CAMERA, PHOTOGRAPHIC SUPPLY STORES | 10 | 6 | 694 | 614 | 105 | 2 068 | 21 | 7 |
| 5997 | GIFT, NOVELTY, SOUVENIR SHOPS | 55 | 25 | 1 238 | 900 | 106 | 2 432 | 50 | 57 |
| 5998 | OPTICAL GOODS STORES | 27 | 19 | 748 | 630 | 98 | 1 834 | 25 | 26 |
| 5999 | TYPEWRITER STORES | 2 | 2 | (0) | (0) | (0) | (0) | (0) | (0) |
| | LUGGAGE, LEATHER GOODS STORES | 2 | 2 | (0) | (0) | (0) | (0) | (0) | (0) |
| | HOBBY, TOY, GAME SHOPS | 15 | 11 | 1 259 | 1 249 | 113 | 2 439 | 42 | 13 |
| | RELIGIOUS GOODS STORES | 1 | 1 | (0) | (0) | (0) | (0) | (0) | (0) |
| | PET SHOPS | 14 | 4 | 230 | 142 | 23 | 375 | 6 | 13 |
| | OTHER | 32 | 12 | 1 589 | 1 347 | 241 | 4 884 | 53 | 26 |
| NONSTORE RETAILERS* | | | | | | | | | |
| 53 PART* | TOTAL | 164 | 44 | 13 852 | 12 076 | 1 349 | 27 972 | 316 | 158 |
| 532 | MAIL-ORDER HOUSES | 10 | 6 | 2 591 | (0) | (0) | (0) | (0) | (0) |
| 534 | MERCHANDISE VENDING MACHINE OPERATORS | 25 | 9 | 6 920 | 6 664 | 741 | 15 782 | 148 | 25 |
| 535 | DIRECT SELLING (HOUSE-TO-HOUSE) ORGANIZATIONS | 129 | 29 | 4 341 | (0) | (0) | (0) | (0) | (0) |
| MORRIS COUNTY | | | | | | | | | |
| RETAIL TRADE, TOTAL | | | | | | | | | |
| | | 2 402 | 1 744 | 389 236 | 373 378 | 43 599 | 883 455 | 12 322 | 1 936 |
| LUMBER, BUILDING MATERIALS, HARDWARE, FARM EQUIPMENT DEALERS | | | | | | | | | |
| 52 | TOTAL | 143 | 109 | 22 040 | 21 428 | 2 829 | 53 125 | 512 | 100 |
| 521 | LUMBER AND OTHER BUILDING MATERIALS DEALERS | 63 | 49 | 15 591 | 15 269 | 2 036 | 37 280 | 337 | 37 |
| 522-524 | HEATING, PLUMBING, PAINT, ELECTRICAL STORES | 28 | 22 | (0) | (0) | (0) | (0) | (0) | (0) |
| 5251 | HARDWARE STORES | 48 | 36 | 3 952 | 3 740 | 444 | 8 855 | 109 | 44 |
| 5252 | FARM EQUIPMENT DEALERS | 4 | 2 | (0) | (0) | (0) | (0) | (0) | (0) |
| GENERAL MERCHANDISE GROUP STORES* | | | | | | | | | |
| 53 PART* | TOTAL | 70 | 60 | 41 116 | 40 930 | 5 661 | 126 528 | 2 258 | 41 |
| 531 | DEPARTMENT STORES | 4 | 4 | 24 455 | 24 455 | 3 278 | 78 904 | 1 326 | - |
| 533 | LIMITED PRICE VARIETY STORES | 26 | 26 | 7 497 | 7 497 | 1 193 | 21 514 | 557 | 10 |
| 539 | MISCELLANEOUS GENERAL MERCHANDISE STORES | 40 | 30 | 9 164 | 8 978 | 1 190 | 26 110 | 375 | 31 |

Standard Notes: - Represents zero. (D) Withheld to avoid disclosure. (NA) Not available. (X) Not applicable.
 *Nonstore retailers, part of SIC major group 53, are shown separately in this table.

TABLE 5. Counties With 500 Establishments or More: 1963-Continued

| SIC code | County and kind of business | Establishments | | Sales | | Payroll, entire year (\$1,000) | Payroll, workweek ended nearest Nov. 15 (dollars) | Paid employees, workweek ended nearest Nov. 15 (number) | Active proprietors of unincorporated businesses (number) |
|---|--|----------------|-----------------------|-------------------------------------|---------------------------------------|--------------------------------|---|---|--|
| | | Total (number) | With payroll (number) | Total, all establishments (\$1,000) | Establishments with payroll (\$1,000) | | | | |
| MORRIS COUNTY--CONTINUED | | | | | | | | | |
| FOOD STORES | | | | | | | | | |
| 54 | TOTAL | 352 | 234 | 107 191 | 102 917 | 8 413 | 166 521 | 2 334 | 318 |
| 541 | GROCERY STORES, INCLUDING DELICATESSENS. | 208 | 140 | 96 803 | 94 403 | 7 225 | 141 790 | 1 946 | 169 |
| 542 | MEAT MARKETS, FISH (SEAFOOD) MARKETS | 37 | 25 | 3 225 | 2 673 | 178 | 3 608 | 45 | 47 |
| 543 | FRUIT STORES, VEGETABLE MARKETS | 11 | 5 | 538 | 306 | 15 | 227 | 5 | 13 |
| 544 | CANDY, NUT, CONFECTIONERY STORES | 46 | 24 | 2 414 | 1 582 | 196 | 3 480 | 71 | 31 |
| 545-549 | OTHER FOOD STORES | 50 | 40 | 4 211 | 3 953 | 799 | 17 416 | 267 | 58 |
| AUTOMOTIVE DEALERS | | | | | | | | | |
| 55 EX.554 | TOTAL | 105 | 101 | 68 756 | 68 730 | 6 399 | 123 164 | 1 100 | 47 |
| GASOLINE SERVICE STATIONS | | | | | | | | | |
| 55PT(554) | TOTAL | 284 | 232 | 28 549 | 26 635 | 2 127 | 44 628 | 658 | 304 |
| APPAREL, ACCESSORY STORES | | | | | | | | | |
| 56 | TOTAL | 189 | 145 | 17 641 | 16 599 | 2 307 | 45 619 | 680 | 133 |
| 561,567 | MEN'S, BOYS' APPAREL STORES, CUSTOM TAILORS | 38 | 24 | 4 045 | 3 555 | 509 | 9 406 | 98 | 28 |
| 562-3,568 | WOMEN'S CLOTHING, SPECIALTY STORES | 72 | 62 | 6 057 | 5 889 | 771 | 15 791 | 268 | 56 |
| 562 | WOMEN'S READY-TO-WEAR STORES | 47 | 41 | 4 408 | 4 366 | 563 | 10 882 | 193 | 38 |
| 563,568 | WOMEN'S ACCESSORY, SPECIALTY STORES, FURRIERS | 25 | 21 | 1 649 | 1 523 | 208 | 4 909 | 75 | 18 |
| 565 | FAMILY CLOTHING STORES | 24 | 12 | 2 649 | 2 498 | 364 | 7 726 | 123 | 18 |
| 566 | SHOE STORES | 41 | 33 | 3 620 | 3 368 | 493 | 9 097 | 119 | 16 |
| 564,569 | OTHER APPAREL, ACCESSORY STORES | 14 | 14 | 1 289 | 1 289 | 170 | 3 599 | 72 | 15 |
| FURNITURE, HOME FURNISHINGS, EQUIPMENT STORES | | | | | | | | | |
| 57 | TOTAL | 154 | 114 | 17 828 | 17 164 | 2 490 | 49 618 | 531 | 105 |
| 571 | FURNITURE, HOME FURNISHINGS STORES | 105 | 73 | 13 192 | 12 678 | 1 974 | 39 844 | 406 | 70 |
| 572,573 | HOUSEHOLD APPLIANCE, RADIO, TELEVISION, MUSIC STORES | 49 | 41 | 4 636 | 4 486 | 516 | 9 774 | 125 | 35 |
| EATING, DRINKING PLACES | | | | | | | | | |
| 58 | TOTAL | 458 | 372 | 28 622 | 26 626 | 6 042 | 128 510 | 2 524 | 361 |
| 5812 | EATING PLACES | 250 | 210 | 19 946 | 19 326 | 4 896 | 105 461 | 2 137 | 197 |
| 5813 | DRINKING PLACES (ALCOHOLIC BEVERAGES) | 208 | 162 | 8 676 | 7 300 | 1 146 | 23 049 | 387 | 164 |
| DRUG STORES, PROPRIETARY STORES | | | | | | | | | |
| 59PT(591) | TOTAL | 76 | 74 | 10 911 | 10 813 | 1 687 | 33 471 | 420 | 42 |
| 591 | DRUG STORES | 72 | 70 | 10 402 | 10 304 | 1 605 | 31 967 | 402 | 41 |
| | PROPRIETARY STORES | 4 | 4 | 509 | 509 | 82 | 1 504 | 18 | 1 |
| OTHER RETAIL STORES | | | | | | | | | |
| 59 EX.591 | TOTAL | 441 | 261 | 40 220 | 36 760 | 4 829 | 96 174 | 1 105 | 369 |
| 592 | LIQUOR STORES | 68 | 52 | 8 226 | 7 292 | 561 | 12 010 | 135 | 53 |
| 593 | ANTIQUA STORES, SECONDHAND STORES | 52 | 10 | 936 | 472 | 124 | 2 376 | 26 | 53 |
| 594 | BOOK, STATIONERY STORES | 20 | 18 | 1 858 | 1 716 | 232 | 4 569 | 71 | 18 |
| 595 | SPORTING GOODS STORES, BICYCLE SHOPS | 23 | 9 | 1 253 | 1 019 | 108 | 2 212 | 36 | 22 |
| 596 | FARM, GARDEN SUPPLY STORES, INCLUDING FEED STORES | 19 | 17 | 4 033 | 4 027 | 444 | 9 158 | 107 | 11 |
| 597 | JEWELRY STORES | 26 | 16 | 1 700 | 1 510 | 286 | 5 407 | 66 | 19 |
| 598 | FUEL, ICE DEALERS | 56 | 50 | 14 722 | 14 622 | 2 277 | 44 252 | 413 | 24 |
| 599 | OTHER STORES | 177 | 89 | 7 492 | 6 102 | 797 | 16 190 | 251 | 169 |
| NONSTORE RETAILERS* | | | | | | | | | |
| 53 PART* | TOTAL | 130 | 42 | 6 362 | 4 776 | 815 | 16 097 | 200 | 116 |
| OCEAN COUNTY | | | | | | | | | |
| RETAIL TRADE, TOTAL | | 1 802 | 1 328 | 218 749 | 206 993 | 22 564 | 454 593 | 7 081 | 1 540 |
| LUMBER, BUILDING MATERIALS, HARDWARE, FARM EQUIPMENT DEALERS | | | | | | | | | |
| 52 | TOTAL | 95 | 73 | 16 486 | 16 046 | 2 116 | 44 290 | 474 | 56 |
| 521 | LUMBER AND OTHER BUILDING MATERIALS DEALERS | 40 | 34 | 10 242 | 10 138 | 1 288 | 27 942 | 299 | 21 |
| 522-524 | HEATING, PLUMBING, PAINT, ELECTRICAL STORES | 18 | 16 | 2 606 | 2 586 | 388 | 7 795 | 67 | 6 |
| 5251 | HARDWARE STORES | 33 | 19 | 2 809 | 2 493 | 307 | 6 075 | 81 | 27 |
| 5252 | FARM EQUIPMENT DEALERS | 4 | 4 | 829 | 829 | 133 | 2 478 | 27 | 2 |
| GENERAL MERCHANDISE GROUP STORES* | | | | | | | | | |
| 53 PART* | TOTAL | 62 | 54 | 15 017 | 14 835 | 1 891 | 38 604 | 867 | 46 |
| 531 | DEPARTMENT STORES | 1 | 1 | (D) | (D) | (D) | (D) | (D) | (D) |
| 533 | LIMITED PRICE VARIETY STORES | 29 | 27 | 7 741 | 7 675 | 1 296 | 27 075 | 634 | 24 |
| 539 | MISCELLANEOUS GENERAL MERCHANDISE STORES | 32 | 26 | (D) | (D) | (D) | (D) | (D) | (D) |
| FOOD STORES | | | | | | | | | |
| 54 | TOTAL | 292 | 200 | 61 859 | 58 969 | 4 461 | 84 111 | 1 209 | 277 |
| 541 | GROCERY STORES, INCLUDING DELICATESSENS | 180 | 116 | 55 545 | 53 143 | 3 671 | 66 730 | 914 | 167 |
| 542 | MEAT MARKETS, FISH (SEAFOOD) MARKETS | 31 | 27 | 2 374 | 2 204 | 185 | 3 458 | 52 | 31 |
| 543 | FRUIT STORES, VEGETABLE MARKETS | 12 | 6 | 570 | 498 | 55 | 1 793 | 19 | 11 |
| 544 | CANDY, NUT, CONFECTIONERY STORES | 23 | 13 | 596 | 440 | 51 | 1 670 | 45 | 22 |
| 545-549 | OTHER FOOD STORES | 46 | 38 | 2 774 | 2 684 | 499 | 10 460 | 179 | 46 |

Standard Notes: - Represents zero. (D) Withheld to avoid disclosure. (NA) Not available. (X) Not applicable.
 *Nonstore retailers, part of SIC major group 53, are shown separately in this table.

TABLE 5. Counties With 500 Establishments or More: 1963-Continued

| SIC code | County and kind of business | Establishments | | Sales | | Payroll, entire year (\$1,000) | Payroll, workweek ended nearest Nov. 15 (dollars) | Paid employees, workweek ended nearest Nov. 15 (number) | Active proprietors of unincorporated businesses (number) |
|--|--|----------------|-----------------------|-------------------------------------|---------------------------------------|--------------------------------|---|---|--|
| | | Total (number) | With payroll (number) | Total, all establishments (\$1,000) | Establishments with payroll (\$1,000) | | | | |
| <u>OCEAN COUNTY--CONTINUED</u> | | | | | | | | | |
| AUTOMOTIVE DEALERS | | | | | | | | | |
| SS EX.S54 | TOTAL | 107 | 79 | 33 466 | 32 980 | 2 726 | 52 174 | 560 | 63 |
| GASOLINE SERVICE STATIONS | | | | | | | | | |
| S5PT(S54) | TOTAL | 207 | 143 | 16 308 | 13 286 | 1 085 | 22 273 | 357 | 223 |
| APPAREL, ACCESSORY STORES | | | | | | | | | |
| S6 | TOTAL | 94 | 78 | 8 781 | 8 415 | 1 226 | 26 327 | 389 | 68 |
| S61,S67 | MEN'S, BOYS' APPAREL STORES, CUSTOM TAILORS | 12 | 10 | 760 | 716 | 96 | 1 965 | 21 | 7 |
| S62-3,S68 | WOMEN'S CLOTHING, SPECIALTY STORES | 33 | 29 | 2 904 | 2 826 | 434 | 10 347 | 160 | 26 |
| S62 | WOMEN'S READY-TO-WEAR STORES | 19 | 15 | 2 062 | 1 984 | 333 | 7 150 | 105 | 16 |
| S63,S68 | WOMEN'S ACCESSORY, SPECIALTY STORES, FURRIERS | 14 | 14 | 842 | 842 | 101 | 3 197 | 55 | 10 |
| S65 | FAMILY CLOTHING STORES | 24 | 20 | 3 176 | 3 068 | 453 | 9 442 | 146 | 18 |
| S66 | SHOE STORES | 14 | 12 | 1 514 | 1 418 | 193 | 3 600 | 49 | 6 |
| S64,S69 | OTHER APPAREL, ACCESSORY STORES | 11 | 7 | 427 | 387 | 50 | 973 | 13 | 11 |
| FURNITURE, HOME FURNISHINGS, EQUIPMENT STORES | | | | | | | | | |
| S7 | TOTAL | 81 | 67 | 7 064 | 6 700 | 848 | 17 987 | 195 | 57 |
| S71 | FURNITURE, HOME FURNISHINGS STORES | 44 | 32 | 4 457 | 4 131 | 571 | 12 196 | 126 | 34 |
| S72,S73 | HOUSEHOLD APPLIANCE, RADIO, TELEVISION, MUSIC STORES | 37 | 35 | 2 607 | 2 569 | 277 | 5 791 | 69 | 23 |
| EATING, DRINKING PLACES | | | | | | | | | |
| S8 | TOTAL | 482 | 390 | 23 950 | 22 790 | 4 745 | 100 482 | 2 163 | 419 |
| S812 | EATING PLACES | 378 | 298 | 16 968 | 16 258 | 3 666 | 78 023 | 1 790 | 338 |
| S813 | DRINKING PLACES (ALCOHOLIC BEVERAGES) | 104 | 92 | 6 982 | 6 532 | 1 079 | 22 459 | 373 | 81 |
| DRUG STORES, PROPRIETARY STORES | | | | | | | | | |
| S9PT(S91) | TOTAL | 47 | 45 | 6 378 | 6 298 | 888 | 17 280 | 228 | 27 |
| S91 | DRUG STORES | 47 | 45 | 6 378 | 6 298 | 888 | 17 280 | 228 | 27 |
| | PROPRIETARY STORES | - | - | - | - | - | - | - | - |
| OTHER RETAIL STORES | | | | | | | | | |
| S9 EX.S91 | TOTAL | 261 | 181 | 25 339 | 23 283 | 2 195 | 44 016 | 536 | 235 |
| S92 | LIQUOR STORES | 61 | 57 | 8 745 | 8 553 | 634 | 12 588 | 152 | 49 |
| S93 | ANTIQUe STORES, SECONDHAND STORES | 18 | 8 | 776 | 676 | 108 | 1 873 | 27 | 15 |
| S94 | BOOK, STATIONERY STORES | 9 | 7 | 458 | 450 | 72 | 1 173 | 25 | 8 |
| S95 | SPORTING GOODS STORES, BICYCLE SHOPS | 20 | 6 | 673 | 495 | 49 | 750 | 11 | 21 |
| S96 | FARM, GARDEN SUPPLY STORES, INCLUDING FEED STORES | 10 | 10 | 5 534 | 5 534 | 329 | 7 095 | 52 | 5 |
| S97 | JEWELRY STORES | 5 | 3 | 288 | 258 | 35 | 695 | 12 | 4 |
| S98 | FUEL, ICE DEALERS | 40 | 26 | 5 834 | 5 020 | 698 | 14 034 | 150 | 29 |
| S99 | OTHER STORES | 98 | 64 | 3 031 | 2 297 | 270 | 5 808 | 107 | 104 |
| NONSTORE RETAILERS* | | | | | | | | | |
| 53 PART* | TOTAL | 74 | 18 | 4 101 | 3 391 | 383 | 7 049 | 103 | 69 |
| <u>PASSAIC COUNTY</u> | | | | | | | | | |
| RETAIL TRADE, TOTAL | | | | | | | | | |
| | | 4 583 | 2 907 | 666 960 | 620 218 | 68 277 | 1 367 928 | 19 892 | 4 087 |
| LUMBER, BUILDING MATERIALS, HARDWARE, FARM EQUIPMENT DEALERS | | | | | | | | | |
| S2 | TOTAL | 169 | 123 | 21 689 | 20 577 | 2 451 | 48 310 | 547 | 113 |
| S21 | LUMBER YARDS | 17 | 15 | 5 771 | 5 731 | 636 | 11 290 | 111 | 7 |
| | BUILDING MATERIALS DEALERS | 33 | 25 | 4 801 | 4 653 | 596 | 12 925 | 151 | 18 |
| S22 | HEATING, PLUMBING EQUIPMENT DEALERS | 10 | 6 | 812 | 740 | 37 | 856 | 10 | 10 |
| S23 | PAINT, GLASS, WALLPAPER STORES | 30 | 26 | 2 629 | 2 477 | 311 | 6 379 | 74 | 18 |
| S24 | ELECTRICAL SUPPLY STORES | 7 | 7 | 1 884 | 1 884 | 199 | 4 285 | 44 | 2 |
| S251 | HARDWARE STORES | 72 | 44 | 5 792 | 5 092 | 672 | 12 575 | 157 | 58 |
| S252 | FARM EQUIPMENT DEALERS | - | - | - | - | - | - | - | - |
| GENERAL MERCHANDISE GROUP STORES* | | | | | | | | | |
| 53 PART* | TOTAL | 91 | 75 | 85 179 | 84 915 | 8 719 | 173 714 | 3 330 | 62 |
| S31 | DEPARTMENT STORES | 6 | 6 | 59 390 | 59 390 | 4 952 | 97 282 | 1 966 | - |
| S33 | LIMITED PRICE VARIETY STORES | 30 | 28 | 12 095 | 12 059 | 1 914 | 35 137 | 838 | 19 |
| S39 | GENERAL MERCHANDISE STORES | 21 | 17 | 11 953 | 11 927 | 1 604 | 34 229 | 422 | 12 |
| | DRY GOODS STORES | 20 | 14 | 1 056 | 892 | 171 | 5 336 | 78 | 16 |
| | SEWING, NEEDLEWORK STORES | 14 | 10 | 685 | 647 | 78 | 1 730 | 26 | 15 |
| FOOD STORES | | | | | | | | | |
| S4 | TOTAL | 988 | 476 | 151 312 | 133 688 | 11 889 | 236 462 | 3 474 | 983 |
| S41 | GROCERY STORES, INCLUDING DELICATESSENS | 505 | 225 | 121 288 | 111 382 | 8 704 | 169 035 | 2 396 | 489 |
| S42 | MEAT MARKETS | 116 | 62 | 9 916 | 7 662 | 714 | 15 219 | 202 | 124 |
| | FISH (SEAFOOD) MARKETS | 14 | 6 | 931 | 719 | 52 | 990 | 17 | 15 |
| S43 | FRUIT STORES, VEGETABLE MARKETS | 42 | 22 | 2 238 | 1 788 | 172 | 3 337 | 48 | 44 |
| S44 | CANDY, NUT, CONFECTIONERY STORES | 162 | 60 | 6 855 | 3 583 | 294 | 5 570 | 149 | 161 |

Standard Notes: - Represents zero. (D) Withheld to avoid disclosure. (NA) Not available. (X) Not applicable.
 *Nonstore retailers, part of SIC major group 53, are shown separately in this table.

TABLE 5. Counties With 500 Establishments or More: 1963-Continued

| SIC code | County and kind of business | Establishments | | Sales | | Payroll, entire year | Payroll, workweek ended nearest Nov. 15 | Paid employees, workweek ended nearest Nov. 15 | Active proprietors of unincorporated businesses |
|---|--|----------------|--------------|---------------------------|-----------------------------|----------------------|---|--|---|
| | | Total | With payroll | Total, all establishments | Establishments with payroll | | | | |
| | | (number) | (number) | (\$1,000) | (\$1,000) | (\$1,000) | (dollars) | (number) | (number) |
| PASSAIC COUNTY--CONTINUED | | | | | | | | | |
| FOOD STORES--CONTINUED | | | | | | | | | |
| 545 | DAIRY PRODUCTS STORES | 32 | 14 | 1 521 | 931 | 99 | 2 D13 | 31 | 28 |
| 546 | RETAIL BAKERIES | 92 | 78 | 7 157 | 6 593 | 1 735 | 38 D46 | 597 | 94 |
| 5462 | RETAIL BAKERIES; MANUFACTURING | 80 | 72 | 6 695 | 6 325 | 1 688 | 36 988 | 579 | 84 |
| 5463 | RETAIL BAKERIES; NONMANUFACTURING | 12 | 6 | 462 | 268 | 47 | 1 D58 | 18 | 1D |
| 549 | EGG AND POULTRY DEALERS | 15 | 7 | 577 | (D) | (D) | (D) | (D) | (D) |
| | OTHER | 1D | 2 | 829 | (D) | (D) | (D) | (D) | (D) |
| AUTOMOTIVE DEALERS | | | | | | | | | |
| 55 EX.554 | TOTAL | 183 | 133 | 109 478 | 107 760 | 9 350 | 175 D79 | 1 546 | 112 |
| 551 | PASSENGER CAR DEALERS; FRANCHISED | 53 | 53 | 95 370 | 95 370 | 7 912 | 146 696 | 1 230 | 13 |
| | DOMESTIC CAR DEALERS | 46 | 46 | 86 919 | 86 919 | 7 D58 | 128 338 | 1 D84 | 11 |
| | IMPORTED CAR DEALERS | 5 | 5 | (D) | (D) | (D) | (D) | (D) | (D) |
| | DOMESTIC AND IMPORTED CAR DEALERS | 2 | 2 | (D) | (D) | (D) | (D) | (D) | (D) |
| 552 | PASSENGER CAR DEALERS; NONFRANCHISED | 55 | 23 | 6 582 | 5 386 | 340 | 7 D13 | 73 | 54 |
| 553 | TIRE; BATTERY; ACCESSORY DEALERS | 61 | 51 | 6 466 | 6 158 | 1 032 | 2D 239 | 231 | 35 |
| | HOME AND AUTO SUPPLY STORES | 1 | 1 | (D) | (D) | (D) | (D) | (D) | (D) |
| 559 | MISCELLANEOUS AIRCRAFT; MARINE; AUTOMOTIVE DEALERS | 13 | 5 | (D) | (D) | (D) | (D) | (D) | (D) |
| | AIRCRAFT; BOAT; MOTORCYCLE DEALERS | 9 | 3 | 395 | 267 | 26 | 327 | 4 | 8 |
| | HOUSEHOLD TRAILER DEALERS | 3 | 1 | (D) | (D) | (D) | (D) | (D) | (D) |
| | OTHER AUTOMOTIVE DEALERS | 1 | 1 | (D) | (D) | (D) | (D) | (D) | (D) |
| GASOLINE SERVICE STATIONS | | | | | | | | | |
| 55PT(554) | TOTAL | 387 | 289 | 35 388 | 30 934 | 2 270 | 48 076 | 732 | 438 |
| APPAREL; ACCESSORY STORES | | | | | | | | | |
| 56 | TOTAL | 422 | 302 | 49 557 | 46 759 | 6 640 | 130 494 | 2 066 | 301 |
| 561,567 | MEN'S; BOYS' APPAREL STORES; CUSTOM TAILORS | 78 | 60 | 11 597 | 10 991 | 1 484 | 27 270 | 334 | 60 |
| 561 | MEN'S; BOYS' CLOTHING AND FURNISHINGS STORES | 71 | 57 | 11 341 | (D) | (D) | (D) | (D) | (D) |
| 567 | CUSTOM TAILORS | 7 | 3 | 256 | (D) | (D) | (D) | (D) | (D) |
| 562-3,568 | WOMEN'S CLOTHING; SPECIALTY STORES | 182 | 142 | 18 779 | 18 003 | 2 736 | 56 237 | 1 D09 | 131 |
| 562 | WOMEN'S READY-TO-WEAR STORES | 96 | 76 | 10 752 | 10 214 | 1 440 | 30 967 | 560 | 62 |
| 563,568 | WOMEN'S ACCESSORY; SPECIALTY STORES; FURRIERS | 86 | 66 | 8 027 | 7 789 | 1 296 | 25 270 | 449 | 69 |
| | MILLINERY STORES | 21 | 13 | 515 | 437 | 74 | 1 420 | 27 | 17 |
| 563 | CORSET; LINGERIE STORES | 20 | 12 | 830 | 730 | 77 | 1 353 | 24 | 17 |
| | HOSIERY STORES | 4 | 4 | 305 | 305 | 41 | 797 | 18 | 2 |
| | APPAREL; ACCESSORY; OTHER SPECIALTY STORES | 32 | 30 | 5 743 | 5 723 | 985 | 18 869 | 342 | 26 |
| 568 | FURRIERS; FUR SHOPS | 9 | 7 | 634 | 594 | 119 | 2 831 | 38 | 7 |
| 565 | FAMILY CLOTHING STORES | 58 | 12 | 6 667 | 5 749 | 810 | 17 252 | 273 | 52 |
| 566 | SHOE STORES | 86 | 74 | 9 883 | 9 497 | 1 327 | 23 946 | 297 | 39 |
| | MEN'S SHOE STORES | 10 | 1D | 1 107 | 1 107 | 144 | 2 657 | 29 | 2 |
| | WOMEN'S SHOE STORES | 17 | 17 | 2 928 | 2 928 | 381 | 7 092 | 88 | 4 |
| | CHILDREN'S; JUVENILES' SHOE STORES | 8 | 8 | 566 | 566 | 97 | 2 276 | 23 | 2 |
| | FAMILY SHOE STORES | 51 | 39 | 5 282 | 4 896 | 705 | 11 921 | 157 | 31 |
| 564 | CHILDREN'S; INFANTS' WEAR STORES | 18 | 14 | 2 631 | 2 519 | 283 | 5 789 | 153 | 19 |
| 569 | MISCELLANEOUS APPAREL; ACCESSORY STORES | - | - | - | - | - | - | - | - |
| FURNITURE; HOME FURNISHINGS; EQUIPMENT STORES | | | | | | | | | |
| 57 | TOTAL | 255 | 191 | 34 979 | 33 795 | 4 671 | 94 021 | 1 D44 | 186 |
| 571 | FURNITURE; HOME FURNISHINGS STORES | 174 | 136 | 23 087 | 22 295 | 3 639 | 72 083 | 767 | 123 |
| 5712 | FURNITURE STORES | 101 | 71 | 14 102 | 13 508 | 2 218 | 42 219 | 424 | 73 |
| 5713 | FLOOR COVERING STORES | 29 | 29 | 5 639 | 5 639 | 847 | 17 218 | 174 | 15 |
| 5714 | DRAPERY; CURTAIN; UPHOLSTERY STORES | 25 | 21 | 2 D29 | 1 935 | 368 | 8 405 | 118 | 19 |
| 5715 | CHINA; GLASSWARE; METALWARE STORES | 5 | 5 | 466 | 466 | 99 | 2 094 | 23 | 3 |
| 5719 | MISCELLANEOUS HOME FURNISHINGS STORES | 14 | 10 | 851 | 747 | 107 | 2 147 | 28 | 13 |
| 572 | HOUSEHOLD APPLIANCE STORES | 35 | 27 | 7 019 | 6 961 | 730 | 15 486 | 205 | 22 |
| 5732 | RADIO; TELEVISION STORES | 16 | 16 | 3 136 | 3 136 | 169 | 3 528 | 39 | 13 |
| 5733 | MUSIC STORES | 30 | 12 | 1 737 | 1 403 | 133 | 2 924 | 33 | 28 |
| | RECORD SHOPS | 17 | 5 | 758 | 458 | 40 | 756 | 1D | 20 |
| | MUSICAL INSTRUMENT STORES | 13 | 7 | 979 | 945 | 93 | 2 168 | 23 | 8 |
| EATING; DRINKING PLACES | | | | | | | | | |
| 58 | TOTAL | 1 019 | 731 | 53 130 | 47 616 | 10 305 | 218 388 | 4 039 | 926 |
| 5812 | EATING PLACES | 495 | 391 | 34 888 | 33 414 | 8 156 | 171 989 | 3 237 | 414 |
| | RESTAURANTS; LUNCHROOMS | 302 | 266 | 24 224 | 23 654 | 5 935 | 126 209 | 2 354 | 255 |
| | CAFETERIAS | 16 | 16 | 1 123 | 1 123 | 325 | 6 711 | 116 | 5 |
| | REFRESHMENT PLACES | 140 | 78 | 5 973 | 5 119 | 944 | 18 623 | 37D | 133 |
| | CATERERS | 37 | 31 | 3 568 | 3 518 | 952 | 20 446 | 397 | 21 |
| 5813 | DRINKING PLACES (ALCOHOLIC BEVERAGES) | 524 | 340 | 18 242 | 14 202 | 2 149 | 46 399 | 802 | 512 |
| DRUG STORES; PROPRIETARY STORES | | | | | | | | | |
| 59PT(591) | TOTAL | 136 | 126 | 17 095 | 16 781 | 2 378 | 46 367 | 666 | 94 |
| 591 | DRUG STORES | 131 | 123 | 16 489 | (D) | (D) | (D) | (D) | (D) |
| | PROPRIETARY STORES | 5 | 3 | 606 | (D) | (D) | (D) | (D) | (D) |
| OTHER RETAIL STORES | | | | | | | | | |
| 59 EX.591 | TOTAL | 672 | 404 | 54 377 | 46 647 | 5 437 | 106 114 | 1 333 | 627 |
| 592 | LIQUOR STORES | 167 | 111 | 14 567 | 11 773 | 839 | 16 591 | 233 | 143 |
| 593 | ANTIQUE STORES; SECONDHAND STORES | 45 | 19 | 1 894 | 1 510 | 256 | 4 629 | 62 | 46 |
| 5932 | ANTIQUE STORES | 7 | 1 | 1D3 | (D) | (D) | (D) | (D) | (D) |
| 5933 | SECONDHAND STORES | 38 | 18 | 1 791 | (D) | (D) | (D) | (D) | (D) |
| 594 | BOOK; STATIONERY STORES | 30 | 16 | 2 216 | 1 542 | 224 | 5 816 | 57 | 32 |
| 5942 | BOOK STORES | 6 | 2 | 395 | (D) | (D) | (D) | (D) | (D) |
| 5943 | STATIONERY STORES | 24 | 14 | 1 821 | (D) | (D) | (D) | (D) | (D) |

Standard Notes: - Represents zero. (D) Withheld to avoid disclosure. (NA) Not available. (X) Not applicable.
 *Nonstore retailers, part of SIC major group 53, are shown separately in this table.

TABLE 5. Counties With 500 Establishments or More: 1963-Continued

| SIC code | County and kind of business | Establishments | | Sales | | Payroll, entire year (\$1,000) | Payroll, workweek ended nearest Nov. 15 (dollars) | Paid employees, workweek ended nearest Nov. 15 (number) | Active proprietors of unincorporated businesses (number) |
|--|--|----------------|--------------|---------------------------|-----------------------------|--------------------------------|---|---|--|
| | | Total | With payroll | Total, all establishments | Establishments with payroll | | | | |
| | | (number) | (number) | (\$1,000) | (\$1,000) | | | | |
| PASSAIC COUNTY--CONTINUED | | | | | | | | | |
| OTHER RETAIL STORES--CONTINUED | | | | | | | | | |
| S95 | SPORTING GOODS STORES; BICYCLE SHOPS | 30 | 16 | 1 430 | 1 222 | 126 | 3 051 | 47 | 32 |
| S952 | SPORTING GOODS STORES | 26 | 14 | 1 198 | (D) | (D) | (D) | (D) | (D) |
| S953 | BICYCLE SHOPS | 4 | 2 | 232 | (D) | (D) | (D) | (D) | (D) |
| S962 | HAY, GRAIN, FEED STORES | 7 | 7 | 892 | (D) | 64 | 1 265 | 16 | 5 |
| S969 | OTHER FARM SUPPLY STORES | 1 | 1 | (D) | (D) | (D) | (D) | (D) | (D) |
| | GARDEN SUPPLY STORES | 7 | 3 | 349 | (D) | 43 | 928 | 11 | 7 |
| S97 | JEWELRY STORES | 55 | 41 | 4 160 | 3 908 | 534 | 9 715 | 118 | 47 |
| S98 | FUEL, ICE DEALERS | 98 | 64 | 16 129 | 15 429 | 2 100 | 38 734 | 400 | 75 |
| S982 | COAL AND WOOD DEALERS | 20 | 14 | 2 875 | 2 785 | 383 | 7 269 | 90 | 17 |
| | ICE DEALERS | 3 | 1 | (D) | (D) | (D) | (D) | (D) | (D) |
| S983 | FUEL OIL DEALERS | 72 | 46 | 12 691 | 12 093 | 1 592 | 28 454 | 282 | 55 |
| S984 | BOTTLED GAS DEALERS | 3 | 3 | (D) | (D) | (D) | (D) | (D) | (D) |
| S992 | FLORISTS | 53 | 23 | 1 600 | 1 058 | 192 | 3 426 | 47 | 62 |
| S993 | CIGAR STORES; STANDS | 18 | 12 | 1 217 | 1 009 | 61 | 1 570 | 31 | 21 |
| S994 | NEWS DEALERS; NEWSSTANDS | 12 | 2 | 880 | (D) | (D) | (D) | (D) | (D) |
| S996 | CAMERA, PHOTOGRAPHIC SUPPLY STORES | 12 | 12 | 972 | 972 | 99 | 1 706 | 22 | 7 |
| S997 | GIFT, NOVELTY, SOUVENIR SHOPS | 30 | 14 | 1 340 | 964 | 73 | 1 861 | 46 | 29 |
| S998 | OPTICAL GOODS STORES | 36 | 24 | 1 068 | 868 | 197 | 3 868 | 48 | 42 |
| S999 | TYPEWRITER STORES | 2 | 2 | (D) | (D) | (D) | (D) | (D) | (D) |
| | LUGGAGE, LEATHER GOODS STORES | 3 | 3 | 1 189 | (D) | (D) | (D) | (D) | (D) |
| | Hobby, Toy, Game Shops | 8 | 8 | 1 236 | 1 212 | 73 | 1 947 | 38 | 6 |
| | RELIGIOUS GOODS STORES | 1 | 1 | (D) | (D) | (D) | (D) | (D) | (D) |
| | PET SHOPS | 10 | 4 | 356 | 248 | 39 | 950 | 12 | 9 |
| | OTHER | 45 | 21 | 2 974 | 2 254 | 319 | 6 207 | 90 | 45 |
| NONSTORE RETAILERS* | | | | | | | | | |
| 53 PART* | TOTAL | 261 | 57 | 54 776 | 50 746 | 4 167 | 90 903 | 1 115 | 245 |
| S32 | MAIL-ORDER HOUSES | 11 | 11 | (D) | (D) | (D) | (D) | (D) | (D) |
| S34 | MERCHANDISE VENDING MACHINE OPERATORS | 19 | 9 | (D) | (D) | (D) | (D) | (D) | (D) |
| S35 | DIRECT SELLING (HOUSE-TO-HOUSE) ORGANIZATIONS | 231 | 37 | 6 756 | 2 912 | 488 | 10 389 | 112 | 219 |
| SALEM COUNTY | | | | | | | | | |
| RETAIL TRADE, TOTAL | | | | | | | | | |
| | | 591 | 393 | 74 046 | 68 702 | 6 722 | 138 043 | 2 126 | 574 |
| LUMBER, BUILDING MATERIALS, HARDWARE, FARM EQUIPMENT DEALERS | | | | | | | | | |
| 52 | TOTAL | 26 | 26 | 3 475 | 3 471 | 385 | 7 427 | 93 | 19 |
| S21 | LUMBER AND OTHER BUILDING MATERIALS DEALERS | 8 | 8 | 1 723 | 1 723 | 188 | 3 660 | 44 | 5 |
| S22-524 | HEATING, PLUMBING, PAINT, ELECTRICAL STORES | 5 | 5 | 204 | 204 | 30 | 745 | 11 | 5 |
| S251 | HARDWARE STORES | 6 | 6 | 428 | 424 | 44 | 772 | 11 | 4 |
| S252 | FARM EQUIPMENT DEALERS | 7 | 7 | 1 120 | 1 120 | 123 | 2 250 | 27 | 5 |
| GENERAL MERCHANDISE GROUP STORES* | | | | | | | | | |
| 53 PART* | TOTAL | 13 | 11 | 1 801 | 1 737 | 273 | 5 644 | 131 | 8 |
| S31 | DEPARTMENT STORES | - | - | - | - | - | - | - | - |
| S33 | LIMITED PRICE VARIETY STORES | 7 | 7 | 1 576 | 1 576 | 258 | 5 176 | 123 | 2 |
| S39 | MISCELLANEOUS GENERAL MERCHANDISE STORES | 6 | 4 | 225 | 161 | 15 | 468 | 8 | 6 |
| FOOD STORES | | | | | | | | | |
| S4 | TOTAL | 114 | 62 | 18 645 | 17 137 | 1 305 | 25 571 | 343 | 114 |
| S41 | GROCERY STORES, INCLUDING DELICATESSENS | 93 | 51 | 17 986 | 16 636 | 1 249 | 24 443 | 321 | 89 |
| S42 | MEAT MARKETS, FISH (SEAFOOD) MARKETS | 6 | 4 | 356 | 314 | 27 | 551 | 9 | 7 |
| S43 | FRUIT STORES, VEGETABLE MARKETS | 2 | - | 24 | (D) | (D) | (D) | (D) | (D) |
| S44 | CANDY, NUT, CONFECTIONERY STORES | 5 | 1 | 79 | (D) | (D) | (D) | (D) | (D) |
| S45-549 | OTHER FOOD STORES | 8 | 6 | 200 | (D) | (D) | (D) | (D) | (D) |
| AUTOMOTIVE DEALERS | | | | | | | | | |
| S5 EX.S54 | TOTAL | 42 | 36 | 17 265 | 16 837 | 1 317 | 29 267 | 287 | 39 |
| GASLINE SERVICE STATIONS | | | | | | | | | |
| S5PT(554) | TOTAL | 74 | 44 | 5 988 | 4 766 | 567 | 10 860 | 157 | 74 |
| APPAREL, ACCESSORY STORES | | | | | | | | | |
| 56 | TOTAL | 38 | 28 | 2 663 | 2 285 | 234 | 4 448 | 88 | 39 |
| S61,S67 | MEN'S, BOYS' APPAREL STORES, CUSTOM TAILORS | 9 | 5 | 530 | 310 | 33 | 608 | 10 | 8 |
| S62-3,S68 | WOMEN'S CLOTHING, SPECIALTY STORES | 15 | 11 | 938 | 848 | 83 | 1 449 | 32 | 17 |
| S62 | MEN'S READY-TO-WEAR STORES | 10 | 8 | 741 | (D) | (D) | (D) | (D) | (D) |
| S63,S68 | WOMEN'S ACCESSORY, SPECIALTY STORES, FURRIERS | 5 | 3 | 197 | (D) | (D) | (D) | (D) | (D) |
| S65 | FAMILY CLOTHING STORES | 5 | 5 | (D) | (D) | (D) | (D) | (D) | (D) |
| S66 | SHOE STORES | 7 | 5 | 415 | 367 | 43 | 1 054 | 17 | 8 |
| S64,S69 | OTHER APPAREL, ACCESSORY STORES | 2 | 2 | (D) | (D) | (D) | (D) | (D) | (D) |
| FURNITURE, HOME FURNISHINGS, EQUIPMENT STORES | | | | | | | | | |
| 57 | TOTAL | 40 | 28 | 3 714 | 3 592 | 473 | 10 013 | 128 | 35 |
| S71 | FURNITURE, HOME FURNISHINGS STORES | 33 | 21 | 2 858 | 2 736 | 371 | 7 054 | 89 | 30 |
| S72,S73 | HOUSEHOLD APPLIANCE, RADIO, TELEVISION, MUSIC STORES | 7 | 7 | 856 | 856 | 102 | 2 959 | 39 | 5 |

Standard Notes: - Represents zero. (D) Withheld to avoid disclosure. (NA) Not available. (X) Not applicable.
 *Nonstore retailers, part of SIC major group 53, are shown separately in this table.

TABLE 5. Counties With 500 Establishments or More: 1963--Continued

| SIC code | County and kind of business | Establishments | | Sales | | Payroll, entire year (\$1,000) | Payroll, workweek ended nearest Nov. 15 (dollars) | Paid employees, workweek ended nearest Nov. 15 (number) | Active proprietors of unincorporated businesses (number) |
|---|--|----------------|-----------------------|-------------------------------------|---------------------------------------|--------------------------------|---|---|--|
| | | Total (number) | With payroll (number) | Total, all establishments (\$1,000) | Establishments with payroll (\$1,000) | | | | |
| <u>SALEM COUNTY--CONTINUED</u> | | | | | | | | | |
| EATING, DRINKING PLACES | | | | | | | | | |
| 58 | TOTAL | 89 | 73 | 4 640 | 4 314 | 844 | 18 458 | 466 | 93 |
| 5812 | EATING PLACES | 57 | 49 | 3 276 | 3 144 | 677 | 15 117 | 382 | 59 |
| 5813 | DRINKING PLACES (ALCOHOLIC BEVERAGES) | 32 | 24 | 1 364 | 1 170 | 167 | 3 341 | 84 | 34 |
| DRUG STORES, PROPRIETARY STORES | | | | | | | | | |
| 59PT(591) | TOTAL | 11 | 11 | 1 609 | 1 609 | 205 | 3 837 | 77 | 9 |
| 591 | DRUG STORES | 11 | 11 | 1 609 | 1 609 | 205 | 3 837 | 77 | 9 |
| | PROPRIETARY STORES | - | - | - | - | - | - | - | - |
| OTHER RETAIL STORES | | | | | | | | | |
| 59 EX.591 | TOTAL | 124 | 68 | 12 168 | 11 180 | 956 | 19 323 | 301 | 125 |
| 592 | LIQUOR STORES | 15 | 13 | 1 681 | 1 453 | 108 | 2 274 | 53 | 17 |
| 593 | ANTIQUA STORES, SECONDHANO STORES | 7 | 3 | 89 | 81 | 12 | 252 | 5 | 8 |
| 594 | BOOK, STATIONERY STORES | 3 | 1 | 100 | (0) | (0) | (0) | (0) | (0) |
| 595 | SPORTING GOODS STORES, BICYCLE SHOPS | 8 | - | 102 | 8 | 1 | 41 | 1 | 8 |
| 596 | FARM, GARDEN SUPPLY STORES, INCLUDING FEEO STORES | 13 | 11 | 5 991 | 5 935 | 443 | 8 866 | 110 | 5 |
| 597 | JEWELRY STORES | 12 | 6 | 327 | 305 | 40 | 700 | 10 | 13 |
| 598 | FUEL, ICE DEALERS | 27 | 15 | 2 551 | 2 365 | 218 | 4 703 | 65 | 29 |
| 599 | OTHER STORES | 39 | 19 | 1 327 | (0) | (0) | (0) | (0) | (0) |
| NONSTORE RETAILERS* | | | | | | | | | |
| 53 PART* | TOTAL | 20 | 6 | 2 078 | 1 774 | 163 | 3 195 | 55 | 19 |
| <u>SOMERSET COUNTY</u> | | | | | | | | | |
| RETAIL TRADE, TOTAL | | | | | | | | | |
| | | 1 258 | 874 | 212 131 | 201 015 | 22 187 | 442 968 | 6 363 | 1 089 |
| LUMBER, BUILDING MATERIALS, HARWARE, FARM EQUIPMENT DEALERS | | | | | | | | | |
| 52 | TOTAL | 53 | 49 | 12 800 | 12 742 | 1 588 | 30 283 | 315 | 37 |
| 521 | LUMBER AND OTHER BUILDING MATERIALS DEALERS | 22 | 18 | 7 139 | 7 103 | 837 | 15 470 | 141 | 12 |
| 522-524 | HEATING, PLUMBING, PAINT, ELECTRICAL STORES | 9 | 9 | 1 228 | 1 228 | 185 | 3 409 | 39 | 7 |
| 5251 | HARWARE STORES | 15 | 15 | 2 283 | 2 261 | 247 | 4 854 | 66 | 13 |
| 5252 | FARM EQUIPMENT DEALERS | 7 | 7 | 2 150 | 2 150 | 319 | 6 550 | 69 | 5 |
| GENERAL MERCHANOISE GROUP STORES* | | | | | | | | | |
| 53 PART* | TOTAL | 26 | 22 | 27 299 | 27 209 | 2 623 | 53 900 | 891 | 19 |
| 531 | DEPARTMENT STORES | 2 | 2 | (0) | (0) | (0) | (0) | (0) | (0) |
| 533 | LIMITED PRICE VARIETY STORES | 10 | 10 | 3 214 | 3 214 | 486 | 8 922 | 207 | 4 |
| 539 | MISCELLANEOUS GENERAL MERCHANOISE STORES | 14 | 10 | (0) | (0) | (0) | (0) | (0) | (0) |
| FOOD STORES | | | | | | | | | |
| 54 | TOTAL | 204 | 130 | 60 602 | 58 582 | 4 731 | 92 234 | 1 280 | 182 |
| 541 | GROCERY STORES, INCLUDING DELICATESSENS | 119 | 73 | 54 557 | 53 225 | 4 127 | 78 479 | 1 033 | 104 |
| 542 | MEAT MARKETS, FISH (SEAFOOD) MARKETS | 22 | 16 | 2 579 | 2 371 | 160 | 3 637 | 50 | 24 |
| 543 | FRUIT STORES, VEGETABLE MARKETS | 3 | 1 | 69 | (0) | (0) | (0) | (0) | (0) |
| 544 | CANDY, NUT, CONFECTIONERY STORES | 33 | 19 | 1 760 | 1 412 | 138 | 2 463 | 65 | 27 |
| 545-549 | OTHER FOOD STORES | 27 | 21 | 1 637 | (0) | (0) | (0) | (0) | (0) |
| AUTOMOTIVE DEALERS | | | | | | | | | |
| 55 EX.554 | TOTAL | 71 | 59 | 34 087 | 33 711 | 3 052 | 63 015 | 616 | 46 |
| GASOLINE SERVICE STATIONS | | | | | | | | | |
| 55PT(554) | TOTAL | 148 | 104 | 13 233 | 11 241 | 1 007 | 21 530 | 325 | 152 |
| APPAREL, ACCESSORY STORES | | | | | | | | | |
| 56 | TOTAL | 101 | 71 | 10 301 | 9 521 | 1 220 | 23 591 | 362 | 82 |
| 561,567 | MEN'S, BOYS' APPAREL STORES, CUSTOM TAILORS | 21 | 15 | 2 240 | 1 988 | 244 | 4 777 | 59 | 18 |
| 562-3,568 | WOMEN'S CLOTHING, SPECIALTY STORES | 34 | 26 | 3 239 | 3 167 | 406 | 7 740 | 137 | 27 |
| 562 | WOMEN'S READY-TO-WEAR STORES | 19 | 15 | 1 982 | 1 936 | 284 | 5 219 | 93 | 14 |
| 563,568 | WOMEN'S ACCESSORY, SPECIALTY STORES, FURRIERS | 15 | 11 | 1 257 | 1 231 | 122 | 2 521 | 44 | 13 |
| 565 | FAMILY CLOTHING STORES | 12 | 6 | 1 786 | 1 664 | 254 | 5 159 | 72 | 10 |
| 566 | SHOE STORES | 24 | 16 | 2 301 | 1 993 | 227 | 4 260 | 66 | 18 |
| 564,569 | OTHER APPAREL, ACCESSORY STORES | 10 | 8 | 735 | 709 | 89 | 1 655 | 28 | 9 |
| FURNITURE, HOME FURNISHINGS, EQUIPMENT STORES | | | | | | | | | |
| 57 | TOTAL | 74 | 56 | 8 341 | 7 749 | 1 091 | 21 364 | 259 | 55 |
| 571 | FURNITURE, HOME FURNISHINGS STORES | 49 | 39 | 5 601 | 5 229 | 763 | 15 072 | 182 | 35 |
| 572,573 | HOUSEHOLD APPLIANCE, RADIO, TELEVISION, MUSIC STORES | 25 | 17 | 2 740 | 2 520 | 328 | 6 292 | 77 | 20 |
| EATING, DRINKING PLACES | | | | | | | | | |
| 58 | TOTAL | 250 | 208 | 18 672 | 17 564 | 4 082 | 82 222 | 1 565 | 213 |
| 5812 | EATING PLACES | 140 | 120 | 13 294 | 12 822 | 3 325 | 67 742 | 1 341 | 117 |
| 5813 | DRINKING PLACES (ALCOHOLIC BEVERAGES) | 110 | 88 | 5 378 | 4 742 | 757 | 14 480 | 224 | 96 |

Standard Notes: - Represents zero. (D) Withheld to avoid disclosure. (NA) Not available. (X) Not applicable.
 *Nonstore retailers, part of SIC major group 53, are shown separately in this table.

TABLE 5. Counties With 500 Establishments or More: 1963-Continued

| SIC code | County and kind of business | Establishments | | Sales | | Payroll, entire year (\$1,000) | Payroll, workweek ended nearest Nov. 15 (dollars) | Paid employees, workweek ended nearest Nov. 15 (number) | Active proprietors of unincorporated businesses (number) |
|--|--|----------------|-----------------------|-------------------------------------|---------------------------------------|--------------------------------|---|---|--|
| | | Total (number) | With payroll (number) | Total, all establishments (\$1,000) | Establishments with payroll (\$1,000) | | | | |
| SOMERSET COUNTY--CONTINUED | | | | | | | | | |
| DRUG STORES, PROPRIETARY STORES | | | | | | | | | |
| 59PT(591) | TOTAL | 33 | 33 | 6 957 | 6 889 | 836 | 17 615 | 269 | 23 |
| 591 (| DRUG STORES | 31 | 31 | (0) | (0) | (0) | (0) | (0) | (0) |
| (| PROPRIETARY STORES | 2 | 2 | (0) | (0) | (0) | (0) | (0) | (0) |
| OTHER RETAIL STORES | | | | | | | | | |
| 59 EX.591 | TOTAL | 216 | 122 | 16 421 | 13 639 | 1 607 | 30 474 | 398 | 206 |
| 592 | LIQUOR STORES | 41 | 29 | 4 238 | 3 422 | 264 | 5 035 | 74 | 34 |
| 593 | ANTIQUE STORES; SECONOHANO STORES | 23 | 1 | 258 | (0) | (0) | (0) | (0) | (0) |
| 594 | BOOK; STATIONERY STORES | 7 | 7 | 651 | 651 | 59 | 1 172 | 24 | 8 |
| 595 | SPORTING GOODS STORES; BICYCLE SHOPS | 15 | 7 | 661 | 577 | 54 | 1 134 | 17 | 14 |
| 596 | FARM; GARDEN SUPPLY STORES; INCLUDING FEEO STORES | 14 | 12 | 2 131 | 2 107 | 181 | 3 319 | 43 | 10 |
| 597 | JEWELRY STORES | 14 | 8 | 888 | 686 | 105 | 2 038 | 20 | 18 |
| 598 | FUEL; ICE DEALERS | 28 | 20 | 4 440 | 3 748 | 598 | 11 145 | 110 | 23 |
| 599 | OTHER STORES | 74 | 38 | 3 154 | (0) | (0) | (0) | (0) | (0) |
| NONSTORE RETAILERS* | | | | | | | | | |
| 53 PART* | TOTAL | 82 | 20 | 3 418 | 2 168 | 350 | 6 740 | 83 | 74 |
| SUSSEX COUNTY | | | | | | | | | |
| RETAIL TRADE, TOTAL | | | | | | | | | |
| | TOTAL | 641 | 435 | 74 925 | 69 885 | 7 525 | 148 995 | 2 169 | 545 |
| LUMBER; BUILDING MATERIALS; HAROWARE; FARM EQUIPMENT DEALERS | | | | | | | | | |
| 52 | TOTAL | 42 | 34 | 6 611 | 6 515 | 772 | 14 386 | 160 | 21 |
| 521 | LUMBER AND OTHER BUILDING MATERIALS DEALERS | 19 | 17 | 4 906 | 4 890 | 549 | 10 277 | 101 | 8 |
| 522-524 | HEATING; PLUMBING; PAINT; ELECTRICAL STORES | 8 | 4 | 351 | 311 | 42 | 853 | 10 | 5 |
| 5251 | HAROWARE STORES | 10 | 8 | 595 | 555 | 61 | 1 258 | 24 | 8 |
| 5252 | FARM EQUIPMENT DEALERS | 5 | 5 | 759 | 759 | 120 | 1 998 | 25 | - |
| GENERAL MERCHANOISE GROUP STORES* | | | | | | | | | |
| 53 PART* | TOTAL | 24 | 18 | 6 049 | 5 721 | 856 | 16 433 | 298 | 20 |
| 531 | DEPARTMENT STORES | - | - | - | - | - | - | - | - |
| 533 | LIMITED PRICE VARIETY STORES | 6 | 6 | (0) | (0) | (0) | (0) | (0) | (0) |
| 539 | MISCELLANEOUS GENERAL MERCHANOISE STORES | 18 | 12 | (0) | (0) | (0) | (0) | (0) | (0) |
| FOOD STORES | | | | | | | | | |
| 54 | TOTAL | 81 | 53 | 20 010 | 19 054 | 1 399 | 27 369 | 358 | 71 |
| 541 | GROCERY STORES; INCLUDING DELICATESSENS | 47 | 31 | 18 094 | 17 428 | 1 184 | 23 553 | 298 | 43 |
| 542 | MEAT MARKETS; FISH (SEAFOOD) MARKETS | 4 | 4 | 497 | 497 | 81 | 1 294 | 16 | 5 |
| 543 | FRUIT STORES; VEGETABLE MARKETS | 5 | 1 | 117 | (0) | (0) | (0) | (0) | (0) |
| 544 | CANDY; NUT; CONFECTIONERY STORES | 12 | 8 | 386 | 308 | 16 | 287 | 11 | 7 |
| 545-549 | OTHER FOOD STORES | 13 | 9 | 916 | (0) | (0) | (0) | (0) | (0) |
| AUTOMOTIVE DEALERS | | | | | | | | | |
| 55 EX.554 | TOTAL | 32 | 26 | 13 094 | 13 008 | 1 302 | 24 262 | 256 | 14 |
| GASOLINE SERVICE STATIONS | | | | | | | | | |
| 55PT(554) | TOTAL | 82 | 56 | 5 668 | 4 450 | 316 | 6 759 | 97 | 83 |
| APPAREL; ACCESSORY STORES | | | | | | | | | |
| 56 | TOTAL | 31 | 29 | 2 087 | 2 079 | 233 | 4 783 | 89 | 28 |
| 561.567 | MEN'S; BOYS' APPAREL STORES; CUSTOM TAILORS | 7 | 7 | 422 | 422 | 40 | 828 | 12 | 6 |
| 562-3.568 | WOMEN'S CLOTHING; SPECIALTY STORES | 12 | 10 | 820 | 812 | 105 | 2 173 | 49 | 11 |
| 562 | WOMEN'S READY-TO-WEAR STORES | 8 | 6 | 498 | 490 | 85 | 1 812 | 38 | 7 |
| 563.568 | WOMEN'S ACCESSORY; SPECIALTY STORES; FURRIERS | 4 | 4 | 322 | 322 | 20 | 361 | 11 | 4 |
| 565 | FAMILY CLOTHING STORES | 5 | 5 | (0) | (0) | (0) | (0) | (0) | (0) |
| 566 | SHOE STORES | 6 | 6 | 371 | 371 | 50 | 997 | 16 | 4 |
| 564.569 | OTHER APPAREL; ACCESSORY STORES | 1 | 1 | (0) | (0) | (0) | (0) | (0) | (0) |
| FURNITURE; HOME FURNISHINGS; EQUIPMENT STORES | | | | | | | | | |
| 57 | TOTAL | 31 | 19 | 2 276 | 1 960 | 321 | 6 709 | 65 | 29 |
| 571 | FURNITURE; HOME FURNISHINGS STORES | 19 | 11 | 1 454 | 1 336 | 210 | 4 360 | 39 | 18 |
| 572.573 | HOUSEHOLD APPLIANCE; RADIO; TELEVISION; MUSIC STORES | 12 | 8 | 822 | 624 | 111 | 2 349 | 26 | 11 |
| EATING; DRINKING PLACES | | | | | | | | | |
| 58 | TOTAL | 167 | 121 | 6 924 | 6 074 | 1 200 | 25 971 | 581 | 147 |
| 5812 | EATING PLACES | 100 | 76 | 4 766 | 4 384 | 946 | 20 771 | 482 | 88 |
| 5813 | DRINKING PLACES (ALCOHOLIC BEVERAGES) | 67 | 45 | 2 158 | 1 690 | 254 | 5 200 | 99 | 59 |
| DRUG STORES; PROPRIETARY STORES | | | | | | | | | |
| 59PT(591) | TOTAL | 13 | 13 | 1 747 | 1 747 | 202 | 3 814 | 52 | 9 |
| 591 (| DRUG STORES | 12 | 12 | (0) | (0) | (0) | (0) | (0) | (0) |
| (| PROPRIETARY STORES | 1 | 1 | (0) | (0) | (0) | (0) | (0) | (0) |

Standard Notes: - Represents zero. (D) Withheld to avoid disclosure. (NA) Not available. (X) Not applicable.
 *Nonstore retailers, part of SIC major group 53, are shown separately in this table.

TABLE 5. Counties With 500 Establishments or More: 1963-Continued

| SIC code | County and kind of business | Establishments | | Sales | | Payroll, entire year (\$1,000) | Payroll, workweek ended nearest Nov. 15 (dollars) | Paid employees, workweek ended nearest Nov. 15 (number) | Active proprietors of unincorporated businesses (number) |
|---|--|----------------|-----------------------|-------------------------------------|---------------------------------------|--------------------------------|---|---|--|
| | | Total (number) | With payroll (number) | Total, all establishments (\$1,000) | Establishments with payroll (\$1,000) | | | | |
| SUSSEX COUNTY--CONTINUED | | | | | | | | | |
| OTHER RETAIL STORES | | | | | | | | | |
| 59 EX. 591 | TOTAL | 110 | 56 | 9 591 | 8 577 | 862 | 17 330 | 195 | 97 |
| 592 | LIQUOR STORES | 28 | 14 | 1 543 | 1 149 | 93 | 1 837 | 23 | 20 |
| 593 | ANTIQUE STORES, SECONDHAND STORES | 8 | - | 90 | - | - | - | - | 10 |
| 594 | BOOK, STATIONERY STORES | 1 | 1 | (D) | (D) | (D) | (D) | (D) | (D) |
| 595 | SPORTING GOODS STORES, BICYCLE SHOPS | 8 | 2 | 98 | (D) | (D) | (D) | (D) | (D) |
| 596 | FARM, GARDEN SUPPLY STORES, INCLUDING FEED STORES | 14 | 14 | 4 226 | 4 226 | 265 | 5 904 | 67 | 7 |
| 597 | JEWELRY STORES | 5 | 3 | 249 | 131 | 18 | 358 | 5 | 9 |
| 598 | FUEL, ICE DEALERS | 18 | 14 | 2 606 | 2 504 | 436 | 8 366 | 83 | 9 |
| 599 | OTHER STORES | 28 | 8 | (D) | (D) | (D) | (D) | (D) | (D) |
| NONSTORE RETAILERS* | | | | | | | | | |
| 53 PART* | TOTAL | 28 | 10 | 868 | 700 | 62 | 1 179 | 18 | 26 |
| UNION COUNTY | | | | | | | | | |
| RETAIL TRADE, TOTAL | | | | | | | | | |
| | | 4 873 | 3 417 | 787 629 | 746 395 | 88 645 | 1 823 803 | 25 514 | 3 994 |
| LUMBER, BUILDING MATERIALS, HARDWARE, FARM EQUIPMENT DEALERS | | | | | | | | | |
| 52 | TOTAL | 205 | 153 | 40 871 | 39 797 | 5 257 | 102 702 | 987 | 117 |
| 521 | LUMBER YARDS | 26 | 26 | 16 104 | 16 104 | 2 283 | 43 167 | 416 | 4 |
| | BUILDING MATERIALS DEALERS | 31 | 27 | 5 701 | 5 665 | 728 | 16 520 | 133 | 10 |
| 522 | HEATING, PLUMBING EQUIPMENT DEALERS | 8 | 6 | (D) | (D) | (D) | (D) | (D) | (D) |
| 523 | PAINT, GLASS, WALLPAPER STORES | 41 | 35 | 3 965 | 3 813 | 567 | 11 271 | 119 | 24 |
| 524 | ELECTRICAL SUPPLY STORES | 15 | 11 | 5 229 | 5 185 | 457 | 7 565 | 85 | 8 |
| 5251 | HARDWARE STORES | 81 | 45 | 5 970 | 5 146 | 666 | 14 221 | 132 | 64 |
| 5252 | FARM EQUIPMENT DEALERS | 3 | 3 | (D) | (D) | (D) | (D) | (D) | (D) |
| GENERAL MERCHANDISE GROUP STORES* | | | | | | | | | |
| 53 PART* | TOTAL | 119 | 89 | 184 339 | 183 907 | 110 477 | 207 611 | 14 113 | 77 |
| 531 | DEPARTMENT STORES | 8 | 8 | 59 869 | 59 869 | 6 907 | 138 882 | 2 624 | - |
| 533 | LIMITED PRICE VARIETY STORES | 41 | 33 | 14 090 | 13 988 | 2 264 | 41 447 | 1 090 | 21 |
| 539 | GENERAL MERCHANDISE STORES | 40 | 26 | 8 618 | 8 364 | 1 113 | 22 967 | 321 | 28 |
| | DRY GOODS STORES | 20 | 16 | 1 375 | 1 313 | 166 | 3 689 | 59 | 14 |
| | SEWING, NEEDLEWORK STORES | 10 | 6 | 387 | 373 | 27 | 626 | 19 | 14 |
| FOOD STORES | | | | | | | | | |
| 54 | TOTAL | 853 | 487 | 184 743 | 171 773 | 15 311 | 311 718 | 4 413 | 752 |
| 541 | GROCERY STORES, INCLUDING DELICATESSENS | 400 | 232 | 155 885 | 149 441 | 11 879 | 238 944 | 3 188 | 318 |
| 542 | MEAT MARKETS | 101 | 61 | 10 059 | 8 173 | 873 | 17 867 | 197 | 106 |
| | FISH (SEAFOOD) MARKETS | 24 | 10 | 1 214 | 908 | 75 | 1 206 | 19 | 24 |
| 543 | FRUIT STORES, VEGETABLE MARKETS | 48 | 10 | 1 659 | 801 | 59 | 1 559 | 28 | 50 |
| 544 | CANDY, NUT, CONFECTIONERY STORES | 153 | 73 | 6 740 | 3 958 | 344 | 6 389 | 177 | 141 |
| 545 | DAIRY PRODUCTS STORES | 19 | 11 | 757 | 499 | 79 | 1 556 | 30 | 16 |
| 546 | RETAIL BAKERIES | 83 | 79 | 7 162 | 7 096 | 1 925 | 42 505 | 745 | 74 |
| 5462 | RETAIL BAKERIES, MANUFACTURING | 76 | 74 | 6 457 | 6 413 | 1 770 | 39 247 | 667 | 67 |
| 5463 | RETAIL BAKERIES, NONMANUFACTURING | 7 | 5 | 705 | 683 | 155 | 3 258 | 78 | 7 |
| 549 | EGG AND POULTRY DEALERS | 14 | 6 | 773 | 625 | 42 | 1 011 | 17 | 14 |
| | OTHER | 11 | 5 | 494 | 272 | 35 | 681 | 12 | 9 |
| AUTOMOTIVE DEALERS | | | | | | | | | |
| 55 EX. 554 | TOTAL | 232 | 182 | 156 028 | 154 490 | 12 825 | 254 716 | 2 183 | 127 |
| 551 | PASSENGER CAR DEALERS, FRANCHISED | 79 | 79 | 138 742 | 138 742 | 10 906 | 215 837 | 1 755 | 10 |
| | DOMESTIC CAR DEALERS | 55 | 55 | 113 226 | 113 226 | 8 504 | 166 535 | 1 342 | 6 |
| | IMPORTED CAR DEALERS | 10 | 10 | 5 930 | 5 930 | 847 | 18 121 | 147 | 3 |
| | DOMESTIC AND IMPORTED CAR DEALERS | 14 | 14 | 19 586 | 19 586 | 1 555 | 31 181 | 266 | 1 |
| 552 | PASSENGER CAR DEALERS, NONFRANCHISED | 81 | 47 | 7 472 | 6 562 | 682 | 13 211 | 142 | 61 |
| 553 | TIRE, BATTERY, ACCESSORY DEALERS | 61 | 49 | 8 576 | 8 320 | 1 153 | 23 994 | 270 | 47 |
| | HOME AND AUTO SUPPLY STORES | 1 | 1 | (D) | (D) | (D) | (D) | (D) | (D) |
| 559 | MISCELLANEOUS AIRCRAFT, MARINE, AUTOMOTIVE DEALERS | 10 | 6 | (D) | (D) | (D) | (D) | (D) | (D) |
| | AIRCRAFT, BOAT, MOTORCYCLE DEALERS | 5 | 3 | 400 | 232 | 19 | 316 | 4 | 6 |
| | HOUSEHOLD TRAILER DEALERS | 2 | 2 | (D) | (D) | (D) | (D) | (D) | (D) |
| | OTHER AUTOMOTIVE DEALERS | 3 | 1 | (D) | (D) | (D) | (D) | (D) | (D) |
| GASOLINE SERVICE STATIONS | | | | | | | | | |
| 55PT(554) | TOTAL | 482 | 370 | 50 605 | 46 165 | 3 927 | 82 027 | 1 211 | 507 |
| APPAREL, ACCESSORY STORES | | | | | | | | | |
| 56 | TOTAL | 474 | 378 | 56 997 | 54 461 | 7 507 | 147 671 | 2 241 | 342 |
| 561.567 | MEN'S, BOYS' APPAREL STORES, CUSTOM TAILORS | 95 | 71 | 12 429 | 11 687 | 1 867 | 33 902 | 403 | 75 |
| 561 | MEN'S, BOYS' CLOTHING AND FURNISHINGS STORES | 86 | 66 | 12 300 | 11 572 | 1 828 | 33 004 | 389 | 67 |
| 567 | CUSTOM TAILORS | 9 | 5 | 129 | 115 | 39 | 898 | 14 | 8 |
| 562-3.568 | WOMEN'S CLOTHING, SPECIALTY STORES | 201 | 165 | 25 204 | 24 294 | 3 209 | 65 976 | 1 118 | 157 |
| 562 | WOMEN'S READY-TO-WEAR STORES | 103 | 87 | 16 880 | 16 638 | 2 296 | 48 629 | 765 | 78 |
| 563.568 | WOMEN'S ACCESSORY, SPECIALTY STORES, FURRIERS | 98 | 78 | 8 324 | 7 656 | 913 | 17 347 | 353 | 79 |
| 563 | MILLINERY STORES | 17 | 13 | 466 | 440 | 82 | 1 440 | 31 | 15 |
| | CORSET, LINGERIE STORES | 18 | 14 | 1 447 | 1 329 | 129 | 2 455 | 52 | 13 |
| | HOSIERY STORES | 4 | 2 | 378 | (D) | (D) | (D) | (D) | (D) |
| | APPAREL, ACCESSORY, OTHER SPECIALTY STORES | 46 | 42 | 5 239 | (D) | (D) | (D) | (D) | (D) |
| 568 | FURRIERS, FUR SHOPS | 13 | 7 | 794 | 458 | 51 | 1 069 | 15 | 16 |

Standard Notes: - Represents zero. (D) Withheld to avoid disclosure. (NA) Not available. (X) Not applicable. ^rRevised.
 *Nonstore retailers, part of SIC major group 53, are shown separately in this table.

TABLE 5. Counties With 500 Establishments or More: 1963-Continued

| SIC code | County and kind of business | Establishments | | Sales | | Payroll, entire year (\$1,000) | Payroll, workweek ended nearest Nov. 15 (dollars) | Paid employees, workweek ended nearest Nov. 15 (number) | Active proprietors of unincorporated businesses (number) |
|---|---|----------------|-----------------------|-------------------------------------|---------------------------------------|--------------------------------|---|---|--|
| | | Total (number) | With payroll (number) | Total, all establishments (\$1,000) | Establishments with payroll (\$1,000) | | | | |
| UNION COUNTY--CONTINUED | | | | | | | | | |
| APPAREL; ACCESSORY STORES--CONTINUED | | | | | | | | | |
| S65 | FAMILY CLOTHING STORES | 36 | 20 | 4 862 | 4 540 | 540 | 11 459 | 197 | 31 |
| S66 | SHOE STORES | 104 | 88 | 11 492 | 11 026 | 1 572 | 28 961 | 381 | 48 |
| | MEN'S SHOE STORES | 9 | 9 | 775 | 775 | 109 | 2 050 | 22 | 1 |
| | WOMEN'S SHOE STORES | 16 | 16 | 2 144 | 2 144 | 324 | 5 719 | 75 | 3 |
| | CHILDREN'S, JUVENILES' SHOE STORES | 5 | 5 | 395 | 395 | 66 | 1 295 | 12 | 1 |
| | FAMILY SHOE STORES | 74 | 58 | 8 178 | 7 712 | 1 073 | 19 897 | 272 | 43 |
| S64 | CHILDREN'S, INFANTS' WEAR STORES | 32 | 30 | 2 693 | 2 633 | 275 | 5 299 | 114 | 28 |
| S69 | MISCELLANEOUS APPAREL; ACCESSORY STORES | 6 | 4 | 317 | 281 | 44 | 2 074 | 28 | 3 |
| FURNITURE; HOME FURNISHINGS; EQUIPMENT STORES | | | | | | | | | |
| S7 | TOTAL | 312 | 230 | 58 147 | 56 187 | 8 463 | 205 430 | 2 221 | 215 |
| S71 | FURNITURE; HOME FURNISHINGS STORES | 206 | 146 | 40 458 | 39 146 | 6 513 | 166 108 | 1 778 | 137 |
| S712 | FURNITURE STORES | 110 | 78 | 27 571 | 26 935 | 4 710 | 128 485 | 1 329 | 69 |
| S713 | FLOOR COVERING STORES | 37 | 27 | 7 970 | 7 710 | 1 098 | 21 846 | 191 | 21 |
| S714 | DRAPERY; CURTAIN; UPHOLSTERY STORES | 34 | 28 | 3 333 | 3 207 | 515 | 10 994 | 189 | 27 |
| S715 | CHINA; GLASSWARE; METALWARE STORES | 9 | 5 | 404 | 390 | 62 | 2 094 | 32 | 7 |
| S719 | MISCELLANEOUS HOME FURNISHINGS STORES | 16 | 8 | 1 180 | 904 | 128 | 2 689 | 37 | 13 |
| S72 | HOUSEHOLD APPLIANCE STORES | 49 | 45 | 10 564 | 10 510 | 1 112 | 22 813 | 254 | 26 |
| S732 | RADIO; TELEVISION STORES | 26 | 20 | 2 738 | 2 382 | 310 | 6 643 | 75 | 26 |
| S733 | MUSIC STORES | 31 | 19 | 4 387 | 4 149 | 528 | 9 866 | 114 | 26 |
| | RECORD SHOPS | 9 | 7 | 1 245 | 1 215 | 112 | 2 283 | 36 | 10 |
| | MUSICAL INSTRUMENT STORES | 22 | 12 | 3 142 | 2 934 | 416 | 7 583 | 78 | 16 |
| EATING; DRINKING PLACES | | | | | | | | | |
| S8 | TOTAL | 925 | 757 | 59 467 | 55 725 | 12 193 | 260 598 | 5 020 | 822 |
| S812 | EATING PLACES | 552 | 464 | 41 777 | 40 293 | 9 780 | 210 249 | 4 220 | 456 |
| | RESTAURANTS; LUNCHROOMS | 329 | 313 | 31 218 | 30 968 | 7 689 | 163 847 | 3 238 | 257 |
| | CAFETERIAS | 26 | 22 | 2 140 | 2 100 | 660 | 15 855 | 310 | 6 |
| | REFRESHMENT PLACES | 169 | 105 | 6 524 | 5 380 | 945 | 20 297 | 468 | 171 |
| | CATERERS | 28 | 24 | 1 895 | 1 845 | 486 | 10 250 | 204 | 22 |
| S813 | DRINKING PLACES (ALCOHOLIC BEVERAGES) | 373 | 293 | 17 690 | 15 432 | 2 413 | 50 349 | 800 | 366 |
| DRUG STORES; PROPRIETARY STORES | | | | | | | | | |
| S9PT(S91) | TOTAL | 148 | 140 | 22 872 | 22 648 | 3 266 | 65 195 | 894 | 94 |
| S91 | DRUG STORES | 144 | 140 | 22 802 | 22 648 | 3 266 | 65 195 | 894 | 88 |
| | PROPRIETARY STORES | 4 | - | 70 | - | - | - | - | 6 |
| OTHER RETAIL STORES | | | | | | | | | |
| S9 EX.S91 | TOTAL | 782 | 544 | 70 579 | 64 735 | 8 183 | 158 952 | 2 077 | 637 |
| S92 | LIQUOR STORES | 151 | 135 | 22 540 | 21 196 | 1 708 | 32 635 | 524 | 115 |
| S93 | ANTIQUA STORES; SECONDHANO STORES | 42 | 20 | 1 187 | 995 | 178 | 3 453 | 48 | 33 |
| S932 | ANTIQUA STORES | 13 | 1 | 142 | (0) | (0) | (0) | (0) | (0) |
| S933 | SECONDHANO STORES | 29 | 19 | 1 045 | (0) | (0) | (0) | (0) | (0) |
| S94 | BOOK; STATIONERY STORES | 43 | 31 | 2 592 | 2 272 | 279 | 5 423 | 113 | 42 |
| S942 | BOOK STORES | 9 | 7 | 504 | 472 | 61 | 1 156 | 24 | 9 |
| S943 | STATIONERY STORES | 34 | 24 | 2 088 | 1 800 | 218 | 4 267 | 89 | 33 |
| S95 | SPORTING GOODS STORES; BICYCLE SHOPS | 52 | 34 | 4 627 | 4 259 | 603 | 10 302 | 125 | 49 |
| S952 | SPORTING GOODS STORES | 42 | 26 | 4 175 | 3 873 | 554 | 9 337 | 111 | 41 |
| S953 | BICYCLE SHOPS | 10 | 8 | 452 | 386 | 49 | 965 | 14 | 8 |
| S962 | HAY; GRAIN; FEED STORES | 1 | 1 | (0) | (0) | (0) | (0) | (0) | (0) |
| S969 | OTHER FARM SUPPLY STORES | 1 | 1 | (0) | (0) | (0) | (0) | (0) | (0) |
| | GARDEN SUPPLY STORES | 10 | 10 | 1 179 | 1 129 | 153 | 2 609 | 33 | 5 |
| S97 | JEWELRY STORES | 58 | 36 | 4 076 | 3 586 | 601 | 10 771 | 174 | 41 |
| S98 | FUEL; ICE DEALERS | 112 | 82 | 19 835 | 18 993 | 2 837 | 58 616 | 540 | 66 |
| S982 | COAL AND WOOD DEALERS | 24 | 18 | 2 696 | (0) | (0) | (0) | (0) | (0) |
| | ICE DEALERS | 7 | 1 | 146 | (0) | (0) | (0) | (0) | (0) |
| S983 | FUEL OIL DEALERS | 81 | 63 | 16 993 | 16 459 | 2 482 | 50 177 | 446 | 39 |
| S984 | BOTTLED GAS DEALERS | - | - | - | - | - | - | - | - |
| S992 | FLORISTS | 64 | 42 | 3 160 | 2 850 | 568 | 9 935 | 144 | 63 |
| S993 | CIGAR STORES; STANDS | 27 | 17 | 1 926 | 1 416 | 88 | 1 838 | 39 | 29 |
| S994 | NEWS DEALERS; NEWSSTANDS | 17 | 11 | 432 | 394 | 29 | 508 | 17 | 12 |
| S996 | CAMERA; PHOTOGRAPHIC SUPPLY STORES | 10 | 8 | 767 | 733 | 85 | 1 547 | 28 | 8 |
| S997 | GIFT; NOVELTY; SOUVENIR SHOPS | 45 | 23 | 1 136 | 774 | 98 | 1 974 | 48 | 38 |
| S998 | OPTICAL GOODS STORES | 46 | 32 | 1 663 | 1 553 | 381 | 7 795 | 71 | 46 |
| S999 | TYPEWRITER STORES | 3 | 3 | 208 | 208 | 23 | 525 | 6 | 3 |
| | LUGGAGE; LEATHER GOODS STORES | 5 | 5 | 382 | 382 | 53 | 988 | 12 | 5 |
| | HOBBY; TOY; GAME SHOPS | 18 | 10 | 1 957 | 1 771 | 142 | 2 829 | 59 | 15 |
| | RELIGIOUS GOODS STORES | 5 | 3 | (0) | (0) | (0) | (0) | (0) | (0) |
| | PET SHOPS | 19 | 7 | 419 | 247 | 19 | 443 | 10 | 17 |
| | OTHER | 53 | 33 | 2 173 | 1 699 | 310 | 6 274 | 78 | 48 |
| NONSTORE RETAILERS* | | | | | | | | | |
| 53 PART* | TOTAL | 341 | 87 | 26 926 | 20 452 | 2 818 | 62 864 | 738 | 304 |
| 532 | MAIL-ORDER HOUSES | 13 | 5 | 3 041 | 2 927 | 350 | 10 869 | 184 | 9 |
| 534 | MERCHANDISE VENDING MACHINE OPERATORS | 43 | 23 | 10 346 | 9 718 | 1 023 | 21 766 | 208 | 28 |
| 535 | DIRECT SELLING (HOUSE-TO-HOUSE) ORGANIZATIONS | 285 | 59 | 13 539 | 7 807 | 1 445 | 30 229 | 346 | 267 |

Standard Notes: - Represents zero. (D) Withheld to avoid disclosure. (NA) Not available. (X) Not applicable.
 *Nonstore retailers, part of SIC major group 53, are shown separately in this table.

TABLE 5. Counties With 500 Establishments or More: 1963-Continued

| SIC code | County and kind of business | Establishments | | Sales | | Payroll, entire year (\$1,000) | Payroll, workweek ended nearest Nov. 15 (dollars) | Paid employees, workweek ended nearest Nov. 15 (number) | Active proprietors of unincorporated businesses (number) |
|----------------------|--|----------------|-----------------------|-------------------------------------|---------------------------------------|--------------------------------|---|---|--|
| | | Total (number) | With payroll (number) | Total, all establishments (\$1,000) | Establishments with payroll (\$1,000) | | | | |
| WARREN COUNTY | | | | | | | | | |
| | RETAIL TRADE, TOTAL | 770 | 492 | 85 623 | 78 797 | 8 443 | 175 351 | 2 722 | 700 |
| | LUMBER, BUILDING MATERIALS, HARDWARE, FARM EQUIPMENT DEALERS | | | | | | | | |
| 52 | TOTAL | 45 | 35 | 7 003 | 6 669 | 975 | 18 286 | 204 | 29 |
| 521 | LUMBER AND OTHER BUILDING MATERIALS DEALERS | 16 | 14 | 3 581 | 3 467 | 466 | 8 875 | 98 | 8 |
| 522-524 | HEATING, PLUMBING, PAINT, ELECTRICAL STORES | 14 | 6 | 1 364 | 1 144 | 229 | 4 053 | 45 | 14 |
| 5251 | HARDWARE STORES | 9 | 9 | 873 | 873 | 133 | 2 633 | 30 | 5 |
| 5252 | FARM EQUIPMENT DEALERS | 6 | 6 | 1 185 | 1 185 | 147 | 2 725 | 31 | 2 |
| | GENERAL MERCHANDISE GROUP STORES* | | | | | | | | |
| 53 PART* | TOTAL | 22 | 18 | 3 193 | 3 081 | 409 | 12 352 | 284 | 19 |
| 531 | DEPARTMENT STORES | - | - | - | - | - | - | - | - |
| 533 | LIMITED PRICE VARIETY STORES | 12 | 8 | 2 162 | 2 058 | 301 | 9 909 | 237 | 9 |
| 539 | MISCELLANEOUS GENERAL MERCHANDISE STORES | 10 | 10 | 1 031 | 1 023 | 108 | 2 443 | 47 | 10 |
| | FOOD STORES | | | | | | | | |
| 54 | TOTAL | 134 | 58 | 23 897 | 22 037 | 1 792 | 38 930 | 565 | 123 |
| 541 | GROCERY STORES, INCLUDING DELICATESSENS | 85 | 39 | 21 289 | 19 937 | 1 550 | 33 960 | 485 | 76 |
| 542 | MEAT MARKETS, FISH (SEAFOOD) MARKETS | 9 | 5 | 1 637 | 1 535 | 156 | 3 253 | 41 | 11 |
| 543 | FRUIT STORES, VEGETABLE MARKETS | 7 | 1 | 82 | (D) | (D) | (D) | (D) | (D) |
| 544 | CANDY, NUT, CONFECTIONERY STORES | 14 | 8 | 417 | 303 | 23 | 452 | 14 | 11 |
| 545-549 | OTHER FOOD STORES | 19 | 5 | 472 | (D) | (D) | (D) | (D) | (D) |
| | AUTOMOTIVE DEALERS | | | | | | | | |
| 55 EX.554 | TOTAL | 42 | 34 | 15 181 | 15 017 | 1 310 | 28 694 | 290 | 26 |
| | GASOLINE SERVICE STATIONS | | | | | | | | |
| 55PT(554) | TOTAL | 99 | 65 | 9 418 | 8 158 | 728 | 14 268 | 224 | 98 |
| | APPAREL, ACCESSORY STORES | | | | | | | | |
| 56 | TOTAL | 40 | 24 | 2 275 | 1 921 | 225 | 4 425 | 89 | 36 |
| 561,567 | MEN'S, BOYS' APPAREL STORES, CUSTOM TAILORS | 8 | 6 | 641 | 501 | 57 | 1 123 | 22 | 7 |
| 562-3,568 | WOMEN'S CLOTHING, SPECIALTY STORES | 14 | 8 | 597 | 545 | 74 | 1 460 | 27 | 13 |
| 562 | WOMEN'S READY-TO-WEAR STORES | 7 | 5 | 341 | 303 | 53 | 1 128 | 19 | 7 |
| 563,568 | WOMEN'S ACCESSORY, SPECIALTY STORES, FURRIERS | 7 | 3 | 256 | 242 | 21 | 332 | 8 | 6 |
| 565 | FAMILY CLOTHING STORES | 5 | 3 | 572 | (D) | (D) | (D) | (D) | (D) |
| 566 | SHOE STORES | 7 | 5 | 304 | 256 | 25 | 394 | 10 | 5 |
| 564,569 | OTHER APPAREL, ACCESSORY STORES | 6 | 2 | 161 | (D) | (D) | (D) | (D) | (D) |
| | FURNITURE, HOME FURNISHINGS, EQUIPMENT STORES | | | | | | | | |
| 57 | TOTAL | 40 | 26 | 3 559 | 3 205 | 498 | 8 879 | 124 | 38 |
| 571 | FURNITURE, HOME FURNISHINGS STORES | 18 | 10 | 1 748 | 1 466 | 275 | 4 459 | 60 | 16 |
| 572,573 | HOUSEHOLD APPLIANCE, RADIO, TELEVISION, MUSIC STORES | 22 | 16 | 1 811 | 1 739 | 223 | 4 420 | 64 | 22 |
| | EATING, DRINKING PLACES | | | | | | | | |
| 58 | TOTAL | 177 | 125 | 7 365 | 6 477 | 1 288 | 25 070 | 617 | 181 |
| 5812 | EATING PLACES | 91 | 77 | 4 799 | 4 691 | 1 055 | 19 873 | 498 | 89 |
| 5813 | DRINKING PLACES (ALCOHOLIC BEVERAGES) | 86 | 48 | 2 566 | 1 786 | 233 | 5 197 | 119 | 92 |
| | DRUG STORES, PROPRIETARY STORES | | | | | | | | |
| 59PT(591) | TOTAL | 13 | 11 | 1 969 | 1 921 | 261 | 5 868 | 74 | 8 |
| 591 (| DRUG STORES | 13 | 11 | 1 969 | 1 921 | 261 | 5 868 | 74 | 8 |
| (| PROPRIETARY STORES | - | - | - | - | - | - | - | - |
| | OTHER RETAIL STORES | | | | | | | | |
| 59 EX.591 | TOTAL | 120 | 80 | 9 378 | 8 398 | 768 | 14 857 | 197 | 108 |
| 592 | LIQUOR STORES | 27 | 17 | 2 262 | 1 898 | 101 | 2 045 | 31 | 30 |
| 593 | ANTIQUO STORES, SECONOHAND STORES | 2 | - | 36 | - | - | - | - | 4 |
| 594 | BOOK, STATIONERY STORES | 3 | 1 | 45 | (D) | (D) | (D) | (D) | (D) |
| 595 | SPORTING GOODS STORES, BICYCLE SHOPS | 7 | 1 | 189 | (D) | (D) | (D) | (D) | (D) |
| 596 | FARM, GARDEN SUPPLY STORES, INCLUDING FEEO STORES | 21 | 17 | 2 515 | 2 431 | 157 | 3 022 | 39 | 20 |
| 597 | JEWELRY STORES | 7 | 3 | 183 | 161 | 18 | 339 | 7 | 6 |
| 598 | FUEL, ICE DEALERS | 31 | 25 | 3 276 | 3 008 | 330 | 6 444 | 76 | 18 |
| 599 | OTHER STORES | 22 | 16 | 872 | (O) | (O) | (D) | (O) | (D) |
| | NONSTORE RETAILERS* | | | | | | | | |
| 53 PART* | TOTAL | 38 | 16 | 2 385 | 1 913 | 189 | 3 722 | 54 | 34 |

Standard Notes: - Represents zero. (D) Withheld to avoid disclosure. (NA) Not available. (X) Not applicable.
 *Nonstore retailers, part of SIC major group 53, are shown separately in this table.

TABLE 6. Cities With 500 Establishments or More: 1963

| SIC code | City and kind of business | Establishments | | Sales | | Payroll, entire year (\$1,000) | Payroll, workweek ended nearest Nov. 15 (dollars) | Paid employees, workweek ended nearest Nov. 15 (number) | Active proprietors of unincorporated businesses (number) |
|----------------------|--|----------------|-----------------------|-------------------------------------|---------------------------------------|--------------------------------|---|---|--|
| | | Total (number) | With payroll (number) | Total, all establishments (\$1,000) | Establishments with payroll (\$1,000) | | | | |
| ATLANTIC CITY | | | | | | | | | |
| | RETAIL TRADE, TOTAL | 1 265 | 977 | 143 598 | 137 974 | 20 642 | 395 792 | 6 686 | 1 023 |
| | LUMBER, BUILDING MATERIALS, HARDWARE, FARM EQUIPMENT DEALERS | | | | | | | | |
| | TOTAL | 26 | 18 | 4 219 | 4 047 | 617 | 11 763 | 145 | 19 |
| 52 | LUMBER AND OTHER BUILDING MATERIALS DEALERS | 9 | 7 | 2 075 | 2 065 | 278 | 5 822 | 67 | 3 |
| 522-524 | HEATING, PLUMBING, PAINT, ELECTRICAL STORES | 9 | 7 | 1 285 | 1 225 | 151 | 2 967 | 38 | 9 |
| 5251 | HARDWARE STORES | 8 | 4 | 859 | 757 | 188 | 2 968 | 40 | 7 |
| 5252 | FARM EQUIPMENT DEALERS | - | - | - | - | - | - | - | - |
| | GENERAL MERCHANDISE GROUP STORES* | | | | | | | | |
| | TOTAL | 37 | 29 | 17 438 | 17 380 | 1 964 | 33 231 | 635 | 29 |
| 53 PART* | DEPARTMENT STORES | 2 | 2 | (0) | (0) | (0) | (0) | (0) | (0) |
| 533 | LIMITED PRICE VARIETY STORES | 20 | 12 | 3 220 | 3 162 | 591 | 6 314 | 129 | 12 |
| 539 | MISCELLANEOUS GENERAL MERCHANDISE STORES | 15 | 15 | (0) | (0) | (0) | (0) | (0) | (0) |
| | FOOD STORES | | | | | | | | |
| | TOTAL | 232 | 132 | 21 907 | 19 861 | 1 796 | 38 230 | 551 | 213 |
| 54 | GROCERY STORES, INCLUDING DELICATESSENS | 120 | 56 | 15 389 | 13 875 | 1 044 | 19 242 | 271 | 126 |
| 542 | MEAT MARKETS, FISH (SEAFOOD) MARKETS | 26 | 20 | 1 788 | 1 720 | 118 | 2 230 | 39 | 29 |
| 543 | FRUIT STORES, VEGETABLE MARKETS | 8 | 4 | 196 | 142 | 7 | 162 | 4 | 8 |
| 544 | CANDY, NUT, CONFECTIONERY STORES | 5 | 3 | 3 573 | 3 275 | 455 | 12 555 | 176 | 28 |
| 545-549 | OTHER FOOD STORES | 21 | 13 | 961 | 849 | 172 | 4 041 | 61 | 22 |
| | AUTOMOTIVE DEALERS | | | | | | | | |
| 55 EX.554 | TOTAL | 31 | 23 | 12 827 | 12 767 | 1 191 | 21 947 | 271 | 19 |
| | GASOLINE SERVICE STATIONS | | | | | | | | |
| 55PT(554) | TOTAL | 56 | 40 | 3 981 | 3 477 | 280 | 5 198 | 96 | 64 |
| | APPAREL, ACCESSORY STORES | | | | | | | | |
| | TOTAL | 153 | 123 | 16 107 | 15 565 | 2 260 | 43 106 | 623 | 123 |
| 561,567 | MEN'S, BOYS' APPAREL STORES, CUSTOM TAILORS | 35 | 33 | 3 485 | 3 391 | 466 | 8 834 | 111 | 27 |
| 562-3,568 | WOMEN'S CLOTHING, SPECIALTY STORES | 75 | 59 | 8 946 | 8 764 | 1 284 | 24 365 | 387 | 65 |
| 562 | WOMEN'S READY-TO-WEAR STORES | 35 | 27 | 6 111 | 6 005 | 925 | 17 156 | 274 | 31 |
| 563,568 | WOMEN'S ACCESSORY, SPECIALTY STORES, FURRIERS | 40 | 32 | 2 835 | 2 759 | 359 | 7 209 | 113 | 34 |
| 565 | FAMILY CLOTHING STORES | 10 | 6 | 466 | 368 | 50 | 1 010 | 19 | 11 |
| 566 | SHOE STORES | 23 | 19 | 2 629 | 2 505 | 397 | 7 167 | 76 | 11 |
| 564,569 | OTHER APPAREL, ACCESSORY STORES | 10 | 6 | 581 | 537 | 63 | 1 730 | 30 | 9 |
| | FURNITURE, HOME FURNISHINGS, EQUIPMENT STORES | | | | | | | | |
| | TOTAL | 44 | 36 | 4 927 | 4 703 | 924 | 17 780 | 195 | 22 |
| 571 | FURNITURE, HOME FURNISHINGS STORES | 28 | 22 | 2 864 | 2 654 | 442 | 8 451 | 100 | 18 |
| 572,573 | HOUSEHOLD APPLIANCE, RADIO, TELEVISION, MUSIC STORES | 16 | 14 | 2 063 | 2 049 | 482 | 9 329 | 95 | 4 |
| | EATING, DRINKING PLACES | | | | | | | | |
| | TOTAL | 395 | 361 | 28 393 | 28 001 | 6 824 | 122 992 | 2 739 | 297 |
| 5812 | EATING PLACES | 262 | 234 | 20 452 | 20 164 | 5 310 | 94 977 | 2 185 | 212 |
| 5813 | DRINKING PLACES (ALCOHOLIC BEVERAGES) | 133 | 127 | 7 941 | 7 837 | 1 514 | 28 015 | 554 | 85 |
| | DRUG STORES, PROPRIETARY STORES | | | | | | | | |
| 59PT(591) | TOTAL | 35 | 31 | 5 023 | 4 865 | 772 | 13 361 | 215 | 28 |
| 591 (| DRUG STORES | 31 | 27 | (0) | (0) | (0) | (0) | (0) | (0) |
| (| PROPRIETARY STORES | 4 | 4 | (0) | (0) | (0) | (0) | (0) | (0) |
| | OTHER RETAIL STORES | | | | | | | | |
| 59 EX.591 | TOTAL | 239 | 175 | 21 693 | 20 269 | 2 887 | 51 607 | 654 | 195 |
| 592 | LIQUOR STORES | 41 | 39 | 3 818 | 3 618 | 337 | 6 318 | 120 | 27 |
| 593 | ANTIQUA STORES, SECONOHAND STORES | 17 | 11 | 1 740 | 1 708 | 318 | 5 364 | 52 | 12 |
| 594 | BOOK, STATIONERY STORES | 8 | 8 | (0) | (0) | (0) | (0) | (0) | (0) |
| 595 | SPORTING GOODS STORES, BICYCLE SHOPS | 5 | 1 | (0) | (0) | (0) | (0) | (0) | (0) |
| 596 | FARM, GARDEN SUPPLY STORES, INCLUDING FEED STORES | - | - | - | - | - | - | - | - |
| 597 | JEWELRY STORES | 32 | 26 | 2 682 | 2 616 | 537 | 8 946 | 111 | 23 |
| 598 | FUEL, ICE DEALERS | 14 | 10 | 5 937 | 5 687 | 682 | 13 762 | 121 | 9 |
| 599 | OTHER STORES | 122 | 80 | 6 410 | 5 572 | 883 | 14 847 | 208 | 111 |
| | NONSTORE RETAILERS* | | | | | | | | |
| 53 PART* | TOTAL | 17 | 9 | 7 083 | 7 039 | 1 127 | 36 577 | 562 | 14 |

Standard Notes: - Represents zero. (D) Withheld to avoid disclosure. (NA) Not available. (X) Not applicable.
 *Nonstore retailers, part of SIC major group 53, are shown separately in this table.

TABLE 6. Cities With 500 Establishments or More: 1963-Continued

| SIC code | City and kind of business | Establishments | | Sales | | Payroll, entire year (\$1,000) | Payroll, workweek ended nearest Nov. 15 (dollars) | Paid employees, workweek ended nearest Nov. 15 (number) | Active proprietors of unincorporated businesses (number) |
|-----------|--|----------------|-----------------------|-------------------------------------|---------------------------------------|--------------------------------|---|---|--|
| | | Total (number) | With payroll (number) | Total, all establishments (\$1,000) | Establishments with payroll (\$1,000) | | | | |
| | <u>BAYONNE</u> | | | | | | | | |
| | RETAIL TRADE, TOTAL | 822 | 516 | 78 401 | 69 935 | 8 004 | 164 014 | 2 378 | 753 |
| | LUMBER, BUILDING MATERIALS, HARDWARE, FARM EQUIPMENT DEALERS | | | | | | | | |
| | TOTAL | 23 | 19 | 2 946 | 2 810 | 534 | 11 374 | 133 | 15 |
| 52 | LUMBER AND OTHER BUILDING MATERIALS DEALERS | 6 | 6 | 1 625 | 1 625 | 385 | 8 077 | 90 | 3 |
| 522-524 | HEATING, PLUMBING, PAINT, ELECTRICAL STORES | 8 | 6 | 681 | 565 | 68 | 1 756 | 24 | 6 |
| 5251 | HARDWARE STORES | 9 | 7 | 640 | 620 | 81 | 1 541 | 19 | 6 |
| 5252 | FARM EQUIPMENT DEALERS | - | - | - | - | - | - | - | - |
| | GENERAL MERCHANDISE GROUP STORES* | | | | | | | | |
| | TOTAL | 23 | 15 | 2 683 | 2 491 | 345 | 6 687 | 133 | 15 |
| 53 PART* | DEPARTMENT STORES | - | - | - | - | - | - | - | - |
| 533 | LIMITED PRICE VARIETY STORES | 8 | 8 | 1 627 | 1 605 | 255 | 4 945 | 111 | 2 |
| 539 | MISCELLANEOUS GENERAL MERCHANDISE STORES | 15 | 7 | 1 056 | 886 | 90 | 1 742 | 22 | 13 |
| | FOOD STORES | | | | | | | | |
| | TOTAL | 220 | 94 | 27 769 | 23 533 | 1 975 | 39 644 | 609 | 217 |
| 541 | GROCERY STORES, INCLUDING DELICATESSENS | 94 | 46 | 21 727 | 19 913 | 1 549 | 31 009 | 450 | 89 |
| 542 | MEAT MARKETS, FISH (SEAFOOD) MARKETS | 43 | 17 | 2 496 | 1 606 | 143 | 3 014 | 44 | 46 |
| 543 | FRUIT STORES, VEGETABLE MARKETS | 5 | 3 | 375 | 315 | 41 | 766 | 12 | 4 |
| 544 | CANDY, NUT, CONFECTIONERY STORES | 55 | 13 | 1 754 | 488 | 40 | 705 | 25 | 54 |
| 545-549 | OTHER FOOD STORES | 23 | 15 | 1 417 | 1 211 | 202 | 4 150 | 78 | 24 |
| | AUTOMOTIVE DEALERS | | | | | | | | |
| 55 EX.554 | TOTAL | 25 | 13 | 7 298 | 6 848 | 589 | 13 402 | 105 | 17 |
| | GASOLINE SERVICE STATIONS | | | | | | | | |
| 55PT(554) | TOTAL | 53 | 45 | 5 196 | 4 818 | 448 | 9 457 | 129 | 58 |
| | APPAREL, ACCESSORY STORES | | | | | | | | |
| | TOTAL | 85 | 65 | 7 288 | 6 850 | 903 | 21 736 | 294 | 71 |
| 561,567 | MEN'S, BOYS' APPAREL STORES, CUSTOM TAILORS | 21 | 15 | 2 102 | 2 028 | 254 | 4 527 | 63 | 21 |
| 562-3,568 | WOMEN'S CLOTHING, SPECIALTY STORES | 37 | 29 | 3 241 | 3 095 | 391 | 12 198 | 158 | 32 |
| 562 | WOMEN'S READY-TO-WEAR STORES | 17 | 13 | 1 935 | 1 873 | 247 | 5 259 | 87 | 14 |
| 563,568 | WOMEN'S ACCESSORY, SPECIALTY STORES, FURRIERS | 20 | 16 | 1 306 | 1 222 | 144 | 6 939 | 71 | 18 |
| 565 | FAMILY CLOTHING STORES | 8 | 4 | 502 | 434 | 91 | 1 786 | 26 | 6 |
| 566 | SHOE STORES | 14 | 12 | 977 | 827 | 108 | 2 033 | 28 | 9 |
| 564,569 | OTHER APPAREL, ACCESSORY STORES | 5 | 5 | 466 | 466 | 59 | 1 192 | 19 | 3 |
| | FURNITURE, HOME FURNISHINGS, EQUIPMENT STORES | | | | | | | | |
| | TOTAL | 41 | 31 | 4 358 | 3 868 | 546 | 10 484 | 136 | 37 |
| 571 | FURNITURE, HOME FURNISHINGS STORES | 31 | 21 | 2 925 | 2 435 | 421 | 7 885 | 97 | 31 |
| 572,573 | HOUSEHOLD APPLIANCE, RADIO, TELEVISION, MUSIC STORES | 10 | 10 | 1 433 | 1 433 | 125 | 2 599 | 39 | 6 |
| | EATING, DRINKING PLACES | | | | | | | | |
| | TOTAL | 194 | 144 | 8 647 | 7 527 | 1 396 | 28 499 | 516 | 185 |
| 5812 | EATING PLACES | 74 | 56 | 4 219 | 3 917 | 875 | 17 937 | 352 | 64 |
| 5813 | DRINKING PLACES (ALCOHOLIC BEVERAGES) | 120 | 88 | 4 428 | 3 610 | 521 | 10 562 | 164 | 121 |
| | DRUG STORES, PROPRIETARY STORES | | | | | | | | |
| 59PT(591) | TOTAL | 23 | 23 | 2 711 | 2 703 | 340 | 6 322 | 93 | 19 |
| 591 | DRUG STORES | 22 | 22 | (0) | (0) | (0) | (0) | (0) | (0) |
| (| PROPRIETARY STORES | 1 | 1 | (0) | (0) | (0) | (0) | (0) | (0) |
| | OTHER RETAIL STORES | | | | | | | | |
| 59 EX.591 | TOTAL | 99 | 53 | 7 565 | 6 917 | 807 | 14 002 | 183 | 86 |
| 592 | LIQUOR STORES | 22 | 18 | 2 223 | 2 077 | 110 | 2 096 | 39 | 19 |
| 593 | ANTIQUA STORES, SECONDHAND STORES | 1 | 1 | (0) | (0) | (0) | (0) | (0) | (0) |
| 594 | BOOK, STATIONERY STORES | 7 | 1 | 161 | (0) | (0) | (0) | (0) | (0) |
| 595 | SPORTING GOODS STORES, BICYCLE SHOPS | 2 | 2 | (0) | (0) | (0) | (0) | (0) | (0) |
| 596 | FARM, GARDEN SUPPLY STORES, INCLUDING FEEO STORES | - | - | - | - | - | - | - | - |
| 597 | JEWELRY STORES | 6 | 4 | 350 | 344 | 55 | 1 040 | 12 | 4 |
| 598 | FUEL, ICE DEALERS | 21 | 11 | 3 294 | 3 180 | 511 | 8 516 | 89 | 10 |
| 599 | OTHER STORES | 40 | 16 | 1 364 | 1 116 | 111 | 1 969 | 36 | 44 |
| | NONSTORE RETAILERS* | | | | | | | | |
| 53 PART* | TOTAL | 36 | 14 | 1 940 | 1 570 | 121 | 2 407 | 47 | 33 |

Standard Notes: - Represents zero. (D) Withheld to avoid disclosure. (NA) Not available. (X) Not applicable.
 *Nonstore retailers, part of SIC major group 53, are shown separately in this table.

TABLE 6. Cities With 500 Establishments or More: 1963-Continued

| SIC code | City and kind of business | Establishments | | Sales | | Payroll, entire year (\$1,000) | Payroll, workweek ended nearest Nov. 15 (dollars) | Paid employees, workweek ended nearest Nov. 15 (number) | Active proprietors of unincorporated businesses (number) |
|-----------|--|----------------|-----------------------|-------------------------------------|---------------------------------------|--------------------------------|---|---|--|
| | | Total (number) | With payroll (number) | Total, all establishments (\$1,000) | Establishments with payroll (\$1,000) | | | | |
| | CAMDEN | | | | | | | | |
| | RETAIL TRADE, TOTAL | 1 299 | 803 | 162 941 | 150 187 | 18 024 | 344 436 | 4 920 | 1 150 |
| | LUMBER, BUILDING MATERIALS, HARWARE, FARM EQUIPMENT DEALERS | | | | | | | | |
| | TOTAL | 38 | 22 | 4 211 | 3 857 | 560 | 12 853 | 146 | 34 |
| 52 | LUMBER AND OTHER BUILDING MATERIALS DEALERS | 9 | 5 | 1 796 | 1 614 | 335 | 8 221 | 81 | 7 |
| 522-524 | HEATING, PLUMBING, PAINT, ELECTRICAL STORES | 12 | 10 | 1 587 | 1 563 | 135 | 2 979 | 33 | 9 |
| 5251 | HARWARE STORES | 17 | 7 | 828 | 680 | 90 | 1 653 | 32 | 18 |
| 5252 | FARM EQUIPMENT DEALERS | - | - | - | - | - | - | - | - |
| | GENERAL MERCHANDISE GROUP STORES* | | | | | | | | |
| | TOTAL | 32 | 18 | 28 461 | 28 213 | 3 521 | 67 177 | 938 | 25 |
| 53 PART* | DEPARTMENT STORES | 2 | 2 | (D) | (D) | (D) | (D) | (D) | (D) |
| 533 | LIMITED PRICE VARIETY STORES | 17 | 7 | 3 436 | 3 242 | 579 | 10 497 | 230 | 15 |
| 539 | MISCELLANEOUS GENERAL MERCHANDISE STORES | 13 | 9 | (D) | (D) | (D) | (D) | (D) | (D) |
| | FOOD STORES | | | | | | | | |
| | TOTAL | 327 | 121 | 29 176 | 22 686 | 2 016 | 39 137 | 573 | 327 |
| 54 | GROCERY STORES, INCLUDING DELICATESSENS | 221 | 75 | 24 406 | 19 248 | 1 560 | 29 550 | 403 | 227 |
| 542 | MEAT MARKETS, FISH (SEAFOOD) MARKETS | 24 | 12 | 1 835 | 1 483 | 115 | 2 269 | 34 | 27 |
| 543 | FRUIT STORES, VEGETABLE MARKETS | 13 | 1 | 190 | (D) | (D) | (D) | (D) | (D) |
| 544 | CANOE, NUT, CONFECTIONERY STORES | 38 | 10 | 890 | 242 | 27 | 515 | 21 | 34 |
| 545-549 | OTHER FOOD STORES | 31 | 23 | 1 855 | (D) | (D) | (D) | (D) | (D) |
| | AUTOMOTIVE DEALERS | | | | | | | | |
| | TOTAL | 28 | 24 | 36 868 | 36 826 | 3 233 | 55 629 | 481 | 19 |
| | GASOLINE SERVICE STATIONS | | | | | | | | |
| | TOTAL | 87 | 67 | 7 978 | 6 992 | 576 | 11 654 | 187 | 94 |
| | APPAREL, ACCESSORY STORES | | | | | | | | |
| | TOTAL | 126 | 80 | 8 143 | 7 031 | 983 | 20 273 | 317 | 108 |
| 56 | MEN'S, BOYS' APPAREL STORES, CUSTOM TAILORS | 16 | 14 | 1 167 | 1 099 | 153 | 3 723 | 38 | 15 |
| 561,567 | WOMEN'S CLOTHING, SPECIALTY STORES | 50 | 36 | 2 897 | 2 565 | 323 | 6 788 | 125 | 41 |
| 562-3,568 | WOMEN'S READY-TO-WEAR STORES | 33 | 19 | 1 935 | 1 609 | 214 | 4 470 | 81 | 31 |
| 562 | WOMEN'S ACCESSORY, SPECIALTY STORES, FURRIERS | 17 | 17 | 962 | 956 | 109 | 2 318 | 44 | 10 |
| 563,568 | FAMILY CLOTHING STORES | 21 | 5 | 1 900 | 1 516 | 242 | 4 968 | 75 | 23 |
| 565 | SHOE STORES | 32 | 20 | 1 815 | 1 523 | 216 | 3 715 | 59 | 25 |
| 566 | OTHER APPAREL, ACCESSORY STORES | 7 | 5 | 364 | 328 | 49 | 1 079 | 20 | 4 |
| | FURNITURE, HOME FURNISHINGS, EQUIPMENT STORES | | | | | | | | |
| | TOTAL | 57 | 43 | 10 855 | 10 543 | 1 834 | 33 226 | 342 | 40 |
| 57 | FURNITURE, HOME FURNISHINGS STORES | 35 | 29 | 8 430 | 8 246 | 1 523 | 27 637 | 284 | 23 |
| 571 | HOUSEHOLD APPLIANCE, RADIO, TELEVISION, MUSIC STORES | 22 | 14 | 2 425 | 2 297 | 311 | 5 589 | 58 | 17 |
| 572,573 | | | | | | | | | |
| | EATING, DRINKING PLACES | | | | | | | | |
| | TOTAL | 302 | 234 | 13 129 | 11 951 | 2 541 | 51 053 | 1 117 | 244 |
| 58 | EATING PLACES | 165 | 119 | 7 442 | 6 756 | 1 743 | 34 081 | 802 | 141 |
| 5812 | DRINKING PLACES (ALCOHOLIC BEVERAGES) | 137 | 115 | 5 687 | 5 195 | 798 | 16 972 | 315 | 103 |
| 5813 | | | | | | | | | |
| | DRUG STORES, PROPRIETARY STORES | | | | | | | | |
| | TOTAL | 41 | 35 | 3 652 | 3 550 | 465 | 9 288 | 170 | 41 |
| 59PT(591) | DRUG STORES | 38 | 34 | 3 554 | (D) | (D) | (D) | (D) | (D) |
| 591 | PROPRIETARY STORES | 3 | 1 | 98 | (D) | (D) | (D) | (D) | (D) |
| | OTHER RETAIL STORES | | | | | | | | |
| | TOTAL | 212 | 146 | 16 797 | 15 377 | 1 880 | 36 766 | 523 | 174 |
| 59 EX,591 | LIQUOR STORES | 63 | 61 | 8 510 | 8 252 | 822 | 15 833 | 233 | 36 |
| 592 | ANTIQUA STORES, SECONOHAND STORES | 19 | 13 | 1 077 | 1 021 | 228 | 4 711 | 81 | 17 |
| 593 | BOOK, STATIONERY STORES | 6 | 4 | 356 | 330 | 42 | 811 | 13 | 7 |
| 594 | SPORTING GOODS STORES, BICYCLE SHOPS | 8 | 2 | (D) | (D) | (D) | (D) | (D) | (D) |
| 595 | FARM, GARDEN SUPPLY STORES, INCLUDING FEED STORES | 1 | 1 | (D) | (D) | (D) | (D) | (D) | (D) |
| 596 | JEWELRY STORES | 12 | 6 | 666 | 630 | 111 | 2 589 | 30 | 9 |
| 597 | FUEL, ICE DEALERS | 33 | 19 | 2 579 | 2 303 | 268 | 5 019 | 63 | 28 |
| 598 | OTHER STORES | 70 | 40 | 2 501 | 2 011 | 315 | 6 053 | 85 | 69 |
| 599 | | | | | | | | | |
| | NONSTORE RETAILERS* | | | | | | | | |
| | TOTAL | 49 | 13 | 3 671 | 3 161 | 415 | 7 380 | 126 | 44 |

Standard Notes: - Represents zero. (D) Withheld to avoid disclosure. (NA) Not available. (X) Not applicable.
 *Nonstore retailers, part of SIC major group 53, are shown separately in this table.

TABLE 6. Cities With 500 Establishments or More: 1963-Continued

| SIC code | City and kind of business | Establishments | | Sales | | Payroll, entire year (\$1,000) | Payroll, workweek ended nearest Nov. 15 (dollars) | Paid employees, workweek ended nearest Nov. 15 (number) | Active proprietors of unincorporated businesses (number) |
|-----------|--|----------------|-----------------------|-------------------------------------|---------------------------------------|--------------------------------|---|---|--|
| | | Total (number) | With payroll (number) | Total, all establishments (\$1,000) | Establishments with payroll (\$1,000) | | | | |
| | CLIFTON | | | | | | | | |
| | RETAIL TRADE, TOTAL | 706 | 416 | 98 316 | 90 236 | 9 752 | 194 029 | 2 791 | 653 |
| | LUMBER, BUILDING MATERIALS, HARDWARE, FARM EQUIPMENT DEALERS | | | | | | | | |
| 52 | TOTAL | 32 | 24 | 5 883 | 5 767 | 579 | 11 289 | 143 | 24 |
| 521 | LUMBER AND OTHER BUILDING MATERIALS DEALERS | 13 | 9 | 4 240 | 4 196 | 387 | 7 842 | 102 | 7 |
| 522-524 | HEATING, PLUMBING, PAINT, ELECTRICAL STORES | 8 | 8 | 851 | 851 | 89 | 1 699 | 19 | 5 |
| 5251 | HARDWARE STORES | 11 | 7 | 792 | 720 | 103 | 1 748 | 22 | 12 |
| 5252 | FARM EQUIPMENT DEALERS | - | - | - | - | - | - | - | - |
| | GENERAL MERCHANDISE GROUP STORES* | | | | | | | | |
| 53 PART* | TOTAL | 9 | 9 | 3 721 | 3 721 | 485 | 8 745 | 227 | 7 |
| 531 | DEPARTMENT STORES | 1 | 1 | (0) | (0) | (0) | (0) | (0) | (0) |
| 533 | LIMITED PRICE VARIETY STORES | 6 | 6 | 2 024 | 2 024 | 269 | 4 605 | 114 | 5 |
| 539 | MISCELLANEOUS GENERAL MERCHANDISE STORES | 2 | 2 | (0) | (0) | (0) | (0) | (0) | (0) |
| | FOOD STORES | | | | | | | | |
| 54 | TOTAL | 150 | 76 | 24 781 | 22 583 | 2 171 | 43 025 | 610 | 143 |
| 541 | GROCERY STORES, INCLUDING DELICATESSENS | 75 | 37 | 20 314 | 19 226 | 1 513 | 29 990 | 422 | 74 |
| 542 | MEAT MARKETS, FISH (SEAFOOD) MARKETS | 11 | 5 | 507 | 339 | 21 | 366 | 7 | 11 |
| 543 | FRUIT STORES, VEGETABLE MARKETS | 6 | 2 | 230 | (0) | (0) | (0) | (0) | (0) |
| 544 | CANDY, NUT, CONFECTIONERY STORES | 25 | 9 | 1 061 | 463 | 23 | 471 | 17 | 23 |
| 545-549 | OTHER FOOD STORES | 33 | 23 | 2 669 | (0) | (0) | (0) | (0) | (0) |
| | AUTOMOTIVE DEALERS | | | | | | | | |
| 55 EX-554 | TOTAL | 29 | 21 | 25 949 | 25 579 | 2 050 | 40 124 | 346 | 17 |
| | GASOLINE SERVICE STATIONS | | | | | | | | |
| 55PT(554) | TOTAL | 74 | 58 | 8 157 | 7 513 | 526 | 9 600 | 154 | 84 |
| | APPAREL, ACCESSORY STORES | | | | | | | | |
| 56 | TOTAL | 37 | 21 | 2 968 | 2 444 | 302 | 5 955 | 104 | 30 |
| 561,567 | MEN'S, BOYS' APPAREL STORES, CUSTOM TAILORS | 7 | 3 | 411 | (0) | (0) | (0) | (0) | (0) |
| 562-3,568 | WOMEN'S CLOTHING, SPECIALTY STORES | 11 | 9 | 614 | 566 | 56 | 1 097 | 24 | 9 |
| 562 | WOMEN'S READY-TO-WEAR STORES | 6 | 4 | 207 | 159 | 11 | 234 | 6 | 6 |
| 563,568 | WOMEN'S ACCESSORY, SPECIALTY STORES, FURRIERS | 5 | 5 | 407 | 407 | 45 | 863 | 18 | 3 |
| 565 | FAMILY CLOTHING STORES | 7 | 1 | 806 | (0) | (0) | (0) | (0) | (0) |
| 566 | SHOE STORES | 12 | 8 | 1 137 | 959 | 114 | 1 997 | 33 | 8 |
| 564,569 | OTHER APPAREL, ACCESSORY STORES | - | - | - | - | - | - | - | - |
| | FURNITURE, HOME FURNISHINGS, EQUIPMENT STORES | | | | | | | | |
| 57 | TOTAL | 22 | 14 | 1 981 | 1 887 | 263 | 5 324 | 61 | 18 |
| 571 | FURNITURE, HOME FURNISHINGS STORES | 16 | 10 | 1 416 | 1 332 | 229 | 4 778 | 53 | 13 |
| 572,573 | HOUSEHOLD APPLIANCE, RADIO, TELEVISION, MUSIC STORES | 6 | 4 | 565 | 555 | 34 | 546 | 8 | 5 |
| | EATING, DRINKING PLACES | | | | | | | | |
| 58 | TOTAL | 156 | 102 | 9 725 | 8 611 | 1 920 | 41 632 | 735 | 145 |
| 5812 | EATING PLACES | 66 | 56 | 7 047 | 6 911 | 1 677 | 36 624 | 647 | 54 |
| 5813 | DRINKING PLACES (ALCOHOLIC BEVERAGES) | 90 | 46 | 2 678 | 1 700 | 243 | 5 008 | 88 | 91 |
| | DRUG STORES, PROPRIETARY STORES | | | | | | | | |
| 59PT(591) | TOTAL | 25 | 23 | 3 502 | 3 408 | 460 | 8 060 | 142 | 18 |
| 591 | DRUG STORES | 24 | 22 | (0) | (0) | (0) | (0) | (0) | (0) |
| (| PROPRIETARY STORES | 1 | 1 | (0) | (0) | (0) | (0) | (0) | (0) |
| | OTHER RETAIL STORES | | | | | | | | |
| 59 EX-591 | TOTAL | 103 | 61 | 9 610 | 8 096 | 879 | 17 554 | 236 | 98 |
| 592 | LIQUOR STORES | 42 | 22 | 3 481 | 2 489 | 184 | 3 536 | 52 | 36 |
| 593 | ANTIQUA STORES, SECONOHANO STORES | 1 | 1 | (0) | (0) | (0) | (0) | (0) | (0) |
| 594 | BOOK, STATIONERY STORES | 3 | 3 | 230 | 230 | 34 | 635 | 10 | 2 |
| 595 | SPORTING GOODS STORES, BICYCLE SHOPS | 4 | 2 | (0) | (0) | (0) | (0) | (0) | (0) |
| 596 | FARM, GARDEN SUPPLY STORES, INCLUDING FEEO STORES | 1 | 1 | (0) | (0) | (0) | (0) | (0) | (0) |
| 597 | JEWELRY STORES | 5 | 5 | 479 | 479 | 68 | 1 477 | 15 | 6 |
| 598 | FUEL, ICE DEALERS | 22 | 12 | 3 384 | 3 080 | 386 | 7 490 | 81 | 19 |
| 599 | OTHER STORES | 25 | 15 | 1 794 | 1 586 | 166 | 3 313 | 63 | 30 |
| | NONSTORE RETAILERS* | | | | | | | | |
| 53 PART* | TOTAL | 69 | 7 | 2 039 | 627 | 117 | 2 721 | 33 | 69 |

Standard Notes: - Represents zero. (D) Withheld to avoid disclosure. (NA) Not available. (X) Not applicable.
 *Nonstore retailers, part of SIC major group 53, are shown separately in this table.

TABLE 6. Cities With 500 Establishments or More: 1963-Continued

| SIC code | City and kind of business | Establishments | | Sales | | Payroll, entire year (\$1,000) | Payroll, workweek ended nearest Nov. 15 (dollars) | Paid employees, workweek ended nearest Nov. 15 (number) | Active proprietors of unincorporated businesses (number) |
|--------------------|--|----------------|-----------------------|-------------------------------------|---------------------------------------|--------------------------------|---|---|--|
| | | Total (number) | With payroll (number) | Total, all establishments (\$1,000) | Establishments with payroll (\$1,000) | | | | |
| EAST ORANGE | | | | | | | | | |
| | RETAIL TRADE, TOTAL | 565 | 397 | 102 986 | 98 276 | 12 634 | 250 238 | 3 387 | 457 |
| | LUMBER, BUILDING MATERIALS, HARDWARE, FARM EQUIPMENT DEALERS | | | | | | | | |
| 52 | TOTAL | 17 | 7 | 997 | 477 | 89 | 1 683 | 23 | 22 |
| 521 | LUMBER AND OTHER BUILDING MATERIALS DEALERS | 2 | 2 | (D) | (D) | (D) | (D) | (D) | (D) |
| 522-524 | HEATING, PLUMBING, PAINT, ELECTRICAL STORES | 8 | 2 | (D) | (D) | (D) | (D) | (D) | (D) |
| 5251 | HARDWARE STORES | 7 | 3 | 297 | (D) | (D) | (D) | (D) | (D) |
| 5252 | FARM EQUIPMENT DEALERS | - | - | - | - | - | - | - | - |
| | GENERAL MERCHANDISE GROUP STORES* | | | | | | | | |
| 53 PART* | TOTAL | 23 | 13 | 8 417 | 8 161 | 1 459 | 26 890 | 570 | 22 |
| 531 | DEPARTMENT STORES | 2 | 2 | (D) | (D) | (D) | (D) | (D) | (D) |
| 533 | LIMITED PRICE VARIETY STORES | 8 | 4 | 1 407 | 1 275 | 216 | 4 125 | 112 | 9 |
| 539 | MISCELLANEOUS GENERAL MERCHANDISE STORES | 13 | 7 | (D) | (D) | (D) | (D) | (D) | (D) |
| | FOOD STORES | | | | | | | | |
| 54 | TOTAL | 109 | 61 | 25 015 | 23 307 | 1 919 | 39 145 | 528 | 97 |
| 541 | GROCERY STORES, INCLUDING DELICATESSENS | 61 | 43 | 22 962 | 22 276 | 1 738 | 35 673 | 461 | 49 |
| 542 | MEAT MARKETS, FISH (SEAFOOD) MARKETS | 10 | 6 | 586 | 412 | 31 | 528 | 9 | 12 |
| 543 | FRUIT STORES, VEGETABLE MARKETS | 2 | - | 22 | - | - | - | - | 2 |
| 544 | CANDY, NUT, CONFECTIONERY STORES | 26 | 6 | 1 004 | 224 | 27 | 497 | 11 | 23 |
| 545-549 | OTHER FOOD STORES | 10 | 6 | 441 | 395 | 123 | 2 447 | 47 | 11 |
| | AUTOMOTIVE DEALERS | | | | | | | | |
| 55 EX.554 | TOTAL | 24 | 18 | 22 743 | 22 617 | 2 057 | 38 066 | 304 | 8 |
| | GASOLINE SERVICE STATIONS | | | | | | | | |
| 55PT(554) | TOTAL | 57 | 43 | 6 877 | 6 209 | 531 | 11 339 | 161 | 65 |
| | APPAREL, ACCESSORY STORES | | | | | | | | |
| 56 | TOTAL | 66 | 46 | 9 101 | 8 761 | 1 527 | 31 207 | 410 | 48 |
| 561+567 | MEN'S, BOYS' APPAREL STORES, CUSTOM TAILORS | 11 | 7 | 493 | 421 | 100 | 1 991 | 27 | 6 |
| 562-3,568 | WOMEN'S CLOTHING, SPECIALTY STORES | 41 | 29 | 7 329 | 7 127 | 1 242 | 25 344 | 331 | 28 |
| 562 | WOMEN'S READY-TO-WEAR STORES | 22 | 18 | 5 613 | 5 467 | 868 | 17 184 | 258 | 16 |
| 563+568 | WOMEN'S ACCESSORY, SPECIALTY STORES, FURRIERS | 19 | 11 | 1 716 | 1 660 | 374 | 8 160 | 73 | 12 |
| 565 | FAMILY CLOTHING STORES | 5 | 3 | 835 | 799 | 105 | 2 170 | 31 | 8 |
| 566 | SHOE STORES | 7 | 5 | (D) | (D) | (D) | (D) | (D) | (D) |
| 564+569 | OTHER APPAREL, ACCESSORY STORES | 2 | 2 | (D) | (D) | (D) | (D) | (D) | (D) |
| | FURNITURE, HOME FURNISHINGS, EQUIPMENT STORES | | | | | | | | |
| 57 | TOTAL | 30 | 24 | 5 942 | 5 770 | 979 | 20 608 | 186 | 20 |
| 571 | FURNITURE, HOME FURNISHINGS STORES | 18 | 16 | 3 865 | 3 841 | 821 | 17 463 | 150 | 11 |
| 572+573 | HOUSEHOLD APPLIANCE, RADIO, TELEVISION, MUSIC STORES | 12 | 8 | 2 077 | 1 929 | 158 | 3 145 | 36 | 9 |
| | EATING, DRINKING PLACES | | | | | | | | |
| 58 | TOTAL | 83 | 65 | 6 156 | 5 726 | 1 482 | 33 155 | 618 | 61 |
| 5812 | EATING PLACES | 70 | 52 | 5 213 | 4 783 | 1 288 | 29 188 | 564 | 51 |
| 5813 | DRINKING PLACES (ALCOHOLIC BEVERAGES) | 13 | 13 | 943 | 943 | 194 | 3 967 | 54 | 10 |
| | DRUG STORES, PROPRIETARY STORES | | | | | | | | |
| 59PT(591) | TOTAL | 28 | 28 | 2 844 | 2 824 | 391 | 7 370 | 107 | 22 |
| 591 | DRUG STORES | 28 | 28 | 2 844 | 2 824 | 391 | 7 370 | 107 | 22 |
| | PROPRIETARY STORES | - | - | - | - | - | - | - | - |
| | OTHER RETAIL STORES | | | | | | | | |
| 59 EX.591 | TOTAL | 102 | 82 | 11 762 | 11 526 | 1 596 | 29 868 | 361 | 73 |
| 592 | LIQUOR STORES | 19 | 19 | 3 371 | 3 371 | 337 | 6 343 | 83 | 14 |
| 593 | ANTIQUA STORES, SECONDHAND STORES | 2 | 2 | (D) | (D) | (D) | (D) | (D) | (D) |
| 594 | BOOK, STATIONERY STORES | 9 | 7 | 653 | 633 | 94 | 1 778 | 35 | 9 |
| 595 | SPORTING GOODS STORES, BICYCLE SHOPS | 2 | 2 | (D) | (D) | (D) | (D) | (D) | (D) |
| 596 | FARM, GARDEN SUPPLY STORES, INCLUDING FEED STORES | - | - | - | - | - | - | - | - |
| 597 | JEWELRY STORES | 7 | 5 | 518 | 506 | 73 | 1 288 | 24 | 2 |
| 598 | FUEL, ICE DEALERS | 16 | 10 | 4 284 | 4 192 | 498 | 9 607 | 86 | 13 |
| 599 | OTHER STORES | 47 | 37 | 2 666 | 2 554 | 550 | 9 970 | 121 | 32 |
| | NONSTORE RETAILERS* | | | | | | | | |
| 53 PART* | TOTAL | 26 | 10 | 3 132 | 2 898 | 604 | 10 907 | 119 | 19 |

Standard Notes: - Represents zero. (D) Withheld to avoid disclosure. (NA) Not available. (X) Not applicable.
 *Nonstore retailers, part of SIC major group 53, are shown separately in this table.

TABLE 6. Cities With 500 Establishments or More: 1963-Continued

| SIC code | City and kind of business | Establishments | | Sales | | Payroll, entire year (\$1,000) | Payroll, workweek ended nearest Nov. 15 (dollars) | Paid employees, workweek ended nearest Nov. 15 (number) | Active proprietors of unincorporated businesses (number) |
|------------------|--|----------------|-----------------------|-------------------------------------|---------------------------------------|--------------------------------|---|---|--|
| | | Total (number) | With payroll (number) | Total, all establishments (\$1,000) | Establishments with payroll (\$1,000) | | | | |
| ELIZABETH | | | | | | | | | |
| | RETAIL TRADE, TOTAL | 1 338 | 864 | 173 289 | 160 885 | 19 898 | 394 354 | 5 656 | 1 131 |
| | LUMBER, BUILDING MATERIALS, HARDWARE, FARM EQUIPMENT DEALERS | | | | | | | | |
| 52 | TOTAL | 29 | 23 | 9 159 | 9 079 | 1 082 | 17 631 | 191 | 12 |
| 521 | LUMBER AND OTHER BUILDING MATERIALS DEALERS | 8 | 8 | 2 760 | 2 760 | 419 | 6 472 | 69 | 2 |
| 522-524 | HEATING, PLUMBING, PAINT, ELECTRICAL STORES | 11 | 9 | 5 626 | 5 620 | 549 | 9 337 | 99 | 4 |
| 5251 | HARDWARE STORES | 10 | 6 | 773 | 699 | 114 | 1 822 | 23 | 6 |
| 5252 | FARM EQUIPMENT DEALERS | - | - | - | - | - | - | - | - |
| | GENERAL MERCHANDISE GROUP STORES* | | | | | | | | |
| 53 PART* | TOTAL | 32 | 20 | 17 081 | 16 899 | 2 944 | 57 258 | 1 054 | 23 |
| 531 | DEPARTMENT STORES | 2 | 2 | (0) | (0) | (0) | (0) | (0) | (0) |
| 533 | LIMITED PRICE VARIETY STORES | 12 | 6 | 4 561 | 4 489 | 754 | 13 665 | 328 | 8 |
| 539 | MISCELLANEOUS GENERAL MERCHANDISE STORES | 18 | 12 | (0) | (0) | (0) | (0) | (0) | (0) |
| | FOOD STORES | | | | | | | | |
| 54 | TOTAL | 290 | 130 | 39 214 | 34 192 | 3 104 | 61 504 | 922 | 257 |
| 541 | GROCERY STORES, INCLUDING DELICATESSENS | 150 | 60 | 32 085 | 28 783 | 2 267 | 44 496 | 636 | 126 |
| 542 | MEAT MARKETS, FISH (SEAFOOD) MARKETS | 31 | 23 | 2 619 | 2 243 | 204 | 4 150 | 56 | 32 |
| 543 | FRUIT STORES, VEGETABLE MARKETS | 24 | 2 | 468 | (0) | (0) | (0) | (0) | (0) |
| 544 | CANDY, NUT, CONFECTIONERY STORES | 52 | 18 | 1 726 | 808 | 65 | 1 314 | 38 | 49 |
| 545-549 | OTHER FOOD STORES | 33 | 27 | 2 316 | (0) | (0) | (0) | (0) | (0) |
| | AUTOMOTIVE DEALERS | | | | | | | | |
| 55 EX.554 | TOTAL | 53 | 41 | 35 625 | 35 147 | 3 107 | 58 011 | 496 | 34 |
| | GASOLINE SERVICE STATIONS | | | | | | | | |
| 55PT(554) | TOTAL | 93 | 65 | 7 730 | 6 762 | 564 | 11 353 | 174 | 94 |
| | APPAREL, ACCESSORY STORES | | | | | | | | |
| 56 | TOTAL | 131 | 97 | 14 559 | 14 029 | 1 946 | 38 169 | 583 | 91 |
| 561,567 | MEN'S, BOYS' APPAREL STORES, CUSTOM TAILORS | 30 | 24 | 3 707 | 3 671 | 611 | 11 080 | 128 | 22 |
| 562-3,568 | WOMEN'S CLOTHING, SPECIALTY STORES | 49 | 35 | 5 595 | 5 335 | 692 | 14 342 | 255 | 38 |
| 562 | WOMEN'S READY-TO-WEAR STORES | 27 | 21 | 4 077 | 3 915 | 535 | 11 338 | 195 | 18 |
| 563,568 | WOMEN'S ACCESSORY, SPECIALTY STORES, FURRIERS | 22 | 14 | 1 518 | 1 420 | 157 | 3 004 | 60 | 20 |
| 565 | FAMILY CLOTHING STORES | 13 | 5 | 1 079 | 931 | 136 | 2 875 | 49 | 9 |
| 566 | SHOE STORES | 30 | 24 | 3 509 | 3 423 | 442 | 8 462 | 124 | 13 |
| 564,569 | OTHER APPAREL, ACCESSORY STORES | 9 | 9 | 669 | 669 | 65 | 1 410 | 27 | 9 |
| | FURNITURE, HOME FURNISHINGS, EQUIPMENT STORES | | | | | | | | |
| 57 | TOTAL | 74 | 52 | 10 530 | 9 820 | 1 484 | 30 345 | 335 | 54 |
| 571 | FURNITURE, HOME FURNISHINGS STORES | 44 | 30 | 5 643 | 5 277 | 940 | 19 586 | 219 | 30 |
| 572,573 | HOUSEHOLD APPLIANCE, RADIO, TELEVISION, MUSIC STORES | 30 | 22 | 4 887 | 4 543 | 544 | 10 759 | 116 | 24 |
| | EATING, DRINKING PLACES | | | | | | | | |
| 58 | TOTAL | 339 | 255 | 16 760 | 14 890 | 2 987 | 63 892 | 1 192 | 319 |
| 5812 | EATING PLACES | 153 | 127 | 9 783 | 9 315 | 2 134 | 46 402 | 897 | 131 |
| 5813 | DRINKING PLACES (ALCOHOLIC BEVERAGES) | 186 | 128 | 6 977 | 5 575 | 853 | 17 490 | 295 | 188 |
| | DRUG STORES, PROPRIETARY STORES | | | | | | | | |
| 59PT(591) | TOTAL | 42 | 40 | 5 110 | 5 042 | 771 | 14 592 | 193 | 31 |
| 591 | DRUG STORES | 42 | 40 | 5 110 | 5 042 | 771 | 14 592 | 193 | 31 |
| (| PROPRIETARY STORES | - | - | - | - | - | - | - | - |
| | OTHER RETAIL STORES | | | | | | | | |
| 59 EX.591 | TOTAL | 194 | 130 | 14 831 | 13 143 | 1 553 | 33 248 | 414 | 160 |
| 592 | LIQUOR STORES | 49 | 39 | 4 723 | 3 999 | 296 | 5 751 | 102 | 37 |
| 593 | ANTIQUARIAN STORES, SECONHAND STORES | 12 | 6 | 490 | 448 | 86 | 1 750 | 19 | 9 |
| 594 | BOOK, STATIONERY STORES | 12 | 10 | 454 | 406 | 51 | 970 | 27 | 11 |
| 595 | SPORTING GOODS STORES, BICYCLE SHOPS | 5 | 5 | 1 332 | 1 332 | 178 | 2 966 | 35 | 3 |
| 596 | FARM, GARDEN SUPPLY STORES, INCLUDING FEEO STORES | - | - | - | - | - | - | - | - |
| 597 | JEWELRY STORES | 17 | 9 | 955 | 827 | 97 | 1 750 | 24 | 14 |
| 598 | FUEL, ICE DEALERS | 21 | 15 | 3 546 | 3 354 | 447 | 11 741 | 98 | 11 |
| 599 | OTHER STORES | 78 | 46 | 3 331 | 2 777 | 398 | 8 320 | 109 | 75 |
| | NONSTORE RETAILERS* | | | | | | | | |
| 53 PART* | TOTAL | 61 | 11 | 2 690 | 1 882 | 356 | 8 351 | 102 | 56 |

Standard Notes: - Represents zero. (D) Withheld to avoid disclosure. (NA) Not available. (X) Not applicable.
 *Nonstore retailers, part of SIC major group 53, are shown separately in this table.

TABLE 6. Cities With 500 Establishments or More: 1963-Continued

| SIC code | City and kind of business | Establishments | | Sales | | Payroll, entire year (\$1,000) | Payroll, workweek ended nearest Nov. 15 (dollars) | Paid employees, workweek ended nearest Nov. 15 (number) | Active proprietors of unincorporated businesses (number) |
|-----------|--|----------------|-----------------------|-------------------------------------|---------------------------------------|--------------------------------|---|---|--|
| | | Total (number) | With payroll (number) | Total, all establishments (\$1,000) | Establishments with payroll (\$1,000) | | | | |
| | <u>HACKENSACK</u> | | | | | | | | |
| | RETAIL TRADE, TOTAL | 551 | 431 | 132 171 | 128 741 | 16 684 | 323 306 | 4 385 | 406 |
| | LUMBER, BUILDING MATERIALS, HARDWARE, FARM EQUIPMENT DEALERS | | | | | | | | |
| 52 | TOTAL | 18 | 14 | 1 766 | 1 706 | 281 | 5 716 | 56 | 12 |
| 521 | LUMBER AND OTHER BUILDING MATERIALS DEALERS | 5 | 3 | (0) | (0) | (0) | (0) | (0) | (0) |
| 522-524 | HEATING, PLUMBING, PAINT, ELECTRICAL STORES | 12 | 10 | 655 | 645 | 117 | 2 274 | 25 | 7 |
| 5251 | HARDWARE STORES | 1 | 1 | (0) | (0) | (0) | (0) | (0) | (0) |
| 5252 | FARM EQUIPMENT DEALERS | - | - | - | - | - | - | - | - |
| | GENERAL MERCHANDISE GROUP STORES* | | | | | | | | |
| 53 PART* | TOTAL | 116 | 114 | 42 972 | 42 946 | 5 086 | 129 201 | 2 012 | 7 |
| 531 | DEPARTMENT STORES | 3 | 3 | (0) | (0) | (0) | (0) | (0) | (0) |
| 533 | LIMITED PRICE VARIETY STORES | 4 | 4 | 2 353 | 2 353 | 438 | 8 142 | 178 | 2 |
| 539 | MISCELLANEOUS GENERAL MERCHANDISE STORES | 9 | 7 | (0) | (0) | (0) | (0) | (0) | (0) |
| | FOOD STORES | | | | | | | | |
| 54 | TOTAL | 78 | 48 | 16 465 | 15 267 | 1 378 | 26 449 | 371 | 64 |
| 541 | GROCERY STORES, INCLUDING DELICATESSENS | 47 | 25 | 13 349 | 12 667 | 1 048 | 20 163 | 285 | 38 |
| 542 | MEAT MARKETS, FISH (SEAFOOD) MARKETS | 8 | 8 | 1 537 | 1 471 | 126 | 2 459 | 24 | 7 |
| 543 | FRUIT STORES, VEGETABLE MARKETS | - | - | - | - | - | - | - | - |
| 544 | CANDY, NUT, CONFECTIONERY STORES | 13 | 5 | 751 | 301 | 38 | 780 | 16 | 10 |
| 545-549 | OTHER FOOD STORES | 10 | 10 | 828 | 828 | 166 | 3 047 | 46 | 9 |
| | AUTOMOTIVE DEALERS | | | | | | | | |
| 55 EX-554 | TOTAL | 31 | 27 | 32 291 | 32 251 | 2 794 | 52 636 | 430 | 18 |
| | GASOLINE SERVICE STATIONS | | | | | | | | |
| 55PT(554) | TOTAL | 46 | 34 | 4 322 | 3 586 | 303 | 5 876 | 89 | 59 |
| | APPAREL, ACCESSORY STORES | | | | | | | | |
| 56 | TOTAL | 95 | 89 | 15 205 | 15 089 | 2 428 | 45 366 | 664 | 39 |
| 561-567 | MEN'S, BOYS' APPAREL STORES, CUSTOM TAILORS | 18 | 18 | 3 695 | 3 695 | 601 | 11 689 | 110 | 7 |
| 562-3,56B | WOMEN'S CLOTHING, SPECIALTY STORES | 47 | 45 | 7 926 | 7 908 | 1 270 | 23 418 | 419 | 22 |
| 562 | WOMEN'S READY-TO-WEAR STORES | 26 | 24 | 5 840 | 5 822 | 948 | 16 784 | 314 | 7 |
| 563-56B | WOMEN'S ACCESSORY, SPECIALTY STORES, FURRIERS | 21 | 21 | 2 086 | 2 086 | 322 | 6 634 | 105 | 15 |
| 565 | FAMILY CLOTHING STORES | 5 | 1 | (0) | (0) | (0) | (0) | (0) | (0) |
| 566 | SHOE STORES | 22 | 22 | 2 653 | 2 653 | 450 | 7 680 | 89 | 4 |
| 564-569 | OTHER APPAREL, ACCESSORY STORES | 3 | 3 | (0) | (0) | (0) | (0) | (0) | (0) |
| | FURNITURE, HOME FURNISHINGS, EQUIPMENT STORES | | | | | | | | |
| 57 | TOTAL | 38 | 34 | 5 352 | 5 264 | 847 | 17 358 | 178 | 23 |
| 571 | FURNITURE, HOME FURNISHINGS STORES | 26 | 22 | 3 682 | 3 594 | 619 | 12 740 | 116 | 19 |
| 572-573 | HOUSEHOLD APPLIANCE, RADIO, TELEVISION, MUSIC STORES | 12 | 12 | 1 670 | 1 670 | 228 | 4 618 | 62 | 4 |
| | EATING, DRINKING PLACES | | | | | | | | |
| 58 | TOTAL | 101 | 83 | 6 622 | 6 164 | 1 419 | 28 438 | 535 | 87 |
| 5812 | EATING PLACES | 65 | 55 | 4 869 | 4 663 | 1 145 | 22 059 | 426 | 54 |
| 5813 | DRINKING PLACES (ALCOHOLIC BEVERAGES) | 36 | 28 | 1 753 | 1 501 | 274 | 6 379 | 109 | 33 |
| | DRUG STORES, PROPRIETARY STORES | | | | | | | | |
| 59PT(591) | TOTAL | 14 | 12 | 1 865 | 1 859 | 291 | 5 507 | 77 | 7 |
| 591 | DRUG STORES | 13 | 11 | (0) | (0) | (0) | (0) | (0) | (0) |
| | PROPRIETARY STORES | 1 | 1 | (0) | (0) | (0) | (0) | (0) | (0) |
| | OTHER RETAIL STORES | | | | | | | | |
| 59 EX-591 | TOTAL | 105 | 73 | 8 280 | (0) | (0) | (0) | (0) | (0) |
| 592 | LIQUOR STORES | 11 | 11 | 1 813 | 1 813 | 140 | 2 491 | 31 | 8 |
| 593 | ANTIQUARIAN STORES, SEASONAL STORES | 9 | 5 | 115 | 83 | 16 | 358 | 9 | 5 |
| 594 | BOOK, STATIONERY STORES | 10 | 8 | 833 | 767 | 81 | 1 525 | 28 | 9 |
| 595 | SPORTING GOODS STORES, BICYCLE SHOPS | 3 | 3 | 409 | 409 | 66 | 1 175 | 12 | 1 |
| 596 | FARM, GARDEN SUPPLY STORES, INCLUDING FLEA STORES | 1 | 1 | (0) | (0) | (0) | (0) | (0) | (0) |
| 597 | JEWELRY STORES | 14 | 12 | 1 076 | 1 026 | 169 | 3 010 | 35 | 7 |
| 598 | FUEL, ICE DEALERS | 6 | 4 | 1 299 | 1 251 | 194 | 3 558 | 34 | 5 |
| 599 | OTHER STORES | 51 | 29 | (0) | 2 324 | 364 | 7 080 | 102 | 48 |
| | NONSTORE RETAILERS* | | | | | | | | |
| 53 PART* | TOTAL | 10 | 4 | 1 181 | (0) | (0) | (0) | (0) | (0) |

Standard Notes: - Represents zero. (D) Withheld to avoid disclosure. (NA) Not available. (X) Not applicable. [†] Revised
 *Nonstore retailers, part of SIC major group 53, are shown separately in this table.

TABLE 6. Cities With 500 Establishments or More: 1963-Continued

| SIC code | City and kind of business | Establishments | | Sales | | Payroll, entire year (\$1,000) | Payroll, workweek ended nearest Nov. 15 (dollars) | Paid employees, workweek ended nearest Nov. 15 (number) | Active proprietors of unincorporated businesses (number) |
|----------------|--|----------------|-----------------------|-------------------------------------|---------------------------------------|--------------------------------|---|---|--|
| | | Total (number) | With payroll (number) | Total, all establishments (\$1,000) | Establishments with payroll (\$1,000) | | | | |
| HOBOKEN | | | | | | | | | |
| | RETAIL TRADE, TOTAL | 652 | 370 | 56 079 | 49 627 | 6 274 | 122 223 | 1 779 | 585 |
| | LUMBER, BUILDING MATERIALS, HARDWARE, FARM EQUIPMENT DEALERS | | | | | | | | |
| 52 | TOTAL | 7 | 7 | 964 | 964 | 179 | 3 157 | 36 | 2 |
| 521 | LUMBER AND OTHER BUILDING MATERIALS DEALERS | 2 | 2 | (D) | (D) | (D) | (D) | (D) | (D) |
| 522-524 | HEATING, PLUMBING, PAINT, ELECTRICAL STORES | 4 | 4 | 334 | 334 | 49 | 861 | 11 | 1 |
| 5251 | HARDWARE STORES | 1 | 1 | (O) | (O) | (O) | (O) | (O) | (O) |
| 5252 | FARM EQUIPMENT DEALERS | - | - | - | - | - | - | - | - |
| | GENERAL MERCHANDISE GROUP STORES* | | | | | | | | |
| 53 PART* | TOTAL | 12 | 8 | 1 317 | 1 205 | 187 | 3 783 | 80 | 7 |
| 531 | DEPARTMENT STORES | - | - | - | - | - | - | - | - |
| 533 | LIMITED PRICE VARIETY STORES | 2 | 2 | (O) | (O) | (O) | (O) | (O) | (O) |
| 539 | MISCELLANEOUS GENERAL MERCHANDISE STORES | 10 | 6 | (D) | (D) | (D) | (D) | (D) | (D) |
| | FOOD STORES | | | | | | | | |
| 54 | TOTAL | 175 | 83 | 22 721 | 20 157 | 1 753 | 35 286 | 504 | 167 |
| 541 | GROCERY STORES, INCLUDING DELICATESSENS | 80 | 38 | 18 327 | 16 887 | 1 341 | 26 121 | 355 | 69 |
| 542 | MEAT MARKETS, FISH (SEAFOOD) MARKETS | 30 | 20 | 1 935 | 1 611 | 128 | 2 758 | 42 | 32 |
| 543 | FRUIT STORES, VEGETABLE MARKETS | 11 | 3 | 310 | 184 | 25 | 502 | 8 | 15 |
| 544 | CANDY, NUT, CONFECTIONERY STORES | 34 | 4 | 830 | 162 | 16 | 251 | 8 | 33 |
| 545-549 | OTHER FOOD STORES | 20 | 18 | 1 319 | 1 313 | 243 | 5 654 | 91 | 18 |
| | AUTOMOTIVE DEALERS | | | | | | | | |
| 55 EX-554 | TOTAL | 7 | 7 | 5 523 | 5 523 | 510 | 11 616 | 79 | 1 |
| | GASOLINE SERVICE STATIONS | | | | | | | | |
| 55PT(554) | TOTAL | 18 | 10 | 1 598 | 1 366 | 147 | 2 982 | 39 | 14 |
| | APPAREL, ACCESSORY STORES | | | | | | | | |
| 56 | TOTAL | 62 | 44 | 5 005 | 4 535 | 637 | 11 519 | 185 | 49 |
| 561,567 | MEN'S, BOYS' APPAREL STORES, CUSTOM TAILORS | 11 | 9 | 1 195 | 1 121 | 176 | 3 331 | 38 | 10 |
| 562-3,568 | WOMEN'S CLOTHING, SPECIALTY STORES | 28 | 22 | 1 953 | 1 813 | 244 | 4 996 | 91 | 18 |
| 562 | WOMEN'S READY-TO-WEAR STORES | 17 | 11 | 1 119 | 993 | 145 | 3 036 | 60 | 10 |
| 563,568 | WOMEN'S ACCESSORY, SPECIALTY STORES, FURRIERS | 11 | 11 | 834 | 820 | 99 | 1 960 | 31 | 8 |
| 565 | FAMILY CLOTHING STORES | 9 | 5 | 945 | 849 | 140 | 1 717 | 31 | 9 |
| 566 | SHOE STORES | 11 | 5 | 697 | 545 | 57 | 1 063 | 16 | 9 |
| 564,569 | OTHER APPAREL, ACCESSORY STORES | 3 | 3 | 215 | 207 | 20 | 412 | 9 | 3 |
| | FURNITURE, HOME FURNISHINGS, EQUIPMENT STORES | | | | | | | | |
| 57 | TOTAL | 34 | 22 | 4 351 | 3 967 | 671 | 11 080 | 128 | 25 |
| 571 | FURNITURE, HOME FURNISHINGS STORES | 21 | 15 | 3 200 | 3 066 | 556 | 9 077 | 103 | 15 |
| 572,573 | HOUSEHOLD APPLIANCE, RADIO, TELEVISION, MUSIC STORES | 13 | 7 | 1 151 | 901 | 115 | 2 003 | 25 | 10 |
| | EATING, DRINKING PLACES | | | | | | | | |
| 58 | TOTAL | 232 | 132 | 8 201 | 6 669 | 1 563 | 30 939 | 553 | 231 |
| 5812 | EATING PLACES | 81 | 55 | 4 535 | 4 201 | 1 145 | 22 197 | 407 | 89 |
| 5813 | DRINKING PLACES (ALCOHOLIC BEVERAGES) | 151 | 77 | 3 666 | 2 468 | 418 | 8 742 | 146 | 142 |
| | DRUG STORES, PROPRIETARY STORES | | | | | | | | |
| 59PT(591) | TOTAL | 14 | 14 | 1 065 | 1 065 | 134 | 3 231 | 48 | 11 |
| 591 | DRUG STORES | 14 | 14 | 1 065 | 1 065 | 134 | 3 231 | 48 | 11 |
| (| PROPRIETARY STORES | - | - | - | - | - | - | - | - |
| | OTHER RETAIL STORES | | | | | | | | |
| 59 EX-591 | TOTAL | 72 | 40 | 4 773 | 3 807 | 454 | 7 928 | 118 | 60 |
| 592 | LIQUOR STORES | 24 | 16 | 1 966 | 1 662 | 111 | 1 981 | 34 | 20 |
| 593 | ANTIQUA STORES, SECONHAND STORES | 4 | 2 | 94 | (D) | (D) | (D) | (O) | (O) |
| 594 | BOOK, STATIONERY STORES | 9 | 3 | 550 | 228 | 13 | 261 | 5 | 13 |
| 595 | SPORTING GOODS STORES, BICYCLE SHOPS | 2 | 2 | (O) | (D) | (D) | (O) | (O) | (D) |
| 596 | FARM, GARDEN SUPPLY STORES, INCLUDING FEEO STORES | - | - | - | - | - | - | - | - |
| 597 | JEWELRY STORES | 9 | 5 | 697 | 643 | 136 | 2 033 | 27 | 5 |
| 598 | FUEL, ICE DEALERS | 1 | 1 | (O) | (D) | (D) | (O) | (O) | (O) |
| 599 | OTHER STORES | 23 | 11 | 1 196 | 946 | 136 | 2 552 | 39 | 18 |
| | NONSTORE RETAILERS* | | | | | | | | |
| 53 PART* | TOTAL | 19 | 3 | 561 | 369 | 39 | 702 | 9 | 18 |

Standard Notes: - Represents zero. (D) Withheld to avoid disclosure. (NA) Not available. (X) Not applicable.
 *Nonstore retailers, part of SIC major group 53, are shown separately in this table.

TABLE 6. Cities With 500 Establishments or More: 1963-Continued

| SIC code | City and kind of business | Establishments | | Sales | | Payroll, entire year (\$1,000) | Payroll, workweek ended nearest Nov. 15 (dollars) | Paid employees, workweek ended nearest Nov. 15 (number) | Active proprietors of unincorporated businesses (number) |
|------------------|--|----------------|-----------------------|-------------------------------------|---------------------------------------|--------------------------------|---|---|--|
| | | Total (number) | With payroll (number) | Total, all establishments (\$1,000) | Establishments with payroll (\$1,000) | | | | |
| IRVINGTON | | | | | | | | | |
| | RETAIL TRADE, TOTAL | 657 | 443 | 88 477 | 83 089 | 9 699 | 190 131 | 2 518 | 554 |
| | LUMBER, BUILDING MATERIALS, HARDWARE, FARM EQUIPMENT DEALERS | | | | | | | | |
| | TOTAL | 15 | 13 | 2 041 | 2 027 | 332 | 7 098 | 58 | 8 |
| 52 | LUMBER AND OTHER BUILDING MATERIALS DEALERS | 6 | 6 | 1 557 | 1 557 | 263 | 5 715 | 42 | 3 |
| 522-524 | HEATING, PLUMBING, PAINT, ELECTRICAL STORES | 4 | 4 | 366 | 366 | 59 | 1 211 | 13 | - |
| 5251 | HARDWARE STORES | 5 | 3 | 118 | 104 | 10 | 172 | 3 | 5 |
| 5252 | FARM EQUIPMENT DEALERS | - | - | - | - | - | - | - | - |
| | GENERAL MERCHANDISE GROUP STORES* | | | | | | | | |
| | TOTAL | 16 | 12 | 3 236 | 3 130 | 499 | 10 229 | 210 | 9 |
| 53 PART* | DEPARTMENT STORES | - | - | - | - | - | - | - | - |
| 531 | LIMITED PRICE VARIETY STORES | 8 | 6 | 1 761 | 1 701 | 307 | 5 727 | 157 | 4 |
| 533 | MISCELLANEOUS GENERAL MERCHANDISE STORES | 8 | 6 | 1 475 | 1 429 | 192 | 4 502 | 53 | 5 |
| | FOOD STORES | | | | | | | | |
| | TOTAL | 149 | 83 | 19 915 | 17 895 | 1 769 | 34 796 | 493 | 135 |
| 54 | GROCERY STORES, INCLUDING DELICATESSENS | 57 | 29 | 14 461 | 13 685 | 1 145 | 22 525 | 320 | 51 |
| 541 | MEAT MARKETS, FISH (SEAFOOD) MARKETS | 36 | 24 | 2 826 | 2 404 | 285 | 5 421 | 63 | 34 |
| 542 | FRUIT STORES, VEGETABLE MARKETS | 4 | 2 | 191 | (0) | (0) | (0) | (0) | (0) |
| 543 | CANDY, NUT, CONFECTIONERY STORES | 31 | 13 | 1 393 | 627 | 85 | 1 457 | 37 | 24 |
| 544 | OTHER FOOD STORES | 21 | 15 | 1 044 | (0) | (0) | (0) | (0) | (0) |
| 545-549 | | | | | | | | | |
| | AUTOMOTIVE DEALERS | | | | | | | | |
| | TOTAL | 33 | 21 | 24 369 | 24 139 | 2 027 | 36 008 | 298 | 21 |
| | GASOLINE SERVICE STATIONS | | | | | | | | |
| | TOTAL | 55 | 37 | 4 961 | 3 947 | 297 | 5 657 | 87 | 68 |
| 55PT(554) | | | | | | | | | |
| | APPAREL, ACCESSORY STORES | | | | | | | | |
| | TOTAL | 61 | 59 | 7 648 | 7 586 | 1 079 | 21 884 | 313 | 32 |
| 56 | MEN'S, BOYS' APPAREL STORES, CUSTOM TAILORS | 7 | 7 | 1 409 | 1 409 | 239 | 4 365 | 49 | 4 |
| 561,567 | WOMEN'S CLOTHING, SPECIALTY STORES | 35 | 35 | 3 783 | 3 783 | 466 | 10 095 | 168 | 21 |
| 562-3,568 | WOMEN'S READY-TO-WEAR STORES | 18 | 18 | 2 801 | 2 801 | 345 | 7 626 | 122 | 10 |
| 562 | WOMEN'S ACCESSORY, SPECIALTY STORES, FURRIERS | 17 | 17 | 982 | 982 | 121 | 2 469 | 46 | 11 |
| 563,568 | FAMILY CLOTHING STORES | 2 | 2 | (0) | (0) | (0) | (0) | (0) | (0) |
| 565 | SHOE STORES | 13 | 11 | 1 467 | 1 405 | 248 | 4 564 | 49 | 5 |
| 566 | OTHER APPAREL, ACCESSORY STORES | 4 | 4 | (0) | (0) | (0) | (0) | (0) | (0) |
| 564,569 | | | | | | | | | |
| | FURNITURE, HOME FURNISHINGS, EQUIPMENT STORES | | | | | | | | |
| | TOTAL | 37 | 27 | 4 663 | 4 589 | 610 | 12 359 | 147 | 27 |
| 57 | FURNITURE, HOME FURNISHINGS STORES | 23 | 17 | 2 841 | 2 801 | 387 | 7 896 | 96 | 19 |
| 571 | HOUSEHOLD APPLIANCE, RADIO, TELEVISION, MUSIC STORES | 14 | 10 | 1 822 | 1 788 | 223 | 4 463 | 51 | 8 |
| 572,573 | | | | | | | | | |
| | EATING, DRINKING PLACES | | | | | | | | |
| | TOTAL | 110 | 88 | 6 248 | 5 644 | 1 331 | 27 235 | 513 | 103 |
| 58 | EATING PLACES | 69 | 51 | 4 283 | 3 821 | 1 005 | 19 253 | 387 | 64 |
| 5812 | DRINKING PLACES (ALCOHOLIC BEVERAGES) | 41 | 37 | 1 965 | 1 823 | 326 | 7 982 | 126 | 39 |
| 5813 | | | | | | | | | |
| | DRUG STORES, PROPRIETARY STORES | | | | | | | | |
| | TOTAL | 24 | 24 | 2 878 | 2 878 | 404 | 7 403 | 109 | 18 |
| 59PT(591) | DRUG STORES | 23 | 23 | (0) | (0) | (0) | (0) | (0) | (0) |
| 591 | PROPRIETARY STORES | 1 | 1 | (0) | (0) | (0) | (0) | (0) | (0) |
| | OTHER RETAIL STORES | | | | | | | | |
| | TOTAL | 108 | 70 | 8 467 | 7 841 | 974 | 20 160 | 231 | 85 |
| 59 | LIQUOR STORES | 23 | 23 | 2 200 | 2 200 | 189 | 3 569 | 53 | 15 |
| 592 | ANTIQUA STORES, SECONHAND STORES | 2 | - | 38 | (0) | (0) | (0) | (0) | (0) |
| 593 | BOOK, STATIONERY STORES | 3 | 3 | (0) | (0) | (0) | (0) | (0) | (0) |
| 594 | SPORTING GOODS STORES, BICYCLE SHOPS | 5 | 1 | 113 | (0) | (0) | (0) | (0) | (0) |
| 595 | FARM, GARDEN SUPPLY STORES, INCLUDING FEEO STORES | 1 | 1 | (0) | (0) | (0) | (0) | (0) | (0) |
| 596 | JEWELRY STORES | 7 | 3 | 501 | 463 | 103 | 2 033 | 24 | 7 |
| 597 | FUEL, ICE DEALERS | 18 | 14 | 3 266 | 3 176 | 419 | 9 810 | 72 | 11 |
| 598 | OTHER STORES | 49 | 25 | 2 201 | 1 781 | 242 | 4 411 | 74 | 42 |
| 599 | | | | | | | | | |
| | NONSTORE RETAILERS* | | | | | | | | |
| 53 PART* | TOTAL | 49 | 9 | 4 051 | 3 413 | 377 | 7 302 | 59 | 48 |

Standard Notes: - Represents zero. (D) Withheld to avoid disclosure. (NA) Not available. (X) Not applicable.
 *Nonstore retailers, part of SIC major group 53, are shown separately in this table.

TABLE 6. Cities With 500 Establishments or More: 1963-Continued

| SIC code | City and kind of business | Establishments | | Sales | | Payroll, entire year (\$1,000) | Payroll, workweek ended nearest Nov. 15 (dollars) | Paid employees, workweek ended nearest Nov. 15 (number) | Active proprietors of unincorporated businesses (number) |
|-------------|--|----------------|-----------------------|-------------------------------------|---------------------------------------|--------------------------------|---|---|--|
| | | Total (number) | With payroll (number) | Total, all establishments (\$1,000) | Establishments with payroll (\$1,000) | | | | |
| JERSEY CITY | | | | | | | | | |
| | RETAIL TRADE, TOTAL | 2 782 | 1 784 | 271 510 | 244 886 | 30 454 | 595 282 | 8 752 | 2 415 |
| | LUMBER, BUILDING MATERIALS, HARDWARE, FARM EQUIPMENT DEALERS | | | | | | | | |
| 52 | TOTAL | 64 | 42 | 5 331 | 4 921 | 697 | 13 789 | 161 | 53 |
| 521 | LUMBER AND OTHER BUILDING MATERIALS DEALERS | 5 | 5 | 1 338 | 1 338 | 127 | 2 620 | 29 | 1 |
| 522-524 | HEATING, PLUMBING, PAINT, ELECTRICAL STORES | 20 | 14 | 2 149 | 2 029 | 321 | 5 960 | 68 | 18 |
| 5251 | HARDWARE STORES | 39 | 23 | 1 844 | 1 554 | 249 | 5 209 | 64 | 34 |
| 5252 | FARM EQUIPMENT DEALERS | - | - | - | - | - | - | - | - |
| | GENERAL MERCHANDISE GROUP STORES* | | | | | | | | |
| 53 PART* | TOTAL | 68 | 40 | 10 625 | 10 221 | 1 289 | 24 363 | 544 | 49 |
| 531 | DEPARTMENT STORES | 1 | 1 | (0) | (0) | (0) | (0) | (0) | (0) |
| 533 | LIMITED PRICE VARIETY STORES | 25 | 15 | 4 752 | 4 752 | 775 | 14 486 | 350 | 17 |
| 539 | MISCELLANEOUS GENERAL MERCHANDISE STORES | 42 | 24 | (0) | (0) | (0) | (0) | (0) | (0) |
| | FOOD STORES | | | | | | | | |
| 54 | TOTAL | 785 | 345 | 82 500 | 68 610 | 6 090 | 116 555 | 1 648 | 774 |
| 541 | GROCERY STORES, INCLUDING DELICATESSENS | 402 | 184 | 64 764 | 56 666 | 4 539 | 88 474 | 1 176 | 389 |
| 542 | MEAT MARKETS, FISH (SEAFOOD) MARKETS | 126 | 70 | 8 184 | 6 080 | 637 | 11 160 | 161 | 131 |
| 543 | FRUIT STORES, VEGETABLE MARKETS | 37 | 9 | 1 351 | 827 | 81 | 1 537 | 19 | 38 |
| 544 | CANDY, NUT, CONFECTIONERY STORES | 145 | 23 | 4 031 | 1 163 | 109 | 1 977 | 60 | 144 |
| 545-549 | OTHER FOOD STORES | 75 | 59 | 4 170 | 3 874 | 724 | 13 407 | 232 | 72 |
| | AUTOMOTIVE DEALERS | | | | | | | | |
| 55 EX.554 | TOTAL | 72 | 48 | 21 003 | 20 285 | 1 957 | 32 347 | 322 | 53 |
| | GASOLINE SERVICE STATIONS | | | | | | | | |
| 55PT(554) | TOTAL | 132 | 114 | 17 193 | 16 353 | 1 526 | 30 569 | 448 | 130 |
| | APPAREL, ACCESSORY STORES | | | | | | | | |
| 56 | TOTAL | 311 | 249 | 31 735 | 30 783 | 4 235 | 83 130 | 1 296 | 198 |
| 561,567 | MEN'S, BOYS' APPAREL STORES, CUSTOM TAILORS | 52 | 42 | 5 128 | 5 056 | 704 | 13 098 | 175 | 43 |
| 562-3,568 | WOMEN'S CLOTHING, SPECIALTY STORES | 149 | 121 | 14 325 | 13 893 | 1 975 | 38 554 | 643 | 93 |
| 562 | WOMEN'S READY-TO-WEAR STORES | 66 | 56 | 6 767 | 6 623 | 963 | 18 450 | 300 | 41 |
| 563,568 | WOMEN'S ACCESSORY, SPECIALTY STORES, FURRIERS | 83 | 65 | 7 558 | 7 270 | 1 012 | 20 104 | 343 | 52 |
| 565 | FAMILY CLOTHING STORES | 28 | 14 | 4 102 | 3 874 | 498 | 9 216 | 138 | 23 |
| 566 | SHOE STORES | 48 | 46 | 4 953 | 4 915 | 707 | 13 194 | 175 | 16 |
| 564,569 | OTHER APPAREL, ACCESSORY STORES | 34 | 26 | 3 227 | 3 045 | 351 | 9 068 | 165 | 23 |
| | FURNITURE, HOME FURNISHINGS, EQUIPMENT STORES | | | | | | | | |
| 57 | TOTAL | 148 | 102 | 14 828 | 13 364 | 1 906 | 35 488 | 395 | 119 |
| 571 | FURNITURE, HOME FURNISHINGS STORES | 99 | 73 | 9 972 | 9 476 | 1 426 | 27 573 | 315 | 75 |
| 572,573 | HOUSEHOLD APPLIANCE, RADIO, TELEVISION, MUSIC STORES | 49 | 29 | 4 856 | 3 888 | 480 | 7 915 | 80 | 44 |
| | EATING, DRINKING PLACES | | | | | | | | |
| 58 | TOTAL | 645 | 523 | 32 892 | 30 418 | 6 515 | 133 513 | 2 427 | 561 |
| 5812 | EATING PLACES | 298 | 234 | 18 607 | 17 645 | 4 531 | 94 101 | 1 816 | 251 |
| 5813 | DRINKING PLACES (ALCOHOLIC BEVERAGES) | 347 | 289 | 14 285 | 12 773 | 1 984 | 39 412 | 611 | 310 |
| | DRUG STORES, PROPRIETARY STORES | | | | | | | | |
| 59PT(591) | TOTAL | 88 | 84 | 10 084 | 10 026 | 1 476 | 28 158 | 365 | 77 |
| 591 (| DRUG STORES | 86 | 82 | (0) | (0) | (0) | (0) | (0) | (0) |
| (| PROPRIETARY STORES | 2 | 2 | (0) | (0) | (0) | (0) | (0) | (0) |
| | OTHER RETAIL STORES | | | | | | | | |
| 59 EX.591 | TOTAL | 370 | 214 | 40 546 | 36 424 | 4 362 | 89 435 | 1 048 | 313 |
| 592 | LIQUOR STORES | 88 | 78 | 9 605 | 8 975 | 736 | 15 351 | 246 | 67 |
| 593 | ANTIQUARIAN, SECONDHAND STORES | 20 | 14 | 1 208 | 1 150 | 193 | 3 700 | 69 | 18 |
| 594 | BOOK, STATIONERY STORES | 29 | 15 | 1 313 | 839 | 126 | 2 475 | 36 | 23 |
| 595 | SPORTING GOODS STORES, BICYCLE SHOPS | 5 | 3 | 319 | 305 | 47 | 936 | 13 | 3 |
| 596 | FARM, GARDEN SUPPLY STORES, INCLUDING FEED STORES | 1 | 1 | (0) | (0) | (0) | (0) | (0) | (0) |
| 597 | JEWELRY STORES | 23 | 11 | 1 897 | 1 609 | 232 | 3 873 | 57 | 20 |
| 598 | FUEL, ICE DEALERS | 54 | 26 | 19 372 | 18 462 | 2 314 | 46 453 | 410 | 43 |
| 599 | OTHER STORES | 150 | 66 | (0) | (0) | (0) | (0) | (0) | (0) |
| | NONSTORE RETAILERS* | | | | | | | | |
| 53 PART* | TOTAL | 99 | 23 | 4 773 | 3 481 | 401 | 7 935 | 98 | 88 |

Standard Notes: - Represents zero. (D) Withheld to avoid disclosure. (NA) Not available. (X) Not applicable.
 *Nonstore retailers, part of SIC major group 53, are shown separately in this table.

TABLE 6. Cities With 500 Establishments or More: 1963-Continued

| SIC code | City and kind of business | Establishments | | Sales | | Payroll, entire year (\$1,000) | Payroll, workweek ended nearest Nov. 15 (dollars) | Paid employees, workweek ended nearest Nov. 15 (number) | Active proprietors of unincorporated businesses (number) |
|---------------|--|----------------|-----------------------|-------------------------------------|---------------------------------------|--------------------------------|---|---|--|
| | | Total (number) | With payroll (number) | Total, all establishments (\$1,000) | Establishments with payroll (\$1,000) | | | | |
| NEW BRUNSWICK | | | | | | | | | |
| | RETAIL TRADE, TOTAL | 583 | 413 | 83 259 | 78 177 | 9 529 | 187 567 | 2 773 | 460 |
| | LUMBER, BUILDING MATERIALS, HARWARE, FARM EQUIPMENT DEALERS | | | | | | | | |
| 52 | TOTAL | 19 | 11 | 2 353 | 2 229 | 253 | 5 230 | 60 | 19 |
| 521 | LUMBER AND OTHER BUILDING MATERIALS DEALERS | 5 | 3 | 1 388 | 1 370 | 120 | 2 310 | 22 | 4 |
| 522-524 | HEATING, PLUMBING, PAINT, ELECTRICAL STORES | 5 | 5 | 518 | 518 | 97 | 2 350 | 28 | 2 |
| 5251 | HARWARE STORES | 9 | 3 | 447 | 341 | 36 | 570 | 10 | 13 |
| 5252 | FARM EQUIPMENT DEALERS | - | - | - | - | - | - | - | - |
| | GENERAL MERCHANDISE GROUP STORES* | | | | | | | | |
| 53 PART* | TOTAL | 11 | 9 | 8 099 | 7 925 | 1 292 | 24 855 | 429 | 9 |
| 531 | DEPARTMENT STORES | 1 | 1 | (0) | (0) | (0) | (0) | (0) | (0) |
| 533 | LIMITED PRICE VARIETY STORES | 3 | 3 | 1 952 | 1 952 | 362 | 6 651 | 174 | - |
| 539 | MISCELLANEOUS GENERAL MERCHANDISE STORES | 7 | 5 | (0) | (0) | (0) | (0) | (0) | (0) |
| | FOOD STORES | | | | | | | | |
| 54 | TOTAL | 115 | 53 | 13 663 | 11 295 | 984 | 18 683 | 297 | 117 |
| 541 | GROCERY STORES, INCLUDING DELICATESSENS | 58 | 22 | 10 502 | 9 096 | 665 | 12 255 | 183 | 62 |
| 542 | MEAT MARKETS, FISH (SEAFOOD) MARKETS | 12 | 8 | 1 101 | 933 | 81 | 1 486 | 21 | 13 |
| 543 | FRUIT STORES, VEGETABLE MARKETS | 7 | 1 | 283 | (0) | (0) | (0) | (0) | (0) |
| 544 | CANDY, NUT, CONFECTIONERY STORES | 16 | 8 | 644 | 352 | 48 | 1 002 | 22 | 12 |
| 545-549 | OTHER FOOD STORES | 22 | 14 | 1 133 | (0) | (0) | (0) | (0) | (0) |
| | AUTOMOTIVE DEALERS | | | | | | | | |
| 55 EX-554 | TOTAL | 15 | 13 | 17 574 | 17 534 | 1 438 | 26 974 | 281 | 4 |
| | GASOLINE SERVICE STATIONS | | | | | | | | |
| 55PT(554) | TOTAL | 24 | 20 | 3 165 | 2 713 | 263 | 6 075 | 73 | 29 |
| | APPAREL, ACCESSORY STORES | | | | | | | | |
| 56 | TOTAL | 74 | 66 | 11 348 | 11 242 | 1 754 | 33 344 | 528 | 34 |
| 561,567 | MEN'S, BOYS' APPAREL STORES, CUSTOM TAILORS | 15 | 15 | 2 708 | 2 708 | 376 | 6 789 | 82 | 2 |
| 562-3,568 | WOMEN'S CLOTHING, SPECIALTY STORES | 35 | 29 | 3 602 | 3 522 | 492 | 11 370 | 179 | 29 |
| 562 | WOMEN'S READY-TO-WEAR STORES | 18 | 16 | 2 772 | 2 740 | 383 | 8 965 | 135 | 14 |
| 563,568 | WOMEN'S ACCESSORY, SPECIALTY STORES, FURRIERS | 17 | 13 | 830 | 782 | 109 | 2 405 | 44 | 15 |
| 565 | FAMILY CLOTHING STORES | 5 | 5 | 2 809 | 2 809 | 509 | 8 497 | 185 | - |
| 566 | SHOE STORES | 15 | 13 | 1 707 | 1 681 | 317 | 5 446 | 64 | 2 |
| 564,569 | OTHER APPAREL, ACCESSORY STORES | 4 | 4 | 522 | 522 | 60 | 1 242 | 18 | 1 |
| | FURNITURE, HOME FURNISHINGS, EQUIPMENT STORES | | | | | | | | |
| 57 | TOTAL | 46 | 34 | 5 994 | 5 706 | 775 | 16 283 | 196 | 33 |
| 571 | FURNITURE, HOME FURNISHINGS STORES | 32 | 24 | 4 460 | 4 236 | 619 | 12 908 | 133 | 22 |
| 572,573 | HOUSEHOLD APPLIANCE, RADIO, TELEVISION, MUSIC STORES | 14 | 10 | 1 534 | 1 470 | 156 | 3 375 | 63 | 11 |
| | EATING, DRINKING PLACES | | | | | | | | |
| 58 | TOTAL | 149 | 119 | 8 246 | 7 524 | 1 299 | 28 219 | 523 | 121 |
| 5812 | EATING PLACES | 84 | 64 | 4 975 | 4 483 | 768 | 17 460 | 367 | 79 |
| 5813 | DRINKING PLACES (ALCOHOLIC BEVERAGES) | 65 | 55 | 3 271 | 3 041 | 531 | 10 759 | 156 | 42 |
| | DRUG STORES, PROPRIETARY STORES | | | | | | | | |
| 59PT(591) | TOTAL | 13 | 13 | 2 688 | 2 688 | 431 | 8 139 | 125 | 6 |
| 591 | DRUG STORES | 12 | 12 | (0) | (0) | (0) | (0) | (0) | (0) |
| | PROPRIETARY STORES | 1 | 1 | (0) | (0) | (0) | (0) | (0) | (0) |
| | OTHER RETAIL STORES | | | | | | | | |
| 59 EX-591 | TOTAL | 95 | 71 | 9 471 | 9 033 | 981 | 18 294 | 242 | 65 |
| 592 | LIQUOR STORES | 15 | 15 | 2 021 | 2 021 | 184 | 3 456 | 44 | 5 |
| 593 | ANTIQUA STORES, SECONHAND STORES | 8 | 4 | 261 | 223 | 22 | 385 | 6 | 6 |
| 594 | BOOK, STATIONERY STORES | 7 | 7 | 808 | 808 | 112 | 2 259 | 38 | 6 |
| 595 | SPORTING GOODS STORES, BICYCLE SHOPS | 5 | 3 | 340 | 294 | 36 | 755 | 9 | 3 |
| 596 | FARM, GARDEN SUPPLY STORES, INCLUDING FEED STORES | 2 | 2 | (0) | (0) | (0) | (0) | (0) | (0) |
| 597 | JEWELRY STORES | 9 | 9 | 1 050 | 1 050 | 162 | 3 022 | 37 | 4 |
| 598 | FUEL, ICE DEALERS | 4 | 4 | 1 816 | 1 816 | 144 | 2 549 | 24 | 2 |
| 599 | OTHER STORES | 45 | 27 | (0) | (0) | (0) | (0) | (0) | (0) |
| | NONSTORE RETAILERS* | | | | | | | | |
| 53 PART* | TOTAL | 22 | 4 | 658 | 288 | 59 | 1 471 | 19 | 23 |

Standard Notes: - Represents zero. (D) Withheld to avoid disclosure. (NA) Not available. (X) Not applicable.
 *Nonstore retailers, part of SIC major group 53, are shown separately in this table.

TABLE 6. Cities With 500 Establishments or More: 1963-Continued

| SIC code | City and kind of business | Establishments | | Sales | | Payroll, entire year (\$1,000) | Payroll, workweek ended nearest Nov. 15 (dollars) | Paid employees, workweek ended nearest Nov. 15 (number) | Active proprietors of unincorporated businesses (number) |
|-----------|--|----------------|-----------------------|-------------------------------------|---------------------------------------|--------------------------------|---|---|--|
| | | Total (number) | With payroll (number) | Total, all establishments (\$1,000) | Establishments with payroll (\$1,000) | | | | |
| | NEWARK | | | | | | | | |
| | RETAIL TRADE, TOTAL | 4 760 | 3 146 | 665 252 | 623 884 | 93 509 | 1 874 899 | 27 536 | 4 102 |
| | LUMBER, BUILDING MATERIALS, HARDWARE, FARM EQUIPMENT DEALERS | | | | | | | | |
| | TOTAL | 129 | 73 | 12 596 | 11 270 | 1 565 | 32 693 | 346 | 117 |
| 52 | LUMBER YARDS | 14 | 8 | 3 265 | 2 945 | 440 | 9 727 | 95 | 15 |
| 521 | BUILDING MATERIALS DEALERS | 7 | 7 | 1 239 | 1 239 | 216 | 4 478 | 45 | 1 |
| 522 | HEATING, PLUMBING EQUIPMENT DEALERS | 4 | 4 | (0) | (0) | (0) | (0) | (0) | (0) |
| 523 | PAINT, GLASS, WALLPAPER STORES | 23 | 19 | 3 018 | 2 990 | 348 | 7 012 | 73 | 14 |
| 524 | ELECTRICAL SUPPLY STORES | 2 | 2 | (0) | (0) | (0) | (0) | (0) | (0) |
| 5251 | HARDWARE STORES | 79 | 33 | 3 538 | 2 560 | 364 | 7 125 | 94 | 83 |
| 5252 | FARM EQUIPMENT DEALERS | - | - | - | - | - | - | - | - |
| | GENERAL MERCHANDISE GROUP STORES* | | | | | | | | |
| | TOTAL | 88 | 76 | 143 059 | 142 841 | 29 376 | 604 366 | 9 556 | 51 |
| 53 PART* | DEPARTMENT STORES | 6 | 6 | 124 532 | 124 532 | 27 466 | 553 796 | 8 463 | - |
| 533 | LIMITED PRICE VARIETY STORES | 24 | 24 | 13 385 | 13 375 | 1 360 | 39 447 | 925 | 9 |
| 539 | GENERAL MERCHANDISE STORES | 36 | 26 | 3 739 | 3 541 | 379 | 7 927 | 115 | 23 |
| | DRY GOODS STORES | 20 | 18 | (0) | (0) | (0) | (0) | (0) | (0) |
| | SEWING, NEEDLEWORK STORES | 2 | 2 | (0) | (0) | (0) | (0) | (0) | (0) |
| | FOOD STORES | | | | | | | | |
| | TOTAL | 1 153 | 537 | 121 078 | 102 490 | 8 886 | 181 854 | 2 638 | 1 177 |
| 54 | GROCERY STORES, INCLUDING DELICATESSENS | 589 | 287 | 91 858 | 81 600 | 6 421 | 129 315 | 1 813 | 597 |
| 542 | MEAT MARKETS | 145 | 71 | 11 163 | 8 767 | 779 | 16 418 | 210 | 162 |
| | FISH (SEAFOOD) MARKETS | 36 | 22 | 1 821 | 1 655 | 139 | 2 899 | 48 | 41 |
| 543 | FRUIT STORES, VEGETABLE MARKETS | 45 | 23 | 1 916 | 1 416 | 140 | 2 713 | 47 | 47 |
| 544 | CANDY, NUT, CONFECTIONERY STORES | 210 | 52 | 7 302 | 2 808 | 301 | 6 368 | 147 | 197 |
| 545 | DAIRY PRODUCTS STORES | 19 | 7 | 1 172 | 1 034 | 86 | 2 027 | 24 | 23 |
| 546 | RETAIL BAKERIES | 72 | 58 | 4 296 | 4 028 | 859 | 18 863 | 298 | 74 |
| 5462 | RETAIL BAKERIES, MANUFACTURING | 55 | 47 | 3 271 | 3 131 | 711 | 15 894 | 237 | 61 |
| 5463 | RETAIL BAKERIES, NONMANUFACTURING | 17 | 11 | 1 025 | 897 | 148 | 2 969 | 61 | 13 |
| 549 | EGG AND POULTRY DEALERS | 30 | 14 | 1 409 | (0) | (0) | (0) | (0) | (0) |
| | OTHER | 7 | 3 | 141 | (0) | (0) | (0) | (0) | (0) |
| | AUTOMOTIVE DEALERS | | | | | | | | |
| | TOTAL | 89 | 67 | 73 698 | 72 674 | 6 248 | 109 703 | 948 | 65 |
| 55 EX-554 | PASSENGER CAR DEALERS, FRANCHISED | 14 | 14 | 61 608 | 61 608 | 4 802 | 80 255 | 657 | 4 |
| 551 | DOMESTIC CAR DEALERS | 11 | 11 | 54 386 | 54 386 | 4 139 | 69 590 | 580 | 4 |
| | IMPORTED CAR DEALERS | 2 | 2 | (0) | (0) | (0) | (0) | (0) | (0) |
| | DOMESTIC AND IMPORTED CAR DEALERS | 1 | 1 | (0) | (0) | (0) | (0) | (0) | (0) |
| 552 | PASSENGER CAR DEALERS, NONFRANCHISED | 27 | 15 | 5 483 | (0) | (0) | (0) | (0) | (0) |
| 553 | TIRE, BATTERY, ACCESSORY DEALERS | 42 | 36 | 5 450 | 5 250 | 883 | 17 770 | 183 | 37 |
| | HOME AND AUTO SUPPLY STORES | - | - | - | - | - | - | - | - |
| 559 | MISCELLANEOUS AIRCRAFT, MARINE, AUTOMOTIVE DEALERS | 6 | 2 | 1 157 | (0) | (0) | (0) | (0) | (0) |
| | AIRCRAFT, BOAT, MOTORCYCLE DEALERS | 4 | 2 | 1 149 | (0) | (0) | (0) | (0) | (0) |
| | HOUSEHOLD TRAILER DEALERS | 2 | - | 8 | - | - | - | - | 2 |
| | OTHER AUTOMOTIVE DEALERS | - | - | - | - | - | - | - | - |
| | GASOLINE SERVICE STATIONS | | | | | | | | |
| 55PT(554) | TOTAL | 244 | 190 | 25 396 | 22 996 | 1 944 | 38 857 | 578 | 241 |
| | APPAREL, ACCESSORY STORES | | | | | | | | |
| | TOTAL | 455 | 357 | 66 550 | 63 644 | 9 726 | 189 751 | 2 827 | 321 |
| 56 | MEN'S, BOYS' APPAREL STORES, CUSTOM TAILORS | 118 | 98 | 17 623 | 17 101 | 2 918 | 55 007 | 608 | 74 |
| 561 | MEN'S, BOYS' CLOTHING AND FURNISHINGS STORES | 97 | 87 | 17 074 | 16 618 | 2 810 | 52 848 | 583 | 53 |
| 567 | CUSTOM TAILORS | 21 | 11 | 549 | 483 | 108 | 2 159 | 25 | 21 |
| 562-3,568 | WOMEN'S CLOTHING, SPECIALTY STORES | 163 | 139 | 29 282 | 28 730 | 4 463 | 89 417 | 1 597 | 129 |
| 562 | WOMEN'S READY-TO-WEAR STORES | 90 | 82 | 24 907 | 24 689 | 3 898 | 77 303 | 1 406 | 73 |
| 563,568 | WOMEN'S ACCESSORY, SPECIALTY STORES, FURRIERS | 73 | 57 | 4 375 | 4 041 | 565 | 12 114 | 191 | 56 |
| 563 | MILLINERY STORES | 10 | 8 | 360 | 322 | 51 | 1 132 | 26 | 7 |
| | CORSET, LINGERIE STORES | 13 | 11 | 912 | 872 | 121 | 2 919 | 40 | 8 |
| | HOSIERY STORES | 5 | 1 | 205 | (0) | (0) | (0) | (0) | (0) |
| | APPAREL, ACCESSORY, OTHER SPECIALTY STORES | 25 | 25 | 1 857 | (0) | (0) | (0) | (0) | (0) |
| 568 | FURRIERS, FUR SHOPS | 20 | 12 | 1 041 | 935 | 177 | 3 888 | 47 | 16 |
| 565 | FAMILY CLOTHING STORES | 55 | 23 | 5 606 | 4 336 | 566 | 11 392 | 182 | 50 |
| 566 | SHOE STORES | 85 | 79 | 11 827 | 11 657 | 1 547 | 28 943 | 356 | 35 |
| | MEN'S SHOE STORES | 23 | 23 | 2 697 | 2 697 | 401 | 7 480 | 71 | 3 |
| | WOMEN'S SHOE STORES | 28 | 28 | 4 538 | 4 538 | 661 | 11 944 | 152 | 14 |
| | CHILDREN'S, JUVENILES' SHOE STORES | 4 | 4 | 369 | 369 | 49 | 960 | 13 | 2 |
| | FAMILY SHOE STORES | 30 | 24 | 4 223 | 4 053 | 436 | 8 559 | 120 | 16 |
| 564 | CHILDREN'S, INFANTS' WEAR STORES | 21 | 15 | 1 379 | (0) | (0) | (0) | (0) | (0) |
| 569 | MISCELLANEOUS APPAREL, ACCESSORY STORES | 13 | 3 | 833 | (0) | (0) | (0) | (0) | (0) |
| | FURNITURE, HOME FURNISHINGS, EQUIPMENT STORES | | | | | | | | |
| | TOTAL | 243 | 185 | 38 417 | 36 929 | 6 063 | 118 663 | 1 224 | 139 |
| 571 | FURNITURE, HOME FURNISHINGS STORES | 183 | 135 | 28 396 | 27 256 | 4 627 | 92 141 | 940 | 111 |
| 5712 | FURNITURE STORES | 106 | 82 | 20 459 | 19 911 | 3 266 | 64 103 | 639 | 47 |
| 5713 | FLOOR COVERING STORES | 31 | 23 | 4 282 | 3 998 | 645 | 13 432 | 124 | 24 |
| 5714 | DRAPERY, CURTAIN, UPHOLSTERY STORES | 14 | 14 | 1 693 | 1 693 | 428 | 8 852 | 107 | 13 |
| 5715 | CHINA, GLASSWARE, METALWARE STORES | 7 | 5 | 328 | (0) | (0) | (0) | (0) | (0) |
| 5719 | MISCELLANEOUS HOME FURNISHINGS STORES | 25 | 11 | 1 634 | (0) | (0) | (0) | (0) | (0) |

Standard Notes: - Represents zero. (D) Withheld to avoid disclosure. (NA) Not available. (X) Not applicable.
 *Nonstore retailers, part of SIC major group 53, are shown separately in this table.

TABLE 6. Cities With 500 Establishments or More: 1963—Continued

| SIC code | City and kind of business | Establishments | | Sales | | Payroll, entire year (\$1,000) | Payroll, workweek ended nearest Nov. 15 (dollars) | Paid employees, workweek ended nearest Nov. 15 (number) | Active proprietors of unincorporated businesses (number) |
|--|---|-------------------|--------------------------|--|--|-----------------------------------|--|--|---|
| | | Total (number) | With payroll (number) | Total, all establishments (\$1,000) | Establishments with payroll (\$1,000) | | | | |
| <u>NEWARK--CONTINUEG</u> | | | | | | | | | |
| FURNITURE, HOME FURNISHINGS, EQUIPMENT STORES--CON. | | | | | | | | | |
| 572 | HOUSEHOLD APPLIANCE STORES | 27 | 23 | 5 001 | 4 965 | 642 | 12 364 | 135 | 13 |
| 5732 | RAIO, TELEVISION STORES | 17 | 13 | 1 861 | 1 637 | 236 | 4 746 | 45 | 9 |
| 5733 | MUSIC STORES | 16 | 14 | 3 159 | 3 071 | 558 | 9 412 | 104 | 6 |
| | RECORD SHOPS | 10 | 8 | 609 | 521 | 60 | 896 | 19 | 6 |
| | MUSICAL INSTRUMENT STORES | 6 | 6 | 2 550 | 2 550 | 498 | 8 516 | 85 | - |
| EATING, DRINKING PLACES | | | | | | | | | |
| 58 | TOTAL | 1 297 | 1 007 | 80 069 | 74 725 | 16 284 | 346 304 | 6 263 | 1 123 |
| 5812 | EATING PLACES | 693 | 503 | 50 171 | 47 283 | 11 792 | 254 034 | 4 912 | 596 |
| | RESTAURANTS, LUNCHROOMS | 464 | 396 | 34 232 | 33 254 | 8 319 | 173 594 | 3 334 | 396 |
| | CAFETERIAS | 20 | 18 | 2 174 | 2 158 | 680 | 13 070 | 234 | 6 |
| | REFRESHMENT PLACES | 172 | 60 | 7 436 | 5 614 | 1 053 | 30 361 | 687 | 177 |
| | CATERERS | 37 | 29 | 6 329 | 6 257 | 1 740 | 37 009 | 657 | 17 |
| 5813 | DRINKING PLACES (ALCOHOLIC BEVERAGES) | 604 | 504 | 29 898 | 27 442 | 4 492 | 92 270 | 1 351 | 527 |
| DRUG STORES, PROPRIETARY STORES | | | | | | | | | |
| 59PT(591) | TOTAL | 134 | 130 | 19 757 | 19 575 | 2 637 | 48 282 | 675 | 116 |
| 591 | DRUG STORES | 128 | 126 | 19 544 | 19 436 | 2 620 | 47 979 | 670 | 112 |
| | PROPRIETARY STORES | 6 | 4 | 213 | 139 | 17 | 303 | 5 | 4 |
| OTHER RETAIL STORES | | | | | | | | | |
| 59 EX+591 | TOTAL | 693 | 467 | 65 970 | 60 784 | 7 946 | 154 495 | 1 859 | 545 |
| 592 | LIQUOR STORES | 197 | 175 | 20 711 | 19 383 | 1 551 | 28 692 | 417 | 139 |
| 593 | ANTIQUA STORES, SECONOHANO STORES | 53 | 35 | 3 483 | 3 337 | 645 | 12 109 | 214 | 42 |
| 5932 | ANTIQUA STORES | 4 | - | 28 | - | - | - | - | 4 |
| 5933 | SECONOHANO STORES | 49 | 35 | 3 455 | 3 337 | 645 | 12 109 | 214 | 38 |
| 594 | BOOK, STATIONERY STORES | 36 | 22 | 1 897 | 1 557 | 267 | 4 976 | 62 | 30 |
| 5942 | BOOK STORES | 12 | 4 | 506 | 292 | 40 | 778 | 7 | 16 |
| 5943 | STATIONERY STORES | 24 | 18 | 1 391 | 1 275 | 227 | 4 198 | 55 | 14 |
| 595 | SPORTING GOODS STORES, BICYCLE SHOPS | 9 | 3 | 250 | (0) | (0) | (0) | (0) | (0) |
| 5952 | SPORTING GOODS STORES | 9 | 3 | 250 | (0) | (0) | (0) | (0) | (0) |
| 5953 | BICYCLE SHOPS | - | - | - | - | - | - | - | - |
| 5962 | HAY, GRAIN, FEED STORES | 1 | 1 | (0) | (0) | (0) | (0) | (0) | (0) |
| 5969 | OTHER FARM SUPPLY STORES | - | - | - | - | - | - | - | - |
| | GARDEN SUPPLY STORES | 1 | 1 | (0) | (0) | (0) | (0) | (0) | (0) |
| 597 | JEWELRY STORES | 51 | 37 | 6 721 | 6 393 | 850 | 17 557 | 213 | 37 |
| 598 | FUEL, ICE DEALERS | 85 | 49 | 18 179 | 17 511 | 2 789 | 53 901 | 469 | 65 |
| 5982 | COAL AND WOOD DEALERS | 14 | 8 | (0) | (0) | (0) | (0) | (0) | (0) |
| | ICE DEALERS | 6 | - | 50 | - | - | - | - | 6 |
| 5983 | FUEL OIL DEALERS | 64 | 40 | 16 611 | 16 053 | 2 617 | 50 349 | 419 | 44 |
| 5984 | BOTTLE GAS DEALERS | 1 | 1 | (0) | (0) | (0) | (0) | (0) | (0) |
| 5992 | FLORISTS | 51 | 29 | 1 935 | 1 673 | 361 | 6 901 | 93 | 46 |
| 5993 | CIGAR STORES, STANDS | 21 | 11 | 1 957 | 1 597 | 158 | 3 773 | 45 | 21 |
| 5994 | NEWS DEALERS, NEWSSTANDS | 48 | 24 | 2 518 | 1 922 | 179 | 3 379 | 65 | 35 |
| 5996 | CAMERA, PHOTOGRAPHIC SUPPLY STORES | 6 | 6 | 1 200 | 1 200 | 147 | 2 658 | 29 | 2 |
| 5997 | GIFT, NOVELTY, SOUVENIR SHOPS | 27 | 5 | 540 | 252 | 47 | 874 | 16 | 25 |
| 5998 | OPTICAL GOODS STORES | 43 | 31 | 1 513 | 1 285 | 272 | 4 970 | 54 | 44 |
| 5999 | TYPEWRITER STORES | - | - | - | - | - | - | - | - |
| | LUGGAGE, LEATHER GOODS STORES | 3 | 3 | (0) | (0) | (0) | (0) | (0) | (0) |
| | HOBBY, TOY, GAME SHOPS | 4 | 4 | 720 | 720 | 80 | 1 405 | 21 | 3 |
| | RELIGIOUS GOODS STORES | 5 | 3 | 554 | (0) | (0) | (0) | (0) | (0) |
| | PET SHOPS | 7 | 1 | 66 | (0) | (0) | (0) | (0) | (0) |
| | OTHER | 45 | 27 | 3 012 | 2 628 | 424 | 9 687 | 118 | 33 |
| NONSTORE RETAILERS* | | | | | | | | | |
| 53 PART* | TOTAL | 235 | 57 | 18 662 | 15 956 | 2 834 | 49 931 | 622 | 207 |
| 532 | MAIL-ORDER HOUSES | 7 | 5 | 1 989 | (0) | (0) | (0) | (0) | (0) |
| 534 | MERCHANDISE VENDING MACHINE OPERATORS | 24 | 12 | 3 355 | (0) | (0) | (0) | (0) | (0) |
| 535 | DIRECT SELLING (HOUSE-TO-HOUSE) ORGANIZATIONS | 204 | 40 | 13 318 | 10 816 | 2 168 | 35 952 | 452 | 188 |
| <u>PASSAIC</u> | | | | | | | | | |
| RETAIL TRADE, TOTAL | | | | | | | | | |
| | | 894 | 572 | 142 443 | 133 743 | 14 134 | 287 115 | 4 125 | 778 |
| LUMBER, BUILDING MATERIALS, HARDWARE, FARM EQUIPMENT DEALERS | | | | | | | | | |
| 52 | TOTAL | 27 | 19 | 3 006 | 2 808 | 334 | 7 137 | 89 | 20 |
| 521 | LUMBER AND OTHER BUILDING MATERIALS DEALERS | 6 | 4 | 610 | 596 | 73 | 1 217 | 14 | 4 |
| 522-524 | HEATING, PLUMBING, PAINT, ELECTRICAL STORES | 12 | 10 | 1 376 | 1 350 | 153 | 3 511 | 43 | 9 |
| 5251 | HARDWARE STORES | 9 | 5 | 1 020 | 862 | 108 | 2 409 | 32 | 7 |
| 5252 | FARM EQUIPMENT DEALERS | - | - | - | - | - | - | - | - |
| GENERAL MERCHANDISE GROUP STORES* | | | | | | | | | |
| 53 PART* | TOTAL | 28 | 24 | 9 524 | 9 490 | 1 368 | 29 609 | 470 | 25 |
| 531 | DEPARTMENT STORES | - | - | - | - | - | - | - | - |
| 533 | LIMITED PRICE VARIETY STORES | 5 | 5 | (0) | (0) | (0) | (0) | (0) | (0) |
| 539 | MISCELLANEOUS GENERAL MERCHANDISE STORES | 23 | 19 | (0) | (0) | (0) | (0) | (0) | (0) |

Standard Notes: - Represents zero. (D) Withheld to avoid disclosure. (NA) Not available. (X) Not applicable.
*Nonstore retailers, part of SIC major group 53, are shown separately in this table.

TABLE 6. Cities With 500 Establishments or More: 1963-Continued

| SIC code | City and kind of business | Establishments | | Sales | | Payroll, entire year (\$1,000) | Payroll, workweek ended nearest Nov. 15 (dollars) | Paid employees, workweek ended nearest Nov. 15 (number) | Active proprietors of unincorporated businesses (number) |
|--|--|----------------|-----------------------|-------------------------------------|---------------------------------------|--------------------------------|---|---|--|
| | | Total (number) | With payroll (number) | Total, all establishments (\$1,000) | Establishments with payroll (\$1,000) | | | | |
| PASSAIC--CONTINUED | | | | | | | | | |
| FOOD STORES | | | | | | | | | |
| 54 | TOTAL | 200 | 94 | 31 357 | 27 535 | 2 335 | 45 312 | 695 | 202 |
| 541 | GROCERY STORES, INCLUDING DELICATESSENS. | 86 | 42 | 24 818 | 23 222 | 1 667 | 31 487 | 475 | 86 |
| 542 | MEAT MARKETS, FISH (SEAFOOD) MARKETS | 34 | 18 | 2 414 | 1 682 | 163 | 2 886 | 38 | 39 |
| 543 | FRUIT STORES, VEGETABLE MARKETS. | 9 | 5 | 360 | 278 | 28 | 571 | 8 | 7 |
| 544 | CANDY, NUT, CONFECTIONERY STORES | 37 | 11 | 1 510 | 548 | 43 | 823 | 26 | 37 |
| 545-549 | OTHER FOOD STORES. | 34 | 18 | 2 255 | 1 805 | 434 | 9 545 | 148 | 33 |
| AUTOMOTIVE DEALERS | | | | | | | | | |
| 55 EX.554 | TOTAL. | 14 | 14 | 11 551 | 11 551 | 1 013 | 18 456 | 164 | 5 |
| GASOLINE SERVICE STATIONS | | | | | | | | | |
| 55PT(554) | TOTAL. | 40 | 30 | 2 931 | 2 505 | 204 | 4 381 | 74 | 43 |
| APPAREL, ACCESSORY STORES | | | | | | | | | |
| 56 | TOTAL. | 136 | 102 | 18 306 | 17 612 | 2 603 | 51 355 | 805 | 93 |
| 561,567 | MEN'S, BOYS' APPAREL STORES, CUSTOM TAILORS. | 26 | 22 | 5 634 | 5 440 | 663 | 12 315 | 154 | 22 |
| 562-3,568 | WOMEN'S CLOTHING, SPECIALTY STORES | 65 | 53 | 8 263 | 8 005 | 1 377 | 28 474 | 480 | 42 |
| 562 | WOMEN'S READY-TO-WEAR STORES | 33 | 27 | 4 632 | 4 462 | 598 | 13 195 | 234 | 15 |
| 563,568 | WOMEN'S ACCESSORY, SPECIALTY STORES, FURRIERS. | 32 | 26 | 3 631 | 3 543 | 779 | 15 279 | 246 | 27 |
| 565 | FAMILY CLOTHING STORES | 19 | 3 | 410 | (0) | (0) | (0) | (0) | (0) |
| 566 | SHOE STORES. | 20 | 20 | 2 592 | 2 592 | 392 | 7 168 | 76 | 4 |
| 564,569 | OTHER APPAREL, ACCESSORY STORES. | 6 | 4 | 1 407 | (0) | (0) | (0) | (0) | (0) |
| FURNITURE, HOME FURNISHINGS, EQUIPMENT STORES | | | | | | | | | |
| 57 | TOTAL. | 72 | 48 | 8 651 | 8 229 | 981 | 22 086 | 262 | 52 |
| 571 | FURNITURE, HOME FURNISHINGS STORES | 52 | 38 | 5 333 | 5 025 | 771 | 15 880 | 185 | 33 |
| 572,573 | HOUSEHOLD APPLIANCE, RADIO, TELEVISION, MUSIC STORES | 20 | 10 | 3 318 | 3 204 | 210 | 6 206 | 77 | 19 |
| EATING, DRINKING PLACES | | | | | | | | | |
| 58 | TOTAL. | 200 | 130 | 7 762 | 6 414 | 1 248 | 26 791 | 546 | 184 |
| 5812 | EATING PLACES. | 89 | 67 | 4 364 | 4 056 | 915 | 19 471 | 419 | 74 |
| 5813 | DRINKING PLACES (ALCOHOLIC BEVERAGES). | 111 | 63 | 3 398 | 2 358 | 333 | 7 320 | 127 | 110 |
| DRUG STORES, PROPRIETARY STORES | | | | | | | | | |
| 59PT(591) | TOTAL. | 25 | 23 | 2 072 | 2 038 | 248 | 4 749 | 72 | 20 |
| 591 | DRUG STORES. | 24 | 22 | (D) | (0) | (0) | (0) | (0) | (0) |
| (| PROPRIETARY STORES | 1 | 1 | (D) | (0) | (0) | (0) | (0) | (D) |
| OTHER RETAIL STORES | | | | | | | | | |
| 59 EX.591 | TOTAL. | 132 | 80 | 10 609 | (0) | (0) | (0) | (0) | (0) |
| 592 | LIQUOR STORES. | 34 | 18 | 2 284 | 1 568 | 94 | 1 841 | 28 | 32 |
| 593 | ANTIQUA STORES, SECONHAND STORES. | 10 | 2 | 634 | (0) | (0) | (0) | (0) | (0) |
| 594 | BOOK, STATIONERY STORES. | 7 | 5 | 360 | (0) | (0) | (0) | (0) | (0) |
| 595 | SPORTING GOODS STORES, BICYCLE SHOPS | 8 | 2 | (0) | (0) | (0) | (0) | (0) | (0) |
| 596 | FARM, GARDEN SUPPLY STORES, INCLUDING FEEO STORES. | 2 | 2 | (0) | (0) | (0) | (0) | (0) | (0) |
| 597 | JEWELRY STORES | 16 | 12 | 1 244 | 1 128 | 122 | 2 309 | 34 | 12 |
| 598 | FUEL, ICE DEALERS. | 14 | 14 | 3 420 | 3 420 | 415 | 7 504 | 78 | 6 |
| 599 | OTHER STORES | 41 | 25 | 2 259 | 1 873 | 255 | 5 258 | 76 | 40 |
| NONSTORE RETAILERS* | | | | | | | | | |
| 53 PART* | TOTAL. | 20 | 8 | 36 674 | (0) | (0) | (0) | (0) | (0) |
| PATERSON | | | | | | | | | |
| RETAIL TRADE, TOTAL. | | | | | | | | | |
| | | 1 762 | 1 104 | 206 669 | 188 647 | 24 310 | 482 465 | 6 814 | 1 594 |
| LUMBER, BUILDING MATERIALS, HARDWARE, FARM EQUIPMENT DEALERS | | | | | | | | | |
| 52 | TOTAL. | 40 | 30 | 5 608 | 5 352 | 636 | 12 144 | 128 | 19 |
| 521 | LUMBER AND OTHER BUILDING MATERIALS DEALERS. | 8 | 8 | 1 654 | 1 654 | 185 | 3 955 | 36 | - |
| 522-524 | HEATING, PLUMBING, PAINT, ELECTRICAL STORES. | 9 | 9 | 1 861 | 1 861 | 183 | 3 942 | 38 | 2 |
| 5251 | HARDWARE STORES. | 23 | 13 | 2 093 | 1 837 | 268 | 4 247 | 54 | 17 |
| 5252 | FARM EQUIPMENT DEALERS | - | - | - | - | - | - | - | - |
| GENERAL MERCHANDISE GROUP STORES* | | | | | | | | | |
| 53 PART* | TOTAL. | 27 | 21 | 24 358 | 24 198 | 4 153 | 80 331 | 1 438 | 15 |
| 531 | DEPARTMENT STORES. | 2 | 2 | (D) | (D) | (D) | (0) | (D) | (D) |
| 533 | LIMITED PRICE VARIETY STORES | 6 | 6 | 3 715 | 3 715 | 705 | 13 204 | 308 | 2 |
| 539 | MISCELLANEOUS GENERAL MERCHANDISE STORES | 19 | 13 | (D) | (0) | (0) | (0) | (D) | (0) |
| FOOD STORES | | | | | | | | | |
| 54 | TOTAL | 434 | 190 | 43 100 | 35 200 | 3 194 | 67 330 | 957 | 446 |
| 541 | GROCERY STORES, INCLUDING DELICATESSENS. | 223 | 81 | 29 281 | 24 619 | 1 951 | 39 483 | 535 | 225 |
| 542 | MEAT MARKETS, FISH (SEAFOOD) MARKETS | 64 | 36 | 6 681 | 5 509 | 508 | 11 170 | 122 | 70 |
| 543 | FRUIT STORES, VEGETABLE MARKETS. | 21 | 11 | 1 251 | 1 085 | 122 | 2 242 | 30 | 23 |
| 544 | CANDY, NUT, CONFECTIONERY STORES | 77 | 25 | 2 909 | 1 397 | 144 | 2 800 | 70 | 76 |
| 545-549 | OTHER FOOD STORES. | 49 | 37 | 2 978 | 2 590 | 469 | 11 635 | 200 | 52 |

Standard Notes: - Represents zero. (D) Withheld to avoid disclosure. (NA) Not available. (X) Not applicable.
 *Nonstore retailers, part of SIC major group 53, are shown separately in this table.

TABLE 6. Cities With 500 Establishments or More: 1963-Continued

| SIC code | City and kind of business | Establishments | | Sales | | Payroll, entire year (\$1,000) | Payroll, workweek ended nearest Nov. 15 (dollars) | Paid employees, workweek ended nearest Nov. 15 (number) | Active proprietors of unincorporated businesses (number) |
|--|--|----------------|-----------------------|-------------------------------------|---------------------------------------|--------------------------------|---|---|--|
| | | Total (number) | With payroll (number) | Total, all establishments (\$1,000) | Establishments with payroll (\$1,000) | | | | |
| PATERSON--CONTINUEO | | | | | | | | | |
| AUTOMOTIVE DEALERS | | | | | | | | | |
| 55 EX.554 | TOTAL | 65 | 43 | 39 079 | 38 501 | 3 394 | 64 887 | 546 | 46 |
| GASOLINE SERVICE STATIONS | | | | | | | | | |
| 55PT(554) | TOTAL | 119 | 79 | 9 666 | 7 762 | 551 | 11 810 | 175 | 141 |
| APPAREL, ACCESSORY STORES | | | | | | | | | |
| 56 | TOTAL | 184 | 130 | 21 469 | 20 339 | 2 939 | 56 723 | 879 | 137 |
| 561,567 | MEN'S, BOYS' APPAREL STORES, CUSTOM TAILORS | 40 | 30 | 4 829 | 4 503 | 645 | 11 801 | 145 | 30 |
| 562-3,568 | WOMEN'S CLOTHING, SPECIALTY STORES | 80 | 60 | 7 751 | 7 521 | 1 059 | 21 441 | 402 | 59 |
| 562 | WOMEN'S READY-TO-WEAR STORES | 39 | 33 | 4 987 | 4 907 | 746 | 15 720 | 285 | 24 |
| 563,568 | WOMEN'S ACCESSORY, SPECIALTY STORES, FURRIERS | 41 | 27 | 2 764 | 2 614 | 313 | 5 721 | 117 | 35 |
| 565 | FAMILY CLOTHING STORES | 24 | 6 | 4 294 | 3 894 | 571 | 11 344 | 172 | 22 |
| 566 | SHOE STORES | 34 | 28 | 3 799 | 3 625 | 559 | 9 915 | 113 | 20 |
| 564,569 | OTHER APPAREL, ACCESSORY STORES | 6 | 6 | 796 | 796 | 105 | 2 222 | 47 | 6 |
| FURNITURE, HOME FURNISHINGS, EQUIPMENT STORES | | | | | | | | | |
| 57 | TOTAL | 104 | 86 | 16 152 | 15 720 | 2 597 | 50 366 | 553 | 72 |
| 571 | FURNITURE, HOME FURNISHINGS STORES | 67 | 57 | 11 645 | 11 319 | 2 088 | 39 948 | 412 | 46 |
| 572,573 | HOUSEHOLD APPLIANCE, RADIO, TELEVISION, MUSIC STORES | 37 | 29 | 4 507 | 4 401 | 509 | 10 418 | 141 | 26 |
| EATING, DRINKING PLACES | | | | | | | | | |
| 58 | TOTAL | 395 | 293 | 18 078 | 16 276 | 3 504 | 73 575 | 1 327 | 364 |
| 5812 | EATING PLACES | 172 | 126 | 10 248 | 9 592 | 2 454 | 50 463 | 933 | 153 |
| 5813 | DRINKING PLACES (ALCOHOLIC BEVERAGES) | 223 | 167 | 7 830 | 6 684 | 1 050 | 23 112 | 394 | 211 |
| DRUG STORES, PROPRIETARY STORES | | | | | | | | | |
| 59PT(591) | TOTAL | 49 | 47 | 6 423 | 6 327 | 928 | 19 162 | 248 | 33 |
| 591 | DRUG STORES | 49 | 47 | 6 423 | 6 327 | 928 | 19 162 | 248 | 33 |
| | PROPRIETARY STORES | - | - | - | - | - | - | - | - |
| OTHER RETAIL STORES | | | | | | | | | |
| 59 EX.591 | TOTAL | 289 | 167 | 20 421 | 17 169 | 2 112 | 40 933 | 504 | 276 |
| 592 | LIQUOR STORES | 58 | 44 | 5 014 | 4 182 | 285 | 5 650 | 81 | 53 |
| 593 | ANTIQUA STORES, SECONHAND STORES | 29 | 13 | 1 039 | 765 | 116 | 2 361 | 37 | 32 |
| 594 | BOOK, STATIONERY STORES | 13 | 7 | 1 132 | 834 | 141 | 4 241 | 29 | 14 |
| 595 | SPORTING GOODS STORES, BICYCLE SHOPS | 11 | 7 | 704 | 632 | 66 | 1 337 | 21 | 9 |
| 596 | FARM, GARDEN SUPPLY STORES, INCLUDING FEEO STORES | 3 | 1 | 122 | (0) | (0) | (0) | (0) | (0) |
| 597 | JEWELRY STORES | 26 | 18 | 1 699 | 1 633 | 263 | 4 562 | 52 | 20 |
| 598 | FUEL, ICE DEALERS | 38 | 20 | 5 608 | 5 388 | 723 | 12 596 | 134 | 34 |
| 599 | OTHER STORES | 111 | 57 | 5 103 | (0) | (0) | (0) | (0) | (0) |
| NONSTORE RETAILERS* | | | | | | | | | |
| 53 PART* | TOTAL | 56 | 18 | 2 315 | 1 803 | 302 | 5 204 | 59 | 45 |
| PERTH AMBOY | | | | | | | | | |
| RETAIL TRADE, TOTAL | | | | | | | | | |
| | | 583 | 421 | 79 854 | 75 416 | 9 379 | 180 175 | 2 474 | 461 |
| LUMBER, BUILDING MATERIALS, HARDWARE, FARM EQUIPMENT DEALERS | | | | | | | | | |
| 52 | TOTAL | 14 | 10 | 1 708 | 1 676 | 236 | 4 388 | 40 | 11 |
| 521 | LUMBER AND OTHER BUILDING MATERIALS DEALERS | 5 | 3 | 1 247 | (0) | (0) | (0) | (0) | (0) |
| 522-524 | HEATING, PLUMBING, PAINT, ELECTRICAL STORES | 6 | 4 | 182 | (0) | (0) | (0) | (0) | (0) |
| 5251 | HARDWARE STORES | 3 | 3 | 279 | 279 | 32 | 649 | 8 | 3 |
| 5252 | FARM EQUIPMENT DEALERS | - | - | - | - | - | - | - | - |
| GENERAL MERCHANDISE GROUP STORES* | | | | | | | | | |
| 53 PART* | TOTAL | 16 | 16 | 6 827 | 6 827 | 1 215 | 22 661 | 359 | 7 |
| 531 | DEPARTMENT STORES | 1 | 1 | (0) | (0) | (0) | (0) | (0) | (0) |
| 533 | LIMITED PRICE VARIETY STORES | 3 | 3 | 1 261 | 1 261 | 243 | 4 366 | 100 | 1 |
| 539 | MISCELLANEOUS GENERAL MERCHANDISE STORES | 12 | 12 | (0) | (0) | (0) | (0) | (0) | (0) |
| FOOD STORES | | | | | | | | | |
| 54 | TOTAL | 114 | 64 | 17 471 | 16 023 | 1 713 | 33 770 | 477 | 92 |
| 541 | GROCERY STORES, INCLUDING DELICATESSENS | 53 | 27 | 10 189 | 9 405 | 704 | 12 957 | 193 | 50 |
| 542 | MEAT MARKETS, FISH (SEAFOOD) MARKETS | 21 | 15 | 4 897 | 4 683 | 487 | 10 211 | 123 | 10 |
| 543 | FRUIT STORES, VEGETABLE MARKETS | 4 | - | 86 | - | - | - | - | 4 |
| 544 | CANDY, NUT, CONFECTIONERY STORES | 20 | 8 | 809 | 475 | 39 | 670 | 17 | 18 |
| 545-549 | OTHER FOOD STORES | 16 | 14 | 1 490 | 1 460 | 483 | 9 932 | 144 | 10 |
| AUTOMOTIVE DEALERS | | | | | | | | | |
| 55 EX.554 | TOTAL | 27 | 17 | 18 071 | 17 727 | 1 478 | 24 510 | 233 | 15 |
| GASOLINE SERVICE STATIONS | | | | | | | | | |
| 55PT(554) | TOTAL | 44 | 28 | 3 065 | 2 519 | 165 | 3 255 | 57 | 45 |

Standard Notes: - Represents zero. (D) Withheld to avoid disclosure. (NA) Not available. (X) Not applicable.
 *Nonstore retailers, part of SIC major group 53, are shown separately in this table.

TABLE 6. Cities With 500 Establishments or More: 1963-Continued

| SIC code | City and kind of business | Establishments | | Sales | | Payroll, entire year (\$1,000) | Payroll, workweek ended nearest Nov. 15 (dollars) | Paid employees, workweek ended nearest Nov. 15 (number) | Active proprietors of unincorporated businesses (number) |
|---|--|----------------|-----------------------|-------------------------------------|---------------------------------------|--------------------------------|---|---|--|
| | | Total (number) | With payroll (number) | Total, all establishments (\$1,000) | Establishments with payroll (\$1,000) | | | | |
| <u>PERTH AMBOY--CONTINUED</u> | | | | | | | | | |
| APPAREL, ACCESSORY STORES | | | | | | | | | |
| 56 | TOTAL | 85 | 73 | 8 719 | 8 525 | 1 125 | 21 305 | 336 | 64 |
| 561,567 | MEN'S, BOYS' APPAREL STORES, CUSTOM TAILORS. | 20 | 14 | 1 734 | 1 586 | 250 | 4 123 | 47 | 18 |
| 562-3,568 | WOMEN'S CLOTHING, SPECIALTY STORES | 34 | 32 | 3 817 | 3 803 | 448 | 8 906 | 163 | 32 |
| 562 | WOMEN'S READY-TO-WEAR STORES | 18 | 18 | 2 601 | 2 601 | 337 | 6 449 | 119 | 15 |
| 563,568 | WOMEN'S ACCESSORY, SPECIALTY STORES, FURRIERS. | 16 | 14 | 1 216 | 1 202 | 111 | 2 457 | 44 | 17 |
| 565 | FAMILY CLOTHING STORES | 9 | 5 | 908 | 876 | 126 | 2 678 | 45 | 6 |
| 566 | SHOE STORES. | 16 | 16 | 1 694 | 1 694 | 248 | 4 396 | 57 | 4 |
| 564,569 | OTHER APPAREL, ACCESSORY STORES. | 6 | 6 | 566 | 566 | 53 | 1 202 | 24 | 4 |
| FURNITURE, HOME FURNISHINGS, EQUIPMENT STORES | | | | | | | | | |
| 57 | TOTAL | 36 | 32 | 5 325 | 5 245 | 784 | 16 310 | 188 | 24 |
| 571 | FURNITURE, HOME FURNISHINGS STORES | 15 | 15 | 1 602 | 1 602 | 250 | 4 750 | 54 | 8 |
| 572,573 | HOUSEHOLD APPLIANCE, RADIO, TELEVISION, MUSIC STORES | 21 | 17 | 3 723 | 3 643 | 534 | 11 560 | 134 | 16 |
| EATING, DRINKING PLACES | | | | | | | | | |
| 58 | TOTAL | 127 | 97 | 6 157 | 5 499 | 1 025 | 20 890 | 399 | 109 |
| 5812 | EATING PLACES. | 57 | 49 | 3 605 | 3 495 | 711 | 14 275 | 291 | 53 |
| 5813 | DRINKING PLACES (ALCOHOLIC BEVERAGES). | 70 | 48 | 2 552 | 2 004 | 314 | 6 615 | 108 | 56 |
| DRUG STORES, PROPRIETARY STORES | | | | | | | | | |
| 59PT(591) | TOTAL | 18 | 18 | 1 873 | 1 873 | 308 | 5 927 | 91 | 8 |
| 591 | DRUG STORES. | 17 | 17 | (0) | (0) | (0) | (0) | (0) | (0) |
| (| PROPRIETARY STORES | 1 | 1 | (0) | (0) | (0) | (0) | (0) | (0) |
| OTHER RETAIL STORES | | | | | | | | | |
| 59 EX.591 | TOTAL | 91 | 61 | 9 237 | 8 159 | 1 086 | 22 311 | 244 | 76 |
| 592 | LIQUOR STORES. | 12 | 10 | 1 494 | 1 424 | 130 | 2 195 | 44 | 8 |
| 593 | ANTIQUA STORES, SECONOHANO STORES. | 5 | 1 | 357 | (0) | (0) | (0) | (0) | (0) |
| 594 | BOOK, STATIONERY STORES. | 7 | 5 | 720 | 690 | 94 | 2 005 | 24 | 5 |
| 595 | SPORTING GOODS STORES, BICYCLE SHOPS | 3 | 1 | 102 | (0) | (0) | (0) | (0) | (0) |
| 596 | FARM, GARDEN SUPPLY STORES, INCLUDING FEEO STORES. | 2 | 2 | (0) | (0) | (0) | (0) | (0) | (0) |
| 597 | JEWELRY STORES | 10 | 8 | 542 | 456 | 74 | 1 419 | 16 | 6 |
| 598 | FUEL, ICE DEALERS. | 15 | 13 | 3 676 | 3 634 | 534 | 10 379 | 78 | 11 |
| 599 | OTHER STORES | 37 | 21 | (0) | (0) | (0) | (0) | (0) | (0) |
| NONSTORE RETAILERS* | | | | | | | | | |
| 53 PART* | TOTAL | 11 | 5 | 1 401 | 1 343 | 244 | 4 848 | 50 | 10 |
| <u>PLAINFIELD</u> | | | | | | | | | |
| RETAIL TRADE, TOTAL | | | | | | | | | |
| | | 524 | 418 | 116 535 | 113 587 | 13 267 | 271 465 | 3 811 | 395 |
| LUMBER, BUILDING MATERIALS, HARWARE, FARM EQUIPMENT DEALERS | | | | | | | | | |
| 52 | TOTAL | 18 | 16 | 4 913 | 4 869 | 659 | 16 260 | 146 | 11 |
| 521 | LUMBER AND OTHER BUILDING MATERIALS DEALERS. | 5 | 5 | (0) | (0) | (0) | (0) | (0) | (0) |
| 522-524 | HEATING, PLUMBING, PAINT, ELECTRICAL STORES. | 6 | 6 | 620 | 620 | 114 | 2 181 | 21 | 4 |
| 5251 | HARWARE STORES. | 7 | 5 | (0) | (0) | (0) | (0) | (0) | (0) |
| 5252 | FARM EQUIPMENT DEALERS | - | - | - | - | - | - | - | - |
| GENERAL MERCHANOISE GROUP STORES* | | | | | | | | | |
| 53 PART* | TOTAL | 17 | 17 | 30 903 | 30 903 | 3 893 | 77 834 | 1 455 | 7 |
| 531 | DEPARTMENT STORES. | 4 | 4 | 25 638 | 25 638 | 3 085 | 62 320 | 1 195 | - |
| 533 | LIMITED PRICE VARIETY STORES | 5 | 5 | 1 714 | 1 714 | 321 | 5 769 | 133 | 1 |
| 539 | MISCELLANEOUS GENERAL MERCHANDISE STORES | 8 | 8 | 3 551 | 3 551 | 487 | 9 745 | 127 | 6 |
| FOOD STORES | | | | | | | | | |
| 54 | TOTAL | 83 | 53 | 17 585 | 16 253 | 1 592 | 31 505 | 460 | 69 |
| 541 | GROCERY STORES, INCLUDING DELICATESSENS. | 35 | 23 | 13 900 | 13 260 | 1 121 | 20 864 | 300 | 24 |
| 542 | MEAT MARKETS, FISH (SEAFOOD) MARKETS | 13 | 9 | 1 377 | 1 299 | 133 | 2 809 | 32 | 11 |
| 543 | FRUIT STORES, VEGETABLE MARKETS. | 5 | 1 | 331 | (0) | (0) | (0) | (0) | (0) |
| 544 | CANDY, NUT, CONFECTIONERY STORES | 15 | 9 | 691 | 465 | 44 | 809 | 22 | 11 |
| 545-549 | OTHER FOOD STORES. | 15 | 11 | 1 286 | (0) | (0) | (0) | (0) | (0) |
| AUTOMOTIVE DEALERS | | | | | | | | | |
| 55 EX.554 | TOTAL | 35 | 27 | 28 610 | 28 528 | 2 151 | 45 637 | 378 | 18 |
| GASOLINE SERVICE STATIONS | | | | | | | | | |
| 55PT(554) | TOTAL | 34 | 30 | 3 973 | 3 811 | 330 | 7 203 | 112 | 34 |
| APPAREL, ACCESSORY STORES | | | | | | | | | |
| 56 | TOTAL | 84 | 74 | 8 472 | 8 048 | 1 061 | 19 812 | 334 | 59 |
| 561,567 | MEN'S, BOYS' APPAREL STORES, CUSTOM TAILORS. | 13 | 13 | 1 665 | 1 665 | 250 | 4 725 | 73 | 7 |
| 562-3,568 | WOMEN'S CLOTHING, SPECIALTY STORES | 43 | 37 | 3 658 | 3 320 | 400 | 7 692 | 145 | 35 |
| 562 | WOMEN'S READY-TO-WEAR STORES | 22 | 22 | 2 269 | 2 269 | 285 | 5 663 | 101 | 13 |
| 563,568 | WOMEN'S ACCESSORY, SPECIALTY STORES, FURRIERS. | 21 | 15 | 1 389 | 1 051 | 115 | 2 029 | 44 | 22 |

Standard Notes: - Represents zero. (D) Withheld to avoid disclosure. (NA) Not available. (X) Not applicable. ¹ Revised
 *Nonstore retailers, part of SIC major group 53, are shown separately in this table.

TABLE 6. Cities With 500 Establishments or More: 1963-Continued

| SIC code | City and kind of business | Establishments | | Sales | | Payroll, entire year (\$1,000) | Payroll, workweek ended nearest Nov. 15 (dollars) | Paid employees, workweek ended nearest Nov. 15 (number) | Active proprietors of unincorporated businesses (number) |
|--|--|----------------|--------------|---------------------------|-----------------------------|--------------------------------|---|---|--|
| | | Total | With payroll | Total, all establishments | Establishments with payroll | | | | |
| | | (number) | (number) | (\$1,000) | (\$1,000) | | | | |
| PLAINFIELD--CONTINUED | | | | | | | | | |
| APPAREL, ACCESSORY STORES--CONTINUED | | | | | | | | | |
| 565 | FAMILY CLOTHING STORES | 7 | 5 | (0) | (0) | (0) | (0) | (0) | (0) |
| 566 | SHOE STORES | 19 | 17 | 1 798 | 1 768 | 254 | 4 449 | 57 | 8 |
| 564, 569 | OTHER APPAREL, ACCESSORY STORES | 2 | 2 | (0) | (0) | (0) | (0) | (0) | (0) |
| FURNITURE, HOME FURNISHINGS, EQUIPMENT STORES | | | | | | | | | |
| S7 | TOTAL | 45 | 37 | 7 346 | 7 236 | 1 128 | 23 230 | 253 | 30 |
| 571 | FURNITURE, HOME FURNISHINGS STORES | 34 | 26 | 4 984 | 4 874 | 834 | 17 055 | 187 | 26 |
| 572, 573 | HOUSEHOLD APPLIANCE, RADIO, TELEVISION, MUSIC STORES | 11 | 11 | 2 362 | 2 362 | 294 | 6 175 | 66 | 4 |
| EATING, DRINKING PLACES | | | | | | | | | |
| S8 | TOTAL | 60 | 48 | 3 132 | 2 896 | 698 | 15 310 | 289 | 53 |
| 5812 | EATING PLACES | 50 | 40 | 2 486 | 2 380 | 582 | 13 153 | 261 | 45 |
| 5813 | DRINKING PLACES (ALCOHOLIC BEVERAGES) | 10 | 8 | 646 | 516 | 116 | 2 157 | 28 | 8 |
| DRUG STORES, PROPRIETARY STORES | | | | | | | | | |
| S9PT (S91) | TOTAL | 15 | 15 | 3 117 | 3 117 | 389 | 8 084 | 99 | 8 |
| S91 | DRUG STORES | 15 | 15 | 3 117 | 3 117 | 389 | 8 084 | 99 | 8 |
| | PROPRIETARY STORES | - | - | - | - | - | - | - | - |
| OTHER RETAIL STORES | | | | | | | | | |
| S9 EX, S91 | TOTAL | 113 | 93 | 10 268 | 9 914 | 1 389 | 27 392 | 298 | 87 |
| S92 | LIQUOR STORES | 20 | 20 | 3 216 | 3 216 | 332 | 6 038 | 59 | 13 |
| S93 | ANTIQUA STORES, SECONDHAND STORES | 7 | 3 | 185 | 153 | 35 | 633 | 11 | 4 |
| S94 | BOOK, STATIONERY STORES | 10 | 4 | 570 | 382 | 45 | 827 | 19 | 13 |
| S95 | SPORTING GOODS STORES, BICYCLE SHOPS | 7 | 7 | 686 | 686 | 83 | 1 720 | 18 | 9 |
| S96 | FARM, GARDEN SUPPLY STORES, INCLUDING FEEO STORES | - | - | - | - | - | - | - | - |
| S97 | JEWELRY STORES | 14 | 12 | 875 | 851 | 167 | 2 903 | 36 | 5 |
| S98 | FUEL, ICE DEALERS | 12 | 10 | 3 088 | 3 076 | 471 | 10 292 | 82 | 7 |
| S99 | OTHER STORES | 43 | 37 | 1 648 | 1 550 | 256 | 4 979 | 73 | 36 |
| NONSTORE RETAILERS* | | | | | | | | | |
| S3 PART* | TOTAL | 20 | 8 | 1 816 | 1 612 | 254 | 4 738 | 67 | 19 |
| TRENTON | | | | | | | | | |
| RETAIL TRADE, TOTAL | | | | | | | | | |
| | | r1 546 | r1 006 | r197 377 | r183 663 | r23 542 | r468 941 | r7 192 | r1 418 |
| LUMBER, BUILDING MATERIALS, HARDWARE, FARM EQUIPMENT DEALERS | | | | | | | | | |
| 52 | TOTAL | r59 | r39 | r7 836 | r7 392 | r898 | r17 804 | r208 | 51 |
| 521 | LUMBER AND OTHER BUILDING MATERIALS DEALERS | r13 | r9 | r4 306 | r4 159 | r569 | r11 278 | r126 | 7 |
| S22-S24 | HEATING, PLUMBING, PAINT, ELECTRICAL STORES | r20 | r16 | (0) | (0) | (0) | (0) | (0) | (0) |
| S251 | HARDWARE STORES | 25 | 13 | 1 491 | 1 167 | 126 | 2 114 | 32 | 29 |
| S252 | FARM EQUIPMENT DEALERS | 1 | 1 | (0) | (0) | (0) | (0) | (0) | (0) |
| GENERAL MERCHANDISE GROUP STORES* | | | | | | | | | |
| S3 PART* | TOTAL | 30 | 26 | 48 050 | 47 990 | 6 063 | 132 211 | 2 153 | 19 |
| S31 | DEPARTMENT STORES | 7 | 7 | (0) | (0) | (0) | (0) | (0) | (0) |
| S33 | LIMITED PRICE VARIETY STORES | 12 | 12 | 3 577 | 3 577 | 729 | 12 827 | 287 | 10 |
| S39 | MISCELLANEOUS GENERAL MERCHANDISE STORES | 11 | 7 | (0) | (0) | (0) | (0) | (0) | (0) |
| FOOD STORES | | | | | | | | | |
| S4 | TOTAL | r344 | r158 | r33 522 | r27 786 | r2 447 | r47 264 | r723 | r359 |
| S41 | GROCERY STORES, INCLUDING DELICATESSENS | r213 | r81 | r26 705 | r22 189 | r1 710 | r33 409 | r461 | r235 |
| S42 | MEAT MARKETS, FISH (SEAFOOD) MARKETS | 27 | 19 | 2 485 | 2 229 | 217 | 4 332 | 68 | 29 |
| S43 | FRUIT STORES, VEGETABLE MARKETS | 18 | 12 | 888 | 710 | 46 | 834 | 21 | 23 |
| S44 | CANDY, NUT, CONFECTIONERY STORES | 45 | 17 | 1 111 | 617 | 95 | 1 722 | 44 | 31 |
| S45-S49 | OTHER FOOD STORES | r41 | r29 | r2 333 | r2 041 | r379 | r6 967 | r179 | 41 |
| AUTOMOTIVE DEALERS | | | | | | | | | |
| SS EX, SS4 | TOTAL | 35 | 27 | 15 515 | 15 205 | 1 534 | 20 776 | 249 | 26 |
| GASOLINE SERVICE STATIONS | | | | | | | | | |
| SSPT (SS4) | TOTAL | 102 | 70 | 8 944 | 7 578 | 619 | 13 076 | 208 | 102 |
| APPAREL, ACCESSORY STORES | | | | | | | | | |
| S6 | TOTAL | r165 | r123 | r20 431 | r19 531 | r2 955 | r60 677 | r994 | r119 |
| S61, S67 | MEN'S, BOYS' APPAREL STORES, CUSTOM TAILORS | r33 | r27 | r4 565 | r4 323 | r654 | r17 548 | r157 | r23 |
| S62-S, S68 | WOMEN'S CLOTHING, SPECIALTY STORES | 70 | 56 | 11 165 | 10 909 | 1 689 | 36 477 | 657 | 50 |
| S62 | WOMEN'S READY-TO-WEAR STORES | 51 | 39 | 10 024 | 9 788 | 1 525 | 33 143 | 602 | 40 |
| S63, S68 | WOMEN'S ACCESSORY, SPECIALTY STORES, FURRIERS | 19 | 17 | 1 141 | 1 121 | 164 | 3 334 | 55 | 10 |
| S65 | FAMILY CLOTHING STORES | 25 | 9 | 1 324 | 1 048 | 177 | 3 446 | 64 | 21 |
| S66 | SHOE STORES | 34 | 28 | 2 964 | 2 838 | 401 | 7 564 | 102 | 20 |
| S64, S69 | OTHER APPAREL, ACCESSORY STORES | 3 | 3 | 413 | 413 | 34 | 642 | 14 | 5 |
| FURNITURE, HOME FURNISHINGS, EQUIPMENT STORES | | | | | | | | | |
| S7 | TOTAL | r99 | r75 | r13 976 | r13 334 | r1 754 | r35 576 | r415 | r78 |
| 571 | FURNITURE, HOME FURNISHINGS STORES | r63 | r45 | r9 214 | r8 632 | r1 204 | r25 876 | r308 | r45 |
| 572, 573 | HOUSEHOLD APPLIANCE, RADIO, TELEVISION, MUSIC STORES | 36 | 30 | r4 762 | r4 702 | r550 | r9 700 | r107 | r33 |

Standard Notes: - Represents zero. (D) Withheld to avoid disclosure. (NA) Not available. (X) Not applicable. r Revised.
 *Nonstore retailers, part of SIC major group 53, are shown separately in this table.

TABLE 6. Cities With 500 Establishments or More: 1963-Continued

| SIC code | City and kind of business | Establishments | | Sales | | Payroll, entire year (\$1,000) | Payroll, workweek ended nearest Nov. 15 (dollars) | Paid employees, workweek ended nearest Nov. 15 (number) | Active proprietors of unincorporated businesses (number) |
|--|--|----------------|-----------------------|-------------------------------------|---------------------------------------|--------------------------------|---|---|--|
| | | Total (number) | With payroll (number) | Total, all establishments (\$1,000) | Establishments with payroll (\$1,000) | | | | |
| <u>TRENTON--CONTINUED</u> | | | | | | | | | |
| EATING, DRINKING PLACES | | | | | | | | | |
| 58 | TOTAL | r371 | r259 | r16 265 | r14 253 | r2 770 | r54 752 | r1107 | r372 |
| 5812 | EATING PLACES | r186 | r142 | r8 259 | r7 761 | r1,817 | r35 420 | r766 | r191 |
| 5813 | DRINKING PLACES (ALCOHOLIC BEVERAGES) | r185 | r117 | r8 006 | r6 492 | r953 | r19 332 | r341 | r181 |
| DRUG STORES, PROPRIETARY STORES | | | | | | | | | |
| 59PT(591) | TOTAL | r48 | r44 | r4 793 | r4 693 | r556 | r11 485 | r196 | r45 |
| 591 | DRUG STORES | r46 | r42 | (D) | (D) | (D) | (D) | (D) | (D) |
| | PROPRIETARY STORES | 2 | 2 | (D) | (D) | (D) | (D) | (D) | (D) |
| OTHER RETAIL STORES | | | | | | | | | |
| 59 EX-591 | TOTAL | r231 | r169 | r22 056 | r20 510 | r2 978 | r57 133 | r716 | r193 |
| 592 | LIQUOR STORES | r51 | r41 | r5 103 | r4 745 | r495 | r9 997 | r157 | r46 |
| 593 | ANTIQUA STORES, SECONDHAND STORES | r17 | r11 | r414 | r336 | r56 | r1 358 | r26 | 14 |
| 594 | BOOK, STATIONERY STORES | 4 | 4 | 495 | 495 | 93 | 1 945 | 22 | 4 |
| 595 | SPORTING GOODS STORES, BICYCLE SHOPS | r7 | 5 | r864 | r842 | r59 | r1 209 | r20 | 5 |
| 596 | FARM, GARDEN SUPPLY STORES, INCLUDING FEED STORES | 5 | 1 | 1 517 | (D) | (D) | (D) | (D) | (D) |
| 597 | JEWELRY STORES | r21 | r15 | r2 675 | r2 589 | r466 | r9 020 | r88 | 12 |
| 598 | FUEL, ICE DEALERS | 34 | 24 | 6 409 | 5 843 | 828 | 14 894 | 153 | 21 |
| 599 | OTHER STORES | r93 | r69 | r4 579 | (D) | (D) | (D) | (D) | (D) |
| NONSTORE RETAILERS* | | | | | | | | | |
| 53 PART* | TOTAL | 62 | 16 | 5 989 | 5 391 | 968 | 18 187 | 223 | 54 |
| <u>UNION CITY</u> | | | | | | | | | |
| RETAIL TRADE, TOTAL | | | | | | | | | |
| | | 817 | 555 | 88 736 | 82 562 | 10 451 | 210 737 | 3 024 | 672 |
| LUMBER, BUILDING MATERIALS, HARDWARE, FARM EQUIPMENT DEALERS | | | | | | | | | |
| 52 | TOTAL | 16 | 14 | 1 927 | 1 885 | 290 | 5 885 | 65 | 7 |
| 521 | LUMBER AND OTHER BUILDING MATERIALS DEALERS | 5 | 3 | (D) | (D) | (D) | (D) | (D) | (D) |
| 522-524 | HEATING, PLUMBING, PAINT, ELECTRICAL STORES | 5 | 5 | (D) | (D) | (D) | (D) | (D) | (D) |
| 5251 | HARDWARE STORES | 6 | 6 | 442 | 442 | 55 | 1 075 | 16 | 2 |
| 5252 | FARM EQUIPMENT DEALERS | - | - | - | - | - | - | - | - |
| GENERAL MERCHANDISE GROUP STORES* | | | | | | | | | |
| 53 PART* | TOTAL | 22 | 18 | 18 314 | 18 288 | 2 922 | 60 070 | 840 | 12 |
| 531 | DEPARTMENT STORES | 2 | 2 | (D) | (D) | (D) | (D) | (D) | (D) |
| 533 | LIMITED PRICE VARIETY STORES | 6 | 6 | 1 681 | 1 681 | 310 | 5 677 | 122 | - |
| 539 | MISCELLANEOUS GENERAL MERCHANDISE STORES | 14 | 10 | (D) | (D) | (D) | (D) | (D) | (D) |
| FOOD STORES | | | | | | | | | |
| 54 | TOTAL | 217 | 109 | 18 747 | 15 259 | 1 399 | 29 759 | 421 | 217 |
| 541 | GROCERY STORES, INCLUDING DELICATESSENS | 91 | 41 | 11 600 | 9 820 | 741 | 15 054 | 197 | 87 |
| 542 | MEAT MARKETS, FISH (SEAFOOD) MARKETS | 42 | 30 | 3 188 | 2 732 | 216 | 4 342 | 60 | 47 |
| 543 | FRUIT STORES, VEGETABLE MARKETS | 8 | 6 | 813 | 773 | 69 | 1 340 | 19 | 11 |
| 544 | CANDY, NUT, CONFECTIONERY STORES | 47 | 9 | 1 353 | 291 | 36 | 758 | 21 | 45 |
| 545-549 | OTHER FOOD STORES | 29 | 23 | 1 793 | 1 643 | 337 | 8 265 | 124 | 27 |
| AUTOMOTIVE DEALERS | | | | | | | | | |
| 55 EX-554 | TOTAL | 20 | 18 | 15 274 | 15 236 | 1 173 | 21 244 | 228 | 12 |
| GASOLINE SERVICE STATIONS | | | | | | | | | |
| 55PT(554) | TOTAL | 30 | 24 | 3 107 | 2 953 | 240 | 4 737 | 70 | 35 |
| APPAREL, ACCESSORY STORES | | | | | | | | | |
| 56 | TOTAL | 83 | 57 | 6 733 | 6 299 | 898 | 16 449 | 254 | 58 |
| 561,567 | MEN'S, BOYS' APPAREL STORES, CUSTOM TAILORS | 17 | 11 | 1 332 | 1 204 | 163 | 2 833 | 35 | 16 |
| 562-3,568 | WOMEN'S CLOTHING, SPECIALTY STORES | 36 | 28 | 3 360 | 3 294 | 461 | 8 476 | 150 | 22 |
| 562 | WOMEN'S READY-TO-WEAR STORES | 18 | 14 | 2 279 | 2 261 | 331 | 6 029 | 105 | 9 |
| 563,568 | WOMEN'S ACCESSORY, SPECIALTY STORES, FURRIERS | 18 | 14 | 1 081 | 1 033 | 130 | 2 447 | 45 | 13 |
| 565 | FAMILY CLOTHING STORES | 7 | 3 | 377 | (D) | (D) | (D) | (D) | (D) |
| 566 | SHOE STORES | 14 | 12 | 1 365 | 1 317 | 206 | 3 828 | 44 | 7 |
| 564,569 | OTHER APPAREL, ACCESSORY STORES | 9 | 3 | 299 | (D) | (D) | (D) | (D) | (D) |
| FURNITURE, HOME FURNISHINGS, EQUIPMENT STORES | | | | | | | | | |
| 57 | TOTAL | 43 | 39 | 4 754 | 4 696 | 611 | 12 341 | 140 | 30 |
| 571 | FURNITURE, HOME FURNISHINGS STORES | 28 | 26 | 3 529 | 3 495 | 493 | 10 180 | 116 | 17 |
| 572,573 | HOUSEHOLD APPLIANCE, RADIO, TELEVISION, MUSIC STORES | 15 | 13 | 1 225 | 1 201 | 118 | 2 161 | 24 | 13 |
| EATING, DRINKING PLACES | | | | | | | | | |
| 58 | TOTAL | 218 | 172 | 7 894 | 7 188 | 1 463 | 31 253 | 567 | 164 |
| 5812 | EATING PLACES | 86 | 74 | 4 238 | 4 140 | 937 | 20 241 | 379 | 64 |
| 5813 | DRINKING PLACES (ALCOHOLIC BEVERAGES) | 132 | 98 | 3 656 | 3 048 | 526 | 11 012 | 188 | 100 |

Standard Notes: - Represents zero. (D) Withheld to avoid disclosure. (NA) Not available. (X) Not applicable. r Revised.
 *Nonstore retailers, part of SIC major group 53, are shown separately in this table.

TABLE 6. Cities With 500 Establishments or More: 1963-Continued

| SIC code | City and kind of business | Establishments | | Sales | | Payroll, entire year (\$1,000) | Payroll, workweek ended nearest Nov. 15 (dollars) | Paid employees, workweek ended nearest Nov. 15 (number) | Active proprietors of unincorporated businesses (number) |
|--|--|----------------|-----------------------|-------------------------------------|---------------------------------------|--------------------------------|---|---|--|
| | | Total (number) | With payroll (number) | Total, all establishments (\$1,000) | Establishments with payroll (\$1,000) | | | | |
| UNION CITY--CONTINUED | | | | | | | | | |
| DRUG STORES, PROPRIETARY STORES | | | | | | | | | |
| 59PT(591) | TOTAL | 27 | 23 | 2 198 | 2 044 | 235 | 4 925 | 69 | 24 |
| 591 (| DRUG STORES | 27 | 23 | 2 198 | 2 044 | 235 | 4 925 | 69 | 24 |
| | PROPRIETARY STORES | - | - | - | - | - | - | - | - |
| OTHER RETAIL STORES | | | | | | | | | |
| 59 EX.591 | TOTAL | 113 | 71 | 7 974 | 7 178 | 995 | 19 437 | 321 | 87 |
| 592 | LIQUOR STORES | 29 | 25 | 2 687 | 2 537 | 236 | 4 537 | 62 | 17 |
| 593 | ANTIQUA STORES, SECONOHAND STORES | 3 | 1 | (0) | (0) | (0) | (0) | (0) | (0) |
| 594 | BOOK, STATIONERY STORES | 15 | 5 | 654 | 394 | 74 | 1 399 | 18 | 13 |
| 595 | SPORTING GOODS STORES, BICYCLE SHOPS | 2 | 2 | (0) | (0) | (0) | (0) | (0) | (0) |
| 596 | FARM, GARDEN SUPPLY STORES, INCLUDING FEEO STORES | - | - | - | - | - | - | - | - |
| 597 | JEWELRY STORES | 13 | 9 | 696 | 676 | 83 | 1 444 | 20 | 11 |
| 598 | FUEL, ICE DEALERS | 13 | 7 | 1 825 | 1 797 | 275 | 4 895 | 140 | 12 |
| 599 | OTHER STORES | 38 | 22 | 1 922 | 1 600 | 314 | 6 963 | 76 | 30 |
| NONSTORE RETAILERS* | | | | | | | | | |
| 53 PART* | TOTAL | 28 | 10 | 1 814 | 1 536 | 225 | 4 637 | 49 | 26 |
| VINELAND | | | | | | | | | |
| RETAIL TRADE, TOTAL | | | | | | | | | |
| | | 504 | 322 | 73 187 | 68 889 | 7 600 | 154 619 | 2 160 | 439 |
| LUMBER, BUILDING MATERIALS, HARDWARE, FARM EQUIPMENT DEALERS | | | | | | | | | |
| 52 | TOTAL | 30 | 26 | 6 978 | 6 664 | 986 | 19 028 | 189 | 16 |
| 521 | LUMBER AND OTHER BUILDING MATERIALS DEALERS | 7 | 7 | 3 801 | 3 801 | 538 | 10 169 | 93 | 2 |
| 522-524 | HEATING, PLUMBING, PAINT, ELECTRICAL STORES | 8 | 6 | 1 237 | 1 043 | 258 | 5 016 | 42 | 4 |
| 5251 | HARDWARE STORES | 10 | 8 | 1 251 | 1 181 | 110 | 2 345 | 35 | 8 |
| 5252 | FARM EQUIPMENT DEALERS | 5 | 5 | 639 | 639 | 80 | 1 498 | 19 | 2 |
| GENERAL MERCHANDISE GROUP STORES* | | | | | | | | | |
| 53 PART* | TOTAL | 12 | 10 | 13 181 | 13 129 | 1 645 | 34 398 | 546 | 5 |
| 531 | DEPARTMENT STORES | 2 | 2 | (0) | (0) | (0) | (0) | (0) | (0) |
| 533 | LIMITED PRICE VARIETY STORES | 2 | 2 | (0) | (0) | (0) | (0) | (0) | (0) |
| 539 | MISCELLANEOUS GENERAL MERCHANDISE STORES | 8 | 6 | 1 351 | 1 299 | 179 | 3 688 | 64 | 5 |
| FOOD STORES | | | | | | | | | |
| 54 | TOTAL | 96 | 44 | 15 818 | 14 460 | 1 145 | 22 034 | 337 | 91 |
| 541 | GROCERY STORES, INCLUDING DELICATESSENS | 49 | 21 | 13 904 | 13 114 | 906 | 16 342 | 229 | 46 |
| 542 | MEAT MARKETS, FISH (SEAFOOD) MARKETS | 14 | 4 | 595 | 201 | 15 | 319 | 5 | 15 |
| 543 | FRUIT STORES, VEGETABLE MARKETS | 4 | 2 | (0) | (0) | (0) | (0) | (0) | (0) |
| 544 | CANDY, NUT, CONFECTIONERY STORES | 6 | 4 | 95 | 85 | 13 | 265 | 10 | 5 |
| 545-549 | OTHER FOOD STORES | 23 | 13 | (0) | (0) | (0) | (0) | (0) | (0) |
| AUTOMOTIVE DEALERS | | | | | | | | | |
| 55 EX.554 | TOTAL | 27 | 23 | 11 677 | 11 535 | 1 043 | 22 811 | 223 | 19 |
| GASOLINE SERVICE STATIONS | | | | | | | | | |
| 55PT(554) | TOTAL | 47 | 31 | 3 362 | 2 828 | 188 | 3 860 | 57 | 52 |
| APPAREL, ACCESSORY STORES | | | | | | | | | |
| 56 | TOTAL | 63 | 43 | 4 412 | 3 842 | 447 | 8 945 | 156 | 51 |
| 561,567 | MEN'S, BOYS' APPAREL STORES, CUSTOM TAILORS | 9 | 7 | 988 | 814 | 93 | 1 547 | 24 | 7 |
| 562-3,568 | WOMEN'S CLOTHING, SPECIALTY STORES | 25 | 19 | 1 537 | 1 359 | 159 | 3 190 | 58 | 24 |
| 562 | WOMEN'S READY-TO-WEAR STORES | 14 | 12 | 1 028 | 936 | 98 | 2 008 | 37 | 15 |
| 563,568 | WOMEN'S ACCESSORY, SPECIALTY STORES, FURRIERS | 11 | 7 | 509 | 423 | 61 | 1 182 | 21 | 9 |
| 565 | FAMILY CLOTHING STORES | 7 | 1 | (0) | (0) | (0) | (0) | (0) | (0) |
| 566 | SHOE STORES | 19 | 13 | 896 | 794 | 101 | 2 023 | 37 | 11 |
| 564,569 | OTHER APPAREL, ACCESSORY STORES | 3 | 3 | (0) | (0) | (0) | (0) | (0) | (0) |
| FURNITURE, HOME FURNISHINGS, EQUIPMENT STORES | | | | | | | | | |
| 57 | TOTAL | 25 | 21 | 3 129 | 3 105 | 333 | 5 980 | 73 | 20 |
| 571 | FURNITURE, HOME FURNISHINGS STORES | 14 | 10 | 1 637 | 1 617 | 191 | 3 402 | 39 | 12 |
| 572,573 | HOUSEHOLD APPLIANCE, RADIO, TELEVISION, MUSIC STORES | 11 | 11 | 1 492 | 1 488 | 142 | 2 578 | 34 | 8 |
| EATING, DRINKING PLACES | | | | | | | | | |
| 58 | TOTAL | 78 | 60 | 3 486 | 3 162 | 615 | 13 809 | 288 | 82 |
| 5812 | EATING PLACES | 52 | 40 | 2 237 | 2 045 | 466 | 10 035 | 234 | 57 |
| 5813 | DRINKING PLACES (ALCOHOLIC BEVERAGES) | 26 | 20 | 1 249 | 1 117 | 149 | 3 774 | 54 | 25 |
| DRUG STORES, PROPRIETARY STORES | | | | | | | | | |
| 59PT(591) | TOTAL | 10 | 10 | 1 799 | 1 799 | 280 | 5 263 | 82 | 7 |
| 591 (| DRUG STORES | 8 | 8 | (0) | (0) | (0) | (0) | (0) | (0) |
| | PROPRIETARY STORES | 2 | 2 | (0) | (0) | (0) | (0) | (0) | (0) |

Standard Notes: - Represents zero. (D) Withheld to avoid disclosure. (NA) Not available. (X) Not applicable.
 *Nonstore retailers, part of SIC major group 53, are shown separately in this table.

TABLE 6. Cities With 500 Establishments or More: 1963-Continued

| SIC code | City and kind of business | Establishments | | Sales | | Payroll, entire year (\$1,000) | Payroll, workweek ended nearest Nov. 15 (dollars) | Paid employees, workweek ended nearest Nov. 15 (number) | Active proprietors of unincorporated businesses (number) |
|--|--|----------------|-----------------------|-------------------------------------|---------------------------------------|--------------------------------|---|---|--|
| | | Total (number) | With payroll (number) | Total, all establishments (\$1,000) | Establishments with payroll (\$1,000) | | | | |
| VINELANO--CONTINUEO | | | | | | | | | |
| OTHER RETAIL STORES | | | | | | | | | |
| 59 EX.591 | TOTAL | 75 | 45 | 7 786 | 7 236 | 659 | 13 549 | 147 | 59 |
| 592 | LIQUOR STORES | 10 | 8 | 959 | 951 | 80 | 1 860 | 23 | 4 |
| 593 | ANTIQUe STORES, SECONOHANO STORES | 5 | 3 | 386 | (0) | (0) | (0) | (0) | (0) |
| 594 | BOOK, STATIONERY STORES | 5 | 3 | 401 | 317 | 21 | 367 | 8 | 4 |
| 595 | SPORTING GOODS STORES, BICYCLE SHOPS | 6 | - | 131 | 19 | 2 | - | - | 6 |
| 596 | FARM, GARDEN SUPPLY STORES, INCLUDING FEEO STORES | 7 | 7 | 3 530 | 3 530 | 232 | 4 544 | 36 | 3 |
| 597 | JEWELRY STORES | 8 | 4 | 347 | 253 | 31 | 626 | 11 | 8 |
| 598 | FUEL, ICE DEALERS | 8 | 6 | 1 331 | 1 321 | 153 | 3 428 | 29 | 6 |
| 599 | OTHER STORES | 26 | 14 | 701 | (0) | (0) | (0) | (0) | (0) |
| NONSTORE RETAILERS* | | | | | | | | | |
| 53 PART* | TOTAL | 41 | 9 | 1 559 | 1 129 | 259 | 4 942 | 62 | 37 |
| WEST NEW YORK | | | | | | | | | |
| RETAIL TRADE, TOTAL | | | | | | | | | |
| | | 503 | 315 | 59 716 | 55 414 | 6 767 | 133 757 | 1 804 | 395 |
| LUMBER, BUILDING MATERIALS, HARDWARE, FARM EQUIPMENT DEALERS | | | | | | | | | |
| 52 | TOTAL | 14 | 10 | 2 190 | 2 110 | 313 | 5 954 | 59 | 7 |
| 521 | LUMBER AND OTHER BUILDING MATERIALS DEALERS | 2 | 2 | (0) | (0) | (0) | (0) | (0) | (0) |
| 522-524 | HEATING, PLUMBING, PAINT, ELECTRICAL STORES | 4 | 4 | (0) | (0) | (0) | (0) | (0) | (0) |
| 5251 | HARDWARE STORES | 8 | 4 | 416 | 336 | 68 | 1 230 | 16 | 6 |
| 5252 | FARM EQUIPMENT DEALERS | - | - | - | - | - | - | - | - |
| GENERAL MERCHANDISE GROUP STORES* | | | | | | | | | |
| 53 PART* | TOTAL | 13 | 13 | 2 592 | 2 592 | 375 | 6 888 | 147 | 5 |
| 531 | DEPARTMENT STORES | - | - | - | - | - | - | - | - |
| 533 | LIMITED PRICE VARIETY STORES | 3 | 3 | (0) | (0) | (0) | (0) | (0) | (0) |
| 539 | MISCELLANEOUS GENERAL MERCHANDISE STORES | 10 | 10 | (0) | (0) | (0) | (0) | (0) | (0) |
| FOOD STORES | | | | | | | | | |
| 54 | TOTAL | 118 | 56 | 14 968 | 13 226 | 1 207 | 26 079 | 366 | 108 |
| 541 | GROCERY STORES, INCLUDING DELICATESSENS | 49 | 23 | 11 009 | 10 141 | 873 | 17 561 | 231 | 39 |
| 542 | MEAT MARKETS, FISH (SEAFOOD) MARKETS | 26 | 18 | 2 276 | 2 050 | 178 | 5 062 | 63 | 27 |
| 543 | FRUIT STORES, VEGETABLE MARKETS | 7 | 1 | 131 | (0) | (0) | (0) | (0) | (0) |
| 544 | CANDY, NUT, CONFECTIONERY STORES | 21 | 3 | 876 | 330 | 46 | 905 | 26 | 19 |
| 545-549 | OTHER FOOD STORES | 15 | 11 | 676 | (0) | (0) | (0) | (0) | (0) |
| AUTOMOTIVE DEALERS | | | | | | | | | |
| 55 EX.554 | TOTAL | 14 | 12 | 10 038 | 10 028 | 940 | 17 159 | 140 | 6 |
| GASOLINE SERVICE STATIONS | | | | | | | | | |
| 55PT(554) | TOTAL | 23 | 17 | 1 613 | 1 525 | 162 | 3 315 | 42 | 18 |
| APPAREL, ACCESSORY STORES | | | | | | | | | |
| 56 | TOTAL | 69 | 59 | 13 709 | 13 469 | 1 846 | 35 013 | 522 | 42 |
| 561,567 | MEN'S, BOYS' APPAREL STORES, CUSTOM TAILORS | 11 | 9 | 5 736 | 5 708 | 825 | 14 890 | 191 | 5 |
| 562-3,568 | WOMEN'S CLOTHING, SPECIALTY STORES | 33 | 29 | 3 726 | 3 682 | 502 | 9 569 | 170 | 22 |
| 562 | WOMEN'S READY-TO-WEAR STORES | 17 | 15 | 2 224 | 2 196 | 311 | 5 936 | 104 | 12 |
| 563,568 | WOMEN'S ACCESSORY, SPECIALTY STORES, FURRIERS | 16 | 14 | 1 502 | 1 486 | 191 | 3 633 | 66 | 10 |
| 565 | FAMILY CLOTHING STORES | 7 | 5 | 1 556 | 1 522 | 167 | 3 656 | 60 | 4 |
| 566 | SHOE STORES | 13 | 11 | 1 899 | 1 765 | 228 | 4 595 | 58 | 8 |
| 564,569 | OTHER APPAREL, ACCESSORY STORES | 5 | 5 | 792 | 792 | 124 | 2 303 | 43 | 3 |
| FURNITURE, HOME FURNISHINGS, EQUIPMENT STORES | | | | | | | | | |
| 57 | TOTAL | 32 | 28 | 5 002 | 4 926 | 745 | 14 961 | 147 | 16 |
| 571 | FURNITURE, HOME FURNISHINGS STORES | 23 | 21 | 3 736 | 3 722 | 623 | 11 830 | 109 | 11 |
| 572,573 | HOUSEHOLD APPLIANCE, RADIO, TELEVISION, MUSIC STORES | 9 | 7 | 1 266 | 1 204 | 122 | 3 131 | 38 | 5 |
| EATING, DRINKING PLACES | | | | | | | | | |
| 58 | TOTAL | 96 | 64 | 3 425 | 2 687 | 584 | 12 887 | 221 | 81 |
| 5812 | EATING PLACES | 42 | 24 | 1 901 | 1 603 | 404 | 9 073 | 155 | 35 |
| 5813 | DRINKING PLACES (ALCOHOLIC BEVERAGES) | 54 | 40 | 1 524 | 1 084 | 180 | 3 814 | 66 | 46 |
| DRUG STORES, PROPRIETARY STORES | | | | | | | | | |
| 59PT(591) | TOTAL | 15 | 15 | 1 133 | 1 133 | 143 | 2 395 | 43 | 13 |
| 591 | DRUG STORES | 15 | 15 | 1 133 | 1 133 | 143 | 2 395 | 43 | 13 |
| | PROPRIETARY STORES | - | - | - | - | - | - | - | - |
| OTHER RETAIL STORES | | | | | | | | | |
| 59 EX.591 | TOTAL | 86 | 36 | 4 296 | 3 122 | 391 | 8 052 | 99 | 79 |
| 592 | LIQUOR STORES | 18 | 10 | 1 299 | 863 | 60 | 1 090 | 17 | 16 |
| 593 | ANTIQUe STORES, SECONOHANO STORES | 3 | 1 | 53 | (0) | (0) | (0) | (0) | (0) |
| 594 | BOOK, STATIONERY STORES | 10 | 4 | 469 | 289 | 44 | 893 | 14 | 10 |

Standard Notes: - Represents zero. (D) Withheld to avoid disclosure. (NA) Not available. (X) Not applicable.
 *Nonstore retailers, part of SIC major group 53, are shown separately in this table.

TABLE 6. Cities With 500 Establishments or More: 1963-Continued

| SIC code | City and kind of business | Establishments | | Sales | | Payroll, entire year (\$1,000) | Payroll, workweek ended nearest Nov. 15 (dollars) | Paid employees, workweek ended nearest Nov. 15 (number) | Active proprietors of unincorporated businesses (number) |
|----------|--|-------------------|--------------------------|--|--|-----------------------------------|--|--|---|
| | | Total (number) | With payroll (number) | Total, all establishments (\$1,000) | Establishments with payroll (\$1,000) | | | | |
| | <u>WEST NEW YORK--CONTINUED</u> | | | | | | | | |
| | OTHER RETAIL STORES--CONTINUED | | | | | | | | |
| 595 | SPORTING GOODS STORES, BICYCLE SHOPS | 1 | 1 | (0) | (D) | (0) | (0) | (0) | (0) |
| 596 | FARM, GARDEN SUPPLY STORES, INCLUDING FEEO STORES. | - | - | - | - | - | - | - | - |
| 597 | JEWELRY STORES | 7 | 5 | 689 | 677 | 99 | 1 750 | 24 | 6 |
| 598 | FUEL, ICE DEALERS. | 4 | 4 | 360 | 360 | 56 | 1 179 | 12 | 1 |
| 599 | OTHER STORES | 43 | 11 | (0) | (D) | (D) | (0) | (0) | (0) |
| | NONSTORE RETAILERS* | | | | | | | | |
| 53 PART* | TOTAL | 23 | 5 | 750 | 596 | 61 | 1 054 | 18 | 20 |

Standard Notes: - Represents zero. (D) Withheld to avoid disclosure. (NA) Not available. (X) Not applicable.
 *Nonstore retailers, part of SIC major group 53, are shown separately in this table.

TABLE 7. In-Plant Food Contractors: 1963

| SIC code | Standard metropolitan statistical area and kind of business | Establishments | | Sales | | Payroll, entire year (\$1,000) | Payroll, workweek ended nearest Nov. 15 (dollars) | Paid employees, workweek ended nearest Nov. 15 (number) | Active proprietors of unincorporated businesses (number) |
|--------------------------------------|---|----------------|--------------|---------------------------|-----------------------------|-----------------------------------|--|--|---|
| | | Total | With payroll | Total, all establishments | Establishments with payroll | | | | |
| | | (number) | (number) | (\$1,000) | (\$1,000) | | | | |
| <u>NEW JERSEY</u> | | | | | | | | | |
| 5812 PART | IN-PLANT FOOD CONTRACTORS: TOTAL | 171 | 171 | 14 832 | 14 832 | 4 828 | 98 190 | 1 800 | 48 |
| | RESTAURANTS: LUNCHROOMS. | 22 | 22 | 1 631 | 1 631 | 423 | 10 755 | 219 | 19 |
| | CAFETERIAS | 143 | 143 | 12 940 | 12 940 | 4 366 | 86 645 | 1 566 | 23 |
| | REFRESHMENT PLACES | 6 | 6 | 261 | 261 | 39 | 790 | 15 | 6 |
| <u>ATLANTIC CITY SMSA</u> | | | | | | | | | |
| 5812 PART | IN-PLANT FOOD CONTRACTORS: TOTAL | 6 | 6 | 217 | 217 | 74 | 1 458 | 23 | 4 |
| | RESTAURANTS: LUNCHROOMS. | 2 | 2 | (D) | (D) | (D) | (D) | (D) | (D) |
| | CAFETERIAS | 4 | 4 | (D) | (D) | (D) | (D) | (D) | (D) |
| <u>JERSEY CITY SMSA</u> | | | | | | | | | |
| 5812 PART | IN-PLANT FOOD CONTRACTORS: TOTAL | 19 | 19 | 1 602 | 1 602 | 617 | 12 518 | 239 | 7 |
| | RESTAURANTS: LUNCHROOMS. | 2 | 2 | (D) | (D) | (D) | (D) | (D) | (D) |
| | CAFETERIAS | 16 | 16 | 1 501 | 1 501 | 596 | 12 128 | 233 | 5 |
| | REFRESHMENT PLACES | 1 | 1 | (D) | (D) | (D) | (D) | (D) | (D) |
| <u>NEWARK SMSA</u> | | | | | | | | | |
| 5812 PART | IN-PLANT FOOD CONTRACTORS: TOTAL | 56 | 56 | 3 751 | 3 751 | 1 153 | 25 824 | 468 | 17 |
| | RESTAURANTS: LUNCHROOMS. | 7 | 7 | (D) | (D) | (D) | (D) | (D) | (D) |
| | CAFETERIAS | 47 | 47 | 3 418 | 3 418 | 1 094 | 23 713 | 438 | 6 |
| | REFRESHMENT PLACES | 2 | 2 | (D) | (D) | (D) | (D) | (D) | (D) |
| <u>PATERSON SMSA</u> | | | | | | | | | |
| 5812 PART | IN-PLANT FOOD CONTRACTORS: TOTAL | 33 | 33 | 4 575 | 4 575 | 1 551 | 27 472 | 496 | 6 |
| | RESTAURANTS: LUNCHROOMS. | 4 | 4 | (D) | (D) | (D) | (D) | (D) | (D) |
| | CAFETERIAS | 28 | 28 | 3 875 | 3 875 | 1 344 | 21 838 | 377 | 4 |
| | REFRESHMENT PLACES | 1 | 1 | (D) | (D) | (D) | (D) | (D) | (D) |
| <u>PHILADELPHIA, P.A.-N.J., SMSA</u> | | | | | | | | | |
| 5812 PART | IN-PLANT FOOD CONTRACTORS: TOTAL | 172 | 170 | 18 272 | 18 232 | 5 993 | 126 287 | 2 350 | 47 |
| | RESTAURANTS: LUNCHROOMS. | 13 | 11 | 1 033 | 993 | 304 | 6 659 | 151 | 8 |
| | CAFETERIAS | 140 | 140 | 16 732 | 16 732 | 5 620 | 117 912 | 2 160 | 14 |
| | REFRESHMENT PLACES | 19 | 19 | 507 | 507 | 69 | 1 716 | 39 | 25 |
| <u>TRENTON SMSA</u> | | | | | | | | | |
| 5812 PART | IN-PLANT FOOD CONTRACTORS: TOTAL | 10 | 10 | 810 | 810 | 252 | 5 171 | 90 | 3 |
| | RESTAURANTS: LUNCHROOMS. | 2 | 2 | (D) | (D) | (D) | (D) | (D) | (D) |
| | CAFETERIAS | 8 | 8 | (D) | (D) | (D) | (D) | (D) | (D) |

Standard Notes: - Represents zero. (D) Withheld to avoid disclosure. (NA) Not available. (X) Not applicable.

TABLE 8. Commissaries, Exchanges, and Eating and Drinking Places Operated for Military Personnel by the U.S. Department of Defense: 1963

[These data were collected by the Department of Defense and are not included in any of the tabulations of the 1963 Census of Business]

| County | Sales (\$1,000) | Civilian payroll, entire year (\$1,000) | Civilian employees, workweek ended nearest Nov. 15 (number) | Civilian payroll, workweek ended nearest Nov. 15 (dollars) | Sales (\$1,000) | Civilian payroll, entire year (\$1,000) | Civilian employees, workweek ended nearest Nov. 15 (number) | Civilian payroll, workweek ended nearest Nov. 15 (dollars) |
|----------------------|--------------------|---|--|--|----------------------------|---|--|--|
| | TOTAL | | | | COMMISSARIES | | | |
| NEW JERSEY | 39 405 | 4 882 | 1 404 | 116 664 | 15 922 | 1 172 | 213 | 38 494 |
| BURLINGTON | 27 528 | 3 261 | 942 | 82 588 | 10 768 | 714 | 136 | 29 676 |
| ESSEX | 24 | 1 | 2 | 12 | - | - | - | - |
| HUDSON | 276 | 28 | 20 | 645 | - | - | - | - |
| MONMOUTH | 8 211 | 1 101 | 233 | 23 507 | 4 112 | 426 | 73 | 8 302 |
| MORRIS | 443 | 188 | 65 | 4 015 | - | - | - | - |
| OCEAN | 2 923 | 303 | 142 | 5 897 | 1 042 | 32 | 4 | 516 |
| | EXCHANGES | | | | EATING AND DRINKING PLACES | | | |
| NEW JERSEY | 19 681 | 2 803 | 924 | 59 356 | 3 802 | 907 | 267 | 18 814 |
| BURLINGTON | 14 592 | 2 145 | 690 | 44 363 | 2 618 | 402 | 116 | 8 549 |
| ESSEX | - | - | - | - | 24 | 1 | 2 | 12 |
| HUDSON | 218 | 18 | 10 | 444 | 58 | 10 | 10 | 201 |
| MONMOUTH | 3 362 | 418 | 142 | 10 167 | 737 | 257 | 18 | 5 038 |
| MORRIS | - | - | - | - | 443 | 188 | 65 | 4 015 |
| OCEAN | 1 509 | 222 | 82 | 4 382 | 372 | 49 | 56 | 999 |

Standard Notes: - Represents zero. (D) Withheld to avoid disclosure. (NA) Not available. (X) Not applicable.

TABLE 9. Counties; Cities of 2,500 Inhabitants or More: 1958—Continued

| County and city | Establishments | | Sales | | Payroll, entire year (\$1,000) | County and city | Establishments | | Sales | | Payroll, entire year (\$1,000) |
|--------------------------------|----------------|-----------------------|-------------------------------------|---------------------------------------|--------------------------------|-------------------------------|----------------|-----------------------|-------------------------------------|---------------------------------------|--------------------------------|
| | Total (number) | With payroll (number) | Total, all establishments (\$1,000) | Establishments with payroll (\$1,000) | | | Total (number) | With payroll (number) | Total, all establishments (\$1,000) | Establishments with payroll (\$1,000) | |
| MONMOUTH COUNTY—Continued | | | | | | SALEM COUNTY | 640 | 400 | 62 935 | 56 859 | 5 359 |
| OCEAN PORT | 14 | 12 | 1 913 | (D) | 267 | PENNS GROVE | 126 | 90 | 13 781 | 12 733 | 1 138 |
| REO BANK | 393 | 287 | 54 572 | 51 876 | 6 148 | SALEM | 179 | 113 | 16 198 | 14 772 | 1 556 |
| RUMSON | 30 | 24 | 1 935 | 1 749 | 221 | REMAINDER OF COUNTY | 335 | 197 | 32 956 | 29 354 | 2 665 |
| UNION BEACH | 30 | 18 | 1 250 | (D) | 86 | SOMERSET COUNTY | 1 169 | 745 | 134 952 | 125 012 | 13 978 |
| WEST LONG BRANCH | 33 | 17 | 3 932 | 3 540 | 360 | BERNARDSVILLE | 78 | 66 | 13 864 | 13 632 | 1 260 |
| REMAINDER OF COUNTY | 1 314 | 812 | 112 424 | 101 404 | 11 105 | BOUND BROOK | 162 | 102 | 19 067 | 17 641 | 2 110 |
| MIDDLETOWN TWP | 157 | 109 | 15 720 | 14 808 | 1 378 | MANVILLE | 100 | 52 | 8 710 | 7 588 | 679 |
| NEPTUNE TWP | 128 | 114 | 13 871 | 13 555 | 2 095 | NORTH PLAINFIELD | 107 | 73 | ¹⁴ 388 | ¹³ 482 | ¹ 441 |
| MORRIS COUNTY | 2 315 | 1 595 | 276 263 | 258 805 | 29 103 | RARITAN | 73 | 35 | 5 398 | 4 222 | 423 |
| BOONTON | 134 | 84 | 14 904 | 13 390 | 1 280 | SOMERVILLE | 263 | 177 | 36 369 | 34 421 | 3 769 |
| BUTLER | 74 | 48 | 5 872 | 5 146 | 567 | SOUTH BOUND BROOK | 17 | 13 | 1 444 | 1 424 | 82 |
| CHATHAM | 78 | 54 | 9 974 | 9 412 | 947 | REMAINDER OF COUNTY | 369 | 227 | 38 254 | 35 144 | 4 379 |
| DOVER | 260 | 184 | 33 146 | 30 976 | 3 901 | SUSSEX COUNTY | 656 | 392 | 54 460 | 48 850 | 4 715 |
| LINCOLN PARK | 25 | 17 | 3 704 | 3 548 | 226 | FRANKLIN | 58 | 34 | 4 112 | 3 598 | 375 |
| MADISON | 114 | 98 | 15 616 | 15 306 | 1 563 | NEWTON | 169 | 111 | 20 387 | 18 979 | 1 886 |
| MORRIS PLAINS | 51 | 35 | 5 472 | 4 974 | 491 | REMAINDER OF COUNTY | 429 | 247 | 29 961 | 26 273 | 2 454 |
| MORRISTOWN | 338 | 272 | 63 539 | 62 417 | 7 979 | UNION COUNTY | 5 105 | 3 343 | 688 943 | 646 493 | 74 272 |
| MOUNTAIN LAKES | 12 | 10 | 2 659 | (D) | 383 | ELIZABETH | 1 516 | 870 | 156 939 | 141 803 | 17 113 |
| ROCKAWAY | 81 | 55 | 10 873 | 10 173 | 918 | FANWOOD | 38 | 24 | 3 351 | 3 143 | 306 |
| WHARTON | 67 | 31 | 2 691 | (D) | 210 | GARWOOD | 47 | 27 | 4 305 | 3 973 | 339 |
| REMAINDER OF COUNTY | 1 081 | 707 | 107 813 | 99 171 | 10 638 | KENILWORTH | 66 | 40 | ⁵ 289 | ⁴ 655 | ¹ 441 |
| PARSIPPANY-TROY HILLS TWP | 89 | 65 | 14 014 | 13 484 | 1 547 | LINDEN | 432 | 284 | 56 165 | 52 051 | 5 257 |
| OCEAN COUNTY | 1 763 | 1 121 | 164 074 | 149 996 | 15 298 | NEW PROVIDENCE | 29 | 23 | 4 035 | 3 931 | 304 |
| POINT PLEASANT | 87 | 37 | 5 308 | 3 938 | 455 | PLAINFIELD | 616 | 456 | ¹⁰³ 844 | ¹⁰⁰ 292 | ¹² 886 |
| POINT PLEASANT BEACH | 164 | 134 | 22 275 | 21 687 | 2 435 | RAHWAY | 281 | 201 | 55 497 | 53 139 | 5 810 |
| REMAINDER OF COUNTY | 1 512 | 950 | 136 491 | 124 371 | 12 408 | ROSELLE | 159 | 117 | 18 466 | 17 298 | 1 771 |
| LAKEWOOD TWP | 293 | 181 | 36 293 | 33 419 | 3 170 | ROSELLE PARK | 109 | 79 | 13 698 | 12 914 | 1 187 |
| PASSAIC COUNTY | 5 249 | 2 963 | 546 631 | 493 429 | 56 755 | SUMMIT | 238 | 196 | 38 381 | 37 573 | 4 157 |
| BLOOMINGDALE | 48 | 32 | 6 217 | 5 871 | 469 | WESTFIELD | 255 | 183 | 39 060 | 37 340 | 4 545 |
| CLIFTON | 810 | 418 | 85 342 | 75 704 | 8 241 | REMAINDER OF COUNTY | 1 319 | 843 | 178 879 | 167 347 | 19 143 |
| HALEON | 72 | 48 | 5 159 | 4 477 | 430 | CRANFORD TWP | 145 | 117 | 17 227 | 16 333 | 1 707 |
| HARTHORNE | 172 | 90 | 17 040 | 14 914 | 1 431 | HILLSIDE TWP | 249 | 133 | 23 268 | 20 596 | 2 109 |
| NORTH HALEDON | 38 | 12 | 2 031 | 1 245 | 90 | UNION TWP | 502 | 330 | 78 875 | 74 623 | 8 543 |
| PASSAIC | 1 104 | 636 | 124 683 | 114 285 | 13 589 | WARREN COUNTY | 799 | 477 | 65 521 | 58 787 | 6 251 |
| PATERSON | 2 163 | 1 241 | 211 462 | 190 776 | 24 010 | HACKETTSTOWN | 111 | 73 | 12 883 | 12 033 | 1 219 |
| POMPTON LAKES | 142 | 104 | 17 776 | 16 862 | 1 799 | PHILLIPSBURG | 248 | 142 | 21 779 | 19 783 | 2 101 |
| PROSPECT PARK | 30 | 18 | 7 847 | 7 601 | 668 | WASHINGTON | 105 | 81 | 12 585 | 12 083 | 1 379 |
| TOTOWA | 81 | 55 | 20 271 | 19 469 | 1 458 | REMAINDER OF COUNTY | 335 | 181 | 18 274 | 14 888 | 1 552 |
| WANAUKE | 56 | 28 | 2 798 | 2 158 | 265 | | | | | | |
| WEST PATERSON | 38 | 18 | 3 576 | 3 064 | 243 | | | | | | |
| REMAINDER OF COUNTY | 495 | 263 | 42 429 | 37 003 | 4 062 | | | | | | |
| WAYNE TWP | 201 | 135 | 21 752 | 20 204 | 2 407 | | | | | | |

Standard Notes: - Represents zero. (D) Withheld to avoid disclosure. (NA) Not available. (X) Not applicable. ²Revised

TABLE 10. Standard Metropolitan Statistical Areas: 1958

[Data are based on 1964 SMSA definitions]

| SIC code | Kind of business | Establishments | | Sales | | Establishments | | Sales | |
|-------------------------------|---|--------------------------------------|-----------------------------|--|--|--------------------|-----------------------------|--|--|
| | | Total (number) | With payroll (number) | Total, all establish- ments (\$1,000) | Establish- ments with payroll (\$1,000) | Total (number) | With payroll (number) | Total, all establish- ments (\$1,000) | Establish- ments with payroll (\$1,000) |
| | | NEW YORK, N.Y.-NORTHEASTERN N.J. SCA | | | | ATLANTIC CITY SMSA | | | |
| RETAIL TRADE, TOTAL | | 159 483 | 102 471 | 18 489 785 | 17 166 099 | 3 000 | 1 854 | 240 262 | 217 426 |
| 52 | LUMBER, BLDG MATLS, HDWE, FARM EQUIP. DEALERS | 5 809 | 3 757 | 687 076 | 645 066 | 98 | 62 | 10 389 | 9 683 |
| 53 PART* | GENERAL MERCHANDISE GROUP STORES* | 5 410 | 2 480 | 1 943 436 | 1 890 354 | 87 | 51 | 12 053 | 11 435 |
| 54 | FOOD STORES | 39 517 | 21 219 | 4 955 637 | 4 420 339 | 549 | 253 | 58 739 | 51 331 |
| 55 EX.554 | AUTOMOTIVE DEALERS | 3 987 | 3 049 | 1 823 048 | 1 798 418 | 107 | 71 | 22 380 | 21 442 |
| 55PT(554) | GASOLINE SERVICE STATIONS | 9 207 | 7 151 | 795 247 | 725 969 | 252 | 144 | 13 391 | 10 681 |
| 56 | APPAREL, ACCESSORY STORES | 16 357 | 12 209 | 1 949 090 | 1 867 920 | 268 | 180 | 22 910 | 21 084 |
| 57 | FURNITURE, HOME FURNISHINGS, EQUIPMENT STORES | 9 280 | 6 614 | 1 121 555 | 1 067 105 | 116 | 70 | 12 352 | 11 150 |
| 58 | EATING, DRINKING PLACES | 30 981 | 25 039 | 2 063 647 | 1 948 839 | 829 | 623 | 40 269 | 37 237 |
| 59PT(591) | DRUG STORES, PROPRIETARY STORES | 5 321 | 4 639 | 517 404 | 497 620 | 73 | 63 | 7 826 | 7 672 |
| 59 EX.591 | OTHER RETAIL STORES | 24 717 | 14 025 | 2 081 194 | 1 854 184 | 505 | 295 | 32 435 | 29 287 |
| 53 PART* | NONSTORE RETAILERS* | 8 897 | 2 289 | 552 451 | 450 285 | 116 | 42 | 7 518 | 6 424 |
| | | PHILADELPHIA, PA.-N.J., SMSA | | | | TRENTON SMSA | | | |
| RETAIL TRADE, TOTAL | | 43 952 | 26 742 | 4 942 919 | 4 562 747 | 3 227 | 1 931 | 361 312 | 332 028 |
| 52 | LUMBER, BLDG MATLS, HDWE, FARM EQUIP. DEALERS | 1 805 | 1 129 | 216 383 | 202 113 | 124 | 98 | 17 673 | 17 251 |
| 53 PART* | GENERAL MERCHANDISE GROUP STORES* | 1 492 | 746 | 573 450 | 559 502 | 123 | 57 | 39 822 | 38 654 |
| 54 | FOOD STORES | 10 523 | 4 607 | 1 209 623 | 1 056 039 | 709 | 283 | 87 240 | 75 686 |
| 55 EX.554 | AUTOMOTIVE DEALERS | 1 444 | 1 062 | 715 511 | 705 643 | 113 | 81 | 50 218 | 49 438 |
| 55PT(554) | GASOLINE SERVICE STATIONS | 3 237 | 2 479 | 252 427 | 230 819 | 273 | 199 | 20 674 | 18 256 |
| 56 | APPAREL, ACCESSORY STORES | 4 102 | 2 862 | 354 815 | 333 169 | 279 | 215 | 28 448 | 27 490 |
| 57 | FURNITURE, HOME FURNISHINGS, EQUIPMENT STORES | 2 292 | 1 502 | 224 578 | 209 262 | 186 | 128 | 21 499 | 20 219 |
| 58 | EATING, DRINKING PLACES | 8 911 | 6 923 | 447 963 | 413 633 | 714 | 484 | 33 312 | 28 646 |
| 59PT(591) | DRUG STORES, PROPRIETARY STORES | 1 817 | 1 499 | 153 813 | 145 005 | 79 | 71 | 8 924 | 8 752 |
| 59 EX.591 | OTHER RETAIL STORES | 6 044 | 3 326 | 513 996 | 470 770 | 502 | 274 | 43 078 | 38 390 |
| 53 PART* | NONSTORE RETAILERS* | 2 285 | 607 | 280 360 | 256 792 | 125 | 41 | 10 424 | 9 246 |

Standard Notes: - Represents zero. (D) Withheld to avoid disclosure. (NA) Not available. (X) Not applicable.
 *Nonstore retailers, part of SIC major group 53, are shown separately in this table.

ALLENTDWN--BETHLEHEM--EASTDN, PA.--N.J., SMSA--Data for this Standard Metropolitan Statistical Area is presented in Volume II, Part 3, Chapter 40.
 WILMINGTDN, DEL.--N.J.--MD., SMSA--Data for this Standard Metropolitan Statistical Area is presented in Volume II, Part 1, Chapter 9 and Part 2, Chapter 22.

TABLE 11. Counties With 500 Establishments or More: 1958

| SIC code | Kind of business | Establishments | | Sales | | Establishments | | Sales | |
|-----------|---|----------------|--------------|---------------------------|-----------------------------|----------------|--------------|---------------------------|-----------------------------|
| | | Total | With payroll | Total, all establishments | Establishments with payroll | Total | With payroll | Total, all establishments | Establishments with payroll |
| | | (number) | (number) | (\$1,000) | (\$1,000) | (number) | (number) | (\$1,000) | (\$1,000) |
| | RETAIL TRADE, TOTAL | 7 124 | 4 618 | 904 653 | 841 459 | 1 700 | 1 086 | 169 351 | 155 537 |
| 52 | LUMBER, BLDG MATLS, HOME, FARM EQUIP. DEALERS | 347 | 243 | 49 497 | 46 897 | 86 | 68 | 14 521 | 14 193 |
| 53 PART | GENERAL MERCHANDISE GROUP STORES | 240 | 132 | 87 436 | 85 064 | 94 | 38 | 6 063 | 4 811 |
| 54 | FOOD STORES | 1 376 | 746 | 247 704 | 228 356 | 291 | 137 | 44 365 | 40 035 |
| 55 EX.554 | AUTOMOTIVE DEALERS | 306 | 242 | 122 911 | 120 935 | 105 | 73 | 34 228 | 33 160 |
| 55PT(554) | GASOLINE SERVICE STATIONS | 796 | 584 | 64 399 | 57 299 | 243 | 169 | 17 091 | 15 193 |
| 56 | APPAREL, ACCESSORY STORES | 622 | 502 | 72 441 | 70 121 | 106 | 76 | 5 854 | 5 340 |
| 57 | FURNITURE, HOME FURNISHINGS, EQUIPMENT STORES | 415 | 289 | 58 680 | 56 068 | 77 | 53 | 6 471 | 6 127 |
| 58 | EATING, DRINKING PLACES | 1 268 | 930 | 68 441 | 62 035 | 365 | 267 | 14 668 | 12 954 |
| 59PT(591) | DRUG STORES, PROPRIETARY STORES | 199 | 125 | 25 463 | 25 325 | 36 | 36 | 4 529 | 4 529 |
| 59 EX.591 | OTHER RETAIL STORES | 1 088 | 622 | 84 233 | 73 269 | 236 | 150 | 17 758 | 16 122 |
| 53 PART | NONSTORE RETAILERS | 467 | 135 | 23 448 | 16 090 | 61 | 19 | 3 803 | 3 073 |
| | BERGEN COUNTY | | | | | | | | |
| | BURLINGTON COUNTY | | | | | | | | |
| | RETAIL TRADE, TOTAL | 3 975 | 2 319 | 439 677 | 402 965 | 1 461 | 969 | 86 731 | 78 287 |
| 52 | LUMBER, BLDG MATLS, HOME, FARM EQUIP. DEALERS | 177 | 107 | 20 134 | 18 420 | 61 | 43 | 6 082 | 5 830 |
| 53 PART | GENERAL MERCHANDISE GROUP STORES | 123 | 59 | 37 476 | 36 076 | 81 | 43 | 5 650 | 4 798 |
| 54 | FOOD STORES | 899 | 365 | 119 367 | 104 813 | 262 | 144 | 25 006 | 22 590 |
| 55 EX.554 | AUTOMOTIVE DEALERS | 121 | 81 | 76 830 | 76 250 | 46 | 38 | 9 796 | 9 650 |
| 55PT(554) | GASOLINE SERVICE STATIONS | 399 | 277 | 29 188 | 25 436 | 138 | 74 | 5 940 | 4 706 |
| 56 | APPAREL, ACCESSORY STORES | 356 | 224 | 25 952 | 23 622 | 88 | 70 | 3 929 | 3 571 |
| 57 | FURNITURE, HOME FURNISHINGS, EQUIPMENT STORES | 233 | 135 | 22 304 | 20 562 | 53 | 29 | 2 669 | 2 399 |
| 58 | EATING, DRINKING PLACES | 757 | 561 | 42 141 | 38 647 | 427 | 343 | 14 943 | 13 901 |
| 59PT(591) | DRUG STORES, PROPRIETARY STORES | 112 | 98 | 10 838 | 10 444 | 32 | 28 | 2 508 | 2 188 |
| 59 EX.591 | OTHER RETAIL STORES | 622 | 368 | 43 568 | 38 538 | 221 | 137 | 9 290 | 8 028 |
| 53 PART | NONSTORE RETAILERS | 176 | 44 | 11 879 | 10 157 | 52 | 20 | 918 | 626 |
| | CAMDEN COUNTY | | | | | | | | |
| | CAPE MAY COUNTY | | | | | | | | |
| | RETAIL TRADE, TOTAL | 1 423 | 831 | 137 284 | 123 738 | 10 932 | 6 732 | 1 277 865 | 1 182 877 |
| 52 | LUMBER, BLDG MATLS, HOME, FARM EQUIP. DEALERS | 81 | 61 | 10 043 | 9 417 | 407 | 227 | 42 245 | 38 563 |
| 53 PART | GENERAL MERCHANDISE GROUP STORES | 64 | 28 | 11 309 | 10 319 | 305 | 159 | 187 704 | 184 808 |
| 54 | FOOD STORES | 293 | 121 | 34 206 | 30 006 | 2 600 | 1 156 | 307 981 | 267 549 |
| 55 EX.554 | AUTOMOTIVE DEALERS | 92 | 62 | 21 782 | 20 642 | 320 | 228 | 146 817 | 144 847 |
| 55PT(554) | GASOLINE SERVICE STATIONS | 153 | 89 | 8 010 | 6 488 | 739 | 551 | 60 229 | 54 361 |
| 56 | APPAREL, ACCESSORY STORES | 156 | 104 | 10 070 | 8 820 | 980 | 768 | 116 753 | 112 691 |
| 57 | FURNITURE, HOME FURNISHINGS, EQUIPMENT STORES | 75 | 57 | 9 154 | 8 784 | 575 | 421 | 74 865 | 70 683 |
| 58 | EATING, DRINKING PLACES | 200 | 144 | 7 206 | 6 184 | 2 299 | 1 701 | 122 989 | 111 699 |
| 59PT(591) | DRUG STORES, PROPRIETARY STORES | 20 | 18 | 2 893 | (0) | 315 | 307 | 36 515 | 36 283 |
| 59 EX.591 | OTHER RETAIL STORES | 228 | 126 | 19 731 | 17 911 | 1 735 | 1 037 | 135 869 | 122 471 |
| 53 PART | NONSTORE RETAILERS | 61 | 21 | 2 880 | (0) | 657 | 177 | 45 898 | 38 922 |
| | CUMBERLAND COUNTY | | | | | | | | |
| | ESSEX COUNTY | | | | | | | | |
| | RETAIL TRADE, TOTAL | 1 331 | 755 | 120 383 | 107 205 | 7 970 | 4 678 | 639 521 | 561 339 |
| 52 | LUMBER, BLDG MATLS, HOME, FARM EQUIP. DEALERS | 89 | 57 | 8 726 | 7 934 | 227 | 141 | 24 048 | 22 592 |
| 53 PART | GENERAL MERCHANDISE GROUP STORES | 59 | 29 | 4 194 | 3 422 | 227 | 111 | 31 663 | 29 871 |
| 54 | FOOD STORES | 242 | 96 | 35 870 | 31 706 | 2 243 | 919 | 190 936 | 153 080 |
| 55 EX.554 | AUTOMOTIVE DEALERS | 83 | 51 | 22 144 | 21 386 | 187 | 139 | 71 672 | 70 016 |
| 55PT(554) | GASOLINE SERVICE STATIONS | 172 | 94 | 8 852 | 6 978 | 430 | 308 | 36 756 | 32 838 |
| 56 | APPAREL, ACCESSORY STORES | 101 | 73 | 5 723 | 5 231 | 753 | 587 | 64 125 | 61 137 |
| 57 | FURNITURE, HOME FURNISHINGS, EQUIPMENT STORES | 66 | 48 | 5 289 | 4 837 | 392 | 272 | 39 419 | 36 975 |
| 58 | EATING, DRINKING PLACES | 203 | 151 | 7 792 | 6 940 | 1 901 | 1 369 | 72 521 | 63 001 |
| 59PT(591) | DRUG STORES, PROPRIETARY STORES | 26 | 24 | 3 753 | (0) | 217 | 207 | 17 701 | 17 427 |
| 59 EX.591 | OTHER RETAIL STORES | 232 | 120 | 16 446 | 14 260 | 1 101 | 545 | 73 398 | 60 598 |
| 53 PART | NONSTORE RETAILERS | 58 | 12 | 1 594 | (0) | 292 | 80 | 17 282 | 13 804 |
| | GLoucester COUNTY | | | | | | | | |
| | Hudson County | | | | | | | | |
| | RETAIL TRADE, TOTAL | 636 | 378 | 61 301 | 55 399 | 3 976 | 2 488 | 445 896 | 409 248 |
| 52 | LUMBER, BLDG MATLS, HOME, FARM EQUIP. DEALERS | 40 | 34 | 6 123 | 5 989 | 195 | 129 | 27 435 | 26 027 |
| 53 PART | GENERAL MERCHANDISE GROUP STORES | 30 | 20 | 1 405 | 1 185 | 131 | 73 | 31 670 | 30 576 |
| 54 | FOOD STORES | 121 | 43 | 15 564 | 13 702 | 818 | 402 | 123 504 | 111 174 |
| 55 EX.554 | AUTOMOTIVE DEALERS | 34 | 28 | 9 803 | 9 687 | 159 | 115 | 63 482 | 61 956 |
| 55PT(554) | GASOLINE SERVICE STATIONS | 76 | 38 | 4 647 | 3 301 | 429 | 271 | 30 691 | 25 073 |
| 56 | APPAREL, ACCESSORY STORES | 38 | 22 | 3 060 | 2 538 | 314 | 250 | 36 436 | 34 708 |
| 57 | FURNITURE, HOME FURNISHINGS, EQUIPMENT STORES | 27 | 21 | 2 310 | 2 194 | 215 | 157 | 26 857 | 25 587 |
| 58 | EATING, DRINKING PLACES | 134 | 88 | 4 687 | 3 835 | 877 | 613 | 42 113 | 37 417 |
| 59PT(591) | DRUG STORES, PROPRIETARY STORES | 11 | 11 | 1 354 | 1 354 | 99 | 97 | 12 593 | 12 583 |
| 59 EX.591 | OTHER RETAIL STORES | 95 | 67 | 11 513 | 11 115 | 568 | 324 | 38 680 | 33 580 |
| 53 PART | NONSTORE RETAILERS | 30 | 6 | 835 | 499 | 171 | 57 | 12 435 | 10 567 |
| | HUNTERDON COUNTY | | | | | | | | |
| | MIDDLESEX COUNTY | | | | | | | | |

Standard Notes: - Represents zero. (D) Withheld to avoid disclosure. (NA) Not available. (X) Not applicable.
*Nonstore retailers, part of SIC major group 53, are shown separately in this table.

ATLANTIC COUNTY coextensive with Atlantic City SMSA, see Table 10.
MERCER COUNTY coextensive with Trenton SMSA, see Table 10.

TABLE 11. Counties With 500 Establishments or More: 1958—Continued

| SIC code | Kind of business | Establishments | | Sales | | Establishments | | Sales | |
|-----------|---|-----------------|-----------------------|-------------------------------------|---------------------------------------|-----------------|-----------------------|-------------------------------------|---------------------------------------|
| | | Total (number) | With payroll (number) | Total, all establishments (\$1,000) | Establishments with payroll (\$1,000) | Total (number) | With payroll (number) | Total, all establishments (\$1,000) | Establishments with payroll (\$1,000) |
| | | MONMOUTH COUNTY | | | | MORRIS COUNTY | | | |
| | RETAIL TRADE, TOTAL | 3 926 | 2 586 | 403 671 | 373 195 | 2 315 | 1 595 | 276 263 | 258 805 |
| S2 | LUMBER, BLDG MATLS, HOME, FARM EQUIP. DEALERS | 195 | 137 | 23 409 | 22 443 | 138 | 110 | 23 469 | 22 935 |
| S3 PART* | GENERAL MERCHANDISE GROUP STORES* | 146 | 90 | 30 317 | 29 289 | 96 | 52 | 22 211 | 21 075 |
| S4 | FOOD STORES | 688 | 378 | 113 770 | 105 754 | 367 | 229 | 69 700 | 65 196 |
| S5 EX.554 | AUTOMOTIVE DEALERS | 192 | 140 | 57 987 | 56 445 | 132 | 100 | 44 604 | 44 188 |
| S5PT(S54) | GASOLINE SERVICE STATIONS | 384 | 240 | 23 374 | 18 748 | 278 | 186 | 19 577 | 16 557 |
| S6 | APPAREL, ACCESSORY STORES | 304 | 234 | 27 722 | 26 314 | 163 | 133 | 14 916 | 14 316 |
| S7 | FURNITURE, HOME FURNISHINGS, EQUIPMENT STORES | 206 | 142 | 19 055 | 17 603 | 150 | 110 | 14 956 | 14 072 |
| S8 | EATING, DRINKING PLACES | 888 | 688 | 39 164 | 35 702 | 465 | 359 | 21 724 | 19 898 |
| S9PT(S91) | DRUG STORES, PROPRIETARY STORES | 97 | 89 | 11 182 | 10 960 | 60 | 60 | 7 730 | 7 730 |
| S9 EX.591 | OTHER RETAIL STORES | 654 | 396 | 47 371 | 41 805 | 372 | 222 | 31 302 | 27 756 |
| S3 PART* | NONSTORE RETAILERS* | 172 | 52 | 10 320 | 8 132 | 94 | 34 | 6 074 | 5 080 |
| | | OCEAN COUNTY | | | | PASSAIC COUNTY | | | |
| | RETAIL TRADE, TOTAL | 1 763 | 1 121 | 164 074 | 149 996 | 5 249 | 2 963 | 546 631 | 493 429 |
| S2 | LUMBER, BLDG MATLS, HOME, FARM EQUIP. DEALERS | 106 | 74 | 15 489 | 14 777 | 216 | 134 | 25 781 | 24 447 |
| S3 PART* | GENERAL MERCHANDISE GROUP STORES* | 91 | 39 | 5 117 | 4 129 | 158 | 82 | 39 715 | 38 689 |
| S4 | FOOD STORES | 320 | 182 | 46 984 | 43 204 | 1 216 | 512 | 131 945 | 112 151 |
| S5 EX.554 | AUTOMOTIVE DEALERS | 98 | 70 | 23 460 | 22 834 | 198 | 134 | 78 048 | 76 238 |
| S5PT(S54) | GASOLINE SERVICE STATIONS | 190 | 108 | 10 091 | 7 873 | 430 | 282 | 28 446 | 23 508 |
| S6 | APPAREL, ACCESSORY STORES | 88 | 66 | 6 615 | 6 167 | 438 | 330 | 48 434 | 46 400 |
| S7 | FURNITURE, HOME FURNISHINGS, EQUIPMENT STORES | 90 | 66 | 6 360 | 5 792 | 282 | 212 | 37 204 | 35 458 |
| S8 | EATING, DRINKING PLACES | 424 | 310 | 16 494 | 14 448 | 1 108 | 706 | 45 393 | 38 015 |
| S9PT(S91) | DRUG STORES, PROPRIETARY STORES | 36 | 34 | 3 990 | (0) | 126 | 124 | 13 462 | 13 462 |
| S9 EX.591 | OTHER RETAIL STORES | 268 | 160 | 27 976 | (0) | 754 | 386 | 50 234 | 42 300 |
| S3 PART* | NONSTORE RETAILERS* | 52 | 12 | 1 498 | 724 | 323 | 61 | 47 951 | 42 761 |
| | | SALEM COUNTY | | | | SOMERSET COUNTY | | | |
| | RETAIL TRADE, TOTAL | 640 | 400 | 62 935 | 56 859 | 1 169 | 745 | 134 952 | 125 012 |
| S2 | LUMBER, BLDG MATLS, HOME, FARM EQUIP. DEALERS | 35 | 27 | 3 799 | 3 661 | 76 | 54 | 11 142 | 10 766 |
| S3 PART* | GENERAL MERCHANDISE GROUP STORES* | 45 | 13 | 1 778 | 1 050 | 40 | 18 | 6 296 | 5 990 |
| S4 | FOOD STORES | 125 | 65 | 16 300 | 14 936 | 205 | 107 | 37 275 | 34 563 |
| S5 EX.554 | AUTOMOTIVE DEALERS | 53 | 41 | 12 088 | 11 588 | 66 | 56 | 23 049 | 22 921 |
| S5PT(S54) | GASOLINE SERVICE STATIONS | 72 | 42 | 4 619 | 3 647 | 137 | 91 | 10 019 | 8 175 |
| S6 | APPAREL, ACCESSORY STORES | 47 | 33 | 2 860 | 2 538 | 90 | 64 | 8 510 | 7 912 |
| S7 | FURNITURE, HOME FURNISHINGS, EQUIPMENT STORES | 39 | 31 | 3 103 | 2 953 | 59 | 47 | 7 105 | 6 723 |
| S8 | EATING, DRINKING PLACES | 106 | 72 | 4 312 | 3 614 | 222 | 166 | 13 559 | 12 107 |
| S9PT(S91) | DRUG STORES, PROPRIETARY STORES | 11 | 11 | 1 347 | 1 347 | 24 | 24 | 3 461 | 3 461 |
| S9 EX.591 | OTHER RETAIL STORES | 91 | 57 | 11 148 | 10 068 | 187 | 99 | 14 501 | 13 079 |
| S3 PART* | NONSTORE RETAILERS* | 16 | 8 | 1 581 | 1 457 | 63 | 19 | 2 577 | 1 857 |
| | | SUSSEX COUNTY | | | | UNION COUNTY | | | |
| | RETAIL TRADE, TOTAL | 656 | 392 | 54 460 | 48 850 | 5 105 | 3 343 | 688 943 | 646 493 |
| S2 | LUMBER, BLDG MATLS, HOME, FARM EQUIP. DEALERS | 51 | 35 | 6 131 | 5 887 | 227 | 169 | 48 086 | 46 774 |
| S3 PART* | GENERAL MERCHANDISE GROUP STORES* | 28 | 16 | 1 838 | 1 610 | 151 | 71 | 43 232 | 41 828 |
| S4 | FOOD STORES | 104 | 50 | 15 245 | 13 825 | 1 029 | 529 | 172 227 | 158 203 |
| S5 EX.554 | AUTOMOTIVE DEALERS | 29 | 27 | 8 274 | (0) | 228 | 172 | 100 192 | 98 624 |
| S5PT(S54) | GASOLINE SERVICE STATIONS | 91 | 47 | 4 992 | (0) | 483 | 337 | 37 929 | 33 299 |
| S6 | APPAREL, ACCESSORY STORES | 30 | 22 | 1 646 | 1 366 | 501 | 411 | 55 870 | 54 040 |
| S7 | FURNITURE, HOME FURNISHINGS, EQUIPMENT STORES | 35 | 23 | 2 063 | 1 935 | 319 | 235 | 59 308 | 57 274 |
| S8 | EATING, DRINKING PLACES | 181 | 113 | 5 418 | 4 206 | 908 | 694 | 45 237 | 40 949 |
| S9PT(S91) | DRUG STORES, PROPRIETARY STORES | 13 | 11 | 1 237 | 1 161 | 144 | 138 | 18 565 | 18 457 |
| S9 EX.591 | OTHER RETAIL STORES | 74 | 36 | 6 360 | 5 520 | 785 | 485 | 60 945 | 54 911 |
| S3 PART* | NONSTORE RETAILERS* | 20 | 12 | 1 256 | 1 094 | 330 | 102 | 33 093 | 28 275 |
| | | WARREN COUNTY | | | | | | | |
| | RETAIL TRADE, TOTAL | 799 | 477 | 65 521 | 58 787 | | | | |
| S2 | LUMBER, BLDG MATLS, HOME, FARM EQUIP. DEALERS | 49 | 35 | 6 587 | 6 253 | | | | |
| S3 PART* | GENERAL MERCHANDISE GROUP STORES* | 29 | 13 | 2 461 | 2 105 | | | | |
| S4 | FOOD STORES | 145 | 59 | 18 671 | 16 599 | | | | |
| S5 EX.554 | AUTOMOTIVE DEALERS | 38 | 30 | 10 071 | 9 969 | | | | |
| S5PT(S54) | GASOLINE SERVICE STATIONS | 92 | 62 | 6 416 | 5 606 | | | | |
| S6 | APPAREL, ACCESSORY STORES | 32 | 26 | 1 581 | 1 321 | | | | |
| S7 | FURNITURE, HOME FURNISHINGS, EQUIPMENT STORES | 42 | 30 | 3 138 | 2 904 | | | | |
| S8 | EATING, DRINKING PLACES | 210 | 130 | 6 406 | 5 186 | | | | |
| S9PT(S91) | DRUG STORES, PROPRIETARY STORES | 12 | 12 | 1 687 | 1 687 | | | | |
| S9 EX.591 | OTHER RETAIL STORES | 125 | 73 | 7 408 | 6 472 | | | | |
| S3 PART* | NONSTORE RETAILERS* | 25 | 7 | 1 095 | 685 | | | | |

Standard Notes: - Represents zero. (0) Withheld to avoid disclosure. (NA) Not available. (X) Not applicable. *Revised
 *Nonstore retailers, part of SIC major group 53, are shown separately in this table.

TABLE 12. Cities With 500 Establishments or More: 1958

| SIC code | Kind of business | Establishments | | Sales | | Establishments | | Sales | |
|---------------|---|----------------|-----------------------|-------------------------------------|---------------------------------------|----------------|-----------------------|-------------------------------------|---------------------------------------|
| | | Total (number) | With payroll (number) | Total, all establishments (\$1,000) | Establishments with payroll (\$1,000) | Total (number) | With payroll (number) | Total, all establishments (\$1,000) | Establishments with payroll (\$1,000) |
| ATLANTIC CITY | | | | | | | | | |
| | RETAIL TRADE, TOTAL | 1 603 | 1 081 | 138 234 | 128 242 | 928 | 546 | 66 049 | 56 817 |
| 52 | LUMBER, BLDG MATLS, HOME, FARM EQUIP. DEALERS | 34 | 24 | 4 820 | 4 612 | 24 | 18 | 1 706 | 1 636 |
| 53 PART* | GENERAL MERCHANDISE GROUP STORES* | 45 | 29 | 9 610 | 9 450 | 33 | 17 | 2 167 | 1 943 |
| 54 | FOOD STORES | 287 | 135 | 26 422 | 22 612 | 296 | 102 | 23 304 | 17 744 |
| 55 EX.554 | AUTOMOTIVE DEALERS | 46 | 32 | 11 844 | 11 450 | 21 | 19 | 5 640 | (D) |
| 55PT(554) | GASOLINE SERVICE STATIONS | 58 | 38 | 3 814 | 3 376 | 51 | 41 | 3 905 | 3 477 |
| 56 | APPAREL, ACCESSORY STORES | 180 | 132 | 17 998 | 17 158 | 84 | 72 | 7 421 | 7 167 |
| 57 | FURNITURE, HOME FURNISHINGS, EQUIPMENT STORES | 68 | 48 | 9 057 | 8 547 | 53 | 39 | 4 537 | 4 263 |
| 58 | EATING, DRINKING PLACES | 483 | 395 | 26 672 | 25 366 | 187 | 139 | 7 014 | 5 898 |
| 59PT(591) | DRUG STORES, PROPRIETARY STORES | 39 | 33 | 4 678 | 4 574 | 24 | 24 | 1 977 | 1 977 |
| 59 EX.591 | OTHER RETAIL STORES | 317 | 193 | 18 562 | 16 880 | 123 | 61 | 6 612 | 5 708 |
| 53 PART* | NONSTORE RETAILERS* | 46 | 22 | 4 757 | 4 217 | 32 | 14 | 1 766 | (D) |
| BAYONNE | | | | | | | | | |
| | RETAIL TRADE, TOTAL | 1 686 | 962 | 186 743 | 171 733 | 810 | 418 | 85 342 | 75 704 |
| 52 | LUMBER, BLDG MATLS, HOME, FARM EQUIP. DEALERS | 55 | 37 | 8 186 | 7 806 | 39 | 29 | 9 018 | 8 912 |
| 53 PART* | GENERAL MERCHANDISE GROUP STORES* | 55 | 23 | 31 420 | 30 766 | 16 | 10 | 2 557 | 2 457 |
| 54 | FOOD STORES | 431 | 151 | 35 237 | 28 191 | 188 | 72 | 24 226 | 20 874 |
| 55 EX.554 | AUTOMOTIVE DEALERS | 51 | 31 | 32 998 | 32 670 | 37 | 23 | 15 744 | 15 392 |
| 55PT(554) | GASOLINE SERVICE STATIONS | 111 | 79 | 7 909 | 7 095 | 88 | 60 | 6 508 | 5 486 |
| 56 | APPAREL, ACCESSORY STORES | 179 | 109 | 11 366 | 10 090 | 39 | 19 | 2 659 | 2 347 |
| 57 | FURNITURE, HOME FURNISHINGS, EQUIPMENT STORES | 116 | 68 | 14 428 | 13 762 | 20 | 12 | 1 613 | 1 507 |
| 58 | EATING, DRINKING PLACES | 336 | 248 | 15 150 | 13 540 | 176 | 102 | 9 175 | 7 721 |
| 59PT(591) | DRUG STORES, PROPRIETARY STORES | 45 | 39 | 4 020 | 3 858 | 22 | 22 | 2 402 | 2 402 |
| 59 EX.591 | OTHER RETAIL STORES | 246 | 156 | 18 447 | 16 773 | 114 | 60 | 8 617 | 7 053 |
| 53 PART* | NONSTORE RETAILERS* | 61 | 21 | 7 582 | 7 182 | 71 | 9 | 2 823 | 1 553 |
| CAMDEN | | | | | | | | | |
| | RETAIL TRADE, TOTAL | 708 | 432 | 94 719 | 88 415 | 1 516 | 870 | 156 939 | 141 803 |
| 52 | LUMBER, BLDG MATLS, HOME, FARM EQUIP. DEALERS | 12 | 2 | 4 412 | (D) | 39 | 27 | 5 748 | 5 612 |
| 53 PART* | GENERAL MERCHANDISE GROUP STORES* | 12 | 10 | 9 071 | (D) | 54 | 14 | 15 698 | 15 032 |
| 54 | FOOD STORES | 174 | 70 | 24 684 | 21 426 | 358 | 136 | 39 036 | 32 682 |
| 55 EX.554 | AUTOMOTIVE DEALERS | 35 | 25 | 14 681 | 14 495 | 62 | 44 | 23 760 | 23 334 |
| 55PT(554) | GASOLINE SERVICE STATIONS | 58 | 48 | 4 817 | 4 389 | 104 | 56 | 7 181 | 5 787 |
| 56 | APPAREL, ACCESSORY STORES | 81 | 63 | 12 378 | 12 148 | 150 | 114 | 14 183 | 13 531 |
| 57 | FURNITURE, HOME FURNISHINGS, EQUIPMENT STORES | 47 | 33 | 6 271 | 5 897 | 82 | 58 | 11 292 | 10 444 |
| 58 | EATING, DRINKING PLACES | 82 | 66 | 5 656 | 5 262 | 354 | 244 | 13 834 | 11 866 |
| 59PT(591) | DRUG STORES, PROPRIETARY STORES | 25 | 25 | 2 394 | 2 394 | 43 | 41 | 4 541 | (D) |
| 59 EX.591 | OTHER RETAIL STORES | 123 | 75 | 11 332 | 10 564 | 196 | 118 | 14 628 | 12 922 |
| 53 PART* | NONSTORE RETAILERS* | 59 | 15 | 3 023 | 2 565 | 74 | 18 | 7 038 | (D) |
| CLIFTON | | | | | | | | | |
| | RETAIL TRADE, TOTAL | 637 | 483 | 118 209 | 114 673 | 744 | 438 | 49 979 | 43 323 |
| 52 | LUMBER, BLDG MATLS, HOME, FARM EQUIP. DEALERS | 26 | 18 | 5 761 | 5 571 | 16 | 12 | 1 482 | 1 442 |
| 53 PART* | GENERAL MERCHANDISE GROUP STORES* | 19 | 15 | 26 073 | 25 989 | 19 | 9 | 1 878 | 1 592 |
| 54 | FOOD STORES | 95 | 49 | 14 558 | 13 330 | 196 | 90 | 17 213 | 14 363 |
| 55 EX.554 | AUTOMOTIVE DEALERS | 32 | 32 | 22 344 | 22 344 | 10 | 6 | 4 307 | 4 193 |
| 55PT(554) | GASOLINE SERVICE STATIONS | 52 | 32 | 3 192 | 2 690 | 18 | 14 | 1 815 | 1 709 |
| 56 | APPAREL, ACCESSORY STORES | 116 | 110 | 18 830 | 18 734 | 67 | 51 | 4 399 | 4 009 |
| 57 | FURNITURE, HOME FURNISHINGS, EQUIPMENT STORES | 49 | 43 | 7 334 | 7 282 | 34 | 20 | 3 576 | 3 218 |
| 58 | EATING, DRINKING PLACES | 102 | 92 | 6 199 | 6 019 | 239 | 159 | 8 484 | 7 190 |
| 59PT(591) | DRUG STORES, PROPRIETARY STORES | 12 | 12 | 1 929 | 1 929 | 18 | 18 | 1 265 | 1 265 |
| 59 EX.591 | OTHER RETAIL STORES | 114 | 76 | 10 990 | 10 146 | 101 | 53 | 4 840 | 3 840 |
| 53 PART* | NONSTORE RETAILERS* | 20 | 4 | 999 | 639 | 26 | 6 | 720 | 502 |
| EAST ORANGE | | | | | | | | | |
| | RETAIL TRADE, TOTAL | 637 | 483 | 118 209 | 114 673 | 744 | 438 | 49 979 | 43 323 |
| ELIZABETH | | | | | | | | | |
| | RETAIL TRADE, TOTAL | 637 | 483 | 118 209 | 114 673 | 744 | 438 | 49 979 | 43 323 |
| HACKENSACK | | | | | | | | | |
| | RETAIL TRADE, TOTAL | 637 | 483 | 118 209 | 114 673 | 744 | 438 | 49 979 | 43 323 |
| HOBOKEN | | | | | | | | | |
| | RETAIL TRADE, TOTAL | 637 | 483 | 118 209 | 114 673 | 744 | 438 | 49 979 | 43 323 |
| IRVINGTON | | | | | | | | | |
| | RETAIL TRADE, TOTAL | 764 | 426 | 77 430 | 70 508 | 3 345 | 1 999 | 272 725 | 240 029 |
| 52 | LUMBER, BLDG MATLS, HOME, FARM EQUIP. DEALERS | 32 | 16 | 3 116 | 2 820 | 93 | 51 | 9 293 | 8 543 |
| 53 PART* | GENERAL MERCHANDISE GROUP STORES* | 18 | 8 | 2 416 | 2 168 | 93 | 45 | 9 585 | 8 845 |
| 54 | FOOD STORES | 195 | 85 | 24 958 | 21 908 | 992 | 412 | 84 274 | 68 162 |
| 55 EX.554 | AUTOMOTIVE DEALERS | 37 | 23 | 15 624 | 15 454 | 65 | 45 | 27 332 | 26 804 |
| 55PT(554) | GASOLINE SERVICE STATIONS | 61 | 37 | 3 947 | 3 419 | 169 | 131 | 15 430 | 14 326 |
| 56 | APPAREL, ACCESSORY STORES | 73 | 55 | 6 370 | 6 060 | 345 | 273 | 29 479 | 28 211 |
| 57 | FURNITURE, HOME FURNISHINGS, EQUIPMENT STORES | 36 | 28 | 3 943 | 3 753 | 171 | 113 | 17 871 | 16 611 |
| 58 | EATING, DRINKING PLACES | 116 | 82 | 5 060 | 4 526 | 750 | 568 | 31 806 | 28 208 |
| 59PT(591) | DRUG STORES, PROPRIETARY STORES | 26 | 26 | 3 369 | 3 369 | 95 | 89 | 8 528 | 8 320 |
| 59 EX.591 | OTHER RETAIL STORES | 93 | 51 | 7 017 | 6 073 | 478 | 246 | 33 123 | 27 139 |
| 53 PART* | NONSTORE RETAILERS* | 77 | 15 | 1 610 | 962 | 94 | 26 | 6 004 | 4 860 |
| JERSEY CITY | | | | | | | | | |

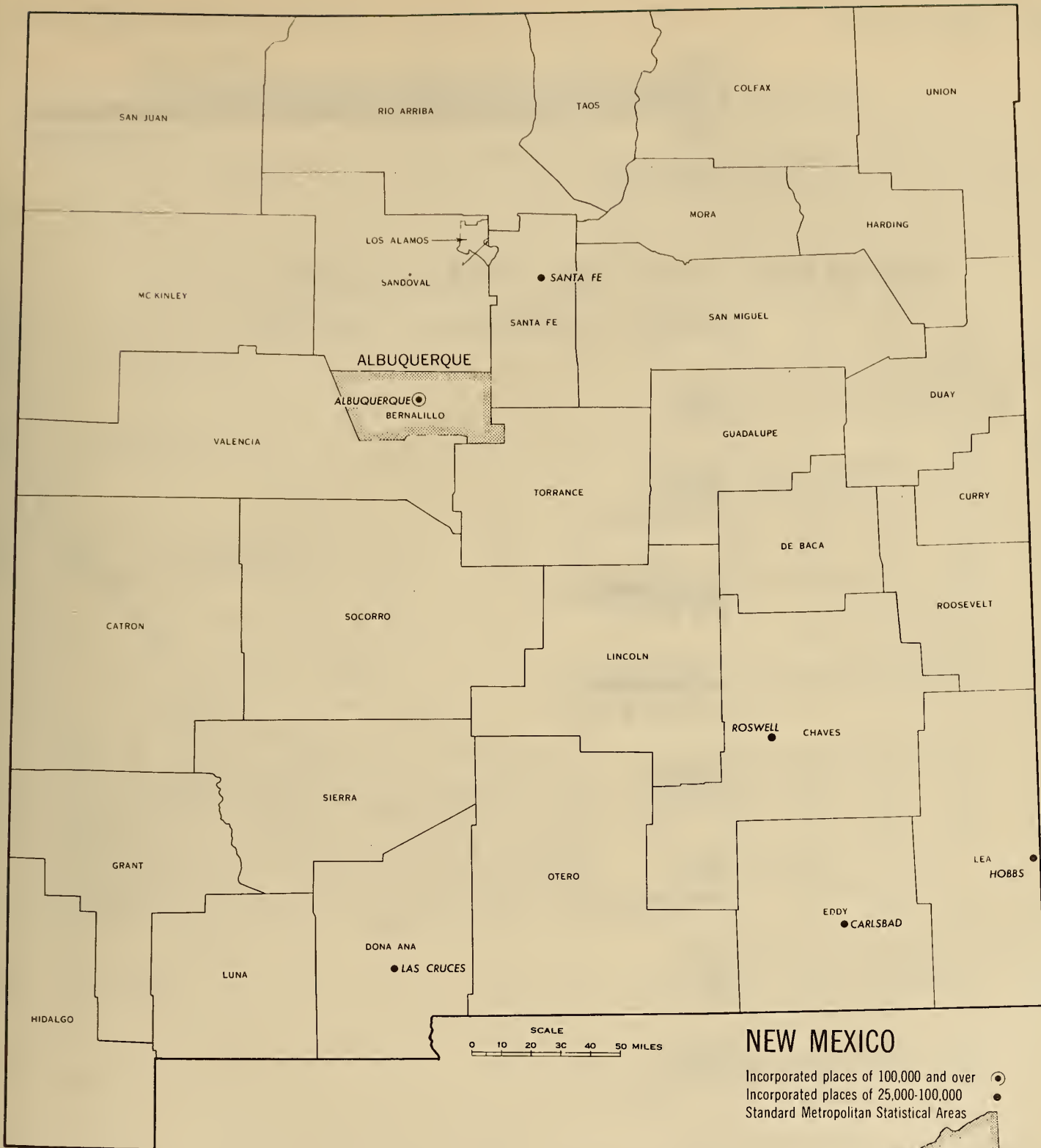
Standard Notes: - Represents zero. (D) Withheld to avoid disclosure. (NA) Not available. (X) Not applicable.
 *Nonstore retailers, part of SIC major group 53, are shown separately in this table.

New Mexico




CONTENTS

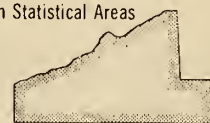
[Page numbers listed here omit the State prefix, 33-, which appears as part of number for each page.]

| | page |
|--|-----------|
| State Map | 3 |
| Chart on Retail Sales: 1958 and 1963 | 4 |
| TABLE 1 The State: 1963 and 1958 | 5 |
| 2 The State: 1963 | 6 |
| 3 Counties; Cities of 2,500 Inhabitants or More: 1963 | 8 |
| 4 Standard Metropolitan Statistical Areas: 1963 | 12 |
| 5 Counties With 500 Establishments or More: 1963 | 14 |
| 6 Cities With 500 Establishments or More: 1963 | 17 |
| 7 In-Plant Food Contractors: 1963 | 18 |
| 8 Commissaries, Exchanges, and Eating and Drinking Places Operated for Military Personnel by the U.S. Department of Defense: 1963 | 18 |
| 9 Counties; Cities of 2,500 Inhabitants or More: 1958 | 19 |
| 10 Standard Metropolitan Statistical Areas: 1958 | 20 |
| 11 Counties With 500 Establishments or More: 1958 | 20 |
| 12 Cities With 500 Establishments or More: 1958 | 21 |



NEW MEXICO

Incorporated places of 100,000 and over 
 Incorporated places of 25,000-100,000 
 Standard Metropolitan Statistical Areas 




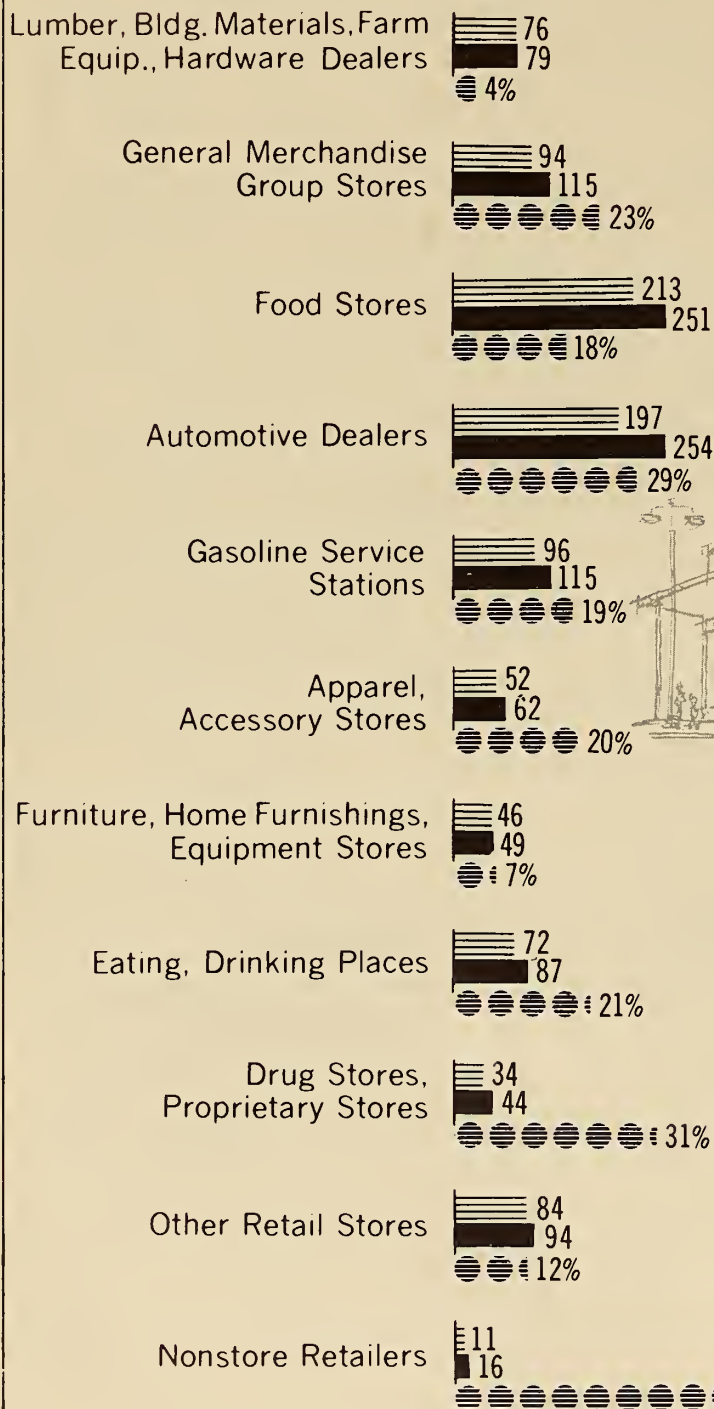


EACH SYMBOL =
5% CHANGE

●●●●● 20%

NEW MEXICO Retail Trade: 1958 and 1963

SALES IN MILLIONS OF DOLLARS



1958 1963

1963 CENSUS OF BUSINESS, U. S. Department of Commerce, Bureau of the Census

TABLE 1. The State: 1963 and 1958

| SIC code | Kind of business | 1963 | | | | 1958 | | | |
|-----------|---|-------------------|-----------------------------|--|--|-------------------|-----------------------------|--|--|
| | | Establishments | | Sales | | Establishments | | Sales | |
| | | Total (number) | With payroll (number) | Total, all establish- ments (\$1,000) | Establish- ments with payroll (\$1,000) | Total (number) | With payroll (number) | Total, all establish- ments (\$1,000) | Establish- ments with payroll (\$1,000) |
| | RETAIL TRADE, TOTAL | 9 044 | 6 512 | 1 166 296 | 1 120 296 | 8 737 | 5 919 | 972 912 | 917 432 |
| | LUMBER, BUILDING MATERIALS, HARDWARE, FARM EQUIPMENT DEALERS | | | | | | | | |
| S2 | TOTAL | 455 | 389 | 78 619 | 76 523 | 480 | 384 | 75 570 | 73 832 |
| S21 | LUMBER AND OTHER BUILDING MATERIALS DEALERS | 185 | 161 | 40 305 | 39 607 | 216 | 164 | 44 148 | 43 430 |
| S22-S24 | HEATING, PLUMBING, PAINT, ELECTRICAL STORES | 75 | 67 | 7 601 | 7 457 | 76 | 56 | 5 499 | 5 121 |
| S251 | HARDWARE STORES | 110 | 86 | 10 954 | 10 256 | 102 | 84 | 11 463 | 10 919 |
| S252 | FARM EQUIPMENT DEALERS | 85 | 75 | 19 759 | 19 203 | 86 | 80 | 14 460 | 14 362 |
| | GENERAL MERCHANDISE GROUP STORES* | | | | | | | | |
| S3 PART* | TOTAL | 473 | 407 | 115 475 | 113 795 | 578 | 348 | 93 613 | 88 653 |
| S31 | DEPARTMENT STORES | 16 | 16 | 47 985 | 47 985 | 16 | 16 | 36 467 | 36 467 |
| S33 | LIMITED PRICE VARIETY STORES | 134 | 126 | 22 001 | 21 861 | 124 | 104 | 15 589 | 15 221 |
| S39 | MISCELLANEOUS GENERAL MERCHANDISE STORES | 323 | 265 | 45 489 | 43 949 | 438 | 228 | 41 557 | 36 965 |
| | FOOD STORES | | | | | | | | |
| S4 | TOTAL | 1 224 | 1 690 | 250 988 | 239 816 | 1 286 | 664 | 213 186 | 199 264 |
| S41 | GROCERY STORES, INCLUDING DELICATESSENS | 1 051 | 1 575 | 242 307 | 232 269 | 1 090 | 568 | 205 566 | 193 492 |
| S42 | MEAT MARKETS, FISH (SEAFOOD) MARKETS | 32 | 20 | 2 472 | 2 132 | (1) | (1) | (1) | (1) |
| S43 | FRUIT STORES, VEGETABLE MARKETS | 23 | 9 | 893 | 699 | 28 | 6 | 678 | 386 |
| S44 | CANDY, NUT, CONFECTIONERY STORES | 23 | 15 | 779 | 727 | 38 | 12 | 636 | 386 |
| S45-S49 | OTHER FOOD STORES | 95 | 71 | 4 537 | 3 989 | 88 | 58 | (D) | 2 997 |
| | AUTOMOTIVE DEALERS | | | | | | | | |
| 55 EX-554 | TOTAL | 620 | 488 | 253 700 | 250 240 | 585 | 453 | 196 572 | 192 596 |
| | GASOLINE SERVICE STATIONS | | | | | | | | |
| 55PT(554) | TOTAL | 1 683 | 1 233 | 115 073 | 104 653 | 1 424 | 1 046 | 96 365 | 86 933 |
| | APPAREL, ACCESSORY STORES | | | | | | | | |
| S6 | TOTAL | 515 | 451 | 62 201 | 61 187 | 463 | 407 | 51 635 | 50 685 |
| S61-S67 | MEN'S, BOYS' APPAREL STORES, CUSTOM TAILORS | 71 | 63 | 11 144 | 10 860 | 69 | 65 | 8 548 | 8 502 |
| S62-3,S68 | WOMEN'S CLOTHING, SPECIALTY STORES | 201 | 179 | 20 028 | 19 856 | 166 | 144 | 14 962 | 14 702 |
| S62 | WOMEN'S READY-TO-WEAR STORES | 160 | 152 | 17 138 | 17 068 | ** | 130 | ** | 13 777 |
| S63-S68 | WOMEN'S ACCESSORY, SPECIALTY STORES, FURRIERS | 41 | 27 | 2 890 | 2 788 | ** | 14 | ** | 925 |
| S65 | FAMILY CLOTHING STORES | 101 | 83 | 18 899 | 18 571 | ** | 105 | ** | 17 891 |
| S66 | SHOE STORES | 101 | 93 | 10 122 | 10 006 | 68 | 64 | 7 865 | 7 821 |
| S64-S69 | OTHER APPAREL, ACCESSORY STORES | 41 | 33 | 2 008 | 1 894 | 35 | 29 | 1 875 | 1 769 |
| | FURNITURE, HOME FURNISHINGS, EQUIPMENT STORES | | | | | | | | |
| S7 | TOTAL | 455 | 323 | 48 943 | 47 243 | 491 | 335 | 45 625 | 43 015 |
| S71 | FURNITURE, HOME FURNISHINGS STORES | 266 | 172 | 29 953 | 28 911 | 272 | 180 | 28 450 | 27 092 |
| S72-S73 | HOUSEHOLD APPLIANCE, RADIO, TELEVISION, MUSIC STORES | 189 | 151 | 18 990 | 18 332 | 219 | 155 | 17 175 | 15 923 |
| | EATING, DRINKING PLACES | | | | | | | | |
| S8 | TOTAL | 1 668 | 1 298 | 86 898 | 81 994 | 1 655 | 1 189 | 71 605 | 64 599 |
| S812 | EATING PLACES | 1 244 | 1 044 | 67 007 | 64 865 | 1 188 | 930 | 52 301 | 48 707 |
| S813 | DRINKING PLACES (ALCOHOLIC BEVERAGES) | 424 | 254 | 19 891 | 17 129 | 467 | 259 | 19 304 | 15 892 |
| | DRUG STORES, PROPRIETARY STORES | | | | | | | | |
| S9PT(S91) | TOTAL | 286 | 264 | 44 160 | 43 734 | 264 | 238 | 33 599 | 33 163 |
| S91 | DRUG STORES | 269 | 251 | 43 602 | 43 248 | 253 | 229 | 33 285 | 32 879 |
| | PROPRIETARY STORES | 17 | 13 | 558 | 486 | 11 | 9 | 314 | 284 |
| | OTHER RETAIL STORES | | | | | | | | |
| S9 EX-591 | TOTAL | 1 352 | 896 | 94 044 | 86 784 | 1 279 | 793 | 84 294 | 75 754 |
| S92 | LIQUOR STORES | 313 | 223 | 28 959 | 26 855 | 309 | 203 | 23 681 | 21 257 |
| S93 | ANTIQUA STORES, SECONDHAND STORES | 173 | 87 | 4 048 | 3 228 | 133 | 63 | 3 136 | 2 572 |
| S94 | BOOK, STATIONERY STORES | 40 | 28 | 2 232 | 2 146 | 43 | 35 | 3 180 | 3 036 |
| S95 | SPORTING GOODS STORES, BICYCLE SHOPS | 63 | 27 | 5 349 | 4 695 | 55 | 27 | 2 997 | 2 485 |
| S96 | FARM, GARDEN SUPPLY STORES, INCLUDING FEEO STORES | 120 | 92 | 17 968 | 17 612 | 105 | 87 | 14 566 | 14 244 |
| S97 | JEWELRY STORES | 108 | 76 | 7 437 | 6 773 | 108 | 76 | 6 618 | 5 950 |
| S98 | FUEL, ICE DEALERS | 116 | 92 | 10 978 | 10 528 | 113 | 79 | 12 073 | 11 369 |
| S99 | OTHER STORES | 419 | 271 | 17 073 | 14 947 | 413 | 223 | 18 043 | 14 841 |
| | NONSTORE RETAILERS* | | | | | | | | |
| S3 PART* | TOTAL | 313 | 73 | 16 195 | 14 327 | 232 | 62 | 10 848 | 8 938 |

Standard Notes: - Represents zero. (D) Withheld to avoid disclosure. (NA) Not available. (X) Not applicable. † Revised.

*Nonstore retailers, part of SIC major group 53, are shown separately in this table.

**Data not provided because establishments with no payroll are classified only at the next broader kind-of-business level.

†Comparable data not available because of change in kind-of-business definition.

TABLE 2. The State: 1963

| SIC code | Kind of business | Establishments | | Sales | | Payroll, entire year (\$1,000) | Payroll, workweek ended nearest Nov. 15 (dollars) | Paid employees, workweek ended nearest Nov. 15 (number) | Active proprietors of unincorporated businesses (number) |
|-----------|--|-------------------|--------------------------|--|--|-----------------------------------|--|--|---|
| | | Total (number) | With payroll (number) | Total, all establishments (\$1,000) | Establishments with payroll (\$1,000) | | | | |
| | RETAIL TRADE, TOTAL | 9 044 | 6 512 | 1 166 296 | 1 120 296 | 129 487 | 2 670 092 | 40 732 | 8 340 |
| | LUMBER, BUILDING MATERIALS, HARWARE, FARM EQUIPMENT DEALERS | | | | | | | | |
| 52 | TOTAL | 455 | 389 | 78 619 | 76 523 | 9 776 | 196 178 | 2 354 | 351 |
| 521 | LUMBER YARDS | 121 | 107 | 28 866 | 28 572 | 3 680 | 73 979 | 934 | 78 |
| | BUILDING MATERIALS DEALERS | 64 | 54 | 11 439 | 11 035 | 1 296 | 25 265 | 316 | 54 |
| 522 | HEATING, PLUMBING EQUIPMENT DEALERS | 18 | 16 | 1 614 | 1 546 | 215 | 4 918 | 60 | 15 |
| 523 | PAINT, GLASS, WALLPAPER STORES | 50 | 44 | 4 945 | 4 869 | 781 | 16 025 | 175 | 27 |
| 524 | ELECTRICAL SUPPLY STORES | 7 | 7 | 1 042 | 1 042 | 217 | 4 545 | 51 | 6 |
| 5251 | HARWARE STORES | 110 | 86 | 10 954 | 10 256 | 1 326 | 26 897 | 376 | 102 |
| 5252 | FARM EQUIPMENT DEALERS | 85 | 75 | 19 759 | 19 203 | 2 261 | 44 549 | 442 | 69 |
| | GENERAL MERCHANDISE GROUP STORES* | | | | | | | | |
| 53 PART* | TOTAL | 473 | 407 | 115 475 | 113 795 | 15 237 | 311 378 | 5 504 | 349 |
| 531 | DEPARTMENT STORES | 16 | 16 | 47 985 | 47 985 | 7 212 | 152 883 | 2 176 | - |
| 533 | LIMITED PRICE VARIETY STORES | 134 | 126 | 22 001 | 21 861 | 3 375 | 65 509 | 1 636 | 63 |
| 539 | GENERAL MERCHANDISE STORES | 284 | 234 | 43 608 | 42 236 | 4 444 | 88 906 | 1 605 | 243 |
| | DRY GOODS STORES | 26 | 22 | 1 308 | 1 150 | 152 | 3 068 | 63 | 26 |
| | SEWING, NEEDLEWORK STORES | 13 | 9 | 573 | 563 | 54 | 1 012 | 24 | 17 |
| | FOOD STORES | | | | | | | | |
| 54 | TOTAL | 1 224 | 690 | 250 988 | 239 816 | 17 250 | 354 951 | 5 410 | 1 134 |
| 541 | GROCERY STORES, INCLUDING DELICATESSENS | 1 051 | 575 | 242 307 | 232 269 | 16 056 | 328 365 | 4 951 | 959 |
| 542 | MEAT MARKETS | 32 | 20 | 2 432 | 2 132 | 148 | 3 461 | 49 | 34 |
| | FISH (SEAFOOD) MARKETS | - | - | (0) | - | - | - | - | - |
| 543 | FRUIT STORES, VEGETABLE MARKETS | 23 | 9 | 893 | 699 | 57 | 1 112 | 20 | 24 |
| 544 | CANDY, NUT, CONFECTIONERY STORES | 23 | 15 | 779 | 727 | 90 | 2 245 | 52 | 26 |
| 545 | DAIRY PRODUCTS STORES | 17 | 11 | 1 119 | 1 045 | 165 | 3 128 | 38 | 15 |
| 546 | RETAIL BAKERIES | 57 | 53 | 2 651 | 2 535 | 696 | 15 900 | 286 | 55 |
| 5462 | RETAIL BAKERIES, MANUFACTURING | 54 | 50 | (0) | (0) | (0) | (0) | (0) | (0) |
| 5463 | RETAIL BAKERIES, NONMANUFACTURING | 3 | 3 | (0) | (0) | (0) | (0) | (0) | (0) |
| 549 | EGG AND POULTRY DEALERS | 6 | - | 116 | - | - | - | - | 6 |
| | OTHER | 15 | 7 | 651 | 409 | 38 | 740 | 14 | 15 |
| | AUTOMOTIVE DEALERS | | | | | | | | |
| 55 EX.554 | TOTAL | 620 | 488 | 253 700 | 250 240 | 24 576 | 502 159 | 4 933 | 498 |
| 551 | PASSENGER CAR DEALERS, FRANCHISEO | 182 | 182 | 188 648 | 188 648 | 18 355 | 365 081 | 3 342 | 121 |
| | DOMESTIC CAR DEALERS | 150 | 150 | 171 903 | 171 903 | 16 455 | 328 965 | 2 987 | 99 |
| | IMPORTED CAR DEALERS | 18 | 18 | 5 599 | 5 599 | 673 | 14 822 | 138 | 12 |
| | DOMESTIC AND IMPORTED CAR DEALERS | 14 | 14 | 11 146 | 11 146 | 1 227 | 21 294 | 217 | 10 |
| 552 | PASSENGER CAR DEALERS, NONFRANCHISEO | 154 | 92 | 22 092 | 20 512 | 1 375 | 33 923 | 414 | 148 |
| 553 | TIRE, BATTERY, ACCESSORY DEALERS | 156 | 126 | 20 745 | 19 959 | 3 016 | 66 416 | 724 | 123 |
| | HOME AND AUTO SUPPLY STORES | 39 | 39 | 7 995 | 7 995 | 1 025 | 21 140 | 271 | 32 |
| 559 | MISCELLANEOUS AIRCRAFT, MARINE, AUTOMOTIVE DEALERS | 89 | 49 | 14 220 | 13 126 | 805 | 15 599 | 182 | 74 |
| | AIRCRAFT, BOAT, MOTORCYCLE DEALERS | 33 | 13 | 6 228 | (0) | (0) | (0) | (0) | (0) |
| | HOUSEHOLD TRAILER DEALERS | 52 | 34 | 7 406 | 6 776 | 451 | 9 557 | 109 | 36 |
| | OTHER AUTOMOTIVE DEALERS | 4 | 2 | 586 | (0) | (0) | (0) | (0) | (0) |
| | GASOLINE SERVICE STATIONS | | | | | | | | |
| 55PT(554) | TOTAL | 1 683 | 1 233 | 115 073 | 104 653 | 10 239 | 224 155 | 3 712 | 1 666 |
| | APPAREL, ACCESSORY STORES | | | | | | | | |
| 56 | TOTAL | 515 | 451 | 62 201 | 61 187 | 7 587 | 151 742 | 2 491 | 437 |
| 561,567 | MEN'S, BOYS' APPAREL STORES, CUSTOM TAILORS | 71 | 63 | 11 144 | 10 860 | 1 438 | 32 835 | 365 | 68 |
| 561 | MEN'S, BOYS' CLOTHING AND FURNISHINGS STORES | 66 | 60 | 10 912 | 10 638 | 1 369 | 31 287 | 339 | 63 |
| 567 | CUSTOM TAILORS | 5 | 3 | 232 | 222 | 69 | 1 548 | 26 | 5 |
| 562-3,568 | WOMEN'S CLOTHING, SPECIALTY STORES | 201 | 179 | 20 028 | 19 856 | 2 540 | 48 828 | 913 | 176 |
| 562 | WOMEN'S READY-TO-WEAR STORES | 160 | 152 | 17 138 | 17 068 | 2 137 | 40 728 | 781 | 140 |
| 563,568 | WOMEN'S ACCESSORY, SPECIALTY STORES, FURRIERS | 41 | 27 | 2 890 | 2 788 | 403 | 8 100 | 132 | 36 |
| 563 | MILLINERY STORES | 11 | 3 | 119 | (0) | (0) | (0) | (0) | (0) |
| | CORSET, LINGERIE STORES | 6 | 2 | 186 | (0) | (0) | (0) | (0) | (0) |
| | HOSIERY STORES | - | - | - | - | - | - | - | - |
| | APPAREL, ACCESSORY, OTHER SPECIALTY STORES | 20 | 18 | 2 212 | 2 190 | 302 | 5 479 | 104 | 18 |
| 568 | FURRIERS, FUR SHOPS | 4 | 4 | 373 | 373 | 63 | 1 376 | 14 | 2 |
| 565 | FAMILY CLOTHING STORES | 101 | 83 | 18 899 | 18 571 | 2 225 | 43 184 | 788 | 82 |
| 566 | SHOE STORES | 101 | 93 | 10 122 | 10 006 | 1 171 | 22 754 | 359 | 66 |
| | MEN'S SHOE STORES | 1 | 1 | (0) | (0) | (0) | (0) | (0) | (0) |
| | WOMEN'S SHOE STORES | 12 | 12 | 1 397 | 1 397 | 139 | 2 938 | 45 | 8 |
| | CHILDREN'S, JUVENILES' SHOE STORES | 1 | 1 | (0) | (0) | (0) | (0) | (0) | (0) |
| | FAMILY SHOE STORES | 87 | 79 | 8 595 | 8 479 | 1 019 | 19 586 | 310 | 57 |
| 564 | CHILDREN'S, INFANTS' WEAR STORES | 28 | 24 | 1 278 | 1 208 | 125 | 2 686 | 46 | 31 |
| 569 | MISCELLANEOUS APPAREL, ACCESSORY STORES | 13 | 9 | 730 | 686 | 88 | 1 455 | 20 | 14 |

Standard Notes: - Represents zero. (D) Withheld to avoid disclosure. (NA) Not available. (X) Not applicable.
 *Nonstore retailers, part of SIC major group 53, are shown separately in this table.

TABLE 2. The State: 1963-Continued

| SIC code | Kind of business | Establishments | | Sales | | Payroll, entire year (\$1,000) | Payroll, workweek ended nearest Nov. 15 (dollars) | Paid employees, workweek ended nearest Nov. 15 (number) | Active proprietors of unincorporated businesses (number) |
|---|---|----------------|-----------------------|-------------------------------------|---------------------------------------|--------------------------------|---|---|--|
| | | Total (number) | With payroll (number) | Total, all establishments (\$1,000) | Establishments with payroll (\$1,000) | | | | |
| FURNITURE, HOME FURNISHINGS, EQUIPMENT STORES | | | | | | | | | |
| 57 | TOTAL | 455 | 323 | 48 943 | 47 243 | 7 488 | 159 729 | 1 774 | 399 |
| 571 | FURNITURE, HOME FURNISHINGS STORES | 266 | 172 | 29 953 | 28 911 | 4 553 | 97 937 | 997 | 247 |
| 5712 | FURNITURE STORES | 201 | 127 | 24 000 | 23 252 | 3 579 | 75 649 | 756 | 189 |
| 5713 | FLOOR COVERING STORES | 27 | 21 | 4 931 | 4 715 | 767 | 17 174 | 155 | 24 |
| 5714 | DRAPERY, CURTAIN, UPHOLSTERY STORES | 21 | 15 | 514 | 482 | 113 | 2 705 | 48 | 21 |
| 5715 | CHINA, GLASSWARE, METALWARE STORES | 7 | 5 | 161 | 153 | 28 | 887 | 15 | 5 |
| 5719 | MISCELLANEOUS HOME FURNISHINGS STORES | 10 | 4 | 347 | 309 | 66 | 1 522 | 23 | 8 |
| 572 | HOUSEHOLD APPLIANCE STORES | 107 | 87 | 12 216 | 11 726 | 1 995 | 42 732 | 536 | 81 |
| 5732 | RADIO, TELEVISION STORES | 36 | 28 | 3 130 | 3 044 | 408 | 8 316 | 111 | 32 |
| 5733 | MUSIC STORES | 46 | 36 | 3 644 | 3 562 | 532 | 10 744 | 130 | 39 |
| | RECORD SHOPS | 12 | 10 | 545 | 521 | 82 | 1 623 | 25 | 12 |
| | MUSICAL INSTRUMENT STORES | 34 | 26 | 3 099 | 3 041 | 450 | 9 121 | 105 | 27 |
| EATING, DRINKING PLACES | | | | | | | | | |
| 58 | TOTAL | 1 668 | 1 298 | 86 898 | 81 994 | 18 985 | 392 742 | 8 836 | 1 729 |
| 5812 | EATING PLACES | 1 244 | 1 044 | 67 007 | 64 865 | 16 449 | 338 106 | 7 769 | 1 275 |
| | RESTAURANTS, LUNCHROOMS | 923 | 761 | 50 842 | 49 058 | 12 924 | 261 728 | 5 923 | 938 |
| | CAFETERIAS | 25 | 25 | 3 953 | 3 953 | 1 122 | 25 302 | 476 | 18 |
| | REFRESHMENT PLACES | 282 | 244 | 11 324 | 10 966 | 2 151 | 45 809 | 1 264 | 306 |
| 5813 | CATERERS | 14 | 14 | 888 | 888 | 252 | 5 267 | 106 | 13 |
| | DRINKING PLACES (ALCOHOLIC BEVERAGES) | 424 | 254 | 19 891 | 17 129 | 2 536 | 54 636 | 1 067 | 454 |
| DRUG STORES, PROPRIETARY STORES | | | | | | | | | |
| 59PT(591) | TOTAL | 286 | 264 | 44 160 | 43 734 | 5 871 | 122 599 | 1 953 | 251 |
| 591 | DRUG STORES | 269 | 251 | 43 602 | 43 248 | 5 808 | 120 222 | 1 916 | 235 |
| | PROPRIETARY STORES | 17 | 13 | 558 | 486 | 63 | 2 377 | 37 | 16 |
| OTHER RETAIL STORES | | | | | | | | | |
| 59 EX.591 | TOTAL | 1 352 | 896 | 94 044 | 86 784 | 10 485 | 213 442 | 3 153 | 1 260 |
| 592 | LIQUOR STORES | 313 | 223 | 28 959 | 26 855 | 2 410 | 46 934 | 791 | 335 |
| 593 | ANTIQUARIAN STORES, SECONDHAND STORES | 173 | 87 | 4 048 | 3 228 | 545 | 10 878 | 219 | 168 |
| 5932 | ANTIQUARIAN STORES | 15 | 7 | 165 | 107 | 9 | 216 | 8 | 16 |
| 5933 | SECONDHAND STORES | 158 | 80 | 3 883 | 3 121 | 536 | 10 662 | 211 | 152 |
| 594 | BOOK, STATIONERY STORES | 40 | 28 | 2 232 | 2 146 | 327 | 8 272 | 104 | 37 |
| 5942 | BOOK STORES | 20 | 14 | 602 | 584 | 65 | 1 645 | 29 | 19 |
| 5943 | STATIONERY STORES | 20 | 14 | 1 630 | 1 562 | 262 | 6 627 | 75 | 18 |
| 595 | SPORTING GOODS STORES, BICYCLE SHOPS | 63 | 27 | 5 349 | 4 695 | 668 | 12 929 | 150 | 63 |
| 5952 | SPORTING GOODS STORES | 61 | 27 | 5 301 | 4 695 | 668 | 12 929 | 150 | 61 |
| 5953 | BICYCLE SHOPS | 2 | - | 48 | - | - | - | - | 2 |
| 5962 | HAY, GRAIN, FEED STORES | 75 | 59 | 11 384 | 11 106 | 789 | 16 151 | 222 | 63 |
| 5969 | OTHER FARM SUPPLY STORES | 37 | 27 | 5 669 | 5 597 | 635 | 12 203 | 132 | 25 |
| 597 | GARDEN SUPPLY STORES | 8 | 6 | 915 | 909 | 131 | 2 482 | 38 | 8 |
| 597 | JEWELRY STORES | 108 | 76 | 7 437 | 6 773 | 941 | 18 448 | 316 | 93 |
| 598 | FUEL, ICE DEALERS | 116 | 92 | 10 978 | 10 528 | 1 874 | 38 100 | 450 | 56 |
| 5982 | CHEMICAL AND WOOD DEALERS | 11 | 3 | 314 | (0) | (0) | (0) | (0) | (0) |
| | ICE DEALERS | 13 | 5 | 243 | (0) | (0) | (0) | (0) | (0) |
| 5983 | FUEL OIL DEALERS | 9 | 5 | 1 008 | 896 | 83 | 1 974 | 18 | 10 |
| 5984 | BOTTLE GAS DEALERS | 83 | 79 | 9 413 | 9 213 | 1 718 | 34 571 | 406 | 23 |
| 5992 | FLORISTS | 64 | 58 | 2 707 | 2 655 | 517 | 9 900 | 160 | 70 |
| 5993 | CIGAR STORES, STANDS | 15 | 5 | 366 | 106 | 12 | 273 | 6 | 16 |
| 5994 | NEWS DEALERS, NEWSSTANDS | 19 | 13 | 841 | 725 | 72 | 1 741 | 31 | 18 |
| 5996 | CAMERA, PHOTOGRAPHIC SUPPLY STORES | 21 | 15 | 1 692 | 1 472 | 188 | 3 739 | 45 | 13 |
| 5997 | GIFT, NOVELTY, SOUVENIR SHOPS | 109 | 73 | 4 995 | 4 615 | 645 | 13 336 | 243 | 111 |
| 5998 | OPTICAL GOODS STORES | 49 | 45 | 2 011 | 1 939 | 211 | 4 581 | 66 | 55 |
| 5999 | TYPEWRITER STORES | 5 | 5 | 439 | 439 | 88 | 2 512 | 21 | 2 |
| | LUGGAGE, LEATHER GOODS STORES | 14 | 6 | 629 | 495 | 74 | 2 193 | 21 | 11 |
| | Hobby, Toy, Game Shops | 17 | 15 | 1 115 | 1 085 | 121 | 2 599 | 49 | 13 |
| | RELIGIOUS GOODS STORES | 6 | 2 | 139 | (0) | (0) | (0) | (0) | (0) |
| | PET SHOPS | 5 | 3 | 33 | (0) | (0) | (0) | (0) | (0) |
| | OTHER | 95 | 31 | 2 106 | 1 282 | 206 | 5 459 | 79 | 93 |
| NONSTORE RETAILERS* | | | | | | | | | |
| 53 PART* | TOTAL | 313 | 73 | 16 195 | 14 327 | 1 993 | 41 017 | 612 | 266 |
| 532 | MAIL-ORDER HOUSES | 29 | 25 | 7 867 | (0) | (0) | (0) | (0) | (0) |
| 534 | MERCHANDISE VENDING MACHINE OPERATORS | 44 | 12 | 3 339 | (0) | (0) | (0) | (0) | (0) |
| 535 | DIRECT SELLING (HOUSE-TO-HOUSE) ORGANIZATIONS | 240 | 36 | 4 989 | 3 521 | 875 | 16 421 | 253 | 216 |

Standard Notes: - Represents zero. (D) Withheld to avoid disclosure. (NA) Not available. (X) Not applicable.
 *Nonstore retailers, part of SIC major group 53, are shown separately in this table.

TABLE 3. Counties; Cities of 2,500

| Line number | County and city | Total | | | | | | | Kind-of-business group | | | | |
|-------------|-------------------------------|----------------|--------------|---------------------------|-----------------------------|----------------------|---|--|---|---|-----------|-----------------------------------|---------|
| | | Establishments | | Sales | | Payroll, entire year | Payroll, workweek ended nearest Nov. 15 | Paid employees, workweek ended nearest Nov. 15 | Active proprietors of unincorporated businesses | Lumber, building mats., hardware, farm equip. dealers | | General merchandise group stores* | |
| | | Total | With payroll | Total, all establishments | Establishments with payroll | | | | | Establishments | Sales | Establishments | Sales |
| (number) | (number) | (\$1,000) | (\$1,000) | (\$1,000) | (dollars) | (number) | (number) | (number) | (\$1,000) | (number) | (\$1,000) | | |
| 1 | NEW MEXICO, TOTAL | 9 044 | 6 512 | 1 166 296 | 1 120 296 | 129 487 | 2 670 092 | 40 732 | 8 340 | 455 | 78 619 | 473 | 115 475 |
| 2 | BERNALILLO COUNTY | 2 145 | 1 629 | 387 408 | 379 040 | 46 709 | 992 331 | 14 581 | 1 851 | 94 | 19 096 | 64 | 45 066 |
| 3 | ALBUQUERQUE | 1 846 | 1 426 | 362 999 | 356 053 | 43 981 | 932 620 | 13 597 | 1 552 | 71 | 17 173 | 53 | 44 061 |
| 4 | REMAINDER OF COUNTY | 299 | 203 | 24 409 | 22 987 | 2 728 | 59 711 | 984 | 299 | 23 | 1 923 | 11 | 1 005 |
| 5 | CATRON COUNTY | 44 | 16 | 1 246 | 634 | 80 | 2 280 | 35 | 43 | - | - | 6 | (0) |
| 6 | CHAVES COUNTY | 524 | 422 | 77 472 | 75 698 | 9 233 | 183 440 | 2 639 | 458 | 30 | 6 398 | 32 | 9 642 |
| 7 | ROSWELL | 432 | 360 | 72 427 | 71 095 | 8 760 | 172 701 | 2 466 | 368 | 23 | 5 891 | 23 | 9 424 |
| 8 | REMAINDER OF COUNTY | 92 | 62 | 5 045 | 4 603 | 473 | 10 739 | 173 | 90 | 7 | 507 | 9 | 218 |
| 9 | COLFAX COUNTY | 168 | 134 | 15 340 | 14 768 | 1 575 | 33 353 | 537 | 166 | 10 | 1 444 | 10 | 1 145 |
| 10 | RATON | 104 | 84 | 10 775 | 10 333 | 1 171 | 25 540 | 379 | 99 | 6 | 1 253 | 4 | (0) |
| 11 | REMAINDER OF COUNTY | 64 | 50 | 4 565 | 4 435 | 404 | 7 813 | 158 | 67 | 4 | 191 | 6 | (0) |
| 12 | CURRY COUNTY | 384 | 286 | 54 972 | 53 418 | 5 882 | 123 468 | 1 822 | 374 | 28 | 5 630 | 24 | 6 793 |
| 13 | CLOVIS | 331 | 257 | 51 859 | 50 647 | 5 617 | 117 585 | 1 726 | 326 | 25 | 5 060 | 16 | 6 700 |
| 14 | REMAINDER OF COUNTY | 53 | 29 | 3 113 | 2 771 | 265 | 5 883 | 96 | 48 | 3 | 570 | 8 | 93 |
| 15 | OE BACA COUNTY | 38 | 32 | 2 746 | 2 660 | 261 | 5 936 | 111 | 43 | 4 | 309 | 1 | (0) |
| 16 | DONA ANA COUNTY | 472 | 352 | 60 768 | 58 502 | 6 778 | 133 282 | 2 161 | 416 | 28 | 5 308 | 21 | 3 542 |
| 17 | LAS CRUCES | 333 | 259 | 49 922 | 48 292 | 5 403 | 107 359 | 1 695 | 289 | 18 | 3 758 | 14 | 3 185 |
| 18 | REMAINDER OF COUNTY | 139 | 93 | 10 846 | 10 210 | 1 375 | 25 923 | 466 | 127 | 10 | 1 550 | 7 | 357 |
| 19 | EODY COUNTY | 500 | 390 | 64 629 | 62 829 | 6 876 | 140 132 | 2 072 | 452 | 38 | 6 403 | 22 | 5 840 |
| 20 | ARTESIA | 159 | 125 | 20 481 | 19 989 | 2 000 | 42 160 | 599 | 142 | 17 | 3 137 | 6 | 1 087 |
| 21 | CARLSBAO | 271 | 219 | 38 631 | 38 057 | 4 237 | 86 167 | 1 268 | 250 | 12 | 2 353 | 13 | 4 547 |
| 22 | REMAINDER OF COUNTY | 70 | 46 | 5 517 | 4 783 | 639 | 11 805 | 205 | 60 | 9 | 913 | 3 | 206 |
| 23 | GRANT COUNTY | 200 | 132 | 19 369 | 18 189 | 1 824 | 34 589 | 573 | 185 | 6 | 835 | 14 | 2 135 |
| 24 | SILVER CITY | 110 | 84 | 13 780 | 13 540 | 1 375 | 25 059 | 411 | 98 | 5 | (D) | 7 | 1 473 |
| 25 | REMAINDER OF COUNTY | 90 | 48 | 5 589 | 4 649 | 449 | 9 530 | 162 | 87 | 1 | (0) | 7 | 662 |
| 26 | GUADALUPE COUNTY | 107 | 81 | 9 433 | 8 823 | 1 090 | 21 132 | 415 | 102 | 3 | 525 | 8 | 520 |
| 27 | HAROING COUNTY | 32 | 16 | 1 310 | 1 194 | 96 | 1 816 | 48 | 31 | 2 | (0) | 3 | 282 |
| 28 | HIDALGO COUNTY | 79 | 65 | 7 620 | 7 178 | 817 | 16 478 | 273 | 73 | 9 | 1 195 | 3 | 123 |
| 29 | LOROSBURG | 71 | 61 | 6 737 | (0) | (D) | (D) | (D) | (D) | 7 | (D) | 3 | 123 |
| 30 | REMAINDER OF COUNTY | 8 | 4 | 883 | (D) | (0) | (D) | (D) | (D) | 2 | (0) | - | - |
| 31 | LEA COUNTY | 600 | 442 | 74 676 | 71 436 | 7 620 | 160 680 | 2 454 | 560 | 35 | 6 307 | 24 | 4 215 |
| 32 | EUNICE | 40 | 26 | 3 023 | 2 749 | 257 | 5 777 | 108 | 40 | 3 | 167 | 4 | 288 |
| 33 | HOBBS | 294 | 226 | 44 402 | 43 466 | 4 746 | 96 854 | 1 491 | 270 | 16 | 3 473 | 14 | 3 187 |
| 34 | JAL | 31 | 25 | 2 974 | 2 698 | 283 | 6 409 | 105 | 30 | 1 | (0) | 1 | (0) |
| 35 | LOVINGTON | 155 | 117 | 19 014 | 17 904 | 1 800 | 40 991 | 558 | 139 | 13 | 2 415 | 5 | (D) |
| 36 | REMAINDER OF COUNTY | 80 | 48 | 5 263 | 4 619 | 534 | 10 649 | 192 | 81 | 2 | (0) | - | - |
| 37 | LINCOLN COUNTY | 188 | 120 | 10 732 | 9 570 | 1 102 | 20 166 | 348 | 195 | 12 | 1 562 | 11 | 598 |
| 38 | LOS ALAMOS COUNTY | 63 | 49 | 11 782 | 11 496 | 1 414 | 25 267 | 374 | 43 | 1 | (0) | 1 | (0) |
| 39 | LUNA COUNTY | 135 | 107 | 16 173 | 15 403 | 1 802 | 37 658 | 572 | 125 | 5 | 1 026 | 6 | 1 801 |
| 40 | DEMING | 121 | 95 | 15 102 | 14 340 | 1 662 | 34 858 | 529 | 109 | 5 | 1 026 | 5 | (0) |
| 41 | REMAINDER OF COUNTY | 14 | 12 | 1 071 | 1 063 | 140 | 2 800 | 43 | 16 | - | - | 1 | (0) |
| 42 | MCKINLEY COUNTY | 328 | 262 | 47 133 | 45 467 | 5 453 | 105 788 | 1 503 | 308 | 9 | (D) | 37 | 6 693 |
| 43 | GALLUP | 259 | 211 | 40 460 | 39 346 | 4 857 | 90 928 | 1 298 | 242 | 7 | 1 580 | 14 | 3 347 |
| 44 | REMAINDER OF COUNTY | 69 | 51 | 6 673 | 6 121 | 596 | 14 860 | 205 | 66 | 2 | (0) | 23 | 3 346 |
| 45 | MORA COUNTY | 51 | 17 | 1 271 | 833 | 51 | 1 148 | 29 | 52 | 2 | (0) | 4 | 229 |
| 46 | OTERO COUNTY | 259 | 191 | 31 444 | 30 288 | 3 170 | 63 571 | 1 057 | 233 | 10 | 1 748 | 15 | 2 227 |
| 47 | ALAMOGORO | 180 | 146 | 27 017 | 26 519 | 2 738 | 55 492 | 900 | 151 | 8 | (D) | 7 | 1 623 |
| 48 | TULAROSA | 27 | 21 | 2 213 | 1 965 | 228 | 4 366 | 77 | 28 | 1 | (0) | - | - |
| 49 | REMAINDER OF COUNTY | 52 | 24 | 2 214 | 1 804 | 204 | 3 713 | 80 | 54 | 1 | (0) | 8 | 604 |
| 50 | QUAY COUNTY | 233 | 183 | 21 849 | 20 933 | 2 441 | 49 383 | 915 | 231 | 16 | 1 706 | 12 | 1 293 |
| 51 | TUCUMCARI | 171 | 147 | 18 259 | 17 861 | 2 136 | 43 266 | 808 | 165 | 10 | 1 569 | 7 | 1 137 |
| 52 | REMAINDER OF COUNTY | 62 | 36 | 3 590 | 3 072 | 305 | 6 117 | 107 | 66 | 6 | 137 | 5 | 156 |
| 53 | RIO ARRIBA COUNTY | 183 | 97 | 17 258 | 16 088 | 1 749 | 41 573 | 626 | 166 | 3 | (0) | 20 | 2 054 |
| 54 | ROOSEVELT COUNTY | 174 | 126 | 17 424 | 16 488 | 1 826 | 36 973 | 610 | 171 | 22 | 2 134 | 6 | 884 |
| 55 | PORTALES | 141 | 107 | 16 040 | 15 456 | 1 715 | 34 882 | 569 | 137 | 14 | 1 810 | 5 | (D) |
| 56 | REMAINDER OF COUNTY | 33 | 19 | 1 384 | 1 032 | 111 | 2 091 | 41 | 34 | 8 | 324 | 1 | (0) |
| 57 | SANOVAL COUNTY | 93 | 35 | 3 781 | 2 403 | 260 | 5 476 | 96 | 94 | 2 | (0) | 12 | 1 323 |
| 58 | BERNALILLO | 18 | 8 | 841 | 701 | 93 | 2 037 | 32 | 19 | 2 | (0) | 1 | (0) |
| 59 | REMAINDER OF COUNTY | 75 | 27 | 2 940 | 1 702 | 167 | 3 439 | 64 | 75 | - | - | 11 | (D) |
| 60 | SAN JUAN COUNTY | 433 | 301 | 55 675 | 52 581 | 5 772 | 112 539 | 1 617 | 395 | 26 | 2 930 | 41 | 4 942 |
| 61 | AZTEC | 57 | 33 | 5 739 | 5 101 | 470 | 9 683 | 161 | 50 | 3 | 400 | 3 | 365 |
| 62 | FARMINGTON | 260 | 206 | 42 887 | 41 529 | 4 687 | 90 262 | 1 254 | 218 | 17 | 2 161 | 11 | 2 128 |
| 63 | REMAINDER OF COUNTY | 116 | 62 | 7 049 | 5 951 | 615 | 12 594 | 202 | 127 | 6 | 369 | 27 | 2 449 |
| 64 | SAN MIGUEL COUNTY | 219 | 131 | 17 272 | 16 002 | 1 644 | 33 847 | 638 | 206 | 7 | 1 399 | 7 | 2 017 |
| 65 | LAS VEGAS CITY | 147 | 95 | 12 446 | 11 650 | 1 211 | 25 190 | 461 | 133 | 4 | 919 | 3 | (D) |
| 66 | LAS VEGAS TOWN | 26 | 26 | 3 794 | 3 794 | 354 | 7 115 | 145 | 26 | 3 | 480 | 1 | (0) |
| 67 | REMAINDER OF COUNTY | 46 | 10 | 1 032 | 558 | 79 | 1 542 | 32 | 47 | - | - | 3 | (0) |

Standard Notes: - Represents zero. (D) Withheld to avoid disclosure. (NA) Not available. (X) Not applicable.
 *Nonstore retailers, part of SIC major group 53, are shown separately in this table.

Inhabitants or More: 1963

| Kind-of-business group - continued | | | | | | | | | | | | | | | | | | | | | | | | | | | | | | | | | |
|------------------------------------|-----------------|------------------------|-----------------|---------------------------|-----------------|---------------------------|-----------------|---|-----------------|---------------------------|-----------------|---------------------------------|-----------------|---------------------------|-----------------|---------------------------|-----------------|-------------|-----|-----|-----|-----|-----|-----|-----|-----|-----|-----|-----|-----|----|-----|----|
| Food stores | | Automotive dealers | | Gasoline service stations | | Apparel, accessory stores | | Furniture, home furnishings, equipment stores | | Eating, drinking places | | Drug stores, proprietary stores | | Other retail stores | | Nonstore retailers * | | Line number | | | | | | | | | | | | | | | |
| Estab-lish-ments (number) | Sales (\$1,000) | Estab-lish-ments (No.) | Sales (\$1,000) | Estab-lish-ments (number) | Sales (\$1,000) | Estab-lish-ments (number) | Sales (\$1,000) | Estab-lish-ments (number) | Sales (\$1,000) | Estab-lish-ments (number) | Sales (\$1,000) | Estab-lish-ments (No.) | Sales (\$1,000) | Estab-lish-ments (number) | Sales (\$1,000) | Estab-lish-ments (number) | Sales (\$1,000) | | | | | | | | | | | | | | | | |
| 1 | 224 | 250 | 988 | 620 | 253 | 700 | 1 | 683 | 115 | 073 | 515 | 62 | 201 | 455 | 48 | 943 | 1 | 668 | 86 | 898 | 286 | 44 | 160 | 1 | 352 | 94 | 044 | 313 | 16 | 195 | 1 | | |
| | 244 | 74 | 246 | 162 | 93 | 176 | 397 | 28 | 719 | 143 | 25 | 647 | 132 | 21 | 522 | 390 | 30 | 460 | 75 | 17 | 984 | 337 | 26 | 982 | 107 | 4 | 510 | 107 | 4 | 510 | 2 | | |
| | 193 | 67 | 501 | 155 | 91 | 531 | 333 | 24 | 756 | 138 | 24 | 703 | 126 | 21 | 394 | 331 | 27 | 195 | 69 | 17 | 295 | 280 | 23 | 158 | 97 | 4 | 232 | 97 | 4 | 232 | 3 | | |
| | 51 | 6 | 745 | 7 | 1 | 645 | 64 | 3 | 963 | 5 | 944 | 6 | 128 | 59 | 3 | 265 | 6 | 689 | 6 | 17 | 689 | 57 | 3 | 824 | 10 | 3 | 824 | 10 | 3 | 824 | 4 | | |
| | 11 | 262 | - | - | 16 | 620 | - | - | 620 | - | - | - | 8 | 95 | 2 | (D) | 1 | (D) | 2 | (D) | 1 | (D) | 1 | (D) | - | - | - | - | - | - | 5 | | |
| | 59 | 15 | 864 | 51 | 20 | 658 | 94 | 5 | 507 | 33 | 3 | 242 | 31 | 2 | 849 | 78 | 4 | 536 | 17 | 2 | 493 | 82 | 5 | 870 | 17 | 4 | 13 | 17 | 4 | 13 | 6 | | |
| | 45 | 14 | 585 | 50 | (D) | (D) | 77 | 4 | 485 | 30 | (D) | (D) | 28 | 2 | 489 | 63 | 4 | 047 | 16 | (D) | 65 | 4 | 908 | 12 | 3 | 90 | 12 | 3 | 90 | 7 | | | |
| | 14 | 1 | 279 | 1 | (D) | (D) | 17 | 1 | 022 | 3 | (D) | (D) | 3 | 360 | 15 | 489 | 1 | 1 | (D) | 1 | (D) | 17 | 962 | 5 | 2 | 3 | 5 | 2 | 3 | 8 | | | |
| | 17 | 3 | 412 | 9 | 2 | 812 | 32 | 2 | 127 | 8 | 663 | 6 | 440 | 46 | 1 | 163 | 5 | 594 | 22 | 1 | 341 | 3 | 1 | 341 | 3 | 1 | 199 | 3 | 1 | 199 | 9 | | |
| | 7 | 2 | 533 | 6 | 2 | 212 | 21 | 1 | 193 | 7 | (D) | (D) | 6 | 440 | 28 | 790 | 4 | (D) | 12 | 559 | 3 | 1 | 559 | 3 | 1 | 199 | 3 | 1 | 199 | 10 | | | |
| | 10 | 879 | 3 | 600 | 11 | 934 | 11 | 934 | 11 | 934 | 11 | 934 | 11 | 934 | 11 | 934 | 11 | 934 | 11 | 934 | 11 | 934 | 11 | 934 | 11 | 934 | 11 | 934 | 11 | 934 | 11 | 934 | 11 |
| | 44 | 8 | 433 | 36 | 15 | 042 | 49 | 3 | 094 | 32 | 2 | 711 | 33 | 2 | 980 | 50 | 3 | 338 | 14 | 1 | 905 | 60 | 4 | 781 | 14 | 265 | 14 | 265 | 14 | 265 | 12 | | |
| | 37 | 8 | 256 | 30 | 14 | 614 | 44 | 2 | 345 | 31 | (D) | (D) | 32 | (D) | (D) | 42 | 3 | 089 | 11 | 1 | 873 | 51 | 4 | 211 | 12 | (D) | 12 | (D) | 12 | (D) | 13 | | |
| | 7 | 177 | 6 | 428 | 5 | 749 | 5 | 749 | 5 | 749 | 1 | (D) | 1 | (D) | 1 | 249 | 8 | 3 | 32 | 3 | 32 | 9 | 570 | 2 | (D) | 2 | (D) | 2 | (D) | 14 | | | |
| | 5 | 568 | 4 | 933 | 5 | 354 | 1 | (D) | (D) | (D) | (D) | (D) | (D) | 9 | 231 | 2 | (D) | (D) | 2 | (D) | 2 | (D) | 6 | 105 | - | - | - | - | - | - | 15 | | |
| | 63 | 11 | 751 | 31 | 10 | 680 | 103 | 8 | 300 | 23 | 3 | 438 | 27 | 2 | 191 | 86 | 4 | 362 | 13 | 1 | 924 | 62 | 7 | 881 | 15 | 1 | 391 | 15 | 1 | 391 | 16 | | |
| | 41 | 10 | 465 | 25 | 10 | 250 | 75 | 6 | 028 | 20 | 3 | 318 | 21 | 2 | 123 | 56 | 2 | 984 | 11 | (D) | 41 | 4 | 694 | 11 | (D) | 11 | (D) | 11 | (D) | 17 | | | |
| | 22 | 1 | 286 | 6 | 430 | 28 | 2 | 272 | 3 | (D) | (D) | (D) | 6 | 68 | 30 | 1 | 378 | 2 | (D) | 21 | 3 | 187 | 4 | (D) | 4 | (D) | 4 | (D) | 18 | | | | |
| | 73 | 15 | 782 | 44 | 14 | 703 | 81 | 4 | 317 | 27 | 2 | 593 | 30 | 2 | 428 | 78 | 3 | 139 | 17 | 2 | 282 | 63 | 5 | 623 | 27 | 1 | 519 | 27 | 1 | 519 | 19 | | |
| | 21 | 5 | 203 | 11 | 4 | 439 | 23 | 1 | 217 | 10 | 912 | 8 | 616 | 20 | 765 | 6 | (D) | 28 | 1 | 824 | 9 | (D) | 1 | 824 | 9 | (D) | 9 | (D) | 20 | 20 | | | |
| | 36 | 9 | 532 | 26 | 9 | 026 | 41 | 2 | 230 | 17 | 1 | 681 | 22 | 1 | 812 | 49 | 2 | 005 | 10 | 1 | 447 | 29 | 2 | 947 | 16 | 1 | 051 | 16 | 1 | 051 | 21 | | |
| | 16 | 1 | 047 | 7 | 1 | 238 | 17 | 870 | - | - | - | - | - | 9 | 369 | 1 | (D) | 6 | 850 | 2 | (D) | 6 | 850 | 2 | (D) | 2 | (D) | 2 | (D) | 22 | | | |
| | 26 | 6 | 018 | 10 | 3 | 524 | 39 | 1 | 946 | 14 | 703 | 9 | 791 | 35 | 803 | 5 | 571 | 31 | 1 | 471 | 11 | 572 | 31 | 1 | 471 | 11 | 572 | 31 | 1 | 572 | 23 | | |
| | 12 | 4 | 300 | 8 | (D) | (D) | 18 | 796 | 9 | 556 | 7 | (D) | 7 | (D) | 11 | 375 | 3 | (D) | 21 | 1 | 115 | 9 | (D) | 9 | (D) | 9 | (D) | 9 | (D) | 24 | | | |
| | 14 | 1 | 718 | 2 | (D) | (D) | 21 | 1 | 150 | 5 | 147 | 2 | (D) | 24 | 428 | 2 | (D) | 10 | 356 | 2 | (D) | 10 | 356 | 2 | (D) | 2 | (D) | 2 | (D) | 25 | | | |
| | 9 | 933 | 7 | 1 | 421 | 36 | 2 | 700 | 2 | (D) | (D) | (D) | 2 | (D) | 29 | 2 | 171 | 3 | 203 | 8 | 570 | - | - | - | - | - | - | - | - | - | 26 | | |
| | 5 | 139 | 1 | (D) | 8 | 233 | - | - | - | - | - | - | - | 4 | 38 | 5 | 41 | 4 | 272 | - | - | - | 272 | - | - | - | - | - | - | - | 27 | | |
| | 13 | 1 | 319 | 5 | 1 | 032 | 17 | 1 | 996 | 3 | (D) | (D) | (D) | 19 | 695 | 1 | (D) | 9 | 781 | - | - | - | 781 | - | - | - | - | - | - | - | 28 | | |
| | 9 | 1 | 233 | 5 | 1 | 032 | 16 | (D) | 3 | (D) | (D) | (D) | 19 | 695 | 1 | (D) | 8 | (D) | 8 | (D) | - | - | (D) | - | - | - | - | - | - | - | 29 | | |
| | 4 | 86 | - | - | 1 | (D) | 1 | (D) | - | - | - | - | - | - | - | - | - | - | 1 | (D) | - | - | (D) | - | - | - | - | - | - | - | 30 | | |
| | 66 | 18 | 471 | 40 | 15 | 079 | 109 | 6 | 886 | 37 | 3 | 019 | 38 | 4 | 099 | 115 | 5 | 306 | 16 | 1 | 813 | 95 | 7 | 651 | 25 | 1 | 830 | 25 | 1 | 830 | 31 | | |
| | 7 | 1 | 412 | - | - | - | 5 | 486 | - | - | - | 1 | (D) | 9 | 217 | 2 | (D) | 8 | 254 | 1 | (D) | 1 | 254 | 1 | (D) | 1 | (D) | 1 | (D) | 32 | | | |
| | 25 | 9 | 966 | 21 | 11 | 292 | 51 | 3 | 094 | 25 | 2 | 062 | 22 | 3 | 309 | 53 | 3 | 214 | 8 | 991 | 42 | 2 | 601 | 17 | 1 | 213 | 17 | 1 | 213 | 33 | | | |
| | 6 | 1 | 503 | - | - | - | 6 | 523 | 1 | (D) | (D) | 1 | (D) | 9 | 373 | 1 | (D) | 5 | 132 | 5 | (D) | 5 | 132 | 5 | (D) | 5 | (D) | 5 | (D) | 34 | | | |
| | 8 | 3 | 908 | 15 | 3 | 438 | 31 | 1 | 703 | 10 | (D) | 12 | 641 | 21 | 923 | 4 | 482 | 29 | 3 | 433 | 7 | (D) | 3 | 433 | 7 | (D) | 7 | (D) | 35 | | | | |
| | 20 | 1 | 682 | 4 | 349 | 16 | 1 | 080 | 1 | (D) | (D) | 2 | (D) | 23 | 579 | 1 | (D) | 11 | 1 | 231 | - | - | 1 | 231 | - | - | - | - | - | - | 36 | | |
| | 25 | 2 | 261 | 5 | 971 | 29 | 1 | 504 | 12 | 299 | 1 | (D) | (D) | 43 | 1 | 580 | 8 | 367 | 37 | 1 | 359 | 5 | (D) | 37 | 1 | 359 | 5 | (D) | 37 | 37 | | | |
| | 14 | 5 | 981 | 6 | 458 | 5 | 1 | 381 | 5 | 1 | 015 | 2 | (D) | 6 | 276 | 2 | (D) | 13 | 964 | 8 | 449 | 8 | 449 | 8 | 449 | 8 | 449 | 8 | 449 | 38 | | | |
| | 20 | 2 | 600 | 7 | 2 | 625 | 24 | 2 | 783 | 7 | 671 | 8 | 322 | 34 | 1 | 467 | 4 | 1 | 457 | 19 | (D) | 1 | (D) | 1 | (D) | 1 | (D) | 1 | (D) | 39 | | | |
| | 19 | (D) | (D) | 6 | (D) | (D) | 20 | (D) | 7 | 671 | 8 | 322 | 29 | 5 | 394 | 4 | 1 | 457 | 17 | 1 | 192 | 1 | (D) | 1 | (D) | 1 | (D) | 1 | (D) | 40 | | | |
| | 1 | (D) | (D) | 1 | (D) | (D) | 4 | (D) | - | - | - | 8 | 322 | 5 | 73 | - | - | - | 2 | (D) | - | - | (D) | - | - | - | - | - | - | - | 41 | | |
| | 39 | 10 | 633 | 15 | 8 | 101 | 67 | 7 | 201 | 17 | 2 | 048 | 12 | 1 | 292 | 71 | 4 | 352 | 7 | 915 | 52 | 3 | 810 | 2 | (D) | 2 | (D) | 2 | (D) | 42 | | | |
| | 31 | 9 | 829 | 13 | (D) | (D) | 51 | 5 | 947 | 17 | 2 | 048 | 12 | 1 | 292 | 64 | 4 | 172 | 7 | 915 | 41 | 3 | 171 | 2 | (D) | 2 | (D) | 2 | (D) | 43 | | | |
| | 8 | 804 | 2 | (D) | 16 | 1 | 254 | - | - | - | - | - | - | 7 | 180 | - | - | - | 11 | 639 | - | - | - | - | - | - | - | - | - | - | 44 | | |
| | 14 | 413 | 4 | 89 | 11 | 349 | - | - | - | - | - | - | 1 | (D) | 9 | 56 | - | - | 6 | 52 | - | - | - | - | - | - | - | - | - | - | 45 | | |
| | 36 | 7 | 888 | 28 | 7 | 616 | 47 | 2 | 874 | 22 | 1 | 460 | 15 | 1 | 129 | 42 | 2 | 359 | 8 | 1 | 137 | 29 | 1 | 853 | 7 | 1 | 153 | 7 | 1 | 153 | 46 | | |
| | 20 | 6 | 949 | 27 | (D) | (D) | 31 | 2 | 077 | 20 | (D) | 13 | (D) | 22 | 1 | 442 | 6 | 1 | 015 | 19 | 1 | 329 | 7 | 1 | 153 | 7 | 1 | 153 | 47 | | | | |
| | 2 | (D) | (D) | 1 | (D) | (D) | 7 | 441 | 1 | (D) | 1 | (D) | - | 9 | 403 | 1 | (D) | 5 | 334 | - | - | 5 | 334 | - | - | - | - | - | - | 48 | | | |
| | 14 | (D) | (D) | - | 9 | 356 | 1 | 356 | 1 | (D) | 1 | (D) | 2 | (D) | 11 | 514 | 1 | (D) | 5 | 190 | - | - | 5 | 190 | - | - | - | - | - | - | 49 | | |
| | 26 | 3 | 565 | 12 | 3 | 653 | 54 | 4 | 391 | 12 | 821 | 10 | 621 | 53 | 2 | 861 | 7 | (D) | 29 | 1 | 973 | 2 | (D) | 2 | (D) | 2 | (D) | 2 | (D) | 50 | | | |
| | 16 | 3 | 134 | 11 | (D) | (D) | 38 | 3 | 044 | 12 | 821 | 10 | 621 | 40 | 2 | 439 | 6 | 669 | 19 | (D) | 2 | (D) | 2 | (D) | 2 | (D) | 2 | (D) | 2 | (D) | 51 | | |
| | 10 | 431 | 1 | (D) | 16 | 1 | 347 | - | - | - | - | - | - | 13 | 422 | 1 | (D) | 10 | (D) | 2 | (D) | 2 | (D) | 2 | (D) | 2 | (D) | 2 | (D) | 52 | | | |
| | 36 | 4 | 119 | 7 | 3 | 796 | 31 | 1 | 782 | 5 | 639 | 6 | 189 | 37 | 993 | 6 | 703 | 26 | 1 | 368 | 6 | (D) | 6 | (D) | 6 | (D) | 6 | (D) | 53 | | | | |
| | 31 | 3 | 640 | 13 | 4 | 282 | 29 | 1 | 663 | 10 | 795 | 12 | 968 | 18 | 895 | 5 | 822 | 20 | 1 | 156 | 8 | 185 | 8 | 185 | 8 | 185 | 8 | 185 | 54 | | | | |
| | 24 | 3 | 410 | 13 | 4 | 282 | 21 | 1 | 288 | 10 | 795 | 12 | 968 | 15 | 869 | 5 | 822 | 16 | (D) | 6 | (D) | 6 | (D) | 6 | (D) | 6 | (D) | 6 | (D) | 55 | | | |
| | 7 | 230 | - | - | 8 | 375 | - | - | - | - | - | - | - | 3 | 26 | - | - | 4 | (D) | 2 | (D) | 2 | (D) | 2 | (D) | 2 | (D) | 2 | (D) | 56 | | | |
| | 19 | 815 | 2 | (D) | 1 | | | | | | | | | | | | | | | | | | | | | | | | | | | | |

TABLE 3. Counties; Cities of 2,500

| Line number | County and city | Total | | | | | | | Kind-of-business group | | | | |
|-------------|---------------------------------|----------------|--------------|---------------------------|-----------------------------|----------------------|---|--|---|--|-----------|------------------------------------|-------|
| | | Establishments | | Sales | | Payroll, entire year | Payroll, workweek ended nearest Nov. 15 | Paid employees, workweek ended nearest Nov. 15 | Active proprietors of unincorporated businesses | Lumber, building matls., hardware, farm equip. dealers | | General merchandise group stores * | |
| | | Total | With payroll | Total, all establishments | Establishments with payroll | | | | | Estab-lish-ments | Sales | Estab-lish-ments | Sales |
| (number) | (number) | (\$1,000) | (\$1,000) | (\$1,000) | (dollars) | (number) | (number) | (number) | (\$1,000) | (number) | (\$1,000) | | |
| 1 | SANTA FE COUNTY | 426 | 328 | 58 418 | 56 544 | 7 083 | 149 075 | 2 261 | 370 | 11 | 3 030 | 17 | 5 968 |
| 2 | SANTA FE | 359 | 285 | 53 950 | 52 410 | 6 597 | 137 765 | 2 052 | 308 | 11 | 3 030 | 15 | (0) |
| 3 | REMAINOER OF COUNTY | 67 | 43 | 4 468 | 4 134 | 486 | 11 310 | 209 | 62 | - | - | 2 | (0) |
| 4 | SIERRA COUNTY | 124 | 76 | 7 598 | 6 826 | 697 | 14 355 | 268 | 129 | 6 | 488 | 9 | 452 |
| 5 | TRUTH OR CONSEQUENCES | 95 | 69 | 6 919 | 6 457 | 671 | 13 678 | 255 | 98 | 5 | (0) | 4 | 294 |
| 6 | REMAINOER OF COUNTY | 29 | 7 | 679 | 369 | 26 | 677 | 13 | 31 | 1 | (0) | 5 | 158 |
| 7 | SOCORRO COUNTY | 119 | 73 | 9 851 | 8 937 | 928 | 17 969 | 309 | 128 | 8 | 945 | 5 | (0) |
| 8 | SOCORRO | 79 | 57 | 8 466 | 7 912 | 821 | 15 847 | 267 | 83 | 8 | 945 | 3 | 186 |
| 9 | REMAINOER OF COUNTY | 40 | 16 | 1 385 | 1 025 | 107 | 2 122 | 42 | 45 | - | - | 2 | (0) |
| 10 | TAOS COUNTY | 187 | 99 | 12 768 | 11 360 | 1 172 | 22 957 | 425 | 198 | 8 | 1 087 | 10 | 681 |
| 11 | TORRANCE COUNTY | 106 | 64 | 6 801 | 5 963 | 540 | 13 476 | 221 | 111 | 3 | 385 | 8 | 563 |
| 12 | UNION COUNTY | 87 | 57 | 7 493 | 7 115 | 596 | 12 287 | 210 | 89 | 6 | 694 | 5 | 629 |
| 13 | CLAYTON | 74 | 52 | 6 857 | 6 539 | 549 | 11 388 | 194 | 75 | 6 | 694 | 2 | (0) |
| 14 | REMAINOER OF COUNTY | 13 | 5 | 636 | 576 | 47 | 899 | 16 | 14 | - | - | 3 | (0) |
| 15 | VALENCIA COUNTY | 343 | 199 | 34 584 | 31 630 | 2 946 | 57 667 | 932 | 342 | 11 | 2 562 | 15 | 2 792 |
| 16 | BELEN | 97 | 65 | 12 099 | 11 607 | 1 081 | 21 563 | 327 | 86 | 6 | 1 356 | 3 | 599 |
| 17 | GRANTS | 115 | 81 | 13 283 | 12 487 | 1 314 | 25 230 | 422 | 117 | 3 | (0) | 4 | 877 |
| 18 | MILAN | 23 | 11 | 2 424 | 2 196 | 199 | 3 916 | 52 | 23 | - | - | - | - |
| 19 | REMAINOER OF COUNTY | 108 | 42 | 6 778 | 5 340 | 352 | 6 958 | 131 | 116 | 2 | (0) | 8 | 1 316 |

Standard Notes: - Represents zero. (D) Withheld to avoid disclosure. (NA) Not available. (X) Not applicable.
 *Nonstore retailers, part of SIC major group 53, are shown separately in this table.

Inhabitants or More: 1963—Continued

| Kind-of-business group — continued | | | | | | | | | | | | | | | | | | |
|------------------------------------|-----------|--------------------|-----------|---------------------------|-----------|---------------------------|-----------|---|-----------|-------------------------|-----------|---------------------------------|-----------|---------------------|-----------|----------------------|-----------|-------------|
| Food stores | | Automotive dealers | | Gasoline service stations | | Apparel, accessory stores | | Furniture, home furnishings, equipment stores | | Eating, drinking places | | Drug stores, proprietary stores | | Other retail stores | | Nonstore retailers * | | Line number |
| Estab-lish-ments | Sales | Estab-lish-ments | Sales | Estab-lish-ments | Sales | Estab-lish-ments | Sales | Estab-lish-ments | Sales | Estab-lish-ments | Sales | Estab-lish-ments | Sales | Estab-lish-ments | Sales | Estab-lish-ments | Sales | |
| (number) | (\$1,000) | (No.) | (\$1,000) | (number) | (\$1,000) | (number) | (\$1,000) | (number) | (\$1,000) | (number) | (\$1,000) | (No.) | (\$1,000) | (number) | (\$1,000) | (number) | (\$1,000) | |
| 58 | 13 928 | 17 | 8 883 | 68 | 5 961 | 33 | 5 373 | 22 | 2 375 | 85 | 4 758 | 12 | 2 214 | 83 | 5 227 | 20 | 701 | 1 |
| 48 | 12 896 | 15 | (0) | 50 | 4 270 | 33 | 5 373 | 20 | (0) | 68 | 4 016 | 12 | 2 214 | 69 | 4 692 | 18 | (0) | 2 |
| 10 | 1 032 | 2 | (0) | 18 | 1 691 | - | - | 2 | (0) | 17 | 742 | - | - | 14 | 535 | 2 | (0) | 3 |
| 20 | 2 073 | 12 | 1 310 | 18 | 809 | 3 | (0) | 5 | (0) | 23 | 896 | 5 | 449 | 20 | 783 | 3 | 33 | 4 |
| 16 | 1 983 | 12 | 1 310 | 13 | 675 | 3 | (0) | 3 | 33 | 15 | 750 | 3 | (0) | 20 | (0) | 1 | (0) | 5 |
| 4 | 90 | - | - | 5 | 134 | - | - | 2 | (0) | 8 | 146 | 2 | (0) | - | (0) | 2 | (0) | 6 |
| 17 | 2 046 | 7 | 2 231 | 28 | 1 998 | 4 | 279 | 3 | (0) | 29 | 1 058 | 3 | 326 | 11 | 370 | 4 | 20 | 7 |
| 10 | 1 950 | 7 | 2 231 | 18 | 1 369 | 4 | 279 | 3 | (0) | 16 | 846 | 2 | (0) | 4 | 240 | 4 | 20 | 8 |
| 7 | 96 | - | - | 10 | 629 | - | - | - | - | 13 | 212 | 1 | (0) | 7 | 130 | - | - | 9 |
| 41 | 3 591 | 5 | 2 156 | 29 | 1 307 | 12 | 970 | 7 | 226 | 35 | 974 | 8 | 606 | 28 | 1 068 | 4 | 102 | 10 |
| 14 | 941 | 4 | 1 726 | 31 | 1 825 | - | (0) | - | - | 30 | 517 | 3 | 123 | 13 | (0) | - | - | 11 |
| 12 | 1 352 | 8 | 1 542 | 18 | 960 | 1 | (0) | 5 | 265 | 9 | 223 | 2 | (0) | 17 | 1 208 | 4 | 171 | 12 |
| 12 | 1 352 | 8 | 1 542 | 12 | 906 | 1 | (0) | 5 | 265 | 9 | 223 | 2 | (0) | 13 | (0) | 4 | 171 | 13 |
| - | - | - | - | 6 | 54 | - | - | - | - | - | - | - | - | 4 | (0) | - | - | 14 |
| 65 | 9 629 | 16 | 7 145 | 77 | 4 602 | 15 | 1 143 | 7 | 686 | 76 | 2 730 | 10 | 1 268 | 44 | 1 646 | 7 | 381 | 15 |
| 20 | 3 120 | 7 | (0) | 9 | 538 | 6 | 398 | 5 | (0) | 21 | 690 | 4 | 595 | 14 | 362 | 2 | (0) | 16 |
| 15 | 3 833 | 6 | 1 712 | 32 | 2 195 | 9 | 745 | 1 | (0) | 23 | 1 297 | 4 | (0) | 15 | 582 | 3 | 367 | 17 |
| 4 | 1 406 | - | - | 8 | 657 | - | - | - | - | 4 | 108 | 1 | (0) | 4 | 138 | 2 | (0) | 18 |
| 26 | 1 270 | 3 | (0) | 28 | 1 212 | - | - | 1 | (0) | 28 | 635 | 1 | (0) | 11 | 564 | 1 | - | 19 |

TABLE 4. Standard Metropolitan Statistical Areas: 1963

| SIC code | Standard metropolitan statistical area and kind of business | Establishments | | Sales | | Payroll, entire year (\$1,000) | Payroll, workweek ended nearest Nov. 15 (dollars) | Paid employees, workweek ended nearest Nov. 15 (number) | Active proprietors of unincorporated businesses (number) |
|-------------------------|--|---|-----------------------|-------------------------------------|---------------------------------------|--------------------------------|---|---|--|
| | | Total (number) | With payroll (number) | Total, all establishments (\$1,000) | Establishments with payroll (\$1,000) | | | | |
| ALBUQUERQUE SMSA | | Coextensive with Bernalillo County, N. Mex. | | | | | | | |
| | RETAIL TRADE, TOTAL | 2 145 | 1 629 | 387 408 | 379 040 | 46 709 | 992 331 | 14 581 | 1 851 |
| | LUMBER, BUILDING MATERIALS, HARDWARE, FARM EQUIPMENT DEALERS | | | | | | | | |
| 52 | TOTAL | 94 | 76 | 19 096 | 18 620 | 2 307 | 50 167 | 543 | 58 |
| 521 | LUMBER YARDS | 24 | 20 | 9 386 | 9 290 | 1 116 | 24 180 | 238 | 12 |
| | BUILDING MATERIALS DEALERS | 16 | 12 | 3 181 | 3 047 | 386 | 7 904 | 93 | 14 |
| 522 | HEATING, PLUMBING EQUIPMENT DEALERS | 7 | 5 | (D) | (D) | (D) | (D) | (D) | (D) |
| 523 | PAINT, GLASS, WALLPAPER STORES | 22 | 20 | 2 783 | 2 759 | 421 | 8 637 | 93 | 6 |
| 524 | ELECTRICAL SUPPLY STORES | 2 | 2 | (D) | (D) | (D) | (D) | (D) | (D) |
| 5251 | HARDWARE STORES | 15 | 11 | 980 | 862 | 95 | 2 009 | 30 | 13 |
| 5252 | FARM EQUIPMENT DEALERS | 8 | 6 | 1 568 | 1 532 | 141 | 3 331 | 37 | 5 |
| | GENERAL MERCHANDISE GROUP STORES* | | | | | | | | |
| 53 PART* | TOTAL | 64 | 56 | 45 066 | 44 882 | 6 821 | 144 193 | 2 475 | 40 |
| 531 | DEPARTMENT STORES | 7 | 7 | 32 687 | 32 687 | 4 877 | 102 732 | 1 549 | - |
| 533 | LIMITED PRICE VARIETY STORES | 34 | 32 | 8 172 | 8 136 | 1 302 | 28 483 | 719 | 15 |
| 539 | GENERAL MERCHANDISE STORES | 16 | 10 | 3 845 | 3 697 | 609 | 12 393 | 193 | 17 |
| | DRY GOODS STORES | 4 | 4 | 121 | 121 | 10 | 157 | 5 | 4 |
| | SEWING, NEEDLEWORK STORES | 3 | 3 | 241 | 241 | 23 | 428 | 9 | 4 |
| | FOOD STORES | | | | | | | | |
| 54 | TOTAL | 244 | 168 | 74 246 | 72 560 | 5 451 | 117 310 | 1 692 | 194 |
| 541 | GROCERY STORES, INCLUDING DELICATESSENS | 189 | 127 | 71 457 | 70 105 | 5 021 | 106 819 | 1 502 | 144 |
| 542 | MEAT MARKETS | 12 | 8 | 956 | 808 | 40 | 1 014 | 13 | 15 |
| | FISH (SEAFOOD) MARKETS | - | - | 40 | - | - | - | - | - |
| 543 | FRUIT STORES, VEGETABLE MARKETS | 6 | 2 | 182 | (D) | (D) | (D) | (D) | (D) |
| 544 | CANDY, NUT, CONFECTIONERY STORES | 3 | 3 | 111 | 111 | 18 | 413 | 10 | 2 |
| 545 | DAIRY PRODUCTS STORES | 4 | 2 | 110 | (D) | (D) | (D) | (D) | (D) |
| 546 | RETAIL BAKERIES | 24 | 24 | 1 215 | 1 215 | 336 | 8 362 | 154 | 17 |
| 5462 | RETAIL BAKERIES, MANUFACTURING | 23 | 23 | (D) | (D) | (D) | (D) | (D) | (D) |
| 5463 | RETAIL BAKERIES, NONMANUFACTURING | 1 | 1 | (D) | (D) | (D) | (D) | (D) | (D) |
| 549 | EGG AND POULTRY DEALERS | 2 | - | 44 | - | - | - | - | 2 |
| | OTHER | 4 | 2 | 131 | (D) | (D) | (D) | (D) | (D) |
| | AUTOMOTIVE DEALERS | | | | | | | | |
| 55 EX. 554 | TOTAL | 162 | 124 | 93 176 | 92 030 | 8 822 | 185 630 | 1 661 | 115 |
| 551 | PASSENGER CAR DEALERS, FRANCHISED | 28 | 28 | 65 421 | 65 421 | 6 341 | 128 501 | 1 042 | 11 |
| | DOMESTIC CAR DEALERS | 15 | 15 | 55 520 | 55 520 | 5 109 | 106 555 | 835 | 1 |
| | IMPORTED CAR DEALERS | 6 | 6 | 2 516 | 2 516 | 349 | 6 680 | 55 | 5 |
| | DOMESTIC AND IMPORTED CAR DEALERS | 7 | 7 | 7 385 | 7 385 | 883 | 15 266 | 152 | 5 |
| 552 | PASSENGER CAR DEALERS, NONFRANCHISED | 58 | 36 | 10 602 | 10 138 | 706 | 18 524 | 212 | 48 |
| 553 | TIRE, BATTERY, ACCESSORY DEALERS | 45 | 35 | (D) | (D) | (D) | (D) | (D) | (D) |
| | HOME AND AUTO SUPPLY STORES | 4 | 4 | (D) | (D) | (D) | (D) | (D) | (D) |
| 559 | MISCELLANEOUS AIRCRAFT, MARINE, AUTOMOTIVE DEALERS | 27 | 21 | 9 151 | 8 893 | 527 | 9 736 | 112 | 19 |
| | AIRCRAFT, BOAT, MOTORCYCLE DEALERS | 7 | 7 | 5 138 | 5 138 | 263 | 4 998 | 56 | 5 |
| | HOUSEHOLD TRAILER DEALERS | 20 | 14 | 4 013 | 3 755 | 264 | 4 738 | 56 | 14 |
| | OTHER AUTOMOTIVE DEALERS | - | - | - | - | - | - | - | - |
| | GASOLINE SERVICE STATIONS | | | | | | | | |
| 55PT(554) | TOTAL | 397 | 329 | 28 719 | 27 155 | 2 799 | 62 927 | 1 071 | 394 |
| | APPAREL, ACCESSORY STORES | | | | | | | | |
| 56 | TOTAL | 143 | 125 | 25 647 | 25 483 | 3 320 | 67 771 | 1 064 | 102 |
| 561, 567 | MEN'S, BOYS' APPAREL STORES, CUSTOM TAILORS | 23 | 19 | 4 881 | 4 833 | 736 | 19 310 | 183 | 22 |
| 561 | MEN'S, BOYS' CLOTHING AND FURNISHINGS STORES | 18 | 16 | 4 649 | 4 611 | 667 | 17 762 | 157 | 17 |
| 567 | CUSTOM TAILORS | 5 | 3 | 232 | 222 | 69 | 1 548 | 26 | 5 |
| 562-3, 568 | WOMEN'S CLOTHING, SPECIALTY STORES | 61 | 53 | 9 403 | 9 347 | 1 220 | 22 313 | 424 | 46 |
| 562 | WOMEN'S READY-TO-WEAR STORES | 44 | 42 | 8 384 | 8 380 | 1 076 | 18 881 | 383 | 35 |
| 563, 568 | WOMEN'S ACCESSORY, SPECIALTY STORES, FURRIERS | 17 | 11 | 1 019 | 967 | 144 | 3 432 | 41 | 11 |
| 563 | MILLINERY STORES | 3 | 1 | (D) | (D) | (D) | (D) | (D) | (D) |
| | CORSET, LINGERIE STORES | 6 | 2 | 186 | (D) | (D) | (D) | (D) | (D) |
| | HOSIERY STORES | - | - | - | - | - | - | - | - |
| | APPAREL, ACCESSORY, OTHER SPECIALTY STORES | 4 | 4 | (D) | (D) | (D) | (D) | (D) | (D) |
| 568 | FURRIERS, FUR SHOPS | 4 | 4 | 373 | 373 | 63 | 1 376 | 14 | 2 |
| 565 | FAMILY CLOTHING STORES | 19 | 17 | 5 795 | 5 785 | 672 | 13 394 | 274 | 10 |
| 566 | SHOE STORES | 28 | 28 | 4 899 | 4 893 | 614 | 11 472 | 165 | 11 |
| | MEN'S SHOE STORES | 1 | 1 | (D) | (D) | (D) | (D) | (D) | (D) |
| | WOMEN'S SHOE STORES | 4 | 4 | (D) | (D) | (D) | (D) | (D) | (D) |
| | CHILDREN'S, JUVENILES' SHOE STORES | - | - | - | - | - | - | - | - |
| | FAMILY SHOE STORES | 23 | 23 | 3 952 | 3 946 | 505 | 9 142 | 132 | 11 |
| 564 | CHILDREN'S, INFANTS' WEAR STORES | 4 | 4 | 178 | 178 | 15 | 222 | 4 | 4 |
| 569 | MISCELLANEOUS APPAREL, ACCESSORY STORES | 8 | 4 | 491 | 447 | 63 | 1 060 | 14 | 9 |

Standard Notes: - Represents zero. (D) Withheld to avoid disclosure. (NA) Not available. (X) Not applicable.
 *Nonstore retailers, part of SIC major group 53, are shown separately in this table.

TABLE 4. Standard Metropolitan Statistical Areas: 1963—Continued

| SIC code | Standard metropolitan statistical area and kind of business | Establishments | | Sales | | Payroll, entire year (\$1,000) | Payroll, workweek ended nearest Nov. 15 (dollars) | Paid employees, workweek ended nearest Nov. 15 (number) | Active proprietors of unincorporated businesses (number) |
|---|---|----------------|--------------|---------------------------|-----------------------------|--------------------------------|---|---|--|
| | | Total | With payroll | Total, all establishments | Establishments with payroll | | | | |
| | | (number) | (number) | (\$1,000) | (\$1,000) | | | | |
| ALBUQUERQUE SMSA—Continued | | | | | | | | | |
| FURNITURE, HOME FURNISHINGS, EQUIPMENT STORES | | | | | | | | | |
| S7 | TOTAL | 132 | 84 | 21 522 | 21 024 | 3 801 | 79 464 | 830 | 105 |
| S71 | FURNITURE, HOME FURNISHINGS STORES | 83 | 45 | 15 112 | 14 694 | 2 576 | 57 032 | 513 | 74 |
| S712 | FURNITURE STORES | 55 | 25 | 11 609 | 11 331 | 1 997 | 44 345 | 373 | 50 |
| S713 | FLOOR COVERING STORES | 13 | 9 | 2 873 | 2 759 | 426 | 8 726 | 79 | 11 |
| S714 | DRAPERY, CURTAIN, UPHOLSTERY STORES | 9 | 7 | 326 | 318 | 87 | 2 259 | 35 | 9 |
| S715 | CHINA, GLASSWARE, METALWARE STORES | 2 | 2 | (0) | (0) | (0) | (0) | (0) | (0) |
| S719 | MISCELLANEOUS HOME FURNISHINGS STORES | 4 | 2 | (0) | (0) | (0) | (0) | (0) | (0) |
| S72 | HOUSEHOLD APPLIANCE STORES | 22 | 18 | 3 415 | 3 371 | 734 | 13 219 | 206 | 13 |
| S732 | RADIO, TELEVISION STORES | 6 | 6 | 1 172 | 1 172 | 171 | 3 044 | 42 | 4 |
| S733 | MUSIC STORES | 21 | 15 | 1 823 | 1 787 | 320 | 6 169 | 69 | 14 |
| | RECORD SHOPS | 3 | 3 | (0) | (0) | (0) | (0) | (0) | (0) |
| | MUSICAL INSTRUMENT STORES | 18 | 12 | (0) | (0) | (0) | (0) | (0) | (0) |
| EATING, DRINKING PLACES | | | | | | | | | |
| S8 | TOTAL | 390 | 340 | 30 460 | 29 986 | 6 971 | 151 570 | 3 210 | 393 |
| S812 | EATING PLACES | 320 | 278 | 23 704 | 23 430 | 6 013 | 131 226 | 2 819 | 316 |
| | RESTAURANTS, LUNCHROOMS | 219 | 183 | 17 080 | 16 832 | 4 488 | 97 404 | 2 051 | 209 |
| | CAFETERIAS | 9 | 9 | 1 946 | 1 946 | 521 | 13 518 | 240 | 7 |
| | REFRESHMENT PLACES | 89 | 83 | 4 408 | 4 382 | 899 | 18 306 | 492 | 99 |
| | CATERERS | 3 | 3 | 270 | 270 | 105 | 1 998 | 36 | 1 |
| S813 | DRINKING PLACES (ALCOHOLIC BEVERAGES) | 70 | 62 | 6 756 | 6 556 | 958 | 20 344 | 391 | 77 |
| DRUG STORES, PROPRIETARY STORES | | | | | | | | | |
| S9PT(S91) | TOTAL | 75 | 73 | 17 984 | 17 900 | 2 344 | 48 857 | 772 | 55 |
| S91 | DRUG STORES | 73 | 71 | (0) | (0) | (0) | (0) | (0) | (0) |
| | PROPRIETARY STORES | 2 | 2 | (0) | (0) | (0) | (0) | (0) | (0) |
| OTHER RETAIL STORES | | | | | | | | | |
| S9 EX. S91 | TOTAL | 337 | 237 | 26 982 | 25 688 | 3 206 | 65 809 | 1 018 | 294 |
| S92 | LIQUOR STORES | 63 | 63 | 9 615 | 9 615 | 849 | 16 039 | 283 | 67 |
| S93 | ANTIQUE STORES, SECONOHANO STORES | 48 | 30 | 1 688 | 1 558 | 288 | 5 574 | 114 | 42 |
| S932 | ANTIQUE STORES | - | - | - | - | - | - | - | - |
| S933 | SECONOHANO STORES | 48 | 30 | 1 688 | 1 558 | 288 | 5 574 | 114 | 42 |
| S94 | BOOK, STATIONERY STORES | 17 | 9 | 838 | 804 | 131 | 2 958 | 48 | 15 |
| S942 | BOOK STORES | 11 | 5 | 363 | 345 | 40 | 1 157 | 19 | 9 |
| S943 | STATIONERY STORES | 6 | 4 | 475 | 459 | 91 | 1 801 | 29 | 6 |
| S95 | SPORTING GOODS STORES, BICYCLE SHOPS | 13 | 7 | 2 769 | (0) | (0) | (0) | (0) | (0) |
| S952 | SPORTING GOODS STORES | 11 | 7 | 2 721 | (0) | (0) | (0) | (0) | (0) |
| S953 | BICYCLE SHOPS | 2 | - | 48 | - | - | - | - | 2 |
| S962 | HAY, GRAIN, FEED STORES | 10 | 8 | 1 560 | 1 540 | 109 | 2 797 | 41 | 5 |
| S969 | OTHER FARM SUPPLY STORES | 4 | 2 | 170 | (0) | (0) | (0) | (0) | (0) |
| | GARDEN SUPPLY STORES | 1 | 1 | (0) | (0) | (0) | (0) | (0) | (0) |
| S97 | JEWELRY STORES | 20 | 16 | 2 578 | 2 452 | 327 | 5 961 | 99 | 12 |
| S98 | FUEL, ICE DEALERS | 17 | 5 | 555 | 435 | 119 | 2 596 | 27 | 13 |
| S982 | COAL AND WOOD DEALERS | 6 | - | 50 | - | - | - | - | 6 |
| | ICE DEALERS | 6 | - | 70 | - | - | - | - | 6 |
| S983 | FUEL OIL DEALERS | - | - | - | - | - | - | - | - |
| S984 | BOTTLE GAS DEALERS | 5 | 5 | 435 | 435 | 119 | 2 596 | 27 | 1 |
| S992 | FLORISTS | 18 | 18 | 1 087 | 1 087 | 255 | 4 566 | 70 | 14 |
| S993 | CIGAR STORES, STANOS | 8 | - | 252 | - | - | - | - | 8 |
| S994 | NEWS DEALERS, NEWSSTANOS | 4 | 4 | (0) | (0) | (0) | (0) | (0) | (0) |
| S996 | CAMERA, PHOTOGRAPHIC SUPPLY STORES | 8 | 6 | 714 | 682 | 108 | 2 220 | 22 | 3 |
| S997 | GIFT, NOVELTY, SOUVENIR SHOPS | 39 | 23 | 1 631 | 1 535 | 171 | 3 470 | 67 | 36 |
| S998 | OPTICAL GOODS STORES | 18 | 18 | 843 | 839 | 88 | 1 957 | 25 | 23 |
| S999 | TYPEWRITER STORES | 1 | 1 | (0) | (0) | (0) | (0) | (0) | (0) |
| | LUGGAGE, LEATHER GOODS STORES | 4 | 4 | (0) | (0) | (0) | (0) | (0) | (0) |
| | HOBBY, TOY, GAME SHOPS | 9 | 7 | 664 | 634 | 72 | 1 573 | 31 | 6 |
| | RELIGIOUS GOODS STORES | 1 | 1 | (0) | (0) | (0) | (0) | (0) | (0) |
| | PET SHOPS | 1 | 1 | (0) | (0) | (0) | (0) | (0) | (0) |
| | OTHER | 33 | 13 | 938 | 668 | 114 | 3 190 | 43 | 30 |
| NONSTORE RETAILERS* | | | | | | | | | |
| S3 PART* | TOTAL | 107 | 17 | 4 510 | 3 712 | 867 | 18 633 | 245 | 101 |
| S32 | MAIL-ORDER HOUSES | 1 | 1 | (0) | (0) | (0) | (0) | (0) | (0) |
| S34 | MERCHANDISE VENDING MACHINE OPERATORS | 24 | 6 | 2 645 | 2 455 | 450 | 10 552 | 128 | 25 |
| S35 | DIRECT SELLING (HOUSE-TO-HOUSE) ORGANIZATIONS | 82 | 10 | (0) | (0) | (0) | (0) | (0) | (0) |

Standard Notes: — Represents zero. (D) Withheld to avoid disclosure. (NA) Not available. (X) Not applicable.
 *Nonstore retailers, part of SIC major group 53, are shown separately in this table.

TABLE 5. Counties With 500 Establishments or More: 1963

| SIC code | County and kind of business | Establishments | | Sales | | Payroll, entire year (\$1,000) | Payroll, workweek ended nearest Nov. 15 (dollars) | Paid employees, workweek ended nearest Nov. 15 (number) | Active proprietors of unincorporated businesses (number) |
|-----------|--|-------------------|--------------------------|--|--|-----------------------------------|--|--|---|
| | | Total (number) | With payroll (number) | Total, all establishments (\$1,000) | Establishments with payroll (\$1,000) | | | | |
| | <u>BERNALILLO COUNTY</u> (COEXTENSIVE WITH ALBUQUERQUE SMSA, SEE TABLE 4) | | | | | | | | |
| | <u>CHAVES COUNTY</u> | | | | | | | | |
| | RETAIL TRADE, TOTAL | 524 | 422 | 77 472 | 75 698 | 9 233 | 183 440 | 2 639 | 458 |
| | LUMBER, BUILDING MATERIALS, HARDWARE, FARM EQUIPMENT DEALERS | | | | | | | | |
| | TOTAL | 30 | 26 | 6 398 | 6 344 | 955 | 17 295 | 189 | 19 |
| 52 | LUMBER AND OTHER BUILDING MATERIALS DEALERS | 11 | 11 | 2 508 | 2 508 | 286 | 5 286 | 58 | 6 |
| 521 | HEATING, PLUMBING, PAINT, ELECTRICAL STORES | 7 | 5 | (0) | (0) | (0) | (0) | (0) | (0) |
| 522-524 | HARDWARE STORES | 7 | 5 | 601 | 553 | 121 | 2 169 | 36 | 4 |
| 5251 | FARM EQUIPMENT DEALERS | 5 | 5 | (0) | (0) | (0) | (0) | (0) | (0) |
| 5252 | | | | | | | | | |
| | GENERAL MERCHANDISE GROUP STORES* | | | | | | | | |
| | TOTAL | 32 | 26 | 9 642 | 9 556 | 1 397 | 26 171 | 441 | 17 |
| 53 PART* | DEPARTMENT STORES | 2 | 2 | (0) | (0) | (0) | (0) | (0) | (0) |
| 531 | LIMITED PRICE VARIETY STORES | 7 | 5 | 1 268 | 1 250 | 213 | 3 795 | 84 | 2 |
| 533 | MISCELLANEOUS GENERAL MERCHANDISE STORES | 23 | 19 | (0) | (0) | (0) | (0) | (0) | (0) |
| 539 | | | | | | | | | |
| | FOOD STORES | | | | | | | | |
| | TOTAL | 59 | 47 | 15 864 | 15 480 | 1 216 | 24 513 | 377 | 42 |
| 54 | GROCERY STORES, INCLUDING OLGATESSENS | 52 | 42 | 15 323 | 14 971 | 1 156 | 23 411 | 359 | 36 |
| 541 | MEAT MARKETS, FISH (SEAFOOD) MARKETS | 1 | 1 | (0) | (0) | (0) | (0) | (0) | (0) |
| 542 | FRUIT STORES, VEGETABLE MARKETS | 1 | 1 | (0) | (0) | (0) | (0) | (0) | (0) |
| 543 | CANDY, NUT, CONFECTIONERY STORES | - | - | - | - | - | - | - | - |
| 544 | OTHER FOOD STORES | 5 | 3 | (0) | (0) | (0) | (0) | (0) | (0) |
| 545-549 | | | | | | | | | |
| | AUTOMOTIVE DEALERS | | | | | | | | |
| | TOTAL | 51 | 37 | 20 658 | 20 174 | 2 068 | 40 022 | 374 | 35 |
| 55 EX.554 | GASOLINE SERVICE STATIONS | | | | | | | | |
| | TOTAL | 94 | 74 | 5 507 | 5 143 | 502 | 10 911 | 177 | 99 |
| 55PT(554) | | | | | | | | | |
| | APPAREL, ACCESSORY STORES | | | | | | | | |
| | TOTAL | 33 | 31 | 3 242 | 3 214 | 409 | 7 940 | 117 | 29 |
| 56 | MEN'S, BOYS' APPAREL STORES, CUSTOM TAILORS | 3 | 3 | 684 | 684 | 122 | 2 476 | 20 | 1 |
| 561,567 | WOMEN'S CLOTHING, SPECIALTY STORES | 9 | 9 | 1 284 | 1 284 | 154 | 2 610 | 50 | 7 |
| 562-3,568 | WOMEN'S READY-TO-WEAR STORES | 7 | 7 | (0) | (0) | (0) | (0) | (0) | 5 |
| 562 | WOMEN'S ACCESSORY, SPECIALTY STORES, FURRIERS | 2 | 2 | (0) | (0) | (0) | (0) | (0) | (0) |
| 563,568 | FAMILY CLOTHING STORES | 4 | 4 | 226 | 226 | 31 | 656 | 13 | 3 |
| 565 | SHOE STORES | 13 | 11 | 759 | 731 | 67 | 1 394 | 24 | 15 |
| 566 | OTHER APPAREL, ACCESSORY STORES | 4 | 4 | 289 | 289 | 35 | 804 | 10 | 3 |
| 564,569 | | | | | | | | | |
| | FURNITURE, HOME FURNISHINGS, EQUIPMENT STORES | | | | | | | | |
| | TOTAL | 31 | 25 | 2 849 | 2 803 | 455 | 10 042 | 115 | 28 |
| 57 | FURNITURE, HOME FURNISHINGS STORES | 17 | 11 | 807 | 761 | 128 | 2 585 | 31 | 16 |
| 571 | HOUSEHOLD APPLIANCE, RADIO, TELEVISION, MUSIC STORES | 14 | 14 | 2 042 | 2 042 | 327 | 7 457 | 84 | 12 |
| 572,573 | | | | | | | | | |
| | EATING, DRINKING PLACES | | | | | | | | |
| | TOTAL | 78 | 70 | 4 536 | 4 466 | 1 128 | 24 011 | 520 | 80 |
| 58 | EATING PLACES | 65 | 59 | 3 414 | 3 370 | 910 | 19 181 | 426 | 68 |
| 5812 | DRINKING PLACES (ALCOHOLIC BEVERAGES) | 13 | 11 | 1 122 | 1 096 | 218 | 4 830 | 94 | 12 |
| 5813 | | | | | | | | | |
| | DRUG STORES, PROPRIETARY STORES | | | | | | | | |
| | TOTAL | 17 | 17 | 2 493 | 2 491 | 359 | 7 117 | 96 | 14 |
| 59PT(591) | DRUG STORES | 17 | 17 | (0) | (0) | 359 | 7 117 | 96 | 14 |
| 591 | PROPRIETARY STORES | - | - | (0) | - | - | - | - | - |
| | OTHER RETAIL STORES | | | | | | | | |
| | TOTAL | 82 | 64 | 5 870 | 5 688 | 651 | 13 633 | 198 | 80 |
| 59 EX.591 | LIQUOR STORES | 16 | 14 | 2 107 | 2 061 | 223 | 4 459 | 68 | 20 |
| 592 | ANTIQUARIAN STORES, SECONHAND STORES | 13 | 7 | 319 | 281 | 44 | 1 042 | 21 | 9 |
| 593 | BOOK, STATIONERY STORES | 1 | 1 | (0) | (0) | (0) | (0) | (0) | (0) |
| 594 | SPORTING GOODS STORES, BICYCLE SHOPS | 6 | 4 | 225 | 173 | 25 | 547 | 8 | 6 |
| 595 | FARM, GARDEN SUPPLY STORES, INCLUDING FEEO STORES | 12 | 10 | 1 513 | 1 497 | 111 | 2 133 | 27 | 12 |
| 596 | JEWELRY STORES | 9 | 7 | 758 | 736 | 129 | 2 605 | 38 | 7 |
| 597 | FUEL, ICE DEALERS | 2 | 2 | (0) | (0) | (0) | (0) | (0) | (0) |
| 598 | OTHER STORES | 23 | 19 | 731 | 723 | 82 | 2 088 | 28 | 25 |
| 599 | | | | | | | | | |
| | NONSTORE RETAILERS* | | | | | | | | |
| 53 PART* | TOTAL | 17 | 5 | 413 | 339 | 93 | 1 785 | 35 | 15 |

Standard Notes: - Represents zero. (D) Withheld to avoid disclosure. (NA) Not available. (X) Not applicable.
*Nonstore retailers, part of SIC major group 53, are shown separately in this table.

TABLE 5. Counties With 500 Establishments or More: 1963-Continued

| SIC code | County and kind of business | Establishments | | Sales | | Payroll, entire year (\$1,000) | Payroll, workweek ended nearest Nov. 15 (dollars) | Paid employees, workweek ended nearest Nov. 15 (number) | Active proprietors of unincorporated businesses (number) |
|--------------------|--|----------------|-----------------------|-------------------------------------|---------------------------------------|--------------------------------|---|---|--|
| | | Total (number) | With payroll (number) | Total, all establishments (\$1,000) | Establishments with payroll (\$1,000) | | | | |
| <u>DOCO COUNTY</u> | | | | | | | | | |
| | RETAIL TRADE, TOTAL | 500 | 390 | 64 629 | 62 829 | 6 876 | 140 132 | 2 072 | 452 |
| | LUMBER, BUILDING MATERIALS, HARDWARE, FARM EQUIPMENT DEALERS | | | | | | | | |
| 52 | TOTAL | 38 | 32 | 6 403 | 6 225 | 654 | 12 425 | 147 | 27 |
| 521 | LUMBER AND OTHER BUILDING MATERIALS DEALERS | 12 | 10 | 2 077 | 2 035 | 227 | 3 620 | 51 | 8 |
| 522-524 | HEATING, PLUMBING, PAINT, ELECTRICAL STORES | 7 | 7 | 668 | 668 | 85 | 1 378 | 18 | 6 |
| 5251 | HARDWARE STORES | 5 | 5 | 652 | 652 | 86 | 1 924 | 26 | 2 |
| 5252 | FARM EQUIPMENT DEALERS | 14 | 10 | 3 006 | 2 870 | 256 | 5 503 | 52 | 11 |
| | GENERAL MERCHANDISE GROUP STORES* | | | | | | | | |
| 53 PART* | TOTAL | 22 | 20 | 5 840 | 5 836 | 780 | 17 851 | 264 | 10 |
| 531 | DEPARTMENT STORES | 1 | 1 | (0) | (0) | (0) | (0) | (0) | (0) |
| 533 | LIMITED PRICE VARIETY STORES | 6 | 6 | (0) | (0) | (0) | (0) | (0) | (0) |
| 539 | MISCELLANEOUS GENERAL MERCHANDISE STORES | 15 | 13 | 3 392 | 3 388 | 365 | 6 949 | 122 | 9 |
| | FOOD STORES | | | | | | | | |
| 54 | TOTAL | 73 | 51 | 15 782 | 15 344 | 1 127 | 23 666 | 343 | 77 |
| 541 | GROCERY STORES, INCLUDING DELICATESSENS | 60 | 40 | 14 952 | 14 562 | 981 | 20 653 | 301 | 62 |
| 542 | MEAT MARKETS, FISH (SEAFOOD) MARKETS | 4 | 2 | (0) | (0) | (0) | (0) | (0) | (0) |
| 543 | FRUIT STORES, VEGETABLE MARKETS | 1 | 1 | (0) | (0) | (0) | (0) | (0) | (0) |
| 544 | CANDY, NUT, CONFECTIONERY STORES | 1 | 1 | (0) | (0) | (0) | (0) | (0) | (0) |
| 545-549 | OTHER FOOD STORES | 7 | 7 | 537 | 537 | 129 | 2 560 | 33 | 8 |
| | AUTOMOTIVE DEALERS | | | | | | | | |
| 55 EX-554 | TOTAL | 44 | 32 | 14 703 | 14 343 | 1 415 | 29 821 | 306 | 35 |
| | GASOLINE SERVICE STATIONS | | | | | | | | |
| 55PT(554) | TOTAL | 81 | 63 | 4 317 | 3 999 | 389 | 8 239 | 140 | 74 |
| | APPAREL, ACCESSORY STORES | | | | | | | | |
| 56 | TOTAL | 27 | 27 | 2 593 | 2 593 | 337 | 6 639 | 118 | 24 |
| 561,567 | MEN'S, BOYS' APPAREL STORES, CUSTOM TAILORS | 4 | 4 | 612 | 612 | 67 | 1 084 | 17 | 6 |
| 562-3,568 | WOMEN'S CLOTHING, SPECIALTY STORES | 12 | 12 | (0) | (0) | (0) | (0) | (0) | (0) |
| 562 | WOMEN'S READY-TO-WEAR STORES | 11 | 11 | 808 | 808 | 97 | 2 151 | 42 | 10 |
| 563,568 | WOMEN'S ACCESSORY, SPECIALTY STORES, FURRIERS | 1 | 1 | (0) | (0) | (0) | (0) | (0) | (0) |
| 565 | FAMILY CLOTHING STORES | 4 | 4 | 615 | 615 | 84 | 1 819 | 34 | 4 |
| 566 | SHOE STORES | 6 | 6 | 357 | 357 | 54 | 985 | 16 | 3 |
| 564,569 | OTHER APPAREL, ACCESSORY STORES | 1 | 1 | (0) | (0) | (0) | (0) | (0) | (0) |
| | FURNITURE, HOME FURNISHINGS, EQUIPMENT STORES | | | | | | | | |
| 57 | TOTAL | 30 | 22 | 2 428 | 2 396 | 372 | 7 004 | 93 | 27 |
| 571 | FURNITURE, HOME FURNISHINGS STORES | 18 | 14 | 1 858 | 1 846 | 303 | 5 732 | 75 | 15 |
| 572,573 | HOUSEHOLD APPLIANCE, RADIO, TELEVISION, MUSIC STORES | 12 | 8 | 570 | 550 | 69 | 1 272 | 18 | 12 |
| | EATING, DRINKING PLACES | | | | | | | | |
| 58 | TOTAL | 78 | 66 | 3 139 | 3 013 | 707 | 13 058 | 324 | 76 |
| 5812 | EATING PLACES | 69 | 59 | 2 623 | 2 533 | 626 | 11 423 | 296 | 67 |
| 5813 | DRINKING PLACES (ALCOHOLIC BEVERAGES) | 9 | 7 | 516 | 480 | 81 | 1 635 | 28 | 9 |
| | DRUG STORES, PROPRIETARY STORES | | | | | | | | |
| 59PT(591) | TOTAL | 17 | 17 | 2 282 | 2 282 | 316 | 6 416 | 119 | 18 |
| 591 | DRUG STORES | 17 | 17 | 2 282 | 2 282 | 316 | 6 416 | 119 | 18 |
| | PROPRIETARY STORES | - | - | - | - | - | - | - | - |
| | OTHER RETAIL STORES | | | | | | | | |
| 59 EX-591 | TOTAL | 63 | 53 | 5 623 | 5 407 | 640 | 11 940 | 182 | 63 |
| 592 | LIQUOR STORES | 14 | 14 | 1 979 | 1 979 | 158 | 3 055 | 52 | 14 |
| 593 | ANTIQUA STORES, SECONHAND STORES | 7 | 7 | 193 | 193 | 36 | 703 | 10 | 7 |
| 594 | BOOK, STATIONERY STORES | 1 | 1 | (0) | (0) | (0) | (0) | (0) | (0) |
| 595 | SPORTING GOODS STORES, BICYCLE SHOPS | - | - | - | - | - | - | - | - |
| 596 | FARM, GARDEN SUPPLY STORES, INCLUDING FEE STORES | 10 | 8 | 1 149 | 1 143 | 93 | 1 629 | 19 | 8 |
| 597 | JEWELRY STORES | 8 | 6 | 503 | 473 | 52 | 957 | 22 | 8 |
| 598 | FUEL, ICE DEALERS | 8 | 6 | 507 | 353 | 67 | 1 375 | 15 | 8 |
| 599 | OTHER STORES | 15 | 11 | (0) | (0) | (0) | (0) | (0) | (0) |
| | NONSTORE RETAILERS* | | | | | | | | |
| 53 PART* | TOTAL | 27 | 7 | 1 519 | 1 391 | 139 | 3 073 | 36 | 21 |

Standard Notes: - Represents zero. (D) Withheld to avoid disclosure. (NA) Not available. (X) Not applicable.
 *Nonstore retailers, part of SIC major group 53, are shown separately in this table.

TABLE 5. Counties With 500 Establishments or More: 1963-Continued

| SIC code | County and kind of business | Establishments | | Sales | | Payroll, entire year (\$1,000) | Payroll, workweek ended nearest Nov. 15 (dollars) | Paid employees, workweek ended nearest Nov. 15 (number) | Active proprietors of unincorporated businesses (number) |
|-------------------|--|----------------|-----------------------|-------------------------------------|---------------------------------------|--------------------------------|---|---|--|
| | | Total (number) | With payroll (number) | Total, all establishments (\$1,000) | Establishments with payroll (\$1,000) | | | | |
| <u>LEA COUNTY</u> | | | | | | | | | |
| | RETAIL TRADE, TOTAL | 600 | 442 | 74 676 | 71 436 | 7 620 | 160 680 | 2 454 | 560 |
| | LUMBER, BUILDING MATERIALS, HARDWARE, FARM EQUIPMENT DEALERS | | | | | | | | |
| | TOTAL | 35 | 27 | 6 307 | 6 137 | 794 | 15 700 | 160 | 26 |
| 52 | LUMBER AND OTHER BUILDING MATERIALS DEALERS | 14 | 12 | 2 818 | 2 790 | 323 | 5 400 | 71 | 8 |
| 522-524 | HEATING, PLUMBING, PAINT, ELECTRICAL STORES | 6 | 4 | 566 | 520 | 111 | 2 261 | 21 | 5 |
| 5251 | HARDWARE STORES | 9 | 5 | 493 | 397 | 40 | 842 | 16 | 11 |
| 5252 | FARM EQUIPMENT DEALERS | 6 | 6 | 2 430 | 2 430 | 320 | 7 197 | 52 | 2 |
| | GENERAL MERCHANDISE GROUP STORES* | | | | | | | | |
| | TOTAL | 24 | 20 | 4 215 | 4 137 | 502 | 9 413 | 221 | 13 |
| 53 PART* | DEPARTMENT STORES | - | - | - | - | - | - | - | - |
| 531 | LIMITED PRICE VARIETY STORES | 9 | 9 | 1 291 | 1 291 | 206 | 4 058 | 109 | 4 |
| 533 | MISCELLANEOUS GENERAL MERCHANDISE STORES | 15 | 11 | 2 924 | 2 846 | 296 | 5 355 | 112 | 9 |
| | FOOD STORES | | | | | | | | |
| | TOTAL | 66 | 40 | 18 471 | 17 785 | 1 086 | 21 186 | 379 | 64 |
| 54 | GROCERY STORES, INCLUDING DELICATESSENS | 59 | 35 | 18 140 | 17 462 | 1 051 | 20 439 | 367 | 55 |
| 542 | MEAT MARKETS, FISH (SEAFOOD) MARKETS | 2 | 2 | (0) | (0) | (0) | (0) | (0) | (0) |
| 543 | FRUIT STORES, VEGETABLE MARKETS | 2 | - | 8 | - | - | - | - | 2 |
| 544 | CANOPY, NUT, CONFECTIONERY STORES | 1 | 1 | (0) | (0) | (0) | (0) | (0) | (0) |
| 545-549 | OTHER FOOD STORES | 2 | 2 | (0) | (0) | (0) | (0) | (0) | (0) |
| | AUTOMOTIVE DEALERS | | | | | | | | |
| 55 EX.554 | TOTAL | 40 | 34 | 15 079 | 15 033 | 1 435 | 28 696 | 306 | 35 |
| | GASOLINE SERVICE STATIONS | | | | | | | | |
| 55PT(554) | TOTAL | 109 | 79 | 6 886 | 6 000 | 603 | 13 793 | 221 | 111 |
| | APPAREL, ACCESSORY STORES | | | | | | | | |
| | TOTAL | 37 | 31 | 3 019 | 2 865 | 316 | 6 410 | 110 | 34 |
| 561,567 | MEN'S, BOYS' APPAREL STORES, CUSTOM TAILORS | 9 | 7 | 662 | 536 | 59 | 986 | 14 | 8 |
| 562-3,568 | WOMEN'S CLOTHING, SPECIALTY STORES | 13 | 11 | 996 | 980 | 125 | 2 241 | 51 | 13 |
| 562 | WOMEN'S READY-TO-WEAR STORES | 10 | 10 | 919 | (0) | (0) | (0) | (0) | (0) |
| 563,568 | WOMEN'S ACCESSORY, SPECIALTY STORES, FURRIERS | 3 | 1 | 77 | (0) | (0) | (0) | (0) | (0) |
| 565 | FAMILY CLOTHING STORES | 4 | 4 | 582 | 582 | 58 | 1 786 | 22 | 4 |
| 566 | SHOE STORES | 7 | 5 | 513 | 501 | 50 | 884 | 14 | 4 |
| 564,569 | OTHER APPAREL, ACCESSORY STORES | 4 | 4 | 266 | 266 | 24 | 513 | 9 | 5 |
| | FURNITURE, HOME FURNISHINGS, EQUIPMENT STORES | | | | | | | | |
| | TOTAL | 38 | 28 | 4 099 | 3 883 | 512 | 14 085 | 128 | 32 |
| 571 | FURNITURE, HOME FURNISHINGS STORES | 22 | 16 | 1 768 | 1 644 | 207 | 4 216 | 52 | 21 |
| 572,573 | HOUSEHOLD APPLIANCE, RADIO, TELEVISION, MUSIC STORES | 16 | 12 | 2 331 | 2 239 | 305 | 9 869 | 76 | 11 |
| | EATING, DRINKING PLACES | | | | | | | | |
| | TOTAL | 115 | 95 | 5 306 | 5 170 | 1 145 | 24 165 | 547 | 123 |
| 5812 | EATING PLACES | 91 | 75 | 3 967 | 3 849 | 949 | 20 159 | 467 | 98 |
| 5813 | DRINKING PLACES (ALCOHOLIC BEVERAGES) | 24 | 20 | 1 339 | 1 321 | 196 | 4 006 | 80 | 25 |
| | DRUG STORES, PROPRIETARY STORES | | | | | | | | |
| | TOTAL | 16 | 16 | 1 813 | 1 813 | 267 | 7 633 | 119 | 15 |
| 59PT(591) | DRUG STORES | 16 | 16 | 1 813 | 1 813 | 267 | 7 633 | 119 | 15 |
| 591 | PROPRIETARY STORES | - | - | - | - | - | - | - | - |
| | OTHER RETAIL STORES | | | | | | | | |
| | TOTAL | 95 | 63 | 7 651 | 6 905 | 812 | 16 394 | 216 | 88 |
| 592 | LIQUOR STORES | 26 | 24 | 2 926 | 2 806 | 282 | 5 115 | 85 | 28 |
| 593 | ANTIQUARIAN STORES, SEASONAL STORES | 8 | 4 | 114 | 102 | 5 | 138 | 4 | 8 |
| 594 | BOOK, STATIONERY STORES | 2 | 2 | (0) | (0) | (0) | (0) | (0) | (0) |
| 595 | SPORTING GOODS STORES, BICYCLE SHOPS | 5 | 1 | (0) | (0) | (0) | (0) | (0) | (0) |
| 596 | FARM, GARDEN SUPPLY STORES, INCLUDING FEED STORES | 12 | 8 | 2 108 | 1 990 | 155 | 4 140 | 44 | 9 |
| 597 | JEWELRY STORES | 10 | 6 | 591 | 477 | 68 | 1 234 | 21 | 8 |
| 598 | FUEL, ICE DEALERS | 10 | 8 | 910 | 886 | 197 | 3 749 | 35 | 5 |
| 599 | OTHER STORES | 22 | 10 | 526 | 330 | 40 | 830 | 16 | 24 |
| | NONSTORE RETAILERS* | | | | | | | | |
| 53 PART* | TOTAL | 25 | 9 | 1 830 | 1 708 | 148 | 3 205 | 47 | 19 |

Standard Notes: - Represents zero. (D) Withheld to avoid disclosure. (NA) Not available. (X) Not applicable.
 *Nonstore retailers, part of SIC major group 53, are shown separately in this table.

TABLE 6. Cities With 500 Establishments or More: 1963

| SIC code | City and kind of business | Establishments | | Sales | | Payroll, entire year (\$1,000) | Payroll, workweek ended nearest Nov. 15 (dollars) | Paid employees, workweek ended nearest Nov. 15 (number) | Active proprietors of unincorporated businesses (number) |
|-----------|--|----------------|-----------------------|-------------------------------------|---------------------------------------|--------------------------------|---|---|--|
| | | Total (number) | With payroll (number) | Total, all establishments (\$1,000) | Establishments with payroll (\$1,000) | | | | |
| | <u>ALBUQUERQUE</u> | | | | | | | | |
| | RETAIL TRADE, TOTAL | 1 846 | 1 426 | 362 999 | 356 053 | 43 981 | 932 620 | 13 597 | 1 552 |
| | LUMBER, BUILDING MATERIALS, HARDWARE, FARM EQUIPMENT DEALERS | | | | | | | | |
| 52 | TOTAL | 71 | 57 | 17 173 | 16 869 | 2 023 | 43 891 | 470 | 36 |
| 521 | LUMBER AND OTHER BUILDING MATERIALS DEALERS | 27 | 21 | 11 258 | 11 132 | 1 274 | 26 938 | 276 | 13 |
| 522-524 | HEATING, PLUMBING, PAINT, ELECTRICAL STORES | 26 | 24 | 3 708 | 3 684 | 548 | 12 385 | 140 | 11 |
| 5251 | HARDWARE STORES | 11 | 7 | (0) | (0) | (0) | (0) | (0) | (0) |
| 5252 | FARM EQUIPMENT DEALERS | 7 | 5 | (0) | (0) | (0) | (0) | (0) | (0) |
| | GENERAL MERCHANDISE GROUP STORES* | | | | | | | | |
| 53 PART* | TOTAL | 53 | 47 | 44 061 | 43 887 | 6 715 | 142 207 | 2 427 | 30 |
| 531 | DEPARTMENT STORES | 7 | 7 | 32 687 | 32 687 | 4 877 | 102 732 | 1 549 | - |
| 533 | LIMITED PRICE VARIETY STORES | 29 | 27 | 7 396 | 7 360 | 1 211 | 26 799 | 679 | 12 |
| 539 | MISCELLANEOUS GENERAL MERCHANDISE STORES | 17 | 13 | 3 978 | 3 840 | 627 | 12 676 | 199 | 18 |
| | FOOD STORES | | | | | | | | |
| 54 | TOTAL | 193 | 147 | 67 501 | 66 467 | 5 088 | 110 062 | 1 583 | 140 |
| 541 | GROCERY STORES, INCLUDING DELICATESSENS | 150 | 108 | 65 006 | 64 100 | 4 669 | 99 730 | 1 397 | 107 |
| 542 | MEAT MARKETS, FISH (SEAFOOD) MARKETS | 8 | 8 | 868 | 808 | 40 | 1 014 | 13 | 7 |
| 543 | FRUIT STORES, VEGETABLE MARKETS | 2 | 2 | (0) | (0) | (0) | (0) | (0) | (0) |
| 544 | CANDY, NUT, CONFECTIONERY STORES | 3 | 3 | 111 | 111 | 18 | 413 | 10 | 2 |
| 545-549 | OTHER FOOD STORES | 30 | 26 | (0) | (0) | (0) | (0) | (0) | (0) |
| | AUTOMOTIVE DEALERS | | | | | | | | |
| 55 EX.554 | TOTAL | 155 | 117 | 91 531 | 90 385 | 8 598 | 179 480 | 1 611 | 109 |
| | GASOLINE SERVICE STATIONS | | | | | | | | |
| 55PT(554) | TOTAL | 333 | 285 | 24 756 | 23 526 | 2 420 | 54 944 | 935 | 333 |
| | APPAREL, ACCESSORY STORES | | | | | | | | |
| 56 | TOTAL | 138 | 120 | 24 703 | 24 539 | 3 216 | 65 630 | 1 023 | 98 |
| 561,567 | MEN'S, BOYS' APPAREL STORES, CUSTOM TAILORS | 23 | 19 | 4 881 | 4 833 | 736 | 19 310 | 183 | 22 |
| 562-3,568 | WOMEN'S CLOTHING, SPECIALTY STORES | 60 | 52 | (0) | (0) | (0) | (0) | (0) | (0) |
| 562 | WOMEN'S READY-TO-WEAR STORES | 43 | 41 | (0) | (0) | (0) | (0) | (0) | (0) |
| 563,568 | WOMEN'S ACCESSORY, SPECIALTY STORES, FURRIERS | 17 | 11 | 1 019 | 967 | 144 | 3 432 | 41 | 11 |
| 565 | FAMILY CLOTHING STORES | 17 | 15 | (0) | (0) | (0) | (0) | (0) | (0) |
| 566 | SHOE STORES | 26 | 26 | (0) | (0) | (0) | (0) | (0) | (0) |
| 564,569 | OTHER APPAREL, ACCESSORY STORES | 12 | 8 | 669 | 625 | 78 | 1 282 | 18 | 13 |
| | FURNITURE, HOME FURNISHINGS, EQUIPMENT STORES | | | | | | | | |
| 57 | TOTAL | 126 | 82 | 21 394 | (0) | (0) | (0) | (0) | (0) |
| 571 | FURNITURE, HOME FURNISHINGS STORES | 77 | 43 | 14 984 | (0) | (0) | (0) | (0) | (0) |
| 572,573 | HOUSEHOLD APPLIANCE, RADIO, TELEVISION, MUSIC STORES | 49 | 39 | 6 410 | 6 330 | 1 225 | 22 432 | 317 | 31 |
| | EATING, DRINKING PLACES | | | | | | | | |
| 58 | TOTAL | 331 | 295 | 27 195 | 26 823 | 6 241 | 135 516 | 2 873 | 329 |
| 5812 | EATING PLACES | 268 | 240 | 21 015 | 20 843 | 5 358 | 117 031 | 2 505 | 260 |
| 5813 | DRINKING PLACES (ALCOHOLIC BEVERAGES) | 63 | 55 | 6 180 | 5 980 | 883 | 18 485 | 368 | 69 |
| | DRUG STORES, PROPRIETARY STORES | | | | | | | | |
| 59PT(591) | TOTAL | 69 | 67 | 17 295 | 17 211 | 2 253 | 45 975 | 734 | 50 |
| 591 | DRUG STORES | 68 | 66 | (0) | (0) | (0) | (0) | (0) | (0) |
| (| PROPRIETARY STORES | 1 | 1 | (0) | (0) | (0) | (0) | (0) | (0) |
| | OTHER RETAIL STORES | | | | | | | | |
| 59 EX.591 | TOTAL | 280 | 194 | 23 158 | 21 948 | 2 795 | 57 832 | 880 | 236 |
| 592 | LIQUOR STORES | 53 | 53 | 8 180 | 8 180 | 742 | 13 921 | 245 | 57 |
| 593 | ANTIQUA STORES, SECONDHAND STORES | 34 | 20 | 1 441 | 1 341 | 245 | 4 785 | 99 | 26 |
| 594 | BOOK, STATIONERY STORES | 17 | 9 | 838 | 804 | 131 | 2 958 | 48 | 15 |
| 595 | SPORTING GOODS STORES, BICYCLE SHOPS | 11 | 5 | (0) | (0) | (0) | (0) | (0) | (0) |
| 596 | FARM, GARDEN SUPPLY STORES, INCLUDING FEEO STORES | 6 | 4 | 858 | (0) | (0) | (0) | (0) | (0) |
| 597 | JEWELRY STORES | 20 | 16 | 2 578 | 2 452 | 327 | 5 961 | 99 | 12 |
| 598 | FUEL, ICE DEALERS | 12 | 2 | (0) | (0) | (0) | (0) | (0) | (0) |
| 599 | OTHER STORES | 127 | 85 | 6 359 | 5 675 | 884 | 19 437 | 275 | 105 |
| | NONSTORE RETAILERS* | | | | | | | | |
| 53 PART* | TOTAL | 97 | 15 | 4 232 | (0) | (0) | (0) | (0) | (0) |

Standard Notes: - Represents zero. (D) Withheld to avoid disclosure. (NA) Not available. (X) Not applicable.
 *Nonstore retailers, part of SIC major group 53, are shown separately in this table.

TABLE 7. In-Plant Food Contractors: 1963

| SIC code | Standard metropolitan statistical area and kind of business | Establishments | | Sales | | Payroll, entire year (\$1,000) | Payroll, workweek ended nearest Nov. 15 (dollars) | Paid employees, workweek ended nearest Nov. 15 (number) | Active proprietors of unincorporated businesses (number) |
|-------------------------|---|----------------|--------------|---------------------------|-----------------------------|-----------------------------------|--|--|---|
| | | Total | With payroll | Total, all establishments | Establishments with payroll | | | | |
| | | (number) | (number) | (\$1,000) | (\$1,000) | | | | |
| NEW MEXICO | | | | | | | | | |
| 5812 PART | IN-PLANT FOOD CONTRACTORS: TOTAL | 13 | 9 | 579 | 569 | 157 | 3 019 | 65 | 13 |
| | RESTAURANTS; LUNCHROOMS. | 8 | 4 | 381 | 371 | 116 | 2 184 | 47 | 8 |
| | CAFETERIAS | 2 | 2 | (D) | (D) | (D) | (D) | (D) | (D) |
| | REFRESHMENT PLACES | 3 | 3 | (D) | (D) | (D) | (D) | (D) | (D) |
| ALBUQUERQUE SMSA | | | | | | | | | |
| 5812 PART | IN-PLANT FOOD CONTRACTORS: TOTAL | 3 | 3 | 323 | 323 | 84 | 1 598 | 35 | 4 |
| | RESTAURANTS; LUNCHROOMS. | 1 | 1 | (D) | (D) | (D) | (D) | (D) | (D) |
| | CAFETERIAS | - | - | (D) | (D) | (D) | (D) | (D) | (D) |
| | REFRESHMENT PLACES | 2 | 2 | (D) | (D) | (D) | (D) | (D) | (D) |

Standard Notes: - Represents zero. (D) Withheld to avoid disclosure. (NA) Not available. (X) Not applicable.

TABLE 8. Commissaries, Exchanges, and Eating and Drinking Places Operated for Military Personnel by the U. S. Department of Defense: 1963

[These data were collected by the Department of Defense and are not included in any of the tabulations of the 1963 Census of Business]

| County | Sales | Civilian payroll, entire year | Civilian employees, workweek ended nearest Nov. 15 | Civilian payroll, workweek ended nearest Nov. 15 | Sales | Civilian payroll, entire year | Civilian employees, workweek ended nearest Nov. 15 | Civilian payroll, workweek ended nearest Nov. 15 |
|-----------------------------|------------------|-------------------------------|--|--|-----------------------------------|-------------------------------|--|--|
| | (\$1,000) | (\$1,000) | (number) | (dollars) | (\$1,000) | (\$1,000) | (number) | (dollars) |
| | TOTAL | | | | COMMISSARIES | | | |
| NEW MEXICO: TOTAL | 27 951 | 2 730 | 730 | 54 774 | 15 832 | 1 230 | 238 | 24 280 |
| BERNAL ILLO | 10 580 | 1 137 | 296 | 20 542 | 5 715 | 465 | 88 | 9 498 |
| CHAVES | 5 035 | 396 | 110 | 8 515 | 2 911 | 134 | 29 | 2 550 |
| CURRY | 2 463 | 226 | 61 | 4 460 | 1 290 | 70 | 15 | 1 210 |
| DONA ANA | 6 001 | 550 | 122 | 11 574 | 4 112 | 426 | 73 | 8 302 |
| MC KINLEY | 21 | 7 | 4 | 153 | - | - | - | - |
| OTERO | 3 851 | 414 | 137 | 9 530 | 1 804 | 135 | 33 | 2 720 |
| | EXCHANGES | | | | EATING AND DRINKING PLACES | | | |
| NEW MEXICO: TOTAL | 10 616 | 1 254 | 405 | 24 592 | 1 503 | 246 | 87 | 5 902 |
| BERNAL ILLO | 4 186 | 575 | 178 | 9 162 | 679 | 97 | 30 | 1 882 |
| CHAVES | 1 979 | 226 | 70 | 5 130 | 145 | 36 | 11 | 835 |
| CURRY | 1 081 | 128 | 38 | 2 665 | 92 | 28 | 8 | 585 |
| DONA ANA | 1 617 | 81 | 30 | 1 770 | 272 | 43 | 19 | 1 502 |
| MC KINLEY | 4 | 1 | 1 | 20 | 17 | 6 | 3 | 133 |
| OTERO | 1 749 | 243 | 88 | 5 845 | 298 | 36 | 16 | 965 |

Standard Notes: - Represents zero. (D) Withheld to avoid disclosure. (NA) Not available. (X) Not applicable.

TABLE 9. Counties; Cities of 2,500 Inhabitants or More: 1958

| County and city | Establishments | | Sales | | | County and city | Establishments | | Sales | | | Payroll, entire year (\$1,000) |
|-----------------------------|----------------|--------------|---------------------------|-----------------------------|----------------------|-----------------------------|----------------|--------------|---------------------------|-----------------------------|-------|--------------------------------|
| | Total | With payroll | Total, all establishments | Establishments with payroll | Payroll, entire year | | Total | With payroll | Total, all establishments | Establishments with payroll | | |
| | (number) | (number) | (\$1,000) | (\$1,000) | (\$1,000) | | (number) | (number) | (\$1,000) | (\$1,000) | | |
| NEW MEXICO TOTAL . . . | 8 737 | 5 919 | 972 912 | 917 432 | 97 914 | MCKINLEY COUNTY | 291 | 213 | 35 401 | 33 551 | 3 637 | |
| BERNALILLO COUNTY | 2 051 | 1 417 | 308 639 | 296 361 | 32 706 | GALLUP | 212 | 168 | 29 976 | 29 966 | 3 332 | |
| ALBUQUERQUE | 1 845 | 1 311 | 294 039 | 283 813 | 31 463 | REMAINDER OF COUNTY . . . | 79 | 45 | 5 425 | 4 585 | 305 | |
| REMAINDER OF COUNTY . . . | 206 | 106 | 14 600 | 12 548 | 1 243 | MORA COUNTY | 61 | 19 | 1 618 | 1 152 | 108 | |
| CATRON COUNTY | 41 | 15 | 1 504 | 962 | 59 | OTERO COUNTY | 297 | 217 | 32 414 | 30 728 | 3 241 | |
| CHAVES COUNTY | 457 | 333 | 65 293 | 63 011 | 6 786 | ALAMOGORDO | 193 | 159 | 27 514 | 26 770 | 2 862 | |
| ROSWELL | 374 | 284 | 61 188 | 59 594 | 6 472 | REMAINDER OF COUNTY . . . | 104 | 58 | 4 900 | 3 958 | 379 | |
| REMAINDER OF COUNTY . . . | 83 | 49 | 4 095 | 3 417 | 314 | GUAY COUNTY | 240 | 168 | 18 321 | 16 777 | 1 631 | |
| COLFAX COUNTY | 213 | 137 | 14 637 | 13 061 | 1 338 | TUCUMCARI | 156 | 128 | 14 531 | 13 933 | 1 400 | |
| RATON | 129 | 93 | 10 730 | 9 884 | 1 040 | REMAINDER OF COUNTY . . . | 84 | 40 | 3 790 | 2 844 | 231 | |
| REMAINDER OF COUNTY . . . | 84 | 44 | 3 907 | 3 177 | 298 | RIO ARRIBA COUNTY | 162 | 86 | 15 851 | 14 693 | 1 342 | |
| CURRY COUNTY | 342 | 244 | 35 233 | 33 209 | 3 621 | ROOSEVELT COUNTY | 188 | 122 | 16 505 | 15 015 | 1 423 | |
| CLOVIS | 274 | 210 | 32 618 | 31 254 | 3 464 | PORTALES | 144 | 102 | 14 352 | 13 318 | 1 284 | |
| REMAINDER OF COUNTY . . . | 68 | 34 | 2 615 | 1 955 | 157 | REMAINDER OF COUNTY . . . | 44 | 20 | 2 153 | 1 697 | 139 | |
| OE BACA COUNTY | 50 | 36 | 2 875 | 2 701 | 236 | SANOOVAL COUNTY | 80 | 24 | 3 208 | 2 008 | 247 | |
| OODNA ANA COUNTY | 420 | 294 | 48 546 | 46 256 | 4 851 | SAN JUAN COUNTY | 391 | 299 | 62 589 | 60 057 | 6 168 | |
| LAS CRUCES | 276 | 214 | 39 253 | 38 081 | 4 053 | AZTEC | 49 | 45 | 7 065 | 6 869 | 657 | |
| REMAINDER OF COUNTY . . . | 144 | 80 | 9 293 | 8 175 | 798 | FARMINGTON | 245 | 199 | 46 827 | 45 709 | 4 753 | |
| DOOY COUNTY | 510 | 372 | 54 965 | 51 993 | 5 638 | REMAINDER OF COUNTY . . . | 97 | 55 | 8 697 | 7 479 | 758 | |
| ARTESIA | 147 | 115 | 17 277 | 15 737 | 1 673 | SAN MIGUEL COUNTY | 227 | 131 | 15 858 | 14 248 | 1 422 | |
| CARLSBAD | 275 | 205 | 33 842 | 32 118 | 3 636 | LAS VEGAS (CITY) | 146 | 92 | 11 840 | 10 826 | 1 104 | |
| REMAINDER OF COUNTY . . . | 88 | 52 | 3 846 | 3 138 | 329 | LAS VEGAS (TOWN) | 28 | 22 | 2 753 | 2 643 | 228 | |
| GRANT COUNTY | 210 | 142 | 15 407 | 14 261 | 1 382 | REMAINDER OF COUNTY . . . | 53 | 17 | 1 245 | 779 | 90 | |
| SILVER CITY | 116 | 96 | 11 581 | 11 093 | 1 084 | SANTA FE COUNTY | 471 | 315 | 50 358 | 47 170 | 5 962 | |
| REMAINDER OF COUNTY . . . | 94 | 46 | 3 826 | 3 168 | 298 | SANTA FE | 383 | 281 | 45 955 | 43 823 | 5 519 | |
| GUAADALUPE COUNTY | 118 | 78 | 7 987 | 7 111 | 783 | REMAINDER OF COUNTY . . . | 88 | 34 | 4 403 | 3 347 | 443 | |
| HAROING COUNTY | 28 | 12 | 1 114 | (0) | 77 | SIERRA COUNTY | 125 | 77 | 6 469 | 5 685 | 548 | |
| HIOALGO COUNTY | 77 | 53 | 5 821 | 5 393 | 705 | TRUTH OR CONSEQUENCES . . | 100 | 68 | 5 592 | 5 136 | 504 | |
| LOROSBURG | 57 | 49 | 4 787 | 4 607 | 627 | REMAINDER OF COUNTY . . . | 25 | 9 | 877 | 549 | 44 | |
| REMAINDER OF COUNTY . . . | 20 | 4 | 1 034 | 786 | 78 | SOCORRO COUNTY | 129 | 73 | 8 352 | 7 608 | 726 | |
| LEA COUNTY | 566 | 458 | 65 234 | 62 856 | 6 256 | SOCORRO | 86 | 58 | 7 158 | 6 838 | 659 | |
| HOBBS | 286 | 236 | 37 603 | 36 749 | 3 848 | REMAINDER OF COUNTY . . . | 43 | 15 | 1 194 | 770 | 67 | |
| LOVINGTON | 122 | 100 | 14 143 | 13 707 | 1 328 | TAOS COUNTY | 174 | 100 | 10 015 | 8 845 | 810 | |
| REMAINDER OF COUNTY . . . | 158 | 122 | 13 488 | 12 400 | 1 080 | TORRANCE COUNTY | 104 | 56 | 5 479 | 4 485 | 479 | |
| LINCOLN COUNTY | 182 | 98 | 8 612 | 6 748 | 663 | UNION COUNTY | 87 | 55 | 6 304 | 5 810 | 532 | |
| LOS ALAMOS COUNTY | 35 | 33 | 8 646 | (0) | 1 010 | CLAYTON | 58 | 50 | 5 580 | 5 544 | 507 | |
| LUNA COUNTY | 123 | 97 | 13 126 | 12 386 | 1 314 | REMAINDER OF COUNTY . . . | 29 | 5 | 724 | 266 | 25 | |
| DEMING | 109 | 87 | 11 699 | 11 083 | 1 189 | VALENCIA COUNTY | 287 | 145 | 26 541 | 23 697 | 2 213 | |
| REMAINDER OF COUNTY . . . | 14 | 10 | 1 427 | 1 303 | 125 | BELEN | 68 | 40 | 7 619 | 7 059 | 657 | |
| | | | | | | REMAINDER OF COUNTY . . . | 219 | 105 | 18 922 | 16 638 | 1 556 | |

Foot Notes: - Represents zero. (D) Withheld to avoid disclosure. (NA) Not available. (X) Not applicable.

TABLE 10. Standard Metropolitan Statistical Areas: 1958

[Data are based on 1964 SMSA definitions]

| SIC code | Kind of business | Establishments | | Sales | |
|------------------|---|-------------------|--------------------------|--|--|
| | | Total (number) | With payroll (number) | Total, all establishments (\$1,000) | Establishments with payroll (\$1,000) |
| ALBUQUERQUE SMSA | | | | | |
| | RETAIL TRADE, TOTAL | 2 051 | 1 417 | 308 639 | 296 361 |
| 52 | LUMBER, BLDG MATLS, HDWE, FARM EQUIP. DEALERS | 89 | 63 | 19 949 | 19 335 |
| 53 PART* | GENERAL MERCHANDISE GROUP STORES* | 85 | 49 | 33 363 | 32 537 |
| 54 | FOOD STORES | 273 | 147 | 67 066 | 63 908 |
| 55 EX.554 | AUTOMOTIVE DEALERS. | 146 | 104 | 62 357 | 61 105 |
| 55PT(554) | GASOLINE SERVICE STATIONS | 322 | 270 | 23 555 | 22 213 |
| 56 | APPAREL, ACCESSORY STORES | 124 | 112 | 18 352 | 18 212 |
| 57 | FURNITURE, HOME FURNISHINGS, EQUIPMENT STORES | 143 | 97 | 21 469 | 20 701 |
| 58 | EATING, DRINKING PLACES | 374 | 292 | 21 764 | 20 618 |
| 59PT(591) | DRUG STORES, PROPRIETARY STORES | 72 | 66 | 12 124 | 12 010 |
| 59 EX.591 | OTHER RETAIL STORES | 335 | 203 | 24 300 | (0) |
| 53 PART* | NONSTORE RETAILERS* | 88 | 14 | 4 340 | (0) |

Standard Notes: - Represents zero. (D) Withheld to avoid disclosure. (NA) Not available. (X) Not applicable.
*Nonstore retailers, part of SIC major group 53, are shown separately in this table.

TABLE 11. Counties with 500 Establishments or More: 1958

| SIC code | Kind of business | Establishments | | Sales | | Establishments | | Sales | |
|-------------|---|-------------------|--------------------------|--|--|-------------------|--------------------------|--|--|
| | | Total (number) | With payroll (number) | Total, all establishments (\$1,000) | Establishments with payroll (\$1,000) | Total (number) | With payroll (number) | Total, all establishments (\$1,000) | Establishments with payroll (\$1,000) |
| EDDY COUNTY | | | | | | LEA COUNTY | | | |
| | RETAIL TRADE, TOTAL | 510 | 372 | 54 965 | 51 993 | 566 | 458 | 65 234 | 62 856 |
| 52 | LUMBER, BLDG MATLS, HDWE, FARM EQUIP. DEALERS | 34 | 30 | 5 340 | 5 266 | 48 | 38 | 5 363 | 5 247 |
| 53 PART * | GENERAL MERCHANDISE GROUP STORES* | 21 | 17 | 5 917 | 5 867 | 20 | 20 | 2 863 | 2 863 |
| 54 | FOOD STORES | 81 | 49 | 14 173 | 13 225 | 64 | 46 | 17 771 | 17 257 |
| 55 EX.554 | AUTOMOTIVE DEALERS. | 33 | 27 | 9 502 | 9 098 | 45 | 35 | 13 246 | 12 898 |
| 55PT(554) | GASOLINE SERVICE STATIONS | 83 | 63 | 4 554 | 4 126 | 102 | 90 | 6 446 | 6 140 |
| 56 | APPAREL, ACCESSORY STORES | 32 | 28 | 2 684 | 2 640 | 38 | 34 | 3 559 | 3 519 |
| 57 | FURNITURE, HOME FURNISHINGS, EQUIPMENT STORES | 31 | 21 | 2 282 | 2 046 | 38 | 28 | 2 553 | 2 251 |
| 58 | EATING, DRINKING PLACES | 84 | 66 | 2 863 | 2 681 | 102 | 92 | 4 892 | 4 732 |
| 59PT(591) | DRUG STORES, PROPRIETARY STORES | 15 | 13 | 2 165 | (0) | 16 | 16 | 1 896 | 1 896 |
| 59 EX.591 | OTHER RETAIL STORES | 77 | 55 | 4 627 | 4 339 | 79 | 55 | 6 123 | 5 683 |
| 53 PART * | NONSTORE RETAILERS* | 19 | 3 | 858 | (0) | 14 | 4 | 522 | 370 |


Standard Notes: - Represents zero. (D) Withheld to avoid disclosure. (NA) Not available. (X) Not applicable.
*Nonstore retailers, part of SIC major group 53, are shown separately in this table.

BERNALILLO COUNTY coextensive with Albuquerque SMSA, see Table 10.

TABLE 12. Cities with 500 Establishments or More: 1958

| SIC code | Kind of business | Establishments | | Sales | |
|-------------|---|-------------------|-----------------------------|--|--|
| | | Total (number) | With payroll (number) | Total, all establish- ments (\$1,000) | Establish- ments with payroll (\$1,000) |
| ALBUQUERQUE | | | | | |
| | RETAIL TRADE, TOTAL | 1 845 | 1 311 | 294 039 | 283 813 |
| 52 | LUMBER, BLDG MATLS, HOME, FARM EQUIP. DEALERS | 76 | 54 | 18 500 | 17 944 |
| 53 PART* | GENERAL MERCHANDISE GROUP STORES* | 68 | 44 | 32 077 | 31 627 |
| 54 | FOOD STORES | 232 | 136 | 61 774 | 59 392 |
| 55 EX-554 | AUTOMOTIVE DEALERS | 139 | 101 | 62 076 | 60 860 |
| 55PT(554) | GASOLINE SERVICE STATIONS | 283 | 243 | 21 459 | 20 339 |
| 56 | APPAREL, ACCESSORY STORES | 123 | 111 | (0) | (0) |
| 57 | FURNITURE, HOME FURNISHINGS, EQUIPMENT STORES | 131 | 91 | 21 160 | 20 446 |
| 58 | EATING, DRINKING PLACES | 344 | 270 | 20 132 | 19 116 |
| 59PT(591) | DRUG STORES, PROPRIETARY STORES | 68 | 62 | 11 595 | 11 481 |
| 59 EX-591 | OTHER RETAIL STORES | 299 | 185 | 22 898 | 21 056 |
| 53 PART* | NONSTORE RETAILERS* | 82 | 14 | (0) | (0) |

Standard Notes: - Represents zero. (D) Withheld to avoid disclosure. (NA) Not available. (X) Not applicable.
 *Nonstore retailers, part of SIC major group 53, are shown separately in this table.




New York

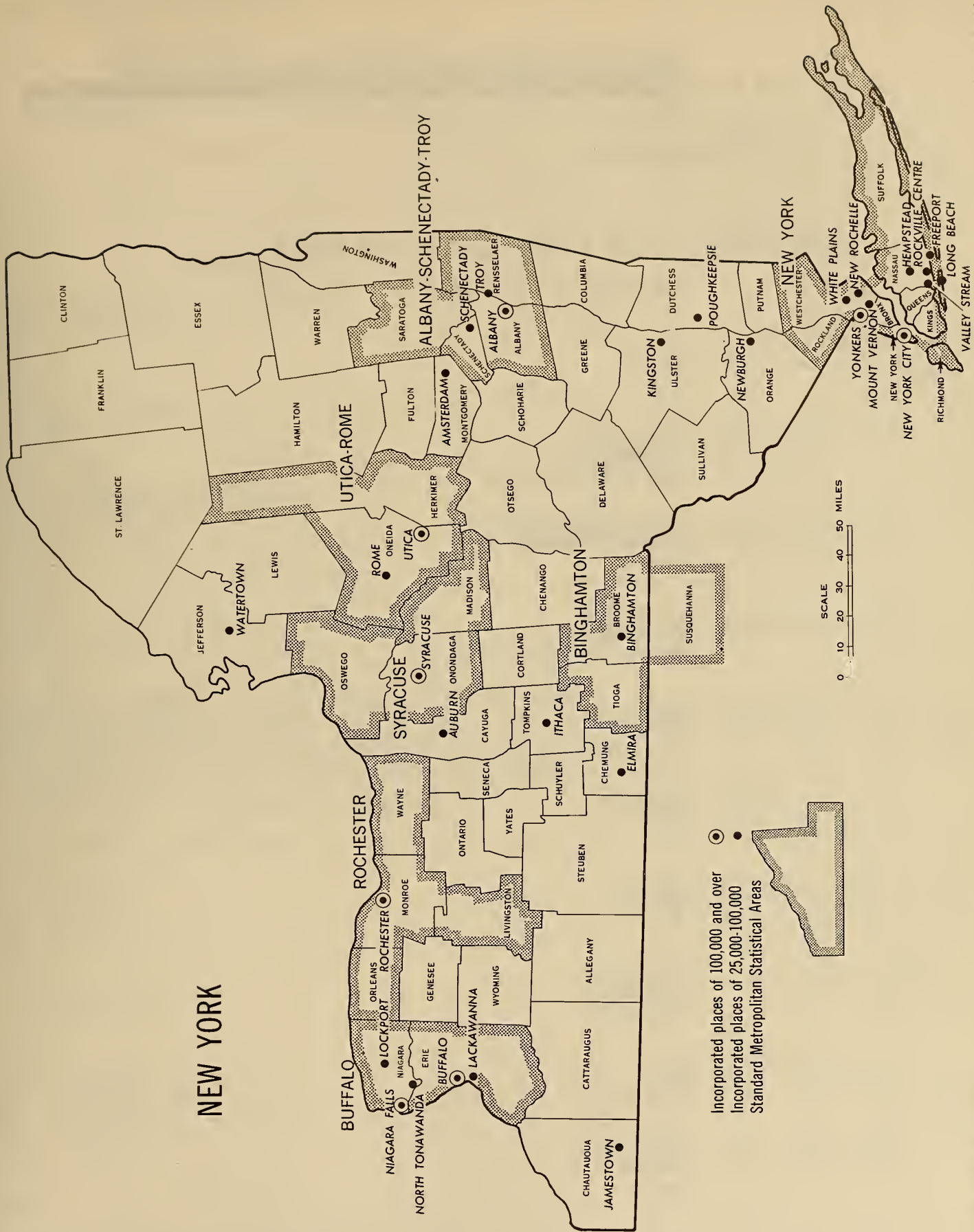
CONTENTS

[Page numbers listed here omit the State prefix, 34-, which appears as part of number for each page.]

| | page |
|---|----------|
| State Map | 3 |
| Chart on Retail Sales: 1958 and 1963 | 4 |
| TABLE 1 The State: 1963 and 1958 | 5 |
| 2 The State: 1963 | 6 |
| 3 Counties; Cities of 2,500 Inhabitants or More: 1963 | 8 |
| 4 Standard Metropolitan Statistical Areas: 1963 | 18 |
| 5 Counties With 500 Establishments or More: 1963 | 34 |
| 6 Cities With 500 Establishments or More: 1963 | 91 |
| 7 In-Plant Food Contractors: 1963 | 112 |
| 8 Commissaries, Exchanges, and Eating and Drinking Places Operated for Military Personnel by the U.S. Department of Defense: 1963 | 113 |
| 9 Counties; Cities of 2,500 Inhabitants or More: 1958 | 114 |
| 10 Standard Metropolitan Statistical Areas: 1958 | 117 |
| 11 Counties With 500 Establishments or More: 1958 | 118 |
| 12 Cities With 500 Establishments or More: 1958 | 124 |



NEW YORK



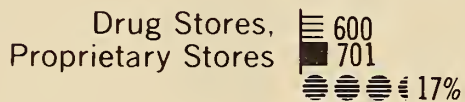
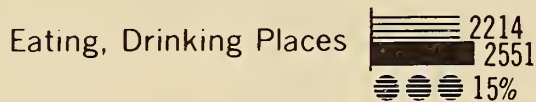
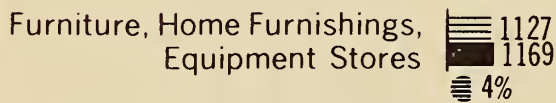

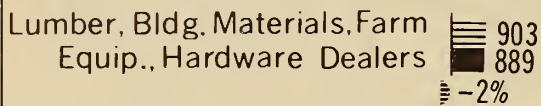
BUREAU OF THE CENSUS

U. S. DEPARTMENT OF COMMERCE



EACH SYMBOL = 5% CHANGE
 15%

NEW YORK Retail Trade: 1958 and 1963 SALES IN MILLIONS OF DOLLARS



1958 1963

1963 CENSUS OF BUSINESS, U. S. Department of Commerce, Bureau of the Census

TABLE 1. The State: 1963 and 1958

| SIC code | Kind of business | 1963 | | | | 1958 | | | |
|-----------|---|-------------------|--------------------------|--|--|-------------------|--------------------------|--|--|
| | | Establishments | | Sales | | Establishments | | Sales | |
| | | Total (number) | With payroll (number) | Total, all establishments (\$1,000) | Establishments with payroll (\$1,000) | Total (number) | With payroll (number) | Total, all establishments (\$1,000) | Establishments with payroll (\$1,000) |
| | RETAIL TRADE, TOTAL | 164 480 | 114 414 | 23 977 310 | 22 693 165 | 183 173 | 119 273 | 20 793 319 | 19 336 031 |
| | LUMBER, BUILDING MATERIALS, HARDWARE, FARM EQUIPMENT DEALERS | | | | | | | | |
| 52 | TOTAL | 6 630 | 4 916 | 889 140 | 848 962 | 7 943 | 5 283 | 902 852 | 849 390 |
| 521 | LUMBER AND OTHER BUILDING MATERIALS DEALERS | 1 951 | 1 643 | 459 207 | 452 009 | 2 345 | 1 749 | 461 884 | 451 120 |
| 522-524 | HEATING, PLUMBING, PAINT, ELECTRICAL STORES | 1 692 | 1 198 | 161 075 | 149 979 | 1 967 | 1 201 | 141 633 | 127 687 |
| 5251 | HARDWARE STORES | 2 409 | 1 605 | 177 456 | 157 804 | 2 886 | 1 822 | 205 195 | 181 305 |
| 5252 | FARM EQUIPMENT DEALERS | 578 | 470 | 91 402 | 89 170 | 745 | 511 | 94 140 | 89 278 |
| | GENERAL MERCHANDISE GROUP STORES* | | | | | | | | |
| 53 PART* | TOTAL | 4 502 | 3 410 | 3 078 811 | 3 057 457 | 6 682 | 3 280 | 2 222 032 | 2 155 536 |
| 531 | DEPARTMENT STORES | 281 | 281 | 2 292 977 | 2 292 977 | 208 | 208 | 1 527 663 | 1 527 663 |
| 533 | LIMITED PRICE VARIETY STORES | 1 518 | 1 276 | 418 157 | 412 641 | 1 521 | 1 249 | 368 113 | 363 425 |
| 539 | MISCELLANEOUS GENERAL MERCHANDISE STORES | 2 703 | 1 853 | 367 677 | 351 839 | 4 953 | 1 823 | 326 256 | 264 448 |
| | FOOD STORES | | | | | | | | |
| 54 | TOTAL | 35 817 | 21 127 | 6 085 713 | 5 578 625 | 42 805 | 23 479 | 5 512 507 | 4 942 845 |
| 541 | GROCERY STORES, INCLUDING DELICATESSENS | 20 154 | 11 936 | 4 999 457 | 4 675 651 | 22 535 | 12 667 | 4 264 489 | 3 930 599 |
| 542 | MEAT MARKETS, FISH (SEAFOOD) MARKETS | 6 102 | 3 928 | 517 373 | 440 257 | (1) | (1) | (1) | (1) |
| 543 | FRUIT STORES, VEGETABLE MARKETS | 1 816 | 776 | 92 308 | 66 426 | 2 754 | 1 050 | 113 173 | 79 307 |
| 544 | CANDY, NUT, CONFECTIONERY STORES | 3 352 | 1 210 | 126 663 | 72 135 | 4 303 | 1 113 | 144 635 | 72 741 |
| 545-549 | OTHER FOOD STORES | 4 393 | 3 277 | 349 912 | 324 156 | 5 117 | 3 361 | 312 925 | 271 837 |
| | AUTOMOTIVE DEALERS | | | | | | | | |
| 55 EX-554 | TOTAL | 5 603 | 4 357 | 3 190 542 | 3 154 686 | 5 819 | 4 465 | 2 385 639 | 2 349 363 |
| | GASOLINE SERVICE STATIONS | | | | | | | | |
| 55PT(554) | TOTAL | 12 010 | 9 146 | 1 135 182 | 1 030 380 | 12 484 | 9 136 | 946 086 | 844 400 |
| | APPAREL, ACCESSORY STORES | | | | | | | | |
| 56 | TOTAL | 16 271 | 12 105 | 2 029 873 | 1 944 950 | 17 205 | 12 899 | 1 981 640 | 1 899 162 |
| 561-567 | MEN'S, BOYS' APPAREL STORES, CUSTOM TAILORS | 3 478 | 2 746 | 497 293 | 480 449 | 3 908 | 3 088 | 465 713 | 448 903 |
| 562-3,568 | WOMEN'S CLOTHING, SPECIALTY STORES | 7 072 | 5 350 | 958 689 | 927 896 | 7 448 | 5 492 | 863 815 | 829 519 |
| 562 | WOMEN'S READY-TO-WEAR STORES | 3 694 | 2 966 | 715 347 | 701 456 | ** | 3 098 | ** | 634 581 |
| 563-568 | WOMEN'S ACCESSORY, SPECIALTY STORES, FURRIERS | 3 378 | 2 384 | 243 342 | 226 440 | ** | 2 394 | ** | 194 938 |
| 565 | FAMILY CLOTHING STORES | 1 651 | 685 | 162 851 | 143 651 | ** | 861 | ** | 243 572 |
| 566 | SHOE STORES | 3 122 | 2 622 | 334 175 | 321 645 | 3 338 | 2 582 | 317 411 | 301 027 |
| 564-569 | OTHER APPAREL, ACCESSORY STORES | 948 | 702 | 76 865 | 71 309 | 1 290 | 876 | 84 059 | 76 141 |
| | FURNITURE, HOME FURNISHINGS, EQUIPMENT STORES | | | | | | | | |
| 57 | TOTAL | 9 297 | 6 617 | 1 168 731 | 1 114 299 | 10 501 | 7 221 | 1 126 600 | 1 064 598 |
| 571 | FURNITURE, HOME FURNISHINGS STORES | 6 215 | 4 349 | 769 048 | 731 304 | 6 313 | 4 501 | 656 049 | 621 299 |
| 572-573 | HOUSEHOLD APPLIANCE, RADIO, TELEVISION, MUSIC STORES | 3 082 | 2 268 | 399 683 | 382 995 | 4 188 | 2 720 | 470 551 | 443 299 |
| | EATING, DRINKING PLACES | | | | | | | | |
| 58 | TOTAL | 35 026 | 29 100 | 2 551 122 | 2 445 054 | 36 945 | 29 813 | 2 213 539 | 2 085 519 |
| 5812 | EATING PLACES | 23 614 | 18 456 | 1 980 753 | 1 891 025 | 24 590 | 18 494 | 1 648 223 | 1 542 541 |
| 5813 | DRINKING PLACES (ALCOHOLIC BEVERAGES) | 11 412 | 10 644 | 570 369 | 554 029 | 12 355 | 11 319 | 565 316 | 542 978 |
| | DRUG STORES, PROPRIETARY STORES | | | | | | | | |
| 59PT(591) | TOTAL | 5 525 | 4 997 | 700 766 | 682 916 | 5 948 | 5 136 | 600 271 | 576 503 |
| 591 | DRUG STORES | 5 339 | 4 845 | 684 458 | 667 280 | 5 821 | 5 041 | 591 115 | 567 897 |
| | PROPRIETARY STORES | 186 | 152 | 16 308 | 15 636 | 127 | 95 | 9 156 | 8 606 |
| | OTHER RETAIL STORES | | | | | | | | |
| 59 EX-591 | TOTAL | 26 292 | 16 570 | 2 521 379 | 2 295 711 | 27 985 | 16 271 | 2 322 511 | 2 083 323 |
| 592 | LIQUOR STORES | 4 176 | 3 490 | 557 392 | 511 724 | 4 151 | 3 357 | 451 434 | 410 872 |
| 593 | ANTIQUES STORES, SECONOHANO STORES | 2 200 | 972 | 97 494 | 82 094 | 2 266 | 966 | 81 550 | 65 902 |
| 594 | BOOK, STATIONERY STORES | 1 923 | 1 271 | 160 109 | 141 281 | 2 219 | 1 301 | 147 088 | 124 220 |
| 595 | SPORTING GOODS STORES, BICYCLE SHOPS | 1 138 | 616 | 80 249 | 70 847 | 1 098 | 522 | 63 742 | 53 410 |
| 596 | FARM, GARDEN SUPPLY STORES, INCLUDING FEEO STORES | 1 105 | 913 | 272 451 | 267 833 | 1 131 | 929 | 242 894 | 237 026 |
| 597 | JEWELRY STORES | 2 178 | 1 240 | 157 712 | 140 390 | 2 427 | 1 339 | 156 472 | 138 052 |
| 598 | FUEL, ICE DEALERS | 2 809 | 2 009 | 577 776 | 554 742 | 3 309 | 2 123 | 623 078 | 595 944 |
| 599 | OTHER STORES | 10 763 | 6 059 | 618 196 | 526 800 | 11 384 | 5 734 | 556 253 | 457 897 |
| | NONSTORE RETAILERS* | | | | | | | | |
| 53 PART* | TOTAL | 7 507 | 2 069 | 626 051 | 540 125 | 8 856 | 2 290 | 579 642 | 485 392 |

Standard Notes: - Represents zero. (D) Withheld to avoid disclosure. (NA) Not available. (X) Not applicable. * Revised.
 *Nonstore retailers, part of SIC major group 53, are shown separately in this table.
 †Data not provided because establishments with no payroll are classified only at the next broader kind-of-business level.
 ‡Comparable data not available because of change in kind-of-business definition.

TABLE 2. The State: 1963

| SIC code | Kind of business | Establishments | | Sales | | Payroll, entire year (\$1,000) | Payroll, workweek ended nearest Nov. 15 (dollars) | Paid employees, workweek ended nearest Nov. 15 (number) | Active proprietors of unincorporated businesses (number) |
|------------|--|----------------|-----------------------|-------------------------------------|---------------------------------------|--------------------------------|---|---|--|
| | | Total (number) | With payroll (number) | Total, all establishments (\$1,000) | Establishments with payroll (\$1,000) | | | | |
| | RETAIL TRADE, TOTAL | 164 480 | 114 414 | 23 977 310 | 22 693 165 | 2 993 920 | 60 501 232 | 858 723 | 135 449 |
| | LUMBER, BUILDING MATERIALS, HARDWARE, FARM EQUIPMENT DEALERS | | | | | | | | |
| | TOTAL | 6 630 | 4 916 | 889 140 | 848 962 | 115 469 | 2 240 379 | 24 494 | 4 673 |
| 52 | LUMBER YARDS | 1 113 | 1 059 | 348 732 | 346 972 | 44 768 | 853 557 | 8 544 | 436 |
| | BUILDING MATERIALS DEALERS | 838 | 584 | 110 475 | 105 037 | 15 986 | 319 268 | 3 318 | 527 |
| 522 | HEATING, PLUMBING EQUIPMENT DEALERS | 356 | 248 | 38 372 | 36 568 | 6 685 | 127 651 | 1 285 | 256 |
| 523 | PAINT, GLASS, WALLPAPER STORES | 1 181 | 853 | 102 191 | 94 519 | 13 745 | 278 324 | 3 118 | 808 |
| 524 | ELECTRICAL SUPPLY STORES | 155 | 97 | 20 512 | 18 892 | 2 274 | 44 345 | 480 | 89 |
| 5251 | HARDWARE STORES | 2 409 | 1 605 | 177 456 | 157 804 | 22 988 | 443 573 | 5 625 | 2 056 |
| 5252 | FARM EQUIPMENT DEALERS | 578 | 470 | 91 402 | 89 170 | 9 023 | 173 661 | 2 124 | 501 |
| | GENERAL MERCHANDISE GROUP STORES* | | | | | | | | |
| | TOTAL | 4 502 | 3 410 | 3 078 811 | 3 057 457 | 455 446 | 9 671 680 | 155 207 | 3 004 |
| 53 PART* | DEPARTMENT STORES | 281 | 281 | 2 292 977 | 2 292 977 | 343 856 | 7 506 303 | 114 480 | 7 |
| 533 | LIMITED PRICE VARIETY STORES | 1 518 | 1 276 | 418 157 | 412 641 | 70 068 | 1 282 802 | 27 846 | 797 |
| 539 | GENERAL MERCHANDISE STORES | 1 695 | 1 233 | 304 546 | 294 450 | 33 691 | 718 531 | 10 567 | 1 293 |
| | DRY GOODS STORES | 706 | 474 | 52 603 | 48 729 | 6 634 | 135 756 | 1 812 | 604 |
| | SEWING, NEEDLEWORK STORES | 302 | 146 | 10 528 | 8 660 | 1 197 | 28 288 | 502 | 303 |
| | FOOD STORES | | | | | | | | |
| | TOTAL | 35 817 | 21 127 | 6 085 713 | 5 578 625 | 499 237 | 9 937 674 | 137 985 | 32 579 |
| 541 | GROCERY STORES, INCLUDING DELICATESSENS | 20 154 | 11 936 | 4 999 457 | 4 675 651 | 374 244 | 7 358 701 | 100 872 | 17 830 |
| 542 | MEAT MARKETS | 5 296 | 3 462 | 473 481 | 404 677 | 37 732 | 767 847 | 9 440 | 5 505 |
| | FISH (SEAFOOD) MARKETS | 806 | 466 | 43 892 | 35 580 | 3 503 | 71 262 | 1 146 | 861 |
| 543 | FRUIT STORES, VEGETABLE MARKETS | 1 816 | 776 | 92 308 | 66 426 | 6 462 | 134 937 | 2 030 | 1 926 |
| 544 | CANOE, NUT, CONFECTIONERY STORES | 3 352 | 1 210 | 126 663 | 72 135 | 9 055 | 183 011 | 3 856 | 2 941 |
| 545 | DAIRY PRODUCTS STORES | 733 | 495 | 82 967 | 75 303 | 9 464 | 191 066 | 2 562 | 540 |
| 546 | RETAIL BAKERIES | 2 813 | 2 379 | 222 943 | 212 679 | 54 270 | 1 146 823 | 16 766 | 2 163 |
| 5462 | RETAIL BAKERIES, MANUFACTURING | 2 157 | 1 939 | 168 477 | 163 605 | 47 069 | 998 696 | 14 382 | 1 763 |
| 5463 | RETAIL BAKERIES, NONMANUFACTURING | 656 | 440 | 54 466 | 49 074 | 7 201 | 148 127 | 2 384 | 400 |
| 549 | EGG AND POULTRY DEALERS | 448 | 230 | 25 620 | 21 032 | 2 105 | 41 193 | 637 | 425 |
| | OTHER | 399 | 173 | 18 382 | 15 142 | 2 402 | 42 834 | 676 | 388 |
| | AUTOMOTIVE DEALERS | | | | | | | | |
| | TOTAL | 5 603 | 4 357 | 3 190 542 | 3 154 686 | 277 260 | 5 232 176 | 49 615 | 3 318 |
| 55 EX. 554 | PASSENGER CAR DEALERS, FRANCHISED | 2 234 | 2 226 | 2 782 082 | 2 781 432 | 234 041 | 4 376 141 | 40 069 | 772 |
| 551 | DOMESTIC CAR DEALERS | 1 809 | 1 807 | 2 389 272 | 2 389 194 | 197 382 | 3 679 260 | 33 759 | 637 |
| | IMPORTED CAR DEALERS | 190 | 188 | 112 106 | 112 014 | 13 449 | 263 850 | 2 387 | 66 |
| | DOMESTIC AND IMPORTED CAR DEALERS | 235 | 231 | 280 704 | 280 224 | 23 210 | 433 031 | 3 923 | 69 |
| 552 | PASSENGER CAR DEALERS, NONFRANCHISED | 1 286 | 614 | 143 135 | 122 659 | 9 993 | 197 619 | 2 173 | 1 116 |
| 553 | TIRE, BATTERY, ACCESSORY DEALERS | 1 148 | 882 | 139 003 | 132 887 | 21 506 | 434 303 | 4 582 | 741 |
| | HOME AND AUTO SUPPLY STORES | 159 | 157 | 33 876 | 33 756 | 3 735 | 73 059 | 1 050 | 92 |
| 559 | MISCELLANEOUS AIRCRAFT, MARINE, AUTOMOTIVE DEALERS | 776 | 478 | 92 446 | 83 952 | 7 985 | 151 054 | 1 741 | 597 |
| | AIRCRAFT, BOAT, MOTORCYCLE DEALERS | 503 | 287 | 47 980 | 42 572 | 4 942 | 91 989 | 1 032 | 399 |
| | HOUSEHOLD TRAILER DEALERS | 215 | 151 | 37 537 | 35 147 | 2 431 | 45 600 | 548 | 158 |
| | OTHER AUTOMOTIVE DEALERS | 58 | 40 | 6 929 | 6 233 | 612 | 13 465 | 161 | 40 |
| | GASOLINE SERVICE STATIONS | | | | | | | | |
| 55PT (554) | TOTAL | 12 010 | 9 146 | 1 135 182 | 1 030 380 | 98 796 | 2 067 459 | 30 599 | 11 886 |
| | APPAREL, ACCESSORY STORES | | | | | | | | |
| | TOTAL | 16 271 | 12 105 | 2 029 873 | 1 944 950 | 302 553 | 6 046 284 | 84 830 | 11 200 |
| 561, 567 | MEN'S, BOYS' APPAREL STORES, CUSTOM TAILORS | 3 478 | 2 746 | 497 293 | 480 449 | 77 723 | 1 561 798 | 17 725 | 2 243 |
| 561 | MEN'S, BOYS' CLOTHING AND FURNISHINGS STORES | 2 881 | 2 447 | 473 102 | 459 036 | 72 077 | 1 439 648 | 16 388 | 1 691 |
| 567 | CUSTOM TAILORS | 597 | 299 | 24 191 | 21 413 | 5 646 | 122 150 | 1 337 | 552 |
| 562-3, 568 | WOMEN'S CLOTHING, SPECIALTY STORES | 7 072 | 5 350 | 958 689 | 927 896 | 147 767 | 2 950 903 | 45 957 | 5 178 |
| 562 | WOMEN'S READY-TO-WEAR STORES | 3 694 | 2 966 | 715 347 | 701 456 | 116 178 | 2 284 198 | 35 882 | 2 575 |
| 563, 568 | WOMEN'S ACCESSORY, SPECIALTY STORES, FURRIERS | 3 378 | 2 384 | 243 342 | 226 440 | 31 589 | 666 705 | 10 075 | 2 603 |
| 563 | MILLINERY STORES | 534 | 360 | 17 834 | 15 906 | 2 760 | 58 633 | 1 114 | 399 |
| | CORSET, LINGERIE STORES | 546 | 404 | 34 193 | 32 143 | 4 520 | 89 036 | 1 395 | 423 |
| | HOSIERY STORES | 258 | 172 | 13 846 | 11 814 | 1 569 | 31 833 | 496 | 197 |
| | APPAREL, ACCESSORY, OTHER SPECIALTY STORES | 1 379 | 1 135 | 137 731 | 132 763 | 16 938 | 355 501 | 5 724 | 1 012 |
| 568 | FURRIERS, FUR SHOPS | 661 | 313 | 39 738 | 33 814 | 5 802 | 131 702 | 1 346 | 572 |
| 565 | FAMILY CLOTHING STORES | 1 651 | 685 | 162 851 | 143 651 | 19 919 | 426 555 | 6 480 | 1 514 |
| 566 | SHOE STORES | 3 122 | 2 622 | 334 175 | 321 645 | 48 230 | 923 704 | 11 570 | 1 472 |
| | MEN'S SHOE STORES | 450 | 436 | 52 772 | 52 290 | 7 465 | 135 193 | 1 424 | 81 |
| | WOMEN'S SHOE STORES | 633 | 625 | 103 226 | 103 030 | 16 860 | 327 957 | 3 720 | 165 |
| | CHILDREN'S, JUVENILES' SHOE STORES | 157 | 145 | 12 311 | 11 917 | 1 897 | 36 338 | 408 | 86 |
| | FAMILY SHOE STORES | 1 882 | 1 416 | 165 866 | 154 408 | 22 008 | 424 216 | 6 018 | 1 140 |
| 564 | CHILDREN'S, INFANTS' WEAR STORES | 808 | 670 | 68 337 | 64 955 | 7 878 | 161 947 | 2 814 | 648 |
| 569 | MISCELLANEOUS APPAREL, ACCESSORY STORES | 140 | 32 | 8 528 | 6 354 | 1 036 | 21 377 | 284 | 145 |

Standard Notes: - Represents zero. (D) Withheld to avoid disclosure. (NA) Not available. (X) Not applicable.
 *Nonstore retailers, part of SIC major group 53, are shown separately in this table.

TABLE 2. The State: 1963-Continued

| SIC code | Kind of business | Establishments | | Sales | | Payroll, entire year (\$1,000) | Payroll, workweek ended nearest Nov. 15 (dollars) | Paid employees, workweek ended nearest Nov. 15 (number) | Active proprietors of unincorporated businesses (number) |
|---|---|----------------|-----------------------|-------------------------------------|---------------------------------------|--------------------------------|---|---|--|
| | | Total (number) | With payroll (number) | Total, all establishments (\$1,000) | Establishments with payroll (\$1,000) | | | | |
| FURNITURE, HOME FURNISHINGS, EQUIPMENT STORES | | | | | | | | | |
| 57 | TOTAL | 9 297 | 6 617 | 1 168 731 | 1 114 299 | 164 498 | 3 209 077 | 34 201 | 6 305 |
| 571 | FURNITURE, HOME FURNISHINGS STORES | 6 215 | 4 349 | 769 048 | 731 304 | 116 688 | 2 280 742 | 23 944 | 4 248 |
| 5712 | FURNITURE STORES | 3 472 | 2 400 | 512 669 | 489 203 | 76 052 | 1 439 320 | 14 874 | 2 174 |
| 5713 | FLOOR COVERING STORES | 1 127 | 873 | 140 825 | 135 597 | 22 819 | 473 644 | 4 369 | 767 |
| 5714 | DRAPERY, CURTAIN, UPHOLSTERY STORES | 717 | 579 | 46 948 | 44 768 | 8 065 | 165 884 | 2 111 | 560 |
| 5715 | CHINA, GLASSWARE, METALWARE STORES | 285 | 193 | 36 408 | 35 318 | 4 908 | 99 244 | 1 351 | 214 |
| 5719 | MISCELLANEOUS HOME FURNISHINGS STORES | 614 | 304 | 32 198 | 26 418 | 4 844 | 102 650 | 1 239 | 533 |
| 572 | HOUSEHOLD APPLIANCE STORES | 1 563 | 1 151 | 233 029 | 224 149 | 26 109 | 500 303 | 5 574 | 990 |
| 5732 | RADIO, TELEVISION STORES | 824 | 694 | 100 745 | 98 247 | 12 554 | 249 217 | 2 671 | 552 |
| 5733 | MUSIC STORES | 695 | 423 | 65 909 | 60 599 | 9 147 | 178 815 | 2 012 | 515 |
| | RECORD SHOPS | 295 | 179 | 25 699 | 23 825 | 3 065 | 65 730 | 758 | 207 |
| | MUSICAL INSTRUMENT STORES | 400 | 244 | 40 210 | 36 774 | 6 082 | 113 085 | 1 254 | 308 |
| EATING, DRINKING PLACES | | | | | | | | | |
| 58 | TOTAL | 35 026 | 29 100 | 2 551 122 | 2 445 054 | 601 690 | 12 500 049 | 227 582 | 29 938 |
| 5812 | EATING PLACES | 23 614 | 18 456 | 1 980 753 | 1 891 025 | 496 283 | 10 325 204 | 190 204 | 19 690 |
| | RESTAURANTS, LUNCHROOMS | 16 419 | 13 341 | 1 437 640 | 1 381 326 | 365 358 | 7 634 921 | 141 305 | 13 804 |
| | CAFETERIAS | 848 | 832 | 142 618 | 142 204 | 44 804 | 898 149 | 15 570 | 273 |
| | REFRESHMENT PLACES | 5 235 | 3 311 | 247 553 | 216 773 | 42 206 | 861 763 | 17 791 | 4 932 |
| | CATERERS | 1 112 | 972 | 152 942 | 150 722 | 43 915 | 930 371 | 15 538 | 681 |
| 5813 | DRINKING PLACES (ALCOHOLIC BEVERAGES) | 11 412 | 10 644 | 570 369 | 554 029 | 105 407 | 2 174 845 | 37 378 | 10 248 |
| DRUG STORES, PROPRIETARY STORES | | | | | | | | | |
| 59PT(591) | TOTAL | 5 525 | 4 997 | 700 766 | 682 916 | 96 998 | 1 910 086 | 25 425 | 4 115 |
| 591 | DRUG STORES | 5 339 | 4 845 | 684 458 | 667 280 | 95 155 | 1 872 048 | 24 865 | 3 976 |
| | PROPRIETARY STORES | 186 | 152 | 16 308 | 15 636 | 1 843 | 38 038 | 560 | 139 |
| OTHER RETAIL STORES | | | | | | | | | |
| 59 Ex. 591 | TOTAL | 26 292 | 16 570 | 2 521 379 | 2 295 711 | 292 383 | 5 725 307 | 66 852 | 21 850 |
| 592 | LIQUOR STORES | 4 176 | 3 490 | 557 392 | 511 724 | 42 316 | 804 395 | 9 901 | 3 771 |
| 593 | ANTIQUES STORES, SECONOHANO STORES | 2 200 | 972 | 97 494 | 82 094 | 14 055 | 278 526 | 3 561 | 1 913 |
| 5932 | ANTIQUARIAN STORES | 786 | 198 | 33 123 | 25 595 | 4 094 | 73 047 | 723 | 772 |
| 5933 | SECONOHANO STORES | 1 414 | 774 | 64 371 | 56 499 | 9 961 | 205 479 | 2 838 | 1 141 |
| 594 | BOOK, STATIONERY STORES | 1 923 | 1 271 | 160 109 | 141 281 | 21 126 | 418 168 | 5 701 | 1 485 |
| 5942 | BOOK STORES | 489 | 333 | 47 122 | 44 228 | 6 245 | 126 950 | 1 761 | 343 |
| 5943 | STATIONERY STORES | 1 434 | 938 | 112 987 | 97 053 | 14 881 | 291 218 | 3 940 | 1 142 |
| 595 | SPORTING GOODS STORES, BICYCLE SHOPS | 1 138 | 616 | 80 249 | 70 847 | 10 511 | 199 238 | 2 444 | 965 |
| 5952 | SPORTING GOODS STORES | 978 | 534 | 74 483 | 66 203 | 9 946 | 187 161 | 2 279 | 814 |
| 5953 | BICYCLE SHOPS | 160 | 82 | 5 766 | 4 644 | 565 | 12 077 | 165 | 151 |
| 5962 | HAY, GRAIN, FEED STORES | 655 | 583 | 193 042 | 189 902 | 13 756 | 255 420 | 3 021 | 415 |
| 5969 | OTHER FARM SUPPLY STORES | 157 | 133 | 51 867 | 51 487 | 3 977 | 88 434 | 1 086 | 65 |
| | GARDEN SUPPLY STORES | 293 | 197 | 27 542 | 26 444 | 4 211 | 70 840 | 937 | 238 |
| 597 | JEWELRY STORES | 2 178 | 1 240 | 157 712 | 140 390 | 23 356 | 458 682 | 5 288 | 1 753 |
| 598 | FUEL, ICE DEALERS | 2 809 | 2 009 | 577 776 | 554 742 | 76 675 | 1 515 453 | 13 491 | 1 983 |
| 5982 | COAL AND WOOD DEALERS | 384 | 280 | 55 194 | 53 678 | 6 679 | 135 246 | 1 547 | 306 |
| | ICE DEALERS | 181 | 29 | 2 219 | 681 | 121 | 3 170 | 46 | 175 |
| 5983 | FUEL OIL DEALERS | 1 970 | 1 490 | 482 665 | 463 755 | 62 478 | 1 228 959 | 10 415 | 1 332 |
| 5984 | BOTTLE GAS DEALERS | 274 | 210 | 37 698 | 36 628 | 7 397 | 148 078 | 1 483 | 170 |
| 5992 | FLORISTS | 1 869 | 1 171 | 86 037 | 73 827 | 15 692 | 300 172 | 4 182 | 1 738 |
| 5993 | CIGAR STORES, STANDS | 1 196 | 704 | 83 939 | 67 401 | 6 433 | 127 424 | 1 930 | 1 055 |
| 5994 | NEWS DEALERS, NEWSSTANDS | 1 377 | 579 | 59 584 | 43 156 | 4 637 | 96 799 | 1 678 | 1 220 |
| 5996 | CAMERA, PHOTOGRAPHIC SUPPLY STORES | 403 | 341 | 58 077 | 56 601 | 6 761 | 135 120 | 1 520 | 226 |
| 5997 | GIFT, NOVELTY, SOUVENIR SHOPS | 1 598 | 774 | 61 969 | 50 005 | 7 041 | 152 911 | 2 558 | 1 420 |
| 5998 | OPTICAL GOODS STORES | 1 274 | 926 | 68 894 | 63 096 | 15 506 | 295 028 | 2 903 | 1 040 |
| 5999 | TYPEWRITER STORES | 102 | 80 | 7 762 | 7 420 | 1 615 | 30 845 | 361 | 72 |
| | LUGGAGE, LEATHER GOODS STORES | 211 | 145 | 19 942 | 18 380 | 2 826 | 51 467 | 629 | 143 |
| | HOBBY, TOY, GAME SHOPS | 489 | 291 | 39 190 | 35 176 | 4 782 | 105 464 | 1 620 | 409 |
| | RELIGIOUS GOODS STORES | 166 | 64 | 6 351 | 5 189 | 831 | 15 562 | 238 | 151 |
| | PET SHOPS | 321 | 109 | 10 328 | 7 508 | 1 096 | 27 124 | 425 | 281 |
| | OTHER | 1 757 | 875 | 116 123 | 99 041 | 15 180 | 298 235 | 3 378 | 1 507 |
| NONSTORE RETAILERS* | | | | | | | | | |
| 53 PART* | TOTAL | 7 507 | 2 069 | 626 051 | 540 125 | 89 590 | 1 961 061 | 21 933 | 6 581 |
| 532 | MAIL-ORDER HOUSES | 638 | 386 | 156 317 | 152 521 | 21 155 | 436 691 | 5 782 | 415 |
| 534 | MERCHANDISE VENDING MACHINE OPERATORS | 885 | 495 | 147 368 | 137 942 | 16 974 | 344 418 | 3 789 | 618 |
| 535 | DIRECT SELLING (HOUSE-TO-HOUSE) ORGANIZATIONS | 5 984 | 1 188 | 322 366 | 249 662 | 51 461 | 1 179 952 | 12 362 | 5 548 |

Standard Notes: - Represents zero. (D) Withheld to avoid disclosure. (NA) Not available. (X) Not applicable.
 *Nonstore retailers, part of SIC major group 53, are shown separately in this table.

TABLE 3. Counties; Cities of 2,500

Table with columns: Line number, County and city, Total (Establishments, Sales, Payroll, etc.), and Kind of business group (Lumber, building, etc.; General merchandise group stores).

Standard Notes: - Represents zero. (D) Withheld to avoid disclosure. (NA) Not available. (X) Not applicable. r Revised.

*Nonstore retailers, part of SIC major group 53, are shown separately in this table.

1 Gowanda is in Cattaraugus and Erie Counties.

Inhabitants or More: 1963

| Kind-of-business group - continued | | | | | | | | | | | | | | | | | | Line number |
|------------------------------------|-----------|--------------------|-----------|---------------------------|-----------|---------------------------|-----------|---|-----------|-------------------------|-----------|---------------------------------|-----------|---------------------|-----------|----------------------|-----------|-------------|
| Food stores | | Automotive dealers | | Gasoline service stations | | Apparel, accessory stores | | Furniture, home furnishings, equipment stores | | Eating, drinking places | | Drug stores, proprietary stores | | Other retail stores | | Nonstore retailers * | | |
| Estab-lish-ments | Sales | Estab-lish-ments | Sales | Estab-lish-ments | Sales | Estab-lish-ments | Sales | Estab-lish-ments | Sales | Estab-lish-ments | Sales | Estab-lish-ments | Sales | Estab-lish-ments | Sales | Estab-lish-ments | Sales | |
| (number) | (\$1,000) | (No.) | (\$1,000) | (number) | (\$1,000) | (number) | (\$1,000) | (number) | (\$1,000) | (number) | (\$1,000) | (No.) | (\$1,000) | (number) | (\$1,000) | (number) | (\$1,000) | |
| 35 817 | 6 085 713 | 5 603 | 3 190 542 | 12 010 | 1 135 182 | 16 271 | 2 029 873 | 9 297 | 1 168 731 | 35 026 | 2 551 122 | 5 525 | 700 766 | 26 292 | 2 521 379 | 7 507 | 626 051 | 1 |
| 531 | 105 229 | 126 | 71 091 | 246 | 21 904 | 210 | 36 259 | 140 | 19 178 | 655 | 36 038 | 84 | 10 896 | 469 | 43 729 | 99 | 25 967 | 2 |
| 275 | 49 289 | 45 | 51 816 | 76 | 9 670 | 139 | 26 438 | 70 | 12 020 | 360 | 21 040 | 50 | 6 417 | 259 | 24 816 | 44 | 7 161 | 3 |
| 46 | 6 178 | 6 | 969 | 16 | 1 052 | 9 | 2 167 | 9 | 551 | 41 | 1 663 | 4 | 577 | 26 | 2 629 | 8 | 306 | 4 |
| 7 | 4 046 | 2 | (D) | 7 | 285 | 3 | 57 | 3 | 149 | 9 | 640 | 2 | (D) | 5 | 426 | 7 | 1 441 | 5 |
| 7 | 186 | - | - | 3 | 193 | - | - | 1 | (D) | 4 | 220 | 1 | (D) | 3 | (D) | - | - | 6 |
| 58 | 7 462 | 13 | 936 | 16 | 1 066 | 4 | 136 | 5 | 481 | 43 | 1 685 | 1 | (O) | 18 | 689 | 3 | (D) | 7 |
| 138 | 38 068 | 60 | (D) | 128 | 9 638 | 55 | 7 461 | 52 | (D) | 198 | 10 790 | 26 | 3 425 | 158 | (D) | 37 | (D) | 8 |
| 97 | 11 102 | 35 | 10 903 | 62 | 4 246 | 29 | 1 460 | 26 | 1 126 | 101 | 2 747 | 15 | 1 132 | 82 | 5 731 | 15 | 859 | 9 |
| 5 | 368 | - | - | 2 | (O) | - | - | - | - | 4 | 91 | 1 | (D) | 4 | 269 | - | - | 10 |
| 25 | 4 063 | 10 | 7 234 | 9 | 877 | 13 | 936 | 7 | 441 | 21 | 1 062 | 4 | 428 | 18 | 950 | 6 | 722 | 11 |
| 67 | 6 671 | 25 | 3 669 | 51 | (D) | 16 | 524 | 19 | 685 | 76 | 1 594 | 10 | (O) | 60 | 4 512 | 9 | 137 | 12 |
| 3 425 | 431 933 | 182 | 119 027 | 400 | 49 594 | 1 072 | 99 565 | 603 | 70 849 | 1 815 | 109 158 | 409 | 36 024 | 1 227 | 111 489 | 542 | 30 433 | 13 |
| 342 | 77 229 | 113 | 54 282 | 238 | 17 672 | 114 | 14 162 | 114 | 14 202 | 496 | 22 907 | 49 | 7 645 | 266 | 20 176 | 98 | 15 653 | 14 |
| 147 | 28 069 | 53 | 34 212 | 79 | 6 186 | 58 | 8 445 | 58 | 8 953 | 241 | 11 211 | 17 | 2 491 | 147 | 10 467 | 40 | 11 809 | 15 |
| 45 | 7 929 | 9 | 9 405 | 37 | 2 197 | 26 | 3 532 | 19 | 1 988 | 85 | 3 248 | 13 | 1 374 | 34 | 2 877 | 7 | 61 | 16 |
| 38 | 8 399 | 7 | 790 | 16 | 990 | 11 | 1 134 | 7 | 309 | 40 | 1 358 | 2 | (O) | 12 | 463 | 11 | (D) | 17 |
| 112 | 32 832 | 44 | 9 875 | 106 | 8 299 | 19 | 1 051 | 30 | 2 952 | 130 | 7 090 | 17 | (O) | 73 | 6 369 | 40 | (D) | 18 |
| 149 | 22 435 | 70 | 20 854 | 100 | 6 559 | 68 | 5 053 | 51 | 3 875 | 209 | 7 435 | 27 | 3 065 | 105 | 10 637 | 29 | 1 033 | 19 |
| 5 | 880 | 5 | 1 744 | 2 | (D) | 4 | 486 | 7 | 520 | 10 | 233 | 2 | (O) | 12 | 435 | - | - | 20 |
| 47 | 10 196 | 23 | 9 271 | 28 | 2 042 | 38 | 3 584 | 17 | 1 754 | 64 | 2 120 | 9 | 1 193 | 42 | 2 362 | 11 | 124 | 21 |
| 15 | 4 438 | 8 | 2 597 | 10 | 557 | 11 | 526 | 11 | 795 | 26 | 888 | 4 | (D) | 9 | 662 | 1 | (O) | 22 |
| 82 | 6 921 | 34 | 7 242 | 60 | (D) | 15 | 457 | 16 | 806 | 109 | 4 194 | 12 | 1 151 | 42 | 7 178 | 17 | (D) | 23 |
| 144 | 22 696 | 36 | 13 970 | 75 | 4 603 | 48 | 4 610 | 24 | 2 555 | 153 | 7 319 | 15 | 1 977 | 139 | 10 864 | 38 | 1 421 | 24 |
| 82 | 14 569 | 17 | 8 609 | 42 | 2 889 | 41 | 4 016 | 22 | (O) | 79 | 3 437 | 8 | 1 410 | 83 | 5 095 | 26 | (D) | 25 |
| 62 | 8 127 | 19 | 5 361 | 33 | 1 714 | 7 | 594 | 2 | (O) | 74 | 3 882 | 7 | 567 | 56 | 5 769 | 12 | (D) | 26 |
| 297 | 45 686 | 102 | 37 619 | 200 | 12 603 | 118 | 11 951 | 69 | 7 472 | 350 | 14 152 | 42 | 5 459 | 240 | 17 644 | 62 | 3 002 | 27 |
| 51 | 9 293 | 15 | 4 316 | 23 | 1 326 | 24 | 2 342 | 14 | 1 552 | 68 | 3 049 | 7 | 1 242 | 28 | 1 495 | 7 | 933 | 28 |
| 7 | 937 | 2 | (D) | 6 | 468 | 2 | (D) | 1 | (O) | 14 | (O) | 2 | (O) | 4 | (D) | 1 | (O) | 29 |
| 19 | 2 270 | 7 | 3 373 | 10 | 729 | 8 | 351 | 7 | 201 | 9 | 398 | 4 | 344 | 20 | 1 432 | 2 | (O) | 30 |
| 88 | 16 028 | 36 | 18 195 | 57 | 3 755 | 53 | 7 426 | 19 | 3 864 | 99 | 7 790 | 14 | 2 431 | 92 | 5 314 | 15 | 893 | 31 |
| 7 | 583 | 3 | 1 176 | 6 | 303 | 1 | (D) | 4 | 278 | 10 | 485 | 1 | (O) | 7 | (D) | 2 | (O) | 32 |
| 17 | 2 483 | 8 | 2 100 | 5 | 197 | 8 | 445 | 3 | (O) | 8 | 413 | 3 | 285 | 7 | 329 | 2 | - | 33 |
| 9 | 1 979 | 3 | (D) | 8 | 587 | 10 | 717 | 6 | 263 | 17 | 521 | 2 | (O) | 16 | 750 | - | - | 34 |
| 99 | 12 113 | 28 | 6 491 | 85 | 5 238 | 12 | 514 | 15 | 1 092 | 125 | 4 987 | 9 | 529 | 66 | 6 393 | 35 | 642 | 35 |
| 171 | 30 545 | 61 | 19 053 | 97 | 8 214 | 72 | 9 521 | 66 | 7 090 | 227 | 10 144 | 19 | 2 972 | 130 | 8 006 | 42 | 4 636 | 36 |
| 95 | 16 599 | 25 | 19 856 | 49 | 4 579 | 58 | 8 206 | 40 | 5 403 | 136 | 5 522 | 13 | 2 016 | 90 | 5 656 | 20 | 3 707 | 37 |
| 11 | 1 138 | 1 | (D) | 4 | 337 | 3 | 267 | 9 | 168 | 18 | 970 | 2 | (D) | 12 | 493 | 2 | (D) | 38 |
| 17 | 6 328 | 11 | 4 185 | 11 | 1 125 | 6 | 881 | 8 | 295 | 15 | 866 | 2 | (D) | 7 | 669 | 7 | (D) | 39 |
| 48 | 6 480 | 24 | (D) | 33 | 2 173 | 5 | 167 | 9 | 1 224 | 58 | 2 786 | 2 | (D) | 21 | 1 188 | 13 | 560 | 40 |
| 76 | 14 129 | 40 | 12 272 | 62 | 3 647 | 29 | 1 860 | 24 | 1 249 | 91 | 3 987 | 15 | 1 222 | 112 | 14 642 | 19 | 885 | 41 |
| 23 | 6 109 | 10 | 5 684 | 14 | 1 184 | 13 | 1 256 | 12 | 841 | 25 | 1 386 | 6 | 447 | 40 | (D) | 2 | (D) | 42 |
| 53 | 8 020 | 30 | 6 588 | 48 | 2 463 | 16 | 604 | 12 | 408 | 66 | 2 601 | 9 | 775 | 72 | (D) | 17 | (D) | 43 |
| 130 | 22 222 | 65 | 20 799 | 77 | 4 192 | 40 | 3 096 | 25 | 2 816 | 140 | 6 023 | 12 | 1 523 | 96 | 9 077 | 28 | 939 | 44 |
| 1 | (D) | 1 | (O) | 3 | 121 | - | - | - | - | 2 | (D) | 1 | (O) | 4 | 81 | 2 | (D) | 45 |
| 49 | 12 045 | 35 | 12 005 | 36 | 2 465 | 32 | 2 852 | 17 | 2 418 | 63 | 3 893 | 9 | 1 224 | 48 | 4 772 | 9 | 740 | 46 |
| 80 | (D) | 29 | (D) | 38 | 1 606 | 8 | 244 | 8 | 398 | 75 | (D) | 2 | (D) | 44 | 4 224 | 17 | (D) | 47 |
| 125 | 16 179 | 29 | 12 632 | 71 | 3 448 | 29 | 2 188 | 23 | 1 562 | 152 | 5 210 | 18 | 1 633 | 114 | 7 868 | 20 | 1 922 | 48 |
| 58 | 8 721 | 13 | 8 537 | 13 | 674 | 22 | 1 566 | 10 | 1 046 | 47 | 1 281 | 10 | 1 061 | 30 | 1 730 | 8 | 1 710 | 49 |
| 67 | 7 458 | 16 | 4 095 | 58 | 2 774 | 7 | 622 | 13 | 516 | 105 | 3 929 | 8 | 572 | 84 | 6 138 | 12 | 212 | 50 |
| 65 | 15 214 | 32 | 12 128 | 67 | 4 286 | 30 | 2 990 | 32 | 2 390 | 96 | 4 708 | 11 | 1 417 | 73 | 7 239 | 18 | 174 | 51 |
| 36 | 11 703 | 15 | 6 263 | 34 | 2 545 | 21 | 2 411 | 22 | 2 121 | 48 | 2 705 | 6 | 1 100 | 43 | 3 165 | 13 | 124 | 52 |
| 13 | 1 652 | 7 | 2 848 | 10 | 697 | 4 | 451 | 6 | 197 | 14 | 533 | 3 | (D) | 9 | 1 977 | 2 | (D) | 53 |
| 16 | 1 859 | 10 | 3 017 | 23 | 1 044 | 5 | 128 | 4 | 72 | 34 | 1 470 | 2 | (D) | 21 | 2 097 | 3 | (D) | 54 |
| 111 | 16 030 | 35 | 14 987 | 74 | 3 764 | 36 | 3 338 | 29 | 1 891 | 116 | 3 567 | 21 | 1 513 | 99 | 13 261 | 18 | 609 | 55 |
| 5 | 2 484 | 6 | 4 066 | 10 | 761 | 12 | 2 175 | 6 | 821 | 14 | 747 | 1 | (D) | 13 | 868 | 2 | (D) | 56 |
| 10 | 2 511 | 5 | 2 422 | 6 | 598 | 9 | 775 | 4 | 282 | 6 | 141 | 3 | 198 | 12 | 1 598 | 2 | (D) | 57 |
| 96 | 11 035 | 24 | 8 499 | 58 | 2 405 | 15 | 388 | 19 | 788 | 96 | 2 679 | 17 | (D) | 74 | 10 795 | 14 | (D) | 58 |
| 323 | 63 692 | 89 | 45 650 | 180 | 13 860 | 132 | 13 505 | 80 | 8 289 | 381 | 17 354 | 62 | 7 777 | 289 | 31 155 | 73 | 5 237 | 59 |
| 31 | 8 977 | 6 | 4 006 | 14 | 1 127 | 17 | 958 | 6 | 645 | 35 | 1 071 | 8 | 928 | 21 | 2 352 | 9 | 1 040 | 60 |
| 109 | 20 189 | 25 | 15 592 | 39 | 3 694 | 63 | 8 620 | 30 | 4 345 | 107 | 5 107 | 19 | 1 977 | 93 | 10 125 | 22 | 2 192 | 61 |
| 26 | 7 224 | 6 | 457 | 9 | 1 080 | 1 | (D) | 4 | 64 | 20 | 1 037 | 5 | 489 | 11 | 593 | 4 | 24 | 62 |
| 157 | 27 302 | 52 | 25 595 | 118 | 7 959 | 51 | (D) | 40 | 3 235 | 219 | 10 139 | 30 | 4 383 | 164 | 18 085 | 38 | 1 981 | 63 |
| 2 004 | 353 752 | 343 | 266 168 | 954 | 79 214 | 598 | 86 420 | 500 | 57 763 | 2 450 | 123 366 | 326 | 56 047 | 1 299 | 83 464 | 362 | 25 778 | 64 |
| 15 | 1 714 | 4 | 146 | 4 | 147 | 5 | 203 | 3 | 173 | 13 | 308 | 3 | (D) | 7 | 852 | 2 | (D) | 65 |
| 5 | 2 733 | 1 | (D) | 4 | 100 | 1 | (D) | 1 | (D) | 11 | 443 | 1 | (D) | 5 | 217 | 5 | (D) | 66 |
| 1 298 | 163 508 | 159 | 128 596 | 401 | 31 877 | 358 | 51 000 | 286 | 674 | 434 | 896 | 191 | 28 152 | 770 | (O) | 14 | 1 155 | 67 |
| 32 | 6 991 | 5 | (D) | 16 | 1 559 | 3 | (D) | 4 | 298 | 41 | 1 077 | 2 | (D) | 8 | 204 | - | - | 68 |
| 13 | 5 952 | 10 | 6 348 | 12 | 1 102 | 8 | 809 | 13 | 708 | 19 | 954 | 6 | 1 049 | 34 | 1 988 | 6 | 60 | 69 |
| 2 | (D) | 1 | (D) | 2 | (O) | - | - | 1 | (D) | 2 | (D) | - | - | 1 | - | - | - | 70 |
| 23 | 12 377 | 15 | 12 706 | 32 | 2 297 | 22 | 1 221 | 7 | 443 | 44 | 2 509 | 5 | 1 324 | 24 | 2 166 | 12 | 559 | 71 |
| 34 | 6 313 | 7 | 6 519 | 23 | 1 473 | 15 | 1 223 | 23 | 472 | 37 | 2 321 | 6 | 1 403 | 42 | 2 644 | 17 | 936 | 72 |
| 72 | 11 920 | 10 | 6 096 | 28 | 2 784 | 22 | 1 810 | 9 | 1 567 | 113 | 3 831 | 9 | 1 586 | 36 | (D) | 2 | (D) | 73 |
| 25 | 3 664 | 9 | 5 231 | 11 | 836 | 10 | 912 | 5 | 523 | 31 | 1 676 | 4 | 590 | 11 | 662 | 9 | (D)</ | |

TABLE 3. Counties; Cities of 2,500

| Line number | County and city | Total | | | | | | | Kind-of-business group | | | | |
|-------------|---|----------------|--------------|---------------------------|-----------------------------|----------------------|---|--|---|--|-----------|-----------------------------------|---------|
| | | Establishments | | Sales | | Payroll, entire year | Payroll, workweek ended nearest Nov. 15 | Paid employees, workweek ended nearest Nov. 15 | Active proprietors of unincorporated businesses | Lumber, building matts., hardware, farm equip. dealers | | General merchandise group stores* | |
| | | Total | With payroll | Total, all establishments | Establishments with payroll | | | | | Establishments | Sales | Establishments | Sales |
| (number) | (number) | (\$1,000) | (\$1,000) | (\$1,000) | (dollars) | (number) | (number) | (number) | (\$1,000) | (number) | (\$1,000) | | |
| 1 | ERIE COUNTY--CONTINUED | | | | | | | | | | | | |
| 2 | ORCHARD PARK | 76 | 56 | 11 868 | 11 206 | 1 275 | 27 346 | 410 | 69 | 8 | 2 265 | 1 | (D) |
| 3 | SLOAN | 61 | 43 | 8 979 | 8 539 | 821 | 18 146 | 268 | 62 | 2 | (0) | 4 | 3 092 |
| 4 | SPRINGVILLE | 71 | 55 | 9 543 | 9 113 | 842 | 16 136 | 261 | 62 | 5 | 1 191 | 3 | 227 |
| 5 | TONAWANDA | 357 | 259 | 58 889 | 56 165 | 7 002 | 135 690 | 2 359 | 279 | 15 | 1 069 | 10 | 10 326 |
| 6 | WILLIAMSVILLE | 126 | 88 | 21 774 | 20 690 | 2 703 | 51 853 | 741 | 100 | 7 | 1 030 | 3 | (D) |
| | REMAINDER OF COUNTY | 2 160 | 1 638 | 409 271 | 398 365 | 44 086 | 868 317 | 14 823 | 1 799 | 126 | 17 882 | 47 | (0) |
| 7 | ESSEX COUNTY | 534 | 388 | 45 600 | 41 976 | 4 518 | 87 290 | 1 476 | 518 | 16 | 1 971 | 28 | 3 361 |
| 8 | LAKE PLACIO | 82 | 68 | 6 557 | 6 305 | 752 | 15 874 | 278 | 76 | 2 | (D) | 2 | (D) |
| 9 | SARANAC LAKE (PART) 2 | 10 | 10 | 927 | 927 | 99 | 1 896 | 38 | 10 | - | - | - | - |
| 10 | TICONDEROGA | 67 | 55 | 8 500 | 8 178 | 858 | 17 148 | 269 | 62 | 4 | 510 | 3 | 830 |
| 11 | REMAINDER OF COUNTY | 375 | 255 | 29 616 | 26 566 | 2 809 | 52 372 | 891 | 370 | 10 | (0) | 23 | (0) |
| 12 | FRANKLIN COUNTY | 630 | 400 | 54 146 | 50 094 | 5 196 | 99 015 | 1 649 | 628 | 39 | 2 503 | 26 | 4 790 |
| 13 | MALONE | 175 | 125 | 23 409 | 22 519 | 2 399 | 45 183 | 714 | 158 | 9 | 900 | 7 | 2 682 |
| 14 | SARANAC LAKE (PART) 2 | 125 | 85 | 10 047 | 9 351 | 1 086 | 19 458 | 359 | 113 | 5 | 453 | 6 | 1 062 |
| 15 | TUPPER LAKE | 87 | 59 | 8 202 | 8 302 | 854 | 16 663 | 257 | 85 | 6 | 357 | 3 | 491 |
| 16 | REMAINDER OF COUNTY | 243 | 131 | 11 870 | 9 922 | 857 | 17 711 | 319 | 272 | 19 | 793 | 10 | 555 |
| 17 | FULTON COUNTY | 637 | 395 | 63 973 | 58 301 | 6 257 | 118 537 | 1 937 | 598 | 39 | 3 944 | 19 | 5 884 |
| 18 | Dolgeville (PART) 3 | - | - | - | - | - | - | - | - | - | - | - | - |
| 19 | GLOVERSVILLE | 284 | 194 | 34 046 | 32 288 | 3 842 | 71 723 | 1 147 | 250 | 15 | 2 259 | 9 | 4 906 |
| 20 | JOHNSTOWN | 139 | 97 | 19 390 | 18 360 | 1 708 | 31 812 | 503 | 132 | 6 | 480 | 5 | 724 |
| 21 | REMAINDER OF COUNTY | 214 | 104 | 10 537 | 7 653 | 707 | 15 002 | 287 | 216 | 18 | 1 205 | 5 | 254 |
| 22 | GENESEE COUNTY | 557 | 383 | 80 262 | 75 990 | 8 134 | 160 640 | 2 609 | 514 | 50 | 11 701 | 15 | 7 071 |
| 23 | Attica (PART) 4 | 1 | (0) | (0) | (D) | (0) | (0) | (0) | (0) | - | - | - | - |
| 24 | BATAVIA | 271 | 217 | 46 888 | 45 570 | 5 529 | 110 581 | 1 798 | 236 | 21 | 3 272 | 10 | 6 238 |
| 25 | LE ROY | 72 | 46 | 7 119 | 6 381 | 646 | 11 358 | 208 | 64 | 6 | 390 | 2 | (D) |
| 26 | REMAINDER OF COUNTY | 213 | 119 | (D) | (D) | (D) | (D) | (0) | (0) | 23 | 8 039 | 3 | (D) |
| 27 | GREENE COUNTY | 510 | 332 | 44 532 | 40 846 | 4 363 | 81 946 | 1 308 | 485 | 31 | 2 387 | 16 | 2 634 |
| 28 | CATSKILL | 135 | 95 | 19 376 | 18 188 | 2 153 | 40 025 | 615 | 104 | 9 | 752 | 3 | (D) |
| 29 | COXSACKIE | 45 | 41 | 4 464 | 4 436 | 416 | 8 214 | 128 | 42 | 1 | (D) | 1 | (D) |
| 30 | REMAINDER OF COUNTY | 330 | 196 | 20 692 | 18 222 | 1 794 | 33 707 | 565 | 339 | 21 | (0) | 12 | 1 035 |
| 31 | HAMILTON COUNTY | 139 | 95 | 7 083 | 6 131 | 720 | 16 407 | 274 | 141 | 6 | 468 | 11 | 848 |
| 32 | HERKIMER COUNTY | 757 | 499 | 83 558 | 77 392 | 8 117 | 155 332 | 2 409 | 726 | 38 | 5 112 | 26 | 6 292 |
| 33 | Dolgeville (PART) 3 | 50 | 36 | 4 931 | 4 725 | 323 | 6 334 | 109 | 50 | 1 | (0) | 2 | (D) |
| 34 | FRANKFORT | 60 | 28 | 2 947 | 2 209 | 248 | 5 751 | 88 | 67 | 2 | (D) | 2 | (D) |
| 35 | HERKIMER | 153 | 105 | 26 059 | 24 863 | 2 870 | 54 599 | 790 | 134 | 6 | 508 | 6 | 4 728 |
| 36 | ILION | 105 | 81 | 13 901 | 13 139 | 1 362 | 26 167 | 416 | 90 | 5 | 1 166 | 4 | 360 |
| 37 | LITTLE FALLS | 147 | 79 | 11 494 | 9 840 | 934 | 16 851 | 275 | 154 | 5 | 442 | 4 | 264 |
| 38 | MOWHAWK | 40 | 30 | 4 611 | 4 431 | 556 | 11 254 | 160 | 39 | 2 | (0) | 1 | (0) |
| 39 | REMAINDER OF COUNTY | 202 | 140 | 19 615 | 18 185 | 1 824 | 34 376 | 571 | 192 | 17 | 2 297 | 7 | 383 |
| 40 | JEFFERSON COUNTY | 1 136 | 788 | 126 245 | 117 965 | 14 941 | 291 009 | 4 397 | 1 023 | 73 | 9 015 | 41 | 14 521 |
| 41 | CARTHAGE | 92 | 62 | 10 921 | 9 787 | 1 106 | 20 656 | 291 | 86 | 3 | 315 | 2 | (0) |
| 42 | WATERTOWN | 439 | 325 | 68 151 | 65 619 | 8 766 | 169 337 | 2 545 | 346 | 27 | 3 759 | 21 | 11 512 |
| 43 | REMAINDER OF COUNTY | 605 | 401 | 47 173 | 42 559 | 5 069 | 101 016 | 1 561 | 591 | 43 | 4 941 | 18 | (0) |
| 44 | KINGS COUNTY (BROOKLYN BOR, PART OF NEW YORK CITY) . . . | 24 079 | 15 305 | 2 651 356 | 2 423 032 | 306 179 | 6 187 573 | 83 208 | 20 635 | 654 | 65 153 | 721 | 242 398 |
| 45 | LEWIS COUNTY | 234 | 148 | 22 229 | 20 343 | 1 906 | 37 764 | 552 | 230 | 19 | 2 107 | 11 | 574 |
| 46 | LOWVILLE | 79 | 57 | 12 669 | 12 005 | 1 248 | 24 602 | 333 | 74 | 6 | 1 172 | 5 | 318 |
| 47 | REMAINDER OF COUNTY | 155 | 91 | 9 560 | 8 338 | 658 | 13 162 | 219 | 156 | 13 | 935 | 6 | 256 |
| 48 | LIVINGSTON COUNTY | 535 | 343 | 54 269 | 49 309 | 4 849 | 95 812 | 1 517 | 510 | 40 | 4 814 | 14 | 1 089 |
| 49 | AVON | 61 | 39 | 7 232 | 6 638 | 644 | 12 521 | 189 | 54 | 7 | 904 | 2 | (D) |
| 50 | DANSVILLE | 92 | 70 | 12 828 | 12 360 | 1 238 | 25 105 | 377 | 79 | 7 | 983 | 1 | (D) |
| 51 | GENESEO | 49 | 37 | 5 333 | 4 933 | 591 | 12 570 | 210 | 41 | 3 | (D) | 1 | (D) |
| 52 | MOUNT MORRIS | 74 | 34 | 4 790 | 3 566 | 339 | 6 028 | 101 | 81 | 5 | 313 | 1 | (D) |
| 53 | REMAINDER OF COUNTY | 259 | 163 | 24 086 | 21 812 | 2 037 | 39 588 | 640 | 255 | 18 | (0) | 9 | 370 |
| 54 | MAISON COUNTY | 604 | 416 | 73 318 | 68 682 | 7 027 | 132 728 | 2 085 | 575 | 42 | 5 464 | 19 | 3 137 |
| 55 | CANASTOTA | 78 | 48 | 9 027 | 8 481 | 781 | 15 198 | 233 | 75 | 8 | 1 317 | 1 | (0) |
| 56 | CAZENOVIA | 46 | 42 | 6 643 | 6 627 | 719 | 14 072 | 226 | 38 | 3 | 698 | 4 | (D) |
| 57 | CHITTENANGO | 42 | 34 | 6 356 | 6 184 | 565 | 10 241 | 157 | 46 | 2 | (0) | - | - |
| 58 | HAMILTON | 50 | 42 | 5 738 | 5 512 | 583 | 11 118 | 179 | 48 | 3 | 492 | 2 | (0) |
| 59 | ONEIDA | 168 | 124 | 25 720 | 24 614 | 2 751 | 50 706 | 808 | 147 | 7 | 967 | 9 | 2 480 |
| 60 | REMAINDER OF COUNTY | 220 | 126 | 19 834 | 17 264 | 1 628 | 31 393 | 482 | 221 | 19 | (0) | 3 | 120 |
| 61 | MONROE COUNTY | 4 565 | 3 301 | 917 255 | 881 157 | 111 457 | 2 198 519 | 33 498 | 3 801 | 261 | 36 508 | 95 | 144 046 |
| 62 | BROCKPORT | 80 | 60 | 11 339 | 10 899 | 1 130 | 22 839 | 334 | 70 | 3 | 574 | 3 | (D) |
| 63 | EAST ROCHESTER | 91 | 63 | 15 275 | 14 207 | 1 573 | 29 856 | 454 | 76 | 10 | 1 269 | 1 | (D) |
| 64 | FAIRPORT | 60 | 46 | 9 273 | 8 565 | 962 | 18 671 | 255 | 47 | 5 | 695 | 2 | (D) |
| 65 | ROCHESTER | 3 055 | 2 169 | 602 373 | 577 001 | 76 990 | 1 525 916 | 22 885 | 2 683 | 154 | 21 840 | 51 | 104 695 |
| 66 | SPENCERPORT | 45 | 35 | 8 011 | 7 661 | 525 | 11 141 | 159 | 40 | 1 | (0) | - | - |
| 67 | WEBSTER | 95 | 65 | 15 904 | 15 102 | 1 610 | 31 835 | 514 | 72 | 9 | 1 058 | 3 | (0) |
| 68 | REMAINDER OF COUNTY | 1 139 | 863 | 255 080 | 247 722 | 28 667 | 558 261 | 8 897 | 813 | 79 | (D) | 35 | 37 815 |
| 69 | MONTGOMERY COUNTY | 742 | 460 | 68 461 | 62 135 | 6 816 | 138 458 | 2 204 | 721 | 44 | 3 450 | 19 | 5 002 |
| 70 | AMSTERDAM | 419 | 247 | 39 223 | 35 197 | 4 006 | 81 981 | 1 258 | 405 | 16 | 1 442 | 9 | 3 568 |
| 71 | CANAJOHARIE | 52 | 36 | 5 020 | 4 680 | 508 | 9 778 | 161 | 49 | 2 | (0) | 2 | (D) |
| 72 | FORT PLAIN | 63 | 53 | 7 180 | 7 062 | 732 | 13 285 | 207 | 52 | 4 | 316 | 2 | (0) |
| 73 | REMAINDER OF COUNTY | 208 | 124 | 17 038 | 15 196 | 1 570 | 33 414 | 578 | 215 | 22 | (0) | 6 | 1 039 |

Standard Notes: - Represents zero. (D) Withheld to avoid disclosure. (NA) Not available. (X) Not applicable. * Revised.

* Nonstore retailers, part of SIC major group 53, are shown separately in this table.
²Saranac Lake is in Essex and Franklin Counties.
³Dolgeville is in Fulton and Herkimer Counties.
⁴Attica is in Genesee and Wyoming Counties.

Inhabitants or More: 1963-Continued

| Kind-of-business group - continued | | | | | | | | | | | | | | | | | | Line number | |
|------------------------------------|--------------------|---------------------------|--------------------|------------------------------|--------------------|------------------------------|--------------------|---|--------------------|------------------------------|--------------------|---------------------------------|--------------------|------------------------------|--------------------|------------------------------|--------------------|-------------|----|
| Food stores | | Automotive dealers | | Gasoline service stations | | Apparel, accessory stores | | Furniture, home furnishings, equipment stores | | Eating, drinking places | | Drug stores, proprietary stores | | Other retail stores | | Nonstore retailers | | | |
| Estab-lish-ments (number) | Sales (\$1,000) | Estab-lish-ments (No.) | Sales (\$1,000) | Estab-lish-ments (number) | Sales (\$1,000) | Estab-lish-ments (number) | Sales (\$1,000) | Estab-lish-ments (number) | Sales (\$1,000) | Estab-lish-ments (number) | Sales (\$1,000) | Estab-lish-ments (No.) | Sales (\$1,000) | Estab-lish-ments (number) | Sales (\$1,000) | Estab-lish-ments (number) | Sales (\$1,000) | | |
| 12 | 4 186 | 2 | (D) | 11 | 762 | 8 | 397 | 4 | 213 | 13 | 573 | 3 | 610 | 7 | 319 | - | 313 | 1 | |
| 13 | 1 893 | 2 | (D) | 5 | 492 | 3 | (D) | 2 | (D) | 20 | 493 | 2 | (D) | 8 | 2 238 | - | - | 2 | |
| 15 | 3 037 | 7 | 2 027 | 6 | 427 | 6 | 553 | 5 | 315 | 11 | 325 | 2 | (D) | 9 | 1 058 | 2 | (D) | 3 | |
| 61 | 17 033 | 10 | 7 912 | 51 | 4 467 | 15 | 1 540 | 31 | 2 494 | 91 | 5 695 | 13 | 3 671 | 47 | 3 178 | 13 | 1 504 | 4 | |
| 12 | 3 428 | 8 | 8 004 | 19 | 1 359 | 8 | 744 | 6 | 634 | 21 | 2 520 | 7 | 1 030 | 31 | 1 514 | 4 | (D) | 5 | |
| 372 | (D) | 53 | 74 533 | 329 | - | 114 | 23 931 | 100 | 10 998 | 549 | 29 219 | 72 | 14 457 | 259 | 39 979 | 6 | 537 | 6 | |
| 76 | 11 699 | 35 | 10 046 | 55 | 2 972 | 33 | 1 859 | 12 | 1 198 | 143 | 4 430 | 18 | 1 567 | 111 | 5 789 | 7 | 708 | 7 | |
| 11 | 1 299 | 2 | (D) | 9 | 486 | 11 | 926 | 3 | 114 | 14 | 576 | 3 | 314 | 24 | 1 315 | 1 | (D) | 8 | |
| - | - | - | (D) | 2 | (D) | - | - | - | - | 4 | 84 | 1 | (D) | - | - | 1 | (D) | 9 | |
| 5 | 2 816 | 5 | 1 094 | 4 | 504 | 4 | 415 | 3 | (D) | 14 | 482 | 2 | (D) | 18 | 932 | 3 | 356 | 10 | |
| 60 | 7 584 | 26 | 8 140 | 38 | (D) | 18 | 518 | 6 | (D) | 111 | 3 288 | 12 | 767 | 69 | 3 542 | 2 | (D) | 11 | |
| 100 | 13 407 | 50 | 9 533 | 60 | 3 279 | 43 | 2 792 | 28 | 2 116 | 138 | 3 852 | 8 | 1 429 | 117 | 8 042 | 21 | 2 403 | 12 | |
| 22 | 5 653 | 16 | 4 232 | 13 | 1 044 | 17 | 1 243 | 10 | 785 | 31 | 1 040 | 5 | 752 | 39 | 3 455 | 6 | 1 623 | 13 | |
| 10 | 1 808 | 9 | 1 510 | 12 | 625 | 15 | 972 | 8 | 541 | 25 | 735 | 2 | (D) | 30 | 1 641 | 3 | (D) | 14 | |
| 13 | 2 606 | 9 | 2 154 | 9 | 661 | 6 | 361 | 3 | (D) | 19 | 459 | 1 | (D) | 17 | 906 | 1 | (D) | 15 | |
| 55 | 3 340 | 16 | 1 637 | 26 | 949 | 5 | 216 | 7 | (D) | 63 | 1 618 | - | - | 31 | 2 040 | 11 | (D) | 16 | |
| 140 | 19 700 | 32 | 15 211 | 66 | 3 957 | 36 | 3 023 | 25 | 1 770 | 150 | 4 225 | 10 | 991 | 104 | 4 561 | 16 | 707 | 17 | |
| - | - | - | - | - | - | - | - | - | - | - | - | - | - | - | - | - | - | - | 18 |
| 67 | 9 702 | 13 | 7 529 | 26 | 1 603 | 24 | 2 435 | 15 | 918 | 56 | 1 702 | 6 | 828 | 49 | 1 692 | 4 | 472 | 19 | |
| 30 | 7 195 | 10 | 6 721 | 15 | 900 | 8 | 490 | 4 | (D) | 34 | 1 026 | 1 | (D) | 25 | 1 295 | 1 | (D) | 20 | |
| 43 | 2 803 | 9 | 961 | 25 | 1 454 | 4 | 98 | 6 | (D) | 60 | 1 497 | 3 | (D) | 30 | 1 574 | 11 | (D) | 21 | |
| 100 | 18 808 | 32 | 13 741 | 81 | 6 289 | 33 | 3 377 | 27 | 3 509 | 116 | 5 303 | 12 | 2 096 | 70 | 7 561 | 21 | 806 | 22 | |
| 1 | (D) | - | - | - | - | - | - | - | - | - | - | - | - | - | - | - | - | - | 23 |
| 39 | 9 394 | 14 | 9 935 | 33 | 2 733 | 24 | 2 927 | 21 | 2 964 | 53 | 2 879 | 6 | 1 458 | 36 | 4 444 | 14 | 644 | 24 | |
| 18 | 2 433 | 5 | 1 253 | 5 | 472 | 8 | (D) | 3 | 462 | 12 | 341 | 3 | (D) | 7 | 328 | 3 | (D) | 25 | |
| 42 | (D) | 13 | 2 553 | 43 | 3 084 | 4 | (D) | 3 | 83 | 51 | 2 083 | 3 | (D) | 27 | 2 789 | 4 | (D) | 26 | |
| 86 | 11 632 | 24 | 9 407 | 53 | 3 267 | 21 | 1 574 | 11 | 1 475 | 149 | 4 665 | 19 | 1 177 | 91 | 6 002 | 9 | 312 | 27 | |
| 14 | 3 925 | 10 | 5 570 | 9 | 626 | 14 | 1 325 | 7 | 1 295 | 37 | 1 531 | 7 | 440 | 23 | 2 319 | 2 | (D) | 28 | |
| 9 | 1 046 | 4 | 909 | 5 | 932 | - | - | 1 | (D) | 12 | 380 | 3 | (D) | 9 | 828 | - | - | 29 | |
| 63 | 6 661 | 10 | 2 928 | 39 | 1 709 | 7 | 249 | 3 | (D) | 100 | 2 754 | 9 | (D) | 59 | 2 855 | 7 | (D) | 30 | |
| 22 | 2 063 | 8 | 731 | 23 | 893 | 1 | (D) | 1 | (D) | 48 | 1 005 | 1 | (D) | 18 | 787 | - | - | 31 | |
| 134 | 24 956 | 46 | 13 431 | 67 | 6 200 | 56 | 3 153 | 37 | 3 858 | 170 | 5 830 | 23 | 1 796 | 135 | 10 790 | 25 | 2 140 | 32 | |
| 10 | 1 902 | 3 | 1 073 | 6 | 398 | 4 | 174 | 4 | 48 | 11 | 263 | 1 | (D) | 7 | 747 | 1 | (D) | 33 | |
| 12 | 810 | 1 | (D) | 4 | 510 | 3 | 44 | 2 | (D) | 17 | 410 | 4 | 104 | 12 | 493 | 1 | (D) | 34 | |
| 24 | 8 541 | 12 | 4 869 | 14 | 1 004 | 16 | 861 | 11 | 1 451 | 30 | 1 479 | 3 | 294 | 29 | (D) | 2 | (D) | 35 | |
| 14 | 4 743 | 10 | 2 343 | 10 | 665 | 9 | 709 | 8 | 1 216 | 19 | 473 | 6 | 476 | 17 | (D) | 3 | (D) | 36 | |
| 27 | 4 307 | 5 | 1 340 | 10 | 524 | 17 | 1 116 | 7 | 490 | 28 | 514 | 2 | (D) | 31 | 1 744 | 11 | (D) | 37 | |
| 8 | 673 | 3 | (D) | 2 | (D) | 1 | (D) | 3 | (D) | 9 | 231 | 2 | (D) | 6 | 891 | 3 | 382 | 38 | |
| 39 | 3 980 | 12 | 2 838 | 21 | (D) | 6 | (D) | 2 | (D) | 56 | 2 460 | 5 | 416 | 33 | 3 681 | 4 | 271 | 39 | |
| 201 | 28 370 | 72 | 25 494 | 129 | 8 453 | 74 | 6 645 | 46 | 3 819 | 240 | 8 740 | 21 | 3 220 | 190 | 15 873 | 49 | 2 095 | 40 | |
| 18 | 3 065 | 10 | 3 487 | 9 | 651 | 7 | 322 | 7 | 421 | 17 | 415 | 1 | (D) | 15 | 990 | 3 | 442 | 41 | |
| 75 | 16 552 | 25 | 11 688 | 35 | 3 375 | 49 | 5 337 | 27 | 3 006 | 73 | 3 615 | 8 | 1 880 | 75 | 6 331 | 24 | 1 096 | 42 | |
| 108 | 8 753 | 37 | 10 319 | 85 | 4 427 | 18 | 986 | 12 | 392 | 150 | 4 710 | 12 | (D) | 100 | 8 552 | 22 | 557 | 43 | |
| 7 619 | 881 074 | 361 | 247 492 | 913 | 113 302 | 2 931 | 260 715 | 1 356 | 166 561 | 4 303 | 251 205 | 971 | 80 116 | 2 950 | 286 112 | 1 300 | 57 228 | 44 | |
| 50 | 5 716 | 13 | 4 074 | 31 | 1 747 | 13 | 352 | 10 | 468 | 48 | 1 230 | 5 | 528 | 27 | 5 362 | 7 | 71 | 45 | |
| 12 | 3 015 | 9 | 2 985 | 11 | 876 | 6 | 308 | 6 | 353 | 5 | 347 | 2 | (D) | 14 | 2 968 | 3 | (D) | 46 | |
| 38 | 2 701 | 4 | 1 089 | 20 | 871 | 7 | 44 | 4 | 115 | 43 | 883 | 3 | (D) | 13 | 2 394 | 4 | (D) | 47 | |
| 84 | 14 494 | 62 | 14 240 | 50 | 3 828 | 33 | 2 166 | 32 | 1 799 | 109 | 4 292 | 13 | 1 326 | 77 | 5 613 | 21 | 608 | 48 | |
| 5 | 1 833 | 3 | 1 748 | 8 | 817 | 1 | (D) | 6 | 194 | 12 | 468 | 1 | (D) | 14 | 1 004 | 2 | (D) | 49 | |
| 15 | 3 867 | 11 | 3 550 | 5 | 557 | 7 | 720 | 7 | 352 | 13 | 500 | 3 | 341 | 17 | 1 253 | 6 | (D) | 50 | |
| 11 | 962 | 7 | 1 854 | 2 | (D) | 5 | 200 | 3 | 243 | 6 | 847 | 2 | (D) | 8 | 346 | 1 | (D) | 51 | |
| 11 | 938 | 6 | 962 | 6 | 419 | 9 | 618 | 5 | 580 | 17 | 491 | 2 | (D) | 8 | 140 | 4 | 114 | 52 | |
| 42 | 6 894 | 35 | 6 126 | 29 | (D) | 11 | (D) | 11 | 430 | 61 | 1 986 | 5 | 508 | 30 | 2 870 | 8 | 154 | 53 | |
| 91 | 18 303 | 48 | 16 868 | 60 | 5 034 | 32 | 2 369 | 27 | 1 902 | 141 | 4 948 | 16 | 2 698 | 109 | 11 155 | 19 | 1 440 | 54 | |
| 15 | 2 389 | 4 | 2 050 | 6 | 1 054 | 5 | 154 | - | - | 19 | 545 | 2 | (D) | 13 | 863 | 5 | 257 | 55 | |
| 5 | 1 810 | 3 | (D) | 7 | 468 | 3 | (D) | 4 | 90 | 7 | 461 | 2 | (D) | 8 | 832 | - | - | 56 | |
| 4 | (D) | 3 | 2 390 | 10 | 582 | 1 | (D) | 5 | 266 | 12 | 406 | 1 | (D) | 4 | 113 | - | - | 57 | |
| 7 | 1 457 | 4 | 1 390 | 3 | 186 | 7 | 301 | - | (D) | 13 | 461 | 1 | (D) | 9 | 1 094 | 1 | (D) | 58 | |
| 31 | 7 676 | 9 | 4 484 | 20 | 1 709 | 12 | 977 | 10 | 1 301 | 35 | 1 128 | 5 | 1 443 | 27 | 2 832 | 3 | 723 | 59 | |
| 29 | (D) | 25 | (D) | 14 | 1 035 | 4 | (D) | 8 | (D) | 55 | 1 947 | 5 | 336 | 48 | 5 421 | 10 | (D) | 60 | |
| 915 | 213 975 | 200 | 190 764 | 467 | 45 875 | 356 | 54 880 | 243 | 45 061 | 991 | 66 394 | 152 | 30 145 | 652 | 63 076 | 227 | 13 487 | 61 | |
| 11 | 3 568 | 5 | 2 631 | 10 | 684 | 7 | 657 | 5 | 1 029 | 15 | 732 | 4 | 655 | 15 | 599 | 2 | (D) | 62 | |
| 14 | 4 125 | 5 | 3 589 | 12 | 796 | 5 | 296 | 7 | 478 | 22 | 1 158 | 6 | 1 281 | 6 | (D) | 3 | 116 | 63 | |
| 10 | 1 589 | 4 | 2 841 | 6 | 550 | 6 | 447 | 2 | (D) | 9 | 618 | 2 | (D) | 9 | 1 281 | 5 | 336 | 64 | |
| 650 | 122 076 | 113 | 135 526 | 247 | 23 914 | 249 | 40 471 | 175 | 34 482 | 715 | 41 564 | 100 | 18 110 | 479 | 42 225 | 119 | 11 431 | 65 | |
| 9 | 1 421 | 6 | 4 179 | 6 | 661 | - | - | 4 | (D) | 12 | 441 | 1 | (D) | 4 | (D) | 2 | (D) | 66 | |
| 11 | 584 | 8 | 7 083 | 12 | 1 113 | 6 | 501 | 7 | 262 | 16 | 1 080 | 3 | 704 | 16 | 2 833 | 4 | (D) | 67 | |
| 210 | 80 612 | 59 | 34 915 | 174 | 18 157 | 83 | 12 808 | 43 | 7 340 | 202 | 20 801 | 36 | 8 753 | 123 | 14 397 | 92 | (D) | 68 | |
| 139 | 18 242 | 36 | 13 634 | 81 | 5 656 | 58 | 3 919 | 42 | 2 490 | 185 | 5 157 | 19 | 1 599 | 102 | 8 700 | 17 | 612 | 69 | |
| 85 | 10 881 | 17 | 8 725 | 37 | 2 155 | 38 | 2 927 | 28 | 1 475 | 112 | 3 096 | 13 | 1 008 | 54 | 3 686 | 10 | 260 | 70 | |
| 12 | 1 909 | 1 | (D) | 9 | 335 | 3 | 140 | 4 | (D) | 10 | 265 | 2 | (D) | 5 | 363 | 2 | (D) | 71 | |
| 10 | 2 476 | 4 | 729 | 7 | 210 | 10 | 452 | 1 | (D) | 9 | 188 | 2 | (D) | 14 | 2 373 | - | - | 72 | |
| 32 | 2 976 | 14 | (D) | 28 | 2 956 | 7 | 400 | 9 | 465 | 54 | 1 608 | 2 | (D) | 29 | 2 278 | 5 | (D) | 73 | |

TABLE 3. Counties; Cities of 2,500

| Line number | County and city | Total | | | | | | | | Kind-of-business group | | | |
|-------------|---|----------------|-----------------------|-------------------------------------|---------------------------------------|--------------------------------|---|---|--|---|-----------------|------------------------------------|-----------------|
| | | Establishments | | Sales | | Payroll, entire year (\$1,000) | Payroll, workweek ended nearest Nov. 15 (dollars) | Paid employees, workweek ended nearest Nov. 15 (number) | Active proprietors of unincorporated businesses (number) | Lumber, building mats., hardware, farm equip. dealers | | General merchandise group stores * | |
| | | Total (number) | With payroll (number) | Total, all establishments (\$1,000) | Establishments with payroll (\$1,000) | | | | | Establishments (number) | Sales (\$1,000) | Establishments (number) | Sales (\$1,000) |
| 1 | NASSAU COUNTY | 10 942 | 8 436 | 2 353 590 | 2 278 596 | 273 737 | 5 508 405 | 74 397 | 7 456 | 499 | 84 142 | 298 | 379 038 |
| 2 | BAYVILLE | 42 | 32 | 3 125 | 2 967 | 457 | 8 418 | 125 | 32 | - | - | - | - |
| 3 | CEDARHURST | 178 | 158 | 26 937 | 26 251 | 3 844 | 77 237 | 962 | 101 | 7 | 857 | 4 | 302 |
| 4 | EAST HILLS | r10 | r8 | r7 226 | r7 212 | r598 | r13 503 | r156 | r7 | - | - | - | (D) |
| 5 | EAST ROCKAWAY | 71 | 45 | 4 006 | 3 538 | 435 | 8 686 | 133 | 58 | 3 | (D) | - | (D) |
| 6 | EAST WILLISTON | 7 | 7 | 2 235 | 2 235 | 231 | 4 875 | 59 | 2 | 1 | (D) | - | - |
| 7 | FARMINGDALE | r134 | r110 | r25 445 | r24 981 | r2 611 | r53 683 | r727 | r96 | r10 | r3 762 | r5 | r1 140 |
| 8 | FLORAL PARK | 169 | 121 | 28 989 | 27 719 | 3 091 | 62 397 | 733 | 134 | 3 | 617 | 2 | (D) |
| 9 | FLOWER HILL | r8 | r8 | r5 161 | r5 161 | r644 | r11 872 | r151 | r2 | - | - | - | - |
| 10 | FREEPORT | r408 | r304 | r65 550 | r62 384 | r7 496 | r147 770 | r1 878 | r283 | 11 | 2 132 | 6 | 2 427 |
| 11 | GARDEN CITY | r144 | r118 | r50 744 | r49 868 | r7 346 | r139 271 | r2 105 | r83 | r4 | r220 | r7 | r15 624 |
| 12 | GLEN COVE | 241 | 193 | 42 804 | 41 218 | 4 976 | 97 614 | 1 280 | 182 | 10 | 1 513 | 5 | 2 551 |
| 13 | GREAT NECK | r83 | r49 | r20 575 | r19 861 | r1 384 | r28 574 | r335 | r70 | 2 | (D) | r3 | r70 |
| 14 | GREAT NECK ESTATES | r35 | r29 | r4 530 | r4 432 | r529 | r11 387 | r151 | r33 | 2 | (D) | - | - |
| 15 | GREAT NECK PLAZA | 163 | r139 | r30 297 | r29 537 | r4 339 | r85 093 | r1 096 | r82 | 7 | 2 206 | r6 | (D) |
| 16 | HEMPSTEAD | 581 | 499 | 189 445 | 187 465 | 23 840 | 472 189 | 6 253 | 305 | 18 | 6 265 | 18 | 62 010 |
| 17 | ISLAND PARK | r37 | r23 | r2 854 | r2 310 | r287 | r6 257 | r92 | r31 | - | - | r2 | (D) |
| 18 | KINGS POINT | 1 | 1 | (D) | (D) | (D) | (D) | (D) | (D) | - | - | - | - |
| 19 | LAKE SUCCESS | 16 | 16 | 3 595 | 3 595 | 510 | 10 111 | 127 | 11 | - | - | - | - |
| 20 | LAWRENCE | r57 | r49 | r9 456 | r9 052 | r1 226 | r25 699 | r300 | r40 | r1 | (D) | r1 | (D) |
| 21 | LONG BEACH | r296 | r218 | r41 237 | r39 523 | r4 464 | r94 375 | r1 251 | 208 | r9 | r2 000 | 11 | 699 |
| 22 | LYNBROOK | 272 | 194 | 46 280 | 43 386 | 5 555 | 102 379 | 1 196 | 206 | 12 | 2 018 | 8 | 1 067 |
| 23 | MALVERNE | r52 | r34 | r6 399 | r5 859 | r630 | r13 004 | r170 | 41 | 5 | 184 | 1 | (D) |
| 24 | MANORHAVEN | r19 | r19 | r1 680 | r1 680 | r249 | r4 857 | r95 | r14 | - | - | - | - |
| 25 | MASSAPEQUA PARK | 82 | 60 | 17 558 | 16 750 | 2 012 | 39 593 | 592 | 46 | 5 | 417 | 5 | 1 476 |
| 26 | MINEOLA | 246 | 198 | 45 483 | 43 353 | 4 721 | 89 189 | 1 070 | 187 | 14 | 2 476 | 4 | (D) |
| 27 | MUNSEY PARK | r6 | r6 | r418 | r418 | r72 | r1 425 | r25 | r3 | - | - | - | - |
| 28 | NEW HYDE PARK | r125 | r103 | r17 607 | r16 501 | r2 318 | r47 247 | r537 | r98 | r9 | r1 664 | r1 | (D) |
| 29 | ROCKVILLE CENTRE | 311 | 257 | 67 868 | 66 090 | 7 754 | 153 072 | 1 874 | 198 | 12 | 1 132 | 8 | 6 067 |
| 30 | ROSLYN | r49 | r39 | r6 851 | r6 643 | r1 118 | r22 929 | r280 | r25 | 4 | 1 192 | 2 | (D) |
| 31 | SEA CLIFF | r51 | r25 | r3 046 | r2 478 | r278 | r7 020 | r77 | r53 | 4 | 226 | - | - |
| 32 | THOMASTON | 14 | 14 | 8 195 | 8 195 | 1 062 | 20 038 | 272 | 7 | - | - | - | - |
| 33 | VALLEY STREAM | r404 | r316 | r79 793 | r77 277 | r8 639 | r163 937 | r2 198 | r302 | r18 | r2 599 | r10 | r4 654 |
| 34 | WESTBURY | r147 | r105 | r30 477 | 29 475 | r3 584 | r71 796 | r1 142 | r110 | r7 | r934 | r2 | (D) |
| 35 | WILLISTON PARK | 117 | 87 | 13 711 | 12 577 | 1 602 | 31 201 | 447 | 91 | 7 | 699 | r2 | (D) |
| 36 | REMAINDER OF COUNTY | r6 366 | r4 852 | (D) | (D) | (D) | (D) | (D) | (D) | r316 | r50 128 | r185 | r274 678 |
| 37 | NEW YORK COUNTY (MANHATTAN BOR; ART OF NEW YORK CITY) | 25 636 | 18 914 | 4 339 472 | 4 186 833 | 761 905 | 15 659 938 | 213 945 | 16 707 | 447 | 59 265 | 631 | 706 663 |
| 38 | NIAGARA COUNTY | 2 208 | 1 480 | 272 517 | 254 465 | 30 132 | 578 374 | 9 204 | 2 003 | 121 | 15 303 | 46 | 28 889 |
| 39 | LEWISTON | 42 | 32 | 5 570 | 5 422 | 651 | 12 586 | 207 | 38 | 1 | (D) | 1 | (D) |
| 40 | LOCKPORT | 349 | 259 | 49 704 | 47 056 | 5 429 | 104 550 | 1 550 | 317 | 14 | 592 | 18 | 8 004 |
| 41 | NIAGARA FALLS | 1 036 | 704 | 123 718 | 116 442 | 14 910 | 281 652 | 4 766 | 904 | 31 | 2 986 | 16 | 15 183 |
| 42 | NORTH TONAWANDA | 312 | 194 | 47 632 | 44 538 | 4 656 | 92 143 | 1 302 | 302 | 24 | 4 226 | 7 | 2 198 |
| 43 | REMAINDER OF COUNTY | 469 | 291 | 45 893 | 41 007 | 4 486 | 87 443 | 1 379 | 442 | 51 | (D) | 4 | (D) |
| 44 | ONEIDA COUNTY | 2 689 | 1 757 | 346 508 | 323 678 | 38 000 | 778 937 | 12 098 | 2 478 | 131 | 19 758 | 69 | 45 929 |
| 45 | CAMDEN | 52 | 36 | 8 598 | 8 346 | 718 | 14 812 | 223 | 50 | 3 | 707 | 1 | (D) |
| 46 | NEW YORK MILLS | 36 | 20 | 3 723 | 3 373 | 263 | 4 814 | 68 | 38 | - | - | - | - |
| 47 | ROME | 470 | 326 | 65 246 | 60 674 | 6 997 | 161 713 | 2 469 | 418 | 22 | 2 742 | 18 | 10 815 |
| 48 | SHERRILL | 23 | 9 | 1 648 | 798 | 93 | 1 832 | 34 | 28 | 2 | (D) | - | (D) |
| 49 | UTICA | 1 168 | 746 | 150 025 | 140 747 | 17 882 | 348 096 | 5 543 | 1 041 | 44 | 4 220 | 21 | 19 306 |
| 50 | WHITESBORO | 62 | 40 | 8 609 | 8 133 | 842 | 17 279 | 247 | 61 | 6 | 1 529 | 2 | (D) |
| 51 | YORKVILLE | 57 | 43 | 12 999 | 12 483 | 1 201 | 23 235 | 370 | 52 | 2 | (D) | 2 | (D) |
| 52 | REMAINDER OF COUNTY | 821 | 537 | 95 664 | 89 124 | 10 004 | 207 156 | 3 144 | 790 | 52 | 10 434 | 25 | 10 580 |
| 53 | ONONDAGA COUNTY | 3 617 | 2 631 | 613 973 | 590 529 | 77 843 | 1 516 982 | 23 277 | 3 143 | 178 | 22 906 | 90 | 86 363 |
| 54 | BALDWINSVILLE | 77 | 55 | 11 146 | 10 694 | 1 062 | 19 934 | 287 | 69 | 3 | 407 | 4 | 466 |
| 55 | EAST SYRACUSE | r57 | r47 | r11 926 | r11 766 | r1 418 | r26 492 | r321 | r53 | r4 | r409 | 2 | (D) |
| 56 | FAYETTEVILLE | 48 | 38 | 6 958 | 6 790 | 729 | 13 172 | 191 | 48 | 3 | (D) | 1 | (D) |
| 57 | LIVERPOOL | 80 | 54 | 10 453 | 10 045 | 1 077 | 22 433 | 379 | 73 | 3 | (D) | 1 | (D) |
| 58 | NORTH SYRACUSE | 95 | 69 | 20 695 | 19 883 | 2 001 | 39 596 | 708 | 75 | 4 | 292 | 3 | (D) |
| 59 | SKANEATELES | 51 | 33 | 6 589 | 6 201 | 800 | 16 599 | 267 | 49 | 5 | 1 094 | 1 | (D) |
| 60 | SOLVAY | 108 | 76 | 14 042 | 13 340 | 1 632 | 31 670 | 497 | 108 | 3 | (D) | 8 | 2 484 |
| 61 | SYRACUSE | 2 072 | 1 494 | 355 681 | 341 633 | 49 549 | 953 122 | 14 399 | 1 812 | 69 | 8 878 | 35 | 58 186 |
| 62 | REMAINDER OF COUNTY | r1 029 | r765 | r176 483 | r170 087 | r19 575 | r393 964 | r6 228 | r856 | r84 | r10 162 | 35 | 19 330 |
| 63 | ONTARIO COUNTY | 755 | 529 | 101 516 | 96 152 | 10 628 | 204 374 | 3 274 | 675 | 52 | 8 518 | 27 | 8 651 |
| 64 | CANANDAIGUA | 182 | 140 | 28 025 | 27 129 | 2 815 | 54 206 | 795 | 142 | 8 | 1 979 | 8 | 1 626 |
| 65 | GENEVA | 229 | 169 | 33 959 | 32 591 | 3 894 | 78 860 | 1 296 | 194 | 13 | 2 112 | 8 | 6 313 |
| 66 | REMAINDER OF COUNTY | 344 | 220 | 39 532 | 36 432 | 3 919 | 71 308 | 1 183 | 339 | 31 | 4 427 | 11 | 712 |
| 67 | ORANGE COUNTY | 2 058 | 1 386 | 282 505 | 264 793 | 29 569 | 581 927 | 8 656 | 1 918 | 102 | 19 778 | 70 | 26 262 |
| 68 | CORNWALL | 35 | 21 | 3 970 | 3 386 | 301 | 5 698 | 74 | 33 | 1 | (D) | 1 | (D) |
| 69 | GOSHEN | 59 | 41 | 7 661 | 7 177 | 785 | 14 748 | 220 | 63 | 6 | 1 114 | 1 | (D) |
| 70 | HIGHLAND FALLS | 61 | 39 | 6 002 | 5 270 | 547 | 10 761 | 167 | 62 | 2 | (D) | 2 | (D) |
| 71 | MIDDLETOWN | 301 | 215 | 44 343 | 42 123 | 5 204 | 101 260 | 1 466 | 278 | 11 | 2 622 | 14 | 9 312 |
| 72 | MONROE | 73 | 51 | 9 684 | 9 200 | 1 050 | 19 329 | 261 | 67 | 4 | 1 366 | 4 | 279 |
| 73 | NEWBURGH | 509 | 335 | 66 442 | 61 072 | 7 680 | 150 670 | 2 107 | 464 | 13 | 1 391 | 16 | 11 473 |
| 74 | PORT JERVIS | 159 | 111 | 21 920 | 20 710 | 2 112 | 40 761 | 620 | 141 | 10 | 1 074 | 4 | 1 016 |
| 75 | WALDEN | 77 | 51 | 8 326 | 7 762 | 710 | 13 773 | 220 | 73 | 4 | 204 | 4 | 181 |
| 76 | WARWICK | 68 | 56 | 9 617 | 9 481 | 1 041 | 18 800 | 358 | 67 | 4 | (D) | 4 | 360 |
| 77 | REMAINDER OF COUNTY | 716 | 466 | 104 540 | 98 612 | 10 139 | 206 127 | 3 163 | 670 | 47 | 10 256 | 20 | 3 230 |

Standard Notes: - Represents zero. (D) Withheld to avoid disclosure. (NA) Not available. (X) Not applicable. r Revised.
*Nonstore retailers, part of SIC major group 53, are shown separately in this table.

Inhabitants or More: 1963 - Continued

Kind-of-business group - continued

Table with 19 columns: Food stores, Automotive dealers, Gasoline service stations, Apparel, accessory stores, Furniture, home furnishings, equipment stores, Eating, drinking places, Drug stores, proprietary stores, Other retail stores, Nonstore retailers. Includes sub-columns for Establishments (number), Sales (\$1,000), and Line number.

TABLE 3. Counties; Cities of 2,500

| Line number | County and city | Total | | | | | | | | Kind-of-business group | | | |
|-------------|--|----------------|--------------|---------------------------|-----------------------------|--------------------------------|---|---|--|--|-----------|-----------------------------------|-----------|
| | | Establishments | | Sales | | Payroll, entire year (\$1,000) | Payroll, workweek ended nearest Nov. 15 (dollars) | Paid employees, workweek ended nearest Nov. 15 (number) | Active proprietors of unincorporated businesses (number) | Lumber, building matls., hardware, farm equip. dealers | | General merchandise group stores* | |
| | | Total | With payroll | Total, all establishments | Establishments with payroll | | | | | Estab-lishments | Sales | Estab-lishments | Sales |
| | | (number) | (number) | (\$1,000) | (\$1,000) | (number) | (\$1,000) | (number) | (number) | (number) | (\$1,000) | (number) | (\$1,000) |
| 1 | ORLEANS COUNTY | 380 | 246 | 44 920 | 41 134 | 4 259 | 80 906 | 1 255 | 375 | 28 | 3 039 | 13 | 2 276 |
| 2 | ALBION | 92 | 68 | 13 276 | 12 528 | 1 333 | 24 665 | 374 | 82 | 7 | 844 | 3 | 1 318 |
| 3 | MEDINA | 128 | 94 | 17 228 | 15 996 | 1 880 | 35 678 | 572 | 117 | 12 | 684 | 6 | 685 |
| 4 | REMAINOER OF COUNTY | 160 | 84 | 14 416 | 12 610 | 1 046 | 20 563 | 309 | 176 | 9 | 1 511 | 4 | 303 |
| 5 | OSWEGO COUNTY | 948 | 582 | 99 418 | 90 852 | 9 311 | 182 717 | 2 826 | 904 | 59 | 8 250 | 30 | 7 730 |
| 6 | FULTON | 224 | 138 | 28 653 | 26 105 | 2 802 | 54 854 | 841 | 191 | 8 | 1 232 | 7 | 5 510 |
| 7 | OSWEGO | 267 | 175 | 29 624 | 27 922 | 3 090 | 61 385 | 975 | 243 | 6 | 1 491 | 7 | 1 380 |
| 8 | REMAINOER OF COUNTY | 457 | 269 | 41 141 | 36 825 | 3 419 | 66 478 | 1 010 | 470 | 45 | 5 527 | 16 | 840 |
| 9 | OTSEGO COUNTY | 664 | 444 | 78 097 | 72 921 | 8 428 | 165 636 | 2 593 | 595 | 52 | 7 802 | 13 | 9 595 |
| 10 | COOPERSTOWN | 64 | 52 | 8 134 | 7 822 | 877 | 15 866 | 279 | 66 | 4 | 866 | 2 | (0) |
| 11 | ONEONTA | 219 | 173 | 35 940 | 34 854 | 4 310 | 86 903 | 1 321 | 176 | 14 | 3 447 | 6 | 6 604 |
| 12 | REMAINOER OF COUNTY | 381 | 219 | 34 023 | 30 245 | 3 241 | 62 867 | 993 | 353 | 34 | 3 489 | 5 | (0) |
| 13 | PUTNAM COUNTY | 419 | 273 | 48 668 | 45 026 | 4 974 | 101 335 | 1 323 | 371 | 33 | 4 776 | 9 | 545 |
| 14 | QUEENS COUNTY (QUEENS BOR. PART OF NEW YORK CITY) . . . | 14 310 | 10 100 | 2 053 671 | 1 941 065 | 244 820 | 4 930 517 | 67 103 | 11 417 | 550 | 58 092 | 319 | 191 399 |
| 15 | RENSSELAER COUNTY | 1 401 | 907 | 176 593 | 165 503 | 17 969 | 348 639 | 5 395 | 1 301 | 61 | 5 843 | 28 | 10 877 |
| 16 | HOOSICK FALLS | 63 | 39 | 7 993 | 7 461 | 629 | 12 078 | 177 | 59 | 4 | 698 | 3 | 297 |
| 17 | RENSSELAER | 103 | 71 | 15 622 | 14 772 | 1 495 | 27 862 | 402 | 94 | 8 | 749 | 1 | (0) |
| 18 | TROY | 799 | 543 | 115 171 | 109 557 | 12 623 | 242 331 | 3 691 | 712 | 25 | 2 425 | 14 | 8 355 |
| 19 | REMAINOER OF COUNTY | 436 | 254 | 37 807 | 33 713 | 3 222 | 66 368 | 1 125 | 436 | 24 | 1 971 | 10 | (0) |
| 20 | RICHMOND COUNTY (RICHMOND BOR. PART OF NEW YORK CITY) | 1 921 | 1 179 | 247 307 | 227 109 | 26 613 | 519 559 | 7 292 | 1 704 | 107 | 12 239 | 50 | 15 095 |
| 21 | ROCKLAND COUNTY | 1 256 | 894 | 198 332 | 186 906 | 20 228 | 403 451 | 5 887 | 1 084 | 72 | 11 978 | 29 | 17 988 |
| 22 | HAVERSTRAW | 106 | 72 | 11 087 | 10 281 | 970 | 20 135 | 299 | 103 | 8 | 2 179 | 3 | (0) |
| 23 | NYACK | 133 | 113 | 24 033 | 23 567 | 2 429 | 44 995 | 624 | 107 | 5 | 418 | 5 | 745 |
| 24 | SLOATSBURG | 24 | 18 | 3 352 | 2 986 | 486 | 8 568 | 170 | 24 | 3 | 366 | - | - |
| 25 | SOUTH NYACK | - | - | - | - | - | - | - | - | - | - | - | - |
| 26 | SPRING VALLEY | 177 | 133 | 26 568 | 25 474 | 2 918 | 55 887 | 756 | 126 | 11 | 2 471 | 6 | 457 |
| 27 | SUFFERN | 89 | 67 | 14 042 | 13 136 | 1 334 | 26 817 | 383 | 78 | 7 | 1 100 | 2 | (0) |
| 28 | WEST HAVERSTRAW | 30 | 22 | 5 396 | 5 214 | 569 | 14 011 | 156 | 26 | - | - | - | - |
| 29 | REMAINOER OF COUNTY | 697 | 469 | 113 854 | 106 248 | 11 522 | 233 038 | 3 499 | 620 | 38 | 5 444 | 13 | 16 113 |
| 30 | ST LAWRENCE COUNTY | 1 216 | 764 | 128 658 | 114 384 | 12 549 | 247 999 | 3 876 | 1 112 | 88 | 8 329 | 50 | 11 619 |
| 31 | CANTON | 91 | 67 | 12 475 | 11 597 | 1 254 | 24 362 | 362 | 78 | 11 | 1 632 | 1 | (0) |
| 32 | GOUVERNEUR | 98 | 68 | 15 158 | 13 656 | 1 559 | 29 310 | 455 | 87 | 10 | 1 222 | 2 | (0) |
| 33 | MASSENA | 212 | 158 | 29 514 | 28 176 | 3 179 | 58 196 | 899 | 173 | 8 | 723 | 6 | 2 682 |
| 34 | OGDENSBURG | 193 | 125 | 24 825 | 23 143 | 2 543 | 50 857 | 762 | 167 | 10 | 1 527 | 8 | 3 165 |
| 35 | POTSDAM | 124 | 94 | 19 511 | 18 115 | 2 199 | 45 283 | 695 | 95 | 5 | 560 | 7 | 3 245 |
| 36 | REMAINOER OF COUNTY | 498 | 252 | 27 175 | 19 697 | 1 815 | 39 991 | 703 | 512 | 44 | 2 665 | 26 | 1 532 |
| 37 | SARATOGA COUNTY | 1 050 | 620 | 93 480 | 83 202 | 8 577 | 166 245 | 2 883 | 1 066 | 57 | 4 999 | 27 | 3 579 |
| 38 | BALLSTON SPA | 127 | 67 | 11 604 | 10 412 | 975 | 20 790 | 307 | 128 | 4 | 235 | 3 | 235 |
| 39 | CORINTH | 58 | 40 | 5 154 | 4 754 | 381 | 7 870 | 135 | 51 | 3 | (0) | 1 | (0) |
| 40 | MECHANICVILLE | 133 | 73 | 12 546 | 10 976 | 1 075 | 20 235 | 338 | 141 | 4 | 270 | 1 | (0) |
| 41 | SARATOGA SPRINGS | 251 | 179 | 24 743 | 23 259 | 2 742 | 54 001 | 1 020 | 253 | 12 | 962 | 10 | 1 702 |
| 42 | SOUTH GLENS FALLS | 66 | 40 | 8 840 | 7 842 | 805 | 15 800 | 271 | 62 | 10 | 864 | 1 | (0) |
| 43 | WATERFORD | 69 | 31 | 3 813 | 2 705 | 259 | 4 842 | 97 | 76 | 2 | (0) | - | - |
| 44 | REMAINOER OF COUNTY | 346 | 190 | 26 780 | 23 254 | 2 340 | 42 707 | 715 | 355 | 22 | 2 223 | 11 | 268 |
| 45 | SCHENECTAOY COUNTY | 1 361 | 901 | 191 678 | 180 576 | 20 974 | 432 364 | 6 955 | 1 216 | 62 | 6 558 | 27 | 27 716 |
| 46 | SCHENECTADY | 1 021 | 679 | 147 167 | 139 267 | 16 597 | 344 069 | 5 581 | 888 | 41 | 4 903 | 21 | 26 413 |
| 47 | SCOTIA | 115 | 73 | 14 419 | 13 429 | 1 426 | 26 654 | 428 | 110 | 10 | 395 | 4 | (0) |
| 48 | REMAINDER OF COUNTY | 225 | 149 | 30 092 | 27 880 | 2 951 | 61 641 | 946 | 218 | 11 | 1 260 | 2 | (0) |
| 49 | SCHOHARIE COUNTY | 272 | 178 | 28 294 | 26 144 | 2 375 | 49 344 | 751 | 251 | 18 | 3 040 | 8 | 892 |
| 50 | COBLESKILL | 79 | 61 | 12 759 | 12 385 | 1 161 | 23 171 | 341 | 62 | 4 | 788 | 2 | (0) |
| 51 | REMAINOER OF COUNTY | 193 | 117 | 15 535 | 13 759 | 1 214 | 26 173 | 410 | 189 | 14 | 2 252 | 6 | (0) |
| 52 | SCHUYLER COUNTY | 187 | 117 | 20 670 | 19 110 | 1 909 | 34 089 | 562 | 216 | 9 | 7 257 | 5 | 428 |
| 53 | WATKINS GLEN | 83 | 61 | 6 379 | 5 765 | 484 | 9 269 | 162 | 99 | 4 | 175 | 2 | (0) |
| 54 | REMAINDER OF COUNTY | 104 | 56 | 14 291 | 13 345 | 1 425 | 24 820 | 400 | 117 | 5 | 7 082 | 3 | (0) |
| 55 | SENECA COUNTY | 336 | 212 | 33 231 | 30 607 | 3 057 | 60 229 | 930 | 319 | 22 | 3 897 | 12 | 1 481 |
| 56 | SENECA FALLS | 109 | 79 | 13 601 | 12 873 | 1 226 | 24 227 | 359 | 92 | 6 | (0) | 4 | 309 |
| 57 | WATERLOO | 77 | 49 | 5 816 | 5 178 | 533 | 11 426 | 183 | 81 | 2 | (0) | 2 | (0) |
| 58 | REMAINOER OF COUNTY | 150 | 84 | 13 814 | 12 556 | 1 298 | 24 576 | 388 | 146 | 14 | 3 003 | 6 | (0) |
| 59 | STEBEN COUNTY | 1 014 | 764 | 122 474 | 116 026 | 12 368 | 242 452 | 3 925 | 983 | 63 | 9 980 | 36 | 9 238 |
| 60 | BATH | 123 | 99 | 17 642 | 17 208 | 1 757 | 33 308 | 565 | 112 | 7 | 1 034 | 3 | (0) |
| 61 | CANISTEO | 40 | 30 | 3 110 | 2 992 | 324 | 6 232 | 101 | 40 | 6 | (0) | 1 | (0) |
| 62 | CORNING | 222 | 190 | 37 869 | 37 155 | 4 153 | 83 374 | 1 220 | 193 | 7 | 3 291 | 9 | 3 375 |
| 63 | HORNELL | 176 | 142 | 24 803 | 23 917 | 2 941 | 58 570 | 979 | 158 | 9 | 1 809 | 6 | 3 001 |
| 64 | PAINTED POST | 34 | 30 | 4 776 | 4 714 | 521 | 9 829 | 161 | 35 | 3 | (0) | 1 | (0) |
| 65 | REMAINOER OF COUNTY | 419 | 273 | 34 274 | 30 040 | 2 672 | 51 139 | 899 | 445 | 31 | 2 774 | 16 | 1 496 |
| 66 | SUFFOLK COUNTY | 6 383 | 4 759 | 1 148 843 | 1 098 617 | 126 696 | 2 578 945 | 35 950 | 5 013 | 336 | 68 071 | 191 | 200 689 |
| 67 | AMITYVILLE | 160 | 128 | 29 570 | 28 644 | 3 393 | 67 842 | 747 | 120 | 9 | 1 132 | 2 | (0) |
| 68 | BABYLON | 174 | 138 | 26 647 | 25 925 | 3 253 | 64 065 | 878 | 129 | 6 | 1 151 | 7 | 2 352 |
| 69 | BRIGHTWATERS | 23 | 15 | 2 045 | 1 787 | 208 | 4 962 | 75 | 16 | - | - | - | - |
| 70 | GREENPORT | 79 | 49 | 8 585 | 7 731 | 939 | 16 940 | 244 | 77 | 6 | 888 | 3 | (0) |
| 71 | LINDENHURST | 262 | 176 | 32 218 | 29 862 | 3 306 | 67 867 | 898 | 201 | 15 | 3 160 | 6 | 391 |
| 72 | LLOYD HARBOR | - | - | - | - | - | - | - | - | - | - | - | - |
| 73 | NORTHPORT | 88 | 56 | 10 282 | 9 194 | 1 125 | 21 528 | 272 | 83 | 4 | 212 | 1 | (0) |
| 74 | PATCHOGUE | 284 | 222 | 61 192 | 59 288 | 6 673 | 135 759 | 1 749 | 225 | 15 | 2 269 | 15 | 18 126 |
| 75 | SOUTHAMPTON | 141 | 107 | 22 061 | 20 991 | 2 399 | 47 808 | 624 | 125 | 6 | 1 786 | 3 | (0) |
| 76 | REMAINOER OF COUNTY | 5 172 | 3 868 | 956 243 | 915 195 | 105 400 | 2 152 174 | 30 463 | 4 037 | 275 | 57 473 | 154 | 177 146 |

Standard Notes: - Represents zero. (D) Withheld to avoid disclosure. (NA) Not available. (X) Not applicable. † Revised.
 * Nonstore retailers, part of SIC major group 53, are shown separately in this table.

Inhabitants or More: 1963-Continued

| Kind-of-business group - continued | | | | | | | | | | | | | | | | | | Line number | |
|------------------------------------|--------------------|---------------------------|--------------------|------------------------------|--------------------|------------------------------|--------------------|---|--------------------|------------------------------|--------------------|---------------------------------|--------------------|------------------------------|--------------------|------------------------------|--------------------|-------------|----|
| Food stores | | Automotive dealers | | Gasoline service stations | | Apparel, accessory stores | | Furniture, home furnishings, equipment stores | | Eating, drinking places | | Drug stores, proprietary stores | | Other retail stores | | Nonstore retailers * | | | |
| Estab-lish-ments (number) | Sales (\$1,000) | Estab-lish-ments (No.) | Sales (\$1,000) | Estab-lish-ments (number) | Sales (\$1,000) | Estab-lish-ments (number) | Sales (\$1,000) | Estab-lish-ments (number) | Sales (\$1,000) | Estab-lish-ments (number) | Sales (\$1,000) | Estab-lish-ments (No.) | Sales (\$1,000) | Estab-lish-ments (number) | Sales (\$1,000) | Estab-lish-ments (number) | Sales (\$1,000) | | |
| 81 | 11 288 | 24 | 11 578 | 48 | 3 459 | 20 | 1 977 | 16 | 1 641 | 68 | 2 487 | 11 | 1 150 | 57 | 4 815 | 14 | 1 210 | 1 | |
| 7 | 3 131 | 7 | 3 016 | 15 | 1 484 | 6 | 651 | 5 | (0) | 19 | 4 333 | 3 | 396 | 16 | 1 434 | 4 | (0) | 2 | |
| 27 | 4 953 | 10 | 3 707 | 11 | 1 030 | 11 | 1 230 | 8 | 756 | 17 | 1 099 | 3 | 563 | 17 | 1 483 | 6 | 1 068 | 3 | |
| 47 | 3 204 | 7 | 4 855 | 22 | 945 | 3 | 96 | 3 | (0) | 32 | 955 | 5 | 191 | 24 | 1 898 | 4 | (0) | 4 | |
| 172 | 31 373 | 56 | 18 092 | 102 | 6 737 | 62 | 4 190 | 34 | 2 935 | 227 | 7 278 | 24 | 3 187 | 155 | 8 672 | 27 | 974 | 5 | |
| 51 | 8 636 | 12 | 4 914 | 20 | 1 545 | 22 | 1 355 | 9 | 776 | 50 | 1 682 | 4 | 748 | 31 | 2 102 | 10 | 143 | 6 | |
| 42 | 9 524 | 17 | 5 623 | 24 | 1 787 | 26 | 2 200 | 11 | 1 043 | 68 | 2 468 | 6 | 1 189 | 51 | 2 128 | 9 | 791 | 7 | |
| 79 | 13 203 | 27 | 7 555 | 58 | 3 405 | 14 | 635 | 14 | 1 116 | 109 | 3 128 | 14 | 1 250 | 73 | 4 442 | 8 | 40 | 8 | |
| 127 | 17 238 | 51 | 13 432 | 77 | 4 089 | 33 | 2 630 | 25 | 1 774 | 127 | 5 445 | 19 | 1 799 | 123 | 13 319 | 17 | 974 | 9 | |
| 7 | 2 151 | 5 | 1 006 | 3 | 325 | 4 | 200 | 7 | 286 | 11 | 464 | 2 | (0) | 15 | 1 634 | 4 | 26 | 10 | |
| 31 | 7 798 | 17 | 6 155 | 26 | 1 708 | 21 | 1 986 | 9 | 1 098 | 38 | 2 024 | 6 | 796 | 46 | 3 782 | 5 | 542 | 11 | |
| 89 | 7 289 | 29 | 6 271 | 48 | 2 056 | 8 | 444 | 9 | 390 | 78 | 2 957 | 11 | (0) | 62 | 7 903 | 8 | 406 | 12 | |
| 70 | 12 728 | 26 | 10 339 | 49 | 3 163 | 19 | 807 | 20 | 1 141 | 110 | 4 364 | 11 | 1 718 | 58 | 7 649 | 14 | 1 438 | 13 | |
| 3 724 | 670 564 | 333 | 266 691 | 870 | 107 501 | 1 450 | 151 539 | 776 | 99 706 | 2 827 | 214 560 | 616 | 59 346 | 2 026 | 180 930 | 819 | 53 343 | 14 | |
| 292 | 49 630 | 72 | 34 005 | 150 | 13 385 | 94 | 13 816 | 63 | 8 439 | 302 | 12 930 | 45 | 4 611 | 235 | 20 406 | 59 | 2 651 | 15 | |
| 14 | 2 341 | 5 | 1 556 | 4 | 207 | 2 | (D) | 2 | (0) | 17 | 310 | 3 | 199 | 8 | 972 | 1 | (0) | 16 | |
| 21 | 6 213 | 5 | 2 491 | 20 | 2 277 | 3 | 48 | 1 | (0) | 26 | 889 | 3 | 274 | 14 | 1 867 | 1 | (0) | 17 | |
| 187 | 29 039 | 36 | 24 880 | 56 | 6 146 | 79 | 13 276 | 41 | 7 054 | 154 | 8 126 | 28 | 3 148 | 149 | 11 696 | 30 | 1 026 | 18 | |
| 70 | 12 037 | 26 | 5 078 | 70 | 4 755 | 10 | (D) | 19 | 1 029 | 105 | 3 605 | 11 | 990 | 64 | 5 871 | 27 | (0) | 19 | |
| 508 | 84 358 | 46 | 32 658 | 124 | 11 151 | 179 | 22 732 | 108 | 14 638 | 388 | 20 332 | 69 | 7 168 | 256 | 22 081 | 86 | 4 855 | 20 | |
| 200 | 56 650 | 64 | 34 032 | 121 | 12 933 | 109 | 9 555 | 80 | 9 341 | 257 | 17 762 | 41 | 5 220 | 191 | 16 984 | 92 | 5 889 | 21 | |
| 15 | 2 649 | 6 | 1 966 | 2 | (0) | 15 | 942 | 2 | (0) | 33 | 892 | 4 | (0) | 14 | 641 | 4 | 329 | 22 | |
| 3 | 3 683 | 12 | 11 059 | 9 | 1 028 | 27 | 2 604 | 8 | 975 | 21 | 1 242 | 3 | 671 | 20 | 1 417 | 4 | 191 | 23 | |
| 19 | 409 | 1 | (0) | 5 | (0) | 1 | - | 8 | - | 6 | 1 707 | - | - | 6 | 378 | - | - | 24 | |
| - | - | - | - | - | - | - | - | - | - | - | - | - | - | - | - | - | - | - | 25 |
| 35 | 6 460 | 8 | 6 866 | 9 | 2 338 | 27 | 1 782 | 13 | 732 | 27 | 2 351 | 6 | 799 | 28 | 1 973 | 7 | 339 | 26 | |
| 12 | 5 804 | 8 | 1 860 | 4 | 438 | 10 | 1 219 | 5 | (0) | 15 | 928 | 3 | 529 | 18 | 989 | 5 | (0) | 27 | |
| 6 | 532 | 3 | (0) | 4 | 293 | 1 | - | 5 | 2 125 | 6 | 293 | 1 | (0) | 4 | 145 | 1 | (0) | 28 | |
| 110 | 37 113 | 26 | 10 238 | 88 | 8 287 | 30 | 3 008 | 47 | 4 472 | 149 | 10 349 | 24 | 2 694 | 101 | 11 441 | 71 | 4 695 | 29 | |
| 219 | 34 146 | 78 | 23 411 | 149 | 8 642 | 68 | 5 358 | 46 | 4 180 | 258 | 8 844 | 23 | 5 051 | 193 | 16 321 | 44 | 2 757 | 30 | |
| 15 | 2 948 | 6 | 2 546 | 6 | 488 | 5 | 674 | 5 | 159 | 15 | 614 | 2 | (0) | 23 | 2 464 | 1 | (0) | 31 | |
| 18 | 3 898 | 5 | 3 351 | 15 | 874 | 6 | 853 | 4 | 375 | 18 | 814 | 4 | 1 377 | 9 | 1 262 | 7 | (0) | 32 | |
| 22 | 7 854 | 16 | 6 633 | 20 | 1 345 | 14 | 1 544 | 13 | 1 840 | 61 | 2 292 | 4 | 1 146 | 32 | 2 662 | 16 | 793 | 33 | |
| 40 | 6 951 | 8 | 4 766 | 24 | 1 351 | 20 | 1 404 | 11 | 935 | 30 | 953 | 3 | (0) | 26 | 2 344 | 2 | (0) | 34 | |
| 16 | 5 535 | 8 | 2 380 | 19 | 1 652 | 13 | 653 | 5 | 516 | 20 | 1 411 | 3 | (0) | 25 | 2 399 | 3 | (0) | 35 | |
| 108 | 6 960 | 35 | 3 735 | 65 | 2 932 | 9 | 230 | 8 | 355 | 114 | 2 760 | 6 | 544 | 68 | 5 190 | 15 | 272 | 36 | |
| 214 | 26 104 | 55 | 18 428 | 101 | 7 391 | 39 | 2 917 | 37 | 2 658 | 295 | 11 783 | 30 | 3 305 | 160 | 10 427 | 35 | 1 889 | 37 | |
| 26 | 3 290 | 4 | 4 120 | 12 | 629 | 8 | 304 | 5 | 158 | 33 | 1 019 | 3 | 249 | 25 | 1 325 | 4 | 52 | 38 | |
| 13 | 2 128 | 7 | 3 999 | 4 | 273 | 4 | 153 | 2 | (0) | 12 | 484 | 2 | (0) | 11 | 677 | 1 | (0) | 39 | |
| 26 | 2 781 | 5 | 3 409 | 12 | 738 | 6 | (0) | 5 | 660 | 33 | 971 | 7 | 360 | 30 | 1 866 | 4 | (0) | 40 | |
| 44 | 4 189 | 16 | 5 455 | 19 | 1 606 | 13 | 1 182 | 8 | 1 005 | 77 | 4 084 | 7 | 1 018 | 39 | 2 962 | 6 | 578 | 41 | |
| 11 | 3 262 | 3 | 1 230 | 8 | 495 | - | - | 4 | 96 | 12 | 1 155 | 2 | (0) | 15 | 571 | - | - | 42 | |
| 28 | 2 512 | - | - | 6 | 168 | 1 | (0) | 4 | (0) | 17 | 513 | 4 | (0) | 7 | 226 | - | - | 43 | |
| 66 | 7 942 | 20 | 3 215 | 40 | 3 482 | 7 | 673 | 9 | 502 | 111 | 3 557 | 7 | 1 065 | 33 | 2 800 | 20 | 753 | 44 | |
| 257 | 44 494 | 53 | 35 122 | 148 | 13 483 | 101 | 12 150 | 78 | 8 768 | 305 | 14 733 | 41 | 7 192 | 234 | 17 337 | 55 | 4 125 | 45 | |
| 206 | 28 607 | 42 | 29 902 | 97 | 7 971 | 94 | 11 575 | 56 | 7 056 | 222 | 10 746 | 32 | 5 850 | 175 | 12 491 | 35 | 1 673 | 46 | |
| 28 | 4 502 | 5 | 4 064 | 11 | 1 298 | 3 | (0) | 6 | 130 | 20 | 1 120 | 5 | 808 | 17 | 648 | 6 | 158 | 47 | |
| 23 | 11 385 | 6 | 1 156 | 40 | 4 214 | 4 | (0) | 16 | 1 582 | 63 | 2 867 | 4 | 554 | 42 | 4 198 | 14 | 2 294 | 48 | |
| 37 | 6 600 | 17 | 5 627 | 43 | 2 354 | 18 | 919 | 12 | 757 | 57 | 1 434 | 5 | 628 | 49 | 5 326 | 8 | 217 | 49 | |
| 7 | 3 615 | 6 | 2 550 | 10 | 620 | 12 | 698 | 4 | 233 | 9 | 359 | 2 | (0) | 21 | 2 811 | 2 | (0) | 50 | |
| 30 | 2 985 | 11 | 3 077 | 33 | 2 234 | 6 | 221 | 8 | 524 | 48 | 1 075 | 3 | (0) | 28 | 2 515 | 6 | (0) | 51 | |
| 31 | 3 890 | 15 | 3 305 | 20 | 1 491 | 8 | 330 | 10 | 453 | 48 | 1 388 | 3 | 318 | 31 | 1 633 | 7 | 177 | 52 | |
| 6 | 1 292 | 11 | 2 301 | 8 | 535 | 5 | 313 | 3 | (0) | 23 | 563 | 2 | (0) | 17 | 576 | 2 | (0) | 53 | |
| 25 | 2 598 | 4 | 1 004 | 12 | 956 | 3 | 17 | 7 | (0) | 25 | 825 | 1 | (0) | 14 | 1 057 | 5 | (0) | 54 | |
| 49 | 8 901 | 38 | 6 511 | 40 | 3 481 | 26 | 1 365 | 18 | 1 510 | 74 | 2 642 | 5 | 1 026 | 39 | 2 154 | 13 | 263 | 55 | |
| 22 | 6 023 | 12 | 2 278 | 7 | 603 | 11 | 1 025 | 9 | 692 | 20 | 556 | 3 | (0) | 15 | 668 | - | - | 56 | |
| 10 | 1 308 | 8 | 1 127 | 12 | 1 057 | 4 | 119 | 4 | 180 | 24 | 875 | 1 | (0) | 10 | 316 | - | - | 57 | |
| 17 | 1 570 | 18 | 3 106 | 21 | 1 821 | 11 | 221 | 5 | 638 | 30 | 1 211 | 1 | (0) | 14 | 1 170 | 13 | 263 | 58 | |
| 175 | 33 603 | 70 | 24 497 | 122 | 9 829 | 82 | 7 250 | 46 | 4 253 | 214 | 8 156 | 26 | 3 443 | 158 | 11 220 | 22 | 1 005 | 59 | |
| 23 | 4 523 | 14 | 3 753 | 8 | 1 247 | 15 | 1 256 | 6 | (0) | 24 | 981 | 3 | (0) | 18 | 2 487 | 2 | (0) | 60 | |
| 8 | (0) | 2 | (0) | 3 | 345 | 2 | (0) | 3 | (0) | 3 | 105 | 1 | (0) | 9 | 610 | 2 | (0) | 61 | |
| 35 | 10 295 | 14 | 8 515 | 23 | 2 201 | 29 | 2 767 | 13 | 1 706 | 52 | 2 269 | 7 | (0) | 31 | 2 127 | 2 | (0) | 62 | |
| 26 | 5 409 | 13 | 5 066 | 24 | 1 559 | 13 | 2 379 | 13 | 1 042 | 35 | 1 587 | 5 | 970 | 28 | 1 595 | 4 | 386 | 63 | |
| 4 | (0) | 3 | (0) | 5 | 650 | 2 | (0) | 3 | (0) | 8 | 370 | 3 | (0) | 3 | 235 | 2 | (0) | 64 | |
| 79 | 10 493 | 24 | 7 060 | 59 | 3 827 | 21 | 493 | 11 | 499 | 92 | 2 844 | 7 | 375 | 69 | 4 166 | 10 | 247 | 65 | |
| 1 024 | 292 785 | 353 | 179 517 | 783 | 67 282 | 454 | 53 286 | 327 | 40 515 | 1 244 | 77 678 | 208 | 29 195 | 1 160 | 116 185 | 303 | 23 640 | 66 | |
| 21 | 4 898 | 23 | 11 454 | 11 | 1 539 | 13 | (0) | 6 | 1 252 | 23 | 1 381 | 6 | 738 | 37 | 4 206 | 9 | 1 453 | 67 | |
| 19 | 4 392 | 3 | (0) | 7 | 631 | 21 | 5 023 | 17 | 2 172 | 25 | 1 320 | 10 | 2 582 | 51 | 5 261 | 8 | (0) | 68 | |
| 3 | 408 | - | - | 5 | 492 | - | - | 3 | 287 | 4 | 127 | 1 | (0) | 2 | (0) | 5 | 198 | 69 | |
| 11 | 2 996 | 1 | (0) | 8 | 434 | 15 | 613 | 1 | (0) | 11 | 919 | 2 | (0) | 19 | 937 | 2 | (0) | 70 | |
| 39 | 9 069 | 14 | 4 190 | 34 | 2 679 | 7 | 534 | 1 | 1 707 | 56 | 3 015 | 5 | 764 | 55 | 5 728 | 13 | 981 | 71 | |
| - | - | - | - | - | - | - | - | - | - | - | - | - | - | - | - | - | - | - | 72 |
| 22 | 3 894 | 2 | (0) | 9 | 560 | 3 | (0) | 1 | (0) | 14 | 1 168 | 3 | 433 | 22 | (0) | 7 | 860 | 73 | |
| 36 | 6 582 | 23 | 10 263 | 28 | 3 064 | 28 | 4 356 | 26 | 5 048 | 36 | 2 585 | 6 | 501 | 61 | 7 343 | 10 | 1 055 | 74 | |
| 17 | 5 839 | 15 | 5 392 | 12 | 941 | 24 | 1 848 | 3 | (0) | 22 | 1 558 | 3 | 552 | 31 | 2 573 | 5 | 438 | 75 | |
| 856 | 254 707 | 272 | 145 347 | 669 | 56 942 | 343 | 39 589 | 252 | 29 731 | 1 053 | 65 605 | 172 | 23 223 | 882 | 88 167 | 244 | 18 313 | 76 | |

TABLE 3. Counties; Cities of 2,500

| Line number | County and city | Total | | | | | | | | Kind-of-business group | | | |
|-------------|--------------------------------------|----------------|--------------|---------------------------|-----------------------------|----------------------|---|--|---|--|-----------|-----------------------------------|-----------|
| | | Establishments | | Sales | | Payroll, entire year | Payroll, workweek ended nearest Nov. 15 | Paid employees, workweek ended nearest Nov. 15 | Active proprietors of unincorporated businesses | Lumber, building matts., hardware, farm equip. dealers | | General merchandise group stores* | |
| | | Total | With payroll | Total, all establishments | Establishments with payroll | | | | | Establishments | Sales | Establishments | Sales |
| | | (number) | (number) | (\$1,000) | (\$1,000) | (\$1,000) | (dollars) | (number) | (number) | (number) | (\$1,000) | (number) | (\$1,000) |
| 1 | SULLIVAN COUNTY | 933 | 651 | 92 709 | 87 289 | 9 266 | 190 970 | 2 766 | 890 | 32 | 6 341 | 34 | 3 926 |
| 2 | LIBERTY | 126 | 92 | 16 462 | 15 828 | 1 749 | 33 543 | 470 | 115 | 4 | 539 | 9 | (D) |
| 3 | MONTICELLO | 177 | 151 | 25 018 | 24 370 | 2 840 | 62 373 | 812 | 169 | 7 | 2 451 | 4 | (D) |
| 4 | REMAINDER OF COUNTY | 630 | 408 | 51 229 | 47 091 | 4 677 | 95 054 | 1 484 | 606 | 21 | 3 351 | 21 | 844 |
| 5 | TIOGA COUNTY | 346 | 234 | 41 303 | 38 931 | 3 600 | 70 564 | 1 169 | 356 | 23 | 2 520 | 11 | 1 562 |
| 6 | DWEGO | 108 | 82 | 17 767 | 17 195 | 1 658 | 30 807 | 529 | 104 | 9 | 1 239 | 3 | (D) |
| 7 | WAVERLY | 95 | 71 | 10 605 | 10 229 | 979 | 20 298 | 356 | 101 | 1 | (D) | 4 | 249 |
| 8 | REMAINDER OF COUNTY | 143 | 81 | 12 931 | 11 507 | 963 | 19 459 | 284 | 151 | 13 | (D) | 4 | (D) |
| 9 | TOMPKINS COUNTY | 584 | 434 | 89 563 | 85 489 | 9 875 | 204 932 | 2 991 | 529 | 47 | 5 690 | 21 | 7 241 |
| 10 | CAYUGA HEIGHTS | 13 | 11 | 3 278 | 3 252 | 304 | 7 562 | 91 | 13 | 1 | (D) | - | - |
| 11 | ITHACA | 341 | 287 | 63 326 | 61 822 | 7 691 | 156 342 | 2 251 | 285 | 18 | 2 301 | 15 | 6 846 |
| 12 | REMAINDER OF COUNTY | 230 | 136 | 22 959 | 20 415 | 1 880 | 41 028 | 649 | 231 | 28 | (D) | 6 | 395 |
| 13 | ULSTER COUNTY | 1 463 | 939 | 168 444 | 155 834 | 17 686 | 373 685 | 5 503 | 1 346 | 69 | 12 697 | 61 | 13 926 |
| 14 | ELLENVILLE | 138 | 106 | 17 727 | 16 651 | 1 894 | 36 077 | 501 | 110 | 9 | 1 735 | 7 | 740 |
| 15 | KINGSTON | 449 | 317 | 59 327 | 55 829 | 6 997 | 146 361 | 2 097 | 365 | 14 | 3 948 | 15 | 5 217 |
| 16 | NEW PALTZ | 62 | 46 | 6 926 | 6 600 | 691 | 13 296 | 213 | 60 | 6 | 1 239 | 3 | (D) |
| 17 | SAUGERTIES | 103 | 81 | 13 629 | 13 155 | 1 548 | 29 147 | 499 | 101 | 8 | 816 | 4 | (D) |
| 18 | REMAINDER OF COUNTY | 711 | 389 | 70 835 | 63 599 | 6 556 | 148 804 | 2 193 | 710 | 32 | 4 959 | 32 | 6 941 |
| 19 | WARREN COUNTY | 688 | 478 | 90 627 | 85 927 | 10 120 | 195 218 | 3 122 | 663 | 28 | 3 263 | 30 | 13 364 |
| 20 | GLENS FALLS | 303 | 209 | 47 224 | 45 504 | 5 369 | 102 994 | 1 672 | 270 | 7 | 2 185 | 13 | 7 088 |
| 21 | REMAINDER OF COUNTY | 385 | 269 | 43 403 | 40 423 | 4 751 | 92 224 | 1 450 | 393 | 21 | 1 078 | 17 | 6 276 |
| 22 | WASHINGTON COUNTY | 586 | 344 | 47 968 | 42 770 | 3 868 | 78 941 | 1 253 | 638 | 39 | 4 849 | 16 | 1 363 |
| 23 | FORT EDWARD | 68 | 28 | 5 561 | 4 745 | 339 | 7 630 | 104 | 82 | 2 | (D) | 1 | (D) |
| 24 | GRANVILLE | 66 | 50 | 7 435 | 7 099 | 639 | 12 821 | 203 | 70 | 6 | 624 | 2 | (D) |
| 25 | HUDSON FALLS | 118 | 64 | 7 847 | 6 789 | 701 | 13 999 | 222 | 138 | 4 | 888 | 3 | 410 |
| 26 | WHITEHALL | 70 | 48 | 5 523 | 5 177 | 391 | 7 314 | 135 | 73 | 5 | (D) | 1 | (D) |
| 27 | REMAINDER OF COUNTY | 264 | 154 | 21 602 | 18 960 | 1 798 | 37 177 | 589 | 275 | 22 | 2 531 | 9 | 510 |
| 28 | WAYNE COUNTY | 761 | 545 | 121 092 | 115 598 | 16 030 | 495 173 | 5 548 | 700 | 70 | 8 612 | 28 | 4 958 |
| 29 | CLYDE | 52 | 36 | 4 337 | 3 953 | 346 | 6 574 | 102 | 52 | 9 | (D) | 3 | (D) |
| 30 | LYONS | 94 | 64 | 8 930 | 7 912 | 715 | 13 774 | 243 | 96 | 3 | (D) | 1 | (D) |
| 31 | NEWARK | 142 | 108 | 56 086 | 55 444 | 10 276 | 381 478 | 3 803 | 101 | 7 | 705 | 4 | 2 704 |
| 32 | PALMYRA | 73 | 57 | 11 167 | 10 863 | 1 003 | 19 017 | 271 | 71 | 7 | 488 | 3 | 168 |
| 33 | REMAINDER OF COUNTY | 400 | 280 | 40 572 | 37 426 | 3 690 | 74 330 | 1 129 | 380 | 44 | 6 227 | 17 | 1 771 |
| 34 | WESTCHESTER COUNTY | 8 035 | 5 885 | 1 452 526 | 1 387 544 | 166 055 | 3 288 852 | 43 845 | 6 311 | 317 | 46 014 | 209 | 232 375 |
| 35 | ARDSLEY | 36 | 32 | 5 753 | 5 741 | 806 | 16 658 | 227 | 23 | 1 | (D) | 2 | (D) |
| 36 | BRIARCLIFF MANOR | 30 | 30 | 9 996 | 9 996 | 1 026 | 20 663 | 278 | 20 | 1 | (D) | - | - |
| 37 | BRONXVILLE | 132 | 108 | 22 011 | 21 401 | 3 244 | 64 848 | 846 | 101 | 6 | 583 | 2 | (D) |
| 38 | CROTON-ON-HUDSDN | 43 | 33 | 7 041 | 6 879 | 777 | 14 764 | 201 | 41 | 2 | (D) | 2 | (D) |
| 39 | ODDSS FERRY | 72 | 74 | 10 501 | 9 857 | 1 058 | 18 707 | 254 | 64 | 4 | 201 | 3 | 89 |
| 40 | ELMSFORD | 61 | 47 | 11 001 | 10 557 | 1 187 | 24 434 | 357 | 43 | 3 | 1 882 | - | - |
| 41 | HASTINGS-ON-HUOSON | 63 | 51 | 7 816 | 7 514 | 808 | 16 055 | 189 | 60 | 4 | 273 | 1 | (D) |
| 42 | IRVINGTON | 31 | 25 | 3 119 | 2 961 | 452 | 9 522 | 119 | 25 | 2 | (D) | 1 | (D) |
| 43 | LARCHMONT | 149 | 110 | 16 288 | 15 344 | 1 913 | 39 453 | 535 | 180 | 7 | 458 | 6 | 271 |
| 44 | MARONECK | 217 | 155 | 32 005 | 30 135 | 3 338 | 70 893 | 895 | 145 | 7 | 1 580 | 3 | 214 |
| 45 | MDUNT KISCO | 159 | 127 | 38 148 | 36 994 | 4 179 | 79 558 | 898 | 125 | 8 | 3 346 | 9 | 1 545 |
| 46 | MOUNT VERNON | 853 | 593 | 116 599 | 107 631 | 13 054 | 257 060 | 3 469 | 676 | 21 | 2 836 | 22 | 6 750 |
| 47 | NEW ROCHELLE | 712 | 518 | 124 940 | 118 660 | 15 563 | 297 613 | 3 923 | 521 | 23 | 2 267 | 20 | 13 242 |
| 48 | NORTH PELHAM | 62 | 38 | 7 877 | 7 223 | 723 | 14 888 | 180 | 53 | 6 | 276 | 1 | (D) |
| 49 | NORTH TARRYTOWN | 68 | 52 | 15 279 | 14 797 | 1 275 | 25 485 | 260 | 53 | 1 | (D) | 1 | (D) |
| 50 | OSSINING | 234 | 156 | 27 553 | 25 339 | 2 837 | 55 906 | 698 | 210 | 7 | 1 183 | 5 | 581 |
| 51 | PEEKSKILL | 307 | 221 | 54 787 | 52 051 | 5 804 | 113 089 | 1 596 | 243 | 15 | 2 892 | 10 | 9 150 |
| 52 | PELHAM MANOR | 74 | 76 | 4 800 | 4 482 | 428 | 9 569 | 123 | 17 | - | - | - | - |
| 53 | PLEASANTVILLE | 79 | 57 | 12 674 | 12 288 | 1 540 | 27 089 | 302 | 66 | 3 | 907 | 2 | (D) |
| 54 | PDRT CHESTER | 387 | 273 | 48 571 | 45 437 | 5 422 | 110 512 | 1 462 | 330 | 13 | 1 644 | 18 | 4 009 |
| 55 | RYE | 144 | 112 | 22 075 | 21 307 | 2 330 | 43 982 | 537 | 118 | 3 | (D) | 1 | (D) |
| 56 | SCARSOALE | 148 | 124 | 26 931 | 25 891 | 3 640 | 70 047 | 747 | 95 | 6 | 963 | 3 | (D) |
| 57 | TARRYTOWN | 134 | 102 | 18 503 | 17 681 | 2 158 | 40 276 | 569 | 93 | 7 | 907 | 4 | 610 |
| 58 | TUCKAHOE | 87 | 69 | 10 837 | 10 257 | 1 249 | 25 367 | 332 | 73 | 2 | (D) | 1 | (D) |
| 59 | WHITE PLAINS | 760 | 616 | 206 202 | 201 926 | 25 405 | 500 038 | 6 790 | 495 | 27 | 5 560 | 24 | 763 823 |
| 60 | YONKERS | 1 784 | 1 216 | 332 300 | 315 376 | 36 962 | 717 290 | 10 273 | 1 485 | 58 | 6 820 | 39 | 88 317 |
| 61 | REMAINDER OF COUNTY | 1 259 | 963 | 258 919 | 249 819 | 28 877 | 604 486 | 7 785 | 956 | 75 | 9 290 | 27 | 41 802 |
| 62 | WYOMING COUNTY | 368 | 254 | 41 138 | 38 458 | 3 528 | 68 772 | 1 103 | 354 | 29 | 3 953 | 19 | 2 716 |
| 63 | ATTICA (PART) ⁴ | 41 | 29 | 4 570 | 4 086 | 420 | 8 051 | 135 | 37 | 4 | 220 | 3 | (D) |
| 64 | PERRY | 75 | 55 | 9 819 | 9 373 | 824 | 15 651 | 245 | 70 | 4 | 586 | 4 | (D) |
| 65 | WARSAW | 72 | 50 | 9 057 | 8 511 | 898 | 17 673 | 279 | 65 | 6 | 643 | 4 | 618 |
| 66 | REMAINDER OF COUNTY | 180 | 120 | 17 692 | 16 488 | 1 386 | 27 397 | 444 | 182 | 15 | 2 504 | 8 | 1 231 |
| 67 | YATES COUNTY | 213 | 137 | 21 396 | 19 208 | 1 981 | 40 272 | 627 | 199 | 22 | 1 558 | 10 | 1 321 |
| 68 | PENN YAN | 120 | 90 | 14 660 | 13 584 | 1 369 | 28 595 | 403 | 103 | 13 | 1 188 | 6 | 1 114 |
| 69 | REMAINDER OF COUNTY | 93 | 47 | 6 736 | 5 624 | 612 | 11 677 | 224 | 96 | 9 | 370 | 4 | 207 |

Standard Notes: — Represents zero. (D) Withheld to avoid disclosure. (NA) Not available. (X) Not applicable. † Revised.

*Nonstore retailers, part of SIC major group 53, are shown separately in this table.

⁴Attica is in Genesee and Wyoming Counties.

Inhabitants or More: 1963-Continued

| Kind of business group -- continued | | | | | | | | | | | | | | | | | | Line number |
|-------------------------------------|--------------------|---------------------------|--------------------|------------------------------|--------------------|------------------------------|--------------------|---|--------------------|------------------------------|--------------------|---------------------------------|--------------------|------------------------------|--------------------|------------------------------|--------------------|-------------|
| Food stores | | Automotive dealers | | Gasoline service stations | | Apparel, accessory stores | | Furniture, home furnishings, equipment stores | | Eating, drinking places | | Drug stores, proprietary stores | | Other retail stores | | Nonstore retailers * | | |
| Estab-lish-ments (number) | Sales (\$1,000) | Estab-lish-ments (No.) | Sales (\$1,000) | Estab-lish-ments (number) | Sales (\$1,000) | Estab-lish-ments (number) | Sales (\$1,000) | Estab-lish-ments (number) | Sales (\$1,000) | Estab-lish-ments (number) | Sales (\$1,000) | Estab-lish-ments (No.) | Sales (\$1,000) | Estab-lish-ments (number) | Sales (\$1,000) | Estab-lish-ments (number) | Sales (\$1,000) | |
| 172 | 19 735 | 56 | 13 087 | 120 | 5 820 | 72 | 4 409 | 26 | 1 970 | 244 | 11 305 | 27 | 2 872 | 127 | 21 388 | 23 | 1 856 | 1 |
| 16 | 3 783 | 11 | 2 179 | 14 | 719 | 16 | 1 069 | 3 | (O) | 25 | 1 450 | 4 | 451 | 21 | 2 590 | 3 | 479 | 2 |
| 24 | 6 301 | 11 | 4 819 | 18 | 1 063 | 15 | 1 667 | 4 | (D) | 52 | 3 514 | 5 | 786 | 31 | 2 501 | 6 | 992 | 3 |
| 132 | 9 651 | 34 | 6 089 | 88 | 4 038 | 41 | 1 673 | 19 | 925 | 167 | 6 341 | 18 | 1 635 | 75 | 16 297 | 14 | 385 | 4 |
| 74 | 11 697 | 17 | 7 069 | 39 | 3 183 | 21 | 1 532 | 14 | 1 257 | 80 | 2 935 | 8 | 757 | 49 | 7 871 | 10 | 920 | 5 |
| 20 | 4 721 | 8 | 4 659 | 12 | 1 290 | 11 | 751 | 7 | (O) | 21 | 1 016 | 2 | (D) | 12 | 1 688 | 3 | 464 | 6 |
| 20 | 4 632 | 5 | 1 307 | 7 | 615 | 8 | (D) | 6 | 755 | 24 | 1 076 | 2 | (D) | 14 | 1 047 | 4 | 46 | 7 |
| 34 | 2 344 | 4 | 1 103 | 20 | 1 278 | 2 | (O) | 1 | (D) | 35 | 843 | 4 | 238 | 23 | 5 136 | 3 | 410 | 8 |
| 82 | 21 984 | 45 | 17 263 | 70 | 6 724 | 37 | 4 483 | 28 | 3 948 | 124 | 7 119 | 17 | 2 430 | 90 | 11 800 | 23 | 881 | 9 |
| 1 | (O) | - | - | 2 | (O) | - | (D) | - | - | 3 | 117 | 1 | (D) | 5 | 393 | - | - | 10 |
| 35 | 13 506 | 23 | 12 427 | 42 | 4 499 | 33 | 4 263 | 20 | 3 248 | 75 | 5 048 | 12 | 1 808 | 57 | 8 559 | 11 | 821 | 11 |
| 46 | (O) | 22 | 4 836 | 26 | (O) | 4 | (D) | 8 | 700 | 46 | 1 954 | 4 | (O) | 28 | 2 848 | 12 | 60 | 12 |
| 264 | 48 615 | 64 | 23 989 | 154 | 11 675 | 95 | 7 748 | 69 | 5 791 | 359 | 15 212 | 40 | 4 329 | 237 | 21 435 | 51 | 3 027 | 13 |
| 17 | 5 032 | 10 | 2 658 | 4 | 487 | 19 | 1 228 | 12 | (D) | 22 | 903 | 6 | 513 | 31 | 2 716 | 1 | (O) | 14 |
| 97 | 14 240 | 19 | 12 804 | 34 | 2 429 | 43 | 5 009 | 26 | 2 484 | 100 | 4 528 | 11 | 1 728 | 71 | 5 567 | 19 | 1 373 | 15 |
| 6 | (D) | 5 | (D) | 6 | 780 | 8 | 348 | 1 | (O) | 14 | 575 | 3 | (D) | 10 | 888 | - | - | 16 |
| 16 | (D) | 1 | (D) | 14 | 2 309 | 6 | 246 | 5 | 206 | 29 | 3 004 | 3 | (D) | 15 | 928 | 2 | (D) | 17 |
| 128 | 23 095 | 29 | 7 667 | 96 | 5 670 | 19 | 917 | 25 | 1 616 | 194 | 6 202 | 17 | 1 204 | 110 | 11 336 | 29 | 1 228 | 18 |
| 114 | 20 963 | 49 | 23 255 | 69 | 4 842 | 49 | 6 343 | 33 | 2 345 | 183 | 8 131 | 20 | 2 159 | 95 | 5 019 | 18 | 943 | 19 |
| 57 | 12 242 | 17 | 9 143 | 19 | 1 672 | 40 | 5 983 | 26 | 1 635 | 54 | 2 123 | 12 | 1 226 | 47 | 3 108 | 11 | 819 | 20 |
| 57 | 8 721 | 32 | 14 112 | 50 | 3 170 | 9 | 360 | 7 | 710 | 129 | 6 008 | 8 | 933 | 48 | 1 911 | 12 | 124 | 21 |
| 116 | 13 025 | 39 | 6 295 | 78 | 3 647 | 28 | 1 168 | 8 | 605 | 120 | 3 665 | 13 | 1 371 | 106 | 11 281 | 23 | 699 | 22 |
| 16 | 2 594 | 4 | (D) | 11 | 394 | 5 | (D) | - | - | 19 | 384 | 1 | (D) | 9 | 1 397 | - | - | 23 |
| 6 | 1 711 | 8 | 1 281 | 4 | 250 | 3 | (D) | 1 | (D) | 17 | 466 | 2 | (D) | 17 | 2 333 | - | - | 24 |
| 26 | 2 501 | 4 | 154 | 20 | 946 | 9 | 470 | 2 | (O) | 21 | 599 | 3 | 503 | 21 | 1 145 | 5 | (O) | 25 |
| 19 | 1 041 | 3 | (D) | 8 | 518 | 5 | 206 | 1 | (D) | 15 | 463 | 1 | (D) | 9 | 1 008 | 3 | (O) | 26 |
| 49 | 5 178 | 20 | 3 459 | 35 | 1 539 | 6 | 196 | 4 | 176 | 48 | 1 753 | 6 | 444 | 50 | 5 398 | 15 | 418 | 27 |
| 89 | 21 636 | 80 | 22 350 | 87 | 5 980 | 47 | 3 046 | 43 | 2 940 | 142 | 4 829 | 17 | 2 464 | 129 | 9 110 | 29 | 35 165 | 28 |
| 3 | 754 | 5 | 1 532 | 10 | 665 | 5 | 149 | 2 | (O) | 11 | 205 | 1 | (O) | 3 | 164 | - | - | 29 |
| 15 | 3 102 | 10 | 1 570 | 7 | 497 | 7 | 421 | 6 | 625 | 19 | 624 | 2 | (O) | 24 | 1 059 | - | - | 30 |
| 10 | 5 316 | 15 | 5 877 | 10 | 930 | 20 | 1 804 | 16 | 938 | 15 | 828 | 4 | 988 | 24 | 1 387 | 17 | 34 609 | 31 |
| 7 | 3 229 | 5 | 3 655 | 9 | 581 | 6 | 256 | 4 | (O) | 16 | 590 | 2 | (O) | 11 | 1 229 | 3 | 216 | 32 |
| 54 | 9 237 | 45 | 9 716 | 51 | 3 307 | 9 | 416 | 15 | 800 | 81 | 2 582 | 8 | 905 | 67 | 5 271 | 9 | 340 | 33 |
| 1 425 | 354 759 | 280 | 237 307 | 736 | 78 689 | 794 | 109 258 | 583 | 72 528 | 1 524 | 109 308 | 276 | 35 890 | 1 495 | 135 349 | 396 | 41 049 | 34 |
| 6 | (O) | - | - | 4 | 647 | 4 | 327 | 1 | (D) | 7 | 1 075 | 2 | (D) | 6 | 537 | 4 | 54 | 35 |
| 5 | 5 104 | 3 | (D) | 3 | 373 | 1 | (D) | 1 | (D) | 6 | 611 | 3 | 414 | 5 | 594 | 2 | (D) | 36 |
| 21 | 7 343 | 1 | (D) | 13 | 1 616 | 15 | 1 358 | 15 | 564 | 19 | 2 152 | 7 | 1 555 | 29 | 3 666 | 4 | 1 002 | 37 |
| 4 | (D) | 2 | (O) | 5 | 510 | - | - | 3 | 208 | 14 | 605 | 1 | (O) | 8 | 868 | 2 | (D) | 38 |
| 12 | 805 | 2 | (D) | 6 | 395 | 1 | (D) | 7 | 195 | 13 | 945 | 15 | 433 | 10 | 705 | 9 | 373 | 39 |
| 16 | 4 453 | 1 | (D) | 18 | 1 903 | 1 | (D) | - | - | 13 | 1 284 | 3 | 380 | 19 | 917 | 2 | (D) | 40 |
| 10 | 720 | 2 | (D) | 6 | 744 | 16 | 325 | - | - | 17 | 759 | 13 | 362 | 12 | 1 471 | 2 | (D) | 41 |
| 5 | 1 012 | 1 | (D) | 3 | 343 | - | - | 3 | (D) | 18 | 681 | 1 | (D) | 4 | 233 | 3 | 55 | 42 |
| 13 | 182 | 1 | (D) | 14 | 399 | 21 | 1 375 | 9 | 696 | 19 | 1 437 | 7 | 1 041 | 49 | 401 | 2 | (D) | 43 |
| 30 | 9 774 | 8 | 4 984 | 24 | 2 692 | 16 | 1 404 | 13 | 1 888 | 48 | 3 385 | 6 | 710 | 46 | 832 | 14 | 542 | 44 |
| 19 | 8 418 | 13 | 10 920 | 7 | 742 | 19 | 2 975 | 22 | 2 660 | 22 | 1 123 | 2 | (D) | 35 | 5 696 | 3 | (D) | 45 |
| 185 | 29 605 | 30 | 24 555 | 62 | 5 278 | 88 | 7 992 | 50 | 6 801 | 145 | 8 110 | 34 | 2 810 | 179 | 16 153 | 37 | 5 709 | 46 |
| 130 | 31 915 | 24 | 26 685 | 53 | 5 507 | 74 | 12 624 | 71 | 7 843 | 125 | 8 508 | 24 | 2 866 | 145 | 10 319 | 23 | 3 164 | 47 |
| 18 | 4 442 | 1 | (D) | 15 | 406 | 7 | 136 | - | (D) | 26 | 203 | 2 | (D) | 11 | 795 | 15 | (D) | 48 |
| 12 | 2 056 | 6 | 8 216 | 4 | 437 | 3 | 55 | - | - | 20 | 748 | 2 | (D) | 15 | 2 323 | 4 | (D) | 49 |
| 43 | 7 664 | 11 | 6 423 | 23 | 1 451 | 20 | 1 872 | 17 | 1 841 | 43 | 1 860 | 7 | 869 | 42 | 3 387 | 16 | 422 | 50 |
| 55 | 18 747 | 12 | 1 150 | 26 | 1 958 | 35 | 3 263 | 28 | 3 395 | 53 | 2 331 | 8 | 1 718 | 57 | 1 130 | 8 | 1 053 | 51 |
| 4 | 1 943 | 14 | 146 | 6 | 586 | - | - | - | - | 5 | 143 | 2 | (D) | 3 | 385 | - | (D) | 52 |
| 20 | 4 077 | 3 | 3 234 | 11 | 946 | 4 | 378 | 6 | 516 | 7 | 358 | 2 | (D) | 15 | 938 | 6 | 831 | 53 |
| 57 | 9 826 | 19 | 10 627 | 24 | 2 189 | 41 | 4 318 | 39 | 3 963 | 80 | 4 775 | 13 | 1 489 | 61 | 3 599 | 22 | 2 132 | 54 |
| 20 | 7 361 | 7 | 6 831 | 18 | 1 714 | 14 | 954 | 7 | 410 | 28 | 1 079 | 15 | 779 | 28 | 410 | 13 | 74 | 55 |
| 21 | 7 915 | - | - | 12 | 1 194 | 21 | 2 394 | 11 | 741 | 16 | 1 296 | 11 | 714 | 37 | 370 | 6 | (D) | 56 |
| 21 | 6 543 | 4 | (D) | 7 | 1 098 | 20 | 1 777 | 8 | 1 773 | 30 | 1 877 | 11 | 877 | 25 | 1 133 | 2 | (D) | 57 |
| 19 | 1 919 | 3 | (D) | 5 | 414 | 5 | 593 | 5 | 286 | 24 | 1 460 | 3 | 373 | 17 | 1 664 | 3 | 3 | 58 |
| 107 | 20 803 | 28 | 19 211 | 58 | 6 972 | 113 | 27 607 | 73 | 10 197 | 140 | 11 735 | 16 | 2 124 | 152 | 15 073 | 22 | 3 | 59 |
| 378 | 79 860 | 51 | 35 985 | 144 | 15 598 | 177 | 24 622 | 113 | 16 646 | 351 | 28 898 | 61 | 8 381 | 293 | 20 832 | 119 | 6 341 | 60 |
| 194 | 67 413 | 42 | 37 784 | 181 | 19 577 | 88 | 12 725 | 82 | 11 621 | 265 | 21 870 | 40 | 5 333 | 202 | 21 918 | 63 | 586 | 61 |
| 67 | 9 805 | 36 | 10 215 | 34 | 1 929 | 28 | 1 435 | 19 | 1 234 | 57 | 2 100 | 9 | 911 | 60 | 6 715 | 10 | 125 | 62 |
| 5 | 597 | 3 | (O) | 4 | 227 | 2 | (D) | 1 | (D) | 6 | 248 | 3 | (D) | 10 | 1 080 | - | - | 63 |
| 13 | 2 253 | 10 | 3 828 | 4 | 387 | 9 | 467 | 6 | 259 | 10 | 283 | 2 | (D) | 10 | 835 | 3 | 74 | 64 |
| 10 | 2 793 | 11 | 2 202 | 9 | 557 | 9 | 556 | 1 | (D) | 10 | 358 | 2 | (O) | 10 | 588 | - | (D) | 65 |
| 39 | 4 162 | 12 | (D) | 17 | 758 | 8 | (O) | 11 | (O) | 31 | 1 231 | 2 | (D) | 30 | 4 212 | 7 | (O) | 66 |
| 29 | 5 780 | 18 | 4 757 | 18 | 1 093 | 19 | 1 835 | 13 | 531 | 38 | 1 251 | 4 | 562 | 38 | 2 684 | 4 | 24 | 67 |
| 11 | 4 329 | 12 | 3 458 | 9 | 710 | 12 | 634 | 11 | (O) | 20 | 675 | 3 | (O) | 23 | 1 608 | - | - | 68 |
| 18 | 1 451 | 6 | 1 299 | 9 | 383 | 7 | 1 201 | 2 | (O) | 18 | 576 | 1 | (O) | 15 | 1 076 | 4 | 24 | 69 |

TABLE 4. Standard Metropolitan Statistical Areas: 1963

| SIC code | Standard metropolitan statistical area and kind of business | Establishments | | Sales | | Payroll, entire year (\$1,000) | Payroll, workweek ended nearest Nov. 15 (dollars) | Paid employees, workweek ended nearest Nov. 15 (number) | Active proprietors of unincorporated businesses (number) |
|------------|--|--|--------------|---------------------------|-----------------------------|--------------------------------|---|---|--|
| | | Total | With payroll | Total, all establishments | Establishments with payroll | | | | |
| | | (number) | (number) | (\$1,000) | (\$1,000) | | | | |
| | <u>NEW YORK-NORTHEASTERN NEW JERSEY SCA</u> ¹ | Consists of New York, N.Y., SMSA; Newark, Jersey City, and Paterson-Clifton Passaic, N.J., SMSA's; and Middlesex and Somerset Counties, N.J. | | | | | | | |
| | RETAIL TRADE, TOTAL | 142 569 | 99 361 | 21 636 439 | 20 478 208 | 2 741 569 | 55 464 979 | 765 402 | 112 313 |
| | LUMBER, BUILDING MATERIALS, HARDWARE, FARM EQUIPMENT DEALERS | | | | | | | | |
| 52 | TOTAL | 4 762 | 3 506 | 649 658 | 617 472 | 84 358 | 1 657 001 | 16 962 | 3 171 |
| 521 | LUMBER YARDS | 656 | 638 | 245 414 | 244 636 | 31 918 | 614 341 | 5 577 | 189 |
| | BUILDING MATERIALS DEALERS | 643 | 457 | 77 959 | 73 893 | 10 580 | 215 658 | 2 165 | 373 |
| 522 | HEATING, PLUMBING EQUIPMENT DEALERS | 213 | 153 | 31 451 | 30 249 | 4 904 | 92 021 | 2 861 | 142 |
| 523 | PAINT, GLASS, WALLPAPER STORES | 1 018 | 778 | 99 887 | 92 767 | 13 051 | 266 235 | 2 931 | 636 |
| 524 | ELECTRICAL SUPPLY STORES | 162 | 120 | 26 552 | 25 492 | 2 951 | 56 935 | 6 603 | 86 |
| 5251 | HARDWARE STORES | 2 010 | 1 314 | 156 140 | 138 426 | 19 311 | 379 271 | 4 503 | 1 704 |
| 5252 | FARM EQUIPMENT DEALERS | 60 | 46 | 12 255 | 12 009 | 1 643 | 32 540 | 322 | 41 |
| | GENERAL MERCHANDISE GROUP STORES* | | | | | | | | |
| 53 PART* | TOTAL | 3 649 | 2 689 | 2 864 288 | 2 845 738 | 419 526 | 8 941 151 | 141 023 | 2 372 |
| 531 | DEPARTMENT STORES | 152 | 152 | 2 232 615 | 2 232 615 | 326 696 | 7 116 788 | 107 339 | - |
| 533 | LIMITED PRICE VARIETY STORES | 1 161 | 975 | 330 881 | 327 195 | 56 478 | 1 053 286 | 23 306 | 580 |
| 539 | GENERAL MERCHANDISE STORES | 1 270 | 876 | 231 461 | 223 051 | 27 641 | 584 342 | 7 767 | 856 |
| | DRY GOODS STORES | 765 | 529 | 57 849 | 53 479 | 7 425 | 156 805 | 2 077 | 634 |
| | SEWING, NEEDLEWORK STORES | 301 | 157 | 11 482 | 9 398 | 1 286 | 29 930 | 534 | 302 |
| | FOOD STORES | | | | | | | | |
| 54 | TOTAL | 32 604 | 19 266 | 5 468 533 | 5 005 959 | 464 408 | 9 325 547 | 125 205 | 29 417 |
| 541 | GROCERY STORES, INCLUDING DELICATESSENS | 15 831 | 9 741 | 4 315 885 | 4 069 147 | 336 005 | 6 660 743 | 87 401 | 13 505 |
| 542 | MEAT MARKETS | 5 633 | 3 665 | 503 079 | 428 661 | 40 096 | 817 731 | 9 859 | 5 853 |
| | FISH (SEAFOOD) MARKETS | 865 | 487 | 46 547 | 37 183 | 3 483 | 70 879 | 1 063 | 932 |
| 543 | FRUIT STORES, VEGETABLE MARKETS | 1 797 | 773 | 88 833 | 64 023 | 6 178 | 130 513 | 1 919 | 1 902 |
| 544 | CANDY, NUT, CONFECTIONERY STORES | 4 272 | 1 410 | 167 744 | 86 536 | 9 952 | 198 682 | 4 339 | 3 870 |
| 545 | DAIRY PRODUCTS STORES | 609 | 377 | 69 738 | 61 788 | 7 768 | 160 132 | 1 855 | 502 |
| 546 | RETAIL BAKERIES | 2 760 | 2 394 | 233 808 | 223 796 | 56 927 | 1 214 524 | 17 603 | 2 056 |
| 5462 | RETAIL BAKERIES, MANUFACTURING | 2 156 | 1 978 | 181 600 | 177 078 | 50 107 | 1 072 911 | 15 327 | 1 723 |
| 5463 | RETAIL BAKERIES, NONMANUFACTURING | 604 | 416 | 52 208 | 46 718 | 6 820 | 141 613 | 2 276 | 333 |
| 549 | EGG AND POULTRY DEALERS | 473 | 257 | 27 308 | 22 606 | 2 311 | 45 338 | 686 | 443 |
| | OTHER | 364 | 162 | 15 591 | 12 219 | 1 688 | 27 005 | 480 | 354 |
| | AUTOMOTIVE DEALERS | | | | | | | | |
| 55 EX. 554 | TOTAL | 3 722 | 2 984 | 2 582 749 | 2 560 049 | 218 766 | 4 101 971 | 35 840 | 1 893 |
| 551 | PASSENGER CAR DEALERS, FRANCHISED | 1 333 | 1 325 | 2 255 412 | 2 254 818 | 182 932 | 3 386 717 | 28 289 | 266 |
| | DOMESTIC CAR DEALERS | 1 012 | 1 010 | 1 919 774 | 1 919 752 | 151 285 | 2 796 972 | 23 252 | 177 |
| | IMPORTED CAR DEALERS | 174 | 172 | 108 005 | 107 913 | 13 505 | 261 626 | 2 277 | 49 |
| | DOMESTIC AND IMPORTED CAR DEALERS | 147 | 143 | 227 633 | 227 153 | 18 142 | 328 119 | 2 760 | 40 |
| 552 | PASSENGER CAR DEALERS, NONFRANCHISED | 948 | 542 | 137 029 | 123 505 | 9 831 | 198 924 | 2 003 | 708 |
| 553 | TIRE, BATTERY, ACCESSORY DEALERS | 1 059 | 851 | 131 398 | 126 376 | 19 736 | 394 722 | 4 139 | 681 |
| | HOME AND AUTO SUPPLY STORES | 46 | 44 | 16 996 | 16 992 | 1 864 | 35 570 | 500 | 28 |
| 559 | MISCELLANEOUS AIRCRAFT, MARINE, AUTOMOTIVE DEALERS | 336 | 222 | 41 914 | 38 358 | 4 403 | 86 038 | 909 | 210 |
| | AIRCRAFT, BOAT, MOTORCYCLE DEALERS | 267 | 173 | 31 066 | 28 684 | 3 438 | 67 953 | 699 | 166 |
| | HOUSEHOLD TRAILER DEALERS | 39 | 29 | 5 684 | 5 194 | 510 | 9 389 | 104 | 28 |
| | OTHER AUTOMOTIVE DEALERS | 30 | 20 | 5 164 | 4 480 | 455 | 8 696 | 106 | 16 |
| | GASOLINE SERVICE STATIONS | | | | | | | | |
| 55PT(554) | TOTAL | 8 907 | 7 277 | 1 001 324 | 927 180 | 89 030 | 1 876 549 | 25 798 | 8 589 |
| | APPAREL, ACCESSORY STORES | | | | | | | | |
| 56 | TOTAL | 15 762 | 11 666 | 2 012 294 | 1 925 267 | 296 341 | 5 932 014 | 80 973 | 10 709 |
| 561, 567 | MEN'S, BOYS' APPAREL STORES, CUSTOM TAILORS | 3 333 | 2 615 | 489 121 | 471 247 | 75 644 | 1 517 934 | 16 430 | 2 128 |
| 561 | MEN'S, BOYS' CLOTHING AND FURNISHINGS STORES | 2 741 | 2 307 | 465 001 | 449 727 | 69 972 | 1 395 922 | 15 115 | 1 584 |
| 567 | CUSTOM TAILORS | 592 | 308 | 24 120 | 21 520 | 5 672 | 122 012 | 1 315 | 544 |
| 562-3, 568 | WOMEN'S CLOTHING, SPECIALTY STORES | 7 081 | 5 357 | 949 112 | 917 361 | 143 787 | 2 895 935 | 44 286 | 5 136 |
| 562 | WOMEN'S READY-TO-WEAR STORES | 3 497 | 2 801 | 685 027 | 671 602 | 109 597 | 2 162 752 | 33 293 | 2 389 |
| 563, 568 | WOMEN'S ACCESSORY, SPECIALTY STORES, FURRIERS | 3 584 | 2 556 | 264 085 | 245 759 | 34 190 | 733 183 | 10 993 | 2 747 |
| 563 | MILLINERY STORES | 524 | 334 | 16 468 | 14 326 | 2 515 | 54 626 | 1 018 | 446 |
| | CORSET, LINGERIE STORES | 632 | 490 | 43 348 | 41 076 | 5 658 | 111 440 | 1 740 | 475 |
| | HOSIERY STORES | 276 | 182 | 15 507 | 13 341 | 1 732 | 34 833 | 546 | 204 |
| | APPAREL, ACCESSORY, OTHER SPECIALTY STORES | 1 491 | 1 239 | 150 231 | 144 719 | 18 696 | 401 172 | 6 397 | 1 058 |
| 568 | FURRIERS, FUR SHOPS | 661 | 311 | 38 531 | 32 297 | 5 589 | 131 112 | 1 292 | 564 |
| 565 | FAMILY CLOTHING STORES | 1 505 | 529 | 148 439 | 128 569 | 17 791 | 381 077 | 5 608 | 1 384 |
| 566 | SHOE STORES | 2 832 | 2 410 | 337 101 | 325 389 | 48 962 | 927 664 | 11 055 | 1 230 |
| | MEN'S SHOE STORES | 484 | 474 | 57 923 | 57 459 | 8 228 | 148 111 | 1 536 | 72 |
| | WOMEN'S SHOE STORES | 657 | 649 | 111 696 | 111 500 | 18 107 | 349 609 | 3 976 | 161 |
| | CHILDREN'S, JUVENILES' SHOE STORES | 155 | 143 | 12 448 | 12 056 | 1 875 | 36 588 | 389 | 80 |
| | FAMILY SHOE STORES | 1 536 | 1 144 | 155 034 | 144 374 | 20 752 | 393 356 | 5 154 | 917 |
| 564 | CHILDREN'S, INFANTS' WEAR STORES | 855 | 719 | 79 119 | 75 733 | 9 032 | 184 906 | 3 268 | 672 |
| 569 | MISCELLANEOUS APPAREL, ACCESSORY STORES | 156 | 36 | 9 402 | 6 968 | 1 125 | 24 498 | 326 | 159 |

Standard Notes: - Represents zero. (D) Withheld to avoid disclosure. (NA) Not available. (X) Not applicable.
 *Nonstore retailers, part of SIC major group 53, are shown separately in this table.

¹New York, N.Y.-Northeastern New Jersey Standard Consolidated Area.

TABLE 4. Standard Metropolitan Statistical Areas: 1963—Continued

| SIC code | Standard metropolitan statistical area and kind of business | Establishments | | Sales | | Payroll, entire year (\$1,000) | Payroll, workweek ended nearest Nov. 15 (dollars) | Paid employees, workweek ended nearest Nov. 15 (number) | Active proprietors of unincorporated businesses (number) |
|---|---|----------------|-----------------------|-------------------------------------|---------------------------------------|--------------------------------|---|---|--|
| | | Total (number) | With payroll (number) | Total, all establishments (\$1,000) | Establishments with payroll (\$1,000) | | | | |
| NEW YORK—NORTHEASTERN NEW JERSEY, SCA ¹ —Continued | | | | | | | | | |
| FURNITURE, HOME FURNISHINGS, EQUIPMENT STORES | | | | | | | | | |
| | TOTAL | 8 549 | 6 169 | 1 151 771 | 1 101 487 | 160 821 | 3 194 064 | 33 053 | 5 562 |
| 57 | FURNITURE, HOME FURNISHINGS STORES | 6 136 | 4 322 | 782 313 | 745 729 | 117 693 | 2 358 163 | 24 204 | 4 136 |
| 5712 | FURNITURE STORES | 3 286 | 2 270 | 503 409 | 482 163 | 74 341 | 1 459 113 | 14 597 | 1 973 |
| 5713 | FLOOR COVERING STORES | 1 082 | 856 | 147 098 | 142 004 | 23 007 | 480 420 | 4 321 | 706 |
| 5714 | ORAPERY, CURTAIN, UPHOLSTERY STORES | 791 | 643 | 55 816 | 53 248 | 9 607 | 198 371 | 2 519 | 631 |
| 5715 | CHINA, GLASSWARE, METALWARE STORES | 293 | 209 | 39 214 | 38 314 | 5 343 | 107 882 | 1 450 | 215 |
| 5719 | MISCELLANEOUS HOME FURNISHINGS STORES | 684 | 344 | 36 776 | 30 000 | 5 395 | 112 377 | 1 317 | 611 |
| 572 | HOUSEHOLD APPLIANCE STORES | 1 122 | 890 | 210 847 | 204 201 | 22 910 | 438 300 | 4 757 | 564 |
| 5732 | RADIO, TELEVISION STORES | 689 | 593 | 97 166 | 95 028 | 11 892 | 233 061 | 2 378 | 422 |
| 5733 | MUSIC STORES | 602 | 364 | 61 445 | 56 529 | 8 326 | 164 540 | 1 714 | 440 |
| | RECORD SHOPS | 296 | 168 | 27 190 | 24 784 | 3 086 | 66 074 | 726 | 218 |
| | MUSICAL INSTRUMENT STORES | 306 | 196 | 34 255 | 31 745 | 5 240 | 98 466 | 988 | 222 |
| EATING, DRINKING PLACES | | | | | | | | | |
| S8 | TOTAL | 29 273 | 24 607 | 2 411 124 | 2 317 486 | 575 878 | 11 889 771 | 208 422 | 22 098 |
| S812 | EATING PLACES | 19 257 | 15 767 | 1 880 221 | 1 814 663 | 477 617 | 9 882 748 | 177 220 | 14 319 |
| | RESTAURANTS, LUNCHROOMS | 12 625 | 11 279 | 1 353 652 | 1 325 900 | 351 145 | 7 289 908 | 131 523 | 9 033 |
| | CAFETERIAS | 719 | 701 | 129 885 | 129 503 | 41 415 | 820 935 | 13 762 | 211 |
| | REFRESHMENT PLACES | 4 861 | 2 863 | 234 200 | 198 862 | 38 132 | 769 284 | 15 510 | 4 523 |
| 5813 | CATERERS | 1 052 | 924 | 162 484 | 160 398 | 46 925 | 1 002 621 | 16 425 | 552 |
| | DRINKING PLACES (ALCOHOLIC BEVERAGES) | 10 016 | 8 840 | 530 903 | 502 823 | 98 261 | 2 007 023 | 31 202 | 7 779 |
| DRUG STORES, PROPRIETARY STORES | | | | | | | | | |
| 59PT(591) | TOTAL | 5 029 | 4 561 | 618 283 | 602 411 | 86 991 | 1 723 213 | 21 783 | 3 636 |
| 591 | DRUG STORES | 4 877 | 4 447 | 603 511 | 588 459 | 85 378 | 1 690 666 | 21 330 | 3 533 |
| | PROPRIETARY STORES | 152 | 114 | 14 772 | 13 952 | 1 613 | 32 547 | 453 | 103 |
| OTHER RETAIL STORES | | | | | | | | | |
| 59 EX-591 | TOTAL | 22 978 | 14 650 | 2 259 773 | 2 052 361 | 269 083 | 5 305 807 | 59 672 | 18 388 |
| 592 | LIQUOR STORES | 4 114 | 3 528 | 606 010 | 562 690 | 47 715 | 907 575 | 10 741 | 3 290 |
| 593 | ANTIQUA STORES, SECONOHANO STORES | 1 753 | 865 | 89 036 | 77 168 | 13 536 | 266 510 | 3 335 | 1 445 |
| 5932 | ANTIQUA STORES | 610 | 180 | 30 937 | 25 163 | 4 007 | 71 295 | 694 | 590 |
| 5933 | SECONOHANO STORES | 1 143 | 685 | 58 099 | 52 005 | 9 529 | 195 215 | 2 641 | 855 |
| 594 | BOOK, STATIONERY STORES | 2 014 | 1 296 | 161 492 | 139 064 | 20 059 | 396 149 | 5 321 | 1 610 |
| 5942 | BOOK STORES | 449 | 305 | 41 888 | 38 986 | 5 536 | 111 715 | 1 477 | 317 |
| 5943 | STATIONERY STORES | 1 565 | 991 | 119 604 | 100 078 | 14 523 | 284 434 | 3 844 | 1 293 |
| 595 | SPORTING GOODS STORES, BICYCLE SHOPS | 821 | 471 | 67 834 | 61 182 | 8 922 | 166 819 | 1 960 | 681 |
| 5952 | SPORTING GOODS STORES | 666 | 396 | 61 928 | 56 478 | 8 398 | 155 579 | 1 796 | 534 |
| 5953 | BICYCLE SHOPS | 155 | 75 | 5 906 | 4 704 | 524 | 11 240 | 164 | 147 |
| 5962 | HAY, GRAIN, FEED STORES | 77 | 69 | 20 633 | 20 517 | 1 417 | 30 615 | 391 | 52 |
| 5969 | OTHER FARM SUPPLY STORES | 19 | 17 | 4 645 | 4 639 | 415 | 8 753 | 97 | 10 |
| | GARDEN SUPPLY STORES | 234 | 184 | 26 490 | 25 616 | 3 790 | 70 238 | 892 | 158 |
| 597 | JEWELRY STORES | 1 844 | 1 054 | 150 511 | 135 499 | 21 683 | 429 677 | 4 737 | 1 470 |
| 598 | FUEL, ICE DEALERS | 2 274 | 1 590 | 551 796 | 532 044 | 75 493 | 1 507 239 | 12 731 | 1 496 |
| 5982 | COAL AND WOOD DEALERS | 260 | 192 | 45 442 | 44 350 | 5 747 | 121 974 | 1 340 | 186 |
| | ICE DEALERS | 187 | 27 | 2 634 | 930 | 167 | 3 579 | 52 | 182 |
| 5983 | FUEL OIL DEALERS | 1 756 | 1 312 | 486 717 | 469 941 | 65 880 | 1 308 981 | 10 675 | 1 105 |
| 5984 | BOTTLE GAS DEALERS | 71 | 59 | 17 003 | 16 823 | 3 699 | 72 705 | 664 | 23 |
| 5992 | FLORISTS | 1 732 | 1 104 | 79 706 | 69 002 | 14 476 | 278 838 | 3 683 | 1 537 |
| 5993 | CIGAR STORES, STANOS | 1 094 | 654 | 82 066 | 66 008 | 6 091 | 122 311 | 1 789 | 964 |
| 5994 | NEWS DEALERS, NEWSSTANOS | 1 360 | 572 | 59 366 | 42 666 | 4 701 | 97 566 | 1 701 | 1 167 |
| 5996 | CAMERA, PHOTOGRAPHIC SUPPLY STORES | 378 | 316 | 56 405 | 54 721 | 6 497 | 129 245 | 1 408 | 196 |
| 5997 | GIFT, NOVELTY, SOUVENIR SHOPS | 1 381 | 671 | 56 975 | 45 583 | 6 571 | 140 045 | 2 241 | 1 164 |
| 5998 | OPTICAL GOODS STORES | 1 080 | 732 | 46 071 | 40 823 | 11 503 | 222 203 | 2 099 | 903 |
| 5999 | TYPEWRITER STORES | 93 | 81 | 8 172 | 7 920 | 1 784 | 35 475 | 372 | 57 |
| | LUGGAGE, LEATHER GOODS STORES | 204 | 140 | 18 320 | 16 794 | 2 569 | 46 800 | 573 | 139 |
| | HOBBY, TOY, GAME SHOPS | 487 | 301 | 45 074 | 41 452 | 5 389 | 119 726 | 1 780 | 381 |
| | RELIGIOUS GOODS STORES | 135 | 49 | 4 663 | 3 631 | 551 | 11 606 | 150 | 119 |
| | PET SHOPS | 356 | 130 | 10 777 | 7 723 | 1 115 | 24 474 | 377 | 307 |
| | OTHER | 1 528 | 826 | 113 731 | 97 619 | 14 806 | 293 943 | 3 294 | 1 242 |
| NONSTORE RETAILERS* | | | | | | | | | |
| S3 PART* | TOTAL | 7 334 | 1 986 | 616 642 | 522 798 | 76 367 | 1 517 891 | 16 671 | 6 478 |
| 532 | MAIL-ORDER HOUSES | 623 | 345 | 177 861 | 173 787 | 17 960 | 367 791 | 4 666 | 446 |
| 534 | MERCHANTISE VENDING MACHINE OPERATORS | 775 | 439 | 137 817 | 130 327 | 15 245 | 316 341 | 3 194 | 522 |
| 535 | DIRECT SELLING (HOUSE-TO-HOUSE) ORGANIZATIONS | 5 936 | 1 202 | 300 964 | 218 684 | 43 162 | 833 759 | 8 811 | 5 510 |

Standard Notes: — Represents zero. (D) Withheld to avoid disclosure. (NA) Not available. (X) Not applicable.

*Nonstore retailers, part of SIC major group 53, are shown separately in this table.

¹ New York-Northeastern New Jersey Standard Consolidated Area.

TABLE 4. Standard Metropolitan Statistical Areas: 1963-Continued

| SIC code | Standard metropolitan statistical area and kind of business | Establishments | | Sales | | Payroll, entire year (\$1,000) | Payroll, workweek ended nearest Nov. 15 (dollars) | Paid employees, workweek ended nearest Nov. 15 (number) | Active proprietors of unincorporated businesses (number) |
|-------------------------------------|---|--|--------------|---------------------------|-----------------------------|-----------------------------------|--|--|---|
| | | Total | With payroll | Total, all establishments | Establishments with payroll | | | | |
| | | (number) | (number) | (\$1,000) | (\$1,000) | | | | |
| <u>ALBANY-SCHENECTADY-TROY SMSA</u> | | Consists of Albany, Rensselaer, Saratoga, and Schenectady Counties, N.Y. | | | | | | | |
| | RETAIL TRADE, TOTAL | 6 558 | 4 390 | 913 471 | 860 415 | 104 764 | 2 113 501 | 33 175 | 5 848 |
| | LUMBER, BUILDING MATERIALS, HARDWARE, FARM EQUIPMENT DEALERS | | | | | | | | |
| 52 | TOTAL | 303 | 211 | 36 901 | 35 409 | 4 355 | 85 624 | 996 | 199 |
| 521 | LUMBER YARDS | 54 | 52 | 17 842 | 17 826 | 1 767 | 34 296 | 375 | 18 |
| | BUILDING MATERIALS DEALERS | 56 | 38 | 6 668 | 6 464 | 877 | 17 611 | 196 | 36 |
| 522 | HEATING, PLUMBING EQUIPMENT DEALERS | 20 | 12 | 1 081 | 1 007 | 202 | 4 066 | 48 | 16 |
| 523 | PAINT, GLASS, WALLPAPER STORES | 53 | 35 | 3 053 | 2 681 | 531 | 11 138 | 121 | 35 |
| 524 | ELECTRICAL SUPPLY STORES | 11 | 5 | 598 | 458 | 49 | 985 | 12 | 8 |
| 5251 | HARDWARE STORES | 87 | 53 | 4 734 | 4 166 | 624 | 11 575 | 165 | 67 |
| 5252 | FARM EQUIPMENT DEALERS | 22 | 16 | 2 925 | 2 807 | 305 | 5 953 | 79 | 19 |
| | GENERAL MERCHANDISE GROUP STORES* | | | | | | | | |
| 53 PART* | TOTAL | 145 | 123 | 104 100 | 103 648 | 13 422 | 275 284 | 5 143 | 92 |
| 531 | DEPARTMENT STORES | 18 | 18 | 70 593 | 70 593 | 8 529 | 182 650 | 3 318 | - |
| 533 | LIMITED PRICE VARIETY STORES | 53 | 51 | 19 355 | 19 261 | 3 192 | 57 927 | 1 256 | 26 |
| 539 | GENERAL MERCHANDISE STORES | 46 | 38 | 12 541 | 12 331 | 1 449 | 29 561 | 489 | 40 |
| | DRY GOODS STORES | 14 | 10 | 1 335 | 1 281 | 235 | 4 752 | 70 | 11 |
| | SEWING, NEEDLEWORK STORES | 14 | 6 | 276 | 182 | 17 | 394 | 10 | 15 |
| | FOOD STORES | | | | | | | | |
| 54 | TOTAL | 1 294 | 660 | 225 457 | 203 865 | 17 223 | 339 274 | 5 611 | 1 174 |
| 541 | GROCERY STORES, INCLUDING DELICATESSENS | 964 | 456 | 205 207 | 186 683 | 14 678 | 288 773 | 4 702 | 917 |
| 542 | MEAT MARKETS | 82 | 36 | 7 085 | 5 439 | 590 | 10 824 | 141 | 84 |
| | FISH (SEAFOOD) MARKETS | 6 | 4 | 302 | 286 | 46 | 959 | 19 | 5 |
| 543 | FRUIT STORES, VEGETABLE MARKETS | 48 | 22 | 2 370 | 1 798 | 167 | 3 160 | 55 | 45 |
| 544 | CANDY, NUT, CONFECTIONERY STORES | 46 | 34 | 1 764 | 1 402 | 185 | 3 857 | 103 | 24 |
| 545 | DAIRY PRODUCTS STORES | 44 | 34 | 2 414 | 2 216 | 256 | 5 353 | 127 | 12 |
| 546 | RETAIL BAKERIES | 71 | 61 | 4 878 | 4 696 | 1 096 | 22 142 | 408 | 56 |
| 5462 | RETAIL BAKERIES, MANUFACTURING | 51 | 43 | 2 733 | 2 593 | 703 | 14 375 | 280 | 52 |
| 5463 | RETAIL BAKERIES, NONMANUFACTURING | 20 | 18 | 2 147 | 2 103 | 393 | 7 767 | 128 | 4 |
| 549 | EGG AND POULTRY DEALERS | 5 | 3 | 559 | (D) | (D) | (D) | (D) | (D) |
| | OTHER | 28 | 10 | 878 | (D) | (D) | (D) | (D) | (D) |
| | AUTOMOTIVE DEALERS | | | | | | | | |
| 55 EX.554 | TOTAL | 306 | 208 | 158 646 | 156 678 | 13 456 | 262 430 | 2 798 | 211 |
| 551 | PASSENGER CAR DEALERS, FRANCHISED | 96 | 96 | 137 438 | 137 438 | 11 380 | 220 047 | 2 289 | 38 |
| | DOMESTIC CAR DEALERS | 76 | 76 | 116 019 | 116 019 | 9 398 | 179 516 | 1 903 | 30 |
| | IMPORTED CAR DEALERS | 7 | 7 | 6 759 | 6 759 | 641 | 14 321 | 148 | 4 |
| | DOMESTIC AND IMPORTED CAR DEALERS | 13 | 13 | 14 660 | 14 660 | 1 341 | 26 210 | 238 | 4 |
| 552 | PASSENGER CAR DEALERS, NONFRANCHISED | 99 | 33 | 5 249 | 3 881 | 322 | 6 803 | 76 | 97 |
| 553 | TIRE, BATTERY, ACCESSORY DEALERS | 52 | 38 | 6 471 | 6 223 | 1 010 | 20 884 | 241 | 35 |
| | HOME AND AUTO SUPPLY STORES | 13 | 13 | 2 834 | 2 834 | 321 | 6 452 | 100 | 4 |
| 559 | MISCELLANEOUS AIRCRAFT, MARINE, AUTOMOTIVE DEALERS | 46 | 28 | 6 654 | 6 302 | 423 | 8 244 | 92 | 37 |
| | AIRCRAFT, BOAT, MOTORCYCLE DEALERS | 28 | 10 | 2 045 | 1 693 | 130 | 2 004 | 22 | 28 |
| | HOUSEHOLD TRAILER DEALERS | 15 | 15 | 4 316 | 4 316 | 262 | 5 025 | 55 | 9 |
| | OTHER AUTOMOTIVE DEALERS | 3 | 3 | 293 | 293 | 31 | 1 215 | 15 | - |
| | GASOLINE SERVICE STATIONS | | | | | | | | |
| 55PT(554) | TOTAL | 645 | 491 | 56 163 | 50 837 | 4 493 | 94 612 | 1 548 | 667 |
| | APPAREL, ACCESSORY STORES | | | | | | | | |
| 56 | TOTAL | 444 | 382 | 65 142 | 63 722 | 9 339 | 182 452 | 2 916 | 307 |
| 561,567 | MEN'S, BOYS' APPAREL STORES, CUSTOM TAILORS | 94 | 74 | 15 309 | 15 071 | 2 135 | 38 484 | 524 | 61 |
| 561 | MEN'S, BOYS' CLOTHING AND FURNISHINGS STORES | 82 | 72 | 15 141 | (D) | (D) | (D) | 518 | 50 |
| 567 | CUSTOM TAILORS | 12 | 2 | 168 | (D) | (D) | (D) | (D) | (D) |
| 562-3,568 | WOMEN'S CLOTHING, SPECIALTY STORES | 169 | 159 | 31 559 | 31 423 | 4 834 | 93 589 | 1 648 | 123 |
| 562 | WOMEN'S READY-TO-WEAR STORES | 91 | 83 | 24 557 | 24 429 | 3 940 | 75 721 | 1 341 | 62 |
| 563,568 | WOMEN'S ACCESSORY, SPECIALTY STORES, FURRIERS | 78 | 76 | 7 002 | 6 994 | 894 | 17 868 | 307 | 61 |
| 563 | MILLINERY STORES | 15 | 15 | 587 | 587 | 102 | 1 887 | 36 | 4 |
| | CORSET, LINGERIE STORES | 13 | 11 | 840 | 832 | 109 | 2 156 | 38 | 14 |
| | HOSIERY STORES | 5 | 5 | 264 | 264 | 29 | 567 | 12 | 4 |
| | APPAREL, ACCESSORY, OTHER SPECIALTY STORES | 28 | 28 | 4 152 | 4 152 | 490 | 9 426 | 162 | 23 |
| 568 | FURRIERS, FUR SHOPS | 17 | 17 | 1 159 | 1 159 | 164 | 3 832 | 59 | 16 |
| 565 | FAMILY CLOTHING STORES | 41 | 31 | 5 722 | 5 274 | 757 | 15 295 | 237 | 33 |
| 566 | SHOE STORES | 103 | 93 | 9 438 | 9 232 | 1 228 | 25 324 | 352 | 56 |
| | MEN'S SHOE STORES | 7 | 7 | 577 | 577 | 86 | 1 503 | 16 | 1 |
| | WOMEN'S SHOE STORES | 26 | 26 | 2 705 | 2 705 | 363 | 7 879 | 97 | 6 |
| | CHILDREN'S, JUVENILES' SHOE STORES | 4 | 4 | 415 | 415 | 52 | 1 093 | 14 | 3 |
| | FAMILY SHOE STORES | 66 | 56 | 5 741 | 5 535 | 727 | 14 849 | 225 | 46 |
| 564 | CHILDREN'S, INFANTS' WEAR STORES | 31 | 25 | 2 868 | 2 722 | 385 | 9 760 | 155 | 26 |
| 569 | MISCELLANEOUS APPAREL, ACCESSORY STORES | 6 | - | 246 | - | - | - | - | 8 |

Standard Notes: - Represents zero. (D) Withheld to avoid disclosure. (NA) Not available. (X) Not applicable.
*Nonstore retailers, part of SIC major group 53, are shown separately in this table.

TABLE 4. Standard Metropolitan Statistical Areas: 1963-Continued

| SIC code | Standard metropolitan statistical area and kind of business | Establishments | | Sales | | Payroll, entire year (\$1,000) | Payroll, workweek ended nearest Nov. 15 (dollars) | Paid employees, workweek ended nearest Nov. 15 (number) | Active proprietors of unincorporated businesses (number) |
|---|---|----------------|--------------|---------------------------|-----------------------------|--------------------------------|---|---|--|
| | | Total | With payroll | Total, all establishments | Establishments with payroll | | | | |
| | | (number) | (number) | (\$1,000) | (\$1,000) | | | | |
| ALBANY-SCHENECTADY-TROY SMSA-Continued | | | | | | | | | |
| FURNITURE, HOME FURNISHINGS, EQUIPMENT STORES | | | | | | | | | |
| | TOTAL | 318 | 232 | 39 043 | 37 435 | 5 532 | 108 576 | 1 237 | 232 |
| S7 | FURNITURE, HOME FURNISHINGS STORES | 190 | 136 | 25 051 | 24 073 | 3 988 | 77 324 | 853 | 127 |
| S712 | FURNITURE STORES | 109 | 83 | 17 836 | 17 270 | 2 828 | 53 644 | 578 | 66 |
| S713 | FLOOR COVERING STORES | 40 | 34 | 4 910 | 4 692 | 784 | 15 396 | 159 | 25 |
| S714 | DRAPERY, CURTAIN, UPHOLSTERY STORES | 14 | 10 | 757 | 731 | 140 | 2 972 | 46 | 12 |
| S715 | CHINA, GLASSWARE, METALWARE STORES | 14 | 2 | 352 | (0) | (0) | (0) | (0) | (0) |
| S719 | MISCELLANEOUS HOME FURNISHINGS STORES | 13 | 7 | 1 196 | (0) | (0) | (0) | (0) | (0) |
| S72 | HOUSEHOLD APPLIANCE STORES | 72 | 52 | 9 540 | 9 080 | 990 | 21 115 | 253 | 57 |
| S732 | RADIO, TELEVISION STORES | 24 | 22 | 1 857 | 1 851 | 277 | 5 194 | 64 | 22 |
| S733 | MUSIC STORES | 32 | 22 | 2 595 | 2 431 | 277 | 4 943 | 67 | 26 |
| | RECORD SHOPS | 6 | 6 | 497 | 493 | 47 | 1 034 | 18 | 6 |
| | MUSICAL INSTRUMENT STORES | 26 | 16 | 2 098 | 1 938 | 230 | 3 909 | 49 | 20 |
| EATING, DRINKING PLACES | | | | | | | | | |
| S8 | TOTAL | 1 557 | 1 155 | 75 484 | 68 748 | 15 380 | 323 102 | 6 703 | 1 585 |
| S812 | EATING PLACES | 1 031 | 677 | 55 181 | 49 495 | 12 300 | 259 166 | 5 412 | 1 025 |
| | RESTAURANTS, LUNCHROOMS | 774 | 494 | 41 727 | 36 899 | 9 513 | 198 825 | 4 178 | 791 |
| | CAFETERIAS | 37 | 35 | 2 953 | 2 929 | 878 | 18 781 | 325 | 17 |
| | REFRESHMENT PLACES | 181 | 117 | 8 376 | 7 636 | 1 392 | 30 672 | 694 | 181 |
| S813 | CATERERS | 39 | 31 | 2 125 | 2 031 | 517 | 10 888 | 215 | 36 |
| | DRINKING PLACES (ALCOHOLIC BEVERAGES) | 526 | 478 | 20 303 | 19 253 | 3 080 | 63 936 | 1 291 | 560 |
| DRUG STORES, PROPRIETARY STORES | | | | | | | | | |
| S9PT(S91) | TOTAL | 200 | 184 | 26 004 | 25 612 | 3 127 | 60 165 | 1 014 | 179 |
| S91 | DRUG STORES | 197 | 181 | 25 845 | 25 453 | 3 099 | 59 560 | 996 | 177 |
| (| PROPRIETARY STORES | 3 | 3 | 159 | 159 | 28 | 605 | 18 | 2 |
| OTHER RETAIL STORES | | | | | | | | | |
| S9 EX.S91 | TOTAL | 1 098 | 664 | 91 899 | 82 513 | 10 469 | 208 425 | 2 834 | 986 |
| S92 | LIQUOR STORES | 145 | 125 | 13 384 | 12 466 | 793 | 14 680 | 297 | 147 |
| S93 | ANTIQUA STORES, SECONDHAND STORES | 73 | 29 | 2 597 | 1 923 | 330 | 6 734 | 133 | 75 |
| S932 | ANTIQUA STORES | 31 | 5 | 323 | 85 | 10 | 227 | 6 | 37 |
| S933 | SECONDHAND STORES | 42 | 24 | 2 274 | 1 838 | 320 | 6 507 | 127 | 38 |
| S94 | BOOK, STATIONERY STORES | 40 | 28 | 3 128 | 2 564 | 382 | 8 648 | 135 | 33 |
| S942 | BOOK STORES | 12 | 8 | 900 | 664 | 68 | 1 701 | 39 | 11 |
| S943 | STATIONERY STORES | 28 | 20 | 2 228 | 1 900 | 314 | 6 947 | 96 | 22 |
| S95 | SPORTING GOODS STORES, BICYCLE SHOPS | 42 | 26 | 3 635 | 3 369 | 491 | 9 006 | 104 | 29 |
| S952 | SPORTING GOODS STORES | 37 | 23 | 3 455 | 3 209 | 456 | 7 937 | 96 | 25 |
| S953 | BICYCLE SHOPS | 5 | 3 | 180 | 160 | 35 | 1 069 | 8 | 4 |
| S962 | HAY, GRAIN, FEED STORES | 48 | 42 | 12 648 | 12 116 | 862 | 14 643 | 168 | 34 |
| S969 | OTHER FARM SUPPLY STORES | 4 | 2 | 674 | (0) | (0) | (0) | (0) | (0) |
| (| GARDEN SUPPLY STORES | 17 | 7 | 1 447 | 1 355 | 142 | 2 834 | 32 | 15 |
| S97 | JEWELRY STORES | 90 | 60 | 5 188 | 4 792 | 862 | 16 276 | 224 | 68 |
| S98 | FUEL, ICE DEALERS | 214 | 138 | 30 258 | 28 234 | 3 992 | 72 918 | 770 | 168 |
| S982 | COAL AND WOOD DEALERS | 24 | 20 | 3 325 | 3 273 | 384 | 6 463 | 76 | 19 |
| (| ICE DEALERS | 7 | 1 | 99 | (0) | (0) | (0) | (0) | (0) |
| S983 | FUEL OIL DEALERS | 164 | 102 | 24 517 | 22 665 | 3 180 | 57 866 | 606 | 128 |
| S984 | BOTTLED GAS DEALERS | 19 | 15 | 2 317 | 2 261 | 422 | 8 436 | 86 | 14 |
| S992 | FLORISTS | 70 | 42 | 3 595 | 3 019 | 732 | 14 010 | 193 | 62 |
| S993 | CIGAR STORES, STANDS | 25 | 11 | 1 231 | 755 | 62 | 1 137 | 27 | 26 |
| S994 | NEWS DEALERS, NEWSSTANDS | 52 | 18 | 2 435 | 1 673 | 141 | 2 765 | 60 | 51 |
| S996 | CAMERA, PHOTOGRAPHIC SUPPLY STORES | 13 | 9 | 1 124 | 994 | 124 | 2 252 | 36 | 9 |
| S997 | GIFT, NOVELTY, SOUVENIR SHOPS | 78 | 32 | 3 441 | 2 777 | 313 | 10 140 | 215 | 78 |
| S998 | OPTICAL GOODS STORES | 65 | 45 | 2 506 | 2 182 | 543 | 9 284 | 97 | 68 |
| S999 | TYPEWRITER STORES | 4 | 2 | 103 | (0) | (0) | (0) | (0) | (0) |
| (| LUGGAGE, LEATHER GOODS STORES | 4 | 4 | 403 | 403 | 57 | 913 | 15 | 3 |
| (| HOBBY, TOY, GAME SHOPS | 10 | 6 | 958 | 910 | 138 | 2 599 | 45 | 10 |
| (| RELIGIOUS GOODS STORES | 11 | 5 | 441 | 387 | 42 | 843 | 18 | 10 |
| (| PET SHOPS | 12 | 2 | 167 | (0) | (0) | (0) | (0) | (0) |
| (| OTHER | 81 | 31 | 2 536 | 1 782 | 383 | 6 993 | 91 | 80 |
| NONSTORE RETAILERS* | | | | | | | | | |
| 53 PART* | TOTAL | 248 | 80 | 34 632 | 31 948 | 7 968 | 173 557 | 2 375 | 216 |
| 532 | MAIL-ORDER HOUSES | 12 | 8 | 17 073 | 17 029 | 5 728 | 129 289 | 1 814 | 5 |
| 534 | MERCHANDISE VENDING MACHINE OPERATORS | 21 | 15 | 7 684 | 7 562 | 797 | 14 399 | 154 | 14 |
| 535 | DIRECT SELLING (HOUSE-TO-HOUSE) ORGANIZATIONS | 215 | 57 | 9 875 | 7 357 | 1 443 | 29 869 | 407 | 197 |

Standard Notes: - Represents zero. (D) Withheld to avoid disclosure. (NA) Not available. (X) Not applicable.
 *Nonstore retailers, part of SIC major group 53, are shown separately in this table.

TABLE 4. Standard Metropolitan Statistical Areas: 1963-Continued

| SIC code | Standard metropolitan statistical area and kind of business | Establishments | | Sales | | Payroll, entire year (\$1,000) | Payroll, workweek ended nearest Nov. 15 (dollars) | Paid employees, workweek ended nearest Nov. 15 (number) | Active proprietors of unincorporated businesses (number) |
|----------------------------------|---|--|-----------------------|-------------------------------------|---------------------------------------|--------------------------------|---|---|--|
| | | Total (number) | With payroll (number) | Total, all establishments (\$1,000) | Establishments with payroll (\$1,000) | | | | |
| BINGHAMTON, N.Y.-PA, SMSA | | Consists of Broome and Tioga Counties, N.Y., and Susquehanna County, Pa. | | | | | | | |
| | RETAIL TRADE, TDOTAL | 2 626 | 1 776 | 373 858 | 353 70D | 41 446 | 816 8D7 | 12 544 | 2 556 |
| | LUMBER, BUILDING MATERIALS, HARDWARE, FARM EQUIPMENT DEALERS | | | | | | | | |
| | TOTAL | 12D | 96 | 19 106 | 18 766 | 2 342 | 44 657 | 541 | 96 |
| 521 | LUMBER YARDS | 28 | 26 | 9 046 | 9 028 | 1 084 | 20 531 | 218 | 17 |
| | BUILDING MATERIALS DEALERS | 13 | 9 | 1 15D | (D) | (O) | (O) | (D) | (D) |
| 522 | HEATING, PLUMBING EQUIPMENT DEALERS | 7 | 3 | 297 | (O) | (D) | (D) | (D) | (O) |
| 523 | PAINT, GLASS, WALLPAPER STORES | 21 | 15 | 2 335 | 2 223 | 372 | 7 3D8 | 74 | 13 |
| 524 | ELECTRICAL SUPPLY STORES | - | - | 1 | 1 | 1 | 3D | 1 | - |
| 5251 | HARDWARE STORES | 26 | 20 | 2 798 | 2 744 | 390 | 7 561 | 113 | 19 |
| 5252 | FARM EQUIPMENT DEALERS | 25 | 23 | 3 479 | 3 439 | 3D1 | 5 896 | 79 | 29 |
| | GENERAL MERCHANDISE GROUP STORES* | | | | | | | | |
| | TOTAL | 75 | 63 | 44 948 | 44 686 | 6 941 | 129 753 | 2 533 | 54 |
| 531 PART* | DEPARTMENT STORES | 10 | 1D | 31 977 | 31 977 | 5 D19 | 95 63D | 1 727 | - |
| 533 | LIMITED PRICE VARIETY STORES | 29 | 21 | 7 951 | 7 737 | 1 375 | 24 459 | 615 | 20 |
| 539 | GENERAL MERCHANDISE STORES | 29 | 27 | 4 667 | 4 661 | 507 | 8 7D4 | 179 | 26 |
| | DRY GOODS STORES | 5 | 3 | (D) | (O) | (O) | (D) | (D) | (O) |
| | SEWING, NEEDLEWORK STORES | 2 | 2 | (O) | (O) | (D) | (D) | (D) | (D) |
| | FOOD STORES | | | | | | | | |
| | TOTAL | 478 | 266 | 97 702 | 90 59D | 6 738 | 13D 392 | 1 97D | 451 |
| 541 | GRODCERY STORES, INCLUDING DELICATESSENS | 402 | 212 | 93 141 | 86 511 | 6 D29 | 116 694 | 1 7D9 | 378 |
| 542 | MEAT MARKETS | 15 | 9 | 1 538 | 1 384 | 64 | 1 384 | 25 | 16 |
| 543 | FISH (SEAFOOD) MARKETS | 2 | - | 22 | - | - | - | - | 2 |
| | FRUIT STORES, VEGETABLE MARKETS | 8 | 4 | 353 | 339 | 17 | 381 | 6 | 10 |
| 544 | CANOEY, NUT, CONFECTIONERY STORES | 12 | 1D | 673 | 647 | 89 | 1 739 | 42 | 6 |
| 545 | DAIRY PRODUCTS STORES | 12 | 6 | 520 | 384 | 62 | 1 194 | 18 | 8 |
| 546 | RETAIL BAKERIES | 27 | 25 | 1 439 | 1 325 | 477 | 9 DDD | 17D | 31 |
| 5462 | RETAIL BAKERIES, MANUFACTURING | 21 | 19 | 1 199 | 1 085 | 4D3 | 7 448 | 139 | 21 |
| 5463 | RETAIL BAKERIES, NONMANUFACTURING | 6 | 6 | 24D | 240 | 74 | 1 552 | 31 | 10 |
| 549 | EGG AND POULTRY DEALERS | - | - | - | - | - | - | - | - |
| | DTHET | - | - | 16 | - | - | - | - | - |
| | AUTDMOTIVE DEALERS | | | | | | | | |
| | TOTAL | 161 | 111 | 70 63D | 69 010 | 6 644 | 130 595 | 1 245 | 125 |
| 55 EX. 554 | PASSENGER CAR DEALERS, FRANCHISED | 54 | 52 | 58 403 | 58 371 | 5 54D | 1D9 884 | 991 | 27 |
| 551 | DOMESTIC CAR DEALERS | 42 | 4D | 45 423 | 45 391 | 4 266 | 86 4D5 | 768 | 22 |
| | IMPORTED CAR DEALERS | 5 | 5 | 2 466 | 2 466 | 324 | 5 219 | 6D | 3 |
| | DOMESTIC AND IMPORTED CAR DEALERS | 7 | 7 | 10 514 | 1D 514 | 950 | 18 26D | 163 | 2 |
| 552 | PASSENGER CAR DEALERS, NONFRANCHISED | 49 | 17 | 3 641 | 2 731 | 194 | 3 232 | 5D | 47 |
| 553 | TIRE, BATTERY, ACCESSDRY DEALERS | 26 | 22 | 3 569 | 3 513 | 533 | 10 630 | 119 | 21 |
| | HOME AND AUTD SUPPLY STORES | 7 | 7 | 1 496 | 1 496 | 216 | 3 938 | 49 | 3 |
| 559 | MISCELLANEOUS AIRCRAFT, MARINE, AUTDMOTIVE DEALERS | 25 | 13 | 3 521 | 2 899 | 161 | 2 911 | 36 | 27 |
| | AIRCRAFT, BOAT, MDTORCYCLE DEALERS | 14 | 2 | (O) | (D) | (O) | (D) | (D) | (O) |
| | HOUSEHDL TRAILER DEALERS | 11 | 11 | (O) | (O) | (D) | (O) | (D) | (D) |
| | OTHER AUTDMOTIVE DEALERS | - | - | - | - | - | - | - | - |
| | GASOLINE SERVICE STATIONS | | | | | | | | |
| 55PT(554) | TOTAL | 316 | 218 | 22 741 | 19 673 | 1 664 | 34 95D | 645 | 347 |
| | APPAREL, ACCESSDRY STORES | | | | | | | | |
| | TDTAL | 15D | 122 | 16 388 | 15 704 | 2 243 | 42 677 | 680 | 124 |
| 561,567 | MEN'S, BDYS' APPAREL STORES, CUSTOM TAILORS | 29 | 27 | 4 925 | 4 895 | 686 | 12 799 | 177 | 22 |
| 561 | MEN'S, BOYS' CLDTHING AND FURNISHINGS STORES | 29 | 27 | 4 925 | 4 895 | 686 | 12 799 | 177 | 22 |
| 567 | CUSTOM TAILDRS | - | - | - | - | - | - | - | - |
| 562-3,568 | WDMEN'S CLOTHING, SPECIALTY STORES | 54 | 44 | 5 187 | 5 D61 | 761 | 14 158 | 249 | 49 |
| 562 | WDMEN'S READY-TO-WEAR STORES | 40 | 36 | 4 699 | 4 593 | 7D8 | 13 D87 | 226 | 37 |
| 563,568 | WOMEN'S ACCESSDRY, SPECIALTY STORES, FURRIERS | 14 | 8 | 488 | 468 | 53 | 1 D71 | 23 | 12 |
| 563 | MILLINERY STORES | 8 | 4 | (O) | (O) | (D) | (D) | (D) | (D) |
| | CDRSET, LINGERIE STORES | - | - | - | - | - | - | - | - |
| | HDSIERY STORES | 1 | 1 | (D) | (D) | (O) | (D) | (D) | (D) |
| | APPAREL, ACCESSDRY, DTHET SPECIALTY STORES | 3 | 3 | 168 | 166 | 11 | 2D8 | 8 | 3 |
| 568 | FURRIERS, FUR SHOPS | 2 | - | 6 | - | - | - | - | 2 |
| 565 | FAMILY CLDTHING STORES | 22 | 1D | 1 935 | 1 463 | 173 | 4 347 | 66 | 24 |
| 566 | SHDE STORES | 35 | 33 | 3 687 | 3 671 | 53D | 9 736 | 154 | 21 |
| | MEN'S SHOE STORES | 1 | 1 | (O) | (O) | (D) | (D) | (D) | (D) |
| | WDMEN'S SHOE STORES | 4 | 4 | 368 | 368 | 61 | 1 D76 | 14 | - |
| | CHILDREN'S, JUVENILES' SHDE STORES | 3 | 3 | (O) | (D) | (D) | (D) | (D) | (D) |
| | FAMILY SHOE STORES | 27 | 25 | 2 974 | 2 958 | 430 | 7 9D9 | 129 | 18 |
| 564 | CHILDREN'S, INFANTS' WEAR STORES | 10 | 8 | 654 | 614 | 93 | 1 637 | 34 | 8 |
| 569 | MISCELLANEOUS APPAREL, ACCESSDRY STORES | - | - | - | - | - | - | - | - |

Standard Notes: - Represents zero. (D) Withheld to avoid disclosure. (NA) Not available. (X) Not applicable.
 *Nonstore retailers, part of SIC major group 53, are shown separately in this table.

TABLE 4. Standard Metropolitan Statistical Areas: 1963—Continued

| SIC code | Standard metropolitan statistical area and kind of business | Establishments | | Sales | | Payroll, entire year (\$1,000) | Payroll, workweek ended nearest Nov. 15 (dollars) | Paid employees, workweek ended nearest Nov. 15 (number) | Active proprietors of unincorporated businesses (number) |
|---|---|----------------|-----------------------|-------------------------------------|---------------------------------------|--------------------------------|---|---|--|
| | | Total (number) | With payroll (number) | Total, all establishments (\$1,000) | Establishments with payroll (\$1,000) | | | | |
| BINGHAMTON, N.Y.-PA., SMSA—Continued | | | | | | | | | |
| FURNITURE, HOME FURNISHINGS, EQUIPMENT STORES | | | | | | | | | |
| | TOTAL | 137 | 95 | 15 946 | 15 394 | 2 266 | 45 613 | 528 | 113 |
| S7 | FURNITURE, HOME FURNISHINGS STORES | 81 | 57 | 11 458 | 11 212 | 1 767 | 35 632 | 404 | 59 |
| S712 | FURNITURE STORES | 57 | 37 | 9 371 | 9 163 | 1 444 | 29 896 | 331 | 43 |
| S713 | FLOOR COVERING STORES | 14 | 12 | 1 760 | 1 732 | 266 | 4 392 | 49 | 8 |
| S714 | DRAPERY, CURTAIN, UPHOLSTERY STORES | 4 | 4 | 129 | 129 | 17 | 358 | 9 | 4 |
| S715 | CHINA, GLASSWARE, METALWARE STORES | 4 | 2 | (0) | (D) | (D) | (D) | (D) | (D) |
| S719 | MISCELLANEOUS HOME FURNISHINGS STORES | 2 | 2 | (0) | (D) | (D) | (D) | (D) | (D) |
| S72 | HOUSEHOLD APPLIANCE STORES | 30 | 20 | 2 864 | 2 646 | 286 | 5 605 | 72 | 32 |
| S732 | RADIO, TELEVISION STORES | 17 | 11 | 940 | 880 | 113 | 2 575 | 31 | 16 |
| S733 | MUSIC STORES | 9 | 7 | 684 | 656 | 100 | 1 801 | 21 | 6 |
| | RECORD SHOPS | 2 | 2 | (0) | (D) | (D) | (D) | (D) | (D) |
| | MUSICAL INSTRUMENT STORES | 7 | 5 | (D) | (D) | (D) | (D) | (D) | (D) |
| EATING, DRINKING PLACES | | | | | | | | | |
| | TOTAL | 631 | 477 | 27 271 | 24 885 | 5 303 | 114 257 | 2 597 | 709 |
| S8 | EATING PLACES | 412 | 272 | 17 652 | 15 558 | 3 890 | 85 364 | 1 950 | 463 |
| S812 | RESTAURANTS, LUNCHROOMS | 310 | 194 | 13 108 | 11 302 | 2 843 | 61 891 | 1 387 | 363 |
| | CAFETERIAS | 9 | 9 | 1 071 | 1 071 | 353 | 8 763 | 203 | 3 |
| | REFRESHMENT PLACES | 73 | 53 | 2 760 | 2 498 | 496 | 10 463 | 262 | 80 |
| | CATERERS | 20 | 16 | 713 | 687 | 198 | 4 247 | 98 | 17 |
| S813 | DRINKING PLACES (ALCOHOLIC BEVERAGES) | 219 | 205 | 9 619 | 9 327 | 1 413 | 28 893 | 647 | 246 |
| DRUG STORES, PROPRIETARY STORES | | | | | | | | | |
| S9PT(S91) | TOTAL | 65 | 63 | 8 942 | 8 884 | 1 241 | 24 989 | 390 | 60 |
| S91 | DRUG STORES | 58 | 56 | 8 755 | 8 697 | 1 213 | 24 461 | 378 | 55 |
| | PROPRIETARY STORES | 7 | 7 | 187 | 187 | 28 | 528 | 12 | 5 |
| OTHER RETAIL STORES | | | | | | | | | |
| S9 Ex.S91 | TOTAL | 365 | 227 | 33 349 | 30 757 | 3 218 | 60 592 | 821 | 370 |
| S92 | LIQUOR STORES | 51 | 39 | 4 290 | 3 624 | 219 | 4 118 | 79 | 58 |
| S93 | ANTIQUE STORES, SECONDHAND STORES | 35 | 7 | 487 | 317 | 35 | 673 | 14 | 39 |
| S932 | ANTIQUE STORES | 12 | - | 66 | - | - | - | - | 16 |
| S933 | SECONDHAND STORES | 23 | 7 | 421 | 317 | 35 | 673 | 14 | 23 |
| S94 | BOOK, STATIONERY STORES | 4 | 4 | 431 | 431 | 18 | 372 | 9 | 3 |
| S942 | BOOK STORES | 1 | 1 | (D) | (D) | (D) | (D) | (D) | (D) |
| S943 | STATIONERY STORES | 3 | 3 | (0) | (D) | (D) | (D) | (D) | (D) |
| S95 | SPORTING GOODS STORES, BICYCLE SHOPS | 23 | 9 | 1 150 | 878 | 93 | 1 593 | 22 | 30 |
| S952 | SPORTING GOODS STORES | 23 | 9 | 1 150 | 878 | 93 | 1 593 | 22 | 30 |
| S953 | BICYCLE SHOPS | - | - | - | - | - | - | - | - |
| S962 | HAY, GRAIN, FEED STORES | 28 | 26 | 8 580 | 8 390 | 597 | 10 662 | 130 | 23 |
| S969 | OTHER FARM SUPPLY STORES | 8 | 6 | 4 632 | (D) | (D) | (D) | (D) | (D) |
| | GARDEN SUPPLY STORES | 2 | 2 | (D) | (D) | (D) | (D) | (D) | (D) |
| S97 | JEWELRY STORES | 33 | 19 | 1 850 | 1 522 | 260 | 4 489 | 63 | 34 |
| S98 | FUEL, ICE DEALERS | 43 | 35 | 6 081 | 5 943 | 751 | 15 534 | 182 | 32 |
| S982 | COAL AND WOOD DEALERS | 18 | 14 | 2 298 | 2 206 | 288 | 5 550 | 62 | 13 |
| | ICE DEALERS | - | - | - | - | - | - | - | - |
| S983 | FUEL OIL DEALERS | 16 | 12 | 2 692 | 2 646 | 281 | 6 349 | 73 | 14 |
| S984 | BOTTLED GAS DEALERS | 9 | 9 | 1 091 | 1 091 | 182 | 3 635 | 47 | 5 |
| S992 | FLORISTS | 28 | 20 | 1 368 | 1 126 | 218 | 3 779 | 58 | 32 |
| S993 | CIGAR STORES, STANDS | 10 | 4 | 395 | 217 | 13 | 279 | 6 | 11 |
| S994 | NEWS DEALERS, NEWSSTANDS | 10 | 2 | 172 | (D) | (D) | (D) | (D) | (D) |
| S996 | CAMERA, PHOTOGRAPHIC SUPPLY STORES | 3 | 3 | (D) | (D) | (D) | (D) | (D) | (D) |
| S997 | GIFT, NOVELTY, SOUVENIR SHOPS | 14 | 6 | 624 | 536 | 51 | 1 336 | 33 | 17 |
| S998 | OPTICAL GOODS STORES | 29 | 23 | 1 175 | 1 117 | 233 | 4 523 | 58 | 28 |
| S999 | TYPEWRITER STORES | - | - | - | - | - | - | - | - |
| | LUGGAGE, LEATHER GOODS STORES | 1 | 1 | (D) | (D) | (D) | (D) | (D) | (D) |
| | HOBBY, TOY, GAME SHOPS | 4 | 4 | 561 | 561 | 55 | 1 067 | 19 | 3 |
| | RELIGIOUS GOODS STORES | 2 | 2 | (D) | (D) | (D) | (D) | (D) | (D) |
| | PET SHOPS | 4 | - | 28 | - | - | - | - | 4 |
| | OTHER | 33 | 15 | 636 | 528 | 86 | 1 661 | 23 | 36 |
| NONSTORE RETAILERS* | | | | | | | | | |
| S3 PART* | TOTAL | 128 | 38 | 16 835 | 15 351 | 2 846 | 58 332 | 594 | 107 |
| S32 | MAIL-ORDER HOUSES | 4 | 4 | 2 173 | 2 173 | 245 | 5 083 | 51 | 1 |
| S34 | MERCHANDISE VENDING MACHINE OPERATORS | 20 | 10 | 3 467 | 2 971 | 348 | 5 627 | 57 | 13 |
| S35 | DIRECT SELLING (HOUSE-TO-HOUSE) ORGANIZATIONS | 104 | 24 | 11 195 | 10 207 | 2 253 | 47 622 | 486 | 93 |

Standard Notes: - Represents zero. (D) Withheld to avoid disclosure. (NA) Not available. (X) Not applicable.
*Nonstore retailers, part of SIC major group 53, are shown separately in this table.

TABLE 4. Standard Metropolitan Statistical Areas: 1963-Continued

| SIC code | Standard metropolitan statistical area and kind of business | Establishments | | Sales | | Payroll, entire year (\$1,000) | Payroll, workweek ended nearest Nov. 15 (dollars) | Paid employees, workweek ended nearest Nov. 15 (number) | Active proprietors of unincorporated businesses (number) |
|-----------|--|---|-----------------------|-------------------------------------|---------------------------------------|--------------------------------|---|---|--|
| | | Total (number) | With payroll (number) | Total, all establishments (\$1,000) | Establishments with payroll (\$1,000) | | | | |
| | <u>BUFFALO SMSA</u> | Consists of Erie and Niagara Counties, N.Y. | | | | | | | |
| | RETAIL TRADE, TOTAL | 11 633 | 8 059 | 1 675 205 | 1 589 483 | 197 469 | 3 931 361 | 62 750 | 10 291 |
| | LUMBER, BUILDING MATERIALS, HARDWARE, FARM EQUIPMENT DEALERS | | | | | | | | |
| | TOTAL | 536 | 374 | 72 516 | 69 322 | 10 050 | 187 405 | 2 025 | 371 |
| 52 | LUMBER YARDS | 102 | 100 | 31 494 | 31 442 | 4 477 | 81 228 | 781 | 32 |
| 521 | BUILDING MATERIALS DEALERS | 76 | 48 | 12 416 | 12 136 | 1 879 | 36 700 | 375 | 52 |
| 522 | HEATING, PLUMBING EQUIPMENT DEALERS | 31 | 19 | 2 788 | 2 682 | 488 | 9 697 | 104 | 23 |
| 523 | PAINT, GLASS, WALLPAPER STORES | 81 | 51 | 5 145 | 4 507 | 678 | 13 127 | 144 | 63 |
| 524 | ELECTRICAL SUPPLY STORES | 8 | 6 | 1 015 | 1 005 | 121 | 2 703 | 30 | 3 |
| 5251 | HARDWARE STORES | 198 | 120 | 11 799 | 10 019 | 1 613 | 29 942 | 425 | 163 |
| 5252 | FARM EQUIPMENT DEALERS | 40 | 30 | 7 859 | 7 531 | 794 | 14 008 | 166 | 35 |
| | GENERAL MERCHANDISE GROUP STORES* | | | | | | | | |
| | TOTAL | 220 | 204 | 242 392 | 242 248 | 35 883 | 720 020 | 13 184 | 100 |
| 53 PART* | DEPARTMENT STORES | 39 | 39 | 168 989 | 168 989 | 26 738 | 537 052 | 9 509 | 3 |
| 533 | LIMITED PRICE VARIETY STORES | 92 | 88 | 36 848 | 36 796 | 5 858 | 109 525 | 2 506 | 30 |
| 539 | GENERAL MERCHANDISE STORES | 66 | 62 | 35 655 | 35 631 | 3 185 | 71 329 | 1 128 | 40 |
| | DRY GOODS STORES | 11 | 11 | 727 | 727 | 90 | 1 857 | 33 | 12 |
| | SEWING, NEEDLEWORK STORES | 12 | 4 | 173 | 105 | 12 | 257 | 8 | 15 |
| | FOOD STORES | | | | | | | | |
| | TOTAL | 2 365 | 1 267 | 424 235 | 388 137 | 32 473 | 638 939 | 10 080 | 2 259 |
| 54 | GROCERY STORES, INCLUDING DELICATESSENS | 1 628 | 760 | 371 130 | 340 220 | 25 799 | 505 281 | 7 722 | 1 582 |
| 541 | MEAT MARKETS | 207 | 141 | 22 619 | 20 091 | 1 906 | 38 360 | 601 | 205 |
| 542 | FISH (SEAFOOD) MARKETS | 33 | 19 | 3 002 | 2 838 | 290 | 5 321 | 110 | 30 |
| 543 | FRUIT STORES, VEGETABLE MARKETS | 70 | 36 | 4 661 | 4 111 | 406 | 8 252 | 144 | 74 |
| 544 | CANDY, NUT, CONFECTIONERY STORES | 137 | 89 | 4 172 | 3 444 | 541 | 12 041 | 249 | 102 |
| 545 | DAIRY PRODUCTS STORES | 61 | 51 | 5 488 | 5 242 | 629 | 11 599 | 242 | 33 |
| 546 | RETAIL BAKERIES | 172 | 146 | 10 821 | 10 273 | 2 667 | 53 377 | 934 | 170 |
| 5462 | RETAIL BAKERIES, MANUFACTURING | 126 | 118 | 7 832 | 7 692 | 2 226 | 44 579 | 765 | 126 |
| 5463 | RETAIL BAKERIES, NONMANUFACTURING | 46 | 28 | 2 989 | 2 581 | 441 | 8 798 | 169 | 44 |
| 549 | EGG AND POULTRY DEALERS | 34 | 16 | 1 259 | 935 | 69 | 1 293 | 32 | 39 |
| | OTHER | 23 | 9 | 1 083 | 983 | 166 | 3 415 | 46 | 24 |
| | AUTOMOTIVE DEALERS | | | | | | | | |
| | TOTAL | 457 | 363 | 324 529 | 322 209 | 28 769 | 546 865 | 5 239 | 249 |
| 55 EX-554 | PASSENGER CAR DEALERS, FRANCHISED | 184 | 184 | 289 484 | 289 484 | 24 937 | 472 327 | 4 435 | 33 |
| 551 | DOMESTIC CAR DEALERS | 154 | 154 | 255 213 | 255 213 | 21 663 | 409 459 | 3 825 | 27 |
| | IMPORTED CAR DEALERS | 15 | 15 | 7 647 | 7 647 | 877 | 15 695 | 173 | 6 |
| | DOMESTIC AND IMPORTED CAR DEALERS | 15 | 15 | 26 624 | 26 624 | 2 397 | 47 173 | 437 | — |
| 552 | PASSENGER CAR DEALERS, NONFRANCHISED | 108 | 56 | 12 264 | 10 856 | 836 | 15 854 | 177 | 98 |
| 553 | TIRE, BATTERY, ACCESSORY DEALERS | 93 | 71 | 13 164 | 12 622 | 2 140 | 42 304 | 429 | 70 |
| | HOME AND AUTO SUPPLY STORES | 16 | 16 | 1 704 | 1 704 | 223 | 4 363 | 60 | 6 |
| 559 | MISCELLANEOUS AIRCRAFT, MARINE, AUTOMOTIVE DEALERS | 56 | 36 | 7 913 | 7 543 | 633 | 12 017 | 138 | 42 |
| | AIRCRAFT, BOAT, MOTORCYCLE DEALERS | 33 | 21 | 3 847 | 3 625 | 343 | 5 904 | 71 | 28 |
| | HOUSEHOLD TRAILER DEALERS | 22 | 14 | (D) | (D) | (D) | (D) | (D) | (D) |
| | OTHER AUTOMOTIVE DEALERS | 1 | 1 | (D) | (D) | (D) | (D) | (D) | (D) |
| | GASOLINE SERVICE STATIONS | | | | | | | | |
| 55PT(554) | TOTAL | 1 208 | 916 | 95 996 | 87 218 | 8 026 | 162 980 | 2 728 | 1 231 |
| | APPAREL, ACCESSORY STORES | | | | | | | | |
| | TOTAL | 743 | 605 | 98 821 | 96 365 | 15 439 | 308 249 | 5 108 | 461 |
| 561,567 | MEN'S, BOYS' APPAREL STORES, CUSTOM TAILORS | 183 | 137 | 25 902 | 25 282 | 4 771 | 93 775 | 1 295 | 131 |
| 561 | MEN'S, BOYS' CLOTHING AND FURNISHINGS STORES | 147 | 125 | 24 818 | 24 346 | 4 544 | 88 967 | 1 225 | 95 |
| 567 | CUSTOM TAILORS | 36 | 12 | 1 084 | 936 | 227 | 4 808 | 70 | 36 |
| 562-3,568 | WOMEN'S CLOTHING, SPECIALTY STORES | 281 | 241 | 49 025 | 48 317 | 7 559 | 148 362 | 2 727 | 165 |
| 562 | WOMEN'S READY-TO-WEAR STORES | 188 | 164 | 40 658 | 40 292 | 6 427 | 126 092 | 2 313 | 109 |
| 563,568 | WOMEN'S ACCESSORY, SPECIALTY STORES, FURRIERS | 93 | 77 | 8 367 | 8 025 | 1 132 | 22 270 | 414 | 56 |
| 563 | MILLINERY STORES | 27 | 23 | 1 404 | 1 312 | 207 | 4 270 | 86 | 8 |
| | CORSET, LINGERIE STORES | 8 | 4 | 251 | 221 | 53 | 1 025 | 14 | 8 |
| | HOSIERY STORES | 6 | 6 | 399 | 399 | 57 | 1 181 | 23 | — |
| | APPAREL, ACCESSORY, OTHER SPECIALTY STORES | 23 | 23 | 3 653 | 3 653 | 468 | 8 472 | 191 | 12 |
| 568 | FURRIERS, FUR SHOPS | 29 | 21 | 2 660 | 2 440 | 347 | 7 322 | 100 | 28 |
| 565 | FAMILY CLOTHING STORES | 51 | 31 | 4 985 | 4 541 | 578 | 13 706 | 217 | 46 |
| 566 | SHOE STORES | 201 | 171 | 17 191 | 16 593 | 2 339 | 48 417 | 776 | 99 |
| | MEN'S SHOE STORES | 24 | 20 | 1 552 | 1 492 | 177 | 3 252 | 47 | 12 |
| | WOMEN'S SHOE STORES | 16 | 16 | 2 672 | 2 672 | 405 | 7 525 | 92 | 3 |
| | CHILDREN'S, JUVENILES' SHOE STORES | 15 | 13 | 895 | 869 | 138 | 2 838 | 41 | 10 |
| | FAMILY SHOE STORES | 146 | 122 | 12 072 | 11 560 | 1 619 | 34 802 | 596 | 74 |
| 564 | CHILDREN'S, INFANTS' WEAR STORES | 23 | 23 | (D) | (D) | (D) | (D) | (D) | (D) |
| 569 | MISCELLANEOUS APPAREL, ACCESSORY STORES | 4 | 2 | (D) | (D) | (D) | (D) | (D) | (D) |

Standard Notes: — Represents zero. (D) Withheld to avoid disclosure. (NA) Not available. (X) Not applicable.
 *Nonstore retailers, part of SIC major group 53, are shown separately in this table.

TABLE 4. Standard Metropolitan Statistical Areas: 1963-Continued

| SIC code | Standard metropolitan statistical area and kind of business | Establishments | | Sales | | Payroll, entire year (\$1,000) | Payroll, workweek ended nearest Nov. 15 (dollars) | Paid employees, workweek ended nearest Nov. 15 (number) | Active proprietors of unincorporated businesses (number) |
|---|---|----------------|-----------------------|-------------------------------------|---------------------------------------|--------------------------------|---|---|--|
| | | Total (number) | With payroll (number) | Total, all establishments (\$1,000) | Establishments with payroll (\$1,000) | | | | |
| BUFFALO SMSA-Continued | | | | | | | | | |
| FURNITURE, HOME FURNISHINGS, EQUIPMENT STORES | | | | | | | | | |
| S7 | TOTAL | 615 | 439 | 67 898 | 64 136 | 9 985 | 192 793 | 2 294 | 415 |
| S71 | FURNITURE, HOME FURNISHINGS STORES | 353 | 243 | 39 534 | 37 044 | 6 462 | 124 372 | 1 428 | 238 |
| S712 | FURNITURE STORES | 220 | 152 | 29 964 | 28 196 | 4 667 | 88 265 | 980 | 136 |
| S713 | FLOOR COVERING STORES | 78 | 56 | 7 085 | 6 739 | 1 436 | 28 302 | 308 | 56 |
| S714 | ORAPERY, CURTAIN, UPHOLSTERY STORES | 34 | 22 | 1 045 | 939 | 190 | 4 346 | 73 | 29 |
| S715 | CHINA, GLASSWARE, METALWARE STORES | 12 | 8 | 1 217 | (0) | (0) | (0) | (0) | (0) |
| S719 | MISCELLANEOUS HOME FURNISHINGS STORES | 9 | 5 | 223 | (0) | (0) | (0) | (0) | (0) |
| S72 | HOUSEHOLD APPLIANCE STORES | 137 | 109 | 17 428 | 16 940 | 1 968 | 37 526 | 463 | 83 |
| S732 | RADIO, TELEVISION STORES | 62 | 50 | 5 573 | 5 431 | 745 | 16 553 | 175 | 50 |
| S733 | MUSIC STORES | 63 | 37 | 5 363 | 4 721 | 810 | 14 342 | 228 | 44 |
| | RECORD SHOPS | 30 | 18 | 1 374 | 1 176 | 154 | 3 088 | 58 | 18 |
| | MUSICAL INSTRUMENT STORES | 33 | 19 | 3 989 | 3 545 | 656 | 11 254 | 170 | 26 |
| EATING, DRINKING PLACES | | | | | | | | | |
| S8 | TOTAL | 3 058 | 2 414 | 146 890 | 134 942 | 31 026 | 663 280 | 14 673 | 3 111 |
| S812 | EATING PLACES | 1 725 | 1 231 | 93 773 | 85 287 | 22 834 | 487 526 | 10 749 | 1 616 |
| | RESTAURANTS, LUNCHROOMS | 1 284 | 872 | 69 045 | 61 759 | 16 825 | 362 196 | 8 049 | 1 254 |
| | CAFETERIAS | 67 | 67 | 5 919 | 5 919 | 1 982 | 40 731 | 789 | 17 |
| | REFRESHMENT PLACES | 293 | 215 | 12 405 | 11 285 | 2 337 | 47 761 | 1 146 | 279 |
| | CATERERS | 81 | 77 | 6 404 | 6 324 | 1 690 | 36 838 | 765 | 66 |
| S813 | DRINKING PLACES (ALCOHOLIC BEVERAGES) | 1 333 | 1 183 | 53 117 | 49 655 | 8 192 | 175 754 | 3 924 | 1 495 |
| DRUG STORES, PROPRIETARY STORES | | | | | | | | | |
| S9PT(S91) | TOTAL | 393 | 371 | 66 587 | 65 991 | 9 362 | 184 916 | 2 914 | 256 |
| S91 | DRUG STORES | 382 | 360 | 65 088 | 64 492 | 9 120 | 179 941 | 2 843 | 249 |
| | PROPRIETARY STORES | 11 | 11 | 1 499 | 1 499 | 242 | 4 975 | 71 | 7 |
| OTHER RETAIL STORES | | | | | | | | | |
| S9 EX, S91 | TOTAL | 1 600 | 990 | 106 991 | 95 173 | 12 542 | 241 938 | 3 498 | 1 462 |
| S92 | LIQUOR STORES | 315 | 241 | 26 480 | 22 414 | 1 485 | 28 733 | 572 | 337 |
| S93 | ANTIQUA STORES, SECONOHANO STORES | 156 | 70 | 5 690 | 4 794 | 832 | 16 388 | 253 | 138 |
| S932 | ANTIQUA STORES | 36 | 4 | 485 | 253 | 30 | 687 | 8 | 35 |
| S933 | SECONOHANO STORES | 120 | 66 | 5 205 | 4 541 | 802 | 15 701 | 245 | 103 |
| S94 | BOOK, STATIONERY STORES | 50 | 34 | 4 243 | 4 067 | 837 | 19 284 | 318 | 32 |
| S942 | BOOK STORES | 27 | 17 | 2 171 | 2 025 | 266 | 6 131 | 127 | 18 |
| S943 | STATIONERY STORES | 23 | 17 | 2 072 | 2 042 | 571 | 13 153 | 191 | 14 |
| S95 | SPORTING GOODS STORES, BICYCLE SHOPS | 94 | 64 | 5 730 | 5 270 | 788 | 15 763 | 211 | 71 |
| S952 | SPORTING GOODS STORES | 78 | 54 | 5 391 | 5 009 | 752 | 15 148 | 197 | 54 |
| S953 | BICYCLE SHOPS | 16 | 10 | 339 | 261 | 36 | 615 | 14 | 17 |
| S962 | HAY, GRAIN, FEED STORES | 43 | 35 | 7 298 | 7 224 | 711 | 12 592 | 147 | 37 |
| S969 | OTHER FARM SUPPLY STORES | 15 | 13 | 5 739 | 5 719 | 351 | 6 455 | 75 | 7 |
| | GARDEN SUPPLY STORES | 30 | 20 | 1 708 | 1 644 | 211 | 4 221 | 61 | 28 |
| S97 | JEWELRY STORES | 137 | 75 | 6 925 | 5 927 | 1 139 | 21 440 | 295 | 107 |
| S98 | FUEL, ICE DEALERS | 113 | 71 | 16 370 | 15 602 | 2 073 | 40 494 | 401 | 87 |
| S982 | COAL AND WOOD DEALERS | 41 | 23 | 4 186 | (0) | (0) | (0) | (0) | (0) |
| | ICE DEALERS | 8 | 2 | 55 | (0) | (0) | (0) | (0) | (0) |
| S983 | FUEL OIL DEALERS | 59 | 43 | 11 763 | 11 253 | 1 554 | 30 229 | 273 | 44 |
| S984 | BOTTLED GAS DEALERS | 5 | 3 | 366 | 298 | 54 | 1 468 | 18 | 6 |
| S992 | FLORISTS | 143 | 83 | 5 811 | 4 721 | 1 005 | 18 008 | 333 | 151 |
| S993 | CIGAR STORES, STANOS | 64 | 34 | 2 944 | 2 318 | 220 | 4 348 | 78 | 63 |
| S994 | NEWS DEALERS, NEWSSTANDS | 20 | 6 | 440 | 306 | 23 | 440 | 12 | 19 |
| S996 | CAMERA, PHOTOGRAPHIC SUPPLY STORES | 27 | 21 | 1 709 | 1 599 | 144 | 2 678 | 42 | 20 |
| S997 | GIFT, NOVELTY, SOUVENIR SHOPS | 92 | 42 | 2 521 | 2 075 | 293 | 5 412 | 121 | 90 |
| S998 | OPTICAL GOODS STORES | 132 | 92 | 5 723 | 4 955 | 1 422 | 25 818 | 276 | 116 |
| S999 | TYPEWRITER STORES | 3 | 3 | 127 | 127 | 30 | 583 | 5 | 1 |
| | LUGGAGE, LEATHER GOODS STORES | 5 | 5 | 565 | 565 | 110 | 2 187 | 32 | 3 |
| | HOBBY, TOY, GAME SHOPS | 28 | 16 | 1 580 | 1 250 | 125 | 2 603 | 59 | 33 |
| | RELIGIOUS GOODS STORES | 10 | 8 | 839 | 807 | 88 | 1 697 | 35 | 11 |
| | PET SHOPS | 8 | 4 | 366 | 318 | 44 | 891 | 18 | 12 |
| | OTHER | 115 | 53 | 4 183 | 3 461 | 611 | 11 903 | 154 | 99 |
| NONSTORE RETAILERS* | | | | | | | | | |
| S3 PART* | TOTAL | 438 | 116 | 28 350 | 23 742 | 3 914 | 83 976 | 1 007 | 376 |
| S32 | MAIL-ORDER HOUSES | 23 | 15 | 2 848 | 2 784 | 297 | 6 885 | 108 | 16 |
| S34 | MERCHANTISE VENDING MACHINE OPERATORS | 62 | 34 | 10 347 | 9 905 | 1 485 | 34 618 | 383 | 42 |
| S35 | DIRECT SELLING (HOUSE-TO-HOUSE) ORGANIZATIONS | 353 | 67 | 15 155 | 11 053 | 2 132 | 42 473 | 516 | 318 |

Standard Notes: - Represents zero. (D) Withheld to avoid disclosure. (NA) Not available. (X) Not applicable.
*Nonstore retailers, part of SIC major group 53, are shown separately in this table.

TABLE 4. Standard Metropolitan Statistical Areas: 1963-Continued

| SIC code | Standard metropolitan statistical area and kind of business | Establishments | | Sales | | Payroll, entire year (\$1,000) | Payroll, workweek ended nearest Nov. 15 (dollars) | Paid employees, workweek ended nearest Nov. 15 (number) | Active proprietors of unincorporated businesses (number) |
|----------------------|---|--|--------------------------|--|--|-----------------------------------|--|--|---|
| | | Total (number) | With payroll (number) | Total, all establishments (\$1,000) | Establishments with payroll (\$1,000) | | | | |
| NEW YORK SMSA | | Consists of New York City, and Nassau, Rockland, Suffolk, and Westchester Counties, N.Y. | | | | | | | |
| | RETAIL TRADE, TOTAL | 102 783 | 72 325 | 15 646 307 | 14 844 204 | 2 062 866 | 41 861 056 | 570 253 | 79 002 |
| | LUMBER, BUILDING MATERIALS, HARDWARE, FARM EQUIPMENT DEALERS | | | | | | | | |
| | TOTAL | 3 233 | 2 397 | 427 391 | 405 799 | 56 818 | 1 124 182 | 11 379 | 2 120 |
| 52 | LUMBER YARDS | 443 | 437 | 151 560 | 151 330 | 20 172 | 396 622 | 3 534 | 116 |
| | BUILDING MATERIALS DEALERS | 385 | 281 | 44 863 | 42 243 | 6 162 | 125 130 | 1 230 | 217 |
| 522 | HEATING, PLUMBING EQUIPMENT DEALERS | 162 | 120 | 24 163 | 23 245 | 3 972 | 73 325 | 650 | 103 |
| 523 | PAINT, GLASS, WALLPAPER STORES | 717 | 541 | 73 095 | 68 367 | 9 654 | 198 167 | 2 170 | 453 |
| 524 | ELECTRICAL SUPPLY STORES | 112 | 76 | 16 230 | 15 232 | 1 850 | 36 143 | 384 | 60 |
| 5251 | HARDWARE STORES | 1 381 | 915 | 111 232 | 99 186 | 14 146 | 276 955 | 3 239 | 1 154 |
| 5252 | FARM EQUIPMENT DEALERS | 33 | 27 | 6 248 | 6 196 | 862 | 17 840 | 172 | 17 |
| | GENERAL MERCHANDISE GROUP STORES* | | | | | | | | |
| | TOTAL | 2 743 | 1 951 | 2 106 346 | 2 091 078 | 315 970 | 6 799 308 | 103 240 | 1 802 |
| S3 PART* | DEPARTMENT STORES | 93 | 93 | 1 661 239 | 1 661 239 | 250 068 | 5 511 608 | 80 100 | - |
| 531 | LIMITED PRICE VARIETY STORES | 841 | 685 | 226 153 | 223 049 | 40 045 | 736 068 | 15 715 | 425 |
| 539 | GENERAL MERCHANDISE STORES | 1 016 | 682 | 166 012 | 158 730 | 19 189 | 410 929 | 5 537 | 688 |
| | DRY GOODS STORES | 585 | 387 | 44 794 | 41 302 | 5 685 | 117 633 | 1 497 | 485 |
| | SEWING, NEEDLEWORK STORES | 208 | 104 | 8 148 | 6 758 | 983 | 23 070 | 391 | 204 |
| | FOOD STORES | | | | | | | | |
| | TOTAL | 24 431 | 14 911 | 4 004 030 | 3 675 172 | 346 981 | 6 989 576 | 91 903 | 21 762 |
| S4 | GROCERY STORES, INCLUDING DELICATESSENS | 11 663 | 7 509 | 3 096 359 | 2 923 071 | 244 370 | 4 864 104 | 62 800 | 9 761 |
| S41 | MEAT MARKETS | 4 604 | 3 066 | 411 340 | 354 278 | 33 201 | 676 095 | 8 093 | 4 785 |
| S42 | FISH (SEAFOOD) MARKETS | 693 | 399 | 37 100 | 29 730 | 2 884 | 59 049 | 873 | 741 |
| 543 | FRUIT STORES, VEGETABLE MARKETS | 1 495 | 661 | 75 494 | 55 078 | 5 379 | 114 052 | 1 668 | 1 585 |
| 544 | CANDY, NUT, CONFECTIONERY STORES | 2 868 | 918 | 110 385 | 58 981 | 7 273 | 145 570 | 2 992 | 2 570 |
| 545 | DAIRY PRODUCTS STORES | 411 | 257 | 57 122 | 51 236 | 6 517 | 133 595 | 1 478 | 326 |
| 546 | RETAIL BAKERIES | 2 051 | 1 763 | 181 116 | 173 526 | 44 008 | 937 473 | 13 031 | 1 388 |
| 5462 | RETAIL BAKERIES, MANUFACTURING | 1 551 | 1 407 | 135 441 | 131 799 | 38 120 | 815 868 | 11 111 | 1 140 |
| 5463 | RETAIL BAKERIES, NONMANUFACTURING | 500 | 356 | 45 675 | 41 727 | 5 888 | 121 605 | 1 920 | 248 |
| S49 | EGG AND POULTRY DEALERS | 351 | 201 | 22 191 | 18 895 | 1 931 | 37 889 | 566 | 320 |
| | OTHER | 295 | 137 | 12 923 | 10 377 | 1 418 | 21 749 | 402 | 286 |
| | AUTOMOTIVE DEALERS | | | | | | | | |
| | TOTAL | 2 209 | 1 791 | 1 593 516 | 1 580 846 | 134 356 | 2 505 802 | 21 785 | 1 051 |
| S5 EX-554 | PASSENGER CAR DEALERS, FRANCHISED | 782 | 776 | 1 391 424 | 1 390 852 | 111 750 | 2 052 820 | 17 021 | 155 |
| SS1 | DOMESTIC CAR DEALERS | 582 | 582 | 1 167 675 | 1 167 675 | 91 332 | 1 680 923 | 13 873 | 97 |
| | IMPORTED CAR DEALERS | 106 | 104 | 66 996 | 66 904 | 8 453 | 160 218 | 1 381 | 28 |
| | DOMESTIC AND IMPORTED CAR DEALERS | 94 | 90 | 156 753 | 156 273 | 11 965 | 211 679 | 1 767 | 30 |
| 552 | PASSENGER CAR DEALERS, NONFRANCHISED | 535 | 331 | 83 050 | 76 228 | 6 323 | 126 379 | 1 262 | 368 |
| 553 | TIRE, BATTERY, ACCESSORY DEALERS | 632 | 496 | 73 526 | 70 112 | 11 309 | 229 803 | 2 359 | 377 |
| | HOME AND AUTO SUPPLY STORES | 29 | 29 | 15 621 | 15 621 | 1 704 | 32 294 | 457 | 11 |
| S59 | MISCELLANEOUS AIRCRAFT, MARINE, AUTOMOTIVE DEALERS | 231 | 159 | 29 895 | 28 033 | 3 270 | 64 506 | 686 | 140 |
| | AIRCRAFT, BOAT, MOTORCYCLE DEALERS | 197 | 133 | 24 127 | 22 621 | 2 725 | 54 099 | 553 | 117 |
| | HOUSEHOLD TRAILER DEALERS | 13 | 11 | 1 983 | 1 885 | 184 | 3 593 | 50 | 11 |
| | OTHER AUTOMOTIVE DEALERS | 21 | 15 | 3 785 | 3 527 | 361 | 6 814 | 83 | 12 |
| | GASOLINE SERVICE STATIONS | | | | | | | | |
| 55PT(5S4) | TOTAL | 5 341 | 4 499 | 632 609 | 594 645 | 61 138 | 1 289 814 | 17 230 | 4 804 |
| | APPAREL, ACCESSORY STORES | | | | | | | | |
| | TOTAL | 12 143 | 8 811 | 1 570 138 | 1 501 059 | 235 556 | 4 739 470 | 62 970 | 8 234 |
| 561,567 | MEN'S, BOYS' APPAREL STORES, CUSTOM TAILORS | 2 614 | 2 064 | 390 279 | 376 951 | 61 617 | 1 255 722 | 13 394 | 1 610 |
| 561 | MEN'S, BOYS' CLOTHING AND FURNISHINGS STORES | 2 122 | 1 796 | 368 275 | 357 077 | 56 328 | 1 141 047 | 12 178 | 1 165 |
| 567 | CUSTOM TAILORS | 492 | 268 | 22 004 | 19 874 | 5 289 | 114 675 | 1 216 | 445 |
| 562-3,568 | WOMEN'S CLOTHING, SPECIALTY STORES | 5 508 | 4 042 | 757 827 | 731 002 | 116 901 | 2 350 582 | 35 019 | 4 012 |
| 562 | WOMEN'S READY-TO-WEAR STORES | 2 657 | 2 087 | 551 740 | 540 723 | 90 578 | 1 785 255 | 26 818 | 1 807 |
| 563,568 | WOMEN'S ACCESSORY, SPECIALTY STORES, FURRIERS | 2 851 | 1 955 | 206 087 | 190 279 | 26 323 | 565 327 | 8 201 | 2 205 |
| 563 | MILLINERY STORES | 382 | 238 | 12 301 | 10 659 | 1 899 | 40 617 | 762 | 330 |
| | CORSET, LINGERIE STORES | 484 | 364 | 32 017 | 30 141 | 4 235 | 83 452 | 1 295 | 362 |
| | HOSIERY STORES | 241 | 155 | 12 703 | 10 671 | 1 414 | 28 656 | 440 | 185 |
| | APPAREL, ACCESSORY, OTHER SPECIALTY STORES | 1 186 | 960 | 116 762 | 111 974 | 14 156 | 304 424 | 4 678 | 847 |
| 568 | FURRIERS, FUR SHOPS | 558 | 238 | 32 304 | 26 834 | 4 619 | 108 178 | 1 026 | 481 |
| 565 | FAMILY CLOTHING STORES | 1 147 | 361 | 101 633 | 86 213 | 11 810 | 260 785 | 3 642 | 1 091 |
| 566 | SHOE STORES | 2 136 | 1 800 | 256 305 | 247 295 | 37 817 | 721 144 | 8 436 | 928 |
| | MEN'S SHOE STORES | 386 | 380 | 48 353 | 47 977 | 6 915 | 124 117 | 1 273 | 58 |
| | WOMEN'S SHOE STORES | 514 | 506 | 90 137 | 89 941 | 14 948 | 290 395 | 3 227 | 126 |
| | CHILDREN'S, JUVENILES' SHOE STORES | 120 | 110 | 9 926 | 9 558 | 1 516 | 28 899 | 302 | 61 |
| | FAMILY SHOE STORES | 1 116 | 804 | 107 889 | 99 819 | 14 438 | 277 733 | 3 634 | 683 |
| 564 | CHILDREN'S, INFANTS' WEAR STORES | 622 | 518 | 56 431 | 53 683 | 6 442 | 131 328 | 2 218 | 474 |
| 569 | MISCELLANEOUS APPAREL, ACCESSORY STORES | 116 | 26 | 7 663 | 5 915 | 969 | 19 909 | 261 | 119 |

Standard Notes: - Represents zero. (D) Withheld to avoid disclosure. (NA) Not available. (X) Not applicable.
 *Nonstore retailers, part of SIC major group 53, are shown separately in this table.

TABLE 4. Standard Metropolitan Statistical Areas: 1963-Continued

| SIC code | Standard metropolitan statistical area and kind of business | Establishments | | Sales | | Payroll, entire year (\$1,000) | Payroll, workweek ended nearest Nov. 15 (dollars) | Paid employees, workweek ended nearest Nov. 15 (number) | Active proprietors of unincorporated businesses (number) |
|--|---|----------------|--------------|-------------------------------------|---------------------------------------|--------------------------------|---|---|--|
| | | Total | With payroll | Total, all establishments (\$1,000) | Establishments with payroll (\$1,000) | | | | |
| | | (number) | (number) | (number) | (number) | | | | |
| NEW YORK SMSA-Continued | | | | | | | | | |
| FURNITURE, HOME FURNISHINGS, EQUIPMENT STORES | | | | | | | | | |
| S7 | TOTAL | 6 307 | 4 513 | 844 468 | 807 760 | 116 688 | 2 299 468 | 23 361 | 4 024 |
| S71 | FURNITURE, HOME FURNISHINGS STORES | 4 623 | 3 209 | 570 818 | 542 371 | 84 423 | 1 678 188 | 16 949 | 3 097 |
| S712 | FURNITURE STORES | 2 433 | 1 643 | 360 358 | 343 436 | 51 745 | 993 291 | 9 784 | 1 460 |
| S713 | FLOOR COVERING STORES | 822 | 646 | 108 461 | 104 849 | 16 872 | 356 993 | 3 172 | 541 |
| S714 | DRAPERY, CURTAIN, UPHOLSTERY STORES | 598 | 488 | 40 356 | 38 416 | 7 017 | 144 047 | 1 761 | 460 |
| S715 | CHINA, GLASSWARE, METALWARE STORES | 228 | 168 | 33 626 | 33 002 | 4 872 | 91 969 | 1 217 | 161 |
| S719 | MISCELLANEOUS HOME FURNISHINGS STORES | 848 | 267 | 28 014 | 22 668 | 4 217 | 88 888 | 1 015 | 475 |
| S72 | HOUSEHOLD APPLIANCE STORES | 783 | 621 | 151 191 | 147 077 | 16 236 | 306 455 | 3 206 | 362 |
| S732 | RADIO, TELEVISION STORES | 486 | 426 | 76 554 | 75 408 | 9 485 | 186 779 | 1 880 | 263 |
| S733 | MUSIC STORES | 415 | 257 | 45 908 | 42 904 | 6 544 | 131 043 | 1 326 | 282 |
| | RECORD SHOPS | 211 | 123 | 21 981 | 20 549 | 2 657 | 57 464 | 604 | 141 |
| | MUSICAL INSTRUMENT STORES | 204 | 134 | 23 927 | 22 355 | 3 887 | 73 579 | 722 | 141 |
| EATING, DRINKING PLACES | | | | | | | | | |
| S8 | TOTAL | 20 670 | 17 942 | 1 892 098 | 1 838 124 | 468 982 | 9 665 739 | 166 654 | 14 770 |
| S812 | EATING PLACES | 14 560 | 12 064 | 1 528 978 | 1 480 839 | 394 802 | 8 158 928 | 143 383 | 10 380 |
| | RESTAURANTS, LUNCHROOMS | 9 760 | 8 712 | 1 102 544 | 1 080 216 | 288 927 | 6 008 268 | 106 444 | 6 697 |
| | CAFETERIAS | 566 | 558 | 114 218 | 113 966 | 36 497 | 723 267 | 12 031 | 161 |
| | REFRESHMENT PLACES | 3 479 | 2 121 | 180 631 | 156 737 | 30 601 | 605 481 | 11 725 | 3 152 |
| S813 | CATERERS | 755 | 673 | 131 582 | 129 920 | 38 777 | 821 912 | 13 183 | 370 |
| | DRINKING PLACES (ALCOHOLIC BEVERAGES) | 6 110 | 5 878 | 363 123 | 357 285 | 74 180 | 1 506 814 | 23 271 | 4 390 |
| DRUG STORES, PROPRIETARY STORES | | | | | | | | | |
| S9PT(S91) | TOTAL | 3 788 | 3 377 | 448 000 | 431 046 | 62 573 | 1 243 456 | 15 132 | 2 782 |
| S91 | DRUG STORES | 3 679 | 3 298 | 434 195 | 420 797 | 61 415 | 1 219 399 | 14 818 | 2 709 |
| | PROPRIETARY STORES | 106 | 82 | 10 805 | 10 249 | 1 158 | 24 057 | 314 | 73 |
| OTHER RETAIL STORES | | | | | | | | | |
| S9 EX.S91 | TOTAL | 16 833 | 10 741 | 1 713 409 | 1 562 031 | 208 817 | 4 124 230 | 44 983 | 13 210 |
| S92 | LIQUOR STORES | 2 760 | 2 408 | 445 938 | 416 270 | 36 143 | 684 786 | 7 568 | 2 270 |
| S93 | ANTIQUES STORES, SECONDHAND STORES | 1 347 | 711 | 75 500 | 66 982 | 11 663 | 230 938 | 2 763 | 1 068 |
| S932 | ANTIQUARIAN STORES | 455 | 171 | 28 840 | 24 930 | 3 989 | 70 856 | 683 | 418 |
| S933 | SECONDHAND STORES | 892 | 540 | 46 660 | 42 052 | 7 674 | 160 082 | 2 080 | 647 |
| S94 | BOOK, STATIONERY STORES | 1 629 | 1 059 | 135 768 | 118 496 | 17 426 | 342 695 | 4 457 | 1 242 |
| S942 | BOOK STORES | 383 | 271 | 37 666 | 35 582 | 5 132 | 102 879 | 1 330 | 252 |
| S943 | STATIONERY STORES | 1 246 | 788 | 98 102 | 82 914 | 12 294 | 239 816 | 3 127 | 990 |
| S95 | SPORTING GOODS STORES, BICYCLE SHOPS | 542 | 326 | 51 264 | 47 158 | 7 261 | 135 022 | 1 533 | 420 |
| S952 | SPORTING GOODS STORES | 436 | 274 | 47 050 | 43 680 | 6 885 | 126 871 | 1 420 | 321 |
| S953 | BICYCLE SHOPS | 106 | 52 | 4 214 | 3 478 | 376 | 8 151 | 113 | 99 |
| S962 | HAY, GRAIN, FEED STORES | 39 | 37 | 13 797 | 13 757 | 866 | 18 775 | 249 | 27 |
| S969 | OTHER FARM SUPPLY STORES | 9 | 9 | 3 311 | 3 311 | 276 | 6 147 | 72 | 4 |
| | GARDEN SUPPLY STORES | 140 | 110 | 17 149 | 16 623 | 2 559 | 47 098 | 592 | 94 |
| S97 | JEWELRY STORES | 1 431 | 785 | 115 888 | 103 788 | 16 941 | 340 783 | 3 603 | 1 153 |
| S98 | FUEL, ICE DEALERS | 1 440 | 1 016 | 385 103 | 372 433 | 52 558 | 1 055 688 | 8 487 | 912 |
| S982 | COAL AND WOOD DEALERS | 130 | 92 | 28 884 | 28 270 | 3 655 | 77 478 | 809 | 85 |
| | ICE DEALERS | 138 | 20 | 1 891 | 571 | 88 | 2 014 | 31 | 134 |
| S983 | FUEL OIL DEALERS | 1 123 | 865 | 342 984 | 332 382 | 46 440 | 928 182 | 7 200 | 675 |
| S984 | BOTTLED GAS DEALERS | 49 | 39 | 11 344 | 11 210 | 2 375 | 48 014 | 447 | 18 |
| S992 | FLORISTS | 1 187 | 785 | 58 024 | 50 904 | 11 021 | 214 236 | 2 731 | 1 015 |
| S993 | CIGAR STORES, STANDS | 926 | 556 | 70 104 | 56 908 | 5 504 | 109 223 | 1 555 | 782 |
| S994 | NEWS DEALERS, NEWSSTANDS | 1 137 | 469 | 48 899 | 35 339 | 3 959 | 83 465 | 1 403 | 973 |
| S996 | CAMERA, PHOTOGRAPHIC SUPPLY STORES | 287 | 239 | 47 861 | 46 729 | 5 553 | 111 087 | 1 202 | 142 |
| S997 | GIFT, NOVELTY, SOUVENIR SHOPS | 1 046 | 518 | 45 996 | 37 316 | 5 533 | 117 516 | 1 783 | 850 |
| S998 | OPTICAL GOODS STORES | 766 | 544 | 36 943 | 33 421 | 9 878 | 190 667 | 1 751 | 577 |
| S999 | TYPEWRITER STORES | 69 | 57 | 5 603 | 5 351 | 1 182 | 23 163 | 262 | 46 |
| | LUGGAGE, LEATHER GOODS STORES | 178 | 118 | 16 498 | 15 092 | 2 308 | 41 598 | 489 | 123 |
| | HOBBY, TOY, GAME SHOPS | 360 | 216 | 31 654 | 28 894 | 4 053 | 89 849 | 1 320 | 285 |
| | RELIGIOUS GOODS STORES | 118 | 38 | 3 703 | 2 789 | 458 | 9 525 | 124 | 102 |
| | PET SHOPS | 257 | 91 | 8 170 | 5 858 | 887 | 19 758 | 295 | 214 |
| | OTHER | 1 165 | 649 | 96 536 | 84 612 | 12 788 | 252 211 | 2 744 | 914 |
| NONSTORE RETAILERS* | | | | | | | | | |
| S3 PART* | TOTAL | 5 088 | 1 392 | 417 302 | 356 644 | 54 987 | 1 080 014 | 11 616 | 4 443 |
| S32 | MAIL-ORDER HOUSES | 509 | 287 | 115 743 | 112 185 | 12 992 | 258 902 | 3 151 | 361 |
| S34 | MERCHANDISE VENDING MACHINE OPERATORS | 571 | 327 | 94 583 | 89 339 | 10 688 | 219 363 | 2 255 | 369 |
| S35 | DIRECT SELLING (HOUSE-TO-HOUSE) ORGANIZATIONS | 4 008 | 778 | 206 976 | 155 120 | 31 307 | 601 749 | 6 220 | 3 713 |

Standard Notes: - Represents zero. (D) Withheld to avoid disclosure. (NA) Not available. (X) Not applicable.
 *Nonstore retailers, part of SIC major group 53, are shown separately in this table.

TABLE 4. Standard Metropolitan Statistical Areas: 1963-Continued

| SIC code | Standard metropolitan statistical area and kind of business | Establishments | | Sales | | Payroll, entire year (\$1,000) | Payroll, workweek ended nearest Nov. 15 (dollars) | Paid employees, workweek ended nearest Nov. 15 (number) | Active proprietors of unincorporated businesses (number) |
|-----------------------|--|---|--------------|---------------------------|-----------------------------|--------------------------------|---|---|--|
| | | Total | With payroll | Total, all establishments | Establishments with payroll | | | | |
| | | (number) | (number) | (\$1,000) | (\$1,000) | | | | |
| <u>ROCHESTER SMSA</u> | | Consists of Livingston, Monroe, Orleans, and Wayne Counties, N.Y. | | | | | | | |
| | RETAIL TRADE, TOTAL | 6 241 | 4 435 | 1 137 536 | 1 087 198 | 136 595 | 2 870 410 | 41 818 | 5 386 |
| | LUMBER, BUILDING MATERIALS, HARDWARE, FARM EQUIPMENT DEALERS | | | | | | | | |
| 52 | TOTAL | 399 | 283 | 52 973 | 50 685 | 6 949 | 128 840 | 1 502 | 306 |
| 521 | LUMBER YARDS | 59 | 57 | 21 635 | 21 625 | 2 842 | 51 125 | 550 | 27 |
| | BUILDING MATERIALS DEALERS | 53 | 35 | 7 323 | 6 869 | 1 211 | 24 753 | 268 | 37 |
| 522 | HEATING, PLUMBING EQUIPMENT DEALERS | 26 | 18 | (0) | (0) | (0) | (0) | (0) | (0) |
| 523 | PAINT, GLASS, WALLPAPER STORES | 49 | 25 | 2 726 | 2 358 | 323 | 5 764 | 71 | 39 |
| 524 | ELECTRICAL SUPPLY STORES | 3 | 3 | (0) | (0) | (0) | (0) | (0) | (0) |
| 5251 | HARDWARE STORES | 149 | 97 | 8 751 | 7 569 | 1 065 | 19 862 | 289 | 138 |
| 5252 | FARM EQUIPMENT DEALERS | 60 | 48 | 9 265 | 9 107 | 888 | 15 867 | 200 | 50 |
| | GENERAL MERCHANDISE GROUP STORES* | | | | | | | | |
| 53 PART* | TOTAL | 150 | 132 | 152 369 | 151 869 | 22 958 | 518 263 | 8 814 | 86 |
| 531 | DEPARTMENT STORES | 21 | 21 | 123 919 | 123 919 | 18 856 | 445 629 | 7 201 | - |
| 533 | LIMITED PRICE VARIETY STORES | 65 | 59 | 17 452 | 17 308 | 2 776 | 46 306 | 1 131 | 30 |
| 539 | GENERAL MERCHANDISE STORES | 49 | 39 | 9 557 | 9 223 | 1 130 | 22 676 | 412 | 39 |
| | DRY GOODS STORES | 9 | 7 | 819 | 797 | 142 | 2 437 | 42 | 10 |
| | SEWING, NEEDLEWORK STORES | 6 | 6 | 622 | 622 | 54 | 1 215 | 28 | 7 |
| | FOOD STORES | | | | | | | | |
| 54 | TOTAL | 1 169 | 693 | 261 395 | 241 223 | 19 362 | 369 266 | 5 763 | 1 088 |
| 541 | GROCERY STORES, INCLUDING DELICATESSENS | 857 | 499 | 237 308 | 221 330 | 16 224 | 306 023 | 4 643 | 788 |
| 542 | MEAT MARKETS | 64 | 40 | 7 001 | 5 727 | 511 | 9 775 | 145 | 67 |
| | FISH (SEAFOOD) MARKETS | 7 | 7 | 341 | 341 | 27 | 502 | 18 | 9 |
| 543 | FRUIT STORES, VEGETABLE MARKETS | 37 | 9 | 2 581 | 1 315 | 174 | 2 304 | 42 | 37 |
| 544 | CANOE, NUT, CONFECTIONERY STORES | 49 | 29 | 1 573 | 1 199 | 161 | 3 104 | 71 | 38 |
| 545 | DAIRY PRODUCTS STORES | 31 | 25 | 4 639 | 4 321 | 490 | 10 210 | 192 | 19 |
| 546 | RETAIL BAKERIES | 104 | 78 | 5 874 | 5 286 | 1 494 | 31 183 | 566 | 108 |
| 5462 | RETAIL BAKERIES, MANUFACTURING | 89 | 75 | 5 381 | (0) | (0) | (0) | (0) | (0) |
| 5463 | RETAIL BAKERIES, NONMANUFACTURING | 15 | 3 | 493 | (0) | (0) | (0) | (0) | (0) |
| 549 | EGG AND POULTRY DEALERS | 10 | 2 | 437 | (0) | (0) | (0) | (0) | (0) |
| | OTHER | 10 | 4 | 1 641 | (0) | (0) | (0) | (0) | (0) |
| | AUTOMOTIVE DEALERS | | | | | | | | |
| 55 EX.554 | TOTAL | 366 | 284 | 238 932 | 235 924 | 21 044 | 389 454 | 3 877 | 236 |
| 551 | PASSENGER CAR DEALERS, FRANCHISED | 156 | 156 | 217 238 | 217 238 | 19 004 | 347 001 | 3 373 | 55 |
| | DOMESTIC CAR DEALERS | 137 | 137 | 202 794 | 202 794 | 17 512 | 320 172 | 3 109 | 50 |
| | IMPORTED CAR DEALERS | 7 | 7 | 6 903 | 6 903 | 705 | 12 824 | 120 | - |
| | DOMESTIC AND IMPORTED CAR DEALERS | 12 | 12 | 7 541 | 7 541 | 787 | 14 005 | 144 | 5 |
| 552 | PASSENGER CAR DEALERS, NONFRANCHISED | 71 | 21 | 4 400 | 3 068 | 210 | 5 259 | 65 | 76 |
| 553 | TIRE, BATTERY, ACCESSORY DEALERS | 55 | 43 | 6 936 | 6 574 | 1 006 | 21 009 | 226 | 41 |
| | HOME AND AUTO SUPPLY STORES | 30 | 30 | 3 295 | 3 295 | 373 | 7 679 | 117 | 21 |
| 559 | MISCELLANEOUS AIRCRAFT, MARINE, AUTOMOTIVE DEALERS | 54 | 34 | 7 063 | 5 749 | 451 | 8 506 | 96 | 43 |
| | AIRCRAFT, BOAT, MOTORCYCLE DEALERS | 27 | 17 | 3 130 | 2 442 | 246 | 4 338 | 50 | 22 |
| | HOUSEHOLD TRAILER DEALERS | 21 | 13 | 3 027 | 2 533 | 150 | 2 947 | 32 | 17 |
| | OTHER AUTOMOTIVE DEALERS | 6 | 4 | 906 | 774 | 55 | 1 221 | 14 | 4 |
| | GASOLINE SERVICE STATIONS | | | | | | | | |
| 55PT(554) | TOTAL | 652 | 498 | 59 142 | 52 686 | 4 758 | 97 186 | 1 710 | 675 |
| | APPAREL, ACCESSORY STORES | | | | | | | | |
| 56 | TOTAL | 456 | 348 | 62 069 | 60 507 | 9 907 | 189 920 | 3 265 | 300 |
| 561,567 | MEN'S, BOYS' APPAREL STORES, CUSTOM TAILORS | 97 | 77 | 10 549 | 10 217 | 1 574 | 28 303 | 434 | 71 |
| 561 | MEN'S, BOYS' CLOTHING AND FURNISHINGS STORES | 72 | 68 | 10 218 | 10 048 | 1 524 | 27 367 | 411 | 45 |
| 567 | CUSTOM TAILORS | 25 | 9 | 331 | 169 | 50 | 936 | 23 | 26 |
| 562-3,568 | WOMEN'S CLOTHING, SPECIALTY STORES | 148 | 116 | 25 862 | 25 448 | 4 430 | 82 671 | 1 554 | 106 |
| 562 | WOMEN'S READY-TO-WEAR STORES | 83 | 71 | 20 804 | 20 582 | 3 567 | 67 660 | 1 306 | 51 |
| 563,568 | WOMEN'S ACCESSORY, SPECIALTY STORES, FURRIERS | 65 | 45 | 5 058 | 4 866 | 863 | 15 011 | 248 | 55 |
| 563 | MILLINERY STORES | 16 | 12 | 677 | 637 | 102 | 2 129 | 44 | 14 |
| | CORSET, LINGERIE STORES | 8 | 2 | (0) | (0) | (0) | (0) | (0) | (0) |
| | HOSIERY STORES | 2 | 2 | (0) | (0) | (0) | (0) | (0) | (0) |
| | APPAREL, ACCESSORY, OTHER SPECIALTY STORES | 22 | 18 | 2 512 | 2 448 | 379 | 6 256 | 123 | 14 |
| 568 | FURRIERS, FUR SHOPS | 17 | 11 | 1 691 | 1 625 | 364 | 6 270 | 74 | 15 |
| 565 | FAMILY CLOTHING STORES | 53 | 35 | 14 372 | 14 130 | 2 385 | 48 890 | 804 | 34 |
| 566 | SHOE STORES | 142 | 106 | 10 167 | 9 633 | 1 384 | 27 371 | 419 | 73 |
| | MEN'S SHOE STORES | 13 | 9 | 711 | 665 | 84 | 1 977 | 28 | 5 |
| | WOMEN'S SHOE STORES | 19 | 19 | 2 452 | 2 452 | 362 | 7 507 | 109 | 3 |
| | CHILDREN'S, JUVENILES' SHOE STORES | 6 | 6 | 253 | 253 | 70 | 1 407 | 20 | 3 |
| | FAMILY SHOE STORES | 104 | 72 | 6 751 | 6 263 | 868 | 16 480 | 262 | 62 |
| 564 | CHILDREN'S, INFANTS' WEAR STORES | 12 | 12 | (0) | (0) | (0) | (0) | (0) | (0) |
| 569 | MISCELLANEOUS APPAREL, ACCESSORY STORES | 4 | 2 | (0) | (0) | (0) | (0) | (0) | (0) |

Standard Notes: - Represents zero. (D) Withheld to avoid disclosure. (NA) Not available. (X) Not applicable.
 *Nonstore retailers, part of SIC major group 53, are shown separately in this table.

TABLE 4. Standard Metropolitan Statistical Areas: 1963—Continued

| SIC code | Standard metropolitan statistical area and kind of business | Establishments | | Sales | | Payroll, entire year (\$1,000) | Payroll, workweek ended nearest Nov. 15 (dollars) | Paid employees, workweek ended nearest Nov. 15 (number) | Active proprietors of unincorporated businesses (number) |
|---|---|----------------|-----------------------|-------------------------------------|---------------------------------------|--------------------------------|---|---|--|
| | | Total (number) | With payroll (number) | Total, all establishments (\$1,000) | Establishments with payroll (\$1,000) | | | | |
| ROCHESTER SMSA—Continued | | | | | | | | | |
| FURNITURE, HOME FURNISHINGS, EQUIPMENT STORES | | | | | | | | | |
| S7 | TOTAL | 334 | 234 | 51 441 | 49 279 | 7 769 | 140 861 | 1 604 | 257 |
| S71 | FURNITURE, HOME FURNISHINGS STORES | 171 | 117 | 26 973 | 25 773 | 4 685 | 85 396 | 977 | 138 |
| S712 | FURNITURE STORES | 102 | 72 | 19 537 | 18 739 | 3 211 | 55 819 | 646 | 82 |
| S713 | FLOOR COVERING STORES | 34 | 26 | 5 748 | 5 462 | 1 223 | 23 086 | 213 | 27 |
| S714 | DRAPERY, CURTAIN, UPHOLSTERY STORES | 15 | 9 | 769 | 745 | 139 | 3 594 | 53 | 13 |
| S715 | CHINA, GLASSWARE, METALWARE STORES | 5 | 1 | 22 | (0) | (0) | (0) | (0) | (0) |
| S719 | MISCELLANEOUS HOME FURNISHINGS STORES | 15 | 9 | 897 | (0) | (0) | (0) | (0) | (0) |
| S72 | HOUSEHOLD APPLIANCE STORES | 102 | 72 | 18 632 | 17 934 | 2 263 | 40 770 | 434 | 74 |
| S732 | RADIO, TELEVISION STORES | 24 | 22 | 2 451 | 2 325 | 302 | 5 216 | 65 | 18 |
| S733 | MUSIC STORES | 37 | 23 | 3 385 | 3 247 | 519 | 9 479 | 128 | 27 |
| | RECORD SHOPS | 12 | 8 | 468 | 436 | 51 | 906 | 18 | 8 |
| | MUSICAL INSTRUMENT STORES | 25 | 15 | 2 917 | 2 811 | 468 | 8 573 | 110 | 19 |
| EATING, DRINKING PLACES | | | | | | | | | |
| S8 | TOTAL | 1 310 | 1 106 | 78 002 | 74 482 | 17 311 | 358 600 | 7 273 | 1 288 |
| S812 | EATING PLACES | 851 | 665 | 56 038 | 52 798 | 13 647 | 281 693 | 5 726 | 787 |
| | RESTAURANTS, LUNCHROOMS | 554 | 434 | 38 813 | 36 419 | 9 794 | 205 159 | 4 107 | 549 |
| | CAFETERIAS | 47 | 47 | 3 759 | 3 707 | 1 249 | 24 201 | 431 | 16 |
| | REFRESHMENT PLACES | 196 | 144 | 10 345 | 9 685 | 1 874 | 39 070 | 887 | 181 |
| S813 | CATERERS | 54 | 40 | 3 121 | 2 987 | 730 | 13 263 | 301 | 41 |
| | DRINKING PLACES (ALCOHOLIC BEVERAGES) | 459 | 441 | 21 964 | 21 684 | 3 664 | 76 907 | 1 547 | 501 |
| DRUG STORES, PROPRIETARY STORES | | | | | | | | | |
| S9PT(S91) | TOTAL | 193 | 189 | 35 085 | 35 043 | 5 309 | 97 948 | 1 421 | 96 |
| S91 | DRUG STORES | 189 | 185 | 34 864 | 34 822 | 5 278 | 97 346 | 1 411 | 93 |
| | PROPRIETARY STORES | 4 | 4 | 221 | 221 | 31 | 602 | 10 | 3 |
| OTHER RETAIL STORES | | | | | | | | | |
| S9 EX.S91 | TOTAL | 1 915 | 1 579 | 182 614 | 175 110 | 10 170 | 184 831 | 2 515 | 788 |
| S92 | LIQUOR STORES | 145 | 115 | 14 438 | 12 632 | 893 | 18 123 | 300 | 144 |
| S93 | ANTIQUARIAN STORES, SECONOHANO STORES | 83 | 29 | 2 104 | 1 340 | 235 | 4 177 | 69 | 88 |
| S932 | ANTIQUARIAN STORES | 28 | 2 | 406 | (0) | (0) | (0) | (0) | (0) |
| S933 | SECONOHANO STORES | 55 | 27 | 1 698 | (0) | (0) | (0) | (0) | (0) |
| S94 | BOOK, STATIONERY STORES | 32 | 20 | 3 275 | 3 139 | 617 | 10 029 | 184 | 22 |
| S942 | BOOK STORES | 9 | 5 | 299 | 225 | 23 | 524 | 12 | 8 |
| S943 | STATIONERY STORES | 23 | 15 | 2 976 | 2 914 | 594 | 9 505 | 162 | 14 |
| S95 | SPORTING GOODS STORES, BICYCLE SHOPS | 51 | 25 | 3 076 | 2 146 | 279 | 5 350 | 85 | 50 |
| S952 | SPORTING GOODS STORES | 43 | 21 | 2 779 | 1 959 | 255 | 4 918 | 80 | 42 |
| S953 | BICYCLE SHOPS | 8 | 4 | 297 | 187 | 24 | 432 | 5 | 8 |
| S962 | HAY, GRAIN, FEED STORES | 33 | 27 | 5 799 | 5 495 | 474 | 8 413 | 108 | 29 |
| S969 | OTHER FARM SUPPLY STORES | 28 | 26 | 7 639 | 7 633 | 641 | 12 991 | 166 | 11 |
| | GARDEN SUPPLY STORES | 18 | 10 | 3 776 | 3 702 | 954 | 10 232 | 153 | 10 |
| S97 | JEWELRY STORES | 96 | 56 | 5 098 | 4 390 | 748 | 13 525 | 192 | 74 |
| S98 | FUEL, ICE DEALERS | 103 | 83 | 21 318 | 20 722 | 2 693 | 47 711 | 494 | 66 |
| S982 | COAL AND WOOD DEALERS | 29 | 23 | 3 350 | 3 234 | 383 | 7 561 | 83 | 24 |
| | ICE DEALERS | 3 | 1 | (0) | (0) | (0) | (0) | (0) | (0) |
| S983 | FUEL OIL DEALERS | 59 | 47 | 16 191 | 15 721 | 2 060 | 34 991 | 357 | 30 |
| S984 | BOTTLE GAS DEALERS | 12 | 12 | (0) | (0) | (0) | (0) | (0) | (0) |
| S992 | FLORISTS | 84 | 46 | 13 363 | 12 881 | 1 612 | 12 129 | 193 | 89 |
| S993 | CIGAR STORES, STANOS | 25 | 19 | 1 172 | 1 096 | 106 | 1 986 | 38 | 24 |
| S994 | NEWS DEALERS, NEWSSTANOS | 4 | 4 | 688 | 614 | 39 | 998 | 20 | 4 |
| S996 | CAMERA, PHOTOGRAPHIC SUPPLY STORES | 6 | 6 | 650 | 650 | 83 | 1 580 | 20 | 2 |
| S997 | GIFT, NOVELTY, SOUVENIR SHOPS | 39 | 15 | 589 | 385 | 56 | 1 354 | 33 | 40 |
| S998 | OPTICAL GOODS STORES | 54 | - | 3 009 | 2 755 | 895 | 16 827 | 165 | 39 |
| S999 | TYPEWRITER STORES | 6 | 4 | 520 | 506 | 102 | 1 180 | 18 | 6 |
| | LUGGAGE, LEATHER GOODS STORES | 7 | 5 | 1 300 | (0) | (0) | (0) | (0) | (0) |
| | HOBBY, TOY, GAME SHOPS | 18 | 10 | 819 | 665 | 81 | 2 212 | 37 | 14 |
| | RELIGIOUS GOODS STORES | 6 | 2 | 279 | (0) | (0) | (0) | (0) | (0) |
| | PET SHOPS | 11 | 7 | 711 | 657 | 82 | 5 039 | 92 | 10 |
| | OTHER | 66 | 32 | 2 991 | 2 313 | 398 | 7 553 | 104 | 58 |
| NONSTORE RETAILERS* | | | | | | | | | |
| S3 PART* | TOTAL | 291 | 83 | 50 470 | 47 346 | 10 073 | 375 353 | 3 844 | 264 |
| S32 | MAIL-ORDER HOUSES | 15 | 11 | 1 464 | 1 442 | 133 | 2 471 | 79 | 8 |
| S34 | MERCHANDISE VENDING MACHINE OPERATORS | 30 | 14 | 6 922 | 6 340 | 1 001 | 19 117 | 383 | 28 |
| S35 | DIRECT SELLING (HOUSE-TO-HOUSE) ORGANIZATIONS | 246 | 58 | 42 084 | 39 564 | 8 939 | 353 765 | 3 382 | 228 |

Standard Notes: - Represents zero. (D) Withheld to avoid disclosure. (NA) Not available. (X) Not applicable. *Revised.
 *Nonstore retailers, part of SIC major group 53, are shown separately in this table.

TABLE 4. Standard Metropolitan Statistical Areas: 1963—Continued

| SIC code | Standard metropolitan statistical area and kind of business | Establishments | | Sales | | Payroll, entire year (\$1,000) | Payroll, workweek ended nearest Nov. 15 (dollars) | Paid employees, workweek ended nearest Nov. 15 (number) | Active proprietors of unincorporated businesses (number) |
|----------------------|--|--|-----------------------|-------------------------------------|---------------------------------------|--------------------------------|---|---|--|
| | | Total (number) | With payroll (number) | Total, all establishments (\$1,000) | Establishments with payroll (\$1,000) | | | | |
| SYRACUSE SMSA | | Consists of Madison, Onondaga, and Oswego Counties, N.Y. | | | | | | | |
| | RETAIL TRADE, TOTAL | 5 169 | 3 629 | 786 709 | 750 063 | 94 181 | 1 832 427 | 28 188 | 4 622 |
| | LUMBER, BUILDING MATERIALS, HARDWARE, FARM EQUIPMENT DEALERS | | | | | | | | |
| | TOTAL | 279 | 207 | 36 620 | 35 224 | 4 612 | 88 060 | 1 080 | 176 |
| 521 | LUMBER YARDS | 62 | 54 | 16 401 | 16 085 | 2 038 | 37 318 | 429 | 32 |
| | BUILDING MATERIALS DEALERS | 38 | 22 | 4 558 | 4 302 | 648 | 12 697 | 142 | 22 |
| 522 | HEATING, PLUMBING EQUIPMENT DEALERS | 15 | 11 | 1 528 | (D) | (D) | (D) | (D) | (D) |
| 523 | PAINT, GLASS, WALLPAPER STORES | 31 | 29 | 1 475 | 1 469 | 257 | 5 160 | 64 | 19 |
| 524 | ELECTRICAL SUPPLY STORES | 3 | 1 | 371 | (D) | (D) | (D) | (D) | (D) |
| 5251 | HARDWARE STORES | 88 | 58 | 6 006 | 5 386 | 751 | 14 751 | 227 | 58 |
| 5252 | FARM EQUIPMENT DEALERS | 42 | 32 | 6 281 | 6 101 | 526 | 10 870 | 135 | 32 |
| | GENERAL MERCHANDISE GROUP STORES* | | | | | | | | |
| | TOTAL | 139 | 115 | 97 230 | 96 920 | 15 302 | 294 685 | 5 473 | 92 |
| 53 PART* | DEPARTMENT STORES | 17 | 17 | 71 122 | 71 122 | 11 302 | 216 540 | 3 894 | - |
| 533 | LIMITED PRICE VARIETY STORES | 52 | 50 | 19 545 | 19 477 | 3 297 | 62 176 | 1 314 | 25 |
| 539 | GENERAL MERCHANDISE STORES | 47 | 35 | 5 745 | 5 607 | 604 | 13 378 | 215 | 47 |
| | DRY GOODS STORES | 10 | 6 | 258 | (D) | (D) | (D) | (D) | (D) |
| | SEWING, NEEDLEWORK STORES | 13 | 7 | 560 | (D) | (D) | (D) | (D) | (D) |
| | FOOD STORES | | | | | | | | |
| | TOTAL | 894 | 560 | 202 995 | 189 845 | 15 988 | 307 552 | 4 619 | 812 |
| 541 | GROCERY STORES, INCLUDING DELICATESSENS | 661 | 403 | 183 858 | 173 160 | 13 114 | 250 468 | 3 747 | 597 |
| 542 | MEAT MARKETS | 52 | 32 | 6 183 | 5 355 | 488 | 9 190 | 115 | 50 |
| | FISH (SEAFOOD) MARKETS | 23 | 15 | 1 180 | 1 012 | 112 | 2 265 | 54 | 27 |
| 543 | FRUIT STORES, VEGETABLE MARKETS | 28 | 6 | 1 690 | 816 | 92 | 1 970 | 32 | 29 |
| 544 | CANDY, NUT, CONFECTIONERY STORES | 24 | 20 | 1 148 | 1 148 | 177 | 3 361 | 75 | 15 |
| 545 | DAIRY PRODUCTS STORES | 28 | 24 | 3 297 | 3 127 | 512 | 9 132 | 138 | 16 |
| 546 | RETAIL BAKERIES | 65 | 53 | 4 439 | 4 165 | 1 218 | 25 147 | 385 | 69 |
| 5462 | RETAIL BAKERIES, MANUFACTURING | 50 | 44 | 3 852 | 3 748 | 1 154 | 23 830 | 361 | 52 |
| 5463 | RETAIL BAKERIES, NONMANUFACTURING | 15 | 9 | 587 | 417 | 64 | 1 317 | 24 | 17 |
| 549 | EGG AND POULTRY DEALERS | 3 | 1 | 115 | (D) | (D) | (D) | (D) | (D) |
| | OTHER | 10 | 6 | 1 031 | (D) | (D) | (D) | (D) | (D) |
| | AUTOMOTIVE DEALERS | | | | | | | | |
| | TOTAL | 269 | 201 | 152 959 | 151 253 | 14 632 | 270 341 | 2 597 | 175 |
| 551 | PASSENGER CAR DEALERS, FRANCHISED | 108 | 108 | 134 274 | 134 274 | 12 427 | 231 293 | 2 138 | 39 |
| | DOMESTIC CAR DEALERS | 99 | 99 | 124 768 | 124 768 | 11 305 | 209 373 | 1 935 | 39 |
| | IMPORTED CAR DEALERS | 5 | 5 | 2 950 | 2 950 | 475 | 9 755 | 89 | - |
| | DOMESTIC AND IMPORTED CAR DEALERS | 4 | 4 | 6 556 | 6 556 | 647 | 12 165 | 114 | - |
| 552 | PASSENGER CAR DEALERS, NONFRANCHISED | 55 | 19 | 4 392 | 3 468 | 318 | 5 817 | 69 | 54 |
| 553 | TIRE, BATTERY, ACCESSORY DEALERS | 31 | 25 | 5 988 | 5 916 | 1 223 | 21 212 | 222 | 20 |
| | HOME AND AUTO SUPPLY STORES | 13 | 13 | 1 770 | 1 770 | 185 | 4 066 | 62 | 6 |
| 559 | MISCELLANEOUS AIRCRAFT, MARINE, AUTOMOTIVE DEALERS | 62 | 36 | 6 535 | 5 825 | 479 | 7 953 | 106 | 56 |
| | AIRCRAFT, BOAT, MOTORCYCLE DEALERS | 41 | 21 | 2 685 | 2 319 | 215 | 3 126 | 49 | 41 |
| | HOUSEHOLD TRAILER DEALERS | 18 | 12 | (D) | (D) | (D) | (D) | (D) | (D) |
| | OTHER AUTOMOTIVE DEALERS | 3 | 3 | (D) | (D) | (D) | (D) | (D) | (D) |
| | GASOLINE SERVICE STATIONS | | | | | | | | |
| 55PT(554) | TOTAL | 555 | 427 | 46 823 | 42 125 | 3 624 | 77 354 | 1 351 | 596 |
| | APPAREL, ACCESSORY STORES | | | | | | | | |
| | TOTAL | 339 | 269 | 46 783 | 45 473 | 7 357 | 146 284 | 2 338 | 241 |
| 561,567 | MEN'S, BOYS' APPAREL STORES, CUSTOM TAILORS | 74 | 62 | 12 107 | 11 863 | 1 891 | 38 079 | 528 | 48 |
| 561 | MEN'S, BOYS' CLOTHING AND FURNISHINGS STORES | 66 | 60 | 11 928 | (D) | (D) | (D) | (D) | (D) |
| 567 | CUSTOM TAILORS | 8 | 2 | 179 | (D) | (D) | (D) | (D) | (D) |
| 562-3,568 | WOMEN'S CLOTHING, SPECIALTY STORES | 121 | 97 | 22 799 | 22 393 | 4 005 | 78 928 | 1 326 | 83 |
| 562 | WOMEN'S READY-TO-WEAR STORES | 81 | 71 | 19 970 | 19 656 | 3 557 | 70 881 | 1 177 | 54 |
| 563,568 | WOMEN'S ACCESSORY, SPECIALTY STORES, FURRIERS | 40 | 26 | 2 829 | 2 737 | 448 | 8 047 | 149 | 29 |
| 563 | MILLINERY STORES | 14 | 10 | 549 | 533 | 83 | 1 658 | 31 | 6 |
| | CORSET, LINGERIE STORES | 4 | - | 34 | - | - | - | - | 4 |
| | HOSIERY STORES | 1 | 1 | (D) | (D) | (D) | (D) | (D) | (D) |
| | APPAREL, ACCESSORY, OTHER SPECIALTY STORES | 17 | 13 | 1 880 | 1 854 | 303 | 5 145 | 101 | 14 |
| 568 | FURRIERS, FUR SHOPS | 4 | 2 | (D) | (D) | (D) | (D) | (D) | (D) |
| 565 | FAMILY CLOTHING STORES | 34 | 26 | 3 412 | 3 300 | 393 | 8 288 | 138 | 33 |
| 566 | SHOE STORES | 82 | 68 | 7 078 | 6 758 | 928 | 18 169 | 286 | 44 |
| | MEN'S SHOE STORES | 8 | 8 | (D) | (D) | (D) | (D) | (D) | (D) |
| | WOMEN'S SHOE STORES | 8 | 8 | 960 | 960 | 145 | 3 076 | 37 | 2 |
| | CHILDREN'S, JUVENILES' SHOE STORES | 4 | 4 | (D) | (D) | (D) | (D) | (D) | (D) |
| | FAMILY SHOE STORES | 62 | 48 | 5 281 | 4 961 | 661 | 13 003 | 217 | 36 |
| 564 | CHILDREN'S, INFANTS' WEAR STORES | 24 | 16 | 1 369 | 1 159 | 140 | 2 820 | 60 | 29 |
| 569 | MISCELLANEOUS APPAREL, ACCESSORY STORES | 4 | - | 18 | - | - | - | - | 4 |

Standard Notes: - Represents zero. (D) Withheld to avoid disclosure. (NA) Not available. (X) Not applicable.
 *Nonstore retailers, part of SIC major group 53, are shown separately in this table.

TABLE 4. Standard Metropolitan Statistical Areas: 1963-Continued

| SIC code | Standard metropolitan statistical area and kind of business | Establishments | | Sales | | Payroll, entire year (\$1,000) | Payroll, workweek ended nearest Nov. 15 (dollars) | Paid employees, workweek ended nearest Nov. 15 (number) | Active proprietors of unincorporated businesses (number) |
|---|---|----------------|--------------|---------------------------|-----------------------------|--------------------------------|---|---|--|
| | | Total | With payroll | Total, all establishments | Establishments with payroll | | | | |
| | | (number) | (number) | (\$1,000) | (\$1,000) | | | | |
| SYRACUSE SMSA-Continued | | | | | | | | | |
| FURNITURE, HOME FURNISHINGS, EQUIPMENT STORES | | | | | | | | | |
| | TOTAL | 247 | 171 | 32 933 | 31 799 | 5 775 | 105 484 | 1 207 | 176 |
| 57 | FURNITURE, HOME FURNISHINGS STORES | 132 | 98 | 24 225 | 23 559 | 4 617 | 81 174 | 898 | 84 |
| 5712 | FURNITURE STORES | 84 | 62 | 17 180 | 16 772 | 3 149 | 52 791 | 585 | 56 |
| 5713 | FLOOR COVERING STORES | 25 | 23 | 4 959 | 4 897 | 1 155 | 22 049 | 221 | 11 |
| 5714 | DRAPERY, CURTAIN, UPHOLSTERY STORES | 7 | 5 | 615 | 575 | 72 | 1 216 | 18 | 6 |
| 5715 | CHINA, GLASSWARE, METALWARE STORES | 7 | 3 | 372 | 288 | 64 | 1 349 | 22 | 4 |
| 5719 | MISCELLANEOUS HOME FURNISHINGS STORES | 9 | 5 | 1 099 | 1 027 | 177 | 3 769 | 52 | 7 |
| 572 | HOUSEHOLD APPLIANCE STORES | 65 | 33 | 4 362 | 4 014 | 601 | 13 529 | 169 | 53 |
| 5732 | RADIO, TELEVISION STORES | 24 | 18 | 1 746 | 1 682 | 204 | 4 268 | 56 | 21 |
| 5733 | MUSIC STORES | 26 | 22 | 2 600 | 2 544 | 353 | 6 513 | 84 | 18 |
| | RECORD SHOPS | 6 | 6 | 287 | 287 | 38 | 1 022 | 17 | 3 |
| | MUSICAL INSTRUMENT STORES | 20 | 16 | 2 313 | 2 257 | 315 | 5 491 | 67 | 15 |
| EATING, DRINKING PLACES | | | | | | | | | |
| | TOTAL | 1 200 | 980 | 65 095 | 61 747 | 14 068 | 296 898 | 6 078 | 1 267 |
| 58 | EATING PLACES | 767 | 565 | 45 422 | 42 556 | 10 960 | 229 576 | 4 761 | 776 |
| 5812 | RESTAURANTS, LUNCHROOMS | 579 | 421 | 34 833 | 32 365 | 8 621 | 181 460 | 3 753 | 620 |
| | CAFETERIAS | 30 | 30 | 2 309 | 2 309 | 690 | 15 143 | 273 | 10 |
| | REFRESHMENT PLACES | 130 | 92 | 6 598 | 6 240 | 1 184 | 23 484 | 534 | 125 |
| | CATERERS | 28 | 22 | 1 682 | 1 642 | 465 | 9 489 | 201 | 21 |
| 5813 | DRINKING PLACES (ALCOHOLIC BEVERAGES) | 433 | 415 | 19 673 | 19 191 | 3 108 | 67 322 | 1 317 | 491 |
| DRUG STORES, PROPRIETARY STORES | | | | | | | | | |
| 59PT(591) | TOTAL | 145 | 139 | 25 973 | 25 711 | 3 426 | 63 659 | 1 027 | 123 |
| 591 | DRUG STORES | 137 | 133 | 25 467 | 25 219 | 3 367 | 62 465 | 1 004 | 117 |
| | PROPRIETARY STORES | 8 | 6 | 506 | 492 | 59 | 1 194 | 23 | 6 |
| OTHER RETAIL STORES | | | | | | | | | |
| 59 EX.591 | TOTAL | 801 | 491 | 61 325 | 54 991 | 6 790 | 130 393 | 1 826 | 698 |
| 592 | LIQUOR STORES | 123 | 107 | 10 647 | 10 065 | 652 | 11 950 | 244 | 127 |
| 593 | ANTIQUE STORES, SECONDHAND STORES | 79 | 27 | 2 085 | 1 673 | 282 | 5 806 | 90 | 73 |
| 5932 | ANTIQUE STORES | 33 | 3 | 350 | (0) | (0) | (0) | (0) | (0) |
| 5933 | SECONDHAND STORES | 46 | 24 | 1 735 | (0) | (0) | (0) | (0) | (0) |
| 594 | BOOK, STATIONERY STORES | 23 | 17 | 2 248 | 2 160 | 337 | 7 230 | 118 | 15 |
| 5942 | BOOK STORES | 9 | 5 | 1 207 | 1 171 | 150 | 3 366 | 53 | 9 |
| 5943 | STATIONERY STORES | 14 | 12 | 1 041 | 989 | 187 | 3 864 | 65 | 6 |
| 595 | SPORTING GOODS STORES, BICYCLE SHOPS | 58 | 32 | 2 973 | 2 377 | 312 | 6 205 | 92 | 49 |
| 5952 | SPORTING GOODS STORES | 52 | 26 | 2 706 | 2 110 | 261 | 5 253 | 80 | 44 |
| 5953 | BICYCLE SHOPS | 6 | 6 | 267 | 267 | 51 | 952 | 12 | 5 |
| 5962 | HAY, GRAIN, FEED STORES | 49 | 41 | 12 350 | 11 700 | 868 | 16 105 | 183 | 28 |
| 5969 | OTHER FARM SUPPLY STORES | 3 | 3 | 1 041 | 1 021 | 90 | 1 578 | 15 | - |
| | GARDEN SUPPLY STORES | 20 | 14 | 861 | 815 | 137 | 2 390 | 36 | 13 |
| 597 | JEWELRY STORES | 65 | 33 | 5 881 | 5 181 | 929 | 17 010 | 239 | 49 |
| 598 | FUEL, ICE DEALERS | 76 | 56 | 10 132 | 9 372 | 1 248 | 25 378 | 278 | 59 |
| 5982 | COAL AND WOOD DEALERS | 15 | 11 | 1 728 | 1 696 | 194 | 3 771 | 54 | 12 |
| | ICE DEALERS | 6 | - | 48 | - | - | - | - | 6 |
| 5983 | FUEL OIL DEALERS | 39 | 31 | 6 276 | 5 604 | 542 | 11 500 | 127 | 33 |
| 5984 | BOTTLED GAS DEALERS | 16 | 14 | 2 080 | 2 072 | 512 | 10 107 | 97 | 8 |
| 5992 | FLORISTS | 76 | 40 | 2 401 | 1 815 | 387 | 6 860 | 115 | 79 |
| 5993 | CIGAR STORES, STANOS | 35 | 17 | 1 542 | 1 012 | 88 | 1 751 | 41 | 32 |
| 5994 | NEWS DEALERS, NEWSSTANDS | 21 | 9 | 1 104 | 804 | 92 | 1 731 | 23 | 20 |
| 5996 | CAMERA, PHOTOGRAPHIC SUPPLY STORES | 11 | 9 | 728 | 630 | 90 | 1 664 | 24 | 4 |
| 5997 | GIFT, NOVELTY, SOUVENIR SHOPS | 40 | 16 | 734 | 508 | 74 | 1 625 | 38 | 42 |
| 5998 | OPTICAL GOODS STORES | 35 | 31 | 2 136 | 2 050 | 554 | 10 596 | 105 | 29 |
| 5999 | TYPEWRITER STORES | 6 | 4 | 703 | 695 | 130 | 2 902 | 36 | 4 |
| | LUGGAGE, LEATHER GOODS STORES | 5 | 3 | 267 | 261 | 41 | 725 | 14 | 3 |
| | HOBBY, TOY, GAME SHOPS | 12 | 8 | 980 | 908 | 120 | 2 410 | 46 | 8 |
| | RELIGIOUS GOODS STORES | 4 | 4 | 531 | 531 | 100 | 1 533 | 23 | 3 |
| | PET SHOPS | 4 | 2 | 313 | (0) | (0) | (0) | (0) | (0) |
| | OTHER | 56 | 18 | 1 668 | (0) | (0) | (0) | (0) | (0) |
| NONSTORE RETAILERS* | | | | | | | | | |
| 53 PART* | TOTAL | 301 | 69 | 17 973 | 14 975 | 2 607 | 51 717 | 592 | 266 |
| 532 | MAIL-ORDER HOUSES | 9 | 7 | 2 553 | 2 543 | 191 | 3 440 | 56 | 2 |
| 534 | MERCHANDISE VENDING MACHINE OPERATORS | 45 | 23 | 6 929 | 6 131 | 904 | 16 709 | 167 | 36 |
| 535 | DIRECT SELLING (HOUSE-TO-HOUSE) ORGANIZATIONS | 247 | 39 | 8 491 | 6 301 | 1 512 | 31 568 | 369 | 228 |

Standard Notes: - Represents zero. (D) Withheld to avoid disclosure. (NA) Not available. (X) Not applicable.
 *Nonstore retailers, part of SIC major group 53, are shown separately in this table.

TABLE 4. Standard Metropolitan Statistical Areas: 1963-Continued

| SIC code | Standard metropolitan statistical area and kind of business | Establishments | | Sales | | Payroll, entire year (\$1,000) | Payroll, workweek ended nearest Nov. 15 (dollars) | Paid employees, workweek ended nearest Nov. 15 (number) | Active proprietors of unincorporated businesses (number) |
|------------------------|--|--|-----------------------|-------------------------------------|---------------------------------------|--------------------------------|---|---|--|
| | | Total (number) | With payroll (number) | Total, all establishments (\$1,000) | Establishments with payroll (\$1,000) | | | | |
| UTICA-ROME SMSA | | Consists of Herkimer and Oneida Counties, N.Y. | | | | | | | |
| | RETAIL TRADE, TOTAL | 3 446 | 2 256 | 430 066 | 401 070 | 46 117 | 934 269 | 14 507 | 3 204 |
| | LUMBER, BUILDING MATERIALS, HARDWARE, FARM EQUIPMENT DEALERS | | | | | | | | |
| 52 | TOTAL | 169 | 127 | 24 870 | 24 046 | 2 838 | 56 062 | 663 | 128 |
| 521 | LUMBER YARDS | 28 | 28 | 11 952 | 11 952 | 1 251 | 24 756 | 273 | 8 |
| | BUILDING MATERIALS DEALERS | 24 | 18 | 2 334 | 2 262 | 325 | 7 149 | 74 | 21 |
| 522 | HEATING, PLUMBING EQUIPMENT DEALERS | 6 | 4 | (0) | (0) | (0) | (0) | (0) | (0) |
| 523 | PAINT, GLASS, WALLPAPER STORES | 35 | 23 | 2 727 | 2 473 | 376 | 7 133 | 97 | 26 |
| 524 | ELECTRICAL SUPPLY STORES | 1 | 1 | (0) | (0) | (0) | (0) | (0) | (0) |
| 5251 | HARDWARE STORES | 50 | 30 | 3 381 | 2 895 | 462 | 8 583 | 111 | 46 |
| 5252 | FARM EQUIPMENT DEALERS | 25 | 23 | 4 103 | 4 097 | 346 | 7 105 | 90 | 22 |
| | GENERAL MERCHANDISE GROUP STORES* | | | | | | | | |
| 53 PART* | TOTAL | 95 | 77 | 52 221 | 51 719 | 6 819 | 149 451 | 2 692 | 69 |
| 531 | DEPARTMENT STORES | 15 | 15 | 31 954 | 31 954 | 4 360 | 102 900 | 1 796 | - |
| 533 | LIMITED PRICE VARIETY STORES | 39 | 35 | 9 331 | 9 255 | 1 488 | 26 570 | 580 | 24 |
| 539 | GENERAL MERCHANDISE STORES | 31 | 21 | 10 298 | 9 898 | 930 | 19 240 | 298 | 32 |
| | DRY GOODS STORES | 6 | 4 | 598 | (0) | (0) | (0) | (0) | (0) |
| | SEWING, NEEDLEWORK STORES | 4 | 2 | 40 | (0) | (0) | (0) | (0) | (0) |
| | FOOD STORES | | | | | | | | |
| 54 | TOTAL | 631 | 305 | 107 569 | 96 745 | 7 762 | 148 575 | 2 293 | 618 |
| 541 | GROCERY STORES, INCLUDING DELICATESSENS | 463 | 215 | 99 028 | 90 390 | 6 689 | 126 578 | 1 861 | 439 |
| 542 | MEAT MARKETS | 30 | 12 | 2 279 | 1 513 | 129 | 2 710 | 41 | 43 |
| | FISH (SEAFOOD) MARKETS | 6 | 2 | 303 | (0) | (0) | (0) | (0) | (0) |
| 543 | FRUIT STORES, VEGETABLE MARKETS | 17 | 1 | 618 | (0) | (0) | (0) | (0) | (0) |
| 544 | CANOE, NUT, CONFECTIONERY STORES | 36 | 20 | 1 743 | 1 421 | 168 | 3 293 | 82 | 30 |
| 545 | DAIRY PRODUCTS STORES | 16 | 8 | 513 | 361 | 38 | 763 | 11 | 17 |
| 546 | RETAIL BAKERIES | 53 | 45 | 2 803 | 2 685 | 708 | 14 725 | 283 | 55 |
| 5462 | RETAIL BAKERIES, MANUFACTURING | 49 | 43 | 2 633 | (0) | 40 | (0) | (0) | (0) |
| 5463 | RETAIL BAKERIES, NONMANUFACTURING | 4 | 2 | 170 | (0) | (0) | (0) | (0) | (0) |
| 549 | EGG AND POULTRY DEALERS | 7 | 1 | 219 | (0) | (0) | (0) | (0) | (0) |
| | OTHER | 3 | 1 | 63 | (0) | (0) | (0) | (0) | (0) |
| | AUTOMOTIVE DEALERS | | | | | | | | |
| 55 EX.554 | TOTAL | 195 | 131 | 77 080 | 75 358 | 6 811 | 125 916 | 1 328 | 149 |
| 551 | PASSENGER CAR DEALERS, FRANCHISED | 75 | 75 | 66 037 | 66 037 | 5 713 | 103 809 | 1 058 | 38 |
| | DOMESTIC CAR DEALERS | 62 | 62 | 53 751 | 53 751 | 4 493 | 83 056 | 841 | 32 |
| | IMPORTED CAR DEALERS | 7 | 7 | 2 509 | 2 509 | 352 | 6 953 | 68 | 5 |
| | DOMESTIC AND IMPORTED CAR DEALERS | 6 | 6 | 9 777 | 9 777 | 868 | 13 800 | 149 | 1 |
| 552 | PASSENGER CAR DEALERS, NONFRANCHISED | 53 | 19 | 4 233 | 3 199 | 290 | 5 200 | 74 | 55 |
| 553 | TIRE, BATTERY, ACCESSORY DEALERS | 27 | 19 | 2 563 | 2 487 | 462 | 9 977 | 96 | 20 |
| | HOME AND AUTO SUPPLY STORES | 9 | 9 | (0) | (0) | (0) | (0) | (0) | (0) |
| 559 | MISCELLANEOUS AIRCRAFT, MARINE, AUTOMOTIVE DEALERS | 31 | 9 | (0) | (0) | (0) | (0) | (0) | (0) |
| | AIRCRAFT, BOAT, MOTORCYCLE DEALERS | 17 | 5 | 840 | 568 | 49 | 1 204 | 12 | 19 |
| | HOUSEHOLD TRAILER DEALERS | 12 | 4 | 1 261 | 933 | 61 | 1 220 | 13 | 12 |
| | OTHER AUTOMOTIVE DEALERS | 2 | - | (0) | (0) | (0) | (0) | (0) | (0) |
| | GASOLINE SERVICE STATIONS | | | | | | | | |
| 55PT(554) | TOTAL | 367 | 233 | 26 694 | 21 544 | 1 910 | 41 255 | 635 | 406 |
| | APPAREL, ACCESSORY STORES | | | | | | | | |
| 56 | TOTAL | 281 | 211 | 22 659 | 21 543 | 3 126 | 60 719 | 1 093 | 207 |
| 561,567 | MEN'S, BOYS' APPAREL STORES, CUSTOM TAILORS | 51 | 37 | 4 803 | 4 435 | 627 | 12 296 | 197 | 36 |
| 561 | MEN'S, BOYS' CLOTHING AND FURNISHINGS STORES | 46 | 36 | 4 769 | (0) | 40 | (0) | (0) | (0) |
| 567 | CUSTOM TAILORS | 5 | 1 | 34 | (0) | (0) | (0) | (0) | (0) |
| 562-3,568 | WOMEN'S CLOTHING, SPECIALTY STORES | 125 | 95 | 9 951 | 9 689 | 1 503 | 28 006 | 553 | 96 |
| 562 | WOMEN'S READY-TO-WEAR STORES | 86 | 62 | 7 710 | 7 484 | 1 151 | 21 434 | 430 | 65 |
| 563,568 | WOMEN'S ACCESSORY, SPECIALTY STORES, FURRIERS | 39 | 33 | 2 241 | 2 205 | 352 | 6 572 | 123 | 31 |
| 563 | MILLINERY STORES | 10 | 8 | 380 | 368 | 54 | 1 062 | 24 | 7 |
| | CORSET, LINGERIE STORES | 3 | 3 | (0) | (0) | (0) | (0) | (0) | (0) |
| | HOSIERY STORES | 1 | 1 | (0) | (0) | (0) | (0) | (0) | (0) |
| | APPAREL, ACCESSORY, OTHER SPECIALTY STORES | 15 | 13 | 934 | 928 | 112 | 1 938 | 49 | 16 |
| 568 | FURRIERS, FUR SHOPS | 10 | 8 | 737 | 719 | 137 | 2 680 | 37 | 6 |
| 565 | FAMILY CLOTHING STORES | 28 | 18 | 3 298 | 3 180 | 418 | 10 045 | 169 | 22 |
| 566 | SHOE STORES | 70 | 58 | 4 383 | 4 051 | 570 | 10 227 | 170 | 43 |
| | MEN'S SHOE STORES | 2 | 2 | (0) | (0) | (0) | (0) | (0) | (0) |
| | WOMEN'S SHOE STORES | 12 | 12 | 894 | 894 | 121 | 2 316 | 36 | 6 |
| | CHILDREN'S, JUVENILES' SHOE STORES | 2 | 2 | (0) | (0) | (0) | (0) | (0) | (0) |
| | FAMILY SHOE STORES | 54 | 42 | 3 264 | 2 932 | 420 | 7 426 | 126 | 35 |
| 564 | CHILDREN'S, INFANTS' WEAR STORES | 5 | 3 | 206 | 188 | 8 | 145 | 4 | 8 |
| 569 | MISCELLANEOUS APPAREL, ACCESSORY STORES | 2 | - | 18 | - | - | - | - | 2 |

Standard Notes: - Represents zero. (D) Withheld to avoid disclosure. (NA) Not available. (X) Not applicable.
 *Nonstore retailers, part of SIC major group 53, are shown separately in this table.

TABLE 4. Standard Metropolitan Statistical Areas: 1963-Continued

| SIC code | Standard metropolitan statistical area and kind of business | Establishments | | Sales | | Payroll, entire year (\$1,000) | Payroll, workweek ended nearest Nov. 15 (dollars) | Paid employees, workweek ended nearest Nov. 15 (number) | Active proprietors of unincorporated businesses (number) |
|--|---|----------------|-----------------------|-------------------------------------|---------------------------------------|--------------------------------|---|---|--|
| | | Total (number) | With payroll (number) | Total, all establishments (\$1,000) | Establishments with payroll (\$1,000) | | | | |
| UTICA-ROME SMSA-Continued | | | | | | | | | |
| FURNITURE, HOME FURNISHINGS, EQUIPMENT STORES | | | | | | | | | |
| 57 | TOTAL | 184 | 124 | 16 485 | 15 355 | 2 292 | 45 372 | 547 | 158 |
| 571 | FURNITURE, HOME FURNISHINGS STORES | 92 | 68 | 10 625 | 10 229 | 1 590 | 31 582 | 365 | 78 |
| 5712 | FURNITURE STORES | 56 | 44 | 7 859 | 7 631 | 1 302 | 24 804 | 269 | 48 |
| 5713 | FLOOR COVERING STORES | 20 | 14 | 1 728 | 1 618 | 150 | 4 085 | 46 | 18 |
| 5714 | DRAPERY, CURTAIN, UPHOLSTERY STORES | 8 | 8 | (0) | (0) | (0) | (0) | (0) | (0) |
| 5715 | CHINA, GLASSWARE, METALWARE STORES | 3 | 1 | 274 | (0) | (0) | (0) | (0) | (0) |
| 5719 | MISCELLANEOUS HOME FURNISHINGS STORES | 5 | 1 | (0) | (0) | (0) | (0) | (0) | (0) |
| 572 | HOUSEHOLD APPLIANCE STORES | 54 | 36 | 4 229 | 3 703 | 507 | 10 006 | 132 | 44 |
| 5732 | RADIO, TELEVISION STORES | 15 | 11 | 725 | 705 | 104 | 2 256 | 27 | 13 |
| 5733 | MUSIC STORES | 23 | 9 | 906 | 718 | 91 | 1 528 | 23 | 23 |
| | RECORD SHOPS | 7 | 5 | 269 | 239 | 19 | 300 | 6 | 6 |
| | MUSICAL INSTRUMENT STORES | 16 | 4 | 637 | 479 | 72 | 1 228 | 17 | 17 |
| EATING, DRINKING PLACES | | | | | | | | | |
| 58 | TOTAL | 755 | 593 | 32 952 | 30 566 | 6 729 | 157 085 | 3 156 | 780 |
| 5812 | EATING PLACES | 467 | 335 | 23 027 | 21 171 | 5 266 | 117 984 | 2 473 | 461 |
| | RESTAURANTS, LUNCHROOMS | 333 | 241 | 15 286 | 13 950 | 3 460 | 80 690 | 1 605 | 352 |
| | CAFETERIAS | 13 | 13 | 587 | 587 | 201 | 3 546 | 67 | 5 |
| | REFRESHMENT PLACES | 104 | 66 | 5 211 | 4 703 | 1 066 | 24 101 | 560 | 93 |
| | CATERERS | 17 | 15 | 1 943 | 1 931 | 539 | 9 647 | 241 | 11 |
| 5813 | DRINKING PLACES (ALCOHOLIC BEVERAGES) | 288 | 258 | 9 925 | 9 395 | 1 463 | 39 101 | 683 | 319 |
| DRUG STORES, PROPRIETARY STORES | | | | | | | | | |
| 59PT(591) | TOTAL | 86 | 78 | 12 986 | 12 668 | 1 436 | 29 643 | 458 | 58 |
| 591 | DRUG STORES | 81 | 75 | 12 768 | 12 516 | 1 413 | 29 232 | 451 | 54 |
| | PROPRIETARY STORES | 5 | 3 | 218 | 152 | 23 | 411 | 7 | 4 |
| OTHER RETAIL STORES | | | | | | | | | |
| 59 EX. 591 | TOTAL | 537 | 333 | 45 412 | 42 234 | 4 744 | 90 213 | 1 241 | 498 |
| 592 | LIQUOR STORES | 73 | 61 | 5 726 | 5 214 | 342 | 6 584 | 115 | 74 |
| 593 | ANTIQUARIAN STORES, SECONOHANO STORES | 59 | 17 | 1 198 | 782 | 77 | 1 506 | 33 | 59 |
| 5932 | ANTIQUARIAN STORES | 21 | 1 | 190 | (0) | (0) | (0) | (0) | (0) |
| 5933 | SECONOHANO STORES | 38 | 16 | 1 008 | (0) | (0) | (0) | (0) | (0) |
| 594 | BOOK, STATIONERY STORES | 21 | 17 | 993 | 965 | 132 | 2 601 | 54 | 20 |
| 5942 | BOOK STORES | 7 | 5 | 539 | 517 | 59 | 1 092 | 27 | 4 |
| 5943 | STATIONERY STORES | 14 | 12 | 454 | 448 | 73 | 1 509 | 27 | 16 |
| 595 | SPORTING GOODS STORES, BICYCLE SHOPS | 38 | 10 | 1 467 | 1 147 | 156 | 2 894 | 43 | 36 |
| 5952 | SPORTING GOODS STORES | 36 | 8 | (0) | (0) | (0) | (0) | (0) | (0) |
| 5953 | BICYCLE SHOPS | 2 | 2 | (0) | (0) | (0) | (0) | (0) | (0) |
| 5962 | HAY, GRAIN, FEED STORES | 34 | 30 | 11 205 | 11 125 | 787 | 14 663 | 169 | 20 |
| 5969 | OTHER FARM SUPPLY STORES | 1 | 1 | (0) | (0) | (0) | (0) | (0) | (0) |
| | GARDEN SUPPLY STORES | 7 | 3 | 179 | 107 | 14 | 201 | 3 | 9 |
| 597 | JEWELRY STORES | 42 | 20 | 2 038 | 1 578 | 319 | 5 778 | 78 | 33 |
| 598 | FUEL, ICE DEALERS | 82 | 68 | 14 401 | 14 207 | 1 851 | 35 744 | 408 | 66 |
| 5982 | COAL AND WOOD DEALERS | 21 | 19 | 3 147 | 3 143 | 365 | 7 658 | 99 | 17 |
| | ICE DEALERS | 8 | 2 | 42 | (0) | (0) | (0) | (0) | (0) |
| 5983 | FUEL OIL DEALERS | 43 | 39 | 10 292 | 10 154 | 1 263 | 23 670 | 257 | 38 |
| 5984 | BOTTLED GAS DEALERS | 10 | 8 | 920 | (0) | (0) | (0) | (0) | (0) |
| 5992 | FLORISTS | 37 | 21 | 1 457 | 1 193 | 258 | 4 920 | 81 | 40 |
| 5993 | CIGAR STORES, STANDS | 15 | 7 | 627 | 501 | 44 | 979 | 19 | 14 |
| 5994 | NEWS DEALERS, NEWSSTANDS | 14 | 8 | 544 | 458 | 22 | 512 | 14 | 15 |
| 5996 | CAMERA, PHOTOGRAPHIC SUPPLY STORES | 11 | 11 | 908 | 908 | 113 | 2 276 | 30 | 4 |
| 5997 | GIFT, NOVELTY, SOUVENIR SHOPS | 38 | 22 | 1 805 | 1 659 | 165 | 3 789 | 77 | 34 |
| 5998 | OPTICAL GOODS STORES | 30 | 24 | 1 044 | 980 | 265 | 3 933 | 52 | 32 |
| 5999 | TYPEWRITER STORES | 1 | 1 | (0) | (0) | (0) | (0) | (0) | (0) |
| | LUGGAGE, LEATHER GOODS STORES | 2 | 2 | (0) | (0) | (0) | (0) | (0) | (0) |
| | HOBBY, TOY, GAME SHOPS | 5 | 3 | 263 | 209 | 26 | 549 | 10 | 7 |
| | RELIGIOUS GOODS STORES | 1 | 1 | (0) | (0) | (0) | (0) | (0) | (0) |
| | PET SHOPS | 3 | 1 | 43 | (0) | (0) | (0) | (0) | (0) |
| | OTHER | 23 | 5 | 849 | 519 | 74 | 1 531 | 24 | 27 |
| NONSTORE RETAILERS* | | | | | | | | | |
| 53 PART* | TOTAL | 146 | 44 | 11 138 | 9 292 | 1 650 | 29 978 | 401 | 133 |
| 532 | MAIL-ORDER HOUSES | 4 | 4 | 865 | 865 | 136 | 2 584 | 49 | 2 |
| 534 | MERCHANTISE VENDING MACHINE OPERATORS | 22 | 12 | 3 035 | 2 431 | 341 | 6 718 | 78 | 20 |
| 535 | DIRECT SELLING (HOUSE-TO-HOUSE) ORGANIZATIONS | 120 | 28 | 7 238 | 5 996 | 1 173 | 20 676 | 274 | 111 |

Standard Notes: - Represents zero. (D) Withheld to avoid disclosure. (NA) Not available. (X) Not applicable.
 *Nonstore retailers, part of SIC major group 53, are shown separately in this table.

TABLE 5. Counties With 500 Establishments or More: 1963

| SIC code | County and kind of business | Establishments | | Sales | | Payroll, entire year (\$1,000) | Payroll, workweek ended nearest Nov. 15 (dollars) | Paid employees, workweek ended nearest Nov. 15 (number) | Active proprietors of unincorporated businesses (number) |
|----------------------|---|-------------------|--------------------------|--|--|-----------------------------------|--|--|---|
| | | Total (number) | With payroll (number) | Total, all establishments (\$1,000) | Establishments with payroll (\$1,000) | | | | |
| <u>ALBANY COUNTY</u> | | | | | | | | | |
| | RETAIL TRADE, TOTAL | 2 746 | 1 962 | 451 720 | 431 134 | 57 244 | 1 166 253 | 17 942 | 2 265 |
| | LUMBER, BUILDING MATERIALS, HARDWARE, FARM EQUIPMENT DEALERS | | | | | | | | |
| 52 | TOTAL | 123 | 95 | 19 501 | 19 085 | 2 169 | 43 833 | 494 | 63 |
| 521 | LUMBER AND OTHER BUILDING MATERIALS DEALERS | 52 | 44 | 14 646 | 14 554 | 1 474 | 30 046 | 324 | 17 |
| 522-524 | HEATING, PLUMBING, PAINT, ELECTRICAL STORES | 32 | 22 | 2 090 | 1 920 | 362 | 7 469 | 77 | 19 |
| 5251 | HARDWARE STORES | 32 | 22 | 1 716 | 1 562 | 217 | 4 199 | 62 | 22 |
| 5252 | FARM EQUIPMENT DEALERS | 7 | 7 | 1 049 | 1 049 | 116 | 2 119 | 31 | 5 |
| | GENERAL MERCHANDISE GROUP STORES* | | | | | | | | |
| 53 PART* | TOTAL | 63 | 55 | 61 928 | 61 712 | 7 841 | 166 228 | 2 941 | 30 |
| 531 | DEPARTMENT STORES | 9 | 9 | 46 756 | 46 756 | 5 537 | 122 020 | 2 003 | - |
| 533 | LIMITED PRICE VARIETY STORES | 22 | 22 | 10 344 | 10 344 | 1 851 | 33 818 | 748 | 4 |
| 539 | MISCELLANEOUS GENERAL MERCHANDISE STORES | 32 | 24 | 4 828 | 4 612 | 453 | 10 390 | 190 | 26 |
| | FOOD STORES | | | | | | | | |
| 54 | TOTAL | 531 | 295 | 105 229 | 96 045 | 8 553 | 164 276 | 2 709 | 470 |
| 541 | GROCERY STORES, INCLUDING DELICATESSENS | 388 | 198 | 95 298 | 87 256 | 7 158 | 137 808 | 2 255 | 377 |
| 542 | MEAT MARKETS, FISH (SEAFOOD) MARKETS | 41 | 23 | 3 591 | 3 023 | 416 | 7 198 | 85 | 35 |
| 543 | FRUIT STORES, VEGETABLE MARKETS | 22 | 12 | 765 | 627 | 74 | 1 360 | 22 | 17 |
| 544 | CANDY, NUT, CONFECTIONERY STORES | 25 | 17 | 1 090 | 764 | 96 | 1 849 | 51 | 13 |
| 545-549 | OTHER FOOD STORES | 55 | 45 | 4 485 | 4 375 | 809 | 16 061 | 296 | 28 |
| | AUTOMOTIVE DEALERS | | | | | | | | |
| 55 EX.554 | TOTAL | 126 | 82 | 71 091 | 70 349 | 6 379 | 121 535 | 1 329 | 81 |
| | GASOLINE SERVICE STATIONS | | | | | | | | |
| 55PT(554) | TOTAL | 246 | 202 | 21 904 | 20 288 | 2 016 | 42 850 | 678 | 238 |
| | APPAREL, ACCESSORY STORES | | | | | | | | |
| 56 | TOTAL | 210 | 188 | 36 259 | 35 915 | 5 424 | 108 112 | 1 701 | 115 |
| 561,567 | MEN'S, BOYS' APPAREL STORES, CUSTOM TAILORS | 45 | 35 | 7 771 | 7 679 | 1 146 | 20 322 | 270 | 25 |
| 562-3,568 | WOMEN'S CLOTHING, SPECIALTY STORES | 81 | 77 | 17 802 | 17 786 | 2 767 | 55 042 | 969 | 48 |
| 562 | WOMEN'S READY-TO-WEAR STORES | 40 | 38 | 13 760 | 13 752 | 2 253 | 44 490 | 793 | 20 |
| 563,568 | WOMEN'S ACCESSORY, SPECIALTY STORES, FURRIERS | 41 | 39 | 4 042 | 4 034 | 514 | 10 552 | 176 | 28 |
| 565 | FAMILY CLOTHING STORES | 21 | 17 | 3 535 | 3 395 | 537 | 10 580 | 156 | 12 |
| 566 | SHOE STORES | 48 | 46 | 5 399 | 5 391 | 705 | 14 673 | 205 | 22 |
| 564,569 | OTHER APPAREL, ACCESSORY STORES | 15 | 13 | 1 752 | 1 664 | 269 | 7 495 | 101 | 8 |
| | FURNITURE, HOME FURNISHINGS, EQUIPMENT STORES | | | | | | | | |
| 57 | TOTAL | 140 | 102 | 19 178 | 18 488 | 3 030 | 61 711 | 659 | 89 |
| 571 | FURNITURE, HOME FURNISHINGS STORES | 81 | 59 | 12 918 | 12 478 | 2 281 | 46 187 | 481 | 47 |
| 572,573 | HOUSEHOLD APPLIANCE, RADIO, TELEVISION, MUSIC STORES | 59 | 43 | 6 260 | 6 010 | 749 | 15 524 | 178 | 42 |
| | EATING, DRINKING PLACES | | | | | | | | |
| 58 | TOTAL | 655 | 541 | 36 038 | 34 220 | 7 991 | 170 027 | 3 450 | 630 |
| 5812 | EATING PLACES | 424 | 316 | 26 345 | 24 605 | 6 392 | 136 208 | 2 805 | 397 |
| 5813 | DRINKING PLACES (ALCOHOLIC BEVERAGES) | 231 | 225 | 9 693 | 9 615 | 1 599 | 33 819 | 645 | 233 |
| | DRUG STORES, PROPRIETARY STORES | | | | | | | | |
| 59PT(591) | TOTAL | 84 | 80 | 10 896 | 10 784 | 1 404 | 26 785 | 473 | 74 |
| 591 | DRUG STORES | 82 | 78 | (D) | (D) | (D) | (D) | (D) | (D) |
| (| PROPRIETARY STORES | 2 | 2 | (D) | (D) | (D) | (D) | (D) | (D) |
| | OTHER RETAIL STORES | | | | | | | | |
| 59 EX.591 | TOTAL | 469 | 287 | 43 729 | 39 495 | 5 439 | 105 834 | 1 376 | 401 |
| 592 | LIQUOR STORES | 69 | 61 | 6 805 | 6 381 | 416 | 8 329 | 153 | 72 |
| 593 | ANTIQUARIAN STORES, SECONHAND STORES | 38 | 16 | 1 681 | 1 189 | 219 | 4 295 | 69 | 38 |
| 594 | BOOK, STATIONERY STORES | 17 | 13 | 1 531 | 1 457 | 235 | 5 535 | 82 | 13 |
| 595 | SPORTING GOODS STORES, BICYCLE SHOPS | 15 | 11 | 1 351 | 1 299 | 223 | 4 446 | 46 | 7 |
| 596 | FARM, GARDEN SUPPLY STORES, INCLUDING FEED STORES | 17 | 13 | 7 397 | 6 919 | 555 | 9 441 | 95 | 10 |
| 597 | JEWELRY STORES | 39 | 29 | 2 431 | 2 329 | 427 | 8 251 | 110 | 25 |
| 598 | FUEL, ICE DEALERS | 84 | 52 | 12 584 | 11 856 | 1 935 | 35 472 | 346 | 57 |
| 599 | OTHER STORES | 190 | 92 | 9 949 | 8 065 | 1 429 | 30 065 | 475 | 179 |
| | NONSTORE RETAILERS* | | | | | | | | |
| 53 PART* | TOTAL | 99 | 35 | 25 967 | 24 753 | 6 998 | 155 062 | 2 132 | 74 |

Standard Notes: - Represents zero. (D) Withheld to avoid disclosure. (NA) Not available. (X) Not applicable.
*Nonstore retailers, part of SIC major group 53, are shown separately in this table.

TABLE 5. Counties With 500 Establishments or More: 1963-Continued

| SIC code | County and kind of business | Establishments | | Sales | | Payroll, entire year (\$1,000) | Payroll, workweek ended nearest Nov. 15 (dollars) | Paid employees, workweek ended nearest Nov. 15 (number) | Active proprietors of unincorporated businesses (number) |
|------------|--|----------------|-----------------------|-------------------------------------|---------------------------------------|--------------------------------|---|---|--|
| | | Total (number) | With payroll (number) | Total, all establishments (\$1,000) | Establishments with payroll (\$1,000) | | | | |
| | <u>ALLEGANY COUNTY</u> | | | | | | | | |
| | RETAIL TRADE, TOTAL | 530 | 364 | 45 559 | 42 257 | 3 891 | 80 543 | 1 361 | 531 |
| | LUMBER, BUILDING MATERIALS, HARDWARE, FARM EQUIPMENT DEALERS | | | | | | | | |
| S2 | TOTAL | 43 | 37 | 3 826 | 3 786 | 508 | 9 545 | 130 | 40 |
| S21 | LUMBER AND OTHER BUILDING MATERIALS DEALERS | 9 | 7 | 838 | 828 | 189 | 3 352 | 44 | 8 |
| S22-S24 | HEATING, PLUMBING, PAINT, ELECTRICAL STORES | 6 | 6 | 239 | 239 | 53 | 964 | 14 | 3 |
| S251 | HARDWARE STORES | 14 | 12 | 712 | 692 | 105 | 1 994 | 29 | 17 |
| S252 | FARM EQUIPMENT DEALERS | 14 | 12 | 2 037 | 2 027 | 161 | 3 235 | 43 | 12 |
| | GENERAL MERCHANDISE GROUP STORES* | | | | | | | | |
| S3 PART* | TOTAL | 25 | 19 | 2 427 | 2 327 | 303 | 5 004 | 110 | 24 |
| S31 | DEPARTMENT STORES | 1 | 1 | (D) | (D) | (D) | (D) | (D) | (D) |
| S33 | LIMITED PRICE VARIETY STORES | 6 | 6 | 1 179 | 1 179 | 156 | 3 002 | 61 | 3 |
| S39 | MISCELLANEOUS GENERAL MERCHANDISE STORES | 18 | 12 | (D) | (D) | (D) | (D) | (D) | (D) |
| | FOOD STORES | | | | | | | | |
| S4 | TOTAL | 97 | 53 | 11 102 | 9 830 | 673 | 12 691 | 238 | 99 |
| S41 | GROCERY STORES, INCLUDING DELICATESSENS | 79 | 45 | 10 650 | 9 584 | 620 | 11 715 | 211 | 81 |
| S42 | MEAT MARKETS, FISH (SEAFOOD) MARKETS | 4 | - | 130 | - | - | - | - | 4 |
| S43 | FRUIT STORES, VEGETABLE MARKETS | - | - | - | - | - | - | - | - |
| S44 | CANDY, NUT, CONFECTIONERY STORES | 5 | 1 | 20 | (D) | (D) | (D) | (D) | (D) |
| S45-S49 | OTHER FOOD STORES | 9 | 7 | 302 | (D) | (D) | (D) | (D) | (D) |
| | AUTOMOTIVE DEALERS | | | | | | | | |
| SS EX.SS4 | TOTAL | 35 | 27 | 10 903 | 10 755 | 740 | 19 599 | 193 | 29 |
| | GASOLINE SERVICE STATIONS | | | | | | | | |
| SSPT(SS4) | TOTAL | 62 | 40 | 4 246 | 3 704 | 234 | 4 079 | 96 | 71 |
| | APPAREL, ACCESSORY STORES | | | | | | | | |
| S6 | TOTAL | 29 | 21 | 1 460 | 1 138 | 140 | 2 731 | 54 | 31 |
| S61-S67 | MEN'S, BOYS' APPAREL STORES, CUSTOM TAILORS | 8 | 8 | 528 | 514 | 56 | 1 126 | 19 | 9 |
| S62-3, S68 | WOMEN'S CLOTHING, SPECIALTY STORES | 9 | 7 | 383 | 283 | 42 | 731 | 20 | 11 |
| S62 | WOMEN'S READY-TO-WEAR STORES | 6 | 4 | 336 | 236 | 36 | 659 | 16 | 7 |
| S63-S68 | WOMEN'S ACCESSORY, SPECIALTY STORES, FURRIERS | 3 | 3 | 47 | 47 | 6 | 72 | 4 | 4 |
| S65 | FAMILY CLOTHING STORES | 7 | 1 | (D) | (D) | (D) | (D) | (D) | (D) |
| S66 | SHOE STORES | 4 | 4 | (D) | (D) | (D) | (D) | (D) | (D) |
| S64-S69 | OTHER APPAREL, ACCESSORY STORES | 1 | 1 | (D) | (D) | (D) | (D) | (D) | (D) |
| | FURNITURE, HOME FURNISHINGS, EQUIPMENT STORES | | | | | | | | |
| S7 | TOTAL | 26 | 18 | 1 126 | 1 022 | 132 | 2 806 | 36 | 22 |
| S71 | FURNITURE, HOME FURNISHINGS STORES | 7 | 5 | 310 | 302 | 29 | 542 | 8 | 6 |
| S72-S73 | HOUSEHOLD APPLIANCE, RADIO, TELEVISION, MUSIC STORES | 19 | 13 | 816 | 720 | 103 | 2 264 | 28 | 16 |
| | EATING, DRINKING PLACES | | | | | | | | |
| S8 | TOTAL | 101 | 75 | 2 747 | 2 367 | 467 | 11 146 | 286 | 117 |
| S812 | EATING PLACES | 71 | 47 | 1 900 | 1 530 | 350 | 8 876 | 217 | 89 |
| S813 | DRINKING PLACES (ALCOHOLIC BEVERAGES) | 30 | 28 | 847 | 837 | 117 | 2 270 | 69 | 28 |
| | DRUG STORES, PROPRIETARY STORES | | | | | | | | |
| S9PT(S91) | TOTAL | 15 | 15 | 1 132 | 1 132 | 129 | 2 097 | 47 | 14 |
| S91 | DRUG STORES | 12 | 12 | 1 008 | 1 008 | 125 | 1 972 | 44 | 11 |
| | PROPRIETARY STORES | 3 | 3 | 124 | 124 | 4 | 125 | 3 | 3 |
| | OTHER RETAIL STORES | | | | | | | | |
| S9 EX.S91 | TOTAL | 82 | 54 | 5 731 | 5 391 | 467 | 9 137 | 139 | 71 |
| S92 | LIQUOR STORES | 12 | 10 | 619 | 567 | 56 | 1 007 | 20 | 9 |
| S93 | ANTIQUE STORES, SECONDHAND STORES | 6 | 2 | 56 | (D) | (D) | (D) | (D) | (D) |
| S94 | BOOK, STATIONERY STORES | 3 | 1 | 237 | (D) | (D) | (D) | (D) | (D) |
| S95 | SPORTING GOODS STORES, BICYCLE SHOPS | 9 | 5 | 144 | 114 | 12 | 288 | 5 | 9 |
| S96 | FARM, GARDEN SUPPLY STORES, INCLUDING FEED STORES | 20 | 18 | 3 687 | 3 677 | 274 | 5 489 | 73 | 11 |
| S97 | JEWELRY STORES | 3 | 3 | 108 | 108 | 17 | 306 | 5 | 2 |
| S98 | FUEL, ICE DEALERS | 7 | 5 | 492 | 454 | 62 | 1 183 | 13 | 7 |
| S99 | OTHER STORES | 22 | 10 | 388 | 286 | 28 | 548 | 14 | 24 |
| | NONSTORE RETAILERS* | | | | | | | | |
| S3 PART* | TOTAL | 15 | 5 | 859 | 805 | 98 | 1 708 | 32 | 13 |

Standard Notes: - Represents zero. (D) Withheld to avoid disclosure. (NA) Not available. (X) Not applicable.
 *Nonstore retailers, part of SIC major group 53, are shown separately in this table.

TABLE 5. Counties With 500 Establishments or More: 1963-Continued

| SIC code | County and kind of business | Establishments | | Sales | | Payroll, entire year (\$1,000) | Payroll, workweek ended nearest Nov. 15 (dollars) | Paid employees, workweek ended nearest Nov. 15 (number) | Active proprietors of unincorporated businesses (number) |
|-----------|--|----------------|-----------------------|-------------------------------------|---------------------------------------|--------------------------------|---|---|--|
| | | Total (number) | With payroll (number) | Total, all establishments (\$1,000) | Establishments with payroll (\$1,000) | | | | |
| | BRONX COUNTY | | | | | | | | |
| | RETAIL TRADE, TOTAL | 10 221 | 6 853 | 1 201 210 | 1 114 502 | 136 633 | 2 783 816 | 38 626 | 8 675 |
| | LUMBER, BUILDING MATERIALS, HARDWARE, FARM EQUIPMENT DEALERS | | | | | | | | |
| | TOTAL | 251 | 181 | 22 437 | 20 753 | 2 945 | 60 632 | 649 | 179 |
| 52 | LUMBER YARDS | 28 | 28 | 5 397 | 5 397 | 873 | 16 809 | 158 | 7 |
| | BUILDING MATERIALS DEALERS | 10 | 6 | 565 | 533 | 77 | 1 645 | 23 | 6 |
| 522 | HEATING, PLUMBING EQUIPMENT DEALERS | 10 | 10 | 2 834 | 2 834 | 397 | 8 068 | 65 | 6 |
| 523 | PAINT, GLASS, WALLPAPER STORES | 71 | 53 | 6 512 | 6 016 | 715 | 16 293 | 197 | 55 |
| 524 | ELECTRICAL SUPPLY STORES | 5 | 3 | (D) | (D) | (D) | (D) | (D) | (D) |
| 5251 | HARDWARE STORES | 126 | 80 | 6 899 | 5 743 | 855 | 17 281 | 200 | 100 |
| 5252 | FARM EQUIPMENT DEALERS | 1 | 1 | (D) | (D) | (D) | (D) | (D) | (D) |
| | GENERAL MERCHANDISE GROUP STORES* | | | | | | | | |
| | TOTAL | 295 | 187 | 120 701 | 119 023 | 14 278 | 325 714 | 6 134 | 227 |
| 53 PART* | DEPARTMENT STORES | 5 | 5 | (D) | (D) | (D) | (D) | (D) | (D) |
| 533 | LIMITED PRICE VARIETY STORES | 77 | 59 | 16 670 | 16 452 | 3 072 | 54 152 | 1 225 | 42 |
| 539 | GENERAL MERCHANDISE STORES | 106 | 76 | 12 216 | 11 654 | 1 420 | 28 984 | 409 | 79 |
| | DRY GOODS STORES | 68 | 36 | 3 159 | 2 567 | 291 | 5 823 | 83 | 63 |
| | SEWING, NEEDLEWORK STORES | 39 | 11 | (D) | (D) | (D) | (D) | (D) | (D) |
| | FOOD STORES | | | | | | | | |
| | TOTAL | 3 425 | 1 959 | 431 933 | 382 735 | 37 120 | 760 429 | 9 975 | 3 276 |
| 54 | GROCERY STORES, INCLUDING DELICATESSENS | 1 488 | 886 | 309 069 | 286 303 | 24 606 | 502 164 | 6 406 | 1 281 |
| 542 | MEAT MARKETS | 751 | 471 | 55 585 | 45 031 | 3 708 | 75 457 | 969 | 860 |
| | FISH (SEAFOOD) MARKETS | 95 | 57 | 5 076 | 4 194 | 451 | 9 612 | 126 | 95 |
| 543 | FRUIT STORES, VEGETABLE MARKETS | 284 | 122 | 13 688 | 9 470 | 819 | 17 882 | 269 | 314 |
| 544 | CANDY, NUT, CONFECTIONERY STORES | 386 | 102 | 14 030 | 6 322 | 850 | 16 388 | 306 | 378 |
| 545 | DAIRY PRODUCTS STORES | 74 | 42 | 5 327 | 3 983 | 282 | 5 951 | 85 | 76 |
| 546 | RETAIL BAKERIES | 258 | 226 | 23 849 | 22 923 | 5 992 | 124 860 | 1 687 | 184 |
| 5462 | RETAIL BAKERIES, MANUFACTURING | 191 | 179 | 19 019 | 18 829 | 5 475 | 114 584 | 1 512 | 141 |
| 5463 | RETAIL BAKERIES, NONMANUFACTURING | 67 | 47 | 4 830 | 4 094 | 517 | 10 276 | 175 | 43 |
| 549 | EGG AND POULTRY DEALERS | 62 | 34 | 4 644 | 3 936 | 345 | 6 719 | 99 | 63 |
| | OTHER | 27 | 19 | 665 | 573 | 67 | 1 396 | 28 | 25 |
| | AUTOMOTIVE DEALERS | | | | | | | | |
| | TOTAL | 182 | 154 | 119 027 | 118 181 | 10 682 | 196 745 | 1 765 | 78 |
| 55 EX.554 | PASSENGER CAR DEALERS, FRANCHISED | 41 | 41 | 96 854 | 96 854 | 8 045 | 143 818 | 1 198 | 1 |
| 551 | DOMESTIC CAR DEALERS | 33 | 33 | 84 904 | 84 904 | 7 033 | 125 787 | 1 032 | 1 |
| | IMPORTED CAR DEALERS | 4 | 4 | (D) | (D) | (D) | (D) | (D) | (D) |
| | DOMESTIC AND IMPORTED CAR DEALERS | 4 | 4 | (D) | (D) | (D) | (D) | (D) | (D) |
| 552 | PASSENGER CAR DEALERS, NONFRANCHISED | 65 | 49 | 13 454 | 12 776 | 1 227 | 24 924 | 268 | 39 |
| 553 | TIRE, BATTERY, ACCESSORY DEALERS | 62 | 52 | 7 004 | 6 902 | 1 100 | 21 961 | 240 | 35 |
| | HOME AND AUTO SUPPLY STORES | - | - | - | - | - | - | - | - |
| 559 | MISCELLANEOUS AIRCRAFT, MARINE, AUTOMOTIVE DEALERS | 14 | 12 | 1 715 | 1 649 | 310 | 6 042 | 59 | 3 |
| | AIRCRAFT, BOAT, MOTORCYCLE DEALERS | 14 | 12 | 1 715 | 1 649 | 310 | 6 042 | 59 | 3 |
| | HOUSEHOLD TRAILER DEALERS | - | - | - | - | - | - | - | - |
| | OTHER AUTOMOTIVE DEALERS | - | - | - | - | - | - | - | - |
| | GASOLINE SERVICE STATIONS | | | | | | | | |
| 55PT(554) | TOTAL | 400 | 366 | 49 594 | 47 860 | 4 898 | 105 553 | 1 447 | 335 |
| | APPAREL, ACCESSORY STORES | | | | | | | | |
| | TOTAL | 1 072 | 746 | 99 565 | 93 441 | 13 293 | 261 143 | 3 694 | 807 |
| 561,567 | MEN'S, BOYS' APPAREL STORES, CUSTOM TAILORS | 220 | 162 | 28 464 | 27 248 | 3 979 | 75 763 | 910 | 142 |
| 561 | MEN'S, BOYS' CLOTHING AND FURNISHINGS STORES | 194 | 154 | 27 882 | 26 778 | 3 884 | 73 968 | 889 | 115 |
| 567 | CUSTOM TAILORS | 26 | 8 | 582 | 470 | 95 | 1 795 | 21 | 27 |
| 562-3,568 | WOMEN'S CLOTHING, SPECIALTY STORES | 441 | 325 | 37 575 | 35 779 | 5 157 | 104 764 | 1 651 | 351 |
| 562 | WOMEN'S READY-TO-WEAR STORES | 189 | 143 | 19 805 | 19 125 | 3 065 | 61 918 | 912 | 133 |
| 563,568 | WOMEN'S ACCESSORY, SPECIALTY STORES, FURRIERS | 252 | 182 | 17 770 | 16 654 | 2 092 | 42 846 | 739 | 218 |
| 563 | MILLINERY STORES | 33 | 15 | 888 | 692 | 113 | 2 570 | 51 | 35 |
| | CORSET, LINGERIE STORES | 51 | 33 | 2 741 | 2 451 | 379 | 7 208 | 123 | 44 |
| | HOSIERY STORES | 21 | 17 | (D) | (D) | (D) | (D) | (D) | (D) |
| | APPAREL, ACCESSORY, OTHER SPECIALTY STORES | 125 | 105 | 12 594 | 12 106 | 1 394 | 28 308 | 496 | 105 |
| 568 | FURRIERS, FUR SHOPS | 22 | 12 | (D) | (D) | (D) | (D) | (D) | (D) |
| 565 | FAMILY CLOTHING STORES | 143 | 33 | 5 973 | 3 811 | 434 | 9 277 | 131 | 145 |
| 566 | SHOE STORES | 204 | 168 | 21 512 | 20 616 | 3 072 | 56 430 | 703 | 108 |
| | MEN'S SHOE STORES | 42 | 42 | 5 231 | 5 231 | 774 | 13 368 | 144 | 7 |
| | WOMEN'S SHOE STORES | 35 | 35 | 5 513 | 5 513 | 859 | 18 244 | 221 | 9 |
| | CHILDREN'S, JUVENILES' SHOE STORES | 12 | 10 | 908 | 864 | 119 | 1 865 | 32 | 7 |
| | FAMILY SHOE STORES | 115 | 81 | 9 860 | 9 008 | 1 320 | 22 953 | 306 | 85 |
| 564 | CHILDREN'S, INFANTS' WEAR STORES | 60 | 58 | 5 995 | 5 987 | 651 | 14 909 | 299 | 57 |
| 569 | MISCELLANEOUS APPAREL, ACCESSORY STORES | 4 | - | 46 | - | - | - | - | 4 |
| | FURNITURE, HOME FURNISHINGS, EQUIPMENT STORES | | | | | | | | |
| | TOTAL | 603 | 437 | 70 849 | 67 397 | 9 185 | 181 193 | 1 986 | 415 |
| 57 | FURNITURE, HOME FURNISHINGS STORES | 435 | 323 | 48 266 | 45 954 | 6 718 | 133 439 | 1 444 | 306 |
| 5712 | FURNITURE STORES | 209 | 159 | 34 405 | 33 127 | 4 683 | 88 189 | 923 | 120 |
| 5713 | FLOOR COVERING STORES | 76 | 56 | 5 454 | 5 218 | 885 | 20 489 | 197 | 58 |
| 5714 | DRAPERY, CURTAIN, UPHOLSTERY STORES | 75 | 65 | 4 667 | 4 511 | 712 | 15 694 | 184 | 54 |
| 5715 | CHINA, GLASSWARE, METALWARE STORES | 28 | 26 | 2 092 | (D) | (D) | (D) | (D) | (D) |
| 5719 | MISCELLANEOUS HOME FURNISHINGS STORES | 47 | 17 | 1 648 | (D) | (D) | (D) | (D) | (D) |

Standard Notes: - Represents zero. (D) Withheld to avoid disclosure. (NA) Not available. (X) Not applicable.
 *Nonstore retailers, part of SIC major group 53, are shown separately in this table.

TABLE 5. Counties With 500 Establishments or More: 1963-Continued

| SIC code | County and kind of business | Establishments | | Sales | | Payroll, entire year (\$1,000) | Payroll, workweek ended nearest Nov. 15 (dollars) | Paid employees, workweek ended nearest Nov. 15 (number) | Active proprietors of unincorporated businesses (number) |
|--|---|-------------------|--------------------------|--|--|-----------------------------------|--|--|---|
| | | Total (number) | With payroll (number) | Total, all establishments (\$1,000) | Establishments with payroll (\$1,000) | | | | |
| BRONX COUNTY--CONTINUED | | | | | | | | | |
| FURNITURE, HOME FURNISHINGS, EQUIPMENT STORES CON. | | | | | | | | | |
| 572 | HOUSEHOLD APPLIANCE STORES | 76 | 58 | 12 561 | 12 219 | 1 344 | 25 728 | 296 | 48 |
| 5732 | RADIO, TELEVISION STORES | 45 | 41 | 8 092 | 7 960 | 932 | 18 785 | 206 | 20 |
| 5733 | MUSIC STORES | 47 | 15 | 1 264 | 1 264 | 191 | 3 241 | 40 | 41 |
| | RECORD SHOPS | 27 | 7 | (D) | (D) | (D) | (D) | (D) | (D) |
| | MUSICAL INSTRUMENT STORES | 20 | 8 | (D) | (D) | (D) | (D) | (D) | (D) |
| EATING, DRINKING PLACES | | | | | | | | | |
| 58 | TOTAL | 1 815 | 1 549 | 109 158 | 103 734 | 23 008 | 472 992 | 8 328 | 1 461 |
| 5812 | EATING PLACES | 1 162 | 910 | 74 507 | 69 501 | 16 489 | 339 875 | 6 273 | 964 |
| | RESTAURANTS, LUNCHROOMS | 755 | 649 | 48 029 | 45 831 | 10 507 | 212 708 | 4 024 | 628 |
| | CAFETERIAS | 22 | 22 | 4 082 | 4 082 | 1 397 | 28 886 | 465 | 7 |
| | REFRESHMENT PLACES | 338 | 194 | 13 792 | 11 024 | 1 986 | 47 368 | 964 | 317 |
| | CATERERS | 47 | 45 | 8 604 | 8 564 | 2 599 | 50 913 | 820 | 12 |
| 5813 | DRINKING PLACES (ALCOHOLIC BEVERAGES) | 653 | 639 | 34 651 | 34 233 | 6 519 | 133 117 | 2 055 | 497 |
| DRUG STORES, PROPRIETARY STORES | | | | | | | | | |
| 59PT(591) | TOTAL | 409 | 379 | 36 024 | 35 056 | 4 930 | 100 327 | 1 192 | 337 |
| 591 | DRUG STORES | 403 | 373 | (D) | (D) | (D) | (D) | (D) | (D) |
| | PROPRIETARY STORES | 6 | 6 | (D) | (D) | (D) | (D) | (D) | (D) |
| OTHER RETAIL STORES | | | | | | | | | |
| 59 EX.591 | TOTAL | 1 227 | 763 | 111 489 | 101 947 | 12 324 | 240 715 | 2 595 | 1 035 |
| 592 | LIQUOR STORES | 278 | 256 | 39 601 | 37 371 | 3 039 | 56 229 | 657 | 241 |
| 593 | ANTIQUA STORES, SECONDHAND STORES | 69 | 39 | 3 192 | 2 910 | 723 | 13 373 | 145 | 49 |
| 5932 | ANTIQUA STORES | 4 | 2 | 270 | (D) | (D) | (D) | (D) | (D) |
| 5933 | SECONDHAND STORES | 65 | 37 | 2 922 | (D) | (D) | (D) | (D) | (D) |
| 594 | BOOK, STATIONERY STORES | 120 | 68 | 5 758 | 4 798 | 638 | 13 346 | 207 | 101 |
| 5942 | BOOK STORES | 20 | 6 | (D) | (D) | (D) | 1 579 | 25 | 18 |
| 5943 | STATIONERY STORES | 100 | 62 | (D) | (D) | (D) | 11 767 | 182 | 83 |
| 595 | SPORTING GOODS STORES, BICYCLE SHOPS | 25 | 13 | 1 061 | 913 | 77 | 1 596 | 24 | 20 |
| 5952 | SPORTING GOODS STORES | 22 | 12 | 951 | (D) | (D) | (D) | (D) | (D) |
| 5953 | BICYCLE SHOPS | 3 | 1 | 110 | (D) | (D) | (D) | (D) | (D) |
| 5962 | HAY, GRAIN, FEED STORES | 1 | 1 | (D) | (D) | (D) | (D) | (D) | (D) |
| 5969 | OTHER FARM SUPPLY STORES | 1 | 1 | (D) | (D) | (D) | (D) | (D) | (D) |
| | GARDEN SUPPLY STORES | 1 | 1 | (D) | (D) | (D) | (D) | (D) | (D) |
| 597 | JEWELRY STORES | 92 | 44 | 4 254 | 3 526 | 556 | 11 309 | 129 | 83 |
| 598 | FUEL, ICE DEALERS | 91 | 73 | 33 995 | 33 739 | 4 429 | 83 821 | 677 | 32 |
| 5982 | COAL AND WOOD DEALERS | 11 | 11 | (D) | (D) | (D) | (D) | (D) | (D) |
| | ICE DEALERS | 16 | 4 | (D) | (D) | (D) | (D) | (D) | (D) |
| 5983 | FUEL OIL DEALERS | 64 | 58 | 30 155 | 29 977 | 3 877 | 75 346 | 590 | 16 |
| 5984 | BOTTLED GAS DEALERS | - | - | - | - | - | - | - | - |
| 5992 | FLORISTS | 91 | 53 | 3 429 | 2 813 | 673 | 14 344 | 160 | 92 |
| 5993 | CIGAR STORES, STANDS | 49 | 35 | 3 172 | 2 808 | 219 | 4 155 | 71 | 56 |
| 5994 | NEWS DEALERS, NEWSSTANDS | 96 | 24 | 2 190 | 1 104 | 78 | 1 566 | 33 | 94 |
| 5996 | CAMERA, PHOTOGRAPHIC SUPPLY STORES | 14 | 10 | 743 | (D) | (D) | (D) | (D) | (D) |
| 5997 | GIFT, NOVELTY, SOUVENIR SHOPS | 72 | 30 | 2 569 | 2 027 | 265 | 5 200 | 91 | 59 |
| 5998 | OPTICAL GOODS STORES | 52 | 28 | 2 353 | 2 067 | 385 | 7 470 | 77 | 47 |
| 5999 | TYPEWRITER STORES | 2 | 2 | (D) | (D) | (D) | (D) | (D) | (D) |
| | LUGGAGE, LEATHER GOODS STORES | 15 | 7 | 668 | 498 | 60 | 1 145 | 19 | 14 |
| | Hobby, Toy, Game Shops | 36 | 24 | 1 721 | 1 333 | 146 | 3 378 | 49 | 23 |
| | RELIGIOUS GOODS STORES | 14 | 2 | (D) | (D) | (D) | (D) | (D) | (D) |
| | PET SHOPS | 31 | 7 | 508 | 236 | 44 | 1 254 | 16 | 28 |
| | OTHER | 77 | 45 | 5 211 | 4 133 | 813 | 17 445 | 182 | 64 |
| NONSTORE RETAILERS* | | | | | | | | | |
| 53 PART* | TOTAL | 542 | 132 | 30 433 | 24 375 | 3 970 | 78 373 | 861 | 525 |
| 532 | MAIL-ORDER HOUSES | 22 | 6 | 3 909 | (D) | (D) | (D) | (D) | (D) |
| 534 | MERCHANDISE VENDING MACHINE OPERATORS | 50 | 24 | 9 452 | 8 692 | 1 088 | 20 934 | 190 | 46 |
| 535 | DIRECT SELLING (HOUSE-TO-HOUSE) ORGANIZATIONS | 470 | 102 | 17 072 | (D) | (D) | (D) | (D) | (D) |
| BROOME COUNTY | | | | | | | | | |
| RETAIL TRADE, TOTAL | | | | | | | | | |
| | | 1 953 | 1 337 | 300 936 | 285 320 | 35 478 | 698 072 | 10 617 | 1 863 |
| LUMBER, BUILDING MATERIALS, HARDWARE, FARM EQUIPMENT DEALERS | | | | | | | | | |
| 52 | TOTAL | 74 | 60 | 14 628 | 14 398 | 1 855 | 35 255 | 399 | 50 |
| 521 | LUMBER AND OTHER BUILDING MATERIALS DEALERS | 27 | 23 | 8 460 | 8 422 | 1 066 | 19 461 | 197 | 14 |
| 522-524 | HEATING, PLUMBING, PAINT, ELECTRICAL STORES | 21 | 15 | 2 468 | 2 322 | 399 | 7 859 | 92 | 12 |
| 5251 | HARDWARE STORES | 14 | 12 | 1 934 | 1 928 | 229 | 4 532 | 66 | 10 |
| 5252 | FARM EQUIPMENT DEALERS | 12 | 10 | 1 766 | 1 726 | 161 | 3 403 | 44 | 14 |
| GENERAL MERCHANDISE GROUP STORES* | | | | | | | | | |
| 53 PART* | TOTAL | 49 | 41 | 42 380 | 42 244 | 6 663 | 124 440 | 2 390 | 27 |
| 531 | DEPARTMENT STORES | 10 | 10 | 31 977 | 31 977 | 5 019 | 95 630 | 1 727 | - |
| 533 | LIMITED PRICE VARIETY STORES | 19 | 13 | 6 612 | 6 482 | 1 200 | 21 162 | 521 | 11 |
| 539 | MISCELLANEOUS GENERAL MERCHANDISE STORES | 20 | 18 | 3 791 | 3 785 | 444 | 7 648 | 142 | 16 |

Standard Notes: - Represents zero. (D) Withheld to avoid disclosure. (NA) Not available. (X) Not applicable.
*Nonstore retailers, part of SIC major group 53, are shown separately in this table.

TABLE 5. Counties With 500 Establishments or More: 1963-Continued

| SIC code | County and kind of business | Establishments | | Sales | | Payroll, entire year (\$1,000) | Payroll, workweek ended nearest Nov. 15 (dollars) | Paid employees, workweek ended nearest Nov. 15 (number) | Active proprietors of unincorporated businesses (number) |
|--|--|----------------|-----------------------|-------------------------------------|---------------------------------------|--------------------------------|---|---|--|
| | | Total (number) | With payroll (number) | Total, all establishments (\$1,000) | Establishments with payroll (\$1,000) | | | | |
| <u>BROOME COUNTY--CONTINUED</u> | | | | | | | | | |
| FOOD STORES | | | | | | | | | |
| 54 | TOTAL | 342 | 200 | 77 229 | 71 853 | 5 477 | 105 327 | 1 597 | 321 |
| 541 | GROCERY STORES, INCLUDING DELICATESSENS. | 283 | 155 | 73 959 | 68 957 | 4 822 | 92 833 | 1 356 | 263 |
| 542 | MEAT MARKETS, FISH (SEAFOOD) MARKETS | 11 | 5 | 528 | 420 | 33 | 675 | 14 | 13 |
| 543 | FRUIT STORES, VEGETABLE MARKETS. | 3 | 3 | (D) | (D) | (D) | (D) | (D) | (D) |
| 544 | CANDY, NUT, CONFECTIONERY STORES | 11 | 9 | (D) | (D) | (D) | (D) | (D) | (D) |
| 545-549 | OTHER FOOD STORES. | 34 | 28 | 1 851 | 1 611 | 523 | 9 865 | 182 | 35 |
| AUTOMOTIVE DEALERS | | | | | | | | | |
| 55 EX.554 | TOTAL. | 113 | 73 | 54 282 | 52 790 | 5 468 | 108 275 | 985 | 84 |
| GASOLINE SERVICE STATIONS | | | | | | | | | |
| 55PT(554) | TOTAL. | 238 | 172 | 17 672 | 15 512 | 1 343 | 28 063 | 520 | 257 |
| APPAREL, ACCESSORY STORES | | | | | | | | | |
| 56 | TOTAL. | 114 | 96 | 14 162 | 13 660 | 2 016 | 37 425 | 587 | 84 |
| 561,567 | MEN'S, BOYS' APPAREL STORES, CUSTOM TAILORS. | 22 | 22 | 4 356 | 4 356 | 637 | 11 931 | 155 | 13 |
| 562-3,568 | WOMEN'S CLOTHING, SPECIALTY STORES | 47 | 39 | 4 943 | 4 843 | 744 | 13 792 | 238 | 40 |
| 562 | WOMEN'S READY-TO-WEAR STORES | 36 | 34 | 4 621 | (D) | (D) | (D) | (D) | (D) |
| 563,568 | WOMEN'S ACCESSORY, SPECIALTY STORES, FURRIERS. | 11 | 5 | 322 | (D) | (D) | (D) | (D) | (D) |
| 565 | FAMILY CLOTHING STORES | 10 | 2 | 900 | (D) | (D) | (D) | (D) | (D) |
| 566 | SHOE STORES. | 29 | 29 | 3 421 | 3 421 | 494 | 9 006 | 142 | 17 |
| 564,569 | OTHER APPAREL, ACCESSORY STORES. | 6 | 4 | 542 | (D) | (D) | (D) | (D) | (D) |
| FURNITURE, HOME FURNISHINGS, EQUIPMENT STORES | | | | | | | | | |
| 57 | TOTAL. | 114 | 76 | 14 202 | 13 674 | 2 011 | 40 526 | 459 | 88 |
| 571 | FURNITURE, HOME FURNISHINGS STORES | 73 | 49 | 10 577 | 10 331 | 1 623 | 32 853 | 370 | 51 |
| 572,573 | HOUSEHOLD APPLIANCE, RADIO, TELEVISION, MUSIC STORES | 41 | 27 | 3 625 | 3 343 | 388 | 7 673 | 89 | 37 |
| EATING, DRINKING PLACES | | | | | | | | | |
| 58 | TOTAL. | 496 | 382 | 22 907 | 21 063 | 4 653 | 100 813 | 2 235 | 555 |
| 5812 | EATING PLACES. | 316 | 210 | 14 734 | 13 120 | 3 407 | 75 433 | 1 668 | 351 |
| 5813 | DRINKING PLACES (ALCOHOLIC BEVERAGES). | 180 | 172 | 8 173 | 7 943 | 1 246 | 25 380 | 567 | 204 |
| DRUG STORES, PROPRIETARY STORES | | | | | | | | | |
| 59PT(591) | TOTAL. | 49 | 47 | 7 645 | 7 587 | 1 079 | 21 716 | 339 | 46 |
| 591 (| DRUG STORES. | 48 | 46 | (D) | (D) | (D) | (D) | (D) | (D) |
| (| PROPRIETARY STORES | 1 | 1 | (D) | (D) | (D) | (D) | (D) | (D) |
| OTHER RETAIL STORES | | | | | | | | | |
| 59 EX.591 | TOTAL. | 266 | 156 | 20 176 | 18 060 | 2 134 | 39 308 | 536 | 273 |
| 592 | LIQUOR STORES. | 43 | 33 | 3 548 | 2 972 | 166 | 2 997 | 63 | 53 |
| 593 | ANTIQUA STORES, SECONDHAND STORES. | 28 | 4 | 3 667 | 229 | 26 | 513 | 10 | 30 |
| 594 | BOOK, STATIONERY STORES. | 3 | 3 | (D) | (D) | (D) | (D) | (D) | (D) |
| 595 | SPORTING GOODS STORES, BICYCLE SHOPS | 20 | 6 | 976 | 704 | 77 | 1 235 | 18 | 25 |
| 596 | FARM, GARDEN SUPPLY STORES, INCLUDING FEED STORES. | 14 | 14 | 4 370 | 4 370 | 360 | 6 646 | 73 | 8 |
| 597 | JEWELRY STORES | 28 | 14 | 1 687 | 1 359 | 237 | 4 006 | 54 | 28 |
| 598 | FUEL, ICE DEALERS. | 25 | 19 | 3 727 | 3 591 | 460 | 9 081 | 101 | 16 |
| 599 | OTHER STORES | 105 | 63 | (D) | (D) | (D) | (D) | (D) | (D) |
| NONSTORE RETAILERS* | | | | | | | | | |
| 53 PART* | TOTAL. | 98 | 34 | 15 653 | 14 479 | 2 779 | 56 924 | 570 | 78 |
| <u>CATTARAUGUS COUNTY</u> | | | | | | | | | |
| RETAIL TRADE, TOTAL. | | | | | | | | | |
| | | 920 | 674 | 102 123 | 96 113 | 11 050 | 226 217 | 3 587 | 889 |
| LUMBER, BUILDING MATERIALS, HARDWARE, FARM EQUIPMENT DEALERS | | | | | | | | | |
| 52 | TOTAL. | 64 | 54 | 7 375 | 7 151 | 1 003 | 20 146 | 251 | 52 |
| 521 | LUMBER AND OTHER BUILDING MATERIALS DEALERS. | 18 | 18 | 3 802 | 3 802 | 528 | 10 341 | 112 | 8 |
| 522-524 | HEATING, PLUMBING, PAINT, ELECTRICAL STORES. | 10 | 8 | 626 | 580 | 84 | 1 646 | 21 | 9 |
| 5251 | HARDWARE STORES. | 24 | 18 | 1 762 | 1 668 | 279 | 5 764 | 84 | 23 |
| 5252 | FARM EQUIPMENT DEALERS | 12 | 10 | 1 185 | 1 101 | 112 | 2 395 | 34 | 12 |
| GENERAL MERCHANDISE GROUP STORES* | | | | | | | | | |
| 53 PART* | TOTAL. | 48 | 40 | 13 802 | 13 700 | 1 673 | 41 254 | 637 | 41 |
| 531 | DEPARTMENT STORES. | 4 | 4 | 6 949 | 6 949 | 826 | 23 391 | 331 | - |
| 533 | LIMITED PRICE VARIETY STORES | 19 | 17 | 3 290 | 3 236 | 437 | 8 103 | 167 | 14 |
| 539 | MISCELLANEOUS GENERAL MERCHANDISE STORES | 25 | 19 | 3 563 | 3 515 | 410 | 9 760 | 139 | 27 |
| FOOD STORES | | | | | | | | | |
| 54 | TOTAL. | 149 | 83 | 22 435 | 20 829 | 1 841 | 37 910 | 629 | 136 |
| 541 | GROCERY STORES, INCLUDING DELICATESSENS. | 113 | 69 | 21 131 | 19 963 | 1 718 | 35 625 | 586 | 98 |
| 542 | MEAT MARKETS, FISH (SEAFOOD) MARKETS | 6 | 2 | 366 | (D) | (D) | (D) | (D) | (D) |
| 543 | FRUIT STORES, VEGETABLE MARKETS. | 7 | 1 | 321 | (D) | (D) | (D) | (D) | (D) |
| 544 | CANDY, NUT, CONFECTIONERY STORES | 6 | 2 | 86 | (D) | (D) | (D) | (D) | (D) |
| 545-549 | OTHER FOOD STORES. | 17 | 9 | 531 | 387 | 74 | 1 463 | 30 | 17 |

Standard Notes: - Represents zero. (D) Withheld to avoid disclosure. (NA) Not available. (X) Not applicable.
 *Nonstore retailers, part of SIC major group 53, are shown separately in this table.

TABLE 5. Counties With 500 Establishments or More: 1963-Continued

| SIC code | County and kind of business | Establishments | | Sales | | Payroll, entire year (\$1,000) | Payroll, workweek ended nearest Nov. 15 (dollars) | Paid employees, workweek ended nearest Nov. 15 (number) | Active proprietors of unincorporated businesses (number) |
|--|--|----------------|--------------|---------------------------|-----------------------------|--------------------------------|---|---|--|
| | | Total | With payroll | Total, all establishments | Establishments with payroll | | | | |
| | | (number) | (number) | (\$1,000) | (\$1,000) | | | | |
| CATTARAUGUS COUNTY--CONTINUED | | | | | | | | | |
| AUTOMOTIVE DEALERS | | | | | | | | | |
| 55 EX.554 | TOTAL | 70 | 56 | 20 854 | 20 584 | 2 060 | 37 490 | 399 | 45 |
| GASOLINE SERVICE STATIONS | | | | | | | | | |
| 55PT(554) | TOTAL | 100 | 66 | 6 559 | 5 299 | 460 | 9 859 | 182 | 105 |
| APPAREL, ACCESSORY STORES | | | | | | | | | |
| 56 | TOTAL | 68 | 58 | 5 053 | 4 879 | 770 | 14 223 | 260 | 46 |
| 561,567 | MEN'S, BOYS' APPAREL STORES, CUSTOM TAILORS | 14 | 12 | 1 362 | 1 308 | 198 | 3 307 | 59 | 11 |
| 562-3,568 | WOMEN'S CLOTHING, SPECIALTY STORES | 28 | 22 | 1 900 | 1 788 | 264 | 5 375 | 104 | 20 |
| 562 | WOMEN'S READY-TO-WEAR STORES | 21 | 15 | 1 525 | 1 413 | 210 | 4 197 | 82 | 15 |
| 563,568 | WOMEN'S ACCESSORY, SPECIALTY STORES, FURRIERS | 7 | 7 | 375 | 375 | 54 | 1 178 | 22 | 5 |
| 565 | FAMILY CLOTHING STORES | 9 | 7 | 680 | 672 | 122 | 2 175 | 32 | 5 |
| 566 | SHOE STORES | 14 | 14 | 1 022 | 1 022 | 174 | 3 113 | 58 | 7 |
| 564,569 | OTHER APPAREL, ACCESSORY STORES | 3 | 3 | 89 | 89 | 12 | 253 | 7 | 3 |
| FURNITURE, HOME FURNISHINGS, EQUIPMENT STORES | | | | | | | | | |
| 57 | TOTAL | 51 | 33 | 3 875 | 3 267 | 458 | 7 822 | 102 | 46 |
| 571 | FURNITURE, HOME FURNISHINGS STORES | 20 | 16 | 1 988 | 1 770 | 298 | 4 632 | 58 | 20 |
| 572,573 | HOUSEHOLD APPLIANCE, RADIO, TELEVISION, MUSIC STORES | 31 | 17 | 1 887 | 1 497 | 160 | 3 190 | 44 | 26 |
| EATING, DRINKING PLACES | | | | | | | | | |
| 58 | TOTAL | 209 | 167 | 7 435 | 6 743 | 1 408 | 30 198 | 702 | 262 |
| 5812 | EATING PLACES | 123 | 89 | 4 632 | 4 092 | 1 028 | 22 084 | 487 | 149 |
| 5813 | DRINKING PLACES (ALCOHOLIC BEVERAGES) | 86 | 78 | 2 803 | 2 651 | 380 | 8 114 | 215 | 113 |
| DRUG STORES, PROPRIETARY STORES | | | | | | | | | |
| 59PT(591) | TOTAL | 27 | 25 | 3 065 | 2 835 | 363 | 7 234 | 136 | 25 |
| 591 | DRUG STORES | 26 | 24 | (0) | (0) | (0) | (0) | (0) | (0) |
| (| PROPRIETARY STORES | 1 | 1 | (0) | (0) | (0) | (0) | (0) | (0) |
| OTHER RETAIL STORES | | | | | | | | | |
| 59 EX.591 | TOTAL | 105 | 85 | 10 637 | 10 101 | 953 | 18 805 | 267 | 103 |
| 592 | LIQUOR STORES | 17 | 13 | 982 | 784 | 53 | 1 089 | 28 | 22 |
| 593 | ANTIQUe STORES, SECONDHAND STORES | 9 | 1 | 207 | (0) | (0) | (0) | (0) | (0) |
| 594 | BOOK, STATIONERY STORES | - | - | - | - | - | - | - | - |
| 595 | SPORTING GOODS STORES, BICYCLE SHOPS | 11 | 9 | 441 | 423 | 37 | 1 168 | 20 | 6 |
| 596 | FARM, GARDEN SUPPLY STORES, INCLUDING FEEO STORES | 24 | 24 | 6 589 | 6 589 | 542 | 10 206 | 121 | 16 |
| 597 | JEWELRY STORES | 10 | 8 | 560 | 526 | 69 | 1 260 | 22 | 12 |
| 598 | FUEL, ICE DEALERS | 5 | 5 | 486 | 486 | 42 | 895 | 10 | 6 |
| 599 | OTHER STORES | 29 | 25 | 1 372 | (0) | (0) | (0) | (0) | (0) |
| NONSTORE RETAILERS* | | | | | | | | | |
| 53 PART* | TOTAL | 29 | 7 | 1 033 | 725 | 61 | 1 276 | 22 | 28 |
| CAYUGA COUNTY | | | | | | | | | |
| RETAIL TRADE, TOTAL | | | | | | | | | |
| | | 741 | 461 | 85 903 | 78 581 | 8 860 | 170 220 | 2 760 | 764 |
| LUMBER, BUILDING MATERIALS, HARDWARE, FARM EQUIPMENT DEALERS | | | | | | | | | |
| 52 | TOTAL | 48 | 34 | 6 417 | 5 997 | 691 | 12 542 | 155 | 42 |
| 521 | LUMBER AND OTHER BUILDING MATERIALS DEALERS | 13 | 9 | 2 848 | 2 716 | 285 | 5 268 | 56 | 9 |
| 522-524 | HEATING, PLUMBING, PAINT, ELECTRICAL STORES | 9 | 5 | 454 | 370 | 49 | 864 | 10 | 9 |
| 5251 | HARDWARE STORES | 16 | 12 | 888 | 778 | 112 | 1 874 | 32 | 15 |
| 5252 | FARM EQUIPMENT DEALERS | 10 | 8 | 2 227 | 2 133 | 245 | 4 536 | 57 | 9 |
| GENERAL MERCHANDISE GROUP STORES* | | | | | | | | | |
| 53 PART* | TOTAL | 21 | 17 | 9 471 | 9 467 | 1 139 | 20 340 | 408 | 10 |
| 531 | DEPARTMENT STORES | 4 | 4 | 5 064 | 5 064 | 540 | 8 885 | 200 | - |
| 533 | LIMITED PRICE VARIETY STORES | 7 | 7 | 2 429 | 2 429 | 388 | 6 359 | 140 | 3 |
| 539 | MISCELLANEOUS GENERAL MERCHANDISE STORES | 10 | 6 | 1 978 | 1 974 | 211 | 5 096 | 68 | 7 |
| FOOD STORES | | | | | | | | | |
| 54 | TOTAL | 144 | 82 | 22 696 | 20 526 | 1 598 | 30 159 | 460 | 155 |
| 541 | GROCERY STORES, INCLUDING DELICATESSENS | 114 | 62 | 21 291 | 19 349 | 1 436 | 26 861 | 400 | 123 |
| 542 | MEAT MARKETS, FISH (SEAFOOD) MARKETS | 11 | 9 | 738 | 680 | 53 | 1 193 | 18 | 9 |
| 543 | FRUIT STORES, VEGETABLE MARKETS | - | - | - | - | - | - | - | - |
| 544 | CANDY, NUT, CONFECTIONERY STORES | 1 | 1 | (0) | (0) | (0) | (0) | (0) | (0) |
| 545-549 | OTHER FOOD STORES | 18 | 10 | (0) | (0) | (0) | (0) | (0) | (0) |
| AUTOMOTIVE DEALERS | | | | | | | | | |
| 55 EX.554 | TOTAL | 36 | 26 | 13 970 | 13 716 | 1 265 | 22 501 | 258 | 24 |
| GASOLINE SERVICE STATIONS | | | | | | | | | |
| 55PT(554) | TOTAL | 75 | 43 | 4 603 | 3 571 | 302 | 5 933 | 118 | 83 |

Standard Notes: - Represents zero. (D) Withheld to avoid disclosure. (NA) Not available. (X) Not applicable.
 *Nonstore retailers, part of SIC major group 53, are shown separately in this table.

TABLE 5. Counties With 500 Establishments or More: 1963—Continued

| SIC code | County and kind of business | Establishments | | Sales | | Payroll, entire year (\$1,000) | Payroll, workweek ended nearest Nov. 15 (dollars) | Paid employees, workweek ended nearest Nov. 15 (number) | Active proprietors of unincorporated businesses (number) |
|--|--|----------------|-----------------------|-------------------------------------|---------------------------------------|--------------------------------|---|---|--|
| | | Total (number) | With payroll (number) | Total, all establishments (\$1,000) | Establishments with payroll (\$1,000) | | | | |
| <u>CAYUGA COUNTY--CONTINUED</u> | | | | | | | | | |
| APPAREL, ACCESSORY STORES | | | | | | | | | |
| 56 | TOTAL | 48 | 34 | 4 610 | 4 206 | 581 | 12 338 | 194 | 34 |
| 561,567 | MEN'S, BOYS' APPAREL STORES, CUSTOM TAILORS | 13 | 9 | 1 446 | 1 230 | 134 | 2 588 | 38 | 13 |
| 562-3,568 | WOMEN'S CLOTHING, SPECIALTY STORES | 15 | 11 | 1 275 | 1 155 | 178 | 3 592 | 69 | 10 |
| 562 | WOMEN'S READY-TO-WEAR STORES | 10 | 8 | 1 078 | 1 014 | 154 | 3 134 | 62 | 8 |
| 563,568 | WOMEN'S ACCESSORY, SPECIALTY STORES, FURRIERS | 5 | 3 | 197 | 141 | 24 | 458 | 7 | 2 |
| 565 | FAMILY CLOTHING STORES | 8 | 4 | (0) | (0) | (0) | (0) | (0) | (0) |
| 566 | SHOE STORES | 10 | 8 | 1 170 | 1 130 | 183 | 4 366 | 55 | 3 |
| 564,569 | OTHER APPAREL, ACCESSORY STORES | 2 | 2 | (0) | (0) | (0) | (0) | (0) | (0) |
| FURNITURE, HOME FURNISHINGS, EQUIPMENT STORES | | | | | | | | | |
| 57 | TOTAL | 24 | 14 | 2 555 | 2 343 | 437 | 8 695 | 106 | 18 |
| 571 | FURNITURE, HOME FURNISHINGS STORES | 11 | 9 | 1 647 | 1 631 | 342 | 6 860 | 82 | 8 |
| 572,573 | HOUSEHOLD APPLIANCE, RADIO, TELEVISION, MUSIC STORES | 13 | 5 | 908 | 712 | 95 | 1 835 | 24 | 10 |
| EATING, DRINKING PLACES | | | | | | | | | |
| 58 | TOTAL | 153 | 119 | 7 319 | 6 651 | 1 392 | 28 200 | 651 | 193 |
| 5812 | EATING PLACES | 106 | 76 | 5 614 | 4 978 | 1 115 | 22 728 | 520 | 135 |
| 5813 | DRINKING PLACES (ALCOHOLIC BEVERAGES) | 47 | 43 | 1 705 | 1 673 | 277 | 5 472 | 131 | 58 |
| DRUG STORES, PROPRIETARY STORES | | | | | | | | | |
| 59PT(591) | TOTAL | 15 | 15 | 1 977 | 1 977 | 351 | 6 911 | 94 | 9 |
| 591 | DRUG STORES | 13 | 13 | (0) | (0) | (0) | (0) | (0) | (0) |
| (| PROPRIETARY STORES | 2 | 2 | (0) | (0) | (0) | (0) | (0) | (0) |
| OTHER RETAIL STORES | | | | | | | | | |
| 59 EX.591 | TOTAL | 139 | 69 | 10 864 | 9 298 | 1 037 | 21 253 | 294 | 157 |
| 592 | LIQUOR STORES | 22 | 10 | 1 003 | 649 | 47 | 902 | 22 | 28 |
| 593 | ANTIQUA STORES, SECONOHANO STORES | 13 | 1 | 121 | (0) | (0) | (0) | (0) | (0) |
| 594 | BOOK, STATIONERY STORES | 4 | 4 | 167 | 167 | 14 | 317 | 7 | 5 |
| 595 | SPORTING GOODS STORES, BICYCLE SHOPS | 10 | 2 | 436 | (0) | (0) | (0) | (0) | (0) |
| 596 | FARM, GARDEN SUPPLY STORES, INCLUDING FEED STORES | 18 | 14 | 5 994 | 5 972 | 659 | 14 359 | 165 | 14 |
| 597 | JEWELRY STORES | 9 | 5 | 527 | 465 | 74 | 1 185 | 19 | 7 |
| 598 | FUEL, ICE DEALERS | 15 | 11 | 973 | 829 | 76 | 1 356 | 22 | 23 |
| 599 | OTHER STORES | 48 | 22 | 1 643 | 945 | 135 | 2 342 | 47 | 55 |
| NONSTORE RETAILERS* | | | | | | | | | |
| 53 PART* | TOTAL | 38 | 8 | 1 421 | 829 | 67 | 1 348 | 22 | 39 |
| <u>CHAUTAUQUA COUNTY</u> | | | | | | | | | |
| RETAIL TRADE, TOTAL | | 1 644 | 1 160 | 18 006 | 17 434 | 19 493 | 373 124 | 6 304 | 1 567 |
| LUMBER, BUILDING MATERIALS, HARDWARE, FARM EQUIPMENT DEALERS | | | | | | | | | |
| 52 | TOTAL | 111 | 77 | 12 246 | 11 360 | 1 476 | 27 856 | 356 | 97 |
| 521 | LUMBER AND OTHER BUILDING MATERIALS DEALERS | 43 | 29 | 7 114 | 6 842 | 942 | 18 003 | 206 | 36 |
| 522-524 | HEATING, PLUMBING, PAINT, ELECTRICAL STORES | 19 | 17 | 1 011 | 993 | 187 | 3 813 | 50 | 11 |
| 5251 | HARDWARE STORES | 30 | 18 | 1 824 | 1 510 | 169 | 2 956 | 56 | 31 |
| 5252 | FARM EQUIPMENT DEALERS | 19 | 13 | 2 297 | 2 015 | 178 | 3 084 | 44 | 19 |
| GENERAL MERCHANDISE GROUP STORES* | | | | | | | | | |
| 53 PART* | TOTAL | 53 | 41 | 18 172 | 17 970 | 2 596 | 51 882 | 1 069 | 45 |
| 531 | DEPARTMENT STORES | 6 | 6 | 10 637 | 10 637 | 1 639 | 32 113 | 632 | - |
| 533 | LIMITED PRICE VARIETY STORES | 24 | 18 | 4 996 | 4 896 | 740 | 14 231 | 326 | 20 |
| 539 | MISCELLANEOUS GENERAL MERCHANDISE STORES | 23 | 17 | 2 539 | 2 437 | 217 | 5 538 | 111 | 25 |
| FOOD STORES | | | | | | | | | |
| 54 | TOTAL | 297 | 179 | 45 686 | 41 950 | 3 377 | 62 569 | 1 030 | 296 |
| 541 | GROCERY STORES, INCLUDING DELICATESSENS | 217 | 125 | 41 981 | 38 773 | 2 801 | 50 669 | 782 | 217 |
| 542 | MEAT MARKETS, FISH (SEAFOOD) MARKETS | 24 | 12 | 1 660 | 1 282 | 116 | 2 728 | 43 | 25 |
| 543 | FRUIT STORES, VEGETABLE MARKETS | 6 | 2 | (0) | (0) | (0) | (0) | (0) | (0) |
| 544 | CANOEY, NUT, CONFECTIONERY STORES | 19 | 13 | 453 | 433 | 65 | 1 415 | 34 | 16 |
| 545-549 | OTHER FOOD STORES | 31 | 27 | (0) | (0) | (0) | (0) | (0) | (0) |
| AUTOMOTIVE DEALERS | | | | | | | | | |
| 55 EX.554 | TOTAL | 102 | 72 | 37 619 | 36 833 | 3 370 | 59 318 | 632 | 76 |
| GASOLINE SERVICE STATIONS | | | | | | | | | |
| 55PT(554) | TOTAL | 200 | 144 | 12 603 | 10 795 | 824 | 16 709 | 335 | 209 |
| APPAREL, ACCESSORY STORES | | | | | | | | | |
| 56 | TOTAL | 118 | 102 | 11 951 | 11 595 | 1 531 | 29 395 | 533 | 88 |
| 561,567 | MEN'S, BOYS' APPAREL STORES, CUSTOM TAILORS | 26 | 20 | 2 834 | 2 766 | 376 | 6 790 | 113 | 16 |
| 562-3,568 | WOMEN'S CLOTHING, SPECIALTY STORES | 48 | 48 | 5 289 | 5 289 | 673 | 12 102 | 232 | 37 |
| 562 | WOMEN'S READY-TO-WEAR STORES | 32 | 32 | 4 511 | 4 611 | 590 | 10 389 | 196 | 27 |
| 563,568 | WOMEN'S ACCESSORY, SPECIALTY STORES, FURRIERS | 16 | 16 | 678 | 678 | 83 | 1 713 | 36 | 10 |

Standard Notes: - Represents zero. (D) Withheld to avoid disclosure. (NA) Not available. (X) Not applicable. ^T Revised.
 *Nonstore retailers, part of SIC major group 53, are shown separately in this table.

TABLE 5. Counties With 500 Establishments or More: 1963-Continued

| SIC code | County and kind of business | Establishments | | Sales | | Payroll, entire year (\$1,000) | Payroll, workweek ended nearest Nov. 15 (dollars) | Paid employees, workweek ended nearest Nov. 15 (number) | Active proprietors of unincorporated businesses (number) |
|--|--|----------------|-----------------------|-------------------------------------|---------------------------------------|--------------------------------|---|---|--|
| | | Total (number) | With payroll (number) | Total, all establishments (\$1,000) | Establishments with payroll (\$1,000) | | | | |
| CHAUTAUQUA COUNTY--CONTINUED | | | | | | | | | |
| APPAREL, ACCESSORY STORES--CONTINUED | | | | | | | | | |
| 565 | FAMILY CLOTHING STORES | 12 | 8 | 1 518 | 1 450 | 179 | 4 492 | 83 | 12 |
| 566 | SHOE STORES | 29 | 23 | 2 147 | 1 927 | 280 | 5 565 | 94 | 20 |
| 564,569 | OTHER APPAREL, ACCESSORY STORES | 3 | 3 | 163 | 163 | 23 | 446 | 11 | 3 |
| FURNITURE, HOME FURNISHINGS, EQUIPMENT STORES | | | | | | | | | |
| 57 | TOTAL | 69 | 53 | 7 472 | 6 990 | 964 | 18 729 | 232 | 48 |
| 571 | FURNITURE, HOME FURNISHINGS STORES | 38 | 28 | 4 926 | 4 550 | 704 | 13 211 | 155 | 27 |
| 572,573 | HOUSEHOLD APPLIANCE, RADIO, TELEVISION, MUSIC STORES | 31 | 25 | 2 546 | 2 440 | 260 | 5 518 | 77 | 21 |
| EATING, DRINKING PLACES | | | | | | | | | |
| 58 | TOTAL | 350 | 296 | 14 152 | 13 272 | 2 812 | 59 155 | 1 316 | 380 |
| 5812 | EATING PLACES | 201 | 155 | 8 566 | 7 828 | 1 976 | 40 917 | 884 | 209 |
| 5813 | DRINKING PLACES (ALCOHOLIC BEVERAGES) | 149 | 141 | 5 586 | 5 444 | 836 | 18 238 | 432 | 171 |
| DRUG STORES, PROPRIETARY STORES | | | | | | | | | |
| 59PT(591) | TOTAL | 42 | 38 | 5 459 | 5 259 | 713 | 13 439 | 222 | 36 |
| 591 | DRUG STORES | 37 | 33 | 5 135 | 4 935 | 681 | 12 801 | 212 | 30 |
| | PROPRIETARY STORES | 5 | 5 | 324 | 324 | 32 | 638 | 10 | 6 |
| OTHER RETAIL STORES | | | | | | | | | |
| 59 EX.591 | TOTAL | 240 | 142 | 17 644 | 15 694 | 1 479 | 27 482 | 450 | 239 |
| 592 | LIQUOR STORES | 40 | 24 | 2 358 | 1 620 | 81 | 1 671 | 41 | 43 |
| 593 | ANTIQUA STORES, SECONDHAND STORES | 30 | 8 | 687 | 461 | 54 | 1 247 | 21 | 35 |
| 594 | BOOK, STATIONERY STORES | 4 | 4 | 229 | 229 | 50 | 1 014 | 17 | 4 |
| 595 | SPORTING GOODS STORES, BICYCLE SHOPS | 15 | 7 | 617 | 563 | 78 | 1 117 | 20 | 15 |
| 596 | FARM, GARDEN SUPPLY STORES, INCLUDING FEED STORES | 36 | 28 | 7 993 | 7 927 | 472 | 8 656 | 116 | 31 |
| 597 | JEWELRY STORES | 17 | 13 | 842 | 808 | 141 | 2 373 | 36 | 10 |
| 598 | FUEL, ICE DEALERS | 12 | 8 | 1 250 | 1 214 | 166 | 3 225 | 37 | 10 |
| 599 | OTHER STORES | 86 | 50 | 3 668 | 2 872 | 437 | 8 179 | 162 | 91 |
| NONSTORE RETAILERS* | | | | | | | | | |
| 53 PART* | TOTAL | 62 | 16 | 3 002 | 2 616 | 351 | 6 590 | 129 | 53 |
| CHEMUNG COUNTY | | | | | | | | | |
| RETAIL TRADE, TOTAL | | | | | | | | | |
| | | 959 | 683 | 137 662 | 131 228 | 15 502 | 303 371 | 4 777 | 878 |
| LUMBER, BUILDING MATERIALS, HARDWARE, FARM EQUIPMENT DEALERS | | | | | | | | | |
| 52 | TOTAL | 45 | 37 | 7 128 | 7 002 | 819 | 16 004 | 206 | 33 |
| 521 | LUMBER AND OTHER BUILDING MATERIALS DEALERS | 17 | 13 | 3 919 | 3 881 | 470 | 9 240 | 109 | 9 |
| 522-524 | HEATING, PLUMBING, PAINT, ELECTRICAL STORES | 15 | 13 | 1 419 | 1 399 | 151 | 2 929 | 41 | 10 |
| 5251 | HARDWARE STORES | 8 | 6 | 566 | 498 | 94 | 1 910 | 27 | 6 |
| 5252 | FARM EQUIPMENT DEALERS | 5 | 5 | 1 224 | 1 224 | 104 | 1 925 | 29 | 8 |
| GENERAL MERCHANDISE GROUP STORES* | | | | | | | | | |
| 53 PART* | TOTAL | 29 | 23 | 22 353 | 22 115 | 3 205 | 57 593 | 938 | 19 |
| 531 | DEPARTMENT STORES | 3 | 3 | (0) | (0) | (0) | (0) | (0) | (0) |
| 533 | LIMITED PRICE VARIETY STORES | 17 | 13 | 6 267 | 6 155 | 1 054 | 13 597 | 267 | 12 |
| 539 | MISCELLANEOUS GENERAL MERCHANDISE STORES | 9 | 7 | (0) | (0) | (0) | (0) | (0) | (0) |
| FOOD STORES | | | | | | | | | |
| 54 | TOTAL | 171 | 85 | 30 545 | 28 161 | 2 263 | 44 236 | 720 | 167 |
| 541 | GROCERY STORES, INCLUDING DELICATESSENS | 125 | 59 | 28 516 | 26 444 | 1 955 | 37 892 | 598 | 125 |
| 542 | MEAT MARKETS, FISH (SEAFOOD) MARKETS | 8 | 6 | 493 | 485 | 58 | 1 059 | 17 | 8 |
| 543 | FRUIT STORES, VEGETABLE MARKETS | 8 | 2 | 305 | (0) | (0) | (0) | (0) | (0) |
| 544 | CANDY, NUT, CONFECTIONERY STORES | 9 | 7 | 215 | 191 | 29 | 511 | 13 | 6 |
| 545-549 | OTHER FOOD STORES | 21 | 11 | 1 016 | (0) | (0) | (0) | (0) | (0) |
| AUTOMOTIVE DEALERS | | | | | | | | | |
| 55 EX.554 | TOTAL | 61 | 43 | 27 053 | 26 709 | 2 122 | 45 614 | 422 | 49 |
| GASOLINE SERVICE STATIONS | | | | | | | | | |
| 55PT(554) | TOTAL | 97 | 71 | 8 214 | 7 086 | 522 | 11 444 | 224 | 107 |
| APPAREL, ACCESSORY STORES | | | | | | | | | |
| 56 | TOTAL | 72 | 68 | 9 521 | 9 445 | 1 402 | 26 013 | 488 | 45 |
| 561,567 | MEN'S, BOYS' APPAREL STORES, CUSTOM TAILORS | 16 | 16 | 2 192 | 2 192 | 297 | 5 440 | 102 | 14 |
| 562-3,568 | WOMEN'S CLOTHING, SPECIALTY STORES | 27 | 27 | 4 346 | 4 346 | 731 | 13 800 | 271 | 13 |
| 562 | WOMEN'S READY-TO-WEAR STORES | 16 | 16 | 2 499 | 2 499 | 443 | 8 406 | 169 | 7 |
| 563,568 | WOMEN'S ACCESSORY, SPECIALTY STORES, FURRIERS | 11 | 11 | 1 847 | 1 847 | 288 | 5 394 | 102 | 6 |
| 565 | FAMILY CLOTHING STORES | 6 | 4 | (0) | (0) | (0) | (0) | (0) | (0) |
| 566 | SHOE STORES | 22 | 20 | 2 178 | 2 134 | 291 | 4 977 | 76 | 11 |
| 564,569 | OTHER APPAREL, ACCESSORY STORES | 1 | 1 | (0) | (0) | (0) | (0) | (0) | (0) |
| FURNITURE, HOME FURNISHINGS, EQUIPMENT STORES | | | | | | | | | |
| 57 | TOTAL | 66 | 46 | 7 090 | 6 414 | 1 127 | 19 821 | 261 | 49 |
| 571 | FURNITURE, HOME FURNISHINGS STORES | 33 | 25 | 3 762 | 3 558 | 727 | 12 261 | 161 | 20 |
| 572,573 | HOUSEHOLD APPLIANCE, RADIO, TELEVISION, MUSIC STORES | 33 | 21 | 3 328 | 2 856 | 400 | 7 560 | 100 | 29 |

Standard Notes: - Represents zero. (D) Withheld to avoid disclosure. (NA) Not available. (X) Not applicable. ^rRevised.
 *Nonstore retailers, part of SIC major group 53, are shown separately in this table.

TABLE 5. Counties With 500 Establishments or More: 1963-Continued

| SIC code | County and kind of business | Establishments | | Sales | | Payroll, entire year (\$1,000) | Payroll, workweek ended nearest Nov. 15 (dollars) | Paid employees, workweek ended nearest Nov. 15 (number) | Active proprietors of unincorporated businesses (number) |
|--|--|----------------|-----------------------|-------------------------------------|---------------------------------------|--------------------------------|---|---|--|
| | | Total (number) | With payroll (number) | Total, all establishments (\$1,000) | Establishments with payroll (\$1,000) | | | | |
| <u>CHEMUNG COUNTY--CONTINUED</u> | | | | | | | | | |
| EATING, DRINKING PLACES | | | | | | | | | |
| 58 | TOTAL | 227 | 191 | 10 144 | 9 588 | 1 805 | 39 095 | 954 | 245 |
| 5812 | EATING PLACES | 124 | 88 | 5 971 | 5 415 | 1 254 | 27 195 | 718 | 136 |
| 5813 | DRINKING PLACES (ALCOHOLIC BEVERAGES) | 103 | 103 | 4 173 | 4 173 | 551 | 11 900 | 236 | 109 |
| DRUG STORES, PROPRIETARY STORES | | | | | | | | | |
| 59PT(591) | TOTAL | 19 | 17 | 2 972 | 2 898 | 470 | 8 785 | 105 | 12 |
| 591 | DRUG STORES | 16 | 14 | 2 748 | 2 674 | 450 | 8 407 | 97 | 9 |
| | PROPRIETARY STORES | 3 | 3 | 224 | 224 | 20 | 378 | 8 | 3 |
| OTHER RETAIL STORES | | | | | | | | | |
| 59 EX.591 | TOTAL | 130 | 84 | 8 006 | 7 346 | 949 | 18 391 | 259 | 122 |
| 592 | LIQUOR STORES | 18 | 18 | 1 326 | 1 302 | 70 | 1 311 | 31 | 23 |
| 593 | ANTIQUA STORES, SECONDHANO STORES | 10 | 6 | 153 | 113 | 28 | 565 | 11 | 10 |
| 594 | BOOK, STATIONERY STORES | 2 | 2 | (0) | (0) | (0) | (0) | (0) | (0) |
| 595 | SPORTING GOODS STORES, BICYCLE SHOPS | 9 | 5 | 574 | 524 | 66 | 1 529 | 23 | 8 |
| 596 | FARM, GARDEN SUPPLY STORES, INCLUDING FEEO STORES | 7 | 5 | 1 666 | 1 654 | 113 | 2 097 | 24 | 5 |
| 597 | JEWELRY STORES | 13 | 11 | 1 130 | 1 108 | 227 | 4 412 | 54 | 6 |
| 598 | FUEL, ICE DEALERS | 15 | 9 | 909 | 821 | 164 | 2 805 | 35 | 11 |
| 599 | OTHER STORES | 56 | 28 | (0) | (0) | (0) | (0) | (0) | (0) |
| NONSTORE RETAILERS* | | | | | | | | | |
| 53 PART* | TOTAL | 42 | 18 | 4 636 | 4 464 | 818 | 16 375 | 200 | 30 |
| <u>CHENANGO COUNTY</u> | | | | | | | | | |
| RETAIL TRADE, TOTAL | | | | | | | | | |
| | | 534 | 346 | 63 221 | 58 907 | 5 771 | 112 454 | 1 724 | 527 |
| LUMBER, BUILDING MATERIALS, HAROWARE, FARM EQUIPMENT DEALERS | | | | | | | | | |
| 52 | TOTAL | 40 | 34 | 4 363 | 4 231 | 603 | 12 337 | 163 | 35 |
| 521 | LUMBER AND OTHER BUILDING MATERIALS DEALERS | 6 | 6 | (0) | (0) | (0) | (0) | (0) | (0) |
| 522-524 | HEATING, PLUMBING, PAINT, ELECTRICAL STORES | 8 | 2 | (0) | (0) | (0) | (0) | (0) | (0) |
| 5251 | HAROWARE STORES | 14 | 14 | 796 | 796 | 144 | 2 903 | 44 | 12 |
| 5252 | FARM EQUIPMENT DEALERS | 12 | 12 | 1 337 | 1 337 | 72 | 1 535 | 26 | 15 |
| GENERAL MERCHANOISE GROUP STORES* | | | | | | | | | |
| 53 PART* | TOTAL | 26 | 18 | 4 965 | 4 847 | 540 | 9 953 | 185 | 29 |
| 531 | DEPARTMENT STORES | 2 | 2 | (0) | (0) | (0) | (0) | (0) | (0) |
| 533 | LIMITED PRICE VARIETY STORES | 10 | 8 | 1 139 | 1 131 | 169 | 3 154 | 65 | 9 |
| 539 | MISCELLANEOUS GENERAL MERCHANDISE STORES | 14 | 8 | (0) | (0) | (0) | (0) | (0) | (0) |
| FOOD STORES | | | | | | | | | |
| 54 | TOTAL | 76 | 42 | 14 129 | 12 907 | 843 | 16 496 | 289 | 70 |
| 541 | GROCERY STORES, INCLUDING DELICATESSENS | 64 | 34 | 13 860 | 12 672 | 797 | 15 137 | 268 | 56 |
| 542 | MEAT MARKETS, FISH (SEAFOOD) MARKETS | 2 | - | - | - | - | - | - | - |
| 543 | FRUIT STORES, VEGETABLE MARKETS | - | - | 16 | - | - | - | - | 2 |
| 544 | CANDY, NUT, CONFECTIONERY STORES | 3 | 1 | (0) | (0) | (0) | (0) | (0) | (0) |
| 545-549 | OTHER FOOD STORES | 7 | 7 | (0) | (0) | (0) | (0) | (0) | (0) |
| AUTOMOTIVE DEALERS | | | | | | | | | |
| 55 EX.554 | TOTAL | 40 | 28 | 12 272 | 11 944 | 1 082 | 19 868 | 230 | 34 |
| GASLINE SERVICE STATIONS | | | | | | | | | |
| 55PT(554) | TOTAL | 62 | 36 | 3 647 | 2 919 | 228 | 4 530 | 90 | 70 |
| APPAREL, ACCESSORY STORES | | | | | | | | | |
| 56 | TOTAL | 29 | 17 | 1 860 | 1 698 | 201 | 3 750 | 64 | 27 |
| 561,567 | MEN'S, BOYS' APPAREL STORES, CUSTOM TAILORS | 6 | 4 | 354 | 330 | 48 | 908 | 10 | 5 |
| 562-3,568 | WOMEN'S CLOTHING, SPECIALTY STORES | 7 | 5 | 583 | 567 | 64 | 1 289 | 27 | 6 |
| 562 | WOMEN'S READY-TO-WEAR STORES | 5 | 5 | 567 | 567 | 64 | 1 289 | 27 | 4 |
| 563,568 | WOMEN'S ACCESSORY, SPECIALTY STORES, FURRIERS | 2 | - | 16 | - | - | - | - | 2 |
| 565 | FAMILY CLOTHING STORES | 8 | 4 | 534 | 482 | 36 | 654 | 14 | 9 |
| 566 | SHOE STORES | 7 | 3 | (0) | (0) | (0) | (0) | (0) | (0) |
| 564,569 | OTHER APPAREL, ACCESSORY STORES | 1 | 1 | (0) | (0) | (0) | (0) | (0) | (0) |
| FURNITURE, HOME FURNISHINGS, EQUIPMENT STORES | | | | | | | | | |
| 57 | TOTAL | 24 | 16 | 1 249 | 1 137 | 175 | 3 314 | 46 | 23 |
| 571 | FURNITURE, HOME FURNISHINGS STORES | 16 | 10 | 861 | 793 | 131 | 2 292 | 35 | 14 |
| 572,573 | HOUSEHOLD APPLIANCE, RADIO, TELEVISION, MUSIC STORES | 8 | 6 | 388 | 344 | 44 | 1 022 | 11 | 9 |
| EATING, DRINKING PLACES | | | | | | | | | |
| 58 | TOTAL | 91 | 67 | 3 987 | 3 503 | 705 | 14 881 | 315 | 102 |
| 5812 | EATING PLACES | 61 | 39 | 2 686 | 2 220 | 529 | 10 808 | 233 | 68 |
| 5813 | DRINKING PLACES (ALCOHOLIC BEVERAGES) | 30 | 28 | 1 301 | 1 283 | 176 | 4 073 | 82 | 34 |

Standard Notes: - Represents zero. (D) Withheld to avoid disclosure. (NA) Not available. (X) Not applicable.
 *Nonstore retailers, part of SIC major group 53, are shown separately in this table.

TABLE 5. Counties With 500 Establishments or More: 1963-Continued

| SIC code | County and kind of business | Establishments | | Sales | | Payroll, entire year (\$1,000) | Payroll, workweek ended nearest Nov. 15 (dollars) | Paid employees, workweek ended nearest Nov. 15 (number) | Active proprietors of unincorporated businesses (number) |
|---|--|----------------|-----------------------|-------------------------------------|---------------------------------------|--------------------------------|---|---|--|
| | | Total (number) | With payroll (number) | Total, all establishments (\$1,000) | Establishments with payroll (\$1,000) | | | | |
| CHENANGO COUNTY--CONTINUED | | | | | | | | | |
| DRUG STORES, PROPRIETARY STORES | | | | | | | | | |
| S9PT(591) | TOTAL | 15 | 13 | 1 222 | 1 166 | 128 | 2 745 | 49 | 17 |
| S91 | DRUG STORES | 15 | 13 | 1 222 | 1 166 | 128 | 2 745 | 49 | 17 |
| | PROPRIETARY STORES | - | - | - | - | - | - | - | - |
| OTHER RETAIL STORES | | | | | | | | | |
| S9 EX.S91 | TOTAL | 112 | 72 | 14 642 | (D) | (D) | (D) | (D) | (D) |
| S92 | LIQUOR STORES | 11 | 7 | 541 | 345 | 21 | 321 | 10 | 12 |
| S93 | ANTIQUA STORES; SECONHAND STORES | 6 | - | 26 | - | - | - | - | 6 |
| S94 | BOOK; STATIONERY STORES | 1 | 1 | (D) | (D) | (D) | (D) | (D) | (D) |
| S95 | SPORTING GOODS STORES; BICYCLE SHOPS | 1 | 1 | (D) | (D) | (D) | (D) | (D) | (D) |
| S96 | FARM; GARDEN SUPPLY STORES; INCLUDING FEED STORES | 31 | 25 | 8 999 | 8 787 | 710 | 13 326 | 136 | 25 |
| S97 | JEWELRY STORES | 5 | 5 | 187 | 187 | 22 | 428 | 7 | 5 |
| S98 | FUEL; ICE DEALERS | 21 | 19 | 3 757 | 3 637 | 379 | 7 822 | 87 | 16 |
| S99 | OTHER STORES | 36 | 14 | (D) | (D) | (D) | (D) | (D) | (D) |
| NONSTORE RETAILERS* | | | | | | | | | |
| S3 PART* | TOTAL | 19 | 3 | 885 | (D) | (D) | (D) | (D) | (D) |
| CLINTON COUNTY | | | | | | | | | |
| RETAIL TRADE, TOTAL | | | | | | | | | |
| | | 685 | 481 | 86 244 | 81 254 | 8 433 | 166 181 | 2 819 | 627 |
| LUMBER; BUILDING MATERIALS; HARDWARE; FARM EQUIPMENT DEALERS | | | | | | | | | |
| S2 | TOTAL | 39 | 33 | 4 429 | 4 351 | 495 | 10 033 | 143 | 35 |
| S21 | LUMBER AND OTHER BUILDING MATERIALS DEALERS | 16 | 12 | 1 913 | 1 841 | 250 | 5 168 | 72 | 14 |
| S22-S24 | HEATING; PLUMBING; PAINT; ELECTRICAL STORES | 6 | 6 | 597 | 597 | 78 | 2 164 | 28 | 3 |
| S251 | HARDWARE STORES | 4 | 4 | 317 | 317 | 42 | 817 | 13 | 4 |
| S252 | FARM EQUIPMENT DEALERS | 13 | 11 | 1 602 | 1 596 | 125 | 1 884 | 30 | 14 |
| GENERAL MERCHANDISE GROUP STORES* | | | | | | | | | |
| S3 PART* | TOTAL | 33 | 29 | 11 128 | 11 094 | 1 432 | 27 817 | 471 | 14 |
| S31 | DEPARTMENT STORES | 2 | 2 | (D) | (D) | (D) | (D) | (D) | (D) |
| S33 | LIMITED PRICE VARIETY STORES | 11 | 11 | 3 765 | 3 765 | 583 | 10 788 | 218 | 3 |
| S39 | MISCELLANEOUS GENERAL MERCHANDISE STORES | 20 | 16 | (D) | (D) | (D) | (D) | (D) | (D) |
| FOOD STORES | | | | | | | | | |
| S4 | TOTAL | 130 | 64 | 22 222 | 19 916 | 1 343 | 25 158 | 367 | 125 |
| S41 | GROCERY STORES; INCLUDING DELICATESSENS | 122 | 58 | 21 761 | 19 473 | 1 298 | 24 040 | 345 | 118 |
| S42 | MEAT MARKETS; FISH (SEAFOOD) MARKETS | - | - | - | - | - | - | - | - |
| S43 | FRUIT STORES; VEGETABLE MARKETS | - | - | - | - | - | - | - | - |
| S44 | CANDY; NUT; CONFECTIONERY STORES | - | - | (D) | (D) | (D) | (D) | (D) | (D) |
| S45-S49 | OTHER FOOD STORES | 8 | 6 | (D) | (D) | (D) | (D) | (D) | (D) |
| AUTOMOTIVE DEALERS | | | | | | | | | |
| S5 EX.S54 | TOTAL | 65 | 49 | 20 799 | 20 273 | 1 670 | 32 158 | 352 | 44 |
| GASOLINE SERVICE STATIONS | | | | | | | | | |
| S5PT(554) | TOTAL | 77 | 51 | 4 192 | 3 696 | 301 | 6 178 | 111 | 83 |
| APPAREL; ACCESSORY STORES | | | | | | | | | |
| S6 | TOTAL | 40 | 36 | 3 096 | 3 056 | 437 | 8 079 | 135 | 25 |
| S61-S67 | MEN'S; BOYS' APPAREL STORES; CUSTOM TAILORS | 5 | 5 | 604 | 604 | 78 | 1 491 | 22 | 2 |
| S62-S68 | WOMEN'S CLOTHING; SPECIALTY STORES | 16 | 16 | 1 275 | 1 275 | 204 | 4 045 | 72 | 11 |
| S62 | WOMEN'S READY-TO-WEAR STORES | 11 | 11 | 1 087 | 1 087 | 176 | 3 392 | 60 | 10 |
| S63-S68 | WOMEN'S ACCESSORY; SPECIALTY STORES; FURRIERS | 5 | 5 | 188 | 188 | 28 | 653 | 12 | 1 |
| S65 | FAMILY CLOTHING STORES | 6 | 2 | 112 | (D) | (D) | (D) | (D) | (D) |
| S66 | SHOE STORES | 11 | 11 | 1 039 | 1 039 | 141 | 2 275 | 34 | 5 |
| S64-S69 | OTHER APPAREL; ACCESSORY STORES | 2 | 2 | (D) | (D) | (D) | (D) | (D) | (D) |
| FURNITURE; HOME FURNISHINGS; EQUIPMENT STORES | | | | | | | | | |
| S7 | TOTAL | 25 | 17 | 2 816 | 2 640 | 427 | 7 983 | 87 | 20 |
| S71 | FURNITURE; HOME FURNISHINGS STORES | 17 | 13 | 2 189 | 2 125 | 336 | 6 248 | 65 | 14 |
| S72-S73 | HOUSEHOLD APPLIANCE; RADIO; TELEVISION; MUSIC STORES | 8 | 4 | 627 | 515 | 91 | 1 735 | 22 | 6 |
| EATING; DRINKING PLACES | | | | | | | | | |
| S8 | TOTAL | 140 | 114 | 6 023 | 5 633 | 1 311 | 30 080 | 868 | 166 |
| S812 | EATING PLACES | 93 | 69 | 4 235 | 3 873 | 991 | 23 623 | 720 | 113 |
| S813 | DRINKING PLACES (ALCOHOLIC BEVERAGES) | 47 | 45 | 1 788 | 1 760 | 320 | 6 457 | 148 | 53 |
| DRUG STORES, PROPRIETARY STORES | | | | | | | | | |
| S9PT(591) | TOTAL | 12 | 10 | 1 523 | 1 451 | 202 | 4 022 | 64 | 6 |
| S91 | DRUG STORES | 12 | 10 | 1 523 | 1 451 | 202 | 4 022 | 64 | 6 |
| | PROPRIETARY STORES | - | - | - | - | - | - | - | - |

Standard Notes: - Represents zero. (D) Withheld to avoid disclosure. (NA) Not available. (X) Not applicable.
 *Nonstore retailers, part of SIC major group 53, are shown separately in this table.

TABLE 5. Counties With 500 Establishments or More: 1963-Continued

| SIC code | County and kind of business | Establishments | | Sales | | Payroll, entire year (\$1,000) | Payroll, workweek ended nearest Nov. 15 (dollars) | Paid employees, workweek ended nearest Nov. 15 (number) | Active proprietors of unincorporated businesses (number) |
|--|--|----------------|-----------------------|-------------------------------------|---------------------------------------|--------------------------------|---|---|--|
| | | Total (number) | With payroll (number) | Total, all establishments (\$1,000) | Establishments with payroll (\$1,000) | | | | |
| <u>CLINTON COUNTY--CONTINUED</u> | | | | | | | | | |
| OTHER RETAIL STORES | | | | | | | | | |
| 59 EX.591 | TOTAL | 96 | 74 | 9 077 | 8 417 | 742 | 13 299 | 203 | 83 |
| 592 | LIQUOR STORES | 13 | 13 | 1 032 | 1 032 | 64 | 1 186 | 26 | 14 |
| 593 | ANTIQUe STORES, SECONDHAND STORES | 5 | 3 | 236 | (0) | (0) | (0) | (0) | (0) |
| 594 | BOOK, STATIONERY STORES | 1 | 1 | (0) | (0) | (0) | (0) | (0) | (0) |
| 595 | SPORTING GOODS STORES, BICYCLE SHOPS | 4 | 2 | (0) | (0) | (0) | (0) | (0) | (0) |
| 596 | FARM, GARDEN SUPPLY STORES, INCLUDING FEEO STORES | 13 | 13 | 3 088 | 3 088 | 184 | 3 030 | 38 | 6 |
| 597 | JEWELRY STORES | 9 | 5 | 455 | 297 | 53 | 1 080 | 16 | 8 |
| 598 | FUEL, ICE DEALERS | 36 | 24 | 3 462 | 3 012 | 321 | 5 712 | 78 | 31 |
| 599 | OTHER STORES | 15 | 13 | 618 | 586 | 85 | 1 574 | 28 | 16 |
| NONSTORE RETAILERS* | | | | | | | | | |
| 53 PART* | TOTAL | 28 | 4 | 939 | 727 | 73 | 1 374 | 18 | 26 |
| <u>COLUMBIA COUNTY</u> | | | | | | | | | |
| RETAIL TRADE, TOTAL | | | | | | | | | |
| | | 645 | 385 | 61 592 | 55 790 | 6 014 | 119 678 | 1 801 | 619 |
| LUMBER, BUILDING MATERIALS, HARDWARE, FARM EQUIPMENT DEALERS | | | | | | | | | |
| 52 | TOTAL | 44 | 38 | 5 748 | 5 704 | 728 | 15 467 | 178 | 27 |
| 521 | LUMBER AND OTHER BUILDING MATERIALS DEALERS | 18 | 16 | 3 270 | 3 256 | 423 | 9 406 | 101 | 13 |
| 522-524 | HEATING, PLUMBING, PAINT, ELECTRICAL STORES | 6 | 4 | 382 | 366 | 51 | 1 083 | 14 | 5 |
| 5251 | HARDWARE STORES | 7 | 7 | 455 | 455 | 88 | 1 637 | 23 | 3 |
| 5252 | FARM EQUIPMENT DEALERS | 13 | 11 | 1 641 | 1 627 | 166 | 3 341 | 40 | 6 |
| GENERAL MERCHANDISE GROUP STORES* | | | | | | | | | |
| 53 PART* | TOTAL | 20 | 16 | 3 202 | 3 146 | 499 | 9 210 | 176 | 15 |
| 531 | DEPARTMENT STORES | 1 | 1 | (0) | (0) | (0) | (0) | (0) | (0) |
| 533 | LIMITED PRICE VARIETY STORES | 5 | 5 | 1 654 | 1 654 | 256 | 4 755 | 103 | 1 |
| 539 | MISCELLANEOUS GENERAL MERCHANDISE STORES | 14 | 10 | (0) | (0) | (0) | (0) | (0) | (0) |
| FOOD STORES | | | | | | | | | |
| 54 | TOTAL | 125 | 53 | 16 179 | 13 667 | 946 | 18 458 | 279 | 133 |
| 541 | GROCERY STORES, INCLUDING DELICATESSENS | 99 | 43 | 15 122 | 12 998 | 857 | 17 088 | 248 | 98 |
| 542 | MEAT MARKETS, FISH (SEAFOOD) MARKETS | 8 | - | 232 | - | - | - | - | 12 |
| 543 | FRUIT STORES, VEGETABLE MARKETS | 2 | - | 26 | - | - | - | - | 4 |
| 544 | CANDY, NUT, CONFECTIONERY STORES | 7 | 3 | 253 | 205 | 17 | 261 | 9 | 9 |
| 545-549 | OTHER FOOD STORES | 9 | 7 | 546 | 464 | 72 | 1 109 | 22 | 10 |
| AUTOMOTIVE DEALERS | | | | | | | | | |
| 55 EX.554 | TOTAL | 29 | 21 | 12 632 | 12 498 | 1 150 | 21 598 | 230 | 16 |
| GASOLINE SERVICE STATIONS | | | | | | | | | |
| 55PT(554) | TOTAL | 71 | 45 | 3 448 | 2 616 | 196 | 3 814 | 72 | 82 |
| APPAREL, ACCESSORY STORES | | | | | | | | | |
| 56 | TOTAL | 29 | 27 | 2 188 | 2 164 | 277 | 4 971 | 95 | 23 |
| 561,567 | MEN'S, BOYS' APPAREL STORES, CUSTOM TAILORS | 4 | 4 | 451 | 451 | 84 | 1 172 | 22 | 1 |
| 562-3,568 | WOMEN'S CLOTHING, SPECIALTY STORES | 14 | 12 | 863 | 847 | 91 | 1 786 | 42 | 15 |
| 562 | WOMEN'S READY-TO-WEAR STORES | 11 | 9 | 802 | 786 | 82 | 1 626 | 37 | 12 |
| 563,568 | WOMEN'S ACCESSORY, SPECIALTY STORES, FURRIERS | 3 | 3 | 61 | 61 | 9 | 160 | 5 | 3 |
| 565 | FAMILY CLOTHING STORES | 2 | 2 | (0) | (0) | (0) | (0) | (0) | (0) |
| 566 | SHOE STORES | 6 | 6 | 514 | 514 | 72 | 1 476 | 20 | 2 |
| 564,569 | OTHER APPAREL, ACCESSORY STORES | 3 | 3 | (0) | (0) | (0) | (0) | (0) | (0) |
| FURNITURE, HOME FURNISHINGS, EQUIPMENT STORES | | | | | | | | | |
| 57 | TOTAL | 23 | 19 | 1 562 | 1 526 | 246 | 4 350 | 61 | 17 |
| 571 | FURNITURE, HOME FURNISHINGS STORES | 9 | 7 | 641 | 619 | 119 | 1 949 | 24 | 4 |
| 572,573 | HOUSEHOLD APPLIANCE, RADIO, TELEVISION, MUSIC STORES | 14 | 12 | 921 | 907 | 127 | 2 401 | 37 | 13 |
| EATING, DRINKING PLACES | | | | | | | | | |
| 58 | TOTAL | 152 | 86 | 5 210 | 4 338 | 872 | 18 658 | 412 | 172 |
| 5812 | EATING PLACES | 109 | 55 | 3 751 | 3 055 | 727 | 15 893 | 341 | 122 |
| 5813 | DRINKING PLACES (ALCOHOLIC BEVERAGES) | 43 | 31 | 1 459 | 1 283 | 145 | 2 765 | 71 | 50 |
| DRUG STORES, PROPRIETARY STORES | | | | | | | | | |
| 59PT(591) | TOTAL | 18 | 16 | 1 633 | 1 577 | 234 | 4 772 | 60 | 16 |
| 591 (| DRUG STORES | 18 | 16 | 1 633 | 1 577 | 234 | 4 772 | 60 | 16 |
| (| PROPRIETARY STORES | - | - | - | - | - | - | - | - |
| OTHER RETAIL STORES | | | | | | | | | |
| 59 EX.591 | TOTAL | 114 | 58 | 7 868 | 6 826 | 705 | 14 535 | 190 | 101 |
| 592 | LIQUOR STORES | 13 | 5 | 737 | 291 | 24 | 492 | 11 | 13 |
| 593 | ANTIQUe STORES, SECONDHAND STORES | 20 | 2 | 188 | (0) | (0) | (0) | (0) | (0) |
| 594 | BOOK, STATIONERY STORES | 4 | 2 | 175 | (0) | (0) | (0) | (0) | (0) |

Standard Notes: - Represents zero. (D) Withheld to avoid disclosure. (NA) Not available. (X) Not applicable.

*Nonstore retailers, part of SIC major group 53, are shown separately in this table.

TABLE 5. Counties With 500 Establishments or More: 1963-Continued

| SIC code | County and kind of business | Establishments | | Sales | | Payroll, entire year (\$1,000) | Payroll, workweek ended nearest Nov. 15 (dollars) | Paid employees, workweek ended nearest Nov. 15 (number) | Active proprietors of unincorporated businesses (number) |
|--|--|----------------|-----------------------|-------------------------------------|---------------------------------------|--------------------------------|---|---|--|
| | | Total (number) | With payroll (number) | Total, all establishments (\$1,000) | Establishments with payroll (\$1,000) | | | | |
| COLUMBIA COUNTY--CONTINUED | | | | | | | | | |
| OTHER RETAIL STORES--CONTINUED | | | | | | | | | |
| 595 | SPORTING GOODS STORES, BICYCLE SHOPS | 6 | 2 | (D) | (D) | (D) | (D) | (D) | (D) |
| 596 | FARM, GARDEN SUPPLY STORES, INCLUDING FEED STORES. | 11 | 11 | 2 848 | 2 848 | 216 | 4 363 | 51 | 2 |
| 597 | JEWELRY STORES | 2 | 2 | (D) | (D) | (D) | (D) | (D) | (D) |
| 598 | FUEL, ICE DEALERS | 22 | 18 | 2 372 | 2 330 | 302 | 6 546 | 71 | 18 |
| 599 | OTHER STORES | 36 | 16 | 1 130 | 796 | 69 | 1 420 | 32 | 40 |
| NONSTORE RETAILERS* | | | | | | | | | |
| 53 PART* | TOTAL | 20 | 6 | 1 922 | 1 728 | 161 | 3 845 | 48 | 17 |
| DELAWARE COUNTY | | | | | | | | | |
| RETAIL TRADE, TOTAL | | | | | | | | | |
| | | 603 | 387 | 64 401 | 59 215 | 6 107 | 117 716 | 1 807 | 580 |
| LUMBER, BUILDING MATERIALS, HARDWARE, FARM EQUIPMENT DEALERS | | | | | | | | | |
| 52 | TOTAL | 43 | 31 | 3 548 | 3 274 | 415 | 9 115 | 115 | 36 |
| 521 | LUMBER AND OTHER BUILDING MATERIALS DEALERS | 18 | 12 | 1 527 | 1 377 | 187 | 3 849 | 52 | 11 |
| 522-524 | HEATING, PLUMBING, PAINT, ELECTRICAL STORES | 6 | 4 | 163 | 149 | 30 | 443 | 6 | 7 |
| 5251 | HARDWARE STORES | 7 | 7 | 402 | 402 | 64 | 2 008 | 23 | 6 |
| 5252 | FARM EQUIPMENT DEALERS | 12 | 8 | 1 456 | 1 346 | 134 | 2 815 | 34 | 12 |
| GENERAL MERCHANDISE GROUP STORES* | | | | | | | | | |
| 53 PART* | TOTAL | 21 | 17 | 1 893 | 1 821 | 221 | 4 850 | 94 | 22 |
| 531 | DEPARTMENT STORES | 1 | 1 | (D) | (D) | (D) | (D) | (D) | (D) |
| 533 | LIMITED PRICE VARIETY STORES | 5 | 5 | 695 | 695 | 119 | 2 193 | 32 | 3 |
| 539 | MISCELLANEOUS GENERAL MERCHANDISE STORES | 15 | 11 | (D) | (D) | (D) | (D) | (D) | (D) |
| FOOD STORES | | | | | | | | | |
| 54 | TOTAL | 111 | 59 | 16 030 | 14 240 | 994 | 19 180 | 303 | 98 |
| 541 | GROCERY STORES, INCLUDING DELICATESSENS | 88 | 48 | 15 275 | 13 633 | 930 | 17 810 | 276 | 73 |
| 542 | MEAT MARKETS, FISH (SEAFOOD) MARKETS | 7 | 3 | 197 | (D) | (D) | (D) | (D) | (D) |
| 543 | FRUIT STORES, VEGETABLE MARKETS | 3 | - | - | - | - | - | - | - |
| 544 | CANDY, NUT, CONFECTIONERY STORES | 1 | 1 | 58 | (D) | (D) | (D) | (D) | (D) |
| 545-549 | OTHER FOOD STORES | 13 | 7 | 500 | 448 | 49 | 944 | 20 | 16 |
| AUTOMOTIVE DEALERS | | | | | | | | | |
| 55 EX.554 | TOTAL | 35 | 31 | 14 987 | 14 623 | 1 421 | 25 584 | 298 | 21 |
| GASOLINE SERVICE STATIONS | | | | | | | | | |
| 55PT(554) | TOTAL | 74 | 36 | 3 764 | 2 720 | 212 | 4 158 | 87 | 84 |
| APPAREL, ACCESSORY STORES | | | | | | | | | |
| 56 | TOTAL | 36 | 28 | 3 338 | 3 208 | 575 | 10 852 | 217 | 39 |
| 561-567 | MEN'S, BOYS' APPAREL STORES, CUSTOM TAILORS | 5 | 5 | 343 | 343 | 40 | 605 | 9 | 5 |
| 562-3,568 | WOMEN'S CLOTHING, SPECIALTY STORES | 17 | 13 | 875 | 847 | 82 | 1 610 | 38 | 20 |
| 562 | WOMEN'S READY-TO-WEAR STORES | 16 | 12 | (D) | (D) | (D) | (D) | (D) | (D) |
| 563-568 | WOMEN'S ACCESSORY, SPECIALTY STORES, FURRIERS | 1 | 1 | (D) | (D) | (D) | (D) | (D) | (D) |
| 565 | FAMILY CLOTHING STORES | 8 | 4 | (D) | (D) | (D) | (D) | (D) | (D) |
| 566 | SHOE STORES | 5 | 5 | 278 | 278 | 26 | 565 | 11 | 5 |
| 564-569 | OTHER APPAREL, ACCESSORY STORES | 1 | 1 | (D) | (D) | (D) | (D) | (D) | (D) |
| FURNITURE, HOME FURNISHINGS, EQUIPMENT STORES | | | | | | | | | |
| 57 | TOTAL | 29 | 19 | 1 891 | 1 787 | 307 | 6 257 | 80 | 26 |
| 571 | FURNITURE, HOME FURNISHINGS STORES | 16 | 12 | 968 | 954 | 147 | 3 017 | 41 | 15 |
| 572-573 | HOUSEHOLD APPLIANCE, RADIO, TELEVISION, MUSIC STORES | 13 | 7 | 923 | 833 | 160 | 3 240 | 39 | 11 |
| EATING, DRINKING PLACES | | | | | | | | | |
| 58 | TOTAL | 116 | 86 | 3 567 | 3 167 | 604 | 13 744 | 307 | 132 |
| 5812 | EATING PLACES | 81 | 55 | 2 172 | 1 844 | 414 | 9 195 | 217 | 91 |
| 5813 | DRINKING PLACES (ALCOHOLIC BEVERAGES) | 35 | 31 | 1 395 | 1 323 | 190 | 4 549 | 90 | 41 |
| DRUG STORES, PROPRIETARY STORES | | | | | | | | | |
| 59PT(591) | TOTAL | 21 | 13 | 1 513 | 1 231 | 166 | 2 507 | 37 | 22 |
| 591 | DRUG STORES | 19 | 13 | 1 495 | 1 231 | 166 | 2 507 | 37 | 20 |
| | PROPRIETARY STORES | 2 | - | 18 | - | - | - | - | 2 |
| OTHER RETAIL STORES | | | | | | | | | |
| 59 EX.591 | TOTAL | 99 | 63 | 13 261 | 12 701 | 1 161 | 20 929 | 261 | 81 |
| 592 | LIQUOR STORES | 9 | 5 | 491 | 329 | 16 | 293 | 6 | 8 |
| 593 | ANTIQUA STORES, SECONDHAND STORES | 8 | - | 106 | - | - | - | - | 8 |
| 594 | BOOK, STATIONERY STORES | - | - | - | - | - | - | - | - |

Standard Notes: - Represents zero. (D) Withheld to avoid disclosure. (NA) Not available. (X) Not applicable.
 *Nonstore retailers, part of SIC major group 53, are shown separately in this table.

TABLE 5. Counties With 500 Establishments or More: 1963-Continued

| SIC code | County and kind of business | Establishments | | Sales | | Payroll, entire year (\$1,000) | Payroll, workweek ended nearest Nov. 15 (dollars) | Paid employees, workweek ended nearest Nov. 15 (number) | Active proprietors of unincorporated businesses (number) |
|--|--|----------------|-----------------------|-------------------------------------|---------------------------------------|--------------------------------|---|---|--|
| | | Total (number) | With payroll (number) | Total, all establishments (\$1,000) | Establishments with payroll (\$1,000) | | | | |
| <u>DELAWARE COUNTY--CONTINUED</u> | | | | | | | | | |
| OTHER RETAIL STORES--CONTINUED | | | | | | | | | |
| 595 | SPORTING GOODS STORES; BICYCLE SHOPS | 8 | - | 66 | - | - | - | - | 8 |
| 596 | FARM; GARDEN SUPPLY STORES; INCLUDING FEEO STORES. | 29 | 27 | 9 561 | 9 555 | 755 | 13 416 | 150 | 11 |
| 597 | JEWELRY STORES | 5 | 3 | 183 | 149 | 22 | 371 | 7 | 6 |
| 598 | FUEL; ICE DEALERS | 19 | 17 | 2 274 | 2 228 | 305 | 5 636 | 73 | 17 |
| 599 | OTHER STORES | 21 | 11 | 580 | 440 | 63 | 1 213 | 25 | 23 |
| NONSTORE RETAILERS* | | | | | | | | | |
| 53 PART* | TOTAL | 18 | 4 | 609 | 443 | 31 | 540 | 8 | 19 |
| <u>DUTCHESS COUNTY</u> | | | | | | | | | |
| RETAIL TRADE, TOTAL | | | | | | | | | |
| | | 1 739 | 1 191 | 247 452 | 231 114 | 26 876 | 529 579 | 7 723 | 1 527 |
| LUMBER; BUILDING MATERIALS; HARDWARE; FARM EQUIPMENT DEALERS | | | | | | | | | |
| 52 | TOTAL | 83 | 65 | 12 147 | 11 521 | 1 517 | 28 171 | 309 | 46 |
| 521 | LUMBER AND OTHER BUILDING MATERIALS DEALERS | 33 | 29 | 7 215 | 6 987 | 960 | 17 519 | 186 | 7 |
| 522-524 | HEATING; PLUMBING; PAINT; ELECTRICAL STORES | 17 | 9 | 1 250 | 984 | 132 | 2 540 | 30 | 16 |
| 5251 | HARDWARE STORES | 24 | 18 | 1 746 | 1 614 | 212 | 3 929 | 45 | 19 |
| 5252 | FARM EQUIPMENT DEALERS | 9 | 9 | 1 936 | 1 936 | 213 | 4 183 | 48 | 4 |
| GENERAL MERCHANDISE GROUP STORES* | | | | | | | | | |
| 53 PART* | TOTAL | 47 | 41 | 28 786 | 28 602 | 4 502 | 79 991 | 1 470 | 30 |
| 531 | DEPARTMENT STORES | 6 | 6 | 21 695 | 21 695 | 3 511 | 61 622 | 1 116 | - |
| 533 | LIMITED PRICE VARIETY STORES | 14 | 14 | 5 010 | 5 010 | 747 | 13 303 | 261 | 9 |
| 539 | MISCELLANEOUS GENERAL MERCHANDISE STORES | 27 | 21 | 2 081 | 1 897 | 244 | 5 066 | 93 | 21 |
| FOOD STORES | | | | | | | | | |
| 54 | TOTAL | 323 | 171 | 63 692 | 57 394 | 4 474 | 83 140 | 1 311 | 314 |
| 541 | GROCERY STORES; INCLUDING DELICATESSENS | 222 | 108 | 56 450 | 51 438 | 3 784 | 67 761 | 1 064 | 215 |
| 542 | MEAT MARKETS; FISH (SEAFOOD) MARKETS | 37 | 21 | 3 450 | 2 550 | 187 | 4 417 | 55 | 37 |
| 543 | FRUIT STORES; VEGETABLE MARKETS | 7 | 3 | 436 | (0) | (0) | (0) | (0) | (0) |
| 544 | CANDY; NUT; CONFECTIONERY STORES | 10 | 8 | 1 206 | 1 148 | 105 | 2 260 | 43 | 4 |
| 545-549 | OTHER FOOD STORES | 47 | 31 | 2 150 | (0) | (0) | (0) | (0) | (0) |
| AUTOMOTIVE DEALERS | | | | | | | | | |
| 55 EX.554 | TOTAL | 89 | 73 | 45 650 | 45 000 | 3 960 | 81 988 | 758 | 59 |
| GASOLINE SERVICE STATIONS | | | | | | | | | |
| 55PT(554) | TOTAL | 180 | 120 | 13 860 | 11 670 | 980 | 20 510 | 319 | 185 |
| APPAREL; ACCESSORY STORES | | | | | | | | | |
| 56 | TOTAL | 132 | 104 | 13 505 | 12 921 | 1 847 | 39 875 | 541 | 92 |
| 561,567 | MEN'S; BOYS' APPAREL STORES; CUSTOM TAILORS | 18 | 16 | 3 392 | 3 380 | 558 | 12 634 | 119 | 11 |
| 562-3,568 | WOMEN'S CLOTHING; SPECIALTY STORES | 65 | 49 | 5 493 | 5 201 | 749 | 16 317 | 243 | 51 |
| 562 | WOMEN'S READY-TO-WEAR STORES | 45 | 35 | 4 522 | 4 298 | 636 | 14 084 | 197 | 36 |
| 563,568 | WOMEN'S ACCESSORY; SPECIALTY STORES; FURRIERS | 20 | 14 | 971 | 903 | 113 | 2 233 | 46 | 15 |
| 565 | FAMILY CLOTHING STORES | 19 | 15 | 1 917 | 1 837 | 209 | 4 396 | 83 | 16 |
| 566 | SHOE STORES | 20 | 16 | 1 982 | 1 834 | 258 | 5 001 | 68 | 7 |
| 564,569 | OTHER APPAREL; ACCESSORY STORES | 10 | 8 | 721 | 669 | 73 | 1 527 | 28 | 7 |
| FURNITURE; HOME FURNISHINGS; EQUIPMENT STORES | | | | | | | | | |
| 57 | TOTAL | 80 | 64 | 8 289 | 8 061 | 1 252 | 25 884 | 299 | 55 |
| 571 | FURNITURE; HOME FURNISHINGS STORES | 47 | 37 | 5 614 | 5 494 | 899 | 19 090 | 215 | 31 |
| 572,573 | HOUSEHOLD APPLIANCE; RADIO; TELEVISION; MUSIC STORES | 33 | 27 | 2 675 | 2 567 | 353 | 6 794 | 84 | 24 |
| EATING; DRINKING PLACES | | | | | | | | | |
| 58 | TOTAL | 381 | 289 | 17 354 | 15 850 | 3 250 | 72 263 | 1 491 | 393 |
| 5812 | EATING PLACES | 243 | 179 | 12 347 | 11 441 | 2 663 | 59 355 | 1 238 | 232 |
| 5813 | DRINKING PLACES (ALCOHOLIC BEVERAGES) | 138 | 110 | 5 007 | 4 409 | 587 | 12 908 | 253 | 161 |
| DRUG STORES; PROPRIETARY STORES | | | | | | | | | |
| 59PT(591) | TOTAL | 62 | 58 | 7 777 | 7 695 | 1 060 | 20 372 | 306 | 40 |
| 591 | DRUG STORES | 60 | 56 | (0) | (0) | (0) | (0) | (0) | (0) |
| (| PROPRIETARY STORES | 2 | 2 | (0) | (0) | (0) | (0) | (0) | (0) |
| OTHER RETAIL STORES | | | | | | | | | |
| 59 EX.591 | TOTAL | 289 | 177 | 31 155 | 28 239 | 3 439 | 65 567 | 763 | 252 |
| 592 | LIQUOR STORES | 35 | 23 | 3 297 | 2 381 | 159 | 3 005 | 42 | 35 |
| 593 | ANTIQUES STORES; SECONHAND STORES | 28 | 8 | 948 | (0) | (0) | (0) | (0) | (0) |
| 594 | BOOK; STATIONERY STORES | 12 | 8 | 936 | (0) | (0) | (0) | (0) | (0) |

Standard Notes: - Represents zero. (D) Withheld to avoid disclosure. (NA) Not available. (X) Not applicable.
 *Nonstore retailers, part of SIC major group 53, are shown separately in this table.

TABLE 5. Counties With 500 Establishments or More: 1963-Continued

| SIC code | County and kind of business | Establishments | | Sales | | Payroll, entire year (\$1,000) | Payroll, workweek ended nearest Nov. 15 (dollars) | Paid employees, workweek ended nearest Nov. 15 (number) | Active proprietors of unincorporated businesses (number) |
|--|--|----------------|-----------------------|-------------------------------------|---------------------------------------|--------------------------------|---|---|--|
| | | Total (number) | With payroll (number) | Total, all establishments (\$1,000) | Establishments with payroll (\$1,000) | | | | |
| OUTCHESS COUNTY--CONTINUED | | | | | | | | | |
| OTHER RETAIL STORES--CONTINUED | | | | | | | | | |
| 595 | SPORTING GOODS STORES; BICYCLE SHOPS | 14 | 6 | 465 | 379 | 38 | 1 049 | 17 | 13 |
| 596 | FARM, GARDEN SUPPLY STORES; INCLUDING FEEO STORES. . . | 30 | 26 | 7 771 | 7 731 | 527 | 9 736 | 103 | 19 |
| 597 | JEWELRY STORES | 25 | 15 | 1 674 | 1 410 | 210 | 3 942 | 57 | 26 |
| 598 | FUEL; ICE DEALERS | 54 | 38 | 11 128 | 10 766 | 1 669 | 30 634 | 275 | 37 |
| 599 | OTHER STORES | 91 | 53 | 4 936 | 4 176 | 642 | 13 051 | 191 | 87 |
| NONSTORE RETAILERS* | | | | | | | | | |
| 53 PART* | TOTAL | 73 | 29 | 5 237 | 4 161 | 595 | 11 818 | 156 | 61 |
| ERIE COUNTY | | | | | | | | | |
| RETAIL TRADE, TOTAL | | | | | | | | | |
| | | 9 425 | 6 579 | 1 402 688 | 1 335 018 | 167 337 | 3 352 987 | 53 546 | 8 288 |
| LUMBER; BUILDING MATERIALS; HARDWARE; FARM EQUIPMENT DEALERS | | | | | | | | | |
| 52 | TOTAL | 415 | 285 | 57 213 | 54 807 | 7 701 | 144 629 | 1 557 | 285 |
| 521 | LUMBER YARDS | 81 | 79 | 26 916 | 26 864 | 3 519 | 63 948 | 619 | 29 |
| | BUILDING MATERIALS DEALERS | 60 | 38 | 8 394 | 8 142 | 1 269 | 25 472 | 256 | 43 |
| 522 | HEATING, PLUMBING EQUIPMENT DEALERS | 24 | 14 | 2 260 | 2 162 | 375 | 7 274 | 74 | 20 |
| 523 | PAINT; GLASS; WALLPAPER STORES | 62 | 36 | 4 245 | 3 669 | 589 | 11 355 | 119 | 48 |
| 524 | ELECTRICAL SUPPLY STORES | 8 | 6 | 1 015 | 1 005 | 121 | 2 703 | 30 | 3 |
| 5251 | HARDWARE STORES | 155 | 93 | 9 219 | 8 023 | 1 325 | 24 667 | 355 | 124 |
| 5252 | FARM EQUIPMENT DEALERS | 25 | 19 | 5 164 | 4 942 | 503 | 9 210 | 104 | 18 |
| GENERAL MERCHANDISE GROUP STORES* | | | | | | | | | |
| 53 PART* | TOTAL | 174 | 160 | 213 503 | 213 365 | 32 110 | 641 829 | 11 706 | 75 |
| 531 | DEPARTMENT STORES | 31 | 31 | 155 169 | 155 169 | 24 696 | 496 974 | 8 800 | 3 |
| 533 | LIMITED PRICE VARIETY STORES | 75 | 71 | (D) | (D) | (D) | (D) | (D) | (D) |
| 539 | GENERAL MERCHANDISE STORES | 51 | 47 | 28 268 | 28 244 | 2 626 | 55 721 | 857 | 26 |
| | DRY GOODS STORES | 8 | 8 | 624 | 624 | 73 | 1 597 | 28 | 9 |
| | SEWING; NEEDLEWORK STORES | 9 | 3 | (D) | (D) | (D) | (D) | (D) | (D) |
| FOOD STORES | | | | | | | | | |
| 54 | TOTAL | 2 004 | 1 076 | 353 752 | 324 334 | 27 507 | 546 109 | 8 603 | 1 920 |
| 541 | GROCERY STORES; INCLUDING DELICATESSENS | 1 342 | 626 | 305 156 | 280 368 | 21 377 | 423 600 | 6 453 | 1 309 |
| 542 | MEAT MARKETS | 190 | 132 | 20 530 | 18 394 | 1 746 | 35 134 | 554 | 191 |
| | FISH (SEAFOOD) MARKETS | 31 | 17 | (D) | (D) | (D) | (D) | (D) | (D) |
| 543 | FRUIT STORES; VEGETABLE MARKETS | 68 | 36 | 4 626 | (D) | (D) | (D) | (D) | (D) |
| 544 | CANDY; NUT; CONFECTIONERY STORES | 120 | 76 | 3 707 | 3 053 | 491 | 10 982 | 216 | 87 |
| 545 | DAIRY PRODUCTS STORES | 57 | 47 | 5 404 | 5 158 | 613 | 10 927 | 230 | 28 |
| 546 | RETAIL BAKERIES | 144 | 120 | 9 338 | 8 850 | 2 383 | 47 838 | 837 | 149 |
| 5462 | RETAIL BAKERIES; MANUFACTURING | 107 | 99 | 7 120 | 6 980 | 2 019 | 40 265 | 687 | 111 |
| 5463 | RETAIL BAKERIES; NONMANUFACTURING | 37 | 21 | 2 218 | 1 870 | 364 | 7 573 | 150 | 38 |
| 549 | EGG AND POULTRY DEALERS | 33 | 15 | (D) | (D) | (D) | (D) | (D) | (D) |
| | OTHER | 19 | 7 | 1 014 | (D) | (D) | (D) | (D) | (D) |
| AUTOMOTIVE DEALERS | | | | | | | | | |
| 55 EX. 554 | TOTAL | 343 | 279 | 266 168 | 264 798 | 23 557 | 455 918 | 4 298 | 184 |
| 551 | PASSENGER CAR DEALERS; FRANCHISED | 142 | 142 | 239 037 | 239 037 | 20 550 | 397 478 | 3 687 | 25 |
| | DOMESTIC CAR DEALERS | 120 | 120 | 215 712 | 215 712 | 18 198 | 348 236 | 3 216 | 20 |
| | IMPORTED CAR DEALERS | 10 | 10 | 5 556 | 5 556 | 699 | 12 353 | 138 | 5 |
| | DOMESTIC AND IMPORTED CAR DEALERS | 12 | 12 | 17 769 | 17 769 | 1 653 | 36 889 | 333 | - |
| 552 | PASSENGER CAR DEALERS; NONFRANCHISED | 82 | 46 | 10 256 | 9 478 | 682 | 12 785 | 145 | 71 |
| 553 | TIRE; BATTERY; ACCESSORY DEALERS | 70 | 56 | 10 711 | 10 391 | 1 780 | 35 332 | 347 | 53 |
| | HOME AND AUTO SUPPLY STORES | 12 | 12 | 1 215 | 1 215 | 165 | 3 237 | 42 | 5 |
| 559 | MISCELLANEOUS AIRCRAFT; MARINE; AUTOMOTIVE DEALERS | 37 | 23 | 4 949 | 4 677 | 380 | 7 086 | 77 | 30 |
| | AIRCRAFT; BOAT; MOTORCYCLE DEALERS | 22 | 14 | (D) | (D) | (D) | (D) | (D) | (D) |
| | HOUSEHOLD TRAILER DEALERS | 14 | 8 | (D) | (D) | (D) | (D) | (D) | (D) |
| | OTHER AUTOMOTIVE DEALERS | 1 | 1 | (D) | (D) | (D) | (D) | (D) | (D) |
| GASOLINE SERVICE STATIONS | | | | | | | | | |
| 55PT(554) | TOTAL | 954 | 752 | 79 214 | 72 838 | 6 682 | 136 392 | 2 266 | 967 |
| APPAREL; ACCESSORY STORES | | | | | | | | | |
| 56 | TOTAL | 598 | 490 | 86 420 | 84 650 | 13 708 | 274 487 | 4 448 | 347 |
| 561,567 | MEN'S; BOYS' APPAREL STORES; CUSTOM TAILORS | 143 | 113 | 22 570 | 22 246 | 4 302 | 85 497 | 1 125 | 95 |
| 561 | MEN'S; BOYS' CLOTHING AND FURNISHINGS STORES | 109 | 101 | 21 496 | 21 310 | 4 075 | 80 689 | 1 055 | 61 |
| 567 | CUSTOM TAILORS | 34 | 12 | 1 074 | 936 | 227 | 4 808 | 70 | 34 |
| 562-3,568 | WOMEN'S CLOTHING; SPECIALTY STORES | 230 | 198 | 44 028 | 43 528 | 6 802 | 132 912 | 2 412 | 122 |
| 562 | WOMEN'S READY-TO-WEAR STORES | 151 | 133 | 36 696 | 36 384 | 5 831 | 113 625 | 2 065 | 80 |
| 563,568 | WOMEN'S ACCESSORY; SPECIALTY STORES; FURRIERS | 79 | 65 | 7 332 | 7 144 | 971 | 19 287 | 347 | 42 |
| 563 | MILLINERY STORES | 25 | 21 | (D) | (D) | (D) | (D) | (D) | (D) |
| | CORSET; LINGERIE STORES | 6 | 2 | (D) | (D) | (D) | (D) | (D) | (D) |
| | HOSIERY STORES | 6 | 6 | 399 | 399 | 57 | 1 181 | 23 | - |
| | APPAREL; ACCESSORY; OTHER SPECIALTY STORES | 19 | 19 | 3 128 | 3 128 | 356 | 6 442 | 148 | 10 |
| 568 | FURRIERS; FUR SHOPS | 23 | 17 | 2 316 | 2 250 | 323 | 6 882 | 88 | 19 |

Standard Notes: - Represents zero. (D) Withheld to avoid disclosure. (NA) Not available. (X) Not applicable.
 *Nonstore retailers, part of SIC major group 53, are shown separately in this table.

TABLE 5. Counties With 500 Establishments or More: 1963-Continued

| SIC code | County and kind of business | Establishments | | Sales | | Payroll, entire year (\$1,000) | Payroll, workweek ended nearest Nov. 15 (dollars) | Paid employees, workweek ended nearest Nov. 15 (number) | Active proprietors of unincorporated businesses (number) |
|---|---|----------------|-----------------------|-------------------------------------|---------------------------------------|--------------------------------|---|---|--|
| | | Total (number) | With payroll (number) | Total, all establishments (\$1,000) | Establishments with payroll (\$1,000) | | | | |
| ERIE COUNTY--CONTINUEO | | | | | | | | | |
| APPAREL, ACCESSORY STORES--CONTINUEO | | | | | | | | | |
| 565 | FAMILY CLOTHING STORES | 40 | 24 | (D) | (D) | (O) | (O) | (O) | (O) |
| 566 | SHOE STORES | 166 | 138 | 14 703 | 14 125 | 2 000 | 41 919 | 674 | 82 |
| | MEN'S SHOE STORES | 19 | 17 | 1 412 | 1 360 | 160 | 2 927 | 41 | 10 |
| | WOMEN'S SHOE STORES | 14 | 14 | 2 495 | 2 495 | 378 | 7 071 | 86 | 3 |
| | CHILDREN'S, JUVENILES' SHOE STORES | 12 | 10 | 752 | 726 | 108 | 2 287 | 33 | 9 |
| 564 | FAMILY SHOE STORES | 121 | 97 | 10 044 | 9 544 | 1 354 | 29 634 | 514 | 60 |
| | CHILDREN'S, INFANTS' WEAR STORES | 15 | 15 | (O) | (D) | (O) | (O) | (D) | (O) |
| 569 | MISCELLANEOUS APPAREL, ACCESSORY STORES | 4 | 2 | (O) | (O) | (O) | (O) | (O) | (O) |
| FURNITURE, HOME FURNISHINGS, EQUIPMENT STORES | | | | | | | | | |
| 57 | TOTAL | 500 | 364 | 57 763 | 54 781 | 8 510 | 165 234 | 1 928 | 322 |
| 571 | FURNITURE, HOME FURNISHINGS STORES | 292 | 204 | 34 219 | 32 173 | 5 576 | 107 900 | 1 220 | 193 |
| 5712 | FURNITURE STORES | 185 | 127 | 25 775 | 24 289 | 3 932 | 74 791 | 823 | 117 |
| 5713 | FLOOR COVERING STORES | 63 | 47 | 6 227 | 5 993 | 1 329 | 26 218 | 278 | 40 |
| 5714 | DRAPERY, CURTAIN, UPHOLSTERY STORES | 27 | 19 | 839 | 777 | 152 | 3 540 | 56 | 23 |
| 5715 | CHINA, GLASSWARE, METALWARE STORES | 12 | 8 | 1 217 | (O) | (D) | (O) | (O) | (O) |
| 5719 | MISCELLANEOUS HOME FURNISHINGS STORES | 5 | 3 | 161 | (O) | (O) | (O) | (O) | (O) |
| 572 | HOUSEHOLD APPLIANCE STORES | 101 | 85 | 14 203 | 13 975 | 1 566 | 29 916 | 355 | 51 |
| 5732 | RADIO, TELEVISION STORES | 52 | 42 | 4 420 | 4 284 | 621 | 14 004 | 143 | 40 |
| 5733 | MUSIC STORES | 55 | 33 | 4 921 | 4 349 | 747 | 13 414 | 210 | 38 |
| | RECORD SHOPS | 27 | 17 | 1 341 | (D) | (D) | (D) | (D) | (D) |
| | MUSICAL INSTRUMENT STORES | 28 | 16 | 3 580 | (O) | (D) | (O) | (D) | (D) |
| EATING, DRINKING PLACES | | | | | | | | | |
| 58 | TOTAL | 2 450 | 1 966 | 123 366 | 114 222 | 26 277 | 564 408 | 12 498 | 2 488 |
| 5812 | EATING PLACES | 1 376 | 1 002 | 79 210 | 72 732 | 19 478 | 417 332 | 9 254 | 1 264 |
| | RESTAURANTS, LUNCHROOMS | 1 019 | 701 | 58 104 | 52 550 | 14 354 | 310 743 | 6 946 | 970 |
| | CAFETERIAS | 57 | 57 | 4 990 | 4 990 | 1 674 | 34 444 | 658 | 15 |
| | REFRESHMENT PLACES | 230 | 178 | 10 382 | 9 534 | 1 976 | 40 180 | 974 | 217 |
| | CATERERS | 70 | 66 | 5 734 | 5 658 | 1 474 | 31 965 | 676 | 62 |
| 5813 | DRINKING PLACES (ALCOHOLIC BEVERAGES) | 1 074 | 964 | 44 156 | 41 490 | 6 799 | 147 076 | 3 244 | 1 224 |
| DRUG STORES, PROPRIETARY STORES | | | | | | | | | |
| 59PT(591) | TOTAL | 326 | 306 | 56 047 | 55 571 | 7 724 | 154 322 | 2 465 | 210 |
| 591 | DRUG STORES | 317 | 297 | (D) | (D) | (O) | (D) | (O) | (D) |
| | PROPRIETARY STORES | 9 | 9 | (D) | (D) | (O) | (O) | (O) | (O) |
| OTHER RETAIL STORES | | | | | | | | | |
| 59 EX.591 | TOTAL | 1 299 | 799 | 83 464 | 73 902 | 9 894 | 190 569 | 2 839 | 1 189 |
| 592 | LIQUOR STORES | 252 | 204 | 22 604 | 19 594 | 1 339 | 25 697 | 498 | 271 |
| 593 | ANTIQUA STORES, SECONOHANO STORES | 131 | 63 | 5 309 | 4 519 | 797 | 15 726 | 237 | 117 |
| 5932 | ANTIQUA STORES | 24 | 4 | 401 | 253 | 30 | 687 | 8 | 23 |
| 5933 | SECONOHANO STORES | 107 | 59 | 4 908 | 4 266 | 767 | 15 039 | 229 | 94 |
| 594 | BOOK, STATIONERY STORES | 44 | 30 | 3 904 | 3 738 | 775 | 18 160 | 301 | 28 |
| 5942 | BOOK STORES | 24 | 16 | 2 017 | (D) | (D) | (D) | (O) | (D) |
| 5943 | STATIONERY STORES | 20 | 14 | 1 887 | (D) | (D) | (D) | (D) | (D) |
| 595 | SPORTING GOODS STORES, BICYCLE SHOPS | 77 | 53 | 5 236 | 4 842 | 744 | 14 988 | 198 | 55 |
| 5952 | SPORTING GOODS STORES | 64 | 46 | 4 959 | 4 643 | 719 | 14 517 | 187 | 41 |
| 5953 | BICYCLE SHOPS | 13 | 7 | 277 | 199 | 25 | 471 | 11 | 14 |
| 5962 | HAY, GRAIN, FEED STORES | 33 | 27 | 4 737 | 4 681 | 446 | 8 021 | 101 | 27 |
| 5969 | OTHER FARM SUPPLY STORES | 10 | 8 | 4 149 | 4 129 | 211 | 4 155 | 47 | 6 |
| | GARDEN SUPPLY STORES | 27 | 17 | 1 501 | 1 437 | 177 | 3 556 | 51 | 26 |
| 597 | JEWELRY STORES | 112 | 56 | 5 895 | 4 989 | 970 | 18 410 | 248 | 90 |
| 598 | FUEL, ICE DEALERS | 74 | 44 | 8 226 | 7 732 | 984 | 17 675 | 208 | 60 |
| 5982 | COAL AND WOOD DEALERS | 32 | 16 | 3 472 | (D) | (D) | (O) | (D) | (O) |
| | ICE DEALERS | 8 | 2 | 55 | (O) | (O) | (O) | (O) | (O) |
| 5983 | FUEL OIL DEALERS | 31 | 23 | 4 512 | 4 196 | 553 | 9 527 | 105 | 27 |
| 5984 | BOTTLED GAS DEALERS | 3 | 3 | 187 | 187 | 36 | 695 | 10 | 2 |
| 5992 | FLORISTS | 125 | 69 | 4 907 | 3 993 | 861 | 15 192 | 274 | 131 |
| 5993 | CIGAR STORES, STANOS | 45 | 23 | 1 893 | 1 463 | 164 | 3 259 | 51 | 41 |
| 5994 | NEWS DEALERS, NEWSSTANOS | 20 | 6 | 440 | 306 | 23 | 440 | 12 | 19 |
| 5996 | CAMERA, PHOTOGRAPHIC SUPPLY STORES | 23 | 17 | 1 382 | 1 272 | 106 | 2 020 | 34 | 19 |
| 5997 | GIFT, NOVELTY, SOUVENIR SHOPS | 63 | 23 | 1 304 | 930 | 130 | 2 561 | 64 | 62 |
| 5998 | OPTICAL GOODS STORES | 116 | 80 | 4 895 | 4 201 | 1 232 | 22 566 | 235 | 98 |
| 5999 | TYPEWRITER STORES | 3 | 3 | 127 | 127 | 30 | 583 | 5 | 1 |
| | LUGGAGE, LEATHER GOODS STORES | 4 | 4 | (D) | (O) | (D) | (D) | (O) | (O) |
| | HOBBY, TOY, GAME SHOPS | 24 | 14 | (D) | (O) | (D) | (D) | (D) | (O) |
| | RELIGIOUS GOODS STORES | 10 | 8 | 839 | 807 | 88 | 1 697 | 35 | 11 |
| | PET SHOPS | 8 | 4 | 366 | 318 | 44 | 891 | 18 | 12 |
| | OTHER | 98 | 46 | 3 741 | 3 097 | 545 | 10 350 | 135 | 85 |
| NONSTORE RETAILERS* | | | | | | | | | |
| 53 PART* | TOTAL | 362 | 102 | 25 778 | 21 750 | 3 667 | 79 090 | 938 | 301 |
| 532 | MAIL-ORDER HOUSES | 17 | 11 | 2 074 | 2 022 | 194 | 4 525 | 74 | 10 |
| 534 | MERCHANTISE VENDING MACHINE OPERATORS | 53 | 31 | 9 448 | 9 126 | 1 412 | 33 175 | 363 | 33 |
| 535 | DIRECT SELLING (HOUSE-TO-HOUSE) ORGANIZATIONS | 292 | 60 | 14 256 | 10 602 | 2 061 | 41 390 | 501 | 258 |

Standard Notes: - Represents zero. (D) Withheld to avoid disclosure. (NA) Not available. (X) Not applicable.
 *Nonstore retailers, part of SIC major group 53, are shown separately in this table.

TABLE 5. Counties With 500 Establishments or More: 1963—Continued

| SIC code | County and kind of business | Establishments | | Sales | | Payroll, entire year (\$1,000) | Payroll, workweek ended nearest Nov. 15 (dollars) | Paid employees, workweek ended nearest Nov. 15 (number) | Active proprietors of unincorporated businesses (number) |
|---------------------|---|-------------------|--------------------------|--|--|-----------------------------------|--|--|---|
| | | Total (number) | With payroll (number) | Total, all establishments (\$1,000) | Establishments with payroll (\$1,000) | | | | |
| ESSEX COUNTY | | | | | | | | | |
| | RETAIL TRADE, TOTAL | S34 | 388 | 45 600 | 41 976 | 4 518 | 87 290 | 1 476 | 518 |
| | LUMBER, BUILDING MATERIALS, HARDWARE, FARM EQUIPMENT DEALERS | | | | | | | | |
| S2 | TOTAL | 16 | 16 | 1 971 | 1 971 | 369 | 6 813 | 79 | 3 |
| S21 | LUMBER AND OTHER BUILDING MATERIALS DEALERS | 10 | 10 | 1 436 | 1 436 | 292 | 5 554 | 61 | 1 |
| S22-S24 | HEATING, PLUMBING, PAINT, ELECTRICAL STORES | - | - | - | - | - | - | - | - |
| S2S1 | HARDWARE STORES | 4 | 4 | (D) | (D) | (D) | (D) | (D) | (D) |
| S2S2 | FARM EQUIPMENT DEALERS | 2 | 2 | (D) | (D) | (D) | (D) | (D) | (D) |
| | GENERAL MERCHANDISE GROUP STORES* | | | | | | | | |
| S3 PART* | TOTAL | 28 | 20 | 3 361 | 3 211 | 347 | 6 699 | 129 | 31 |
| S31 | DEPARTMENT STORES | - | - | - | - | - | - | - | - |
| S33 | LIMITED PRICE VARIETY STORES | 4 | 4 | 293 | 293 | 19 | 326 | 7 | 6 |
| S39 | MISCELLANEOUS GENERAL MERCHANDISE STORES | 24 | 16 | 3 068 | 2 918 | 328 | 6 373 | 122 | 25 |
| | FOOD STORES | | | | | | | | |
| S4 | TOTAL | 76 | 42 | 11 699 | 10 765 | 831 | 15 026 | 220 | 68 |
| S41 | GROCERY STORES, INCLUDING DELICATESSENS | 59 | 35 | 11 234 | 10 452 | 783 | 14 045 | 200 | 49 |
| S42 | MEAT MARKETS, FISH (SEAFOOD) MARKETS | 1 | 1 | (D) | (D) | (D) | (D) | (D) | (D) |
| S43 | FRUIT STORES, VEGETABLE MARKETS | 2 | - | 26 | - | - | - | - | 2 |
| S44 | CANDY, NUT, CONFECTIONERY STORES | 8 | 2 | (D) | (D) | (D) | (D) | (D) | (D) |
| S4S-S49 | OTHER FOOD STORES | 6 | 4 | 165 | 149 | 33 | 684 | 14 | 7 |
| | AUTOMOTIVE DEALERS | | | | | | | | |
| SS EX.SS4 | TOTAL | 35 | 29 | 10 046 | 9 566 | 828 | 14 669 | 188 | 25 |
| | GASOLINE SERVICE STATIONS | | | | | | | | |
| SSPT(S54) | TOTAL | 55 | 39 | 2 972 | 2 434 | 178 | 3 903 | 73 | 60 |
| | APPAREL, ACCESSORY STORES | | | | | | | | |
| S6 | TOTAL | 33 | 27 | 1 859 | 1 775 | 221 | 5 958 | 115 | 27 |
| S61-S67 | MEN'S, BOYS' APPAREL STORES, CUSTOM TAILORS | 5 | 5 | 169 | 169 | 24 | 631 | 9 | 4 |
| S62-S68 | WOMEN'S CLOTHING, SPECIALTY STORES | 11 | 11 | 816 | 816 | 115 | 4 104 | 80 | 7 |
| S62 | WOMEN'S READY-TO-WEAR STORES | 7 | 7 | 575 | 575 | 80 | 2 477 | 49 | 4 |
| S63-S68 | WOMEN'S ACCESSORY, SPECIALTY STORES, FURRIERS | 4 | 4 | 241 | 241 | 35 | 1 627 | 31 | 3 |
| S65 | FAMILY CLOTHING STORES | 12 | 8 | 686 | 634 | 63 | 975 | 22 | 9 |
| S66 | SHOE STORES | 4 | 2 | (D) | (D) | (D) | (D) | (D) | (D) |
| S64-S69 | OTHER APPAREL, ACCESSORY STORES | 1 | 1 | (D) | (D) | (D) | (D) | (D) | (D) |
| | FURNITURE, HOME FURNISHINGS, EQUIPMENT STORES | | | | | | | | |
| S7 | TOTAL | 12 | 8 | 1 198 | 1 130 | 206 | 4 041 | 52 | 7 |
| S71 | FURNITURE, HOME FURNISHINGS STORES | 4 | 2 | 165 | (D) | (D) | (D) | (D) | (D) |
| S72,S73 | HOUSEHOLD APPLIANCE, RADIO, TELEVISION, MUSIC STORES | 8 | 6 | 1 033 | (D) | (D) | (D) | (D) | (D) |
| | EATING, DRINKING PLACES | | | | | | | | |
| S8 | TOTAL | 143 | 117 | 4 430 | 4 128 | 892 | 16 967 | 397 | 160 |
| S812 | EATING PLACES | 105 | 83 | 3 297 | 3 033 | 735 | 14 120 | 331 | 116 |
| S813 | DRINKING PLACES (ALCOHOLIC BEVERAGES) | 38 | 34 | 1 133 | 1 095 | 157 | 2 847 | 66 | 44 |
| | DRUG STORES, PROPRIETARY STORES | | | | | | | | |
| S9PT(S91) | TOTAL | 18 | 14 | 1 567 | 1 355 | 128 | 2 449 | 51 | 21 |
| S91 | DRUG STORES | 17 | 13 | (D) | (D) | (D) | (D) | (D) | (D) |
| (| PROPRIETARY STORES | 1 | 1 | (D) | (D) | (D) | (D) | (D) | (D) |
| | OTHER RETAIL STORES | | | | | | | | |
| S9 EX.S91 | TOTAL | 111 | 73 | 5 789 | 4 989 | 476 | 9 870 | 155 | 110 |
| S92 | LIQUOR STORES | 17 | 9 | 901 | 685 | 38 | 738 | 13 | 18 |
| S93 | ANTIQUA STORES, SECONDHAND STORES | 6 | 2 | (D) | (D) | (D) | (D) | (D) | (D) |
| S94 | BOOK, STATIONERY STORES | 1 | 1 | (D) | (D) | (D) | (D) | (D) | (D) |
| S95 | SPORTING GOODS STORES, BICYCLE SHOPS | 14 | 12 | 436 | 420 | 53 | 1 224 | 21 | 12 |
| S96 | FARM, GARDEN SUPPLY STORES, INCLUDING FEED STORES | 10 | 6 | 1 081 | 943 | 44 | 842 | 14 | 11 |
| S97 | JEWELRY STORES | 4 | 4 | 146 | 146 | 18 | 254 | 5 | 5 |
| S98 | FUEL, ICE DEALERS | 25 | 17 | 1 959 | 1 819 | 200 | 4 577 | 58 | 25 |
| S99 | OTHER STORES | 34 | 22 | 1 210 | 932 | 116 | 2 085 | 39 | 32 |
| | NONSTORE RETAILERS* | | | | | | | | |
| 53 PART* | TOTAL | 7 | 3 | 708 | 652 | 42 | 895 | 17 | 6 |

Standard Notes: — Represents zero. (D) Withheld to avoid disclosure. (NA) Not available. (X) Not applicable.
*Nonstore retailers, part of SIC major group 53, are shown separately in this table.

TABLE 5. Counties With 500 Establishments or More: 1963-Continued

| SIC code | County and kind of business | Establishments | | Sales | | Payroll, entire year (\$1,000) | Payroll, workweek ended nearest Nov. 15 (dollars) | Paid employees, workweek ended nearest Nov. 15 (number) | Active proprietors of unincorporated businesses (number) |
|------------------------|---|-------------------|--------------------------|--|--|-----------------------------------|--|--|---|
| | | Total (number) | With payroll (number) | Total, all establishments (\$1,000) | Establishments with payroll (\$1,000) | | | | |
| FRANKLIN COUNTY | | | | | | | | | |
| | RETAIL TRADE, TOTAL | 630 | 400 | 54 146 | 50 094 | 5 196 | 99 015 | 1 649 | 628 |
| | LUMBER, BUILDING MATERIALS, HARDWARE, FARM EQUIPMENT DEALERS | | | | | | | | |
| 52 | TOTAL | 39 | 25 | 2 503 | 2 247 | 330 | 6 382 | 88 | 42 |
| 521 | LUMBER AND OTHER BUILDING MATERIALS DEALERS | 10 | 8 | 983 | 965 | 164 | 3 132 | 40 | 15 |
| 522-524 | HEATING, PLUMBING, PAINT, ELECTRICAL STORES | 5 | 3 | 180 | 166 | 42 | 801 | 11 | 4 |
| 5251 | HARDWARE STORES | 16 | 8 | 756 | 564 | 77 | 1 391 | 22 | 16 |
| 5252 | FARM EQUIPMENT DEALERS | 8 | 6 | 584 | 552 | 47 | 1 058 | 15 | 7 |
| | GENERAL MERCHANDISE GROUP STORES* | | | | | | | | |
| 53 PART* | TOTAL | 26 | 20 | 4 790 | 4 710 | 670 | 10 744 | 238 | 18 |
| 531 | DEPARTMENT STORES | - | - | - | - | - | - | - | - |
| 533 | LIMITED PRICE VARIETY STORES | 9 | 9 | 2 781 | 2 771 | 356 | 5 217 | 148 | 2 |
| 539 | MISCELLANEOUS GENERAL MERCHANDISE STORES | 17 | 11 | 2 009 | 1 939 | 314 | 5 527 | 90 | 16 |
| | FOOD STORES | | | | | | | | |
| 54 | TOTAL | 100 | 52 | 13 407 | 12 241 | 829 | 15 298 | 238 | 101 |
| 541 | GROCERY STORES, INCLUDING DELICATESSENS | 90 | 48 | 12 937 | 11 907 | 774 | 14 305 | 222 | 91 |
| 542 | MEAT MARKETS, FISH (SEAFOOD) MARKETS | - | - | - | - | - | - | - | - |
| 543 | FRUIT STORES, VEGETABLE MARKETS | 2 | - | 88 | - | - | - | - | 2 |
| 544 | CANDY, NUT, CONFECTIONERY STORES | 2 | - | 12 | - | - | - | - | 2 |
| 545-549 | OTHER FOOD STORES | 6 | 4 | 370 | 334 | 55 | 993 | 16 | 6 |
| | AUTOMOTIVE DEALERS | | | | | | | | |
| 55 EX.554 | TOTAL | 50 | 32 | 9 533 | 9 283 | 755 | 14 874 | 203 | 40 |
| | GASOLINE SERVICE STATIONS | | | | | | | | |
| 55PT(554) | TOTAL | 60 | 34 | 3 279 | 2 689 | 205 | 4 093 | 71 | 65 |
| | APPAREL, ACCESSORY STORES | | | | | | | | |
| 56 | TOTAL | 43 | 33 | 2 792 | 2 594 | 355 | 6 559 | 117 | 35 |
| 561,567 | MEN'S, BOYS' APPAREL STORES, CUSTOM TAILORS | 8 | 6 | 600 | 554 | 76 | 1 291 | 21 | 6 |
| 562-3,568 | WOMEN'S CLOTHING, SPECIALTY STORES | 15 | 13 | (0) | (0) | (0) | (0) | (0) | (0) |
| 562 | WOMEN'S READY-TO-WEAR STORES | 12 | 10 | 708 | 696 | 91 | 1 645 | 34 | 12 |
| 563,568 | WOMEN'S ACCESSORY, SPECIALTY STORES, FURRIERS | 3 | 3 | (0) | (0) | (0) | (0) | (0) | (0) |
| 565 | FAMILY CLOTHING STORES | 11 | 5 | 978 | 838 | 125 | 2 278 | 39 | 9 |
| 566 | SHOE STORES | 7 | 7 | 338 | 338 | 45 | 864 | 14 | 4 |
| 564,569 | OTHER APPAREL, ACCESSORY STORES | 2 | 2 | (0) | (0) | (0) | (0) | (0) | (0) |
| | FURNITURE, HOME FURNISHINGS, EQUIPMENT STORES | | | | | | | | |
| 57 | TOTAL | 28 | 22 | 2 116 | 2 038 | 285 | 5 005 | 75 | 23 |
| 571 | FURNITURE, HOME FURNISHINGS STORES | 13 | 13 | 1 297 | 1 283 | 157 | 2 711 | 41 | 10 |
| 572,573 | HOUSEHOLD APPLIANCE, RADIO, TELEVISION, MUSIC STORES | 15 | 9 | 819 | 755 | 128 | 2 294 | 34 | 13 |
| | EATING, DRINKING PLACES | | | | | | | | |
| 58 | TOTAL | 138 | 98 | 3 852 | 3 294 | 652 | 13 728 | 318 | 161 |
| 5812 | EATING PLACES | 88 | 48 | 2 125 | 1 567 | 357 | 7 739 | 189 | 102 |
| 5813 | DRINKING PLACES (ALCOHOLIC BEVERAGES) | 50 | 50 | 1 727 | 1 727 | 295 | 5 989 | 129 | 59 |
| | DRUG STORES, PROPRIETARY STORES | | | | | | | | |
| 59PT(591) | TOTAL | 8 | 8 | 1 429 | 1 429 | 246 | 4 692 | 60 | 5 |
| 591 | DRUG STORES | 8 | 8 | 1 429 | 1 429 | 246 | 4 692 | 60 | 5 |
| (| PROPRIETARY STORES | - | - | - | - | - | - | - | - |
| | OTHER RETAIL STORES | | | | | | | | |
| 59 EX.591 | TOTAL | 117 | 67 | 8 042 | 7 318 | 666 | 13 311 | 185 | 120 |
| 592 | LIQUOR STORES | 13 | 13 | 690 | 690 | 47 | 891 | 20 | 18 |
| 593 | ANTIQUA STORES, SECONDHAND STORES | 7 | 3 | 71 | (0) | (0) | (0) | (0) | (0) |
| 594 | BOOK, STATIONERY STORES | 3 | 3 | 115 | 115 | 14 | 216 | 5 | 3 |
| 595 | SPORTING GOODS STORES, BICYCLE SHOPS | 6 | 2 | 175 | (0) | (0) | (0) | (0) | (0) |
| 596 | FARM, GARDEN SUPPLY STORES, INCLUDING FEED STORES | 16 | 12 | 3 230 | 3 160 | 167 | 3 173 | 39 | 10 |
| 597 | JEWELRY STORES | 12 | 4 | 247 | 109 | 19 | 397 | 6 | 13 |
| 598 | FUEL, ICE DEALERS | 29 | 19 | 3 053 | 2 777 | 352 | 7 321 | 94 | 27 |
| 599 | OTHER STORES | 31 | 11 | 461 | 281 | 38 | 842 | 14 | 37 |
| | NONSTORE RETAILERS* | | | | | | | | |
| 53 PART* | TOTAL | 21 | 9 | 2 403 | 2 251 | 203 | 4 329 | 56 | 18 |

Standard Notes: - Represents zero. (D) Withheld to avoid disclosure. (NA) Not available. (X) Not applicable.
*Nonstore retailers, part of SIC major group 53, are shown separately in this table.

TABLE 5. Counties With 500 Establishments or More: 1963-Continued

| SIC code | County and kind of business | Establishments | | Sales | | Payroll, entire year (\$1,000) | Payroll, workweek ended nearest Nov. 15 (dollars) | Paid employees, workweek ended nearest Nov. 15 (number) | Active proprietors of unincorporated businesses (number) |
|-----------|--|----------------|-----------------------|-------------------------------------|---------------------------------------|--------------------------------|---|---|--|
| | | Total (number) | With payroll (number) | Total, all establishments (\$1,000) | Establishments with payroll (\$1,000) | | | | |
| | FULTON COUNTY | | | | | | | | |
| | RETAIL TRADE, TOTAL | 637 | 395 | 63 973 | 58 301 | 6 257 | 118 537 | 1 937 | 598 |
| | LUMBER, BUILDING MATERIALS, HARDWARE, FARM EQUIPMENT DEALERS | | | | | | | | |
| 52 | TOTAL | 39 | 27 | 3 944 | 3 850 | 662 | 12 016 | 131 | 33 |
| 521 | LUMBER AND OTHER BUILDING MATERIALS DEALERS | 16 | 14 | 1 821 | 1 785 | 233 | 4 529 | 57 | 10 |
| 522-524 | HEATING, PLUMBING, PAINT, ELECTRICAL STORES | 13 | 7 | 1 076 | 1 058 | 300 | 5 436 | 52 | 11 |
| 5251 | HARDWARE STORES | 6 | 4 | 438 | (0) | (0) | (0) | (0) | (0) |
| 5252 | FARM EQUIPMENT DEALERS | 4 | 2 | 609 | (0) | (0) | (0) | (0) | (0) |
| | GENERAL MERCHANDISE GROUP STORES* | | | | | | | | |
| 53 PART* | TOTAL | 19 | 15 | 5 884 | 5 870 | 877 | 15 880 | 314 | 14 |
| 531 | DEPARTMENT STORES | 1 | 1 | (0) | (0) | (0) | (0) | (0) | (0) |
| 533 | LIMITED PRICE VARIETY STORES | 10 | 8 | 2 812 | 2 806 | 450 | 8 133 | 191 | 5 |
| 539 | MISCELLANEOUS GENERAL MERCHANDISE STORES | 8 | 6 | (0) | (0) | (0) | (0) | (0) | (0) |
| | FOOD STORES | | | | | | | | |
| 54 | TOTAL | 140 | 74 | 19 700 | 17 726 | 1 342 | 27 081 | 448 | 127 |
| 541 | GROCERY STORES, INCLUDING DELICATESSENS | 109 | 57 | 18 310 | 16 704 | 1 213 | 24 368 | 389 | 101 |
| 542 | MEAT MARKETS, FISH (SEAFOOD) MARKETS | 15 | 7 | 773 | 549 | 44 | 878 | 20 | 11 |
| 543 | FRUIT STORES, VEGETABLE MARKETS | 1 | 1 | (0) | (0) | (0) | (0) | (0) | (0) |
| 544 | CANDY, NUT, CONFECTIONERY STORES | 4 | - | 110 | (0) | (0) | (0) | (0) | (0) |
| 545-549 | OTHER FOOD STORES | 11 | 9 | (0) | (0) | (0) | (0) | (0) | (0) |
| | AUTOMOTIVE DEALERS | | | | | | | | |
| 55 EX,554 | TOTAL | 32 | 28 | 15 211 | 15 183 | 1 264 | 22 722 | 282 | 23 |
| | GASOLINE SERVICE STATIONS | | | | | | | | |
| 55PT(554) | TOTAL | 66 | 38 | 3 957 | 3 025 | 238 | 4 194 | 75 | 70 |
| | APPAREL, ACCESSORY STORES | | | | | | | | |
| 56 | TOTAL | 36 | 32 | 3 023 | 2 925 | 438 | 7 457 | 140 | 21 |
| 561+567 | MEN'S, BOYS' APPAREL STORES, CUSTOM TAILORS | 5 | 5 | 649 | 649 | 115 | 1 477 | 22 | 2 |
| 562-3,568 | WOMEN'S CLOTHING, SPECIALTY STORES | 10 | 10 | (0) | (0) | (0) | (0) | (0) | (0) |
| 562 | WOMEN'S READY-TO-WEAR STORES | 9 | 9 | 977 | 977 | 148 | 2 655 | 61 | 6 |
| 563+568 | WOMEN'S ACCESSORY, SPECIALTY STORES, FURRIERS | 1 | 1 | (0) | (0) | (0) | (0) | (0) | (0) |
| 565 | FAMILY CLOTHING STORES | 6 | 2 | (0) | (0) | (0) | (0) | (0) | (0) |
| 566 | SHOE STORES | 10 | 10 | 533 | 533 | 85 | 1 515 | 22 | 3 |
| 564+569 | OTHER APPAREL, ACCESSORY STORES | 5 | 5 | 374 | 374 | 31 | 650 | 13 | 3 |
| | FURNITURE, HOME FURNISHINGS, EQUIPMENT STORES | | | | | | | | |
| 57 | TOTAL | 25 | 17 | 1 770 | 1 556 | 240 | 4 476 | 61 | 16 |
| 571 | FURNITURE, HOME FURNISHINGS STORES | 9 | 9 | 974 | 974 | 174 | 3 173 | 40 | 1 |
| 572,573 | HOUSEHOLD APPLIANCE, RADIO, TELEVISION, MUSIC STORES | 16 | 8 | 796 | 582 | 66 | 1 303 | 21 | 15 |
| | EATING, DRINKING PLACES | | | | | | | | |
| 58 | TOTAL | 150 | 104 | 4 225 | 3 533 | 664 | 14 170 | 318 | 166 |
| 5812 | EATING PLACES | 98 | 62 | 2 757 | 2 179 | 442 | 9 632 | 219 | 116 |
| 5813 | DRINKING PLACES (ALCOHOLIC BEVERAGES) | 52 | 42 | 1 468 | 1 354 | 222 | 4 538 | 99 | 50 |
| | DRUG STORES, PROPRIETARY STORES | | | | | | | | |
| 59PT(591) | TOTAL | 10 | 8 | 991 | 987 | 126 | 2 468 | 34 | 11 |
| 591 | DRUG STORES | 10 | 8 | 991 | 987 | 126 | 2 468 | 34 | 11 |
| (| PROPRIETARY STORES | - | - | - | - | - | - | - | - |
| | OTHER RETAIL STORES | | | | | | | | |
| 59 EX,591 | TOTAL | 104 | 48 | 4 561 | 3 109 | 342 | 6 864 | 113 | 103 |
| 592 | LIQUOR STORES | 9 | 5 | 553 | 317 | 11 | 140 | 5 | 12 |
| 593 | ANTIQUA STORES, SECONOHANO STORES | 5 | 1 | (0) | (0) | (0) | (0) | (0) | (0) |
| 594 | BOOK, STATIONERY STORES | 5 | 3 | 151 | 145 | 26 | 532 | 10 | 5 |
| 595 | SPORTING GOODS STORES, BICYCLE SHOPS | 8 | 2 | 410 | (0) | (0) | (0) | (0) | (0) |
| 596 | FARM, GARDEN SUPPLY STORES, INCLUDING FEED STORES | 2 | 2 | (0) | (0) | (0) | (0) | (0) | (0) |
| 597 | JEWELRY STORES | 9 | 7 | 312 | 278 | 62 | 1 083 | 17 | 9 |
| 598 | FUEL, ICE DEALERS | 21 | 11 | 1 381 | 931 | 97 | 2 060 | 33 | 17 |
| 599 | OTHER STORES | 45 | 17 | 1 238 | 882 | 95 | 1 965 | 33 | 43 |
| | NONSTORE RETAILERS* | | | | | | | | |
| 53 PART* | TOTAL | 16 | 4 | 707 | 537 | 64 | 1 209 | 21 | 14 |

Standard Notes: - Represents zero. (D) Withheld to avoid disclosure. (NA) Not available. (X) Not applicable.
 *Nonstore retailers, part of SIC major group 53, are shown separately in this table.

TABLE 5. Counties With 500 Establishments or More: 1963-Continued

| SIC code | County and kind of business | Establishments | | Sales | | Payroll, entire year (\$1,000) | Payroll, workweek ended nearest Nov. 15 (dollars) | Paid employees, workweek ended nearest Nov. 15 (number) | Active proprietors of unincorporated businesses (number) |
|------------|--|----------------|-----------------------|-------------------------------------|---------------------------------------|--------------------------------|---|---|--|
| | | Total (number) | With payroll (number) | Total, all establishments (\$1,000) | Establishments with payroll (\$1,000) | | | | |
| | <u>GENESEE COUNTY</u> | | | | | | | | |
| | RETAIL TRADE, TOTAL | 557 | 383 | 80 262 | 75 990 | 8 134 | 160 640 | 2 609 | 514 |
| | LUMBER, BUILDING MATERIALS, HARDWARE, FARM EQUIPMENT DEALERS | | | | | | | | |
| 52 | TOTAL | 50 | 38 | 11 701 | 11 539 | 968 | 16 479 | 200 | 40 |
| 521 | LUMBER AND OTHER BUILDING MATERIALS DEALERS | 11 | 11 | 6 508 | 6 508 | 423 | 6 508 | 73 | 5 |
| 522-524 | HEATING, PLUMBING, PAINT, ELECTRICAL STORES | 11 | 5 | 444 | 340 | 63 | 1 324 | 17 | 10 |
| 5251 | HARDWARE STORES | 12 | 8 | 1 444 | 1 392 | 169 | 2 930 | 45 | 11 |
| 5252 | FARM EQUIPMENT DEALERS | 16 | 14 | 3 305 | 3 299 | 313 | 5 717 | 65 | 14 |
| | GENERAL MERCHANDISE GROUP STORES* | | | | | | | | |
| 53 PART* | TOTAL | 15 | 15 | 7 071 | 7 071 | 1 002 | 21 449 | 479 | 2 |
| 531 | DEPARTMENT STORES | 3 | 3 | 2 816 | 2 816 | 375 | 10 127 | 233 | - |
| 533 | LIMITED PRICE VARIETY STORES | 3 | 3 | 1 726 | 1 726 | 259 | 4 483 | 121 | - |
| 539 | MISCELLANEOUS GENERAL MERCHANDISE STORES | 9 | 9 | 2 529 | 2 529 | 368 | 6 839 | 125 | 2 |
| | FOOD STORES | | | | | | | | |
| 54 | TOTAL | 100 | 58 | 18 808 | 16 992 | 1 258 | 25 234 | 391 | 92 |
| 541 | GROCERY STORES, INCLUDING DELICATESSENS | 77 | 45 | 17 828 | 16 380 | 1 159 | 22 714 | 340 | 68 |
| 542 | MEAT MARKETS, FISH (SEAFOOD) MARKETS | 7 | 1 | (0) | (0) | (0) | (0) | (0) | (0) |
| 543 | FRUIT STORES, VEGETABLE MARKETS | 2 | 2 | (0) | (0) | (0) | (0) | (0) | (0) |
| 544 | CANDY, NUT, CONFECTIONERY STORES | 7 | 7 | 302 | 302 | 57 | 1 479 | 28 | 6 |
| 545-549 | OTHER FOOD STORES | 7 | 3 | 150 | 118 | 26 | 738 | 18 | 9 |
| | AUTOMOTIVE DEALERS | | | | | | | | |
| 55 EX, 554 | TOTAL | 32 | 20 | 13 741 | 13 581 | 1 318 | 25 272 | 256 | 21 |
| | GASOLINE SERVICE STATIONS | | | | | | | | |
| 55PT(554) | TOTAL | 81 | 53 | 6 289 | 5 729 | 522 | 10 659 | 191 | 82 |
| | APPAREL, ACCESSORY STORES | | | | | | | | |
| 56 | TOTAL | 33 | 29 | 3 377 | 3 245 | 524 | 9 011 | 140 | 27 |
| 561, 567 | MEN'S, BOYS' APPAREL STORES, CUSTOM TAILORS | 8 | 8 | 1 171 | 1 141 | 226 | 3 715 | 43 | 2 |
| 562-3, 568 | WOMEN'S CLOTHING, SPECIALTY STORES | 16 | 12 | 1 247 | 1 145 | 143 | 2 835 | 62 | 18 |
| 562 | WOMEN'S READY-TO-WEAR STORES | 10 | 8 | 1 035 | 989 | 128 | 2 533 | 53 | 10 |
| 563, 568 | WOMEN'S ACCESSORY, SPECIALTY STORES, FURRIERS | 6 | 4 | 212 | 156 | 15 | 302 | 9 | 8 |
| 565 | FAMILY CLOTHING STORES | 7 | - | - | - | - | - | - | - |
| 566 | SHOE STORES | 7 | 7 | (0) | (0) | (0) | (0) | (0) | (0) |
| 564, 569 | OTHER APPAREL, ACCESSORY STORES | 2 | 2 | (0) | (0) | (0) | (0) | (0) | (0) |
| | FURNITURE, HOME FURNISHINGS, EQUIPMENT STORES | | | | | | | | |
| 57 | TOTAL | 27 | 21 | 3 509 | 3 393 | 470 | 9 205 | 116 | 22 |
| 571 | FURNITURE, HOME FURNISHINGS STORES | 16 | 10 | 1 992 | 1 876 | 265 | 4 990 | 54 | 13 |
| 572, 573 | HOUSEHOLD APPLIANCE, RADIO, TELEVISION, MUSIC STORES | 11 | 11 | 1 517 | 1 517 | 205 | 4 215 | 62 | 9 |
| | EATING, DRINKING PLACES | | | | | | | | |
| 58 | TOTAL | 116 | 90 | 5 303 | 4 853 | 996 | 23 029 | 569 | 135 |
| 5812 | EATING PLACES | 74 | 56 | 4 017 | 3 661 | 816 | 19 459 | 485 | 84 |
| 5813 | DRINKING PLACES (ALCOHOLIC BEVERAGES) | 42 | 34 | 1 286 | 1 192 | 180 | 3 570 | 84 | 51 |
| | DRUG STORES, PROPRIETARY STORES | | | | | | | | |
| 59PT(591) | TOTAL | 12 | 12 | 2 096 | 2 096 | 332 | 6 233 | 86 | 6 |
| 591 | DRUG STORES | 10 | 10 | (0) | (0) | (0) | (0) | (0) | (0) |
| (| PROPRIETARY STORES | 2 | 2 | (0) | (0) | (0) | (0) | (0) | (0) |
| | OTHER RETAIL STORES | | | | | | | | |
| 59 EX, 591 | TOTAL | 70 | 42 | 7 561 | 6 913 | 682 | 12 856 | 162 | 67 |
| 592 | LIQUOR STORES | 8 | 6 | 523 | 449 | 22 | 419 | 11 | 9 |
| 593 | ANTIQUA STORES, SECONDHAND STORES | 7 | 1 | 70 | (0) | (0) | (0) | (0) | (0) |
| 594 | BOOK, STATIONERY STORES | 1 | 1 | (0) | (0) | (0) | (0) | (0) | (0) |
| 595 | SPORTING GOODS STORES, BICYCLE SHOPS | 5 | 3 | 462 | 414 | 43 | 818 | 11 | 5 |
| 596 | FARM, GARDEN SUPPLY STORES, INCLUDING FEED STORES | 12 | 10 | 4 090 | 3 852 | 287 | 5 871 | 63 | 8 |
| 597 | JEWELRY STORES | 7 | 7 | 440 | 440 | 74 | 1 273 | 21 | 4 |
| 598 | FUEL, ICE DEALERS | 4 | 4 | 496 | 496 | 53 | 1 107 | 13 | 4 |
| 599 | OTHER STORES | 26 | 10 | (0) | (0) | (0) | (0) | (0) | (0) |
| | NONSTORE RETAILERS* | | | | | | | | |
| 53 PART* | TOTAL | 21 | 5 | 806 | 578 | 62 | 1 213 | 19 | 20 |

Standard Notes: - Represents zero. (D) Withheld to avoid disclosure. (NA) Not available. (X) Not applicable.
 *Nonstore retailers, part of SIC major group 53, are shown separately in this table.

TABLE 5. Counties With 500 Establishments or More: 1963-Continued

| SIC code | County and kind of business | Establishments | | Sales | | Payroll, entire year (\$1,000) | Payroll, workweek ended nearest Nov. 15 (dollars) | Paid employees, workweek ended nearest Nov. 15 (number) | Active proprietors of unincorporated businesses (number) |
|-------------|--|----------------|-----------------------|-------------------------------------|---------------------------------------|--------------------------------|---|---|--|
| | | Total (number) | With payroll (number) | Total, all establishments (\$1,000) | Establishments with payroll (\$1,000) | | | | |
| | GREENE COUNTY | | | | | | | | |
| | RETAIL TRADE, TOTAL | 510 | 332 | 44 532 | 40 846 | 4 363 | 81 946 | 1 308 | 485 |
| | LUMBER, BUILDING MATERIALS, HARDWARE, FARM EQUIPMENT DEALERS | | | | | | | | |
| | TOTAL | 31 | 15 | 2 387 | 2 145 | 252 | 4 856 | 63 | 28 |
| S21 | LUMBER AND OTHER BUILDING MATERIALS DEALERS | 11 | 9 | 1 339 | 1 321 | 154 | 3 074 | 40 | 6 |
| S22-524 | HEATING, PLUMBING, PAINT, ELECTRICAL STORES | 6 | 2 | 491 | (0) | (0) | (0) | (0) | (0) |
| S251 | HARDWARE STORES | 11 | 3 | 283 | 233 | 44 | 937 | 12 | 14 |
| S252 | FARM EQUIPMENT DEALERS | 3 | 1 | 274 | (0) | (0) | (0) | (0) | (0) |
| | GENERAL MERCHANDISE GROUP STORES* | | | | | | | | |
| | TOTAL | 16 | 16 | 2 634 | 2 612 | 357 | 6 037 | 154 | 13 |
| S33 PART* | DEPARTMENT STORES | - | - | - | - | - | - | - | - |
| S33 | LIMITED PRICE VARIETY STORES | 6 | 6 | 1 772 | 1 772 | 266 | 4 569 | 126 | 5 |
| S39 | MISCELLANEOUS GENERAL MERCHANDISE STORES | 10 | 10 | 862 | 840 | 91 | 1 468 | 28 | 8 |
| | FOOD STORES | | | | | | | | |
| | TOTAL | 86 | 54 | 11 632 | 10 874 | 825 | 16 603 | 259 | 74 |
| S41 | GROCERY STORES, INCLUDING DELICATESSENS | 65 | 43 | 10 724 | 10 114 | 749 | 15 148 | 230 | 56 |
| S42 | MEAT MARKETS, FISH (SEAFOOD) MARKETS | 6 | 4 | 199 | (0) | (0) | (0) | (0) | (0) |
| S43 | FRUIT STORES, VEGETABLE MARKETS | 4 | 2 | 321 | (0) | (0) | (0) | (0) | (0) |
| S44 | CANDY, NUT, CONFECTIONERY STORES | 2 | 2 | (0) | (0) | (0) | (0) | (0) | (0) |
| S45-S49 | OTHER FOOD STORES | 9 | 3 | (0) | (0) | (0) | (0) | (0) | (0) |
| | AUTOMOTIVE DEALERS | | | | | | | | |
| | TOTAL | 24 | 20 | 9 407 | 9 329 | 719 | 13 965 | 179 | 11 |
| | GASOLINE SERVICE STATIONS | | | | | | | | |
| | TOTAL | S3 | 27 | 3 267 | 2 445 | 215 | 4 036 | 64 | 60 |
| | APPAREL, ACCESSORY STORES | | | | | | | | |
| | TOTAL | 21 | 17 | 1 574 | 1 426 | 196 | 3 971 | 51 | 17 |
| S61-S67 | MEN'S, BOYS' APPAREL STORES, CUSTOM TAILORS | 5 | 5 | (0) | (0) | (0) | (0) | (0) | (0) |
| S62-3, S68 | WOMEN'S CLOTHING, SPECIALTY STORES | 10 | 6 | (0) | (0) | (0) | (0) | (0) | (0) |
| S62 | WOMEN'S READY-TO-WEAR STORES | 9 | 5 | 481 | 375 | 34 | 855 | 14 | 11 |
| S63-S68 | WOMEN'S ACCESSORY, SPECIALTY STORES, FURRIERS | 1 | 1 | (0) | (0) | (0) | (0) | (0) | (0) |
| S65 | FAMILY CLOTHING STORES | 2 | 2 | (0) | (0) | (0) | (0) | (0) | (0) |
| S66 | SHOE STORES | 4 | 4 | 273 | 231 | 31 | 600 | 9 | 2 |
| S64-S69 | OTHER APPAREL, ACCESSORY STORES | - | - | (0) | (0) | (0) | (0) | (0) | (0) |
| | FURNITURE, HOME FURNISHINGS, EQUIPMENT STORES | | | | | | | | |
| | TOTAL | 11 | 9 | 1 475 | 1 435 | 240 | 4 384 | 37 | 10 |
| S71 | FURNITURE, HOME FURNISHINGS STORES | 7 | 5 | 1 132 | 1 092 | 202 | 3 463 | 24 | 7 |
| S72, S73 | HOUSEHOLD APPLIANCE, RADIO, TELEVISION, MUSIC STORES | 4 | 4 | 343 | 343 | 38 | 921 | 13 | 3 |
| | EATING, DRINKING PLACES | | | | | | | | |
| | TOTAL | 149 | 99 | 4 665 | 4 083 | 902 | 15 495 | 324 | 156 |
| S812 | EATING PLACES | 101 | 65 | 3 432 | 3 076 | 735 | 11 738 | 254 | 101 |
| S813 | DRINKING PLACES (ALCOHOLIC BEVERAGES) | 48 | 34 | 1 233 | 1 007 | 167 | 3 757 | 70 | 55 |
| | DRUG STORES, PROPRIETARY STORES | | | | | | | | |
| | TOTAL | 19 | 15 | 1 177 | 1 077 | 118 | 2 011 | 33 | 18 |
| S91 PT(S91) | DRUG STORES | 17 | 15 | 1 165 | 1 077 | 118 | 2 011 | 33 | 16 |
| S91 | PROPRIETARY STORES | 2 | - | 12 | - | - | - | - | 2 |
| | OTHER RETAIL STORES | | | | | | | | |
| | TOTAL | 91 | 59 | (0) | (0) | (0) | (0) | (0) | (0) |
| S92 | LIQUOR STORES | 14 | 10 | 827 | 609 | 41 | 1 127 | 14 | 14 |
| S93 | ANTIQUA STORES, SECONOHANO STORES | 3 | 1 | 264 | (0) | (0) | (0) | (0) | (0) |
| S94 | BOOK, STATIONERY STORES | - | - | - | - | - | - | - | - |
| S95 | SPORTING GOODS STORES, BICYCLE SHOPS | 7 | 1 | 62 | (0) | (0) | (0) | (0) | (0) |
| S96 | FARM, GARDEN SUPPLY STORES, INCLUDING FEEO STORES | 17 | 11 | 1 681 | 1 517 | 96 | 1 719 | 23 | 15 |
| S97 | JEWELRY STORES | 3 | 3 | 110 | 110 | 17 | 347 | 6 | 2 |
| S98 | FUEL, ICE DEALERS | 17 | 15 | 2 267 | 2 169 | 262 | 4 888 | 53 | 17 |
| S99 | OTHER STORES | 30 | 18 | 791 | 589 | 66 | 1 402 | 31 | 31 |
| | NONSTORE RETAILERS* | | | | | | | | |
| | TOTAL | 9 | 1 | 312 | (0) | (0) | (0) | (0) | (0) |

Standard Notes: - Represents zero. (D) Withheld to avoid disclosure. (NA) Not available. (X) Not applicable.
 *Nonstore retailers, part of SIC major group 53, are shown separately in this table.

TABLE 5. Counties With 500 Establishments or More: 1963-Continued

| SIC code | County and kind of business | Establishments | | Sales | | Payroll, entire year (\$1,000) | Payroll, workweek ended nearest Nov. 15 (dollars) | Paid employees, workweek ended nearest Nov. 15 (number) | Active proprietors of unincorporated businesses (number) |
|------------------------|--|----------------|-----------------------|-------------------------------------|---------------------------------------|--------------------------------|---|---|--|
| | | Total (number) | With payroll (number) | Total, all establishments (\$1,000) | Establishments with payroll (\$1,000) | | | | |
| <u>HERKIMER COUNTY</u> | | | | | | | | | |
| | RETAIL TRADE, TOTAL | 757 | 499 | 83 558 | 77 392 | 8 117 | 155 332 | 2 409 | 726 |
| | LUMBER, BUILDING MATERIALS, HARDWARE, FARM EQUIPMENT DEALERS | | | | | | | | |
| 52 | TOTAL | 38 | 32 | 5 112 | 4 950 | 639 | 12 183 | 150 | 26 |
| 521 | LUMBER AND OTHER BUILDING MATERIALS DEALERS | 13 | 13 | 2 530 | 2 530 | 363 | 7 143 | 78 | 7 |
| 522-524 | HEATING, PLUMBING, PAINT, ELECTRICAL STORES | 6 | 4 | 286 | 206 | 29 | 615 | 8 | 5 |
| 5251 | HARDWARE STORES | 11 | 7 | 543 | 461 | 91 | 1 418 | 28 | 8 |
| 5252 | FARM EQUIPMENT DEALERS | 8 | 8 | 1 753 | 1 753 | 156 | 3 007 | 36 | 6 |
| | GENERAL MERCHANDISE GROUP STORES* | | | | | | | | |
| 53 PART* | TOTAL | 26 | 20 | 6 292 | 6 206 | 892 | 17 795 | 322 | 19 |
| 531 | DEPARTMENT STORES | 3 | 3 | 3 951 | 3 951 | 591 | 12 535 | 202 | - |
| 533 | LIMITED PRICE VARIETY STORES | 11 | 9 | 1 500 | 1 488 | 229 | 3 475 | 77 | 6 |
| 539 | MISCELLANEOUS GENERAL MERCHANDISE STORES | 12 | 8 | 841 | 767 | 72 | 1 785 | 43 | 13 |
| | FOOD STORES | | | | | | | | |
| 54 | TOTAL | 134 | 74 | 24 956 | 22 894 | 1 729 | 32 353 | 477 | 130 |
| 541 | GROCERY STORES, INCLUDING DELICATESSENS | 111 | 57 | 23 171 | 21 267 | 1 535 | 28 537 | 391 | 103 |
| 542 | MEAT MARKETS, FISH (SEAFOOD) MARKETS | 3 | 3 | (0) | (0) | (0) | (0) | (0) | (0) |
| 543 | FRUIT STORES, VEGETABLE MARKETS | - | - | - | - | - | - | - | - |
| 544 | CANOE, NUT, CONFECTIONERY STORES | 3 | 3 | (0) | (0) | (0) | (0) | (0) | (0) |
| 545-549 | OTHER FOOD STORES | 17 | 11 | 610 | 482 | 72 | 1 517 | 31 | 19 |
| | AUTOMOTIVE DEALERS | | | | | | | | |
| 55 EX.554 | TOTAL | 46 | 36 | 13 431 | 13 129 | 1 170 | 20 926 | 244 | 34 |
| | GASOLINE SERVICE STATIONS | | | | | | | | |
| 55PT(554) | TOTAL | 67 | 47 | 6 200 | 5 440 | 490 | 9 299 | 151 | 66 |
| | APPAREL, ACCESSORY STORES | | | | | | | | |
| 56 | TOTAL | 56 | 40 | 3 153 | 2 917 | 336 | 5 899 | 133 | 54 |
| 561,567 | MEN'S, BOYS' APPAREL STORES, CUSTOM TAILORS | 11 | 5 | 643 | 493 | 48 | 866 | 13 | 12 |
| 562-3,568 | WOMEN'S CLOTHING, SPECIALTY STORES | 20 | 16 | 1 181 | 1 161 | 156 | 2 552 | 62 | 23 |
| 562 | WOMEN'S READY-TO-WEAR STORES | 11 | 9 | 650 | 636 | 87 | 1 456 | 32 | 11 |
| 563,568 | WOMEN'S ACCESSORY, SPECIALTY STORES, FURRIERS | 9 | 7 | 531 | 525 | 69 | 1 096 | 30 | 12 |
| 565 | FAMILY CLOTHING STORES | 12 | 8 | 712 | 692 | 71 | 1 374 | 36 | 11 |
| 566 | SHOE STORES | 13 | 11 | 617 | 571 | 61 | 1 107 | 22 | 8 |
| 564,569 | OTHER APPAREL, ACCESSORY STORES | - | - | - | - | - | - | - | - |
| | FURNITURE, HOME FURNISHINGS, EQUIPMENT STORES | | | | | | | | |
| 57 | TOTAL | 37 | 29 | 3 858 | 3 724 | 607 | 12 135 | 139 | 30 |
| 571 | FURNITURE, HOME FURNISHINGS STORES | 13 | 13 | 2 152 | 2 152 | 380 | 7 811 | 75 | 12 |
| 572,573 | HOUSEHOLD APPLIANCE, RADIO, TELEVISION, MUSIC STORES | 24 | 16 | 1 706 | 1 572 | 227 | 4 324 | 64 | 18 |
| | EATING, DRINKING PLACES | | | | | | | | |
| 58 | TOTAL | 170 | 116 | 5 830 | 5 104 | 988 | 19 524 | 426 | 177 |
| 5812 | EATING PLACES | 92 | 56 | 3 674 | 3 208 | 708 | 13 534 | 304 | 92 |
| 5813 | DRINKING PLACES (ALCOHOLIC BEVERAGES) | 78 | 60 | 2 156 | 1 896 | 280 | 5 990 | 122 | 85 |
| | DRUG STORES, PROPRIETARY STORES | | | | | | | | |
| 59PT(591) | TOTAL | 23 | 17 | 1 796 | 1 588 | 155 | 2 889 | 58 | 24 |
| 591 | DRUG STORES | 21 | 17 | 1 730 | 1 588 | 155 | 2 889 | 58 | 22 |
| (| PROPRIETARY STORES | 2 | - | 66 | - | - | - | - | 2 |
| | OTHER RETAIL STORES | | | | | | | | |
| 59 EX.591 | TOTAL | 135 | 75 | 10 790 | 9 622 | 866 | 17 196 | 229 | 143 |
| 592 | LIQUOR STORES | 15 | 9 | 910 | 686 | 42 | 865 | 15 | 17 |
| 593 | ANTIQUA STORES, SECUNOHANO STORES | 10 | 4 | 196 | 154 | 9 | 225 | 4 | 12 |
| 594 | BOOK, STATIONERY STORES | 1 | 1 | (0) | (0) | (0) | (0) | (0) | (0) |
| 595 | SPORTING GOODS STORES, BICYCLE SHOPS | 13 | 1 | 157 | (0) | (0) | (0) | (0) | (0) |
| 596 | FARM, GARDEN SUPPLY STORES, INCLUDING FEEO STORES | 15 | 13 | (0) | (0) | (0) | (0) | (0) | (0) |
| 597 | JEWELRY STORES | 10 | 4 | 291 | 133 | 31 | 557 | 9 | 9 |
| 598 | FUEL, ICE DEALERS | 22 | 18 | 3 398 | 3 260 | 414 | 8 204 | 92 | 23 |
| 599 | OTHER STORES | 49 | 25 | 1 470 | 1 028 | 100 | 2 235 | 44 | 55 |
| | NONSTORE RETAILERS* | | | | | | | | |
| 53 PART* | TOTAL | 25 | 13 | 2 140 | 1 818 | 245 | 5 133 | 80 | 23 |

Standard Notes: - Represents zero. (D) Withheld to avoid disclosure. (NA) Not available. (X) Not applicable.
 *Nonstore retailers, part of SIC major group 53, are shown separately in this table.

TABLE 5. Counties With 500 Establishments or More: 1963-Continued

| SIC code | County and kind of business | Establishments | | Sales | | Payroll, entire year | Payroll, workweek ended nearest Nov. 15 | Paid employees, workweek ended nearest Nov. 15 | Active proprietors of unincorporated businesses |
|-----------|--|----------------|--------------|---------------------------|-----------------------------|----------------------|---|--|---|
| | | Total | With payroll | Total, all establishments | Establishments with payroll | | | | |
| | | (number) | (number) | (\$1,000) | (\$1,000) | (\$1,000) | (dollars) | (number) | (number) |
| | <u>JEFFERSON COUNTY</u> | | | | | | | | |
| | RETAIL TRADE, TOTAL | 1 136 | 788 | 126 245 | 117 965 | 14 941 | 291 009 | 4 397 | 1 023 |
| | LUMBER, BUILDING MATERIALS, HARDWARE, FARM EQUIPMENT DEALERS | | | | | | | | |
| S2 | TOTAL | 73 | 53 | 9 015 | 8 489 | 1 163 | 21 774 | 271 | 55 |
| S21 | LUMBER AND OTHER BUILDING MATERIALS DEALERS | 22 | 16 | 2 951 | 2 649 | 509 | 8 923 | 109 | 11 |
| S22-S24 | HEATING, PLUMBING, PAINT, ELECTRICAL STORES | 19 | 15 | 1 374 | 1 328 | 200 | 4 429 | 57 | 16 |
| S251 | HARDWARE STORES | 17 | 9 | 942 | 796 | 118 | 1 889 | 30 | 20 |
| S252 | FARM EQUIPMENT DEALERS | 15 | 13 | 3 748 | 3 716 | 336 | 6 533 | 75 | 8 |
| | GENERAL MERCHANOISE GROUP STORES* | | | | | | | | |
| S3 PART* | TOTAL | 41 | 37 | 14 521 | 14 445 | 2 169 | 42 864 | 747 | 21 |
| S31 | DEPARTMENT STORES | 5 | 5 | 7 991 | 7 991 | 1 273 | 25 742 | 409 | - |
| S33 | LIMITED PRICE VARIETY STORES | 15 | 13 | 3 330 | 3 260 | 527 | 9 486 | 202 | 6 |
| S39 | MISCELLANEOUS GENERAL MERCHANDISE STORES | 21 | 19 | 3 200 | 3 194 | 369 | 7 636 | 136 | 15 |
| | FOOD STORES | | | | | | | | |
| S4 | TOTAL | 201 | 107 | 28 370 | 25 236 | 1 830 | 39 750 | 596 | 201 |
| S41 | GROCERY STORES, INCLUDING DELICATESSENS | 168 | 88 | 27 300 | 24 264 | 1 704 | 36 940 | 541 | 166 |
| S42 | MEAT MARKETS, FISH (SEAFOOD) MARKETS | 4 | 2 | 393 | (0) | (0) | (0) | (0) | (0) |
| S43 | FRUIT STORES, VEGETABLE MARKETS | 4 | 4 | 179 | 179 | 22 | 359 | 7 | 6 |
| S44 | CANDY, NUT, CONFECTIONERY STORES | 8 | 4 | 141 | 113 | 15 | 328 | 8 | 6 |
| S45-S49 | OTHER FOOD STORES | 17 | 9 | 357 | (0) | (0) | (0) | (0) | (0) |
| | AUTOMDTIVE DEALERS | | | | | | | | |
| SS EX.S54 | TOTAL | 72 | 66 | 25 494 | 25 234 | 2 855 | 52 703 | 573 | 36 |
| | GASOLINE SERVICE STATIONS | | | | | | | | |
| SSPT(S54) | TOTAL | 129 | 83 | 8 453 | 6 909 | 476 | 9 993 | 181 | 145 |
| | APPAREL, ACCESSORY STORES | | | | | | | | |
| S6 | TOTAL | 74 | 62 | 6 645 | 6 451 | 1 040 | 20 852 | 352 | 46 |
| S61,S67 | MEN'S, BOYS' APPAREL STORES, CUSTOM TAILORS | 12 | 10 | 1 428 | 1 404 | 228 | 4 588 | 70 | 6 |
| S62-3,S68 | WOMEN'S CLOTHING, SPECIALTY STORES | 27 | 25 | 3 201 | 3 141 | 587 | 12 106 | 212 | 15 |
| S62 | WOMEN'S READY-TO-WEAR STORES | 19 | 17 | 2 752 | 2 692 | 499 | 10 438 | 180 | 12 |
| S63,S68 | WOMEN'S ACCESSORY, SPECIALTY STORES, FURRIERS | 8 | 8 | 449 | 449 | 88 | 1 668 | 32 | 3 |
| S65 | FAMILY CLOTHING STORES | 18 | 12 | 1 048 | 952 | 124 | 2 307 | 36 | 11 |
| S66 | SHOE STORES | 15 | 13 | (0) | (0) | (0) | (0) | (0) | (0) |
| S64,S69 | OTHER APPAREL, ACCESSORY STORES | 2 | 2 | (0) | (0) | (0) | (0) | (0) | (0) |
| | FURNITURE, HOME FURNISHINGS, EQUIPMENT STORES | | | | | | | | |
| S7 | TOTAL | 46 | 30 | 3 819 | 3 661 | 654 | 12 183 | 133 | 35 |
| S71 | FURNITURE, HOME FURNISHINGS STORES | 24 | 18 | 2 351 | 2 297 | 459 | 8 065 | 84 | 16 |
| S72,S73 | HOUSEHOLD APPLIANCE, RADIO, TELEVISION, MUSIC STORES | 22 | 12 | 1 468 | 1 364 | 195 | 4 118 | 49 | 19 |
| | EATING, DRINKING PLACES | | | | | | | | |
| S8 | TOTAL | 240 | 198 | 8 740 | 8 190 | 2 016 | 40 049 | 860 | 260 |
| S812 | EATING PLACES | 155 | 113 | 5 487 | 4 937 | 1 365 | 27 761 | 594 | 169 |
| S813 | DRINKING PLACES (ALCOHOLIC BEVERAGES) | 85 | 85 | 3 253 | 3 253 | 651 | 12 288 | 266 | 91 |
| | DRUG STORES, PROPRIETARY STORES | | | | | | | | |
| S9PT(S91) | TOTAL | 21 | 19 | 3 220 | 3 122 | 484 | 9 893 | 132 | 13 |
| S91 | DRUG STORES | 15 | 13 | 2 505 | 2 407 | 359 | 7 394 | 99 | 9 |
| | PROPRIETARY STORES | 6 | 6 | 715 | 715 | 125 | 2 499 | 33 | 4 |
| | OTHER RETAIL STORES | | | | | | | | |
| S9 EX.S91 | TOTAL | 190 | 118 | 15 873 | 14 481 | 1 689 | 31 470 | 423 | 160 |
| S92 | LIQUOR STORES | 36 | 22 | 1 678 | 1 280 | 104 | 2 040 | 45 | 35 |
| S93 | ANTIQUA STORES, SECONDHAND STORES | 14 | 4 | 371 | (0) | (0) | (0) | (0) | (0) |
| S94 | BOOK, STATIONERY STORES | 3 | 3 | 274 | 274 | 65 | 1 161 | 19 | 1 |
| S95 | SPORTING GOODS STORES, BICYCLE SHOPS | 5 | 5 | 472 | 472 | 43 | 506 | 8 | 7 |
| S96 | FARM, GARDEN SUPPLY STORES, INCLUDING FEED STORES | 18 | 18 | 5 741 | 5 741 | 427 | 7 690 | 92 | 5 |
| S97 | JEWELRY STORES | 10 | 6 | 498 | 452 | 95 | 1 657 | 23 | 5 |
| S98 | FUEL, ICE DEALERS | 35 | 27 | 4 030 | 3 750 | 483 | 9 207 | 110 | 26 |
| S99 | OTHER STORES | 69 | 33 | 2 809 | (0) | (0) | (0) | (0) | (0) |
| | NONSTORE RETAILERS* | | | | | | | | |
| S3 PART* | TOTAL | 49 | 15 | 2 095 | 1 747 | 565 | 9 478 | 129 | 51 |

Standard Notes: - Represents zero. (D) Withheld to avoid disclosure. (NA) Not available. (X) Not applicable.
 *Nonstore retailers, part of SIC major group 53, are shown separately in this table.

TABLE 5. Counties With 500 Establishments or More: 1963-Continued

| SIC code | County and kind of business | Establishments | | Sales | | Payroll, entire year (\$1,000) | Payroll, workweek ended nearest Nov. 15 (dollars) | Paid employees, workweek ended nearest Nov. 15 (number) | Active proprietors of unincorporated businesses (number) |
|-----------|--|----------------|-----------------------|-------------------------------------|---------------------------------------|--------------------------------|---|---|--|
| | | Total (number) | With payroll (number) | Total, all establishments (\$1,000) | Establishments with payroll (\$1,000) | | | | |
| | KINGS COUNTY | | | | | | | | |
| | RETAIL TRADE, TOTAL | 24 079 | 15 305 | 2 651 356 | 2 423 032 | 306 179 | 6 187 573 | 83 208 | 20 635 |
| | LUMBER, BUILDING MATERIALS, HARDWARE, FARM EQUIPMENT DEALERS | | | | | | | | |
| | TOTAL | 654 | 434 | 65 153 | 59 805 | 8 474 | 166 521 | 1 739 | 496 |
| 52 | LUMBER YARDS | 79 | 79 | 17 758 | 17 758 | 2 615 | 49 835 | 468 | 19 |
| 521 | BUILDING MATERIALS DEALERS | 59 | 49 | 6 837 | 6 343 | 962 | 18 909 | 197 | 35 |
| 522 | HEATING, PLUMBING EQUIPMENT DEALERS | 44 | 32 | 6 917 | 6 689 | 1 028 | 20 231 | 171 | 27 |
| 523 | PAINT, GLASS, WALLPAPER STORES | 153 | 109 | 14 277 | 13 273 | 1 812 | 36 691 | 402 | 126 |
| 524 | ELECTRICAL SUPPLY STORES | 20 | 12 | 2 680 | 2 490 | 264 | 5 014 | 55 | 14 |
| 5251 | HARDWARE STORES | 299 | 153 | 16 684 | 13 252 | 1 793 | 35 841 | 446 | 275 |
| 5252 | FARM EQUIPMENT DEALERS | - | - | - | - | - | - | - | - |
| | GENERAL MERCHANDISE GROUP STORES* | | | | | | | | |
| | TOTAL | 721 | 429 | 242 398 | 236 716 | 36 473 | 747 107 | 11 905 | 574 |
| 53 PART* | DEPARTMENT STORES | 5 | 5 | 169 221 | 169 221 | 27 262 | 565 488 | 8 626 | - |
| 533 | LIMITED PRICE VARIETY STORES | 205 | 137 | 30 050 | 28 534 | 4 708 | 87 091 | 1 781 | 155 |
| 539 | GENERAL MERCHANDISE STORES | 295 | 177 | 33 458 | 31 050 | 3 446 | 72 489 | 1 204 | 213 |
| | DRY GOODS STORES | 166 | 88 | 7 797 | 6 463 | 877 | 18 406 | 224 | 160 |
| | SEWING, NEEDLEWORK STORES | 50 | 22 | 1 872 | 1 448 | 180 | 3 633 | 70 | 46 |
| | FOOD STORES | | | | | | | | |
| | TOTAL | 7 619 | 4 195 | 881 074 | 772 562 | 72 382 | 1 461 035 | 19 304 | 7 246 |
| 541 | GROCERY STORES, INCLUDING DELICATESSENS | 3 224 | 1 890 | 606 013 | 553 569 | 44 418 | 876 975 | 11 298 | 2 906 |
| 542 | MEAT MARKETS | 1 650 | 1 060 | 134 266 | 114 204 | 10 856 | 219 176 | 2 714 | 1 720 |
| | FISH (SEAFOOD) MARKETS | 262 | 146 | 12 206 | 9 518 | 897 | 18 295 | 275 | 297 |
| 543 | FRUIT STORES, VEGETABLE MARKETS | 537 | 225 | 24 257 | 17 023 | 1 604 | 35 314 | 544 | 572 |
| 544 | CANDY, NUT, CONFECTIONERY STORES | 1 003 | 227 | 34 061 | 14 977 | 1 773 | 35 941 | 745 | 964 |
| 545 | DAIRY PRODUCTS STORES | 98 | 48 | 7 746 | 6 204 | 721 | 15 563 | 183 | 90 |
| 546 | RETAIL BAKERIES | 597 | 477 | 49 949 | 46 857 | 11 153 | 240 503 | 3 222 | 456 |
| 5462 | RETAIL BAKERIES, MANUFACTURING | 446 | 386 | 34 786 | 33 478 | 9 376 | 204 503 | 2 732 | 361 |
| 5463 | RETAIL BAKERIES, NONMANUFACTURING | 151 | 91 | 15 163 | 13 379 | 1 777 | 35 853 | 490 | 95 |
| 549 | EGG AND POULTRY DEALERS | 129 | 75 | 8 829 | 7 587 | 678 | 13 619 | 223 | 111 |
| | OTHER | 119 | 47 | 3 747 | 2 623 | 282 | 5 649 | 100 | 130 |
| | AUTOMOTIVE DEALERS | | | | | | | | |
| | TOTAL | 361 | 277 | 247 492 | 245 078 | 19 210 | 351 454 | 2 968 | 186 |
| 55 EX.554 | PASSENGER CAR DEALERS, FRANCHISED | 87 | 85 | 211 908 | 211 816 | 15 618 | 281 211 | 2 196 | 11 |
| 551 | DOMESTIC CAR DEALERS | 66 | 66 | 182 651 | 182 651 | 12 973 | 234 729 | 1 840 | 5 |
| | IMPORTED CAR DEALERS | 11 | 9 | 5 527 | 5 435 | 933 | 16 312 | 143 | 6 |
| | DOMESTIC AND IMPORTED CAR DEALERS | 10 | 10 | 23 730 | 23 730 | 1 712 | 30 170 | 213 | - |
| 552 | PASSENGER CAR DEALERS, NONFRANCHISED | 117 | 83 | 17 029 | 15 727 | 1 185 | 22 533 | 239 | 69 |
| 553 | TIRE, BATTERY, ACCESSORY DEALERS | 133 | 95 | 14 004 | 13 356 | 1 959 | 39 606 | 440 | 89 |
| | HOME AND AUTO SUPPLY STORES | 6 | (0) | (0) | (0) | (0) | (0) | (0) | (0) |
| 559 | MISCELLANEOUS AIRCRAFT, MARINE, AUTOMOTIVE DEALERS | 18 | 8 | (0) | (0) | (0) | (0) | (0) | (0) |
| | AIRCRAFT, BOAT, MOTORCYCLE DEALERS | 13 | 7 | (0) | (0) | (0) | (0) | (0) | (0) |
| | HOUSEHOLD TRAILER DEALERS | 1 | (0) | (0) | (0) | (0) | (0) | (0) | (0) |
| | OTHER AUTOMOTIVE DEALERS | 4 | - | 136 | - | - | - | - | 6 |
| | GASOLINE SERVICE STATIONS | | | | | | | | |
| 55PT(554) | TOTAL | 913 | 803 | 113 302 | 108 566 | 12 265 | 255 170 | 3 343 | 691 |
| | APPAREL, ACCESSORY STORES | | | | | | | | |
| | TOTAL | 2 931 | 1 907 | 260 715 | 240 179 | 35 366 | 711 085 | 9 904 | 2 275 |
| 561,567 | MEN'S, BOYS' APPAREL STORES, CUSTOM TAILORS | 558 | 404 | 61 361 | 57 611 | 8 812 | 172 673 | 1 927 | 399 |
| 561 | MEN'S, BOYS' CLOTHING AND FURNISHINGS STORES | 463 | 373 | 60 051 | 56 851 | 8 659 | 169 439 | 1 873 | 296 |
| 567 | CUSTOM TAILORS | 95 | 31 | 1 310 | 760 | 153 | 3 234 | 54 | 103 |
| 562-3,568 | WOMEN'S CLOTHING, SPECIALTY STORES | 1 213 | 849 | 107 179 | 101 327 | 15 275 | 315 841 | 4 943 | 996 |
| 562 | WOMEN'S READY-TO-WEAR STORES | 586 | 422 | 67 691 | 65 025 | 10 640 | 219 368 | 3 388 | 473 |
| 563,568 | WOMEN'S ACCESSORY, SPECIALTY STORES, FURRIERS | 627 | 427 | 39 488 | 36 302 | 4 635 | 96 473 | 1 555 | 523 |
| 563 | MILLINERY STORES | 73 | 37 | 1 969 | 1 463 | 219 | 4 391 | 85 | 72 |
| | CORSET, LINGERIE STORES | 139 | 95 | 7 713 | 6 993 | 960 | 19 546 | 311 | 117 |
| | HOSIERY STORES | 40 | 20 | 1 605 | 1 311 | 163 | 3 171 | 53 | 33 |
| | APPAREL, ACCESSORY, OTHER SPECIALTY STORES | 296 | 240 | 25 509 | 24 353 | 2 920 | 59 998 | 1 007 | 226 |
| 568 | FURRIERS, FUR SHOPS | 79 | 35 | 2 692 | 2 182 | 373 | 9 367 | 99 | 75 |
| 565 | FAMILY CLOTHING STORES | 406 | 100 | 20 737 | 14 509 | 1 880 | 36 205 | 553 | 419 |
| 566 | SHOE STORES | 551 | 415 | 51 484 | 48 266 | 7 154 | 141 638 | 1 760 | 284 |
| | MEN'S SHOE STORES | 95 | 95 | 11 085 | 11 085 | 1 578 | 28 108 | 298 | 10 |
| | WOMEN'S SHOE STORES | 113 | 111 | 15 017 | 14 987 | 2 449 | 46 099 | 551 | 31 |
| | CHILDREN'S, JUVENILES' SHOE STORES | 32 | 28 | 2 550 | 2 456 | 366 | 6 749 | 69 | 21 |
| | FAMILY SHOE STORES | 311 | 181 | 22 832 | 19 738 | 2 761 | 60 682 | 842 | 222 |
| 564 | CHILDREN'S, INFANTS' WEAR STORES | 173 | 135 | 16 586 | (0) | (0) | (0) | (0) | (0) |
| 569 | MISCELLANEOUS APPAREL, ACCESSORY STORES | 30 | 4 | 3 368 | (0) | (0) | (0) | (0) | (0) |
| | FURNITURE, HOME FURNISHINGS, EQUIPMENT STORES | | | | | | | | |
| | TOTAL | 1 356 | 964 | 166 561 | 158 021 | 22 174 | 443 747 | 4 717 | 896 |
| 571 | FURNITURE, HOME FURNISHINGS STORES | 1 069 | 741 | 123 534 | 116 242 | 17 476 | 353 375 | 3 794 | 739 |
| 5712 | FURNITURE STORES | 519 | 375 | 75 722 | 71 814 | 10 638 | 211 012 | 2 145 | 296 |
| 5713 | FLOOR COVERING STORES | 187 | 157 | 23 580 | 23 000 | 3 471 | 71 640 | 699 | 123 |
| 5714 | DRAPERY, CURTAIN, UPHOLSTERY STORES | 156 | 120 | 9 735 | 9 077 | 1 554 | 34 324 | 423 | 118 |
| 5715 | CHINA, GLASSWARE, METALWARE STORES | 53 | 37 | 7 446 | 7 308 | 995 | 19 972 | 302 | 46 |
| 5719 | MISCELLANEOUS HOME FURNISHINGS STORES | 154 | 52 | 7 051 | 5 043 | 818 | 16 427 | 225 | 156 |

Standard Notes: - Represents zero. (D) Withheld to avoid disclosure. (NA) Not available. (X) Not applicable.
*Nonstore retailers, part of SIC major group 53, are shown separately in this table.

TABLE 5. Counties With 500 Establishments or More: 1963-Continued

| SIC code | County and kind of business | Establishments | | Sales | | Payroll, entire year (\$1,000) | Payroll, workweek ended nearest Nov. 15 (dollars) | Paid employees, workweek ended nearest Nov. 15 (number) | Active proprietors of unincorporated businesses (number) |
|--|---|----------------|--------------|---------------------------|-----------------------------|-----------------------------------|--|--|---|
| | | Total | With payroll | Total, all establishments | Establishments with payroll | | | | |
| | | (number) | (number) | (\$1,000) | (\$1,000) | | | | |
| KINGS COUNTY--CONTINUED | | | | | | | | | |
| FURNITURE, HOME FURNISHINGS, EQUIPMENT STORES--CON. | | | | | | | | | |
| 572 | HOUSEHOLD APPLIANCE STORES | 154 | 120 | 29 085 | 28 309 | 3 014 | 57 796 | 563 | 74 |
| 5732 | RADIO, TELEVISION STORES | 74 | 68 | 10 707 | 10 657 | 1 293 | 25 055 | 263 | 35 |
| 5733 | MUSIC STORES | 59 | 35 | 3 235 | 2 813 | 391 | 7 521 | 97 | 48 |
| | RECORD SHOPS | 35 | 17 | 1 223 | 949 | 131 | 2 382 | 39 | 31 |
| | MUSICAL INSTRUMENT STORES | 24 | 18 | 2 012 | 1 864 | 260 | 5 139 | 58 | 17 |
| EATING, DRINKING PLACES | | | | | | | | | |
| 58 | TOTAL | 4 303 | 3 555 | 251 205 | 236 757 | 54 385 | 1 128 625 | 19 256 | 3 587 |
| 5812 | EATING PLACES | 2 967 | 2 275 | 189 239 | 176 243 | 42 834 | 889 812 | 15 528 | 2 585 |
| | RESTAURANTS, LUNCHROOMS | 1 847 | 1 583 | 114 415 | 114 857 | 27 401 | 579 733 | 10 520 | 1 578 |
| | CAFETERIAS | 81 | 81 | 11 872 | 11 872 | 3 666 | 72 860 | 1 107 | 49 |
| | REFRESHMENT PLACES | 886 | 462 | 37 003 | 28 625 | 5 627 | 103 670 | 1 761 | 901 |
| | CATERERS | 153 | 149 | 20 949 | 20 889 | 6 140 | 133 549 | 2 140 | 57 |
| 5813 | DRINKING PLACES (ALCOHOLIC BEVERAGES) | 1 336 | 1 280 | 61 966 | 60 514 | 11 551 | 238 813 | 3 728 | 1 002 |
| DRUG STORES, PROPRIETARY STORES | | | | | | | | | |
| 59PT(591) | TOTAL | 971 | 769 | 80 116 | 73 148 | 9 264 | 187 800 | 2 342 | 894 |
| 591 | DRUG STORES | 937 | 751 | 77 981 | 71 361 | 9 050 | 183 497 | 2 283 | 865 |
| | PROPRIETARY STORES | 34 | 18 | 2 135 | 1 787 | 214 | 4 303 | 59 | 29 |
| OTHER RETAIL STORES | | | | | | | | | |
| 59 EX.591 | TOTAL | 2 950 | 1 752 | 286 112 | 252 580 | 30 783 | 623 418 | 6 534 | 2 531 |
| 592 | LIQUOR STORES | 639 | 497 | 86 248 | 74 906 | 6 284 | 117 421 | 1 292 | 573 |
| 593 | ANTIQUA STORES, SECONDHAND STORES | 242 | 120 | 8 964 | 7 232 | 1 437 | 29 887 | 406 | 202 |
| 5932 | ANTIQUA STORES | 32 | 6 | 768 | 262 | 27 | 543 | 6 | 33 |
| 5933 | SECONDHAND STORES | 210 | 114 | 8 196 | 6 970 | 1 410 | 29 344 | 400 | 169 |
| 594 | BOOK, STATIONERY STORES | 204 | 132 | 12 123 | 9 849 | 1 205 | 25 307 | 357 | 175 |
| 5942 | BOOK STORES | 32 | 20 | 2 771 | 2 607 | 320 | 6 491 | 83 | 23 |
| 5943 | STATIONERY STORES | 172 | 112 | 9 352 | 7 242 | 885 | 18 816 | 274 | 152 |
| 595 | SPORTING GOODS STORES, BICYCLE SHOPS | 73 | 43 | 3 751 | 3 385 | 395 | 7 439 | 94 | 53 |
| 5952 | SPORTING GOODS STORES | 54 | 30 | 3 041 | 2 769 | 328 | 6 032 | 72 | 36 |
| 5953 | BICYCLE SHOPS | 19 | 13 | 710 | 616 | 67 | 1 407 | 22 | 17 |
| 5962 | HAY, GRAIN, FEED STORES | 3 | 3 | 327 | 327 | 22 | 423 | 6 | 2 |
| 5969 | OTHER FARM SUPPLY STORES | - | - | - | - | - | - | - | - |
| | GARDEN SUPPLY STORES | 8 | 6 | 681 | 661 | 82 | 2 193 | 26 | 7 |
| 597 | JEWELRY STORES | 186 | 88 | 13 878 | 12 132 | 1 942 | 38 902 | 483 | 161 |
| 598 | FUEL, ICE DEALERS | 331 | 239 | 103 052 | 100 770 | 12 845 | 269 327 | 2 127 | 227 |
| 5982 | COAL AND WOOD DEALERS | 33 | 21 | 11 919 | 11 821 | 1 342 | 30 028 | 268 | 25 |
| | ICE DEALERS | 33 | 5 | (D) | (D) | (D) | (D) | (D) | (D) |
| 5983 | FUEL OIL DEALERS | 263 | 211 | 89 664 | 87 772 | 11 331 | 235 391 | 1 816 | 167 |
| 5984 | BOTTLE GAS DEALERS | 2 | 2 | (O) | (O) | (D) | (O) | (D) | (O) |
| 5992 | FLORISTS | 228 | 130 | 8 940 | 7 358 | 1 659 | 31 428 | 407 | 211 |
| 5993 | CIGAR STORES, STANDS | 122 | 70 | 8 359 | 6 479 | 600 | 12 213 | 172 | 109 |
| 5994 | NEWS DEALERS, NEWSSTANDS | 157 | 61 | 6 977 | 4 465 | 414 | 9 299 | 152 | 143 |
| 5996 | CAMERA, PHOTOGRAPHIC SUPPLY STORES | 33 | 19 | 2 188 | 1 738 | 187 | 3 822 | 46 | 30 |
| 5997 | GIFT, NOVELTY, SOUVENIR SHOPS | 201 | 71 | 7 311 | 4 463 | 601 | 13 440 | 195 | 196 |
| 5998 | OPTICAL GOODS STORES | 131 | 79 | 4 240 | 3 274 | 877 | 17 019 | 172 | 117 |
| 5999 | TYPEWRITER STORES | 8 | 8 | 381 | 381 | 70 | 1 365 | 20 | 3 |
| | LUGGAGE, LEATHER GOODS STORES | 32 | 14 | 1 217 | 947 | 134 | 2 603 | 32 | 33 |
| | HOBBY, TOY, GAME SHOPS | 97 | 57 | 7 446 | 6 814 | 738 | 15 672 | 232 | 83 |
| | RELIGIOUS GOODS STORES | 32 | 8 | 557 | 259 | 50 | 974 | 15 | 29 |
| | PET SHOPS | 56 | 16 | 1 305 | 791 | 129 | 3 014 | 45 | 46 |
| | OTHER | 167 | 91 | 8 167 | 6 349 | 1 112 | 21 670 | 255 | 131 |
| NONSTORE RETAILERS* | | | | | | | | | |
| 53 PART* | TOTAL | 1 300 | 220 | 57 228 | 39 620 | 5 403 | 111 611 | 1 196 | 1 259 |
| 532 | MAIL-ORDER HOUSES | 65 | 23 | 10 046 | 9 420 | 1 248 | 24 414 | 328 | 60 |
| 534 | MERCHANDISE VENDING MACHINE OPERATORS | 104 | 38 | 11 237 | 9 407 | 766 | 16 245 | 159 | 86 |
| 535 | DIRECT SELLING (HOUSE-TO-HOUSE) ORGANIZATIONS | 1 131 | 159 | 35 945 | 20 793 | 3 389 | 70 952 | 709 | 1 113 |
| LIVINGSTON COUNTY | | | | | | | | | |
| RETAIL TRADE, TOTAL | | | | | | | | | |
| | | 535 | 343 | 54 269 | 49 309 | 4 849 | 95 812 | 1 517 | 510 |
| LUMBER, BUILDING MATERIALS, HARDWARE, FARM EQUIPMENT DEALERS | | | | | | | | | |
| 52 | TOTAL | 40 | 34 | 4 814 | 4 730 | 574 | 11 672 | 145 | 33 |
| 521 | LUMBER AND OTHER BUILDING MATERIALS DEALERS | 15 | 15 | 2 611 | 2 611 | 340 | 7 505 | 86 | 10 |
| 522-524 | HEATING, PLUMBING, PAINT, ELECTRICAL STORES | 3 | 1 | (D) | (O) | (O) | (O) | (O) | (O) |
| 5251 | HARDWARE STORES | 10 | 10 | (D) | (D) | (D) | (O) | (O) | (D) |
| 5252 | FARM EQUIPMENT DEALERS | 12 | 8 | 1 545 | 1 467 | 147 | 2 581 | 35 | 15 |
| GENERAL MERCHANDISE GROUP STORES* | | | | | | | | | |
| 53 PART* | TOTAL | 14 | 12 | 1 089 | 1 025 | 117 | 2 234 | 47 | 11 |
| 531 | DEPARTMENT STORES | - | - | - | - | - | - | - | - |
| 533 | LIMITED PRICE VARIETY STORES | 9 | 9 | (O) | (O) | (D) | (O) | (D) | (O) |
| 539 | MISCELLANEOUS GENERAL MERCHANDISE STORES | 5 | 3 | (O) | (D) | (D) | (O) | (O) | (O) |

Standard Notes: - Represents zero. (D) Withheld to avoid disclosure. (NA) Not available. (X) Not applicable.
 *Nonstore retailers, part of SIC major group 53, are shown separately in this table.

TABLE 5. Counties With 500 Establishments or More: 1963-Continued

| SIC code | County and kind of business | Establishments | | Sales | | Payroll, entire year (\$1,000) | Payroll, workweek ended nearest Nov. 15 (dollars) | Paid employees, workweek ended nearest Nov. 15 (number) | Active proprietors of unincorporated businesses (number) |
|--|--|-------------------|--------------------------|--|--|-----------------------------------|--|--|---|
| | | Total (number) | With payroll (number) | Total, all establishments (\$1,000) | Establishments with payroll (\$1,000) | | | | |
| <u>LIVINGSTON COUNTY--CONTINUED</u> | | | | | | | | | |
| FOOD STORES | | | | | | | | | |
| 54 | TOTAL | 84 | 42 | 14 494 | 13 004 | 971 | 17 714 | 265 | 76 |
| 541 | GROCERY STORES, INCLUDING DELICATESSENS. | 75 | 39 | 14 088 | 12 756 | 937 | 17 160 | 254 | 67 |
| 542 | MEAT MARKETS, FISH (SEAFOOD) MARKETS | - | - | - | - | - | - | - | - |
| 543 | FRUIT STORES, VEGETABLE MARKETS | 5 | 1 | (D) | (D) | (D) | (D) | (D) | (D) |
| 544 | CANDY, NUT, CONFECTIONERY STORES | - | - | 9 | 9 | 1 | - | - | - |
| 545-549 | OTHER FOOD STORES | 4 | 2 | (D) | (D) | (D) | (D) | (D) | (D) |
| AUTOMOTIVE DEALERS | | | | | | | | | |
| 55 EX.554 | TOTAL | 62 | 48 | 14 240 | 13 910 | 1 190 | 23 915 | 279 | 45 |
| GASOLINE SERVICE STATIONS | | | | | | | | | |
| 55PT(554) | TOTAL | 50 | 34 | 3 828 | 2 916 | 211 | 4 070 | 83 | 53 |
| APPAREL, ACCESSORY STORES | | | | | | | | | |
| 56 | TOTAL | 33 | 23 | 2 166 | 1 992 | 199 | 3 791 | 76 | 31 |
| 561,567 | MEN'S, BOYS' APPAREL STORES, CUSTOM TAILORS. | 8 | 8 | 744 | 744 | 89 | 1 693 | 30 | 6 |
| 562-3,568 | WOMEN'S CLOTHING, SPECIALTY STORES | 8 | 6 | 537 | 515 | 37 | 642 | 16 | 9 |
| 562 | WOMEN'S READY-TO-WEAR STORES | 8 | 6 | 537 | 515 | 37 | 642 | 16 | 9 |
| 563,568 | WOMEN'S ACCESSORY, SPECIALTY STORES, FURRIERS. | - | - | - | - | - | - | - | - |
| 565 | FAMILY CLOTHING STORES | 6 | 4 | 531 | 481 | 53 | 984 | 22 | 4 |
| 566 | SHOE STORES | 9 | 3 | (D) | (D) | (D) | (D) | (D) | (D) |
| 564,569 | OTHER APPAREL, ACCESSORY STORES | 2 | 2 | (D) | (D) | (D) | (D) | (D) | (D) |
| FURNITURE, HOME FURNISHINGS, EQUIPMENT STORES | | | | | | | | | |
| 57 | TOTAL | 32 | 20 | 1 799 | 1 599 | 236 | 4 111 | 55 | 29 |
| 571 | FURNITURE, HOME FURNISHINGS STORES | 15 | 9 | 927 | 853 | 133 | 2 462 | 35 | 12 |
| 572,573 | HOUSEHOLD APPLIANCE, RADIO, TELEVISION, MUSIC STORES | 17 | 11 | 872 | 746 | 103 | 1 649 | 20 | 17 |
| EATING, DRINKING PLACES | | | | | | | | | |
| 58 | TOTAL | 109 | 79 | 4 292 | 3 782 | 766 | 16 078 | 374 | 128 |
| 5812 | EATING PLACES | 76 | 48 | 3 124 | 2 654 | 601 | 13 014 | 306 | 89 |
| 5813 | DRINKING PLACES (ALCOHOLIC BEVERAGES). | 33 | 31 | 1 168 | 1 128 | 165 | 3 064 | 68 | 39 |
| DRUG STORES, PROPRIETARY STORES | | | | | | | | | |
| 59PT(591) | TOTAL | 13 | 13 | 1 326 | 1 326 | 170 | 3 471 | 62 | 8 |
| 591 | DRUG STORES | 13 | 13 | 1 326 | 1 326 | 170 | 3 471 | 62 | 8 |
| | PROPRIETARY STORES | - | - | - | - | - | - | - | - |
| OTHER RETAIL STORES | | | | | | | | | |
| 59 EX.591 | TOTAL | 77 | 35 | 5 613 | (D) | (D) | (D) | (D) | (D) |
| 592 | LIQUOR STORES | 7 | 5 | 591 | 421 | 18 | 327 | 6 | 9 |
| 593 | ANTIQUe STORES, SECONDHAND STORES | 17 | 1 | 136 | (D) | (D) | (D) | (D) | (D) |
| 594 | BOOK, STATIONERY STORES | 5 | 3 | 177 | 143 | 12 | 257 | 6 | 6 |
| 595 | SPORTING GOODS STORES, BICYCLE SHOPS | - | - | 9 | 9 | 1 | - | - | - |
| 596 | FARM, GARDEN SUPPLY STORES, INCLUDING FEED STORES | 16 | 12 | 3 607 | 3 313 | 262 | 5 853 | 75 | 14 |
| 597 | JEWELRY STORES | 9 | 3 | 290 | 186 | 24 | 366 | 8 | 8 |
| 598 | FUEL, ICE DEALERS | 6 | 6 | 392 | 392 | 39 | 800 | 11 | 7 |
| 599 | OTHER STORES | 17 | 5 | 411 | 307 | 31 | 644 | 13 | 16 |
| NONSTORE RETAILERS* | | | | | | | | | |
| 53 PART* | TOTAL | 21 | 3 | 608 | (D) | (D) | (D) | (D) | (D) |
| <u>MADISON COUNTY</u> | | | | | | | | | |
| RETAIL TRADE, TOTAL | | | | | | | | | |
| | | 604 | 416 | 73 318 | 68 682 | 7 027 | 132 728 | 2 085 | 575 |
| LUMBER, BUILDING MATERIALS, HARDWARE, FARM EQUIPMENT DEALERS | | | | | | | | | |
| 52 | TOTAL | 42 | 28 | 5 464 | 5 162 | 633 | 11 889 | 142 | 33 |
| 521 | LUMBER AND OTHER BUILDING MATERIALS DEALERS | 14 | 12 | 2 477 | 2 471 | 327 | 5 803 | 66 | 9 |
| 522-524 | HEATING, PLUMBING, PAINT, ELECTRICAL STORES | 3 | 3 | 133 | 133 | 26 | 500 | 5 | 2 |
| 5251 | HARDWARE STORES | 14 | 4 | 745 | 481 | 82 | 1 352 | 22 | 14 |
| 5252 | FARM EQUIPMENT DEALERS | 11 | 9 | 2 109 | 2 077 | 198 | 4 234 | 49 | 8 |
| GENERAL MERCHANDISE GROUP STORES* | | | | | | | | | |
| 53 PART* | TOTAL | 19 | 15 | 3 137 | 3 029 | 460 | 8 449 | 178 | 17 |
| 531 | DEPARTMENT STORES | - | - | - | - | - | - | - | - |
| 533 | LIMITED PRICE VARIETY STORES | 6 | 6 | 2 209 | 2 209 | 347 | 6 593 | 139 | 2 |
| 539 | MISCELLANEOUS GENERAL MERCHANDISE STORES | 13 | 9 | 928 | 820 | 113 | 1 856 | 39 | 15 |
| FOOD STORES | | | | | | | | | |
| 54 | TOTAL | 91 | 55 | 18 303 | 17 275 | 1 312 | 24 715 | 376 | 75 |
| 541 | GROCERY STORES, INCLUDING DELICATESSENS. | 83 | 49 | 17 964 | 17 018 | 1 274 | 23 965 | 359 | 67 |
| 542 | MEAT MARKETS, FISH (SEAFOOD) MARKETS | 2 | 2 | (D) | (D) | (D) | (D) | (D) | (D) |
| 543 | FRUIT STORES, VEGETABLE MARKETS | - | - | 32 | - | - | - | - | - |
| 544 | CANDY, NUT, CONFECTIONERY STORES | 2 | - | 50 | - | - | - | - | 2 |
| 545-549 | OTHER FOOD STORES | 4 | 4 | (D) | (D) | (D) | (D) | (D) | (D) |

Standard Notes: - Represents zero. (D) Withheld to avoid disclosure. (NA) Not available. (X) Not applicable.
*Nonstore retailers, part of SIC major group 53, are shown separately in this table.

TABLE 5. Counties With 500 Establishments or More: 1963-Continued

| SIC code | County and kind of business | Establishments | | Sales | | Payroll, entire year (\$1,000) | Payroll, workweek ended nearest Nov. 15 (dollars) | Paid employees, workweek ended nearest Nov. 15 (number) | Active proprietors of unincorporated businesses (number) |
|---|--|----------------|-----------------------|-------------------------------------|---------------------------------------|--------------------------------|---|---|--|
| | | Total (number) | With payroll (number) | Total, all establishments (\$1,000) | Establishments with payroll (\$1,000) | | | | |
| MAOISON COUNTY--CONTINUED | | | | | | | | | |
| AUTOMOTIVE DEALERS | | | | | | | | | |
| SS EX, SS4 | TOTAL | 48 | 38 | 16 868 | 16 476 | 1 547 | 26 913 | 319 | 40 |
| GASOLINE SERVICE STATIONS | | | | | | | | | |
| SSPT(SS4) | TOTAL | 60 | 42 | 5 034 | 4 384 | 314 | 6 364 | 118 | 69 |
| APPAREL, ACCESSORY STORES | | | | | | | | | |
| S6 | TOTAL | 32 | 30 | 2 369 | 2 261 | 319 | 6 450 | 108 | 31 |
| S61, S67 | MEN'S, BOYS' APPAREL STORES, CUSTOM TAILORS | 10 | 10 | 527 | 527 | 74 | 1 719 | 25 | 12 |
| S62-3, S68 | WOMEN'S CLOTHING, SPECIALTY STORES | 10 | 10 | 597 | 597 | 93 | 1 800 | 38 | 9 |
| S62 | WOMEN'S READY-TO-WEAR STORES | 9 | 9 | (0) | (0) | (0) | (0) | (0) | (0) |
| S63, S68 | WOMEN'S ACCESSORY, SPECIALTY STORES, FURRIERS | 1 | 1 | (0) | (0) | (0) | (0) | (0) | (0) |
| S65 | FAMILY CLOTHING STORES | 5 | 5 | 846 | 820 | 98 | 1 996 | 30 | 6 |
| S66 | SHOE STORES | 7 | 5 | 399 | 317 | 54 | 935 | 15 | 4 |
| S64, S69 | OTHER APPAREL, ACCESSORY STORES | - | - | - | - | - | - | - | - |
| FURNITURE, HOME FURNISHINGS, EQUIPMENT STORES | | | | | | | | | |
| S7 | TOTAL | 27 | 19 | 1 902 | 1 806 | 205 | 3 973 | 57 | 29 |
| S71 | FURNITURE, HOME FURNISHINGS STORES | 12 | 8 | 1 032 | 956 | 122 | 2 447 | 31 | 12 |
| S72, S73 | HOUSEHOLD APPLIANCE, RADIO, TELEVISION, MUSIC STORES | 15 | 11 | 870 | 850 | 83 | 1 526 | 26 | 17 |
| EATING, DRINKING PLACES | | | | | | | | | |
| S8 | TOTAL | 141 | 97 | 4 948 | 4 270 | 831 | 17 006 | 406 | 152 |
| S812 | EATING PLACES | 101 | 61 | 3 609 | 2 999 | 630 | 12 356 | 306 | 107 |
| S813 | DRINKING PLACES (ALCOHOLIC BEVERAGES) | 40 | 36 | 1 339 | 1 271 | 201 | 4 650 | 100 | 45 |
| DRUG STORES, PROPRIETARY STORES | | | | | | | | | |
| S9PT(S91) | TOTAL | 16 | 14 | 2 698 | 2 510 | 330 | 6 380 | 100 | 17 |
| S91 | DRUG STORES | 16 | 14 | 2 698 | 2 510 | 330 | 6 380 | 100 | 17 |
| | PROPRIETARY STORES | - | - | - | - | - | - | - | - |
| OTHER RETAIL STORES | | | | | | | | | |
| S9 EX, S91 | TOTAL | 109 | 71 | 11 155 | 10 261 | 922 | 17 632 | 239 | 97 |
| S92 | LIQUOR STORES | 11 | 11 | 685 | 685 | 41 | 822 | 17 | 11 |
| S93 | ANTIQUA STORES, SECONOHANO STORES | 13 | 1 | 117 | (0) | (0) | (0) | (0) | (0) |
| S94 | BOOK, STATIONERY STORES | 3 | 3 | (0) | (0) | (0) | (0) | (0) | (0) |
| S95 | SPORTING GOODS STORES, BICYCLE SHOPS | - | - | - | - | - | - | - | - |
| S96 | FARM, GARDEN SUPPLY STORES, INCLUDING FEEO STORES | 26 | 24 | 6 576 | 6 570 | 484 | 9 025 | 106 | 10 |
| S97 | JEWELRY STORES | 7 | 1 | (0) | (0) | (0) | (0) | (0) | (0) |
| S98 | FUEL, ICE DEALERS | 15 | 13 | 2 559 | 2 153 | 297 | 5 725 | 70 | 15 |
| S99 | OTHER STORES | 34 | 18 | 746 | (0) | (0) | (0) | (0) | (0) |
| NONSTORE RETAILERS* | | | | | | | | | |
| S3 PART* | TOTAL | 19 | 7 | 1 440 | 1 248 | 154 | 2 957 | 42 | 15 |
| MONROE COUNTY | | | | | | | | | |
| RETAIL TRADE, TOTAL | | | | | | | | | |
| | | 4 565 | 3 301 | 917 255 | 881 157 | 111 457 | 2 198 519 | 33 498 | 3 801 |
| LUMBER, BUILDING MATERIALS, HARDWARE, FARM EQUIPMENT DEALERS | | | | | | | | | |
| S2 | TOTAL | 261 | 171 | 36 508 | 34 610 | 4 838 | 87 317 | 986 | 193 |
| S21 | LUMBER YARDS | 22 | 22 | 15 115 | 15 115 | 1 913 | 32 210 | 331 | 6 |
| | BUILDING MATERIALS DEALERS | 43 | 25 | 5 797 | 5 343 | 963 | 19 433 | 206 | 32 |
| S22 | HEATING, PLUMBING EQUIPMENT DEALERS | 22 | 16 | 2 289 | 2 185 | 494 | 9 623 | 105 | 10 |
| S23 | PAINT, GLASS, WALLPAPER STORES | 40 | 22 | 2 562 | 2 252 | 314 | 5 571 | 68 | 30 |
| S24 | ELECTRICAL SUPPLY STORES | 3 | 3 | (0) | (0) | (0) | (0) | (0) | (0) |
| S251 | HARDWARE STORES | 108 | 64 | 6 435 | 5 439 | 711 | 13 460 | 191 | 99 |
| S252 | FARM EQUIPMENT DEALERS | 23 | 19 | (0) | (0) | (0) | (0) | (0) | (0) |
| GENERAL MERCHANDISE GROUP STORES* | | | | | | | | | |
| S3 PART* | TOTAL | 95 | 85 | 144 046 | 143 824 | 21 990 | 498 698 | 8 432 | 45 |
| S31 | DEPARTMENT STORES | 20 | 20 | (0) | (0) | (0) | (0) | (0) | (0) |
| S33 | LIMITED PRICE VARIETY STORES | 40 | 34 | 12 907 | 12 763 | 2 187 | 35 567 | 895 | 17 |
| S39 | GENERAL MERCHANDISE STORES | 23 | 19 | 7 761 | 7 683 | 979 | 19 479 | 351 | 15 |
| | DRY GOODS STORES | 7 | 7 | 797 | 797 | 142 | 2 437 | 42 | 6 |
| | SEWING, NEEDLEWORK STORES | 5 | 5 | (0) | (0) | (0) | (0) | (0) | (0) |
| FOOD STORES | | | | | | | | | |
| S4 | TOTAL | 915 | 547 | 213 975 | 197 719 | 16 089 | 309 076 | 4 840 | 854 |
| S41 | GROCERY STORES, INCLUDING DELICATESSENS | 645 | 381 | 192 669 | 180 175 | 13 237 | 251 603 | 3 833 | 591 |
| S42 | MEAT MARKETS | 59 | 35 | 6 554 | 5 260 | 480 | 9 158 | 135 | 9 |
| | FISH (SEAFOOD) MARKETS | 7 | 7 | 341 | 341 | 27 | 502 | 18 | 9 |
| S43 | FRUIT STORES, VEGETABLE MARKETS | 29 | 7 | 2 082 | 1 204 | 167 | 2 153 | 40 | 29 |
| S44 | CANOE, NUT, CONFECTIONERY STORES | 42 | 24 | 1 382 | 1 020 | 143 | 2 724 | 62 | 32 |

Standard Notes: - Represents zero. (D) Withheld to avoid disclosure. (NA) Not available. (X) Not applicable.
 *Nonstore retailers, part of SIC major group 53, are shown separately in this table.

TABLE 5. Counties With 500 Establishments or More: 1963-Continued

| SIC code | County and kind of business | Establishments | | Sales | | Payroll, entire year (\$1,000) | Payroll, workweek ended nearest Nov. 15 (dollars) | Paid employees, workweek ended nearest Nov. 15 (number) | Active proprietors of unincorporated businesses (number) |
|---------------------------------|--|----------------|--------------|---------------------------|-----------------------------|--------------------------------|---|---|--|
| | | Total | With payroll | Total, all establishments | Establishments with payroll | | | | |
| | | (number) | (number) | (\$1,000) | (\$1,000) | | | | |
| MDNRDE COUNTY--CONTINUED | | | | | | | | | |
| FOOD STORES--CONTINUED | | | | | | | | | |
| 545 | DAIRY PRODUCTS STORES | 25 | 19 | 3 618 | 3 300 | 364 | 7 746 | 144 | 18 |
| 546 | RETAIL BAKERIES | 89 | 69 | 5 487 | (D) | (D) | (D) | (D) | (D) |
| 5462 | RETAIL BAKERIES, MANUFACTURING | 76 | 66 | 5 004 | 4 648 | 1 340 | 27 917 | 505 | 78 |
| 5463 | RETAIL BAKERIES, NONMANUFACTURING | 13 | 3 | 483 | (D) | (D) | (D) | (D) | (D) |
| 549 | EGG AND POULTRY DEALERS | 10 | 2 | 437 | (D) | (D) | (D) | (D) | (D) |
| | OTHER | 9 | 3 | 1 405 | 1 311 | 248 | 5 621 | 77 | 11 |
| AUTOMOTIVE DEALERS | | | | | | | | | |
| 55 EX. 554 | TOTAL | 200 | 152 | 190 764 | 189 316 | 17 449 | 317 574 | 3 083 | 104 |
| 551 | PASSENGER CAR DEALERS, FRANCHISED | 79 | 79 | 176 433 | 176 433 | 15 907 | 285 250 | 2 724 | 14 |
| | DOMESTIC CAR DEALERS | 67 | 67 | 164 782 | 164 782 | 14 646 | 263 199 | 2 514 | 13 |
| | IMPORTED CAR DEALERS | 6 | 6 | (D) | (D) | (D) | (D) | (D) | (D) |
| | DOMESTIC AND IMPORTED CAR DEALERS | 6 | 6 | (D) | (D) | (D) | (D) | (D) | (D) |
| 552 | PASSENGER CAR DEALERS, NONFRANCHISED | 42 | 12 | 2 375 | 1 975 | 133 | 2 897 | 34 | 42 |
| 553 | TIRE, BATTERY, ACCESSORY DEALERS | 34 | 26 | 5 078 | 4 834 | 786 | 17 001 | 171 | 22 |
| | HOME AND AUTO SUPPLY STORES | 17 | 17 | (D) | (D) | (D) | (D) | (D) | (D) |
| 559 | MISCELLANEOUS AIRCRAFT, MARINE, AUTOMOTIVE DEALERS | 28 | 18 | (D) | (D) | (D) | (D) | (D) | (D) |
| | AIRCRAFT, BOAT, MOTORCYCLE DEALERS | 16 | 10 | 2 336 | 1 720 | 186 | 3 285 | 38 | 13 |
| | HOUSEHOLD TRAILER DEALERS | 7 | 5 | 1 412 | 1 356 | 84 | 1 553 | 10 | 3 |
| | OTHER AUTOMOTIVE DEALERS | 5 | 3 | (D) | (D) | (D) | (D) | (D) | (D) |
| GASOLINE SERVICE STATIONS | | | | | | | | | |
| 55PT(554) | TOTAL | 467 | 377 | 45 875 | 41 949 | 3 893 | 79 325 | 1 389 | 476 |
| APPAREL, ACCESSORY STORES | | | | | | | | | |
| 56 | TOTAL | 356 | 272 | 54 880 | 53 800 | 9 107 | 174 181 | 2 987 | 217 |
| 561, 567 | MEN'S, BOYS' APPAREL STORES, CUSTOM TAILORS | 73 | 57 | 8 625 | 8 453 | 1 339 | 23 768 | 372 | 52 |
| 561 | MEN'S, BOYS' CLOTHING AND FURNISHINGS STORES | 50 | 48 | 8 304 | 8 284 | 1 289 | 22 832 | 349 | 28 |
| 567 | CUSTOM TAILORS | 23 | 9 | 321 | 169 | 50 | 936 | 23 | 24 |
| 562-3, 568 | WOMEN'S CLOTHING, SPECIALTY STORES | 122 | 94 | 24 276 | 23 900 | 4 243 | 79 048 | 1 475 | 83 |
| 562 | WOMEN'S READY-TO-WEAR STORES | 61 | 53 | 19 536 | 19 352 | 3 422 | 64 850 | 1 244 | 30 |
| 563, 568 | WOMEN'S ACCESSORY, SPECIALTY STORES, FURRIERS | 61 | 41 | 4 740 | 4 548 | 821 | 14 198 | 231 | 53 |
| 563 | MILLINERY STORES | 15 | 11 | (D) | (D) | (D) | (D) | (D) | (D) |
| | CORSET, LINGERIE STORES | 8 | 2 | (D) | (D) | (D) | (D) | (D) | (D) |
| | HOSIERY STORES | 2 | 2 | (D) | (D) | (D) | (D) | (D) | (D) |
| | APPAREL, ACCESSORY, OTHER SPECIALTY STORES | 19 | 15 | 2 250 | 2 186 | 346 | 5 649 | 109 | 12 |
| 568 | FURRIERS, FUR SHOPS | 17 | 11 | 1 691 | 1 625 | 364 | 6 270 | 74 | 15 |
| 565 | FAMILY CLOTHING STORES | 35 | 23 | 12 127 | 11 985 | 2 131 | 44 204 | 717 | 20 |
| 566 | SHOE STORES | 114 | 88 | 8 940 | 8 590 | 1 279 | 24 886 | 378 | 52 |
| | MEN'S SHOE STORES | 13 | 9 | 711 | 665 | 84 | 1 977 | 28 | 5 |
| | WOMEN'S SHOE STORES | 18 | 18 | (D) | (D) | (D) | (D) | (D) | (D) |
| | CHILDREN'S, JUVENILES' SHOE STORES | 6 | 6 | 253 | 253 | 70 | 1 407 | 20 | 3 |
| | FAMILY SHOE STORES | 77 | 55 | (D) | (D) | (D) | (D) | (D) | (D) |
| 564 | CHILDREN'S, INFANTS' WEAR STORES | 8 | 8 | (D) | (D) | (D) | (D) | (D) | (D) |
| 569 | MISCELLANEOUS APPAREL, ACCESSORY STORES | 4 | 2 | (D) | (D) | (D) | (D) | (D) | (D) |
| | FURNITURE, HOME FURNISHINGS, EQUIPMENT STORES | | | | | | | | |
| 57 | TOTAL | 243 | 175 | 45 061 | 43 597 | 7 010 | 126 878 | 1 420 | 171 |
| 571 | FURNITURE, HOME FURNISHINGS STORES | 132 | 90 | 24 118 | 23 062 | 4 356 | 79 165 | 887 | 101 |
| 5712 | FURNITURE STORES | 72 | 52 | 16 294 | 16 294 | 2 926 | 50 518 | 571 | 54 |
| 5713 | FLOOR COVERING STORES | 28 | 20 | 5 511 | 5 225 | 1 187 | 22 328 | 202 | 21 |
| 5714 | DRAPERY, CURTAIN, UPHOLSTERY STORES | 15 | 9 | 769 | 745 | 139 | 3 594 | 53 | 13 |
| 5715 | CHINA, GLASSWARE, METALWARE STORES | 3 | 1 | (D) | (D) | (D) | (D) | (D) | (D) |
| 5719 | MISCELLANEOUS HOME FURNISHINGS STORES | 14 | 8 | (D) | (D) | (D) | (D) | (D) | (D) |
| 572 | HOUSEHOLD APPLIANCE STORES | 62 | 48 | 15 635 | 15 399 | 1 897 | 34 199 | 354 | 36 |
| 5732 | RADIO, TELEVISION STORES | 16 | 14 | 1 978 | 1 902 | 240 | 4 120 | 52 | 11 |
| 5733 | MUSIC STORES | 33 | 23 | 3 330 | 3 234 | 517 | 9 394 | 127 | 23 |
| | RECORD SHOPS | 12 | 8 | 468 | 436 | 51 | 906 | 18 | 8 |
| | MUSICAL INSTRUMENT STORES | 21 | 15 | 2 862 | 2 798 | 466 | 8 488 | 109 | 15 |
| EATING, DRINKING PLACES | | | | | | | | | |
| 58 | TOTAL | 991 | 865 | 66 394 | 64 134 | 15 208 | 314 908 | 6 245 | 927 |
| 5812 | EATING PLACES | 642 | 522 | 48 063 | 45 903 | 12 014 | 247 146 | 4 917 | 555 |
| | RESTAURANTS, LUNCHROOMS | 419 | 339 | 33 399 | 31 781 | 8 611 | 181 133 | 3 533 | 397 |
| | CAFETERIAS | 40 | 40 | 2 880 | 2 828 | 1 018 | 18 835 | 341 | 10 |
| | REFRESHMENT PLACES | 136 | 106 | 8 847 | 8 473 | 1 676 | 34 247 | 751 | 114 |
| | CATERERS | 47 | 37 | 2 937 | 2 821 | 709 | 12 931 | 292 | 34 |
| 5813 | DRINKING PLACES (ALCOHOLIC BEVERAGES) | 349 | 343 | 18 331 | 18 231 | 3 194 | 67 762 | 1 328 | 372 |
| DRUG STORES, PROPRIETARY STORES | | | | | | | | | |
| 59PT(591) | TOTAL | 152 | 150 | 30 145 | 30 115 | 4 570 | 84 512 | 1 218 | 69 |
| 591 | DRUG STORES | 151 | 149 | (D) | (D) | (D) | (D) | (D) | (D) |
| | PROPRIETARY STORES | 1 | 1 | (D) | (D) | (D) | (D) | (D) | (D) |
| OTHER RETAIL STORES | | | | | | | | | |
| 59 EX. 591 | TOTAL | 652 | 436 | 63 076 | 58 014 | 8 566 | 152 504 | 2 053 | 532 |
| 592 | LIQUOR STORES | 118 | 96 | 12 472 | 11 186 | 811 | 16 613 | 271 | 111 |
| 593 | ANTIQUE STORES, SECONDHAND STORES | 49 | 23 | 1 583 | 1 147 | 211 | 3 681 | 59 | 51 |
| 5932 | ANTIQUE STORES | 12 | 2 | 156 | (D) | (D) | (D) | (D) | (D) |
| 5933 | SECONDHAND STORES | 37 | 21 | 1 427 | (D) | (D) | (D) | (D) | (D) |
| 594 | BOOK, STATIONERY STORES | 25 | 15 | (D) | (D) | (D) | (D) | (D) | (D) |
| 5942 | BOOK STORES | 6 | 4 | (D) | (D) | (D) | (D) | (D) | (D) |
| 5943 | STATIONERY STORES | 19 | 11 | 2 764 | 2 702 | 578 | 9 166 | 154 | 9 |

Standard Notes: - Represents zero. (D) Withheld to avoid disclosure. (NA) Not available. (X) Not applicable. ^r Revised.
 *Nonstore retailers, part of SIC major group 53, are shown separately in this table.

TABLE 5. Counties With 500 Establishments or More: 1963-Continued

| SIC code | County and kind of business | Establishments | | Sales | | Payroll, entire year (\$1,000) | Payroll, workweek ended nearest Nov. 15 (dollars) | Paid employees, workweek ended nearest Nov. 15 (number) | Active proprietors of unincorporated businesses (number) |
|--|--|----------------|--------------|---------------------------|-----------------------------|--------------------------------|---|---|--|
| | | Total | With payroll | Total, all establishments | Establishments with payroll | | | | |
| | | (number) | (number) | (\$1,000) | (\$1,000) | | | | |
| MONROE COUNTY--CONTINUED | | | | | | | | | |
| OTHER RETAIL STORES--CONTINUED | | | | | | | | | |
| 595 | SPORTING GOODS STORES; BICYCLE SHOPS | 41 | 23 | 2 707 | (D) | (D) | (0) | (D) | (D) |
| 5952 | SPORTING GOODS STORES | 33 | 19 | 2 410 | (0) | (D) | (D) | (0) | (D) |
| 5953 | BICYCLE SHOPS | 8 | 4 | 297 | 187 | 24 | 432 | 5 | 8 |
| 5962 | HAY; GRAIN; FEED STORES | 7 | 7 | 1 523 | 1 523 | 141 | 2 170 | 29 | 3 |
| 5969 | OTHER FARM SUPPLY STORES | 7 | 7 | 1 622 | 1 622 | 146 | 2 831 | 34 | 2 |
| | GARDEN SUPPLY STORES | 10 | 8 | 3 672 | (D) | (D) | (D) | (D) | (D) |
| 597 | JEWELRY STORES | 68 | 40 | 4 084 | 3 648 | 668 | 12 044 | 162 | 51 |
| 598 | FUEL; ICE DEALERS | 69 | 55 | 18 061 | 17 581 | 2 325 | 39 833 | 404 | 34 |
| 5982 | COAL AND WOOD DEALERS | 13 | 13 | 2 660 | 2 660 | 306 | 6 087 | 62 | 5 |
| | ICE DEALERS | 2 | - | 10 | - | - | - | - | 2 |
| 5983 | FUEL OIL DEALERS | 47 | 35 | 14 071 | 13 601 | 1 820 | 29 655 | 301 | 24 |
| 5984 | BOTTLED GAS DEALERS | 7 | 7 | 1 320 | 1 320 | 199 | 4 091 | 41 | 3 |
| 5992 | FLORISTS | 65 | 39 | r 2 868 | r 2 486 | r 537 | r 10 708 | r 164 | 67 |
| 5993 | CIGAR STORES; STANDS | 20 | 16 | 946 | 902 | 90 | 1 649 | 32 | 19 |
| 5994 | NEWS DEALERS; NEWSSTANDS | 3 | 3 | (D) | (D) | (D) | (D) | (D) | (D) |
| 5996 | CAMERA; PHOTOGRAPHIC SUPPLY STORES | 6 | 6 | 650 | 650 | 83 | 1 580 | 20 | 2 |
| 5997 | GIFT; NOVELTY; SOUVENIR SHOPS | 28 | 12 | 494 | 348 | 50 | 1 218 | 29 | 28 |
| 5998 | OPTICAL GOODS STORES | r 47 | r 35 | r 2 739 | r 2 541 | r 848 | r 15 898 | r 151 | r 33 |
| 5999 | TYPEWRITER STORES | 6 | 4 | 520 | 506 | 102 | 1 180 | 18 | 6 |
| | LUGGAGE; LEATHER GOODS STORES | 7 | 5 | 1 300 | (D) | (D) | (D) | (D) | (D) |
| | HOBBY; TOY; GAME SHOPS | 14 | 8 | (D) | (D) | (D) | (D) | (D) | (D) |
| | RELIGIOUS GOODS STORES | 6 | 2 | 279 | (D) | (D) | (D) | (D) | (D) |
| | PET SHOPS | 8 | 6 | 696 | (D) | (D) | (D) | (D) | (D) |
| | OTHER | 48 | 26 | r 2 654 | r 2 172 | r 375 | r 7 172 | r 96 | 40 |
| NONSTORE RETAILERS* | | | | | | | | | |
| 53 PART* | TOTAL | 227 | 65 | 13 487 | 11 035 | 1 752 | 33 658 | 615 | 211 |
| 532 | MAIL-ORDER HOUSES | 11 | 7 | 1 038 | (D) | (D) | (D) | (D) | (D) |
| 534 | MERCHANDISE VENDING MACHINE OPERATORS | 22 | 12 | 6 345 | (D) | (D) | (D) | (D) | (D) |
| 535 | DIRECT SELLING (HOUSE-TO-HOUSE) ORGANIZATIONS | 194 | 46 | 6 104 | 4 152 | 712 | 13 642 | 179 | 183 |
| MONTGOMERY COUNTY | | | | | | | | | |
| RETAIL TRADE, TOTAL | | 742 | 460 | 68 461 | 62 135 | 6 816 | 138 458 | 2 204 | 721 |
| LUMBER; BUILDING MATERIALS; HARDWARE; FARM EQUIPMENT DEALERS | | | | | | | | | |
| TOTAL | | 44 | 34 | 3 450 | 3 228 | 478 | 9 891 | 131 | 42 |
| 521 | LUMBER AND OTHER BUILDING MATERIALS DEALERS | 16 | 14 | 1 666 | 1 628 | 196 | 3 753 | 51 | 16 |
| 522-524 | HEATING; PLUMBING; PAINT; ELECTRICAL STORES | 11 | 7 | 484 | 428 | 96 | 2 481 | 31 | 10 |
| 5251 | HARDWARE STORES | 11 | 7 | 771 | 643 | 135 | 2 586 | 33 | 9 |
| 5252 | FARM EQUIPMENT DEALERS | 6 | 6 | 529 | 529 | 51 | 1 071 | 16 | 7 |
| GENERAL MERCHANDISE GROUP STORES* | | | | | | | | | |
| 53 PART* | TOTAL | 19 | 17 | 5 002 | 4 968 | 688 | 17 197 | 374 | 15 |
| 531 | DEPARTMENT STORES | 2 | 2 | (D) | (D) | (D) | (D) | (D) | (D) |
| 533 | LIMITED PRICE VARIETY STORES | 9 | 7 | 1 182 | 1 148 | 201 | 3 807 | 74 | 9 |
| 539 | MISCELLANEOUS GENERAL MERCHANDISE STORES | 8 | 8 | (D) | (D) | (D) | (D) | (D) | (D) |
| FOOD STORES | | | | | | | | | |
| TOTAL | | 139 | 79 | 18 242 | 16 522 | 1 390 | 26 067 | 398 | 140 |
| 541 | GROCERY STORES; INCLUDING DELICATESSENS | 99 | 59 | 17 006 | 15 664 | 1 267 | 23 510 | 338 | 96 |
| 542 | MEAT MARKETS; FISH (SEAFOOD) MARKETS | 6 | 4 | 402 | 308 | 20 | 560 | 12 | 7 |
| 543 | FRUIT STORES; VEGETABLE MARKETS | 2 | - | 34 | - | - | - | - | 2 |
| 544 | CANDY; NUT; CONFECTIONERY STORES | 14 | 4 | 283 | 117 | 6 | 131 | 4 | 16 |
| 545-549 | OTHER FOOD STORES | 18 | 12 | 517 | 433 | 97 | 1 866 | 44 | 19 |
| AUTOMOTIVE DEALERS | | | | | | | | | |
| 55 EX, 554 | TOTAL | 36 | 30 | 13 634 | 13 528 | 1 244 | 26 640 | 264 | 21 |
| GASOLINE SERVICE STATIONS | | | | | | | | | |
| 55PT(554) | TOTAL | 81 | 45 | 5 656 | 4 506 | 465 | 8 981 | 136 | 85 |
| APPAREL; ACCESSORY STORES | | | | | | | | | |
| TOTAL | | 58 | 46 | 3 919 | 3 717 | 511 | 8 959 | 175 | 51 |
| 561, 567 | MEN'S; BOYS' APPAREL STORES; CUSTOM TAILORS | 7 | 7 | 745 | 737 | 92 | 1 854 | 27 | 7 |
| 562-3, 568 | WOMEN'S CLOTHING; SPECIALTY STORES | 28 | 22 | 1 926 | 1 842 | 263 | 4 990 | 100 | 28 |
| 562 | WOMEN'S READY-TO-WEAR STORES | 19 | 15 | 1 617 | 1 559 | 216 | 4 105 | 82 | 19 |
| 563, 568 | WOMEN'S ACCESSORY; SPECIALTY STORES; FURRIERS | 9 | 7 | 309 | 283 | 47 | 885 | 18 | 9 |
| 565 | FAMILY CLOTHING STORES | 8 | 6 | 306 | 296 | 38 | 571 | 12 | 5 |
| 566 | SHOE STORES | 12 | 8 | (D) | (D) | (D) | (D) | (D) | (D) |
| 564, 569 | OTHER APPAREL; ACCESSORY STORES | 3 | 3 | (D) | (D) | (D) | (D) | (D) | (D) |
| FURNITURE; HOME FURNISHINGS; EQUIPMENT STORES | | | | | | | | | |
| TOTAL | | 42 | 26 | 2 490 | 2 352 | 373 | 7 342 | 100 | 33 |
| 571 | FURNITURE; HOME FURNISHINGS STORES | 19 | 13 | 1 125 | 1 069 | 174 | 3 514 | 46 | 14 |
| 572, 573 | HOUSEHOLD APPLIANCE; RADIO; TELEVISION; MUSIC STORES | 23 | 13 | 1 365 | 1 283 | 199 | 3 828 | 54 | 19 |

Standard Notes: - Represents zero. (D) Withheld to avoid disclosure. (NA) Not available. (X) Not applicable. Revised. *

*Nonstore retailers, part of SIC major group 53, are shown separately in this table.

TABLE 5. Counties With 500 Establishments or More: 1963-Continued

| SIC code | County and kind of business | Establishments | | Sales | | Payroll, entire year (\$1,000) | Payroll, workweek ended nearest Nov. 15 (dollars) | Paid employees, workweek ended nearest Nov. 15 (number) | Active proprietors of unincorporated businesses (number) |
|--|--|----------------|--------------|-------------------------------------|---------------------------------------|--------------------------------|---|---|--|
| | | Total | With payroll | Total, all establishments (\$1,000) | Establishments with payroll (\$1,000) | | | | |
| | | (number) | (number) | (number) | (number) | | | | |
| MONTGOMERY COUNTY--CONTINUED | | | | | | | | | |
| EATING, DRINKING PLACES | | | | | | | | | |
| 58 | TOTAL | 185 | 111 | 5 157 | 3 953 | 728 | 15 817 | 368 | 209 |
| 5812 | EATING PLACES | 119 | 63 | 3 492 | 2 562 | 523 | 11 559 | 279 | 141 |
| 5813 | DRINKING PLACES (ALCOHOLIC BEVERAGES) | 66 | 48 | 1 665 | 1 391 | 205 | 4 258 | 89 | 68 |
| DRUG STORES, PROPRIETARY STORES | | | | | | | | | |
| 59PT(591) | TOTAL | 19 | 17 | 1 599 | 1 537 | 160 | 3 127 | 64 | 19 |
| 591 | DRUG STORES | 18 | 16 | (0) | (0) | (0) | (0) | (0) | (0) |
| | PROPRIETARY STORES | 1 | 1 | (0) | (0) | (0) | (0) | (0) | (0) |
| OTHER RETAIL STORES | | | | | | | | | |
| 59 EX.591 | TOTAL | 102 | 50 | 8 700 | 7 320 | 703 | 12 667 | 171 | 91 |
| 592 | LIQUOR STORES | 21 | 7 | 918 | 444 | 36 | 677 | 14 | 20 |
| 593 | ANTIQUARIAN STORES, SECONOHANO STORES | 8 | 2 | 158 | (0) | (0) | (0) | (0) | (0) |
| 594 | BOOK, STATIONERY STORES | 6 | 6 | 348 | 348 | 30 | 581 | 13 | 6 |
| 595 | SPORTING GOODS STORES, BICYCLE SHOPS | 1 | 1 | (0) | (0) | (0) | (0) | (0) | (0) |
| 596 | FARM, GARDEN SUPPLY STORES, INCLUDING FEEO STORES | 7 | 7 | 4 230 | 4 230 | 300 | 5 496 | 58 | 2 |
| 597 | JEWELRY STORES | 4 | 2 | (0) | (0) | (0) | (0) | (0) | (0) |
| 598 | FUEL, ICE DEALERS | 17 | 11 | 1 647 | 1 473 | 215 | 3 453 | 42 | 13 |
| 599 | OTHER STORES | 38 | 14 | 1 315 | 633 | 100 | 2 059 | 35 | 37 |
| NONSTORE RETAILERS* | | | | | | | | | |
| 53 PART* | TOTAL | 17 | 5 | 612 | 504 | 76 | 1 770 | 23 | 15 |
| NASSAU COUNTY | | | | | | | | | |
| RETAIL TRADE, TOTAL | | | | | | | | | |
| | TOTAL | 10 942 | 8 436 | 2 353 590 | 2 278 596 | 273 737 | 5 508 405 | 74 397 | 7 456 |
| LUMBER, BUILDING MATERIALS, HARDWARE, FARM EQUIPMENT DEALERS | | | | | | | | | |
| 52 | TOTAL | 499 | 395 | 84 142 | 81 038 | 11 386 | 230 299 | 2 317 | 256 |
| 521 | LUMBER YARDS | 78 | 74 | 33 382 | 33 270 | 4 270 | 89 617 | 778 | 22 |
| | BUILDING MATERIALS DEALERS | 97 | 67 | 9 915 | 9 027 | 1 485 | 27 887 | 264 | 53 |
| 522 | HEATING, PLUMBING EQUIPMENT DEALERS | 14 | 12 | 1 388 | 1 364 | 259 | 5 050 | 49 | 9 |
| 523 | PAINT, GLASS, WALLPAPER STORES | 121 | 99 | 19 718 | 19 080 | 2 880 | 58 566 | 654 | 48 |
| 524 | ELECTRICAL SUPPLY STORES | 20 | 16 | 4 378 | 4 222 | 507 | 9 823 | 106 | 6 |
| 5251 | HARDWARE STORES | 164 | 122 | 14 305 | 13 019 | 1 802 | 35 998 | 428 | 117 |
| 5252 | FARM EQUIPMENT DEALERS | 5 | 5 | 1 056 | 1 056 | 183 | 3 458 | 38 | 1 |
| GENERAL MERCHANDISE GROUP STORES* | | | | | | | | | |
| 53 PART* | TOTAL | 298 | 246 | 379 038 | 378 044 | 41 671 | 829 705 | 14 774 | 141 |
| 531 | DEPARTMENT STORES | 23 | 23 | 314 976 | 314 976 | 32 177 | 642 905 | 11 440 | - |
| 533 | LIMITED PRICE VARIETY STORES | 121 | 117 | 34 522 | 34 428 | 6 118 | 115 445 | 2 457 | 42 |
| 539 | GENERAL MERCHANDISE STORES | 81 | 53 | 23 892 | 23 320 | 2 671 | 58 280 | 658 | 45 |
| | DRY GOODS STORES | 47 | 41 | 4 853 | 4 751 | 636 | 13 537 | 178 | 27 |
| | SEWING, NEEDLEWORK STORES | 26 | 12 | 795 | 569 | 69 | 1 538 | 41 | 27 |
| FOOD STORES | | | | | | | | | |
| 54 | TOTAL | 1 877 | 1 373 | 565 477 | 541 973 | 48 615 | 996 920 | 13 108 | 1 401 |
| 541 | GROCERY STORES, INCLUDING DELICATESSENS | 1 043 | 755 | 482 819 | 466 731 | 37 300 | 752 780 | 9 674 | 788 |
| 542 | MEAT MARKETS | 299 | 241 | 32 499 | 30 089 | 2 861 | 62 177 | 689 | 257 |
| | FISH (SEAFOOD) MARKETS | 31 | 21 | 2 099 | 1 809 | 147 | 3 290 | 49 | 29 |
| 543 | FRUIT STORES, VEGETABLE MARKETS | 53 | 25 | 3 311 | 2 245 | 238 | 4 874 | 67 | 47 |
| 544 | CANDY, NUT, CONFECTIONERY STORES | 160 | 78 | 7 914 | 5 040 | 674 | 13 724 | 329 | 130 |
| 545 | DAIRY PRODUCTS STORES | 50 | 40 | 11 147 | 10 975 | 1 160 | 24 178 | 273 | 24 |
| 546 | RETAIL BAKERIES | 194 | 184 | 20 716 | 20 498 | 5 595 | 128 118 | 1 873 | 91 |
| 5462 | RETAIL BAKERIES, MANUFACTURING | 169 | 163 | 17 654 | 17 510 | 5 130 | 117 300 | 1 698 | 82 |
| 5463 | RETAIL BAKERIES, NONMANUFACTURING | 25 | 21 | 3 062 | 2 988 | 465 | 10 818 | 175 | 9 |
| 549 | EGG AND POULTRY DEALERS | 22 | 12 | 1 346 | 1 098 | 125 | 2 565 | 34 | 19 |
| | OTHER | 25 | 17 | 3 626 | 3 488 | 515 | 5 214 | 120 | 16 |
| AUTOMOTIVE DEALERS | | | | | | | | | |
| 55 EX.554 | TOTAL | 415 | 355 | 352 237 | 350 309 | 29 422 | 550 482 | 4 578 | 161 |
| 551 | PASSENGER CAR DEALERS, FRANCHISEO | 180 | 180 | 312 643 | 312 643 | 24 739 | 458 108 | 3 632 | 28 |
| | DOMESTIC CAR DEALERS | 138 | 138 | 269 716 | 269 716 | 20 728 | 385 216 | 3 061 | 18 |
| | IMPORTED CAR DEALERS | 24 | 24 | 13 862 | 13 862 | 1 689 | 30 047 | 258 | 4 |
| | DOMESTIC AND IMPORTED CAR DEALERS | 18 | 18 | 29 065 | 29 065 | 2 322 | 42 845 | 313 | 6 |
| 552 | PASSENGER CAR DEALERS, NONFRANCHISEO | 72 | 46 | 14 399 | 13 497 | 1 213 | 24 922 | 218 | 47 |
| 553 | TIRE, BATTERY, ACCESSORY DEALERS | 115 | 91 | 12 474 | 11 554 | 2 020 | 40 733 | 402 | 62 |
| | HOME AND AUTO SUPPLY STORES | 6 | 6 | (0) | (0) | (0) | (0) | (0) | (0) |
| 559 | MISCELLANEOUS AIRCRAFT, MARINE, AUTOMOTIVE DEALERS | 42 | 32 | (0) | (0) | (0) | (0) | (0) | (0) |
| | AIRCRAFT, BOAT, MOTORCYCLE DEALERS | 35 | 25 | 4 855 | 4 749 | 630 | 10 698 | 101 | 19 |
| | HOUSEHOLD TRAILER DEALERS | 1 | 1 | (0) | (0) | (0) | (0) | (0) | (0) |
| | OTHER AUTOMOTIVE DEALERS | 6 | 6 | 1 557 | 1 557 | 157 | 2 864 | 37 | 1 |
| GASOLINE SERVICE STATIONS | | | | | | | | | |
| 55PT(554) | TOTAL | 1 145 | 1 013 | 153 410 | 146 056 | 13 728 | 295 521 | 3 907 | 1 042 |

Standard Notes: - Represents zero. (D) Withheld to avoid disclosure. (NA) Not available. (X) Not applicable.
 *Nonstore retailers, part of SIC major group 53, are shown separately in this table.

TABLE 5. Counties With 500 Establishments or More: 1963-Continued

| SIC code | County and kind of business | Establishments | | Sales | | Payroll, entire year | Payroll, workweek ended nearest Nov. 15 | Paid employees, workweek ended nearest Nov. 15 | Active proprietors of unincorporated businesses |
|---|---|----------------|--------------|---------------------------|-----------------------------|----------------------|---|--|---|
| | | Total | With payroll | Total, all establishments | Establishments with payroll | | | | |
| | | (number) | (number) | (\$1,000) | (\$1,000) | | | | |
| NASSAU COUNTY--CONTINUED | | | | | | | | | |
| APPAREL, ACCESSORY STORES | | | | | | | | | |
| | TOTAL | 985 | 837 | 171 590 | 168 198 | 24 802 | 501 963 | 7 115 | 485 |
| 561,567 | MEN'S, BOYS' APPAREL STORES, CUSTOM TAILORS | 196 | 164 | 34 225 | 33 723 | 5 212 | 104 777 | 1 227 | 104 |
| 561 | MEN'S, BOYS' CLOTHING AND FURNISHINGS STORES | 167 | 151 | 33 517 | 33 129 | 5 088 | 102 256 | 1 205 | 75 |
| 567 | CUSTOM TAILORS | 29 | 13 | 708 | 594 | 124 | 2 521 | 22 | 29 |
| 562-3,568 | WOMEN'S CLOTHING, SPECIALTY STORES | 415 | 359 | 89 405 | 88 257 | 12 599 | 267 288 | 4 172 | 212 |
| 562 | WOMEN'S READY-TO-WEAR STORES | 228 | 196 | 72 156 | 71 322 | 10 352 | 201 658 | 3 417 | 113 |
| 563,568 | WOMEN'S ACCESSORY, SPECIALTY STORES, FURRIERS | 187 | 163 | 17 249 | 16 935 | 2 247 | 65 630 | 755 | 99 |
| 563 | MILLINERY STORES | 27 | 23 | 1 050 | 1 008 | 171 | 3 322 | 67 | 16 |
| (| CORSET, LINGERIE STORES | 27 | 27 | 2 211 | 2 211 | 344 | 6 221 | 110 | 15 |
| (| HOSIERY STORES | 1 | 1 | (0) | (0) | (0) | (0) | (0) | (0) |
| (| APPAREL, ACCESSORY, OTHER SPECIALTY STORES | 108 | 98 | 12 564 | 12 400 | 1 456 | 50 545 | 525 | 48 |
| 568 | FURRIERS, FUR SHOPS | 24 | 14 | (0) | (0) | (0) | (0) | (0) | (0) |
| 565 | FAMILY CLOTHING STORES | 66 | 28 | 8 702 | 7 958 | 1 197 | 23 954 | 361 | 57 |
| 566 | SHOE STORES | 229 | 217 | 32 048 | 31 440 | 4 830 | 87 577 | 1 064 | 70 |
| | MEN'S SHOE STORES | 24 | 24 | 2 147 | 2 147 | 295 | 5 442 | 61 | 4 |
| | WOMEN'S SHOE STORES | 51 | 51 | 9 445 | 9 445 | 1 554 | 30 038 | 364 | 6 |
| | CHILDREN'S, JUVENILES' SHOE STORES | 24 | 22 | 2 136 | 1 968 | 323 | 5 996 | 58 | 14 |
| | FAMILY SHOE STORES | 130 | 120 | 18 320 | 17 880 | 2 658 | 46 101 | 581 | 46 |
| 564 | CHILDREN'S, INFANTS' WEAR STORES | 72 | 66 | 7 010 | 6 712 | 952 | 18 024 | 285 | 35 |
| 569 | MISCELLANEOUS APPAREL, ACCESSORY STORES | 7 | 3 | 200 | 108 | 12 | 343 | 6 | 7 |
| FURNITURE, HOME FURNISHINGS, EQUIPMENT STORES | | | | | | | | | |
| | TOTAL | 741 | 555 | 118 702 | 115 146 | 16 963 | 337 353 | 3 240 | 409 |
| 571 | FURNITURE, HOME FURNISHINGS STORES | 522 | 384 | 79 381 | 76 717 | 12 812 | 263 451 | 2 501 | 311 |
| 5712 | FURNITURE STORES | 272 | 186 | 44 534 | 42 702 | 6 757 | 132 500 | 1 251 | 165 |
| 5713 | FLOOR COVERING STORES | 107 | 83 | 21 727 | 21 397 | 3 685 | 86 891 | 705 | 64 |
| 5714 | DRAPERY, CURTAIN, UPHOLSTERY STORES | 81 | 69 | 7 704 | 7 486 | 1 628 | 28 495 | 355 | 50 |
| 5715 | CHINA, GLASSWARE, METALWARE STORES | 15 | 13 | 3 500 | 3 482 | 416 | 8 581 | 94 | 4 |
| 5719 | MISCELLANEOUS HOME FURNISHINGS STORES | 47 | 33 | 1 916 | 1 650 | 326 | 6 984 | 96 | 28 |
| 572 | HOUSEHOLD APPLIANCE STORES | 111 | 91 | 27 077 | 26 729 | 2 600 | 43 289 | 445 | 36 |
| 5732 | RADIO, TELEVISION STORES | 62 | 50 | 6 754 | 6 480 | 816 | 15 843 | 157 | 35 |
| 5733 | MUSIC STORES | 46 | 30 | 5 490 | 5 220 | 735 | 14 770 | 137 | 27 |
| | RECORD SHOPS | 13 | 9 | 1 905 | 1 859 | 224 | 4 491 | 48 | 8 |
| | MUSICAL INSTRUMENT STORES | 33 | 21 | 3 585 | 3 361 | 511 | 10 279 | 89 | 19 |
| EATING, DRINKING PLACES | | | | | | | | | |
| 58 | TOTAL | 2 061 | 1 749 | 185 067 | 177 831 | 42 818 | 895 285 | 15 836 | 1 390 |
| 5812 | EATING PLACES | 1 509 | 1 231 | 156 049 | 149 679 | 37 945 | 793 592 | 14 200 | 973 |
| | RESTAURANTS, LUNCHROOMS | 941 | 839 | 107 622 | 104 982 | 27 600 | 581 198 | 10 468 | 554 |
| | CAFETERIAS | 39 | 39 | 2 641 | 2 641 | 855 | 17 504 | 314 | 6 |
| | REFRESHMENT PLACES | 418 | 264 | 25 706 | 22 844 | 4 010 | 78 412 | 1 535 | 361 |
| 5813 | CATERERS | 111 | 89 | 20 080 | 19 212 | 5 480 | 116 478 | 1 883 | 52 |
| | DRINKING PLACES (ALCOHOLIC BEVERAGES) | 552 | 518 | 29 018 | 28 152 | 4 873 | 101 693 | 1 636 | 417 |
| DRUG STORES, PROPRIETARY STORES | | | | | | | | | |
| 59PT(S91) | TOTAL | 411 | 391 | 59 414 | 58 604 | 8 079 | 156 452 | 2 015 | 264 |
| 591 | DRUG STORES | 398 | 380 | 57 563 | 56 781 | 7 907 | 152 860 | 1 958 | 255 |
| (| PROPRIETARY STORES | 13 | 11 | 1 851 | 1 823 | 172 | 3 592 | 57 | 9 |
| OTHER RETAIL STORES | | | | | | | | | |
| 59 EX,591 | TOTAL | 1 840 | 1 294 | 212 350 | 198 908 | 27 994 | 550 885 | 5 625 | 1 357 |
| 592 | LIQUOR STORES | 246 | 228 | 45 004 | 43 314 | 3 624 | 68 986 | 737 | 220 |
| 593 | ANTIQUARIAN STORES, SECONHAND STORES | 110 | 50 | 3 725 | 3 039 | 438 | 9 583 | 137 | 97 |
| 5932 | ANTIQUARIAN STORES | 50 | 10 | 863 | 435 | 47 | 1 027 | 16 | 57 |
| 5933 | SECONHAND STORES | 60 | 40 | 2 862 | 2 604 | 391 | 8 556 | 121 | 40 |
| 594 | BOOK, STATIONERY STORES | 191 | 131 | 13 576 | 10 704 | 1 319 | 26 248 | 407 | 136 |
| 5942 | BOOK STORES | 21 | 19 | 1 751 | 1 567 | 180 | 3 204 | 70 | 13 |
| 5943 | STATIONERY STORES | 170 | 112 | 11 825 | 9 137 | 1 139 | 23 044 | 337 | 123 |
| 595 | SPORTING GOODS STORES, BICYCLE SHOPS | 104 | 76 | 7 844 | 7 262 | 968 | 17 434 | 211 | 70 |
| 5952 | SPORTING GOODS STORES | 80 | 62 | 6 168 | 5 838 | 793 | 14 139 | 170 | 49 |
| 5953 | BICYCLE SHOPS | 24 | 14 | 1 676 | 1 424 | 175 | 3 295 | 41 | 21 |
| 5952 | HAY, GRAIN, FEED STORES | 10 | 8 | 2 136 | 2 096 | 136 | 3 131 | 41 | 11 |
| 5959 | OTHER FARM SUPPLY STORES | 2 | 2 | (0) | (0) | (0) | (0) | (0) | (0) |
| | GARDEN SUPPLY STORES | 49 | 41 | 6 742 | 6 578 | 963 | 17 974 | 239 | 32 |
| 597 | JEWELRY STORES | 123 | 81 | 9 284 | 8 456 | 1 351 | 26 481 | 271 | 95 |
| 598 | FUEL, ICE DEALERS | 261 | 203 | 79 522 | 77 552 | 12 850 | 254 814 | 1 889 | 149 |
| 5982 | COAL AND WOOD DEALERS | 13 | 9 | (0) | (0) | (0) | (0) | (0) | (0) |
| (| ICE DEALERS | 13 | 1 | (0) | (0) | (0) | (0) | (0) | (0) |
| 5983 | FUEL OIL DEALERS | 229 | 187 | 74 573 | 73 199 | 12 063 | 238 033 | 1 745 | 128 |
| 5984 | BOTTLE GAS DEALERS | 6 | 6 | 2 131 | 2 131 | 462 | 10 900 | 95 | - |
| 5992 | FLORISTS | 118 | 88 | 6 697 | 6 239 | 1 365 | 26 603 | 355 | 92 |
| 5993 | CIGAR STORES, STANOS | 50 | 38 | 3 977 | 3 617 | 294 | 5 392 | 90 | 41 |
| 5994 | NEWS DEALERS, NEWSSTANDS | 75 | 37 | 3 251 | 2 649 | 291 | 6 818 | 106 | 58 |
| 5996 | CAMERA, PHOTOGRAPHIC SUPPLY STORES | 45 | 43 | 6 019 | 5 987 | 734 | 14 754 | 167 | 12 |
| 5997 | GIFT, NOVELTY, SOUVENIR SHOPS | 105 | 67 | 4 166 | 3 630 | 549 | 11 122 | 188 | 73 |
| 5998 | OPTICAL GOODS STORES | 92 | 66 | 4 331 | 3 969 | 1 090 | 20 099 | 192 | 71 |
| 5999 | TYPEWRITER STORES | 12 | 8 | 1 019 | 937 | 242 | 4 724 | 51 | 10 |
| (| LUGGAGE, LEATHER GOODS STORES | 11 | 9 | (0) | (0) | (0) | (0) | (0) | (0) |
| (| HOBBY, TOY, GAME SHOPS | 55 | 33 | 5 110 | 4 646 | 559 | 10 226 | 190 | 41 |
| (| RELIGIOUS GOODS STORES | 4 | 2 | 448 | (0) | (0) | (0) | (0) | (0) |
| (| PET SHOPS | 35 | 19 | 1 700 | 1 418 | 198 | 4 091 | 61 | 28 |
| (| OTHER | 142 | 64 | 7 038 | 5 758 | 856 | 19 335 | 257 | 112 |

Standard Notes: - Represents zero. (D) Withheld to avoid disclosure. (NA) Not available. (X) Not applicable.
 *Nonstore retailers, part of SIC major group 53, are shown separately in this table.

TABLE 5. Counties With 500 Establishments or More: 1963-Continued

| SIC code | County and kind of business | Establishments | | Sales | | Payroll, entire year (\$1,000) | Payroll, workweek ended nearest Nov. 15 (dollars) | Paid employees, workweek ended nearest Nov. 15 (number) | Active proprie-tors of unincor-porated businesses (number) |
|--|--|----------------|-----------------------|--------------------------------------|--|--------------------------------|---|---|--|
| | | Total (number) | With payroll (number) | Total, all establish-ments (\$1,000) | Establish-ments with payroll (\$1,000) | | | | |
| NASSAU COUNTY--CONTINUED | | | | | | | | | |
| NONSTORE RETAILERS* | | | | | | | | | |
| 53 PART* | TOTAL | 670 | 228 | 72 163 | 62 489 | 8 259 | 163 540 | 1 882 | 550 |
| 532 | MAIL-ORDER HOUSES | 60 | 40 | 22 287 | 21 909 | 1 961 | 40 138 | 537 | 43 |
| 534 | MERCHANDISE VENDING MACHINE OPERATORS | 100 | 64 | 20 174 | 19 278 | 2 270 | 48 220 | 518 | 59 |
| 535 | DIRECT SELLING (HOUSE-TO-HOUSE) ORGANIZATIONS | 510 | 124 | 29 702 | 21 302 | 4 028 | 75 182 | 827 | 448 |
| NEW YORK COUNTY | | | | | | | | | |
| RETAIL TRADE, TOTAL | | 25 636 | 18 914 | 4 339 472 | 4 186 833 | 761 905 | 15 659 938 | 213 945 | 16 707 |
| LUMBER, BUILDING MATERIALS, HARDWARE, FARM EQUIPMENT DEALERS | | | | | | | | | |
| 52 | TOTAL | 447 | 369 | 59 265 | 57 379 | 8 705 | 169 590 | 1 772 | 300 |
| 521 | LUMBER YARDS | 29 | 29 | 9 166 | 9 166 | 1 442 | 26 982 | 257 | 9 |
| | BUILDING MATERIALS DEALERS | 15 | 9 | 2 636 | 2 558 | 307 | 6 498 | 56 | 12 |
| 522 | HEATING, PLUMBING EQUIPMENT DEALERS | 28 | 22 | (D) | (D) | (D) | (D) | (D) | (D) |
| 523 | PAINT, GLASS, WALLPAPER STORES | 87 | 71 | 8 105 | 7 755 | 1 046 | 21 484 | 233 | 55 |
| 524 | ELECTRICAL SUPPLY STORES | 34 | 22 | 4 817 | 4 471 | 586 | 11 866 | 116 | 20 |
| 5251 | HARDWARE STORES | 251 | 213 | 28 640 | 27 664 | 3 993 | 79 898 | 899 | 189 |
| 5252 | FARM EQUIPMENT DEALERS | 3 | 3 | (D) | (D) | (D) | (D) | (D) | (D) |
| GENERAL MERCHANDISE GROUP STORES* | | | | | | | | | |
| 53 PART* | TOTAL | 631 | 465 | 706 663 | 703 323 | 140 667 | 3 205 557 | 41 213 | 374 |
| 531 | DEPARTMENT STORES | 13 | 13 | 583 481 | 583 481 | 120 956 | 2 815 373 | 34 511 | - |
| 533 | LIMITED PRICE VARIETY STORES | 137 | 119 | 58 801 | 58 501 | 11 370 | 207 650 | 4 389 | 51 |
| 539 | GENERAL MERCHANDISE STORES | 300 | 210 | 45 712 | 43 538 | 5 678 | 125 331 | 1 652 | 187 |
| | DRY GOODS STORES | 149 | 101 | 17 024 | 16 286 | 2 380 | 49 531 | 552 | 109 |
| | SEWING, NEEDLEWORK STORES | 32 | 22 | 1 645 | 1 517 | 283 | 7 672 | 109 | 27 |
| FOOD STORES | | | | | | | | | |
| 54 | TOTAL | 4 629 | 2 983 | 666 430 | 615 048 | 65 403 | 1 327 351 | 17 152 | 3 933 |
| 541 | GROCERY STORES, INCLUDING DELICATESSENS | 2 274 | 1 580 | 487 357 | 460 599 | 44 487 | 908 994 | 11 450 | 1 822 |
| 542 | MEAT MARKETS | 735 | 503 | 76 441 | 68 259 | 6 743 | 137 003 | 1 600 | 782 |
| | FISH (SEAFOOD) MARKETS | 144 | 100 | 9 238 | 8 206 | 873 | 17 861 | 260 | 148 |
| 543 | FRUIT STORES, VEGETABLE MARKETS | 343 | 141 | 16 603 | 12 529 | 1 305 | 26 485 | 371 | 364 |
| 544 | CANDY, NUT, CONFECTIONERY STORES | 601 | 255 | 26 917 | 18 871 | 2 411 | 48 039 | 897 | 469 |
| 545 | DAIRY PRODUCTS STORES | 59 | 31 | 11 594 | 10 294 | 1 579 | 27 375 | 297 | 53 |
| 546 | RETAIL BAKERIES | 342 | 296 | 31 400 | 30 224 | 7 178 | 147 327 | 2 065 | 179 |
| 5462 | RETAIL BAKERIES, MANUFACTURING | 195 | 175 | 17 846 | 17 250 | 5 323 | 109 825 | 1 438 | 133 |
| 5463 | RETAIL BAKERIES, NONMANUFACTURING | 147 | 121 | 13 554 | 12 974 | 1 855 | 37 502 | 627 | 46 |
| 549 | EGG AND POULTRY DEALERS | 67 | 45 | 3 910 | 3 562 | 451 | 8 610 | 120 | 58 |
| | OTHER | 64 | 32 | 2 970 | 2 504 | 376 | 5 657 | 92 | 58 |
| AUTOMOTIVE DEALERS | | | | | | | | | |
| 55 EX. 554 | TOTAL | 175 | 125 | 124 555 | 123 611 | 12 881 | 252 079 | 2 093 | 87 |
| 551 | PASSENGER CAR DEALERS, FRANCHISED | 45 | 43 | 108 920 | 108 916 | 10 819 | 210 044 | 1 662 | 5 |
| | DOMESTIC CAR DEALERS | 31 | 31 | 78 248 | 78 248 | 8 357 | 160 787 | 1 243 | 2 |
| | IMPORTED CAR DEALERS | 6 | 6 | 10 591 | 10 591 | 1 051 | 23 051 | 207 | - |
| | DOMESTIC AND IMPORTED CAR DEALERS | 8 | 6 | 20 081 | 20 077 | 1 411 | 26 206 | 212 | 3 |
| 552 | PASSENGER CAR DEALERS, NONFRANCHISED | 36 | 18 | (D) | (D) | (D) | (D) | (D) | (D) |
| 553 | TIRE, BATTERY, ACCESSORY DEALERS | 69 | 49 | 8 713 | 8 159 | 1 358 | 24 579 | 246 | 46 |
| | HOME AND AUTO SUPPLY STORES | 1 | 1 | (D) | (D) | (D) | (D) | (D) | (D) |
| 559 | MISCELLANEOUS AIRCRAFT, MARINE, AUTOMOTIVE DEALERS | 24 | 14 | 2 754 | 2 624 | 358 | 10 749 | 120 | 11 |
| | AIRCRAFT, BOAT, MOTORCYCLE DEALERS | 22 | 14 | 2 709 | (D) | (D) | (D) | (D) | (D) |
| | HOUSEHOLD TRAILER DEALERS | - | - | - | - | - | - | - | - |
| | OTHER AUTOMOTIVE DEALERS | 2 | - | 45 | (D) | (D) | (D) | (D) | (D) |
| GASOLINE SERVICE STATIONS | | | | | | | | | |
| 55PT (554) | TOTAL | 249 | 221 | 38 747 | 37 361 | 4 936 | 101 845 | 1 280 | 167 |
| APPAREL, ACCESSORY STORES | | | | | | | | | |
| 56 | TOTAL | 4 169 | 3 055 | 691 898 | 668 897 | 115 036 | 2 314 105 | 28 961 | 2 601 |
| 561, 567 | MEN'S, BOYS' APPAREL STORES, CUSTOM TAILORS | 1 079 | 897 | 193 867 | 189 473 | 33 218 | 707 350 | 7 096 | 588 |
| 561 | MEN'S, BOYS' CLOTHING AND FURNISHINGS STORES | 815 | 709 | 176 389 | 172 961 | 28 662 | 608 830 | 6 063 | 385 |
| 567 | CUSTOM TAILORS | 264 | 188 | 17 478 | 16 512 | 4 556 | 98 520 | 1 033 | 203 |
| 562-3, 568 | WOMEN'S CLOTHING, SPECIALTY STORES | 2 105 | 1 491 | 365 397 | 353 156 | 62 192 | 1 222 143 | 17 196 | 1 441 |
| 562 | WOMEN'S READY-TO-WEAR STORES | 929 | 755 | 274 196 | 270 681 | 50 023 | 968 410 | 13 766 | 538 |
| 563, 568 | WOMEN'S ACCESSORY, SPECIALTY STORES, FURRIERS | 1 176 | 736 | 91 201 | 82 475 | 12 169 | 253 733 | 3 430 | 903 |
| | MILLINERY STORES | 165 | 111 | 6 204 | 5 654 | 1 117 | 23 664 | 435 | 135 |
| | CORSET, LINGERIE STORES | 170 | 126 | 12 369 | 11 659 | 1 567 | 31 485 | 453 | 117 |
| | HOSIERY STORES | 128 | 76 | 7 435 | 6 001 | 797 | 16 399 | 236 | 109 |
| | APPAREL, ACCESSORY, OTHER SPECIALTY STORES | 377 | 285 | 41 994 | 39 878 | 5 550 | 109 662 | 1 630 | 262 |
| 568 | FURRIERS, FUR SHOPS | 336 | 138 | 23 199 | 19 283 | 3 138 | 72 523 | 676 | 280 |
| 565 | FAMILY CLOTHING STORES | 275 | 97 | 36 618 | 33 382 | 4 880 | 99 504 | 1 477 | 233 |
| 566 | SHOE STORES | 538 | 470 | 81 687 | 80 203 | 13 077 | 252 073 | 2 679 | 199 |
| | MEN'S SHOE STORES | 142 | 140 | 21 209 | 21 131 | 3 122 | 56 076 | 552 | 25 |
| | WOMEN'S SHOE STORES | 177 | 171 | 40 157 | 39 991 | 6 942 | 136 463 | 1 403 | 45 |
| | CHILDREN'S, JUVENILES' SHOE STORES | 7 | 5 | 549 | 487 | 84 | 1 583 | 15 | 4 |
| | FAMILY SHOE STORES | 212 | 154 | 19 772 | 18 594 | 2 929 | 57 951 | 709 | 125 |
| 564 | CHILDREN'S, INFANTS' WEAR STORES | 120 | 86 | 11 331 | 10 405 | 1 254 | 24 963 | 430 | 92 |
| 569 | MISCELLANEOUS APPAREL, ACCESSORY STORES | 52 | 14 | 2 998 | 2 278 | 415 | 8 072 | 83 | 48 |

Standard Notes: - Represents zero. (D) Withheld to avoid disclosure. (NA) Not available. (X) Not applicable.
 *Nonstore retailers, part of SIC major group 53, are shown separately in this table.

TABLE 5. Counties With 500 Establishments or More: 1963-Continued

| SIC code | County and kind of business | Establishments | | Sales | | Payroll, entire year (\$1,000) | Payroll, workweek ended nearest Nov. 15 (dollars) | Paid employees, workweek ended nearest Nov. 15 (number) | Active proprietors of unincorporated businesses (number) |
|--|---|----------------|--------------|---------------------------|-----------------------------|--------------------------------|---|---|--|
| | | Total | With payroll | Total, all establishments | Establishments with payroll | | | | |
| | | (number) | (number) | (\$1,000) | (\$1,000) | | | | |
| NEW YORK COUNTY--CONTINUED | | | | | | | | | |
| FURNITURE, HOME FURNISHINGS, EQUIPMENT STORES | | | | | | | | | |
| | TOTAL | 1 733 | 1 195 | 251 628 | 240 096 | 36 295 | 709 439 | 6 924 | 1 095 |
| 57 | FURNITURE, HOME FURNISHINGS STORES | 1 297 | 847 | 169 796 | 160 354 | 25 307 | 495 447 | 4 805 | 878 |
| 5712 | FURNITURE STORES | 751 | 455 | 113 656 | 107 244 | 16 260 | 308 930 | 2 845 | 477 |
| 5713 | FLOOR COVERING STORES | 184 | 140 | 24 760 | 23 614 | 3 622 | 69 815 | 609 | 129 |
| 5714 | DRAPERY, CURTAIN, UPHOLSTERY STORES | 111 | 95 | 8 122 | 7 628 | 1 372 | 28 272 | 339 | 92 |
| 5715 | CHINA, GLASSWARE, METALWARE STORES | 76 | 56 | 12 070 | 11 842 | 2 100 | 45 430 | 580 | 40 |
| 5719 | MISCELLANEOUS HOME FURNISHINGS STORES | 175 | 101 | 11 188 | 10 026 | 1 953 | 43 000 | 432 | 140 |
| 572 | HOUSEHOLD APPLIANCE STORES | 142 | 118 | 26 413 | 25 365 | 3 086 | 57 984 | 636 | 61 |
| 5732 | RAOIO, TELEVISION STORES | 144 | 128 | 28 622 | 28 372 | 3 578 | 69 878 | 655 | 67 |
| 5733 | MUSIC STORES | 150 | 102 | 26 797 | 26 005 | 4 324 | 86 130 | 828 | 89 |
| | RECORD SHOPS | 91 | 59 | 14 339 | 13 779 | 1 808 | 39 555 | 384 | 56 |
| | MUSICAL INSTRUMENT STORES | 59 | 43 | 12 458 | 12 226 | 2 516 | 46 575 | 444 | 33 |
| EATING, DRINKING PLACES | | | | | | | | | |
| 58 | TOTAL | 6 251 | 5 803 | 907 028 | 898 514 | 251 193 | 5 106 905 | 87 253 | 3 101 |
| 5812 | EATING PLACES | 4 737 | 4 309 | 765 470 | 757 610 | 216 402 | 4 418 620 | 76 899 | 2 445 |
| | RESTAURANTS, LUNCHROOMS | 3 521 | 3 337 | 601 932 | 597 856 | 169 566 | 3 474 839 | 60 350 | 1 728 |
| | CAFETERIAS | 294 | 290 | 78 366 | 78 284 | 25 246 | 490 564 | 8 299 | 61 |
| | REFRESHMENT PLACES | 738 | 510 | 44 432 | 40 854 | 8 478 | 167 697 | 3 390 | 590 |
| | CATERERS | 184 | 172 | 40 740 | 40 616 | 13 112 | 285 520 | 4 860 | 66 |
| 5813 | DRINKING PLACES (ALCOHOLIC BEVERAGES) | 1 514 | 1 494 | 141 558 | 140 904 | 34 791 | 688 285 | 10 354 | 656 |
| DRUG STORES, PROPRIETARY STORES | | | | | | | | | |
| 59PT(S91) | TOTAL | 784 | 740 | 132 627 | 131 151 | 21 870 | 430 929 | 4 856 | 376 |
| 591 | DRUG STORES | 759 | 715 | 129 085 | 127 609 | 21 451 | 422 005 | 4 749 | 369 |
| | PROPRIETARY STORES | 25 | 25 | 3 542 | 3 542 | 419 | 8 924 | 107 | 7 |
| OTHER RETAIL STORES | | | | | | | | | |
| 59 Ex. S91 | TOTAL | 5 688 | 3 650 | 631 929 | 590 085 | 85 492 | 1 672 935 | 18 604 | 3 993 |
| 592 | LIQUOR STORES | 641 | 627 | 148 431 | 147 317 | 14 439 | 275 305 | 2 815 | 369 |
| 593 | ANTIQUA STORES, SECONOHANO STORES | 632 | 364 | 50 419 | 46 417 | 7 730 | 149 765 | 1 678 | 470 |
| 5932 | ANTIQUA STORES | 265 | 133 | 25 184 | 23 096 | 3 753 | 65 645 | 610 | 212 |
| 5933 | SECONOHANO STORES | 367 | 231 | 25 235 | 23 321 | 3 977 | 84 120 | 1 068 | 258 |
| 594 | BOOK, STATIONERY STORES | 566 | 418 | 73 325 | 69 965 | 11 307 | 215 155 | 2 564 | 348 |
| 5942 | BOOK STORES | 234 | 172 | 27 291 | 26 129 | 3 908 | 75 163 | 962 | 134 |
| 5943 | STATIONERY STORES | 332 | 246 | 46 034 | 43 836 | 7 399 | 139 992 | 1 602 | 214 |
| 595 | SPORTING GOODS STORES, BICYCLE SHOPS | 79 | 53 | 24 248 | 23 814 | 4 446 | 80 627 | 852 | 40 |
| 5952 | SPORTING GOODS STORES | 70 | 48 | 24 029 | 23 649 | 4 421 | 79 720 | 838 | 33 |
| 5953 | BICYCLE SHOPS | 9 | 5 | 219 | 165 | 25 | 907 | 14 | 7 |
| 5962 | HAY, GRAIN, FEED STORES | 2 | 2 | (0) | (0) | (0) | (0) | (0) | (0) |
| 5969 | OTHER FARM SUPPLY STORES | 1 | 1 | (0) | (0) | (0) | (0) | (0) | (0) |
| | GAROEN SUPPLY STORES | 8 | 6 | 1 196 | 1 196 | 191 | 2 740 | 38 | 4 |
| 597 | JEWELRY STORES | 740 | 394 | 69 827 | 63 171 | 10 285 | 209 260 | 2 089 | 591 |
| 598 | FUEL, ICE DEALERS | 67 | 37 | 18 637 | 18 119 | 2 090 | 45 572 | 492 | 43 |
| 5982 | COAL AND WOOD DEALERS | 18 | 14 | 4 700 | 4 594 | 572 | 16 893 | 249 | 10 |
| | ICE DEALERS | 23 | 3 | 240 | 60 | 11 | 275 | 5 | 23 |
| 5983 | FUEL OIL DEALERS | 26 | 20 | 13 697 | 13 465 | 1 507 | 28 404 | 238 | 10 |
| 5984 | BOTTLEO GAS DEALERS | - | - | - | - | - | - | - | - |
| 5992 | FLORISTS | 345 | 253 | 20 895 | 19 305 | 4 390 | 84 841 | 1 016 | 246 |
| 5993 | CIGAR STORES, STANOS | 547 | 301 | 42 324 | 33 656 | 3 500 | 68 720 | 911 | 433 |
| 5994 | NEWS DEALERS, NEWSSTANOS | 598 | 250 | 25 261 | 19 397 | 2 473 | 50 632 | 818 | 483 |
| 5996 | CAMERA, PHOTOGRAPHIC SUPPLY STORES | 127 | 111 | 32 617 | 32 317 | 3 904 | 78 209 | 833 | 42 |
| 5997 | GIFT, NOVELTY, SOUVENIR SHOPS | 358 | 200 | 20 727 | 18 237 | 2 914 | 63 244 | 864 | 251 |
| 5998 | OPTICAL GOODS STORES | 258 | 200 | 16 383 | 15 505 | 5 426 | 105 315 | 881 | 153 |
| 5999 | TYPEWRITER STORES | 29 | 25 | 2 677 | 2 559 | 587 | 11 208 | 132 | 21 |
| | LUGGAGE, LEATHER GOODS STORES | 87 | 65 | 12 080 | 11 424 | 1 820 | 31 816 | 360 | 48 |
| | HOBBY, TOY, GAME SHOPS | 44 | 24 | 6 841 | 6 595 | 1 377 | 34 609 | 509 | 34 |
| | RELIGIOUS GOODS STORES | 47 | 17 | 2 027 | 1 739 | 284 | 5 416 | 58 | 37 |
| | PET SHOPS | 48 | 16 | 2 179 | 1 731 | 296 | 6 437 | 93 | 38 |
| | OTHER | 464 | 286 | 60 808 | 56 602 | 7 952 | 151 915 | 1 570 | 340 |
| NONSTORE RETAILERS* | | | | | | | | | |
| 53 PART* | TOTAL | 880 | 308 | 128 702 | 121 368 | 19 427 | 369 203 | 3 837 | 680 |
| 532 | MAIL-ORDER HOUSES | 227 | 151 | 60 665 | 59 393 | 7 614 | 150 709 | 1 594 | 133 |
| 534 | MERCHANOISE VENOING MACHINE OPERATORS | 89 | 69 | 22 981 | 22 791 | 3 129 | 62 193 | 644 | 35 |
| 535 | DIRECT SELLING (HOUSE-TO-HOUSE) ORGANIZATIONS | 564 | 88 | 45 056 | 39 184 | 8 684 | 156 301 | 1 599 | 512 |
| NIAGARA COUNTY | | | | | | | | | |
| | RETAIL TRADE, TOTAL | 2 208 | 1 480 | 272 517 | 254 465 | 30 132 | 578 374 | 9 204 | 2 003 |
| LUMBER, BUILDING MATERIALS, HARDWARE, FARM EQUIPMENT DEALERS | | | | | | | | | |
| 52 | TOTAL | 121 | 89 | 15 303 | 14 515 | 2 349 | 42 776 | 468 | 86 |
| 521 | LUMBER AND OTHER BUILDING MATERIALS DEALERS | 37 | 31 | 8 600 | 8 572 | 1 568 | 28 508 | 281 | 12 |
| 522-524 | HEATING, PLUMBING, PAINT, ELECTRICAL STORES | 26 | 20 | 1 428 | 1 358 | 202 | 4 195 | 55 | 18 |
| 5251 | HARDWARE STORES | 43 | 27 | 2 580 | 1 996 | 288 | 5 275 | 70 | 39 |
| 5252 | FARM EQUIPMENT DEALERS | 15 | 11 | 2 695 | 2 589 | 291 | 4 798 | 62 | 17 |

Standard Notes: - Represents zero. (D) Withheld to avoid disclosure. (NA) Not available. (X) Not applicable. *Nonstore retailers, part of SIC major group 53, are shown separately in this table.

TABLE 5. Counties With 500 Establishments or More: 1963-Continued

| SIC code | County and kind of business | Establishments | | Sales | | Payroll, entire year (\$1,000) | Payroll, workweek ended nearest Nov. 15 (dollars) | Paid employees, workweek ended nearest Nov. 15 (number) | Active proprietors of unincorporated businesses (number) |
|--|--|----------------|-----------------------|-------------------------------------|---------------------------------------|--------------------------------|---|---|--|
| | | Total (number) | With payroll (number) | Total, all establishments (\$1,000) | Establishments with payroll (\$1,000) | | | | |
| NIAGARA COUNTY--CONTINUED | | | | | | | | | |
| GENERAL MERCHANOISE GROUP STORES* | | | | | | | | | |
| 53 PART* | TOTAL | 46 | 44 | 28 889 | 28 883 | 3 773 | 78 191 | 1 478 | 25 |
| 531 | DEPARTMENT STORES | 8 | 8 | 13 820 | 13 820 | 2 042 | 40 078 | 709 | - |
| 533 | LIMITED PRICE VARIETY STORES | 17 | 17 | (D) | (D) | (D) | (D) | (D) | (D) |
| 539 | MISCELLANEOUS GENERAL MERCHANOISE STORES | 21 | 19 | (D) | (D) | (D) | (D) | (D) | (D) |
| FOOD STORES | | | | | | | | | |
| 54 | TOTAL | 361 | 191 | 70 483 | 63 803 | 4 966 | 92 830 | 1 477 | 339 |
| 541 | GROCERY STORES, INCLUDING DELICATESSENS | 286 | 134 | 65 974 | 59 852 | 4 422 | 81 681 | 1 269 | 273 |
| 542 | MEAT MARKETS, FISH (SEAFOOD) MARKETS | 19 | 11 | (D) | (D) | (D) | (D) | (D) | (D) |
| 543 | FRUIT STORES, VEGETABLE MARKETS | 2 | - | 35 | (D) | (D) | (D) | (D) | (D) |
| 544 | CANDY, NUT, CONFECTIONERY STORES | 17 | 13 | 465 | 391 | 50 | 1 059 | 33 | 15 |
| 545-549 | OTHER FOOD STORES | 37 | 33 | (D) | (D) | (D) | (D) | (D) | (D) |
| AUTOMOTIVE DEALERS | | | | | | | | | |
| 55 EX.554 | TOTAL | 114 | 84 | 58 361 | 57 411 | 5 212 | 90 947 | 941 | 65 |
| GASOLINE SERVICE STATIONS | | | | | | | | | |
| 55PT(554) | TOTAL | 254 | 164 | 16 782 | 14 380 | 1 344 | 26 588 | 462 | 264 |
| APPAREL, ACCESSORY STORES | | | | | | | | | |
| 56 | TOTAL | 145 | 115 | 12 401 | 11 715 | 1 731 | 33 762 | 660 | 114 |
| 561,567 | MEN'S, BOYS' APPAREL STORES, CUSTOM TAILORS | 40 | 24 | 3 332 | 3 036 | 469 | 8 278 | 170 | 36 |
| 562-3,568 | WOMEN'S CLOTHING, SPECIALTY STORES | 51 | 43 | 4 997 | 4 789 | 757 | 15 450 | 315 | 43 |
| 562 | WOMEN'S READY-TO-WEAR STORES | 37 | 31 | 3 962 | 3 908 | 596 | 12 467 | 248 | 29 |
| 563,568 | WOMEN'S ACCESSORY, SPECIALTY STORES, FURRIERS | 14 | 12 | 1 035 | 881 | 161 | 2 983 | 67 | 14 |
| 565 | FAMILY CLOTHING STORES | 11 | 7 | (D) | (D) | (D) | (D) | (D) | (D) |
| 566 | SHOE STORES | 35 | 33 | 2 488 | 2 468 | 339 | 6 498 | 102 | 17 |
| 564,569 | OTHER APPAREL, ACCESSORY STORES | 8 | 8 | (D) | (D) | (D) | (D) | (D) | (D) |
| FURNITURE, HOME FURNISHINGS, EQUIPMENT STORES | | | | | | | | | |
| 57 | TOTAL | 115 | 75 | 10 135 | 9 355 | 1 475 | 27 559 | 366 | 93 |
| 571 | FURNITURE, HOME FURNISHINGS STORES | 61 | 39 | 5 315 | 4 871 | 886 | 16 472 | 208 | 45 |
| 572,573 | HOUSEHOLD APPLIANCE, RADIO, TELEVISION, MUSIC STORES | 54 | 36 | 4 820 | 4 484 | 589 | 11 087 | 158 | 48 |
| EATING, DRINKING PLACES | | | | | | | | | |
| 58 | TOTAL | 608 | 448 | 23 524 | 20 720 | 4 749 | 98 872 | 2 175 | 623 |
| 5812 | EATING PLACES | 349 | 229 | 14 563 | 12 555 | 3 356 | 70 194 | 1 495 | 352 |
| 5813 | DRINKING PLACES (ALCOHOLIC BEVERAGES) | 259 | 219 | 8 961 | 8 165 | 1 393 | 28 678 | 680 | 271 |
| DRUG STORES, PROPRIETARY STORES | | | | | | | | | |
| 59PT(591) | TOTAL | 67 | 65 | 10 540 | 10 420 | 1 638 | 30 594 | 449 | 46 |
| 591 | DRUG STORES | 65 | 63 | (D) | (D) | (D) | (D) | (D) | (D) |
| (| PROPRIETARY STORES | 2 | 2 | (D) | (D) | (D) | (D) | (D) | (D) |
| OTHER RETAIL STORES | | | | | | | | | |
| 59 EX.591 | TOTAL | 301 | 191 | 23 527 | 21 271 | 2 648 | 51 369 | 659 | 273 |
| 592 | LIQUOR STORES | 63 | 37 | 3 876 | 2 820 | 146 | 3 036 | 74 | 66 |
| 593 | ANTIQUA STORES, SECONOHANO STORES | 25 | 7 | 381 | 275 | 35 | 662 | 16 | 21 |
| 594 | BOOK, STATIONERY STORES | 6 | 4 | 339 | 329 | 62 | 1 124 | 17 | 4 |
| 595 | SPORTING GOODS STORES, BICYCLE SHOPS | 17 | 11 | 494 | 428 | 44 | 775 | 13 | 16 |
| 596 | FARM, GARDEN SUPPLY STORES, INCLUDING FEED STORES | 18 | 16 | 4 358 | 4 340 | 439 | 7 536 | 84 | 13 |
| 597 | JEWELRY STORES | 25 | 19 | 1 030 | 938 | 169 | 3 030 | 47 | 17 |
| 598 | FUEL, ICE DEALERS | 39 | 27 | 8 144 | 7 870 | 1 089 | 22 819 | 193 | 27 |
| 599 | OTHER STORES | 108 | 70 | 4 905 | 4 271 | 664 | 12 387 | 215 | 109 |
| NONSTORE RETAILERS* | | | | | | | | | |
| 53 PART* | TOTAL | 76 | 14 | 2 572 | 1 992 | 247 | 4 886 | 69 | 75 |
| ONEIOA COUNTY | | | | | | | | | |
| RETAIL TRADE, TOTAL | | 2 689 | 1 757 | 346 508 | 323 678 | 38 000 | 778 937 | 12 098 | 2 478 |
| LUMBER, BUILDING MATERIALS, HARDWARE, FARM EQUIPMENT DEALERS | | | | | | | | | |
| 52 | TOTAL | 131 | 95 | 19 758 | 19 096 | 2 199 | 43 879 | 513 | 102 |
| 521 | LUMBER AND OTHER BUILDING MATERIALS DEALERS | 39 | 33 | 11 756 | 11 684 | 1 213 | 24 762 | 269 | 22 |
| 522-524 | HEATING, PLUMBING, PAINT, ELECTRICAL STORES | 36 | 24 | 2 814 | 2 634 | 425 | 7 854 | 107 | 26 |
| 5251 | HARDWARE STORES | 39 | 23 | 2 838 | 2 434 | 371 | 7 165 | 83 | 38 |
| 5252 | FARM EQUIPMENT DEALERS | 17 | 15 | 2 350 | 2 344 | 190 | 4 098 | 54 | 16 |
| GENERAL MERCHANOISE GROUP STORES* | | | | | | | | | |
| 53 PART* | TOTAL | 69 | 57 | 45 929 | 45 513 | 5 927 | 131 656 | 2 370 | 50 |
| 531 | DEPARTMENT STORES | 12 | 12 | 28 003 | 28 003 | 3 769 | 90 365 | 1 594 | - |
| 533 | LIMITED PRICE VARIETY STORES | 28 | 26 | 7 831 | 7 767 | 1 259 | 23 095 | 503 | 18 |
| 539 | MISCELLANEOUS GENERAL MERCHANOISE STORES | 29 | 19 | 10 095 | 9 743 | 899 | 18 196 | 273 | 32 |

Standard Notes: - Represents zero. (D) Withheld to avoid disclosure. (NA) Not available. (X) Not applicable.
 *Nonstore retailers, part of SIC major group 53, are shown separately in this table.

TABLE 5. Counties With 500 Establishments or More: 1963-Continued

| SIC code | County and kind of business | Establishments | | Sales | | Payroll, entire year (\$1,000) | Payroll, workweek ended nearest Nov. 15 (dollars) | Paid employees, workweek ended nearest Nov. 15 (number) | Active proprietors of unincorporated businesses (number) |
|--|--|----------------|-----------------------|-------------------------------------|---------------------------------------|--------------------------------|---|---|--|
| | | Total (number) | With payroll (number) | Total, all establishments (\$1,000) | Establishments with payroll (\$1,000) | | | | |
| <u>ONEIOA COUNTY--CONTINUED</u> | | | | | | | | | |
| FOOD STORES | | | | | | | | | |
| S4 | TOTAL | 497 | 231 | 82 613 | 73 851 | 6 033 | 116 222 | 1 816 | 488 |
| S41 | GROCERY STORES, INCLUDING DELICATESSENS. | 352 | 158 | 75 857 | 69 123 | 5 154 | 98 041 | 1 470 | 336 |
| S42 | MEAT MARKETS, FISH (SEAFOOD) MARKETS | 33 | 11 | (0) | (0) | (0) | (0) | (0) | (0) |
| S43 | FRUIT STORES, VEGETABLE MARKETS. | 17 | 1 | 618 | (0) | (0) | (0) | (0) | (0) |
| S44 | CANDY, NUT, CONFECTIONERY STORES | 33 | 17 | (0) | (0) | (0) | (0) | (0) | (0) |
| S45-S49 | OTHER FOOD STORES. | 62 | 44 | 2 988 | (0) | (0) | (0) | (0) | (0) |
| AUTOMOTIVE DEALERS | | | | | | | | | |
| 55 EX, S54 | TOTAL | 149 | 95 | 63 649 | 62 229 | 5 641 | 104 990 | 1 084 | 115 |
| GASOLINE SERVICE STATIONS | | | | | | | | | |
| S5PT (S54) | TOTAL | 300 | 186 | 20 494 | 16 104 | 1 420 | 31 956 | 484 | 340 |
| APPAREL, ACCESSORY STORES | | | | | | | | | |
| S6 | TOTAL | 225 | 171 | 19 506 | 18 626 | 2 790 | 54 820 | 960 | 153 |
| S61, S67 | MEN'S, BOYS' APPAREL STORES, CUSTOM TAILDRS. | 40 | 32 | 4 160 | 3 942 | 579 | 11 430 | 184 | 24 |
| S62-3, S68 | WOMEN'S CLOTHING, SPECIALTY STORES | 105 | 79 | 8 770 | 8 528 | 1 347 | 25 454 | 491 | 73 |
| S62 | WOMEN'S READY-TO-WEAR STORES | 75 | 53 | 7 060 | 6 848 | 1 064 | 19 978 | 398 | 54 |
| S63, S68 | WOMEN'S ACCESSORY, SPECIALTY STORES, FURRIERS. | 30 | 26 | 1 710 | 1 680 | 283 | 5 476 | 93 | 19 |
| S65 | FAMILY CLOTHING STORES | 16 | 10 | 2 586 | 2 488 | 347 | 8 671 | 133 | 11 |
| S66 | SHOE STORES. | 57 | 47 | 3 766 | 3 480 | 509 | 9 120 | 148 | 35 |
| S64, S69 | OTHER APPAREL, ACCESSORY STORES. | 7 | 3 | 224 | 188 | 8 | 145 | 4 | 10 |
| FURNITURE, HOME FURNISHINGS, EQUIPMENT STORES | | | | | | | | | |
| S7 | TOTAL | 147 | 95 | 12 627 | 11 631 | 1 685 | 33 237 | 408 | 128 |
| S71 | FURNITURE, HOME FURNISHINGS STORES | 79 | 55 | 8 473 | 8 077 | 1 210 | 23 771 | 290 | 66 |
| S72, S73 | HOUSEHOLD APPLIANCE, RADIO, TELEVISION, MUSIC STORES | 68 | 40 | 4 154 | 3 554 | 475 | 9 466 | 118 | 62 |
| EATING, DRINKING PLACES | | | | | | | | | |
| S8 | TOTAL | 585 | 477 | 27 122 | 25 462 | 5 741 | 137 561 | 2 730 | 603 |
| S812 | EATING PLACES. | 375 | 279 | 19 353 | 17 963 | 4 558 | 104 450 | 2 169 | 369 |
| S813 | DRINKING PLACES (ALCOHOLIC BEVERAGES). | 210 | 198 | 7 769 | 7 499 | 1 183 | 33 111 | 561 | 234 |
| DRUG STORES, PROPRIETARY STORES | | | | | | | | | |
| S9PT (S91) | TOTAL | 63 | 61 | 11 190 | 11 080 | 1 281 | 26 754 | 400 | 34 |
| S91 | DRUG STORES. | 60 | 58 | 11 038 | 10 928 | 1 258 | 26 343 | 393 | 32 |
| (| PROPRIETARY STORES | 3 | 3 | 152 | 152 | 23 | 411 | 7 | 2 |
| OTHER RETAIL STORES | | | | | | | | | |
| 59 EX, S91 | TOTAL | 402 | 258 | 34 622 | 32 612 | 3 878 | 73 017 | 1 012 | 355 |
| S92 | LIQUOR STORES. | 58 | 52 | 4 816 | 4 528 | 300 | 5 719 | 100 | 57 |
| S93 | ANTIQUA STORES, SECONDHAND STORES. | 49 | 13 | 1 002 | 628 | 68 | 1 281 | 29 | 47 |
| S94 | BOOK, STATIONERY STORES. | 20 | 16 | (0) | (0) | (0) | (0) | (0) | (0) |
| S95 | SPORTING GOODS STORES, BICYCLE SHOPS | 25 | 9 | 1 310 | (0) | (0) | (0) | (0) | (0) |
| S96 | FARM, GARDEN SUPPLY STORES, INCLUDING FEED STORES. | 27 | 21 | 7 143 | 7 017 | 541 | 9 914 | 110 | 21 |
| S97 | JEWELRY STORES | 32 | 16 | 1 747 | 1 445 | 288 | 5 221 | 69 | 24 |
| S98 | FUEL, ICE DEALERS. | 60 | 50 | 11 003 | 10 947 | 1 437 | 27 540 | 316 | 43 |
| S99 | OTHER STORES | 131 | 81 | (0) | (0) | (0) | (0) | (0) | (0) |
| NONSTORE RETAILERS* | | | | | | | | | |
| S3 PART* | TOTAL | 121 | 31 | 8 998 | 7 474 | 1 405 | 24 845 | 321 | 110 |
| <u>ONONDAGA COUNTY</u> | | | | | | | | | |
| RETAIL TRADE, TOTAL. | | | | | | | | | |
| | | 3 617 | 2 631 | 613 973 | 590 529 | 77 843 | 1 516 982 | 23 277 | 3 143 |
| LUMBER, BUILDING MATERIALS, HARDWARE, FARM EQUIPMENT DEALERS | | | | | | | | | |
| S2 | TOTAL | 178 | 142 | 22 906 | 22 252 | 3 042 | 57 453 | 715 | 93 |
| S21 | LUMBER YARDS | 35 | 31 | 9 670 | 9 552 | 1 240 | 22 487 | 255 | 11 |
| (| BUILDING MATERIALS DEALERS | 27 | 15 | 3 476 | 3 246 | 456 | 9 389 | 100 | 15 |
| S22 | HEATING, PLUMBING EQUIPMENT DEALERS. | 13 | 9 | 1 471 | 1 455 | 343 | 6 245 | 70 | 9 |
| S23 | PAINT, GLASS, WALLPAPER STORES | 24 | 24 | 1 214 | 1 214 | 200 | 4 106 | 52 | 16 |
| S24 | ELECTRICAL SUPPLY STORES | 2 | - | 2 | - | - | - | - | 2 |
| S251 | HARDWARE STORES. | 60 | 48 | 4 577 | 4 327 | 581 | 11 370 | 183 | 31 |
| S252 | FARM EQUIPMENT DEALERS | 17 | 15 | 2 496 | 2 458 | 222 | 3 856 | 55 | 9 |
| GENERAL MERCHANDISE GROUP STORES* | | | | | | | | | |
| S3 PART* | TOTAL | 90 | 74 | 86 363 | 86 207 | 13 996 | 269 885 | 4 981 | 57 |
| S31 | DEPARTMENT STORES. | 14 | 14 | (0) | (0) | (0) | (0) | (0) | (0) |
| S33 | LIMITED PRICE VARIETY STORES | 34 | 32 | 15 288 | 15 220 | 2 655 | 50 088 | 1 056 | 19 |
| S39 | GENERAL MERCHANDISE STORES | 25 | 19 | 4 396 | 4 380 | 449 | 10 611 | 156 | 24 |
| (| DRY GOODS STORES | 7 | 3 | (0) | (0) | (0) | (0) | (0) | (0) |
| (| SEWING, NEEDLEWORK STORES. | 10 | 6 | 531 | (0) | (0) | (0) | (0) | (0) |

Standard Notes: - Represents zero. (D) Withheld to avoid disclosure. (NA) Not available. (X) Not applicable.
 *Nonstore retailers, part of SIC major group 53, are shown separately in this table.

TABLE 5. Counties With 500 Establishments or More: 1963-Continued

| SIC code | County and kind of business | Establishments | | Sales | | Payroll, entire year (\$1,000) | Payroll, workweek ended nearest Nov. 15 (dollars) | Paid employees, workweek ended nearest Nov. 15 (number) | Active proprietors of unincorporated businesses (number) |
|---|--|----------------|--------------|---------------------------|-----------------------------|--------------------------------|---|---|--|
| | | Total | With payroll | Total, all establishments | Establishments with payroll | | | | |
| | | (number) | (number) | (\$1,000) | (\$1,000) | | | | |
| ONONAGA COUNTY--CONTINUED | | | | | | | | | |
| FOOD STORES | | | | | | | | | |
| S4 | TOTAL | 631 | 409 | 153 319 | 144 229 | 12 561 | 242 956 | 3 613 | 575 |
| S41 | GROCERY STORES, INCLUDING DELICATESSENS | 450 | 280 | 137 345 | 129 955 | 10 026 | 193 223 | 2 862 | 411 |
| S42 | MEAT MARKETS | 41 | 27 | 5 332 | 4 852 | 444 | 8 308 | 103 | 40 |
| S43 | FISH (SEAFOOD) MARKETS | 15 | 11 | 724 | 636 | 69 | 1 322 | 26 | 19 |
| S43 | FRUIT STORES, VEGETABLE MARKETS | 24 | 6 | 1 630 | 816 | 92 | 1 970 | 32 | 25 |
| S44 | CANDY, NUT, CONFECTIONERY STORES | 18 | 16 | (0) | (0) | (0) | (0) | (0) | (0) |
| S45 | DAIRY PRODUCTS STORES | 22 | 20 | 2 223 | 2 163 | 354 | 5 671 | 101 | 13 |
| S46 | RETAIL BAKERIES | 50 | 44 | 4 082 | 3 912 | 1 163 | 23 962 | 364 | 53 |
| S462 | RETAIL BAKERIES, MANUFACTURING | 36 | 36 | (0) | (0) | (0) | (0) | (0) | (0) |
| S463 | RETAIL BAKERIES, NONMANUFACTURING | 14 | 8 | (0) | (0) | (0) | (0) | (0) | (0) |
| S49 | EGG AND POULTRY DEALERS | 2 | - | (0) | - | - | - | - | 2 |
| S49 | OTHER | 9 | 5 | 1 025 | (0) | (0) | (0) | (0) | (0) |
| AUTOMOTIVE DEALERS | | | | | | | | | |
| 5S EX,SS4 | TOTAL | 165 | 123 | 117 999 | 116 839 | 11 474 | 214 092 | 1 960 | 93 |
| SS1 | PASSENGER CAR DEALERS, FRANCHISED | 58 | 58 | 104 216 | 104 216 | 9 653 | 182 109 | 1 602 | 19 |
| SS1 | DOMESTIC CAR DEALERS | 49 | 49 | 94 710 | 94 710 | 8 531 | 160 189 | 1 399 | 19 |
| SS1 | IMPORTED CAR DEALERS | 5 | 5 | 2 950 | 2 950 | 445 | 9 755 | 89 | - |
| SS1 | DOMESTIC AND IMPORTED CAR DEALERS | 4 | 4 | 6 556 | 6 556 | 677 | 12 165 | 114 | - |
| S52 | PASSENGER CAR DEALERS, NONFRANCHISED | 46 | 16 | 3 532 | 2 662 | 228 | 3 987 | 48 | 42 |
| SS3 | TIRE, BATTERY, ACCESSORY DEALERS | 19 | 17 | 5 078 | 5 076 | 1 134 | 19 630 | 201 | 7 |
| SS3 | HOME AND AUTO SUPPLY STORES | 6 | 6 | (0) | (0) | (0) | (0) | (0) | (0) |
| S59 | MISCELLANEOUS AIRCRAFT, MARINE, AUTOMOTIVE DEALERS | 36 | 26 | (0) | (0) | (0) | (0) | (0) | (0) |
| S59 | AIRCRAFT, BOAT, MOTORCYCLE DEALERS | 22 | 16 | 1 883 | 1 721 | 165 | 2 526 | 40 | 15 |
| S59 | HOUSEHOLD TRAILER DEALERS | 11 | 7 | 2 091 | 1 965 | 154 | 2 700 | 29 | 8 |
| S59 | OTHER AUTOMOTIVE DEALERS | 3 | 3 | (0) | (0) | (0) | (0) | (0) | (0) |
| GASOLINE SERVICE STATIONS | | | | | | | | | |
| 5SPT(5S4) | TOTAL | 393 | 321 | 35 052 | 32 292 | 2 831 | 61 281 | 1 063 | 416 |
| APPAREL, ACCESSORY STORES | | | | | | | | | |
| S6 | TOTAL | 245 | 193 | 40 224 | 39 464 | 6 580 | 131 012 | 2 074 | 159 |
| S61,S67 | MEN'S, BOYS' APPAREL STORES, CUSTOM TAILORS | 58 | 46 | 11 074 | 10 830 | 1 759 | 35 280 | 480 | 31 |
| S61 | MEN'S, BOYS' CLOTHING AND FURNISHINGS STORES | 50 | 44 | 10 895 | (0) | (0) | (0) | (0) | (0) |
| S67 | CUSTOM TAILORS | 8 | 2 | 179 | (0) | (0) | (0) | (0) | (0) |
| S62-3,S68 | WOMEN'S CLOTHING, SPECIALTY STORES | 87 | 71 | 20 612 | 20 368 | 3 716 | 73 355 | 1 225 | 53 |
| S62 | WOMEN'S READY-TO-WEAR STORES | 57 | 51 | 18 198 | 18 022 | 3 324 | 66 349 | 1 103 | 33 |
| S63,S68 | WOMEN'S ACCESSORY, SPECIALTY STORES, FURRIERS | 30 | 20 | 2 414 | 2 346 | 392 | 7 006 | 122 | 20 |
| S63 | MILLINERY STORES | 11 | 9 | 523 | (0) | (0) | (0) | (0) | (0) |
| S63 | CORSET, LINGERIE STORES | 4 | - | 34 | - | - | - | - | 4 |
| S63 | HOSIERY STORES | 1 | 1 | (0) | (0) | (0) | (0) | (0) | (0) |
| S68 | APPAREL, ACCESSORY, OTHER SPECIALTY STORES | 12 | 8 | 1 507 | 1 481 | 252 | 4 162 | 76 | 9 |
| S68 | FURRIERS, FUR SHOPS | 2 | 2 | (0) | (0) | (0) | (0) | (0) | (0) |
| S65 | FAMILY CLOTHING STORES | 21 | 15 | 1 810 | 1 762 | 190 | 4 191 | 75 | 23 |
| S66 | SHOE STORES | 59 | 51 | 5 838 | 5 686 | 804 | 15 997 | 247 | 28 |
| S66 | MEN'S SHOE STORES | 8 | 8 | (0) | (0) | (0) | (0) | (0) | (0) |
| S66 | WOMEN'S SHOE STORES | 8 | 8 | 960 | 960 | 145 | 3 076 | 37 | 2 |
| S66 | CHILDREN'S, JUVENILES' SHOE STORES | 4 | 4 | (0) | (0) | (0) | (0) | (0) | (0) |
| S66 | FAMILY SHOE STORES | 39 | 31 | 4 041 | 3 889 | 537 | 10 831 | 178 | 20 |
| S64 | CHILDREN'S, INFANTS' WEAR STORES | 16 | 10 | 872 | 818 | 111 | 2 189 | 47 | 20 |
| S69 | MISCELLANEOUS APPAREL, ACCESSORY STORES | 4 | - | 18 | - | - | - | - | 4 |
| FURNITURE, HOME FURNISHINGS, EQUIPMENT STORES | | | | | | | | | |
| S7 | TOTAL | 186 | 132 | 28 096 | 27 192 | 5 140 | 91 286 | 1 017 | 124 |
| S71 | FURNITURE, HOME FURNISHINGS STORES | 107 | 81 | 21 223 | 20 659 | 4 210 | 72 808 | 789 | 64 |
| S712 | FURNITURE STORES | 61 | 47 | (0) | (0) | (0) | (0) | (0) | (0) |
| S713 | FLOOR COVERING STORES | 23 | 21 | (0) | (0) | (0) | (0) | (0) | (0) |
| S714 | DRAPERY, CURTAIN, UPHOLSTERY STORES | 7 | 5 | 615 | 575 | 72 | 1 216 | 18 | 6 |
| S715 | CHINA, GLASSWARE, METALWARE STORES | 7 | 3 | 367 | 283 | 63 | 1 305 | 21 | 4 |
| S719 | MISCELLANEOUS HOME FURNISHINGS STORES | 9 | 5 | 1 099 | 1 027 | 177 | 3 769 | 52 | 7 |
| S72 | HOUSEHOLD APPLIANCE STORES | 41 | 21 | 2 974 | 2 740 | 421 | 8 410 | 101 | 34 |
| S732 | RADIO, TELEVISION STORES | 17 | 13 | 1 533 | 1 483 | 176 | 3 841 | 48 | 14 |
| S733 | MUSIC STORES | 21 | 17 | 2 366 | 2 310 | 333 | 6 227 | 79 | 12 |
| S733 | RECORD SHOPS | 4 | 4 | (0) | (0) | (0) | (0) | (0) | (0) |
| S733 | MUSICAL INSTRUMENT STORES | 17 | 13 | (0) | (0) | (0) | (0) | (0) | (0) |
| EATING, DRINKING PLACES | | | | | | | | | |
| S8 | TOTAL | 832 | 732 | 52 869 | 51 365 | 11 892 | 249 230 | 5 096 | 869 |
| S812 | EATING PLACES | 523 | 425 | 37 267 | 35 801 | 9 341 | 193 759 | 4 033 | 518 |
| S812 | RESTAURANTS, LUNCHROOMS | 379 | 313 | 28 652 | 27 460 | 7 451 | 154 590 | 3 205 | 398 |
| S812 | CAFETERIAS | 22 | 22 | (0) | (0) | (0) | (0) | (0) | (0) |
| S812 | REFRESHMENT PLACES | 96 | 70 | 5 399 | 5 165 | 1 001 | 19 839 | 453 | 90 |
| S813 | CATERERS | 26 | 20 | (0) | (0) | (0) | (0) | (0) | (0) |
| S813 | DRINKING PLACES (ALCOHOLIC BEVERAGES) | 309 | 307 | 15 602 | 15 564 | 2 551 | 55 471 | 1 063 | 351 |
| DRUG STORES, PROPRIETARY STORES | | | | | | | | | |
| S9PT(S91) | TOTAL | 105 | 103 | 20 088 | 20 074 | 2 650 | 49 873 | 802 | 82 |
| S91 | DRUG STORES | 99 | 99 | (0) | (0) | (0) | (0) | (0) | (0) |
| S91 | PROPRIETARY STORES | 6 | 4 | (0) | (0) | (0) | (0) | (0) | (0) |

Standard Notes: - Represents zero. (D) Withheld to avoid disclosure. (NA) Not available. (X) Not applicable.
 *Nonstore retailers, part of SIC major group 53, are shown separately in this table.

TABLE 5. Counties With 500 Establishments or More: 1963-Continued

| SIC code | County and kind of business | Establishments | | Sales | | Payroll, entire year (\$1,000) | Payroll, workweek ended nearest Nov. 15 (dollars) | Paid employees, workweek ended nearest Nov. 15 (number) | Active proprietors of unincorporated businesses (number) |
|--|---|----------------|-----------------------|-------------------------------------|---------------------------------------|--------------------------------|---|---|--|
| | | Total (number) | With payroll (number) | Total, all establishments (\$1,000) | Establishments with payroll (\$1,000) | | | | |
| ONONOAGA COUNTY--CONTINUED | | | | | | | | | |
| OTHER RETAIL STORES | | | | | | | | | |
| 59 EX.591 | TOTAL | 537 | 345 | 41 498 | 37 748 | 5 293 | 102 118 | 1 421 | 448 |
| 592 | LIQUOR STORES | 92 | 84 | 9 020 | 8 652 | 580 | 10 512 | 210 | 94 |
| 593 | ANTIQUA STORES; SECONDHANO STORES | 51 | 21 | 1 760 | 1 558 | 266 | 5 425 | 79 | 46 |
| 5932 | ANTIQUA STORES | 16 | 2 | 172 | (0) | (0) | (0) | (0) | (0) |
| 5933 | SECONOHANO STORES | 35 | 19 | 1 588 | (0) | (0) | (0) | (0) | (0) |
| 594 | BDOK; STATIDNERY STORES | 17 | 13 | 1 931 | (0) | (0) | (0) | (0) | (0) |
| 5942 | BOOK STORES | 5 | 3 | (0) | (0) | (0) | (0) | (0) | (0) |
| 5943 | STATIDNERY STORES | 12 | 10 | (0) | (0) | (0) | (0) | (0) | (0) |
| 595 | SPORTING GOOD5 STORES; BICYCLE 5HOPS | 47 | 29 | 2 449 | (0) | (0) | (0) | (0) | 37 |
| 5952 | SPORTING GOOD5 STORES | 41 | 23 | 2 182 | 1 874 | 249 | 5 032 | 76 | 32 |
| 5953 | BICYCLE 5HOPS | 6 | 6 | 267 | 267 | 51 | 952 | 12 | 5 |
| 5962 | HAY; GRAIN; FEEO STORES | 10 | 6 | 2 999 | 2 489 | 212 | 3 994 | 42 | 8 |
| 5969 | DHFR FARM SUPPLY STORES | 1 | 1 | (0) | (0) | (0) | (0) | (0) | (0) |
| 597 | GAROEN SUPPLY STORES | 13 | 11 | 727 | 697 | 122 | 2 144 | 30 | 7 |
| 597 | JEWELRY STORES | 38 | 24 | 4 949 | 4 627 | 838 | 15 336 | 211 | 23 |
| 598 | FUEL; ICE OEALEERS | 42 | 30 | 6 490 | 6 250 | 857 | 17 774 | 181 | 27 |
| 5982 | COAL AND WODO DEALERS | 8 | 6 | 1 074 | 1 070 | 139 | 2 669 | 34 | 6 |
| 5983 | ICE DEALERS | 6 | - | 48 | - | - | - | - | 6 |
| 5983 | FUEL DIL OEALEERS | 20 | 16 | 3 986 | 3 798 | 377 | 8 317 | 84 | 14 |
| 5984 | BOTTLEO GAS OEALEERS | 8 | 8 | 1 382 | 1 382 | 341 | 6 788 | 63 | 1 |
| 5992 | FLORISTS | 54 | 30 | 1 961 | 1 527 | 352 | 6 070 | 102 | 54 |
| 5993 | CIGAR STORES; STANOS | 31 | 15 | 1 373 | (0) | (0) | (0) | (0) | (0) |
| 5994 | NEWS DEALERS; NEWSSTANDS | 20 | 8 | (0) | (0) | (0) | (0) | (0) | (0) |
| 5996 | CAMERA; PHOTOGRAPHIC SUPPLY STORES | 9 | 7 | (0) | (0) | (0) | (0) | (0) | (0) |
| 5997 | GIFT; NOVELTY; SDOVENIR SHDPS | 21 | 9 | 425 | 331 | 45 | 1 124 | 25 | 20 |
| 5998 | DPTICAL GOOD5 STORES | 31 | 27 | 1 963 | 1 877 | 539 | 10 211 | 99 | 25 |
| 5999 | TYPEWRITER STORES | 5 | 3 | (0) | (0) | (0) | (0) | (0) | (0) |
| | LUGGAGE; LEATHER GOOD5 STORES | 4 | 2 | (0) | (0) | (0) | (0) | (0) | (0) |
| | HOBBY; TOY; GAME SHDPS | 8 | 6 | 870 | (0) | (0) | (0) | (0) | (0) |
| | RELIGIDUS GOOD5 STORES | 4 | 4 | 531 | 531 | 100 | 1 533 | 23 | 3 |
| | PET SHDPS | 2 | 2 | (0) | (0) | (0) | (0) | (0) | (0) |
| | DHFR | 37 | 13 | 1 072 | 872 | 177 | 3 371 | 42 | 35 |
| NONSTORE RETAILERS* | | | | | | | | | |
| 53 PART* | TOTAL | 255 | 57 | 15 559 | 12 867 | 2 384 | 47 796 | 535 | 227 |
| 532 | MAIL-DROER HOUES | 5 | 3 | 1 283 | (0) | (0) | (0) | (0) | (0) |
| 534 | MERCHANDISE VENOING MACHINE OPERATORS | 41 | 19 | 6 602 | 5 804 | 869 | 15 982 | 157 | 35 |
| 535 | DIRECT SELLING (HOUSE-TO-HOUSE) ORGANIZATIONS | 209 | 35 | 7 674 | (0) | (0) | (0) | (0) | (0) |
| ONTARIO COUNTY | | | | | | | | | |
| RETAIL TRADE; TOTAL | | | | | | | | | |
| | | 755 | 529 | 101 516 | 96 152 | 10 628 | 204 374 | 3 274 | 675 |
| LUMBER; BUILDING MATERIALS; HAROWARE; FARM EQUIPMENT DEALERS | | | | | | | | | |
| 52 | TOTAL | 52 | 42 | 8 518 | 8 322 | 1 013 | 19 712 | 228 | 42 |
| 521 | LUMBER AND DHFR BUILDING MATERIALS DEALERS | 18 | 16 | 3 732 | 3 672 | 433 | 8 476 | 100 | 11 |
| 522-524 | HEATING; PLUMBING; PAINT; ELECTRICAL STORES | 10 | 6 | 772 | 756 | 94 | 1 836 | 18 | 6 |
| 5251 | HARDWARE STORES | 12 | 10 | 861 | 847 | 185 | 3 210 | 42 | 14 |
| 5252 | FARM EQUIPMENT OEALEERS | 12 | 10 | 3 153 | 3 047 | 301 | 6 190 | 68 | 11 |
| GENERAL MERCHANDISE GROUP STORES* | | | | | | | | | |
| 53 PART* | TOTAL | 27 | 25 | 8 651 | 8 609 | 1 140 | 22 533 | 426 | 14 |
| 531 | DEPARTMENT STORES | 3 | 3 | 3 711 | 3 711 | 515 | 10 011 | 202 | - |
| 533 | LIMITED PRICE VARIETY STORES | 12 | 10 | 2 930 | 2 888 | 394 | 7 199 | 149 | 5 |
| 539 | MISCELLANEDUS GENERAL MERCHANDISE STORES | 12 | 12 | 2 010 | 2 010 | 231 | 5 323 | 75 | 9 |
| FOOD STORES | | | | | | | | | |
| 54 | TOTAL | 124 | 68 | 23 685 | 22 153 | 1 670 | 31 907 | 479 | 115 |
| 541 | GROCERY STORES; INCLUDING DELICATESSENS | 91 | 47 | 20 121 | 18 907 | 1 334 | 24 428 | 350 | 82 |
| 542 | MEAT MARKETS; FISH (SEAFOOD) MARKETS | 8 | 6 | 510 | 454 | 20 | 394 | 10 | 10 |
| 543 | FRUIT STORES; VEGETABLE MARKETS | 11 | 3 | 528 | (0) | (0) | (0) | (0) | (0) |
| 544 | CANOY; NUT; CONFECTIONERY STORES | 3 | 3 | 116 | 116 | 11 | 277 | 6 | 2 |
| 545-549 | DHFR FOOD STORES | 11 | 9 | 2 410 | (0) | (0) | (0) | (0) | 9 |
| AUTDMOTIVE DEALERS | | | | | | | | | |
| 55 EX.554 | TOTAL | 58 | 46 | 21 111 | 20 719 | 1 818 | 33 776 | 351 | 38 |
| GASOLINE SERVICE STATIONS | | | | | | | | | |
| 55PT(554) | TOTAL | 82 | 60 | 7 779 | 6 993 | 577 | 11 211 | 212 | 90 |
| APPAREL; ACCESSORY STORES | | | | | | | | | |
| 56 | TOTAL | 44 | 40 | 4 456 | 4 366 | 656 | 11 969 | 206 | 23 |
| 561,567 | MEN'S; BDYS' APPAREL STORES; CUSTDM TAILDRS | 9 | 9 | 1 234 | 1 228 | 183 | 3 379 | 49 | 3 |
| 562-3,568 | WOMEN'S CLOTHING; SPECIALTY STORES | 15 | 13 | 1 486 | 1 434 | 251 | 4 429 | 78 | 9 |
| 562 | WOMEN'S READY-TO-WEAR STORES | 10 | 8 | 1 176 | 1 124 | 208 | 3 590 | 60 | 5 |
| 563,568 | WOMEN'S ACCESSORY; SPECIALTY STORES; FURRIERS | 5 | 5 | 310 | 310 | 43 | 839 | 18 | 4 |
| 565 | FAMILY CLOTHING STORES | 6 | 4 | (0) | (0) | (0) | (0) | (0) | (0) |
| 566 | SHOE STORES | 12 | 12 | 895 | 895 | 122 | 2 184 | 34 | 6 |
| 564,569 | DHFR APPAREL; ACCESSORY STORES | 2 | 2 | (0) | (0) | (0) | (0) | (0) | (0) |

Standard Notes: - Represents zero. (D) Withheld to avoid disclosure. (NA) Not available. (X) Not applicable.
 *Nonstore retailers, part of SIC major group 53, are shown separately in this table.

TABLE 5. Counties With 500 Establishments or More: 1963—Continued

| SIC code | County and kind of business | Establishments | | Sales | | Payroll, entire year (\$1,000) | Payroll, workweek ended nearest Nov. 15 (dollars) | Paid employees, workweek ended nearest Nov. 15 (number) | Active proprietors of unincorporated businesses (number) |
|---|--|----------------|-----------------------|-------------------------------------|---------------------------------------|--------------------------------|---|---|--|
| | | Total (number) | With payroll (number) | Total, all establishments (\$1,000) | Establishments with payroll (\$1,000) | | | | |
| <u>ONTARIO COUNTY--CONTINUEO</u> | | | | | | | | | |
| FURNITURE, HOME FURNISHINGS, EQUIPMENT STORES | | | | | | | | | |
| 57 | TOTAL | 39 | 23 | 3 482 | 3 136 | 378 | 7 101 | 98 | 33 |
| 571 | FURNITURE, HOME FURNISHINGS STORES | 18 | 12 | 2 437 | 2 309 | 260 | 4 865 | 67 | 15 |
| 572,573 | HOUSEHOLD APPLIANCE, RADIO, TELEVISION, MUSIC STORES | 21 | 11 | 1 045 | 827 | 118 | 2 236 | 31 | 18 |
| EATING, DRINKING PLACES | | | | | | | | | |
| 58 | TOTAL | 151 | 129 | 9 083 | 8 687 | 1 794 | 38 070 | 866 | 157 |
| 5812 | EATING PLACES | 102 | 82 | 6 730 | 6 430 | 1 478 | 31 790 | 727 | 100 |
| 5813 | DRINKING PLACES (ALCOHOLIC BEVERAGES) | 49 | 47 | 2 353 | 2 257 | 316 | 6 280 | 139 | 57 |
| DRUG STORES, PROPRIETARY STORES | | | | | | | | | |
| 59PT(591) | TOTAL | 18 | 18 | 3 026 | 3 026 | 437 | 7 501 | 108 | 11 |
| 591 | DRUG STORES | 15 | 15 | 2 776 | 2 776 | 427 | 7 232 | 98 | 8 |
| | PROPRIETARY STORES | 3 | 3 | 250 | 250 | 10 | 269 | 10 | 3 |
| OTHER RETAIL STORES | | | | | | | | | |
| 59 EX.591 | TOTAL | 120 | 68 | 9 624 | 8 552 | 843 | 15 776 | 231 | 121 |
| 592 | LIQUOR STORES | 14 | 14 | 1 117 | 1 117 | 55 | 892 | 25 | 18 |
| 593 | ANTIQUe STORES, SECONOHAND STORES | 17 | 3 | 720 | (0) | (0) | (0) | (0) | (0) |
| 594 | BOOK, STATIONERY STORES | 4 | 4 | 260 | 260 | 40 | 718 | 14 | 3 |
| 595 | SPORTING GOODS STORES, BICYCLE SHOPS | 16 | 6 | 434 | 300 | 32 | 649 | 11 | 17 |
| 596 | FARM, GARDEN SUPPLY STORES, INCLUDING FEEO STORES | 14 | 12 | 4 265 | 4 245 | 359 | 6 968 | 95 | 11 |
| 597 | JEWELRY STORES | 10 | 6 | 621 | 561 | 90 | 1 645 | 22 | 8 |
| 598 | FUEL, ICE DEALERS | 13 | 7 | 857 | 719 | 97 | 1 907 | 21 | 11 |
| 599 | OTHER STORES | 32 | 16 | 1 350 | (0) | (0) | (0) | (0) | (0) |
| NONSTORE RETAILERS* | | | | | | | | | |
| 53 PART* | TOTAL | 40 | 10 | 2 101 | 1 589 | 302 | 4 818 | 69 | 31 |
| <u>ORANGE COUNTY</u> | | | | | | | | | |
| RETAIL TRADE, TOTAL | | | | | | | | | |
| | | 2 058 | 1 386 | 282 505 | 264 793 | 29 569 | 581 927 | 8 656 | 1 918 |
| LUMBER, BUILDING MATERIALS, HARWARE, FARM EQUIPMENT DEALERS | | | | | | | | | |
| 52 | TOTAL | 102 | 78 | 19 778 | 19 186 | 2 963 | 56 027 | 568 | 74 |
| 521 | LUMBER AND OTHER BUILDING MATERIALS DEALERS | 38 | 30 | 12 646 | 12 572 | 1 962 | 36 438 | 352 | 17 |
| 522-524 | HEATING, PLUMBING, PAINT, ELECTRICAL STORES | 23 | 15 | 1 512 | 1 290 | 213 | 4 400 | 51 | 26 |
| 5251 | HARWARE STORES | 19 | 17 | 1 791 | 1 631 | 275 | 5 134 | 65 | 13 |
| 5252 | FARM EQUIPMENT DEALERS | 22 | 16 | 3 829 | 3 693 | 513 | 10 055 | 100 | 18 |
| GENERAL MERCHANOISE GROUP STORES* | | | | | | | | | |
| 53 PART* | TOTAL | 70 | 52 | 26 262 | 25 668 | 3 745 | 80 534 | 1 345 | 57 |
| 531 | DEPARTMENT STORES | 5 | 5 | 11 055 | 11 055 | 1 795 | 35 956 | 526 | - |
| 533 | LIMITED PRICE VARIETY STORES | 29 | 19 | 6 643 | 6 159 | 971 | 25 309 | 535 | 21 |
| 539 | MISCELLANEOUS GENERAL MERCHANOISE STORES | 36 | 28 | 8 564 | 8 454 | 979 | 19 269 | 284 | 36 |
| FOOD STORES | | | | | | | | | |
| 54 | TOTAL | 339 | 165 | 84 241 | 78 117 | 6 449 | 124 013 | 1 863 | 331 |
| 541 | GROCERY STORES, INCLUDING DELICATESSENS | 238 | 114 | 78 952 | 74 264 | 5 885 | 111 935 | 1 671 | 222 |
| 542 | MEAT MARKETS, FISH (SEAFOOD) MARKETS | 28 | 12 | 1 719 | 685 | 51 | 1 365 | 22 | 38 |
| 543 | FRUIT STORES, VEGETABLE MARKETS | 8 | 2 | 139 | (0) | (0) | (0) | (0) | (0) |
| 544 | CANOO, NUT, CONFECTIONERY STORES | 19 | 5 | 491 | 309 | 29 | 773 | 21 | 17 |
| 545-549 | OTHER FOOD STORES | 46 | 32 | 2 940 | (0) | (0) | (0) | (0) | (0) |
| AUTOMOTIVE DEALERS | | | | | | | | | |
| 55 EX.554 | TOTAL | 115 | 101 | 49 197 | 48 557 | 4 388 | 80 170 | 919 | 70 |
| GASOLINE SERVICE STATIONS | | | | | | | | | |
| 55PT(554) | TOTAL | 196 | 150 | 13 907 | 12 637 | 968 | 20 752 | 338 | 220 |
| APPAREL, ACCESSORY STORES | | | | | | | | | |
| 56 | TOTAL | 161 | 129 | 14 862 | 13 910 | 1 773 | 35 122 | 564 | 116 |
| 561,567 | MEN'S, BOYS' APPAREL STORES, CUSTOM TAILORS | 36 | 24 | 3 247 | 2 777 | 323 | 5 930 | 88 | 32 |
| 562-3,568 | WOMEN'S CLOTHING, SPECIALTY STORES | 70 | 64 | 6 051 | 5 879 | 710 | 15 134 | 271 | 47 |
| 562 | WOMEN'S READY-TO-WEAR STORES | 51 | 45 | 4 789 | 4 617 | 551 | 11 900 | 214 | 35 |
| 563,568 | WOMEN'S ACCESSORY, SPECIALTY STORES, FURRIERS | 19 | 19 | 1 262 | 1 262 | 159 | 3 234 | 57 | 12 |
| 565 | FAMILY CLOTHING STORES | 18 | 12 | 2 723 | 2 615 | 397 | 7 436 | 111 | 14 |
| 566 | SHOE STORES | 32 | 24 | 2 479 | 2 277 | 281 | 5 230 | 71 | 20 |
| 564,569 | OTHER APPAREL, ACCESSORY STORES | 5 | 5 | 362 | 362 | 62 | 1 392 | 23 | 3 |
| FURNITURE, HOME FURNISHINGS, EQUIPMENT STORES | | | | | | | | | |
| 57 | TOTAL | 101 | 63 | 9 688 | 8 804 | 1 266 | 25 164 | 319 | 93 |
| 571 | FURNITURE, HOME FURNISHINGS STORES | 51 | 37 | 6 492 | 6 254 | 872 | 16 898 | 216 | 46 |
| 572,573 | HOUSEHOLD APPLIANCE, RADIO, TELEVISION, MUSIC STORES | 50 | 26 | 3 196 | 2 550 | 394 | 8 266 | 103 | 47 |

Standard Notes: - Represents zero. (D) Withheld to avoid disclosure. (NA) Not available. (X) Not applicable.
 *Nonstore retailers, part of SIC major group 53, are shown separately in this table.

TABLE 5. Counties With 500 Establishments or More: 1963—Continued

| SIC code | County and kind of business | Establishments | | Sales | | Payroll, entire year (\$1,000) | Payroll, workweek ended nearest Nov. 15 (dollars) | Paid employees, workweek ended nearest Nov. 15 (number) | Active proprietors of unincorporated businesses (number) |
|--|--|----------------|-----------------------|-------------------------------------|---------------------------------------|--------------------------------|---|---|--|
| | | Total (number) | With payroll (number) | Total, all establishments (\$1,000) | Establishments with payroll (\$1,000) | | | | |
| ORANGE COUNTY--CONTINUED | | | | | | | | | |
| EATING, DRINKING PLACES | | | | | | | | | |
| S8 | TOTAL | 503 | 345 | 20 867 | 18 303 | 3 764 | 76 371 | 1 587 | 536 |
| S812 | EATING PLACES | 315 | 211 | 14 660 | 13 146 | 3 043 | 60 297 | 1 276 | 340 |
| S813 | DRINKING PLACES (ALCOHOLIC BEVERAGES) | 188 | 134 | 6 207 | 5 157 | 721 | 16 074 | 311 | 196 |
| DRUG STORES, PROPRIETARY STORES | | | | | | | | | |
| S9PT(591) | TOTAL | 56 | 46 | 6 739 | 6 369 | 829 | 16 642 | 263 | 48 |
| 591 | DRUG STORES | 54 | 44 | (D) | (D) | (D) | (D) | (D) | (D) |
| | PROPRIETARY STORES | 2 | 2 | (D) | (D) | (D) | (D) | (D) | (D) |
| OTHER RETAIL STORES | | | | | | | | | |
| S9 EX.591 | TOTAL | 354 | 230 | 32 269 | 29 187 | 2 835 | 55 534 | 755 | 322 |
| S92 | LIQUOR STORES | 57 | 41 | 4 252 | 3 340 | 169 | 3 790 | 72 | 65 |
| S93 | ANTIQUARIAN, SECONDHAND STORES | 23 | 5 | 244 | 124 | 18 | 353 | 10 | 26 |
| S94 | BOOK, STATIONERY STORES | 16 | 10 | 919 | 777 | 116 | 2 375 | 43 | 17 |
| S95 | SPORTING GOODS STORES, BICYCLE SHOPS | 18 | 10 | 912 | 662 | 76 | 1 245 | 19 | 15 |
| S96 | FARM, GARDEN SUPPLY STORES, INCLUDING FEED STORES | 25 | 23 | 10 666 | 10 648 | 684 | 12 194 | 145 | 9 |
| S97 | JEWELRY STORES | 21 | 17 | 1 687 | 1 619 | 255 | 5 059 | 72 | 13 |
| S98 | FUEL, ICE DEALERS | 79 | 57 | 9 059 | 8 411 | 1 016 | 20 282 | 222 | 60 |
| S99 | OTHER STORES | 115 | 67 | 4 530 | 3 606 | 501 | 10 236 | 172 | 117 |
| NONSTORE RETAILERS* | | | | | | | | | |
| S3 PART* | TOTAL | 61 | 27 | 4 695 | 4 055 | 589 | 11 598 | 135 | 51 |
| OSWEGO COUNTY | | | | | | | | | |
| RETAIL TRADE, TOTAL | | | | | | | | | |
| | | 948 | 582 | 99 418 | 90 852 | 9 311 | 182 717 | 2 826 | 904 |
| LUMBER, BUILDING MATERIALS, HARDWARE, FARM EQUIPMENT DEALERS | | | | | | | | | |
| S2 | TOTAL | 59 | 37 | 8 250 | 7 810 | 937 | 18 718 | 223 | 50 |
| S21 | LUMBER AND OTHER BUILDING MATERIALS DEALERS | 24 | 18 | 5 336 | 5 118 | 663 | 12 336 | 150 | 19 |
| S22-524 | HEATING, PLUMBING, PAINT, ELECTRICAL STORES | 7 | 5 | 554 | 548 | 80 | 1 573 | 20 | 3 |
| S251 | HARDWARE STORES | 14 | 6 | 684 | 578 | 88 | 2 029 | 22 | 13 |
| S252 | FARM EQUIPMENT DEALERS | 14 | 8 | 1 676 | 1 566 | 106 | 2 780 | 31 | 15 |
| GENERAL MERCHANDISE GROUP STORES* | | | | | | | | | |
| S3 PART* | TOTAL | 30 | 26 | 7 730 | 7 684 | 846 | 16 351 | 314 | 18 |
| S31 | DEPARTMENT STORES | 3 | 3 | (D) | (D) | (D) | (D) | (D) | (D) |
| S33 | LIMITED PRICE VARIETY STORES | 12 | 12 | 2 048 | 2 048 | 295 | 5 495 | 119 | 4 |
| S39 | MISCELLANEOUS GENERAL MERCHANDISE STORES | 15 | 11 | (D) | (D) | (D) | (D) | (D) | (D) |
| FOOD STORES | | | | | | | | | |
| S4 | TOTAL | 172 | 96 | 31 373 | 28 341 | 2 115 | 39 881 | 630 | 162 |
| S41 | GROCERY STORES, INCLUDING DELICATESSENS | 128 | 74 | 28 549 | 26 187 | 1 814 | 33 280 | 526 | 119 |
| S42 | MEAT MARKETS, FISH (SEAFOOD) MARKETS | 17 | 7 | (D) | (D) | (D) | (D) | (D) | (D) |
| S43 | FRUIT STORES, VEGETABLE MARKETS | 4 | - | 28 | - | - | - | - | 4 |
| S44 | CANDY, NUT, CONFECTIONERY STORES | 4 | 4 | (D) | (D) | (D) | (D) | (D) | (D) |
| S45-549 | OTHER FOOD STORES | 19 | 11 | 1 393 | 1 179 | 191 | 4 216 | 53 | 17 |
| AUTOMOTIVE DEALERS | | | | | | | | | |
| S5 EX.554 | TOTAL | 56 | 40 | 18 092 | 17 938 | 1 611 | 29 336 | 318 | 42 |
| GASLINE SERVICE STATIONS | | | | | | | | | |
| S5PT(554) | TOTAL | 102 | 64 | 6 737 | 5 449 | 479 | 9 709 | 170 | 111 |
| APPAREL, ACCESSORY STORES | | | | | | | | | |
| S6 | TOTAL | 62 | 46 | 4 190 | 3 748 | 458 | 8 822 | 156 | 51 |
| S61,567 | MEN'S, BOYS' APPAREL STORES, CUSTOM TAILORS | 6 | 6 | 506 | 506 | 58 | 1 080 | 23 | 5 |
| S62-3,568 | WOMEN'S CLOTHING, SPECIALTY STORES | 24 | 16 | 1 590 | 1 428 | 196 | 3 773 | 63 | 21 |
| S62 | WOMEN'S READY-TO-WEAR STORES | 15 | 11 | (D) | (D) | (D) | (D) | (D) | (D) |
| S63,568 | WOMEN'S ACCESSORY, SPECIALTY STORES, FURRIERS | 9 | 5 | (D) | (D) | (D) | (D) | (D) | (D) |
| S65 | FAMILY CLOTHING STORES | 8 | 6 | 756 | 718 | 105 | 2 101 | 33 | 4 |
| S65 | SHOE STORES | 16 | 12 | 841 | 755 | 70 | 1 237 | 24 | 12 |
| S64,569 | OTHER APPAREL, ACCESSORY STORES | 8 | 6 | 497 | 341 | 29 | 631 | 13 | 9 |
| FURNITURE, HOME FURNISHINGS, EQUIPMENT STORES | | | | | | | | | |
| S7 | TOTAL | 34 | 20 | 2 935 | 2 801 | 430 | 10 225 | 133 | 23 |
| S71 | FURNITURE, HOME FURNISHINGS STORES | 13 | 9 | 1 970 | 1 944 | 285 | 5 919 | 78 | 8 |
| S72,573 | HOUSEHOLD APPLIANCE, RADIO, TELEVISION, MUSIC STORES | 21 | 11 | 965 | 857 | 145 | 4 306 | 55 | 15 |
| EATING, DRINKING PLACES | | | | | | | | | |
| S8 | TOTAL | 227 | 151 | 7 278 | 6 112 | 1 345 | 30 662 | 576 | 246 |
| S812 | EATING PLACES | 143 | 79 | 4 546 | 3 756 | 989 | 23 461 | 422 | 151 |
| S813 | DRINKING PLACES (ALCOHOLIC BEVERAGES) | 84 | 72 | 2 732 | 2 356 | 356 | 7 201 | 154 | 95 |

Standard Notes: - Represents zero. (D) Withheld to avoid disclosure. (NA) Not available. (X) Not applicable.
 *Nonstore retailers, part of SIC major group 53, are shown separately in this table.

TABLE 5. Counties With 500 Establishments or More: 1963-Continued

| SIC code | County and kind of business | Establishments | | Sales | | Payroll, entire year (\$1,000) | Payroll, workweek ended nearest Nov. 15 (dollars) | Paid employees, workweek ended nearest Nov. 15 (number) | Active proprietors of unincorporated businesses (number) |
|--|--|----------------|-----------------------|-------------------------------------|---------------------------------------|--------------------------------|---|---|--|
| | | Total (number) | With payroll (number) | Total, all establishments (\$1,000) | Establishments with payroll (\$1,000) | | | | |
| <u>OSWEGO COUNTY--CONTINUED</u> | | | | | | | | | |
| DRUG STORES, PROPRIETARY STORES | | | | | | | | | |
| 59PT(591) | TOTAL | 24 | 22 | 3 187 | 3 127 | 446 | 7 406 | 125 | 24 |
| 591 | DRUG STORES | 22 | 20 | (0) | (0) | (0) | (0) | (0) | (0) |
| | PROPRIETARY STORES | 2 | 2 | (D) | (D) | (D) | (D) | (0) | (D) |
| OTHER RETAIL STORES | | | | | | | | | |
| 59 EX.591 | TOTAL | 155 | 75 | 8 672 | 6 982 | 575 | 10 643 | 166 | 153 |
| 592 | LIQUOR STORES | 20 | 12 | 942 | 728 | 31 | 616 | 17 | 22 |
| 593 | ANTIQUA STORES, SECONOHAND STORES | 15 | 5 | 208 | (0) | (0) | (D) | (D) | (0) |
| 594 | BOOK, STATIONERY STORES | 3 | 1 | (D) | (D) | (D) | (D) | (D) | (D) |
| 595 | SPORTING GOODS STORES, BICYCLE SHOPS | 11 | 3 | 524 | (D) | (D) | (0) | (0) | (D) |
| 596 | FARM, GARDEN SUPPLY STORES, INCLUDING FEED STORES | 22 | 16 | 3 714 | 3 544 | 233 | 4 077 | 49 | 16 |
| 597 | JEWELRY STORES | 20 | 8 | (0) | (0) | (0) | (0) | (D) | (0) |
| 598 | FUEL, ICE DEALERS | 19 | 13 | 1 083 | 969 | 94 | 1 879 | 27 | 17 |
| 599 | OTHER STORES | 45 | 17 | 1 424 | 872 | 103 | 1 893 | 33 | 53 |
| NONSTORE RETAILERS* | | | | | | | | | |
| 53 PART* | TOTAL | 27 | 5 | 974 | 860 | 69 | 964 | 15 | 24 |
| <u>OTSEGO COUNTY</u> | | | | | | | | | |
| RETAIL TRADE, TOTAL | | | | | | | | | |
| | TOTAL | 664 | 444 | 78 097 | 72 921 | 8 428 | 165 636 | 2 593 | 595 |
| LUMBER, BUILDING MATERIALS, HARDWARE, FARM EQUIPMENT DEALERS | | | | | | | | | |
| 52 | TOTAL | 52 | 42 | 7 802 | 7 528 | 1 033 | 19 120 | 225 | 45 |
| 521 | LUMBER AND OTHER BUILDING MATERIALS DEALERS | 12 | 12 | 3 073 | 3 073 | 505 | 8 888 | 84 | 7 |
| 522-524 | HEATING, PLUMBING, PAINT, ELECTRICAL STORES | 5 | 3 | 555 | 547 | 54 | 1 139 | 14 | 4 |
| 5251 | HARDWARE STORES | 16 | 10 | 1 026 | 824 | 170 | 3 254 | 44 | 13 |
| 5252 | FARM EQUIPMENT DEALERS | 19 | 17 | 3 148 | 3 084 | 304 | 5 839 | 83 | 21 |
| GENERAL MERCHANDISE GROUP STORES* | | | | | | | | | |
| 53 PART* | TOTAL | 13 | 13 | 9 595 | 9 595 | 1 368 | 29 206 | 471 | 9 |
| 531 | DEPARTMENT STORES | 2 | 2 | (D) | (D) | (D) | (D) | (0) | (0) |
| 533 | LIMITED PRICE VARIETY STORES | 6 | 6 | 1 940 | 1 940 | 311 | 5 611 | 120 | 3 |
| 539 | MISCELLANEOUS GENERAL MERCHANDISE STORES | 5 | 5 | (0) | (0) | (0) | (0) | (D) | (D) |
| FOOD STORES | | | | | | | | | |
| 54 | TOTAL | 127 | 61 | 17 238 | 15 020 | 1 152 | 21 470 | 342 | 118 |
| 541 | GROCERY STORES, INCLUDING DELICATESSENS | 109 | 51 | 16 533 | 14 481 | 1 036 | 19 273 | 303 | 101 |
| 542 | MEAT MARKETS, FISH (SEAFOOD) MARKETS | 3 | 1 | (0) | (0) | (D) | (0) | (D) | (0) |
| 543 | FRUIT STORES, VEGETABLE MARKETS | 1 | 1 | (D) | (D) | (D) | (0) | (0) | (0) |
| 544 | CANDY, NUT, CONFECTIONERY STORES | 1 | 1 | (0) | (0) | (D) | (0) | (D) | (0) |
| 545-549 | OTHER FOOD STORES | 13 | 7 | 469 | 433 | 99 | 1 895 | 33 | 13 |
| AUTOMOTIVE DEALERS | | | | | | | | | |
| 55 EX.554 | TOTAL | 51 | 39 | 13 432 | 13 156 | 1 341 | 23 328 | 280 | 38 |
| GASOLINE SERVICE STATIONS | | | | | | | | | |
| 55PT(554) | TOTAL | 77 | 45 | 4 089 | 3 219 | 248 | 5 148 | 87 | 85 |
| APPAREL, ACCESSORY STORES | | | | | | | | | |
| 56 | TOTAL | 33 | 29 | 2 630 | 2 572 | 309 | 6 248 | 121 | 28 |
| 561,567 | MEN'S, BOYS' APPAREL STORES, CUSTOM TAILORS | 7 | 7 | 458 | 458 | 52 | 1 214 | 17 | 4 |
| 562-3,568 | WOMEN'S CLOTHING, SPECIALTY STORES | 10 | 8 | (0) | (0) | (0) | (0) | (0) | (0) |
| 562 | WOMEN'S READY-TO-WEAR STORES | 8 | 6 | 511 | 473 | 59 | 1 266 | 28 | 12 |
| 563,568 | WOMEN'S ACCESSORY, SPECIALTY STORES, FURRIERS | 2 | 2 | (D) | (D) | (0) | (D) | (0) | (0) |
| 565 | FAMILY CLOTHING STORES | 9 | 7 | 1 196 | 1 176 | 139 | 2 611 | 53 | 6 |
| 566 | SHOE STORES | 6 | 6 | 343 | 343 | 44 | 884 | 18 | 4 |
| 564,569 | OTHER APPAREL, ACCESSORY STORES | 1 | 1 | (D) | (D) | (D) | (0) | (0) | (0) |
| FURNITURE, HOME FURNISHINGS, EQUIPMENT STORES | | | | | | | | | |
| 57 | TOTAL | 25 | 17 | 1 774 | 1 688 | 253 | 4 607 | 64 | 16 |
| 571 | FURNITURE, HOME FURNISHINGS STORES | 12 | 8 | 776 | 714 | 100 | 1 840 | 28 | 9 |
| 572,573 | HOUSEHOLD APPLIANCE, RADIO, TELEVISION, MUSIC STORES | 13 | 9 | 998 | 974 | 153 | 2 767 | 36 | 7 |
| EATING, DRINKING PLACES | | | | | | | | | |
| 58 | TOTAL | 127 | 97 | 5 445 | 4 989 | 1 140 | 25 908 | 588 | 131 |
| 5812 | EATING PLACES | 80 | 60 | 3 729 | 3 481 | 910 | 20 800 | 471 | 86 |
| 5813 | DRINKING PLACES (ALCOHOLIC BEVERAGES) | 47 | 37 | 1 716 | 1 508 | 230 | 5 108 | 117 | 45 |
| DRUG STORES, PROPRIETARY STORES | | | | | | | | | |
| 59PT(591) | TOTAL | 19 | 15 | 1 799 | 1 637 | 180 | 4 286 | 65 | 18 |
| 591 | DRUG STORES | 19 | 15 | 1 799 | 1 637 | 180 | 4 286 | 65 | 18 |
| | PROPRIETARY STORES | - | - | - | - | - | - | - | - |

Standard Notes: - Represents zero. (D) Withheld to avoid disclosure. (NA) Not available. (X) Not applicable.
 *Nonstore retailers, part of SIC major group 53, are shown separately in this table.

TABLE 5. Counties With 500 Establishments or More: 1963—Continued

| SIC code | County and kind of business | Establishments | | Sales | | Payroll, entire year (\$1,000) | Payroll, workweek ended nearest Nov. 15 (dollars) | Paid employees, workweek ended nearest Nov. 15 (number) | Active proprietors of unincorporated businesses (number) |
|--|--|----------------|-----------------------|-------------------------------------|---------------------------------------|--------------------------------|---|---|--|
| | | Total (number) | With payroll (number) | Total, all establishments (\$1,000) | Establishments with payroll (\$1,000) | | | | |
| OTSEGO COUNTY--CONTINUED | | | | | | | | | |
| OTHER RETAIL STORES | | | | | | | | | |
| 59 EX.591 | TOTAL | 123 | 83 | 13 319 | 12 641 | 1 288 | 23 723 | 312 | 92 |
| 592 | LIQUOR STORES | 8 | 8 | 694 | 694 | 33 | 832 | 18 | 8 |
| 593 | ANTIQUe STORES; SECONDHAND STORES | 12 | 2 | 205 | (D) | (0) | (0) | (0) | (D) |
| 594 | BOOK; STATIONERY STORES | 2 | 2 | (D) | (D) | (0) | (0) | (0) | (D) |
| 595 | SPORTING GOODS STORES; BICYCLE SHOPS | 7 | 5 | 222 | 216 | 17 | 296 | 12 | 6 |
| 596 | FARM; GARDEN SUPPLY STORES; INCLUDING FEED STORES | 29 | 27 | 6 938 | 6 836 | 551 | 9 698 | 106 | 8 |
| 597 | JEWELRY STORES | 9 | 3 | (0) | (0) | (D) | (0) | (0) | (D) |
| 598 | FUEL; ICE DEALERS | 22 | 18 | 3 600 | 3 542 | 467 | 9 047 | 105 | 9 |
| 599 | OTHER STORES | 34 | 18 | 1 221 | 1 045 | 171 | 3 083 | 53 | 38 |
| NONSTORE RETAILERS* | | | | | | | | | |
| 53 PART* | TOTAL | 17 | 3 | 974 | 876 | 116 | 2 592 | 38 | 15 |
| QUEENS COUNTY | | | | | | | | | |
| RETAIL TRADE; TOTAL | | | | | | | | | |
| | | 14 310 | 10 100 | 2 053 671 | 1 941 065 | 244 820 | 4 930 517 | 67 103 | 11 417 |
| LUMBER; BUILDING MATERIALS; HARDWARE; FARM EQUIPMENT DEALERS | | | | | | | | | |
| 52 | TOTAL | 550 | 364 | 58 092 | 53 618 | 7 595 | 152 460 | 1 571 | 394 |
| 521 | LUMBER YARDS | 71 | 69 | 19 657 | 19 539 | 2 690 | 55 034 | 496 | 20 |
| | BUILDING MATERIALS DEALERS | 77 | 53 | 8 164 | 7 682 | 1 076 | 22 367 | 225 | 49 |
| 522 | HEATING; PLUMBING EQUIPMENT DEALERS | 27 | 19 | 2 124 | 1 958 | 289 | 5 643 | 64 | 16 |
| 523 | PAINT; GLASS; WALLPAPER STORES | 118 | 74 | 10 090 | 8 882 | 1 242 | 26 976 | 289 | 76 |
| 524 | ELECTRICAL SUPPLY STORES | 17 | 11 | 1 331 | 1 201 | 133 | 2 303 | 36 | 9 |
| 5251 | HARDWARE STORES | 240 | 138 | 16 726 | 14 356 | 2 165 | 40 137 | 461 | 224 |
| 5252 | FARM EQUIPMENT DEALERS | - | - | - | - | - | - | - | - |
| GENERAL MERCHANDISE GROUP STORES* | | | | | | | | | |
| 53 PART* | TOTAL | 319 | 247 | 191 399 | 190 165 | 26 465 | 508 170 | 9 120 | 188 |
| 531 | DEPARTMENT STORES | 8 | 8 | 135 963 | 135 963 | 18 151 | 342 627 | 6 135 | - |
| 533 | LIMITED PRICE VARIETY STORES | 118 | 100 | 29 989 | 29 655 | 5 213 | 94 365 | 2 081 | 45 |
| 539 | GENERAL MERCHANDISE STORES | 103 | 75 | 19 849 | 19 357 | 2 350 | 54 581 | 663 | 69 |
| | DRY GOODS STORES | 62 | 48 | 4 436 | 4 178 | 606 | 13 080 | 190 | 47 |
| | SEWING; NEEDLEWORK STORES | 28 | 16 | 1 162 | 1 012 | 145 | 3 517 | 51 | 27 |
| FOOD STORES | | | | | | | | | |
| 54 | TOTAL | 3 724 | 2 432 | 670 564 | 623 126 | 59 933 | 1 198 957 | 15 576 | 3 259 |
| 541 | GROCERY STORES; INCLUDING DELICATESSENS | 1 659 | 1 151 | 511 826 | 490 240 | 40 632 | 803 530 | 10 376 | 1 359 |
| 542 | MEAT MARKETS | 796 | 576 | 76 874 | 67 840 | 6 448 | 128 373 | 1 497 | 802 |
| | FISH (SEAFOOD) MARKETS | 98 | 46 | 4 028 | (0) | (0) | (0) | (0) | (D) |
| 543 | FRUIT STORES; VEGETABLE MARKETS | 180 | 104 | 12 124 | (0) | (0) | (0) | (0) | (D) |
| 544 | CANDY; NUT; CONFECTIONERY STORES | 503 | 153 | 19 027 | 8 241 | 883 | 18 009 | 394 | 453 |
| 545 | DAIRY PRODUCTS STORES | 46 | 34 | 9 577 | (0) | (0) | (0) | (0) | (D) |
| 546 | RETAIL BAKERIES | 376 | 336 | 34 021 | 32 899 | 9 101 | 189 249 | 2 525 | 254 |
| 5462 | RETAIL BAKERIES; MANUFACTURING | 311 | 287 | 28 885 | 27 997 | 8 413 | 174 810 | 2 270 | 223 |
| 5463 | RETAIL BAKERIES; NONMANUFACTURING | 65 | 49 | 5 136 | 4 902 | 688 | 14 439 | 255 | 31 |
| 549 | EGG AND POULTRY DEALERS | 33 | 19 | (0) | (0) | (0) | (0) | (0) | (D) |
| | OTHER | 33 | 13 | (0) | (0) | (0) | (0) | (0) | (D) |
| AUTOMOTIVE DEALERS | | | | | | | | | |
| 55 EX.554 | TOTAL | 333 | 265 | 266 691 | 264 921 | 22 507 | 407 332 | 3 575 | 163 |
| 551 | PASSENGER CAR DEALERS; FRANCHISED | 99 | 99 | 232 620 | 232 620 | 18 612 | 329 630 | 2 731 | 13 |
| | DOMESTIC CAR DEALERS | 80 | 80 | 198 198 | 198 198 | 15 060 | 268 281 | 2 230 | 12 |
| | IMPORTER CAR DEALERS | 12 | 7 | 9 521 | 9 521 | 1 661 | 31 491 | 242 | 1 |
| | DOMESTIC AND IMPORTER CAR DEALERS | 7 | 7 | 24 901 | 24 901 | 1 891 | 29 858 | 259 | - |
| 552 | PASSENGER CAR DEALERS; NONFRANCHISED | 102 | 66 | 14 260 | 13 252 | 1 096 | 20 991 | 212 | 70 |
| 553 | TIRE; BATTERY; ACCESSORY DEALERS | 105 | 83 | 13 266 | 12 716 | 2 078 | 43 521 | 455 | 61 |
| | HOME AND AUTO SUPPLY STORES | 7 | 7 | (D) | (0) | (0) | (0) | (D) | (D) |
| 559 | MISCELLANEOUS AIRCRAFT; MARINE; AUTOMOTIVE DEALERS | 20 | 10 | (0) | (0) | (0) | (D) | (D) | (D) |
| | AIRCRAFT; BOAT; MOTORCYCLE DEALERS | 20 | 10 | (0) | (0) | (0) | (D) | (D) | (D) |
| | HOUSEHOLD TRAILER DEALERS | - | - | - | - | - | - | - | - |
| | FURRIERS; FUR SHOPS | - | - | (D) | (D) | (D) | (D) | (D) | (D) |
| GASOLINE SERVICE STATIONS | | | | | | | | | |
| 55PT(554) | TOTAL | 870 | 742 | 107 501 | 102 377 | 11 171 | 236 193 | 3 118 | 782 |
| APPAREL; ACCESSORY STORES | | | | | | | | | |
| 56 | TOTAL | 1 450 | 1 024 | 151 539 | 142 665 | 20 013 | 393 481 | 5 636 | 1 038 |
| 561.567 | MEN'S; BOYS' APPAREL STORES; CUSTOM TAILORS | 277 | 193 | 32 049 | 29 919 | 4 542 | 83 765 | 951 | 179 |
| 561 | MEN'S; BOYS' CLOTHING AND FURNISHINGS STORES | 233 | 181 | 31 023 | 29 131 | 4 360 | 80 112 | 912 | 138 |
| 567 | CUSTOM TAILORS | 44 | 12 | 1 026 | 788 | 182 | 3 653 | 39 | 41 |
| 562-3.568 | WOMEN'S CLOTHING; SPECIALTY STORES | 663 | 475 | 70 102 | 66 664 | 9 130 | 185 915 | 3 062 | 553 |
| 562 | WOMEN'S READY-TO-WEAR STORES | 330 | 246 | 51 206 | 49 374 | 6 986 | 140 181 | 2 284 | 283 |
| 563.568 | WOMEN'S ACCESSORY; SPECIALTY STORES; FURRIERS | 333 | 229 | 18 896 | 17 290 | 2 144 | 45 734 | 778 | 270 |
| 563 | MILLINERY STORES | 49 | 29 | 1 368 | 1 154 | 171 | 4 186 | 76 | 43 |
| | CORSET; LINGERIE STORES | 63 | 55 | 3 877 | 3 793 | 522 | 10 427 | 159 | 43 |
| | HOSIERY STORES | 28 | 22 | 1 166 | 1 048 | 113 | 2 315 | 47 | 16 |
| | APPAREL; ACCESSORY; OTHER SPECIALTY STORES | 140 | 108 | 11 008 | 10 344 | 1 154 | 24 466 | 445 | 112 |
| 568 | FURRIERS; FUR SHOPS | 53 | 15 | 1 477 | 951 | 184 | 4 340 | 51 | 56 |

Standard Notes: - Represents zero. (D) Withheld to avoid disclosure. (NA) Not available. (X) Not applicable.
*Nonstore retailers, part of SIC major group 53, are shown separately in this table.

TABLE 5. Counties With 500 Establishments or More: 1963-Continued

| SIC code | County and kind of business | Establishments | | Sales | | Payroll, entire year (\$1,000) | Payroll, workweek ended nearest Nov. 15 (dollars) | Paid employees, workweek ended nearest Nov. 15 (number) | Active proprietors of unincorporated businesses (number) |
|---|--|-------------------|--------------------------|--|--|-----------------------------------|--|--|---|
| | | Total (number) | With payroll (number) | Total, all establishments (\$1,000) | Establishments with payroll (\$1,000) | | | | |
| QUEENS COUNTY--CONTINUED | | | | | | | | | |
| APPAREL, ACCESSORY STORES CONTINUED | | | | | | | | | |
| 565 | FAMILY CLOTHING STORES | 118 | 36 | 9 000 | 7 702 | 946 | 20 309 | 298 | 110 |
| 566 | SHOE STORES | 292 | 244 | 32 678 | 31 120 | 4 523 | 84 245 | 1 020 | 125 |
| | MEN'S SHOE STORES | 47 | 47 | 5 647 | 5 647 | 782 | 14 200 | 145 | 3 |
| | WOMEN'S SHOE STORES | 71 | 71 | 10 363 | 10 363 | 1 604 | 29 696 | 343 | 19 |
| | CHILDREN'S, JUVENILES' SHOE STORES | 19 | 19 | 1 700 | 1 700 | 268 | 5 574 | 51 | 4 |
| | FAMILY SHOE STORES | 155 | 107 | 14 968 | 13 410 | 1 869 | 34 775 | 481 | 99 |
| 564 | CHILDREN'S, INFANTS' WEAR STORES | 92 | 74 | 7 420 | (0) | (0) | (0) | (0) | (0) |
| 569 | MISCELLANEOUS APPAREL, ACCESSORY STORES | 8 | 2 | 290 | (0) | (0) | (0) | (0) | (0) |
| FURNITURE, HOME FURNISHINGS, EQUIPMENT STORES | | | | | | | | | |
| 57 | TOTAL | 776 | 560 | 99 706 | 95 978 | 13 523 | 264 347 | 2 698 | 510 |
| 571 | FURNITURE, HOME FURNISHINGS STORES | 559 | 383 | 65 247 | 62 317 | 9 286 | 181 705 | 1 829 | 388 |
| 5712 | FURNITURE STORES | 290 | 188 | 37 723 | 36 187 | 5 437 | 103 371 | 1 065 | 177 |
| 5713 | FLOOR COVERING STORES | 99 | 77 | 12 423 | 12 005 | 1 969 | 42 237 | 382 | 60 |
| 5714 | ORAPERY, CURTAIN, UPHOLSTERY STORES | 83 | 69 | 4 862 | 4 688 | 715 | 15 978 | 173 | 77 |
| 5715 | CHINA, GLASSWARE, METALWARE STORES | 21 | 15 | (0) | (0) | (0) | (0) | (0) | (0) |
| 5719 | MISCELLANEOUS HOME FURNISHINGS STORES | 66 | 34 | (0) | (0) | (0) | (0) | (0) | (0) |
| 572 | HOUSEHOLD APPLIANCE STORES | 110 | 90 | 20 602 | 20 202 | 2 436 | 45 470 | 468 | 61 |
| 5732 | RAADIO, TELEVISION STORES | 66 | 60 | 11 492 | 11 408 | 1 502 | 30 157 | 326 | 43 |
| 5733 | MUSIC STORES | 41 | 27 | 2 365 | 2 051 | 299 | 7 015 | 75 | 18 |
| | RECORD SHOPS | 26 | 14 | 1 486 | 1 186 | 198 | 4 586 | 52 | 13 |
| | MUSICAL INSTRUMENT STORES | 15 | 13 | 879 | 865 | 101 | 2 429 | 23 | 5 |
| EATING, DRINKING PLACES | | | | | | | | | |
| 58 | TOTAL | 2 827 | 2 447 | 214 560 | 207 690 | 48 727 | 1 059 120 | 17 716 | 2 216 |
| 5812 | EATING PLACES | 1 838 | 1 494 | 166 207 | 160 109 | 40 067 | 879 860 | 14 927 | 1 415 |
| | RESTAURANTS, LUNCHROOMS | 1 155 | 1 013 | 96 237 | 93 143 | 23 327 | 523 392 | 9 468 | 872 |
| | CAFETERIAS | 68 | 66 | 9 429 | 9 359 | 2 777 | 59 807 | 882 | 23 |
| | REFRESHMENT PLACES | 517 | 331 | 31 112 | 28 362 | 5 351 | 117 875 | 2 192 | 480 |
| | CATERERS | 98 | 84 | 29 429 | 29 245 | 8 612 | 178 786 | 2 385 | 40 |
| 5813 | DRINKING PLACES (ALCOHOLIC BEVERAGES) | 989 | 953 | 48 353 | 47 581 | 8 660 | 179 260 | 2 789 | 801 |
| DRUG STORES, PROPRIETARY STORES | | | | | | | | | |
| 59PT(591) | TOTAL | 616 | 538 | 59 346 | 57 084 | 7 648 | 155 145 | 2 017 | 504 |
| 591 | DRUG STORES | 601 | 529 | 58 317 | 56 235 | 7 558 | 153 161 | 1 991 | 490 |
| | PROPRIETARY STORES | 15 | 9 | 1 029 | 849 | 90 | 1 984 | 26 | 14 |
| OTHER RETAIL STORES | | | | | | | | | |
| 59 EX.591 | TOTAL | 2 026 | 1 252 | 180 930 | 158 602 | 19 777 | 395 672 | 4 481 | 1 696 |
| 592 | LIQUOR STORES | 444 | 372 | 56 113 | 50 203 | 3 995 | 79 268 | 993 | 371 |
| 593 | ANTIQUA STORES, SECONOHANO STORES | 101 | 39 | 3 077 | 2 415 | 510 | 10 894 | 126 | 92 |
| 5932 | ANTIQUA STORES | 35 | 3 | 463 | 139 | 14 | 277 | 5 | 40 |
| 5933 | SECONOHANO STORES | 66 | 36 | 2 614 | 2 276 | 496 | 10 617 | 121 | 52 |
| 594 | BOOK, STATIONERY STORES | 197 | 115 | 10 756 | 8 298 | 1 210 | 25 649 | 347 | 161 |
| 5942 | BOOK STORES | 22 | 16 | 1 527 | 1 433 | 266 | 6 993 | 62 | 16 |
| 5943 | STATIONERY STORES | 175 | 99 | 9 229 | 6 865 | 944 | 18 656 | 285 | 145 |
| 595 | SPORTING GOODS STORES, BICYCLE SHOPS | 65 | 33 | 3 246 | 2 524 | 252 | 5 958 | 78 | 63 |
| 5952 | SPORTING GOODS STORES | 42 | 26 | 2 603 | 2 025 | 222 | 5 109 | 68 | 39 |
| 5953 | BICYCLE SHOPS | 23 | 7 | 643 | 499 | 30 | 849 | 10 | 24 |
| 5962 | HAY, GRAIN, FEED STORES | 5 | 5 | 2 334 | 2 334 | 173 | 3 989 | 49 | 2 |
| 5969 | OTHER FARM SUPPLY STORES | 1 | 1 | (0) | (0) | (0) | (0) | (0) | (0) |
| | GARDEN SUPPLY STORES | 4 | 4 | 1 662 | 1 662 | 376 | 5 429 | 61 | 1 |
| 597 | JEWELRY STORES | 110 | 64 | 7 559 | 6 713 | 1 128 | 21 661 | 259 | 99 |
| 598 | FUEL, ICE DEALERS | 187 | 121 | 49 370 | 47 268 | 6 793 | 134 414 | 1 072 | 107 |
| 5982 | COAL AND WOOD DEALERS | 18 | 12 | 1 690 | 1 632 | 227 | 4 604 | 52 | 11 |
| | ICE DEALERS | 28 | 4 | 373 | 171 | 29 | 704 | 9 | 24 |
| 5983 | FUEL OIL DEALERS | 141 | 105 | 47 307 | 45 465 | 6 537 | 129 106 | 1 011 | 72 |
| 5984 | BOTTLE GAS DEALERS | - | - | - | - | - | - | - | - |
| 5992 | FLORISTS | 183 | 115 | 8 031 | 6 781 | 1 268 | 25 523 | 346 | 159 |
| 5993 | CIGAR STORES, STANOS | 93 | 59 | 7 538 | 6 226 | 545 | 11 165 | 172 | 78 |
| 5994 | NEWS DEALERS, NEWSSTANOS | 121 | 53 | 6 167 | 3 983 | 369 | 7 844 | 143 | 117 |
| 5996 | CAMERA, PHOTOGRAPHIC SUPPLY STORES | 24 | 18 | 2 574 | 2 340 | 249 | 4 811 | 49 | 18 |
| 5997 | GIFT, NOVELTY, SOUVENIR STORES | 150 | 60 | 5 467 | 4 119 | 543 | 11 351 | 225 | 131 |
| 5998 | OPTICAL GOODS STORES | 97 | 67 | 3 563 | 3 145 | 736 | 13 489 | 154 | 87 |
| 5999 | TYPEWRITER STORES | 4 | 2 | (0) | (0) | (0) | (0) | (0) | (0) |
| | LUGGAGE, LEATHER GOODS STORES | 12 | 6 | 602 | 512 | 71 | 1 220 | 17 | 9 |
| | HOBBY, TOY, GAME STORES | 53 | 31 | 4 094 | 3 602 | 474 | 10 438 | 111 | 52 |
| | RELIGIOUS GOODS STORES | 8 | 6 | (0) | (0) | (0) | (0) | (0) | (0) |
| | PET STORES | 39 | 17 | 1 069 | (0) | (0) | (0) | (0) | (0) |
| | OTHER | 128 | 64 | 7 125 | 5 273 | 929 | 18 774 | 207 | 107 |
| NONSTORE RETAILERS* | | | | | | | | | |
| 53 PART* | TOTAL | 819 | 229 | 53 343 | 44 839 | 7 461 | 159 640 | 1 595 | 667 |
| 532 | MAIL-ORDER HOUSES | 51 | 21 | 2 744 | 2 450 | 261 | 5 623 | 77 | 43 |
| 534 | MERCHANOISE VENDING MACHINE OPERATORS | 130 | 82 | 19 437 | 18 725 | 2 370 | 50 301 | 508 | 62 |
| 535 | DIRRECT SELLING (HOUSE-TO-HOUSE) ORGANIZATIONS | 638 | 126 | 31 162 | 23 664 | 4 830 | 103 716 | 1 010 | 562 |

Standard Notes: - Represents zero. (D) Withheld to avoid disclosure. (NA) Not available. (X) Not applicable.
 *Nonstore retailers, part of SIC major group 53, are shown separately in this table.

TABLE 5. Counties With 500 Establishments or More: 1963-Continued

| SIC code | County and kind of business | Establishments | | Sales | | Payroll, entire year | Payroll, workweek ended nearest Nov. 15 | Paid employees, workweek ended nearest Nov. 15 | Active proprietors of unincorporated businesses |
|--------------------------|--|----------------|-----------------------|-------------------------------------|---------------------------------------|----------------------|---|--|---|
| | | Total (number) | With payroll (number) | Total, all establishments (\$1,000) | Establishments with payroll (\$1,000) | | | | |
| RENSSELAER COUNTY | | | | | | | | | |
| | RETAIL TRADE, TOTAL | 1 401 | 907 | 176 593 | 165 503 | 17 969 | 348 639 | 5 395 | 1 301 |
| | LUMBER, BUILDING MATERIALS, HARDWARE, FARM EQUIPMENT DEALERS | | | | | | | | |
| 52 | TOTAL | 61 | 35 | 5 843 | 5 417 | 665 | 12 889 | 145 | 45 |
| 521 | LUMBER AND OTHER BUILDING MATERIALS DEALERS | 25 | 19 | 3 323 | 3 263 | 393 | 7 843 | 81 | 15 |
| 522-524 | HEATING, PLUMBING, PAINT, ELECTRICAL STORES | 13 | 7 | (D) | (D) | (D) | (D) | (D) | (D) |
| 5251 | HARDWARE STORES | 17 | 7 | 1 121 | 959 | 118 | 2 014 | 28 | 14 |
| 5252 | FARM EQUIPMENT DEALERS | 6 | 2 | (D) | (D) | (D) | (D) | (D) | (D) |
| | GENERAL MERCHANDISE GROUP STORES* | | | | | | | | |
| 53 PART* | TOTAL | 28 | 26 | 10 877 | 10 857 | 1 306 | 25 607 | 450 | 24 |
| 531 | DEPARTMENT STORES | 3 | 3 | 5 492 | 5 492 | 638 | 13 145 | 207 | - |
| 533 | LIMITED PRICE VARIETY STORES | 9 | 9 | 3 121 | 3 121 | 405 | 7 429 | 152 | 7 |
| 539 | MISCELLANEOUS GENERAL MERCHANDISE STORES | 16 | 14 | 2 264 | 2 244 | 263 | 5 033 | 91 | 17 |
| | FOOD STORES | | | | | | | | |
| 54 | TOTAL | 292 | 146 | 49 630 | 45 014 | 3 703 | 71 413 | 1 207 | 281 |
| 541 | GROCERY STORES, INCLUDING DELICATESSENS | 222 | 104 | 44 647 | 40 603 | 3 035 | 57 997 | 981 | 217 |
| 542 | MEAT MARKETS, FISH (SEAFOOD) MARKETS | 17 | 9 | 1 620 | 1 460 | 129 | 2 684 | 44 | 18 |
| 543 | FRUIT STORES, VEGETABLE MARKETS | 14 | 4 | 1 074 | 764 | 65 | 1 256 | 18 | 16 |
| 544 | CANDY, NUT, CONFECTIONERY STORES | 9 | 7 | 332 | 316 | 39 | 961 | 24 | 6 |
| 545-549 | OTHER FOOD STORES | 30 | 22 | 1 957 | 1 871 | 435 | 8 515 | 140 | 24 |
| | AUTOMOTIVE DEALERS | | | | | | | | |
| 55 EX-554 | TOTAL | 72 | 46 | 34 005 | 33 681 | 2 871 | 57 611 | 602 | 48 |
| | GASOLINE SERVICE STATIONS | | | | | | | | |
| 55PT(554) | TOTAL | 150 | 110 | 13 385 | 12 357 | 1 008 | 20 182 | 353 | 158 |
| | APPAREL, ACCESSORY STORES | | | | | | | | |
| 56 | TOTAL | 94 | 78 | 13 816 | 13 468 | 2 053 | 38 820 | 610 | 68 |
| 561-567 | MEN'S, BOYS' APPAREL STORES, CUSTOM TAILORS | 17 | 15 | 2 920 | 2 918 | 378 | 7 064 | 96 | 10 |
| 562-3-568 | WOMEN'S CLOTHING, SPECIALTY STORES | 38 | 34 | 8 278 | 8 176 | 1 350 | 24 696 | 415 | 31 |
| 562 | WOMEN'S READY-TO-WEAR STORES | 22 | 18 | (D) | (D) | (D) | (D) | (D) | (D) |
| 563-568 | WOMEN'S ACCESSORY, SPECIALTY STORES, FURRIERS | 16 | 16 | (D) | (D) | (D) | (D) | (D) | (D) |
| 565 | FAMILY CLOTHING STORES | 7 | 5 | 510 | 408 | 60 | 1 265 | 18 | 7 |
| 566 | SHOE STORES | 23 | 19 | 1 637 | 1 567 | 231 | 5 091 | 63 | 10 |
| 564-569 | OTHER APPAREL, ACCESSORY STORES | 9 | 5 | 471 | 399 | 34 | 704 | 18 | 10 |
| | FURNITURE, HOME FURNISHINGS, EQUIPMENT STORES | | | | | | | | |
| S7 | TOTAL | 63 | 45 | 8 439 | 8 087 | 1 164 | 21 459 | 259 | 47 |
| S71 | FURNITURE, HOME FURNISHINGS STORES | 36 | 26 | 5 895 | 5 781 | 821 | 15 290 | 179 | 26 |
| S72-573 | HOUSEHOLD APPLIANCE, RADIO, TELEVISION, MUSIC STORES | 27 | 19 | 2 544 | 2 306 | 343 | 6 169 | 80 | 21 |
| | EATING, DRINKING PLACES | | | | | | | | |
| 58 | TOTAL | 302 | 220 | 12 930 | 11 440 | 2 349 | 48 820 | 1 032 | 322 |
| S812 | EATING PLACES | 198 | 126 | 9 173 | 7 941 | 1 793 | 37 649 | 791 | 206 |
| S813 | DRINKING PLACES (ALCOHOLIC BEVERAGES) | 104 | 94 | 3 757 | 3 499 | 556 | 11 171 | 241 | 116 |
| | DRUG STORES, PROPRIETARY STORES | | | | | | | | |
| 59PT(S91) | TOTAL | 45 | 41 | 4 611 | 4 487 | 569 | 10 799 | 164 | 41 |
| 591 | DRUG STORES | 45 | 41 | 4 611 | 4 487 | 569 | 10 799 | 164 | 41 |
| | PROPRIETARY STORES | - | - | - | - | - | - | - | - |
| | OTHER RETAIL STORES | | | | | | | | |
| 59 EX-591 | TOTAL | 235 | 147 | 20 406 | 18 558 | 2 061 | 37 318 | 519 | 210 |
| 592 | LIQUOR STORES | 27 | 23 | 2 109 | 1 979 | 98 | 1 704 | 44 | 29 |
| 593 | ANTIQUA STORES, SECONDHAND STORES | 14 | 6 | 313 | 257 | 39 | 778 | 14 | 16 |
| 594 | BOOK, STATIONERY STORES | 11 | 5 | 1 041 | 635 | 94 | 2 083 | 32 | 8 |
| 595 | SPORTING GOODS STORES, BICYCLE SHOPS | 10 | 4 | 652 | 574 | 74 | 1 322 | 20 | 9 |
| 596 | FARM, GARDEN SUPPLY STORES, INCLUDING FEED STORES | 18 | 16 | 3 519 | 3 511 | 210 | 3 754 | 50 | 11 |
| 597 | JEWELRY STORES | 16 | 14 | 1 149 | 1 137 | 247 | 4 503 | 61 | 7 |
| 598 | FUEL, ICE DEALERS | 64 | 38 | 8 148 | 7 418 | 845 | 15 094 | 173 | 55 |
| 599 | OTHER STORES | 75 | 41 | 3 475 | 3 047 | 454 | 8 080 | 125 | 75 |
| | NONSTORE RETAILERS* | | | | | | | | |
| 53 PART* | TOTAL | 59 | 13 | 2 651 | 2 137 | 220 | 3 721 | 54 | 57 |

Standard Notes: - Represents zero. (D) Withheld to avoid disclosure. (NA) Not available. (X) Not applicable.
 *Nonstore retailers, part of SIC major group 53, are shown separately in this table.

TABLE 5. Counties With 500 Establishments or More: 1963-Continued

| SIC code | County and kind of business | Establishments | | Sales | | Payroll, entire year (\$1,000) | Payroll, workweek ended nearest Nov. 15 (dollars) | Paid employees, workweek ended nearest Nov. 15 (number) | Active proprietors of unincorporated businesses (number) |
|------------------------|--|----------------|-----------------------|-------------------------------------|---------------------------------------|--------------------------------|---|---|--|
| | | Total (number) | With payroll (number) | Total, all establishments (\$1,000) | Establishments with payroll (\$1,000) | | | | |
| <u>RICHMOND COUNTY</u> | | | | | | | | | |
| | RETAIL TRADE, TOTAL | 1 921 | 1 179 | 247 307 | 227 109 | 26 613 | 519 559 | 7 292 | 1 704 |
| | LUMBER, BUILDING MATERIALS, HARDWARE, FARM EQUIPMENT DEALERS | | | | | | | | |
| 52 | TOTAL | 107 | 69 | 12 239 | 11 465 | 1 507 | 29 466 | 300 | 85 |
| 521 | LUMBER AND OTHER BUILDING MATERIALS DEALERS | 28 | 20 | 5 579 | 5 373 | 769 | 15 192 | 137 | 22 |
| 522-524 | HEATING, PLUMBING, PAINT, ELECTRICAL STORES | 27 | 19 | (D) | (D) | (0) | (D) | (0) | (D) |
| 5251 | HARDWARE STORES | 51 | 29 | 3 574 | 3 184 | 369 | 7 269 | 95 | 48 |
| 5252 | FARM EQUIPMENT DEALERS | 1 | 1 | (0) | (0) | (D) | (0) | (0) | (0) |
| | GENERAL MERCHANDISE GROUP STORES* | | | | | | | | |
| 53 PART* | TOTAL | 50 | 34 | 15 095 | 14 855 | 2 041 | 39 878 | 682 | 38 |
| 531 | DEPARTMENT STORES | 2 | 2 | (0) | (D) | (0) | (D) | (0) | (0) |
| 533 | LIMITED PRICE VARIETY STORES | 20 | 12 | 2 948 | 2 896 | 546 | 9 596 | 225 | 13 |
| 539 | MISCELLANEOUS GENERAL MERCHANDISE STORES | 28 | 20 | (D) | (D) | (D) | (D) | (D) | (D) |
| | FOOD STORES | | | | | | | | |
| 54 | TOTAL | 508 | 218 | 84 358 | 73 278 | 6 175 | 121 157 | 1 718 | 475 |
| 541 | GROCERY STORES, INCLUDING DELICATESSENS | 289 | 127 | 72 857 | 65 625 | 5 194 | 99 285 | 1 400 | 262 |
| 542 | MEAT MARKETS, FISH (SEAFOOD) MARKETS | 82 | 36 | 6 324 | 4 330 | 383 | 8 426 | 83 | 80 |
| 543 | FRUIT STORES, VEGETABLE MARKETS | 11 | 1 | 2 257 | (0) | (0) | (0) | (0) | (0) |
| 544 | CANDY, NUT, CONFECTIONERY STORES | 77 | 21 | 2 378 | 1 130 | 117 | 2 625 | 57 | 79 |
| 545-549 | OTHER FOOD STORES | 49 | 33 | 2 542 | (0) | (D) | (D) | (0) | (D) |
| | AUTOMOTIVE DEALERS | | | | | | | | |
| 55 EX.554 | TOTAL | 46 | 38 | 32 658 | 32 432 | 2 858 | 51 848 | 492 | 22 |
| | GASOLINE SERVICE STATIONS | | | | | | | | |
| 55PT(554) | TOTAL | 124 | 90 | 11 151 | 9 823 | 993 | 20 805 | 301 | 136 |
| | APPAREL, ACCESSORY STORES | | | | | | | | |
| 56 | TOTAL | 179 | 117 | 22 732 | 21 648 | 3 167 | 61 867 | 941 | 134 |
| 561,567 | MEN'S, BOYS' APPAREL STORES, CUSTOM TAILORS | 26 | 24 | 6 439 | 6 365 | 1 078 | 20 209 | 263 | 10 |
| 562-3,568 | WOMEN'S CLOTHING, SPECIALTY STORES | 79 | 53 | 8 325 | 7 815 | 1 096 | 21 755 | 400 | 66 |
| 562 | WOMEN'S READY-TO-WEAR STORES | 49 | 37 | 6 543 | 6 173 | 865 | 17 526 | 322 | 42 |
| 563,568 | WOMEN'S ACCESSORY, SPECIALTY STORES, FURRIERS | 30 | 16 | 1 782 | 1 642 | 231 | 4 229 | 78 | 24 |
| 565 | FAMILY CLOTHING STORES | 33 | 9 | 4 148 | 3 876 | 495 | 10 705 | 163 | 34 |
| 566 | SHOE STORES | 35 | 25 | 3 143 | 2 915 | 427 | 7 908 | 85 | 16 |
| 564,569 | OTHER APPAREL, ACCESSORY STORES | 6 | 6 | 677 | 677 | 71 | 1 290 | 30 | 8 |
| | FURNITURE, HOME FURNISHINGS, EQUIPMENT STORES | | | | | | | | |
| 57 | TOTAL | 108 | 78 | 14 638 | 14 158 | 1 932 | 37 431 | 394 | 78 |
| 571 | FURNITURE, HOME FURNISHINGS STORES | 68 | 50 | 8 835 | 8 571 | 1 229 | 23 223 | 247 | 51 |
| 572,573 | HOUSEHOLD APPLIANCE, RADIO, TELEVISION, MUSIC STORES | 40 | 28 | 5 803 | 5 587 | 703 | 14 208 | 147 | 27 |
| | EATING, DRINKING PLACES | | | | | | | | |
| 58 | TOTAL | 388 | 288 | 20 332 | 18 542 | 3 920 | 78 477 | 1 407 | 372 |
| 5812 | EATING PLACES | 219 | 145 | 13 754 | 12 434 | 2 898 | 57 805 | 1 089 | 203 |
| 5813 | DRINKING PLACES (ALCOHOLIC BEVERAGES) | 169 | 143 | 6 578 | 6 108 | 1 022 | 20 672 | 318 | 169 |
| | DRUG STORES, PROPRIETARY STORES | | | | | | | | |
| 59PT(591) | TOTAL | 69 | 61 | 7 168 | 6 898 | 885 | 17 602 | 248 | 62 |
| 591 (| DRUG STORES | 68 | 60 | (D) | (D) | (D) | (D) | (D) | (D) |
| (| PROPRIETARY STORES | 1 | 1 | (D) | (D) | (0) | (D) | (0) | (0) |
| | OTHER RETAIL STORES | | | | | | | | |
| 59 EX.591 | TOTAL | 256 | 160 | 22 081 | 19 819 | 2 592 | 50 402 | 619 | 219 |
| 592 | LIQUOR STORES | 51 | 39 | 4 467 | 3 823 | 296 | 5 159 | 69 | 43 |
| 593 | ANTIQUARIAN STORES, SECONDHAND STORES | 12 | 8 | 437 | 397 | 47 | 941 | 22 | 8 |
| 594 | BOOK, STATIONERY STORES | 17 | 7 | 565 | 287 | 35 | 736 | 22 | 14 |
| 595 | SPORTING GOODS STORES, BICYCLE SHOPS | 13 | 7 | 536 | 434 | 31 | 601 | 9 | 14 |
| 596 | FARM, GARDEN SUPPLY STORES, INCLUDING FEED STORES | 1 | 1 | (D) | (0) | (D) | (D) | (D) | (0) |
| 597 | JEWELRY STORES | 20 | 12 | 1 326 | 1 060 | 190 | 3 276 | 38 | 16 |
| 598 | FUEL, ICE DEALERS | 52 | 36 | 10 510 | 10 140 | 1 362 | 26 264 | 278 | 38 |
| 599 | OTHER STORES | 90 | 50 | (0) | (D) | (D) | (0) | (D) | (0) |
| | NONSTORE RETAILERS* | | | | | | | | |
| 53 PART* | TOTAL | 86 | 26 | 4 855 | 4 191 | 543 | 10 626 | 190 | 83 |

Standard Notes: - Represents zero. (D) Withheld to avoid disclosure. (NA) Not available. (X) Not applicable.
 *Nonstore retailers, part of SIC major group 53, are shown separately in this table.

TABLE 5. Counties With 500 Establishments or More: 1963-Continued

| SIC code | County and kind of business | Establishments | | Sales | | Payroll, entire year (\$1,000) | Payroll, workweek ended nearest Nov. 15 (dollars) | Paid employees, workweek ended nearest Nov. 15 (number) | Active proprietors of unincorporated businesses (number) |
|------------------------|--|----------------|-----------------------|-------------------------------------|---------------------------------------|--------------------------------|---|---|--|
| | | Total (number) | With payroll (number) | Total, all establishments (\$1,000) | Establishments with payroll (\$1,000) | | | | |
| <u>ROCKLAND COUNTY</u> | | | | | | | | | |
| | RETAIL TRADE, TOTAL | 1 256 | 894 | 198 332 | 186 906 | 20 228 | 403 451 | 5 887 | 1 084 |
| | LUMBER, BUILDING MATERIALS, HARWARE, FARM EQUIPMENT DEALERS | | | | | | | | |
| | TOTAL | 72 | 58 | 11 978 | 11 484 | 1 267 | 24 282 | 245 | 45 |
| 52 | LUMBER AND OTHER BUILDING MATERIALS DEALERS | 27 | 23 | 8 063 | 7 967 | 870 | 15 708 | 154 | 7 |
| 522-524 | HEATING, PLUMBING, PAINT, ELECTRICAL STORES | 18 | 14 | (0) | (0) | (0) | (0) | (0) | (0) |
| 5251 | HARWARE STORES | 25 | 19 | 2 009 | 1 715 | 174 | 3 636 | 45 | 24 |
| 5252 | FARM EQUIPMENT DEALERS | 2 | 2 | (0) | (0) | (0) | (0) | (0) | (0) |
| | GENERAL MERCHANDISE GROUP STORES* | | | | | | | | |
| | TOTAL | 29 | 25 | 17 988 | 17 868 | 1 939 | 41 228 | 716 | 16 |
| 53 PART* | DEPARTMENT STORES | 1 | 1 | (0) | (0) | (0) | (0) | (0) | (0) |
| 533 | LIMITED PRICE VARIETY STORES | 11 | 9 | 4 101 | 4 025 | 679 | 13 283 | 247 | 3 |
| 539 | MISCELLANEOUS GENERAL MERCHANDISE STORES | 17 | 15 | (0) | (0) | (0) | (0) | (0) | (0) |
| | FOOD STORES | | | | | | | | |
| | TOTAL | 200 | 138 | 56 650 | 54 024 | 4 559 | 90 076 | 1 384 | 179 |
| 54 | GROCERY STORES, INCLUDING DELICATESSENS | 127 | 87 | 50 112 | 48 186 | 3 648 | 70 745 | 1 094 | 116 |
| 542 | MEAT MARKETS, FISH (SEAFOOD) MARKETS | 18 | 14 | 1 933 | 1 829 | 131 | 3 254 | 41 | 20 |
| 543 | FRUIT STORES, VEGETABLE MARKETS | 9 | 3 | 344 | 164 | 7 | 170 | 4 | 9 |
| 544 | CANDY, NUT, CONFECTIONERY STORES | 10 | 4 | 476 | 176 | 25 | 463 | 14 | 11 |
| 545-549 | OTHER FOOD STORES | 36 | 30 | 3 785 | 3 669 | 748 | 15 444 | 231 | 23 |
| | AUTOMOTIVE DEALERS | | | | | | | | |
| 55 EX.554 | TOTAL | 64 | 52 | 34 032 | 33 578 | 2 661 | 49 619 | 446 | 40 |
| | GASOLINE SERVICE STATIONS | | | | | | | | |
| 55PT(554) | TOTAL | 121 | 91 | 12 933 | 11 679 | 1 009 | 20 972 | 295 | 116 |
| | APPAREL, ACCESSORY STORES | | | | | | | | |
| | TOTAL | 109 | 85 | 9 555 | 9 043 | 1 174 | 24 178 | 378 | 98 |
| 561,567 | MEN'S, BOYS' APPAREL STORES, CUSTOM TAILORS | 16 | 16 | 1 786 | 1 786 | 214 | 3 879 | 54 | 13 |
| 562-3,568 | WOMEN'S CLOTHING, SPECIALTY STORES | 56 | 44 | 3 654 | 3 476 | 509 | 10 805 | 171 | 51 |
| 562 | WOMEN'S READY-TO-WEAR STORES | 31 | 21 | 1 511 | 1 343 | 237 | 5 526 | 92 | 26 |
| 563,568 | WOMEN'S ACCESSORY, SPECIALTY STORES, FURRIERS | 25 | 23 | 2 143 | 2 133 | 272 | 5 279 | 79 | 25 |
| 565 | FAMILY CLOTHING STORES | 10 | 4 | 1 603 | 1 423 | 170 | 3 625 | 59 | 9 |
| 566 | SHOE STORES | 15 | 13 | 1 943 | 1 903 | 221 | 4 405 | 67 | 13 |
| 564,569 | OTHER APPAREL, ACCESSORY STORES | 12 | 8 | 569 | 455 | 60 | 1 464 | 27 | 12 |
| | FURNITURE, HOME FURNISHINGS, EQUIPMENT STORES | | | | | | | | |
| | TOTAL | 80 | 48 | 9 341 | 8 815 | 1 243 | 24 608 | 297 | 59 |
| 571 | FURNITURE, HOME FURNISHINGS STORES | 50 | 30 | 4 731 | 4 423 | 632 | 12 285 | 152 | 36 |
| 572,573 | HOUSEHOLD APPLIANCE, RADIO, TELEVISION, MUSIC STORES | 30 | 18 | 4 610 | 4 392 | 611 | 12 323 | 145 | 23 |
| | EATING, DRINKING PLACES | | | | | | | | |
| | TOTAL | 257 | 215 | 17 762 | 16 764 | 3 612 | 74 450 | 1 415 | 237 |
| 5812 | EATING PLACES | 183 | 147 | 13 887 | 13 003 | 3 032 | 62 391 | 1 225 | 161 |
| 5813 | DRINKING PLACES (ALCOHOLIC BEVERAGES) | 74 | 68 | 3 875 | 3 761 | 580 | 12 059 | 190 | 76 |
| | DRUG STORES, PROPRIETARY STORES | | | | | | | | |
| | TOTAL | 41 | 33 | 5 220 | 4 858 | 756 | 14 784 | 199 | 27 |
| 59PT(591) | DRUG STORES | 41 | 33 | 5 220 | 4 858 | 756 | 14 784 | 199 | 27 |
| 591 | PROPRIETARY STORES | - | - | - | - | - | - | - | - |
| | OTHER RETAIL STORES | | | | | | | | |
| | TOTAL | 191 | 121 | 16 984 | 14 398 | 1 406 | 27 585 | 379 | 187 |
| 59 EX.591 | LIQUOR STORES | 36 | 28 | 3 734 | 3 044 | 200 | 3 747 | 57 | 45 |
| 592 | ANTIQUA STORES, SECONOHAND STORES | 12 | 4 | 378 | 258 | 29 | 613 | 13 | 11 |
| 594 | BOOK, STATIONERY STORES | 18 | 12 | 1 091 | 759 | 91 | 1 704 | 28 | 21 |
| 595 | SPORTING GOODS STORES, BICYCLE SHOPS | 14 | 6 | 1 532 | (0) | (0) | (0) | (0) | (0) |
| 596 | FARM, GARDEN SUPPLY STORES, INCLUDING FEED STORES | 8 | 8 | 1 475 | 1 475 | 128 | 2 521 | 34 | 5 |
| 597 | JEWELRY STORES | 7 | 3 | 220 | 140 | 35 | 614 | 9 | 5 |
| 598 | FUEL, ICE DEALERS | 22 | 18 | 4 909 | 4 827 | 463 | 9 119 | 109 | 15 |
| 599 | OTHER STORES | 74 | 42 | 3 645 | (0) | (0) | (0) | (0) | (0) |
| | NONSTORE RETAILERS* | | | | | | | | |
| 53 PART* | TOTAL | 92 | 28 | 5 889 | 4 395 | 602 | 11 669 | 133 | 80 |

Standard Notes: - Represents zero. (D) Withheld to avoid disclosure. (NA) Not available. (X) Not applicable.
 *Nonstore retailers, part of SIC major group 53, are shown separately in this table.

TABLE 5. Counties With 500 Establishments or More: 1963-Continued

| SIC code | County and kind of business | Establishments | | Sales | | Payroll, entire year (\$1,000) | Payroll, workweek ended nearest Nov. 15 (dollars) | Paid employees, workweek ended nearest Nov. 15 (number) | Active proprietors of unincorporated businesses (number) |
|---------------------------|---|-------------------|--------------------------|--|--|-----------------------------------|--|--|---|
| | | Total (number) | With payroll (number) | Total, all establishments (\$1,000) | Establishments with payroll (\$1,000) | | | | |
| <u>ST LAWRENCE COUNTY</u> | | | | | | | | | |
| | RETAIL TRADE, TOTAL | 1 216 | 764 | 128 658 | 114 384 | 12 549 | 247 999 | 3 876 | 1 112 |
| | LUMBER, BUILDING MATERIALS, HARDWARE, FARM EQUIPMENT DEALERS | | | | | | | | |
| 52 | TOTAL | 88 | 68 | 8 329 | 7 423 | 1 117 | 20 875 | 283 | 68 |
| 521 | LUMBER AND OTHER BUILDING MATERIALS DEALERS | 27 | 21 | 3 654 | 3 286 | 528 | 9 869 | 122 | 17 |
| 522-524 | HEATING, PLUMBING, PAINT, ELECTRICAL STORES | 17 | 9 | 873 | 443 | 90 | 1 671 | 23 | 20 |
| 5251 | HARDWARE STORES | 28 | 24 | 1 654 | 1 562 | 266 | 4 708 | 71 | 18 |
| 5252 | FARM EQUIPMENT DEALERS | 16 | 14 | 2 148 | 2 132 | 233 | 4 627 | 67 | 13 |
| | GENERAL MERCHANDISE GROUP STORES* | | | | | | | | |
| 53 PART* | TOTAL | 50 | 42 | 11 619 | 11 547 | 1 469 | 34 418 | 669 | 32 |
| 531 | DEPARTMENT STORES | 2 | 2 | (D) | (D) | (D) | (D) | (D) | (D) |
| 533 | LIMITED PRICE VARIETY STORES | 19 | 17 | 5 471 | 5 453 | 775 | 14 511 | 325 | 5 |
| 539 | MISCELLANEOUS GENERAL MERCHANDISE STORES | 29 | 23 | (D) | (D) | (D) | (D) | (D) | (D) |
| | FOOD STORES | | | | | | | | |
| 54 | TOTAL | 219 | 91 | 34 146 | 28 832 | 2 058 | 35 837 | 534 | 225 |
| 541 | GROCERY STORES, INCLUDING DELICATESSENS | 200 | 80 | 33 384 | 28 356 | 1 976 | 33 938 | 497 | 205 |
| 542 | MEAT MARKETS, FISH (SEAFOOD) MARKETS | 6 | 4 | 254 | (D) | (D) | (D) | (D) | (D) |
| 543 | FRUIT STORES, VEGETABLE MARKETS | 1 | 1 | (D) | (D) | (D) | (D) | (D) | (D) |
| 544 | CANDY, NUT, CONFECTIONERY STORES | 3 | 3 | (D) | (D) | (D) | (D) | (D) | (D) |
| 545-549 | OTHER FOOD STORES | 9 | 3 | 402 | 316 | 68 | 1 660 | 28 | 9 |
| | AUTOMOTIVE DEALERS | | | | | | | | |
| 55 EX.554 | TOTAL | 78 | 56 | 23 411 | 22 545 | 2 042 | 41 173 | 454 | 59 |
| | GASOLINE SERVICE STATIONS | | | | | | | | |
| 55PT(554) | TOTAL | 149 | 69 | 8 642 | 5 322 | 415 | 9 413 | 143 | 169 |
| | APPAREL, ACCESSORY STORES | | | | | | | | |
| 56 | TOTAL | 68 | 54 | 5 358 | 5 018 | 670 | 12 736 | 254 | 50 |
| 561,567 | MEN'S, BOYS' APPAREL STORES, CUSTOM TAILDRS | 10 | 8 | 707 | 663 | 67 | 1 274 | 20 | 9 |
| 562-3,568 | WOMEN'S CLOTHING, SPECIALTY STORES | 24 | 20 | 1 090 | 1 014 | 113 | 2 440 | 59 | 23 |
| 562 | WOMEN'S READY-TO-WEAR STORES | 19 | 15 | 849 | 773 | 82 | 1 852 | 45 | 21 |
| 563,568 | WOMEN'S ACCESSORY, SPECIALTY STORES, FURRIERS | 5 | 5 | 241 | 241 | 31 | 588 | 14 | 2 |
| 565 | FAMILY CLOTHING STORES | 15 | 13 | 2 670 | 2 608 | 394 | 7 262 | 144 | 8 |
| 566 | SHOE STORES | 17 | 13 | 875 | 733 | 96 | 1 760 | 31 | 8 |
| 564,569 | OTHER APPAREL, ACCESSORY STORES | 2 | - | 16 | - | - | - | - | 2 |
| | FURNITURE, HOME FURNISHINGS, EQUIPMENT STORES | | | | | | | | |
| 57 | TOTAL | 46 | 36 | 4 180 | 4 006 | 598 | 11 334 | 140 | 33 |
| 571 | FURNITURE, HOME FURNISHINGS STORES | 31 | 23 | 3 178 | 3 052 | 445 | 8 285 | 104 | 21 |
| 572,573 | HOUSEHOLD APPLIANCE, RADIO, TELEVISION, MUSIC STORES | 15 | 13 | 1 002 | 954 | 153 | 3 049 | 36 | 12 |
| | EATING, DRINKING PLACES | | | | | | | | |
| 58 | TOTAL | 258 | 208 | 8 844 | 8 088 | 1 739 | 35 311 | 753 | 261 |
| 5812 | EATING PLACES | 155 | 109 | 5 537 | 4 851 | 1 220 | 24 658 | 526 | 153 |
| 5813 | DRINKING PLACES (ALCOHOLIC BEVERAGES) | 103 | 99 | 3 307 | 3 237 | 519 | 10 653 | 227 | 108 |
| | DRUG STORES, PROPRIETARY STORES | | | | | | | | |
| 59PT(591) | TOTAL | 23 | 23 | 5 051 | 5 051 | 803 | 14 886 | 210 | 11 |
| 591 | DRUG STORES | 22 | 22 | (D) | (D) | (D) | (D) | (D) | (D) |
| (| PROPRIETARY STORES | 1 | 1 | (D) | (D) | (D) | (D) | (D) | (D) |
| | OTHER RETAIL STORES | | | | | | | | |
| 59 EX.591 | TOTAL | 193 | 105 | 16 321 | 14 079 | 1 397 | 27 058 | 368 | 169 |
| 592 | LIQUOR STORES | 28 | 16 | 1 230 | 906 | 57 | 1 070 | 23 | 27 |
| 593 | ANTIQUE STORES, SECONOHANO STORES | 17 | 5 | 389 | 307 | 35 | 710 | 12 | 18 |
| 594 | BOOK, STATIONERY STORES | 6 | 4 | 953 | 895 | 112 | 1 974 | 31 | 4 |
| 595 | SPORTING GOODS STORES, BICYCLE SHOPS | 16 | 2 | 510 | (D) | (D) | (D) | (D) | (D) |
| 596 | FARM, GARDEN SUPPLY STORES, INCLUDING FEED STORES | 30 | 22 | 6 350 | 6 058 | 409 | 6 740 | 81 | 23 |
| 597 | JEWELRY STORES | 14 | 8 | 506 | 398 | 72 | 1 117 | 19 | 11 |
| 598 | FUEL, ICE DEALERS | 50 | 28 | 5 052 | 4 358 | 517 | 11 593 | 138 | 39 |
| 599 | OTHER STORES | 32 | 20 | 1 331 | (D) | (D) | (D) | (D) | (D) |
| | NONSTORE RETAILERS* | | | | | | | | |
| 53 PART* | TOTAL | 44 | 12 | 2 757 | 2 423 | 241 | 4 958 | 68 | 35 |

Standard Notes: - Represents zero. (D) Withheld to avoid disclosure. (NA) Not available. (X) Not applicable. * Revised.
*Nonstore retailers, part of SIC major group 53, are shown separately in this table.

TABLE 5. Counties With 500 Establishments or More: 1963—Continued

| SIC code | County and kind of business | Establishments | | Sales | | Payroll, entire year (\$1,000) | Payroll, workweek ended nearest Nov. 15 (dollars) | Paid employees, workweek ended nearest Nov. 15 (number) | Active proprietors of unincorporated businesses (number) |
|-----------|--|----------------|-----------------------|-------------------------------------|---------------------------------------|--------------------------------|---|---|--|
| | | Total (number) | With payroll (number) | Total, all establishments (\$1,000) | Establishments with payroll (\$1,000) | | | | |
| | <u>SARATOGA COUNTY</u> | | | | | | | | |
| | RETAIL TRADE, TOTAL | 1 050 | 620 | 93 480 | 83 202 | 8 577 | 166 245 | 2 883 | 1 066 |
| | LUMBER, BUILDING MATERIALS, HARWARE, FARM EQUIPMENT DEALERS | | | | | | | | |
| 52 | TOTAL | 57 | 31 | 4 999 | 4 585 | 558 | 9 977 | 130 | 53 |
| 521 | LUMBER AND OTHER BUILDING MATERIALS DEALERS | 17 | 11 | 2 823 | 2 755 | 308 | 5 122 | 60 | 16 |
| 522-524 | HEATING, PLUMBING, PAINT, ELECTRICAL STORES | 15 | 7 | 490 | 348 | 69 | 1 359 | 22 | 13 |
| 5251 | HARWARE STORES | 18 | 8 | 629 | 431 | 65 | 1 228 | 20 | 18 |
| 5252 | FARM EQUIPMENT DEALERS | 7 | 5 | 1 057 | 1 051 | 116 | 2 268 | 28 | 6 |
| | GENERAL MERCHANDISE GROUP STORES* | | | | | | | | |
| 53 PART* | TOTAL | 27 | 15 | 3 579 | 3 363 | 432 | 8 371 | 181 | 23 |
| 531 | DEPARTMENT STORES | - | - | - | - | - | - | - | - |
| 533 | LIMITED PRICE VARIETY STORES | 10 | 8 | 1 769 | 1 675 | 215 | 4 125 | 96 | 7 |
| 539 | MISCELLANEOUS GENERAL MERCHANDISE STORES | 17 | 7 | 1 810 | 1 688 | 217 | 4 246 | 85 | 16 |
| | FOOD STORES | | | | | | | | |
| 54 | TOTAL | 214 | 88 | 26 104 | 22 326 | 1 673 | 34 071 | 528 | 206 |
| 541 | GROCERY STORES, INCLUDING DELICATESSENS | 173 | 67 | 24 282 | 21 124 | 1 525 | 30 836 | 462 | 168 |
| 542 | MEAT MARKETS, FISH (SEAFOOD) MARKETS | 11 | 3 | 808 | 374 | 26 | 539 | 7 | 14 |
| 543 | FRUIT STORES, VEGETABLE MARKETS | 4 | 2 | (D) | (D) | (D) | (D) | (D) | (D) |
| 544 | CANDY, NUT, CONFECTIONERY STORES | 2 | 2 | (O) | (O) | (O) | (O) | (O) | (D) |
| 545-549 | OTHER FOOD STORES | 24 | 14 | 751 | 635 | 103 | 2 186 | 43 | 19 |
| | AUTOMOTIVE DEALERS | | | | | | | | |
| 55 EX.554 | TOTAL | 55 | 37 | 18 428 | 17 786 | 1 244 | 23 289 | 274 | 51 |
| | GASOLINE SERVICE STATIONS | | | | | | | | |
| 55PT(554) | TOTAL | 101 | 73 | 7 391 | 6 509 | 481 | 10 116 | 180 | 107 |
| | APPAREL, ACCESSORY STORES | | | | | | | | |
| 56 | TOTAL | 39 | 33 | 2 917 | 2 759 | 340 | 6 275 | 114 | 36 |
| 561,567 | MEN'S, BOYS' APPAREL STORES, CUSTOM TAILORS | 10 | 6 | 634 | 556 | 72 | 1 300 | 18 | 9 |
| 562-3,568 | WOMEN'S CLOTHING, SPECIALTY STORES | 8 | 8 | 715 | 715 | 96 | 1 693 | 36 | 6 |
| 562 | WOMEN'S READY-TO-WEAR STORES | 6 | 6 | (D) | (D) | (O) | (O) | (O) | (O) |
| 563,568 | WOMEN'S ACCESSORY, SPECIALTY STORES, FURRIERS | 2 | 2 | (O) | (O) | (O) | (D) | (D) | (O) |
| 565 | FAMILY CLOTHING STORES | 6 | 6 | 816 | 786 | 90 | 1 846 | 32 | 5 |
| 566 | SHOE STORES | 10 | 10 | 521 | 521 | 67 | 1 178 | 22 | 10 |
| 564,569 | OTHER APPAREL, ACCESSORY STORES | 5 | 3 | 231 | 181 | 15 | 258 | 6 | 6 |
| | FURNITURE, HOME FURNISHINGS, EQUIPMENT STORES | | | | | | | | |
| 57 | TOTAL | 37 | 27 | 2 658 | 2 548 | 284 | 5 441 | 70 | 32 |
| 571 | FURNITURE, HOME FURNISHINGS STORES | 25 | 17 | 1 633 | 1 559 | 230 | 4 221 | 52 | 19 |
| 572,573 | HOUSEHOLD APPLIANCE, RADIO, TELEVISION, MUSIC STORES | 12 | 10 | 1 025 | 989 | 54 | 1 220 | 18 | 13 |
| | EATING, DRINKING PLACES | | | | | | | | |
| 58 | TOTAL | 295 | 187 | 11 783 | 10 021 | 2 144 | 40 761 | 968 | 332 |
| 5812 | EATING PLACES | 206 | 114 | 8 897 | 7 547 | 1 756 | 33 381 | 799 | 225 |
| 5813 | DRINKING PLACES (ALCOHOLIC BEVERAGES) | 89 | 73 | 2 886 | 2 474 | 388 | 7 380 | 169 | 107 |
| | DRUG STORES, PROPRIETARY STORES | | | | | | | | |
| 59PT(591) | TOTAL | 30 | 26 | 3 305 | 3 205 | 348 | 7 307 | 135 | 32 |
| 591 (| DRUG STORES | 29 | 25 | (D) | (D) | (D) | (O) | (O) | (O) |
| (| PROPRIETARY STORES | 1 | 1 | (O) | (O) | (D) | (D) | (O) | (D) |
| | OTHER RETAIL STORES | | | | | | | | |
| 59 EX.591 | TOTAL | 160 | 90 | 10 427 | 8 667 | 889 | 17 132 | 251 | 162 |
| 592 | LIQUOR STORES | 16 | 12 | 1 303 | 1 093 | 69 | 1 309 | 27 | 18 |
| 593 | ANTIQUA STORES, SECONHAND STORES | 9 | 3 | (D) | (O) | (O) | (D) | (D) | (O) |
| 594 | BOOK, STATIONERY STORES | 3 | 3 | (O) | (O) | (O) | (D) | (D) | (O) |
| 595 | SPORTING GOODS STORES, BICYCLE SHOPS | 5 | 3 | 257 | (O) | (O) | (O) | (O) | (D) |
| 596 | FARM, GARDEN SUPPLY STORES, INCLUDING FEED STORES | 20 | 14 | 2 432 | 2 354 | 165 | 2 955 | 38 | 18 |
| 597 | JEWELRY STORES | 13 | 5 | 495 | 311 | 31 | 536 | 10 | 15 |
| 598 | FUEL, ICE DEALERS | 32 | 26 | 3 690 | 3 514 | 382 | 7 225 | 93 | 27 |
| 599 | OTHER STORES | 62 | 24 | 2 015 | 1 111 | 215 | 4 705 | 73 | 65 |
| | NONSTORE RETAILERS* | | | | | | | | |
| 53 PART* | TOTAL | 35 | 13 | 1 889 | 1 433 | 184 | 3 505 | 52 | 32 |

Standard Notes: - Represents zero. (D) Withheld to avoid disclosure. (NA) Not available. (X) Not applicable.
 *Nonstore retailers, part of SIC major group 53, are shown separately in this table.

TABLE 5. Counties With 500 Establishments or More: 1963--Continued

| SIC code | County and kind of business | Establishments | | Sales | | Payroll, entire year (\$1,000) | Payroll, workweek ended nearest Nov. 15 (dollars) | Paid employees, workweek ended nearest Nov. 15 (number) | Active proprietors of unincorporated businesses (number) |
|----------------------------|--|----------------|-----------------------|-------------------------------------|---------------------------------------|--------------------------------|---|---|--|
| | | Total (number) | With payroll (number) | Total, all establishments (\$1,000) | Establishments with payroll (\$1,000) | | | | |
| <u>SCHEENECTADY COUNTY</u> | | | | | | | | | |
| | RETAIL TRADE, TOTAL | 1 361 | 901 | 191 678 | 180 576 | 20 974 | 432 364 | 6 955 | 1 216 |
| | LUMBER, BUILDING MATERIALS, HARWARE, FARM EQUIPMENT DEALERS | | | | | | | | |
| 52 | TOTAL | 62 | 50 | 6 558 | 6 322 | 963 | 18 925 | 227 | 38 |
| 521 | LUMBER AND OTHER BUILDING MATERIALS DEALERS | 16 | 16 | 3 718 | 3 718 | 469 | 8 896 | 106 | 6 |
| 522-524 | HEATING, PLUMBING, PAINT, ELECTRICAL STORES | 24 | 16 | (D) | (D) | (D) | (D) | (D) | (D) |
| 5251 | HARWARE STORES | 20 | 16 | 1 268 | 1 214 | 224 | 4 134 | 55 | 13 |
| 5252 | FARM EQUIPMENT DEALERS | 2 | 2 | (D) | (D) | (D) | (D) | (D) | (D) |
| | GENERAL MERCHANOISE GROUP STORES* | | | | | | | | |
| 53 PART* | TOTAL | 27 | 27 | 27 716 | 27 716 | 3 843 | 75 078 | 1 571 | 15 |
| 531 | DEPARTMENT STORES | 6 | 6 | 18 345 | 18 345 | 2 354 | 47 485 | 1 108 | - |
| 533 | LIMITED PRICE VARIETY STORES | 12 | 12 | 4 121 | 4 121 | 721 | 12 555 | 260 | 8 |
| 539 | MISCELLANEOUS GENERAL MERCHANOISE STORES | 9 | 9 | 5 250 | 5 250 | 768 | 15 038 | 203 | 7 |
| | FOOD STORES | | | | | | | | |
| 54 | TOTAL | 257 | 131 | 44 494 | 40 480 | 3 294 | 69 514 | 1 167 | 217 |
| 541 | GROCERY STORES, INCLUDING DELICATESSENS | 181 | 87 | 40 980 | 37 700 | 2 960 | 62 132 | 1 004 | 155 |
| 542 | MEAT MARKETS, FISH (SEAFOOD) MARKETS | 19 | 5 | 1 368 | 868 | 65 | 1 362 | 24 | 22 |
| 543 | FRUIT STORES, VEGETABLE MARKETS | 8 | 4 | (D) | (D) | (D) | (D) | (D) | (D) |
| 544 | CANDY, NUT, CONFECTIONERY STORES | 10 | 8 | (D) | (D) | (D) | (D) | (D) | (D) |
| 545-549 | OTHER FOOD STORES | 39 | 27 | 1 536 | 1 376 | 210 | 4 939 | 112 | 28 |
| | AUTOMOTIVE DEALERS | | | | | | | | |
| 55 EX.554 | TOTAL | 53 | 43 | 35 122 | 34 862 | 2 962 | 59 995 | 593 | 31 |
| | GASOLINE SERVICE STATIONS | | | | | | | | |
| 55PT(554) | TOTAL | 148 | 106 | 13 483 | 11 683 | 988 | 21 464 | 337 | 164 |
| | APPAREL, ACCESSORY STORES | | | | | | | | |
| 56 | TOTAL | 101 | 83 | 12 150 | 11 580 | 1 522 | 29 245 | 491 | 88 |
| 561,567 | MEN'S, BOYS' APPAREL STORES, CUSTOM TAILORS | 22 | 18 | 3 984 | 3 918 | 539 | 9 798 | 140 | 17 |
| 562-3,568 | WOMEN'S CLOTHING, SPECIALTY STORES | 42 | 40 | 4 764 | 4 746 | 621 | 12 158 | 228 | 38 |
| 562 | WOMEN'S READY-TO-WEAR STORES | 23 | 21 | 3 527 | 3 509 | 492 | 9 597 | 174 | 19 |
| 563,568 | WOMEN'S ACCESSORY, SPECIALTY STORES, FURRIERS | 19 | 19 | 1 237 | 1 237 | 129 | 2 561 | 54 | 19 |
| 565 | FAMILY CLOTHING STORES | 7 | 3 | 861 | 685 | 70 | 1 604 | 31 | 9 |
| 566 | SHOE STORES | 22 | 18 | 1 881 | 1 753 | 225 | 4 382 | 62 | 14 |
| 564,569 | OTHER APPAREL, ACCESSORY STORES | 8 | 4 | 660 | 478 | 67 | 1 303 | 30 | 10 |
| | FURNITURE, HOME FURNISHINGS, EQUIPMENT STORES | | | | | | | | |
| 57 | TOTAL | 78 | 58 | 8 768 | 8 312 | 1 054 | 19 965 | 249 | 64 |
| 571 | FURNITURE, HOME FURNISHINGS STORES | 48 | 34 | 4 605 | 4 255 | 656 | 11 626 | 141 | 35 |
| 572,573 | HOUSEHOLD APPLIANCE, RADIO, TELEVISION, MUSIC STORES | 30 | 24 | 4 163 | 4 057 | 398 | 8 339 | 108 | 29 |
| | EATING, DRINKING PLACES | | | | | | | | |
| 58 | TOTAL | 305 | 207 | 14 733 | 13 067 | 2 896 | 63 494 | 1 253 | 301 |
| 5812 | EATING PLACES | 203 | 121 | 10 766 | 9 402 | 2 359 | 51 928 | 1 017 | 197 |
| 5813 | DRINKING PLACES (ALCOHOLIC BEVERAGES) | 102 | 86 | 3 967 | 3 665 | 537 | 11 566 | 236 | 104 |
| | DRUG STORES, PROPRIETARY STORES | | | | | | | | |
| 59PT(591) | TOTAL | 41 | 37 | 7 192 | 7 136 | 806 | 15 274 | 242 | 32 |
| 591 (| DRUG STORES | 41 | 37 | 7 192 | 7 136 | 806 | 15 274 | 242 | 32 |
| (| PROPRIETARY STORES | - | - | - | - | - | - | - | - |
| | OTHER RETAIL STORES | | | | | | | | |
| 59 EX.591 | TOTAL | 234 | 140 | 17 337 | 15 793 | 2 080 | 48 141 | 688 | 213 |
| 592 | LIQUOR STORES | 33 | 29 | 3 167 | 3 013 | 210 | 3 338 | 73 | 28 |
| 593 | ANTIQUA STORES, SECONOHANO STORES | 12 | 4 | (D) | (D) | (D) | (D) | (D) | (D) |
| 594 | BOOK, STATIONERY STORES | 9 | 7 | (D) | (D) | (D) | (D) | (D) | (D) |
| 595 | SPORTING GOODS STORES, BICYCLE SHOPS | 12 | 8 | 1 375 | (D) | (D) | (D) | (D) | (D) |
| 596 | FARM, GARDEN SUPPLY STORES, INCLUDING FEEO STORES | 14 | 8 | 1 421 | 1 347 | 134 | 12 699 | 185 | 13 |
| 597 | JEWELRY STORES | 22 | 12 | 1 113 | 1 015 | 157 | 2 986 | 43 | 21 |
| 598 | FUEL, ICE DEALERS | 34 | 22 | 5 836 | 5 446 | 830 | 15 127 | 158 | 29 |
| 599 | OTHER STORES | 98 | 50 | 3 501 | 2 811 | 457 | 8 464 | 130 | 95 |
| | NONSTORE RETAILERS* | | | | | | | | |
| 53 PART* | TOTAL | 55 | 19 | 4 125 | 3 625 | 566 | 11 269 | 137 | 53 |

Standard Notes: - Represents zero. (D) Withheld to avoid disclosure. (NA) Not available. (X) Not applicable.
 *Nonstore retailers, part of SIC major group 53, are shown separately in this table.

TABLE 5. Counties With 500 Establishments or More: 1963-Continued

| SIC code | County and kind of business | Establishments | | Sales | | Payroll, entire year (\$1,000) | Payroll, workweek ended nearest Nov. 15 (dollars) | Paid employees, workweek ended nearest Nov. 15 (number) | Active proprietors of unincorporated businesses (number) |
|-----------|--|----------------|-----------------------|-------------------------------------|---------------------------------------|--------------------------------|---|---|--|
| | | Total (number) | With payroll (number) | Total, all establishments (\$1,000) | Establishments with payroll (\$1,000) | | | | |
| | <u>STEUBEN COUNTY</u> | | | | | | | | |
| | RETAIL TRADE, TOTAL | 1 014 | 764 | 122 474 | 116 026 | 12 368 | 242 452 | 3 925 | 983 |
| | LUMBER, BUILDING MATERIALS, HARDWARE, FARM EQUIPMENT DEALERS | | | | | | | | |
| | TOTAL | 63 | 51 | 9 980 | 9 754 | 1 541 | 29 650 | 340 | 56 |
| 52 | LUMBER AND OTHER BUILDING MATERIALS DEALERS | 18 | 18 | 6 280 | 6 280 | 1 189 | 22 760 | 243 | 10 |
| 522-524 | HEATING, PLUMBING, PAINT, ELECTRICAL STORES | 10 | 6 | 668 | 610 | 78 | 1 719 | 20 | 10 |
| 5251 | HARDWARE STORES | 21 | 15 | 984 | 822 | 98 | 1 925 | 33 | 24 |
| 5252 | FARM EQUIPMENT DEALERS | 14 | 12 | 2 048 | 2 042 | 176 | 3 246 | 44 | 12 |
| | GENERAL MERCHANDISE GROUP STORES* | | | | | | | | |
| 53 PART* | TOTAL | 36 | 34 | 9 238 | 9 212 | 1 278 | 25 023 | 497 | 29 |
| 531 | DEPARTMENT STORES | 2 | 2 | (0) | (0) | (0) | (0) | (0) | (0) |
| 533 | LIMITED PRICE VARIETY STORES | 17 | 15 | 4 919 | 4 893 | 707 | 12 943 | 290 | 7 |
| 539 | MISCELLANEOUS GENERAL MERCHANDISE STORES | 17 | 17 | (0) | (0) | (0) | (0) | (0) | (0) |
| | FOOD STORES | | | | | | | | |
| 54 | TOTAL | 175 | 103 | 33 603 | 30 995 | 2 345 | 46 780 | 682 | 173 |
| 541 | GROCERY STORES, INCLUDING DELICATESSENS | 142 | 82 | 31 911 | 29 589 | 2 113 | 42 586 | 599 | 145 |
| 542 | MEAT MARKETS, FISH (SEAFOOD) MARKETS | 6 | 2 | 422 | (0) | (0) | (0) | (0) | (0) |
| 543 | FRUIT STORES, VEGETABLE MARKETS | 5 | 3 | 379 | 327 | 30 | 590 | 10 | 5 |
| 544 | CANDY, NUT, CONFECTIONERY STORES | 8 | 4 | 164 | (0) | (0) | (0) | (0) | (0) |
| 545-549 | OTHER FOOD STORES | 14 | 12 | 727 | 717 | 171 | 3 066 | 63 | 10 |
| | AUTOMOTIVE DEALERS | | | | | | | | |
| 55 EX,554 | TOTAL | 70 | 58 | 24 497 | 24 113 | 2 129 | 39 423 | 450 | 46 |
| | GASOLINE SERVICE STATIONS | | | | | | | | |
| 55PT(554) | TOTAL | 122 | 90 | 9 829 | 8 473 | 654 | 12 994 | 259 | 131 |
| | APPAREL, ACCESSORY STORES | | | | | | | | |
| 56 | TOTAL | 82 | 62 | 7 250 | 6 862 | 793 | 16 264 | 297 | 69 |
| 561,567 | MEN'S, BOYS' APPAREL STORES, CUSTOM TAILORS | 16 | 12 | 1 264 | 1 166 | 156 | 3 074 | 51 | 16 |
| 562-3,568 | WOMEN'S CLOTHING, SPECIALTY STORES | 31 | 27 | 1 926 | 1 798 | 194 | 4 639 | 89 | 26 |
| 562 | WOMEN'S READY-TO-WEAR STORES | 23 | 19 | 1 591 | 1 463 | 160 | 4 122 | 73 | 19 |
| 563,568 | WOMEN'S ACCESSORY, SPECIALTY STORES, FURRIERS | 8 | 8 | 335 | 335 | 34 | 517 | 16 | 7 |
| 565 | FAMILY CLOTHING STORES | 6 | 6 | 2 569 | 2 569 | 300 | 5 880 | 109 | 2 |
| 566 | SHOE STORES | 24 | 14 | 1 337 | (0) | (0) | (0) | (0) | (0) |
| 564,569 | OTHER APPAREL, ACCESSORY STORES | 5 | 3 | 154 | (0) | (0) | (0) | (0) | (0) |
| | FURNITURE, HOME FURNISHINGS, EQUIPMENT STORES | | | | | | | | |
| 57 | TOTAL | 46 | 38 | 4 253 | 3 993 | 574 | 10 578 | 153 | 45 |
| 571 | FURNITURE, HOME FURNISHINGS STORES | 26 | 22 | 2 466 | 2 302 | 361 | 6 208 | 91 | 22 |
| 572,573 | HOUSEHOLD APPLIANCE, RADIO, TELEVISION, MUSIC STORES | 20 | 16 | 1 787 | 1 691 | 213 | 4 370 | 62 | 23 |
| | EATING, DRINKING PLACES | | | | | | | | |
| 58 | TOTAL | 214 | 186 | 8 156 | 7 688 | 1 486 | 31 879 | 743 | 238 |
| 5812 | EATING PLACES | 120 | 92 | 4 323 | 3 855 | 867 | 19 485 | 453 | 134 |
| 5813 | DRINKING PLACES (ALCOHOLIC BEVERAGES) | 94 | 94 | 3 833 | 3 833 | 619 | 12 394 | 290 | 104 |
| | DRUG STORES, PROPRIETARY STORES | | | | | | | | |
| 59PT(591) | TOTAL | 26 | 24 | 3 443 | 3 437 | 449 | 8 083 | 135 | 27 |
| 591 (| DRUG STORES | 23 | 23 | (0) | (0) | (0) | (0) | (0) | (0) |
| (| PROPRIETARY STORES | 3 | 1 | (0) | (0) | (0) | (0) | (0) | (0) |
| | OTHER RETAIL STORES | | | | | | | | |
| 59 EX,591 | TOTAL | 158 | 112 | 11 220 | 10 626 | 1 040 | 20 143 | 339 | 152 |
| 592 | LIQUOR STORES | 20 | 18 | 1 411 | 1 305 | 68 | 1 476 | 41 | 23 |
| 593 | ANTIQUA STORES, SECONHAND STORES | 17 | 3 | 260 | (0) | (0) | (0) | (0) | (0) |
| 594 | BOOK, STATIONERY STORES | 6 | 6 | 490 | 490 | 50 | 990 | 16 | 6 |
| 595 | SPORTING GOODS STORES, BICYCLE SHOPS | 11 | 5 | 611 | 555 | 55 | 1 005 | 17 | 9 |
| 596 | FARM, GARDEN SUPPLY STORES, INCLUDING FEEO STORES | 23 | 19 | 3 623 | 3 467 | 261 | 5 333 | 73 | 18 |
| 597 | JEWELRY STORES | 16 | 14 | 878 | 862 | 120 | 2 385 | 42 | 13 |
| 598 | FUEL, ICE DEALERS | 20 | 18 | 1 876 | 1 832 | 225 | 3 750 | 50 | 17 |
| 599 | OTHER STORES | 45 | 29 | 2 071 | (0) | (0) | (0) | (0) | (0) |
| | NONSTORE RETAILERS* | | | | | | | | |
| 53 PART* | TOTAL | 22 | 6 | 1 005 | 873 | 79 | 1 635 | 30 | 17 |

Standard Notes: - Represents zero. (D) Withheld to avoid disclosure. (NA) Not available. (X) Not applicable.
 *Nonstore retailers, part of SIC major group 53, are shown separately in this table.

TABLE 5. Counties With 500 Establishments or More: 1963-Continued

| SIC code | County and kind of business | Establishments | | Sales | | Payroll, entire year (\$1,000) | Payroll, workweek ended nearest Nov. 15 (dollars) | Paid employees, workweek ended nearest Nov. 15 (number) | Active proprietors of unincorporated businesses (number) |
|-----------|--|----------------|--------------|---------------------------|-----------------------------|--------------------------------|---|---|--|
| | | Total | With payroll | Total, all establishments | Establishments with payroll | | | | |
| | | (number) | (number) | (\$1,000) | (\$1,000) | | | | |
| | <u>SUFFOLK COUNTY</u> | | | | | | | | |
| | RETAIL TRADE, TOTAL | 6 383 | 4 759 | 1 148 843 | 1 098 617 | 126 696 | 2 578 945 | 35 950 | 5 013 |
| | LUMBER, BUILDING MATERIALS, HARWARE, FARM EQUIPMENT DEALERS | | | | | | | | |
| | TOTAL | 336 | 280 | 68 071 | 66 053 | 8 606 | 167 989 | 1 623 | 168 |
| 52 | LUMBER YARDS | 90 | 90 | 38 814 | 38 814 | 4 802 | 93 144 | 829 | 20 |
| 521 | BUILDING MATERIALS DEALERS | 55 | 49 | 10 086 | 9 934 | 1 321 | 27 883 | 281 | 20 |
| 522 | HEATING, PLUMBING EQUIPMENT DEALERS | 21 | 13 | (D) | (D) | (D) | (D) | (D) | (D) |
| 523 | PAINT, GLASS, WALLPAPER STORES | 47 | 43 | 4 539 | 4 375 | 748 | 14 412 | 151 | 16 |
| 524 | ELECTRICAL SUPPLY STORES | 6 | 4 | 742 | 682 | 111 | 2 495 | 18 | 4 |
| 5251 | HARDWARE STORES | 103 | 71 | 8 376 | 6 986 | 976 | 16 727 | 220 | 83 |
| 5252 | FARM EQUIPMENT DEALERS | 14 | 10 | (D) | (D) | (D) | (D) | (D) | (D) |
| | GENERAL MERCHANDISE GROUP STORES* | | | | | | | | |
| | TOTAL | 191 | 151 | 200 689 | 199 793 | 26 906 | 580 835 | 9 921 | 103 |
| 53 PART* | DEPARTMENT STORES | 19 | 19 | (D) | (D) | (D) | (D) | (D) | (D) |
| 533 | LIMITED PRICE VARIETY STORES | 84 | 70 | 26 241 | 25 969 | 4 640 | 87 448 | 1 764 | 32 |
| 539 | GENERAL MERCHANDISE STORES | 52 | 40 | 9 868 | 9 482 | 1 293 | 26 202 | 339 | 39 |
| | DRY GOODS STORES | 26 | 16 | 1 470 | 1 266 | 151 | 3 271 | 49 | 22 |
| | SEWING, NEEDLEWORK STORES | 10 | 6 | (D) | (D) | (D) | (D) | (D) | (D) |
| | FOOD STORES | | | | | | | | |
| | TOTAL | 1 024 | 740 | 292 785 | 280 287 | 23 686 | 460 891 | 6 186 | 830 |
| 54 | GROCERY STORES, INCLUDING DELICATESSENS | 655 | 483 | 261 157 | 252 749 | 19 546 | 371 150 | 4 920 | 522 |
| 542 | MEAT MARKETS | 95 | 61 | 10 446 | 8 620 | 741 | 15 989 | 184 | 88 |
| | FISH (SEAFOOD) MARKETS | 32 | 14 | 1 965 | 1 349 | 117 | 2 237 | 38 | 34 |
| 543 | FRUIT STORES, VEGETABLE MARKETS | 28 | 16 | 1 834 | 1 456 | 152 | 2 699 | 35 | 25 |
| 544 | CANDY, NUT, CONFECTIONERY STORES | 48 | 36 | 2 474 | 2 112 | 298 | 6 120 | 150 | 36 |
| 545 | DAIRY PRODUCTS STORES | 46 | 36 | 6 259 | 5 821 | 800 | 19 809 | 193 | 20 |
| 546 | RETAIL BAKERIES | 97 | 87 | 7 858 | 7 628 | 1 957 | 41 255 | 644 | 83 |
| 5462 | RETAIL BAKERIES, MANUFACTURING | 83 | 79 | 6 768 | (D) | (D) | (D) | (D) | (D) |
| 5463 | RETAIL BAKERIES, NONMANUFACTURING | 14 | 8 | 1 090 | (D) | (D) | (D) | (D) | (D) |
| 549 | EGG AND POULTRY DEALERS | 11 | 3 | 438 | 304 | 49 | 1 082 | 11 | 10 |
| | OTHER | 12 | 4 | 354 | 248 | 26 | 550 | 11 | 12 |
| | AUTOMOTIVE DEALERS | | | | | | | | |
| | TOTAL | 353 | 285 | 179 517 | 177 031 | 15 029 | 282 106 | 2 683 | 190 |
| 55 EX.554 | PASSENGER CAR DEALERS, FRANCHISED | 134 | 132 | 151 167 | 150 691 | 12 018 | 223 113 | 2 078 | 42 |
| 551 | DOMESTIC CAR DEALERS | 95 | 95 | 124 890 | 124 890 | 9 660 | 178 577 | 1 676 | 30 |
| | IMPORTED CAR DEALERS | 22 | 22 | 9 490 | 9 490 | 1 054 | 21 151 | 191 | 5 |
| | DOMESTIC AND IMPORTED CAR DEALERS | 17 | 15 | 16 787 | 16 311 | 1 304 | 23 385 | 211 | 7 |
| 552 | PASSENGER CAR DEALERS, NONFRANCHISED | 76 | 42 | 10 965 | 9 957 | 817 | 15 951 | 150 | 62 |
| 553 | TIRE, BATTERY, ACCESSORY DEALERS | 59 | 47 | 5 909 | 5 491 | 1 006 | 20 418 | 201 | 33 |
| | HOME AND AUTO SUPPLY STORES | 3 | 3 | 419 | 419 | 58 | 846 | 11 | 3 |
| 559 | MISCELLANEOUS AIRCRAFT, MARINE, AUTOMOTIVE DEALERS | 81 | 61 | 11 057 | 10 473 | 1 130 | 21 778 | 243 | 50 |
| | AIRCRAFT, BOAT, MOTORCYCLE DEALERS | 68 | 50 | 8 143 | 7 657 | 820 | 15 659 | 163 | 42 |
| | HOUSEHOLD TRAILER DEALERS | 8 | 6 | 1 370 | 1 272 | 152 | 3 047 | 44 | 7 |
| | OTHER AUTOMOTIVE DEALERS | 5 | 5 | 1 544 | 1 544 | 158 | 3 072 | 36 | 1 |
| | GASOLINE SERVICE STATIONS | | | | | | | | |
| 55PT(554) | TOTAL | 783 | 557 | 67 282 | 58 048 | 4 854 | 104 073 | 1 473 | 796 |
| | APPAREL, ACCESSORY STORES | | | | | | | | |
| | TOTAL | 454 | 380 | 53 286 | 50 848 | 7 103 | 147 030 | 2 239 | 285 |
| 56 | MEN'S, BOYS' APPAREL STORES, CUSTOM TAILORS | 89 | 73 | 10 474 | 9 928 | 1 418 | 28 238 | 335 | 65 |
| 561 | MEN'S, BOYS' CLOTHING AND FURNISHINGS STORES | 77 | 67 | 10 166 | 9 700 | 1 377 | 27 071 | 322 | 51 |
| 567 | CUSTOM TAILORS | 12 | 6 | 308 | 228 | 41 | 1 167 | 13 | 14 |
| 562-3,568 | WOMEN'S CLOTHING, SPECIALTY STORES | 170 | 140 | 21 245 | 20 643 | 2 938 | 62 641 | 1 110 | 112 |
| 562 | WOMEN'S READY-TO-WEAR STORES | 118 | 92 | 17 309 | 16 785 | 2 434 | 53 296 | 943 | 77 |
| 563,568 | WOMEN'S ACCESSORY, SPECIALTY STORES, FURRIERS | 52 | 48 | 3 936 | 3 858 | 504 | 9 345 | 167 | 35 |
| 563 | MILLINERY STORES | 6 | 6 | 273 | 273 | 44 | 945 | 17 | 4 |
| | CORSET, LINGERIE STORES | 3 | 3 | (D) | (D) | (D) | (D) | (D) | (D) |
| | HOSIERY STORES | 1 | 1 | (D) | (D) | (D) | (D) | (D) | (D) |
| | APPAREL, ACCESSORY, OTHER SPECIALTY STORES | 37 | 33 | 3 028 | 2 950 | 356 | 6 246 | 120 | 27 |
| 568 | FURRIERS, FUR SHOPS | 5 | 5 | 258 | 258 | 59 | 1 084 | 9 | 3 |
| 565 | FAMILY CLOTHING STORES | 43 | 29 | 6 311 | 5 721 | 677 | 15 045 | 245 | 42 |
| 566 | SHOE STORES | 123 | 111 | 12 967 | 12 409 | 1 811 | 35 552 | 464 | 39 |
| | MEN'S SHOE STORES | 18 | 14 | 1 145 | 847 | 145 | 2 706 | 27 | 5 |
| | WOMEN'S SHOE STORES | 27 | 27 | 3 377 | 3 377 | 527 | 10 565 | 132 | 3 |
| | CHILDREN'S, JUVENILES' SHOE STORES | 8 | 8 | (D) | (D) | (D) | (D) | (D) | (D) |
| | FAMILY SHOE STORES | 70 | 62 | (D) | (D) | (D) | (D) | (D) | (D) |
| 564 | CHILDREN'S, INFANTS' WEAR STORES | 26 | 26 | (D) | (D) | (D) | (D) | (D) | (D) |
| 569 | MISCELLANEOUS APPAREL, ACCESSORY STORES | 3 | 1 | (D) | (D) | (D) | (D) | (D) | (D) |
| | FURNITURE, HOME FURNISHINGS, EQUIPMENT STORES | | | | | | | | |
| | TOTAL | 327 | 253 | 40 515 | 38 951 | 5 357 | 105 480 | 1 107 | 199 |
| 571 | FURNITURE, HOME FURNISHINGS STORES | 202 | 162 | 23 603 | 22 915 | 3 667 | 70 764 | 733 | 119 |
| 5712 | FURNITURE STORES | 105 | 89 | 14 247 | 13 957 | 1 956 | 37 903 | 407 | 58 |
| 5713 | FLOOR COVERING STORES | 50 | 42 | 6 746 | 6 584 | 1 269 | 23 616 | 197 | 27 |
| 5714 | DRAPERY, CURTAIN, UPHOLSTERY STORES | 24 | 20 | 1 857 | (D) | (D) | (D) | (D) | (D) |
| 5715 | CHINA, GLASSWARE, METALWARE STORES | 3 | 3 | (D) | (D) | (D) | (D) | (D) | (D) |
| 5719 | MISCELLANEOUS HOME FURNISHINGS STORES | 20 | 8 | (D) | (D) | (D) | (D) | (D) | (D) |

Standard Notes: - Represents zero. (D) Withheld to avoid disclosure. (NA) Not available. (X) Not applicable.
 *Nonstore retailers, part of SIC major group 53, are shown separately in this table.

TABLE 5. Counties With 500 Establishments or More: 1963-Continued

| SIC code | County and kind of business | Establishments | | Sales | | Payroll, entire year (\$1,000) | Payroll, workweek ended nearest Nov. 15 (dollars) | Paid employees, workweek ended nearest Nov. 15 (number) | Active proprietors of unincorporated businesses (number) |
|--|---|----------------|-----------------------|-------------------------------------|---------------------------------------|--------------------------------|---|---|--|
| | | Total (number) | With payroll (number) | Total, all establishments (\$1,000) | Establishments with payroll (\$1,000) | | | | |
| SUFFOLK COUNTY--CONTINUED | | | | | | | | | |
| FURNITURE, HOME FURNISHINGS, EQUIPMENT STORES, CON. | | | | | | | | | |
| 572 | HOUSEHOLD APPLIANCE STORES | 66 | 46 | 11 818 | 11 186 | 1 082 | 22 309 | 240 | 37 |
| 5732 | RADIO, TELEVISION STORES | 33 | 27 | 3 012 | 2 914 | 399 | 8 198 | 81 | 23 |
| 5733 | MUSIC STORES | 26 | 18 | 2 082 | 1 936 | 209 | 4 209 | 53 | 20 |
| | RECORD SHOPS | 4 | 4 | 619 | 619 | 52 | 1 070 | 16 | - |
| | MUSICAL INSTRUMENT STORES | 22 | 14 | 1 463 | 1 317 | 157 | 3 139 | 37 | 20 |
| EATING, DRINKING PLACES | | | | | | | | | |
| 58 | TOTAL | 1 244 | 1 056 | 77 678 | 74 230 | 15 821 | 342 604 | 6 381 | 1 092 |
| 5812 | EATING PLACES | 870 | 708 | 61 659 | 58 935 | 13 320 | 288 256 | 5 438 | 738 |
| | RESTAURANTS, LUNCHROOMS | 553 | 495 | 46 388 | 45 296 | 10 434 | 226 666 | 4 291 | 481 |
| | CAFETERIAS | 21 | 19 | 2 743 | 2 643 | 748 | 17 330 | 227 | 5 |
| | REFRESHMENT PLACES | 264 | 170 | 10 975 | 9 501 | 1 753 | 36 920 | 772 | 223 |
| | CATERERS | 32 | 24 | 1 553 | 1 495 | 385 | 7 340 | 148 | 29 |
| 5813 | DRINKING PLACES (ALCOHOLIC BEVERAGES) | 374 | 348 | 16 019 | 15 295 | 2 501 | 54 348 | 943 | 354 |
| DRUG STORES, PROPRIETARY STORES | | | | | | | | | |
| 59PT(591) | TOTAL | 208 | 204 | 29 195 | 28 929 | 3 973 | 80 420 | 1 025 | 123 |
| 591 | DRUG STORES | 205 | 201 | 28 858 | 28 592 | 3 963 | 80 197 | 1 021 | 118 |
| | PROPRIETARY STORES | 3 | 3 | 337 | 337 | 10 | 223 | 4 | 5 |
| OTHER RETAIL STORES | | | | | | | | | |
| 59 EX.591 | TOTAL | 1 160 | 768 | 116 185 | 105 799 | 12 694 | 253 478 | 2 765 | 958 |
| 592 | LIQUOR STORES | 158 | 140 | 27 915 | 25 645 | 1 955 | 37 156 | 440 | 151 |
| 593 | ANTIQUARIAN, SECONOHANO STORES | 71 | 35 | 2 131 | 1 743 | 331 | 7 085 | 97 | 64 |
| 5932 | ANTIQUARIAN STORES | 25 | 3 | 354 | (0) | (0) | (0) | (0) | (0) |
| 5933 | SECONOHANO STORES | 46 | 32 | 1 777 | (0) | (0) | (0) | (0) | (0) |
| 594 | BOOK, STATIONERY STORES | 104 | 68 | 6 087 | 4 835 | 578 | 11 810 | 185 | 97 |
| 5942 | BOOK STORES | 20 | 10 | (0) | (0) | (0) | (0) | (0) | (0) |
| 5943 | STATIONERY STORES | 84 | 58 | (0) | (0) | (0) | (0) | (0) | (0) |
| 595 | SPORTING GOODS STORES, BICYCLE SHOPS | 78 | 34 | 3 488 | (0) | (0) | (0) | (0) | (0) |
| 5952 | SPORTING GOODS STORES | 67 | 31 | 3 257 | 2 337 | 238 | 4 299 | 59 | 60 |
| 5953 | BICYCLE SHOPS | 11 | 3 | 231 | 159 | 18 | 368 | 5 | 10 |
| 5962 | HAY, GRAIN, FEED STORES | 8 | 8 | (0) | (0) | (0) | (0) | (0) | (0) |
| 5969 | OTHER FARM SUPPLY STORES | 4 | 4 | (0) | (0) | (0) | (0) | (0) | (0) |
| | GARDEN SUPPLY STORES | 44 | 34 | 2 731 | 2 515 | 410 | 7 521 | 105 | 31 |
| 597 | JEWELRY STORES | 61 | 45 | 3 562 | 3 296 | 552 | 11 001 | 132 | 37 |
| 598 | FUEL, ICE DEALERS | 252 | 188 | 46 263 | 44 239 | 6 153 | 125 030 | 1 088 | 168 |
| 5982 | COAL AND WOOD DEALERS | 12 | 10 | 1 160 | 1 146 | 195 | 3 720 | 44 | 11 |
| | ICE DEALERS | 9 | 3 | 150 | 108 | 13 | 198 | 4 | 8 |
| 5983 | FUEL OIL DEALERS | 200 | 154 | 39 890 | 38 056 | 4 773 | 98 539 | 830 | 134 |
| 5984 | BOTTLED GAS DEALERS | 31 | 21 | 5 063 | 4 929 | 1 172 | 22 573 | 210 | 15 |
| 5992 | FLORISTS | 83 | 45 | 2 867 | 2 221 | 493 | 9 187 | 137 | 86 |
| 5993 | CIGAR STORES, STANDS | 13 | 13 | 1 064 | 1 064 | 81 | 1 898 | 36 | 10 |
| 5994 | NEWS DEALERS, NEWSSTANDS | 30 | 16 | 1 294 | 968 | 71 | 1 817 | 35 | 26 |
| 5996 | CAMERA, PHOTOGRAPHIC SUPPLY STORES | 17 | 13 | 891 | 829 | 84 | 1 379 | 18 | 10 |
| 5997 | GIFT, NOVELTY, SOUVENIR SHOPS | 57 | 27 | 1 597 | 1 265 | 184 | 3 500 | 52 | 57 |
| 5998 | OPTICAL GOODS STORES | 36 | 32 | 1 693 | 1 609 | 434 | 8 127 | 78 | 26 |
| 5999 | TYPEWRITER STORES | 6 | 4 | (0) | (0) | (0) | (0) | (0) | (0) |
| | LUGGAGE, LEATHER GOODS STORES | 2 | 2 | (0) | (0) | (0) | (0) | (0) | (0) |
| | HOBBY, TOY, GAME SHOPS | 27 | 13 | 1 370 | 1 074 | 142 | 2 684 | 45 | 18 |
| | RELIGIOUS GOODS STORES | 3 | 1 | 87 | (0) | (0) | (0) | (0) | (0) |
| | PET SHOPS | 27 | 7 | (0) | (0) | (0) | (0) | (0) | (0) |
| | OTHER | 79 | 39 | 3 187 | 2 255 | 353 | 8 118 | 99 | 69 |
| NONSTORE RETAILERS* | | | | | | | | | |
| 53 PART* | TOTAL | 303 | 85 | 23 640 | 18 648 | 2 667 | 54 039 | 547 | 269 |
| 532 | MAIL-ORDER HOUSES | 21 | 11 | 4 663 | 4 329 | 357 | 6 245 | 97 | 15 |
| 534 | MERCHANDISE VENDING MACHINE OPERATORS | 31 | 11 | 1 676 | 1 246 | 125 | 3 018 | 30 | 33 |
| 535 | DIRECT SELLING (HOUSE-TO-HOUSE) ORGANIZATIONS | 251 | 63 | 17 301 | 13 073 | 2 185 | 44 776 | 420 | 221 |
| SULLIVAN COUNTY | | | | | | | | | |
| RETAIL TRADE, TOTAL | | | | | | | | | |
| | | 933 | 651 | 92 709 | 87 289 | 9 266 | 190 970 | 2 766 | 890 |
| LUMBER, BUILDING MATERIALS, HARDWARE, FARM EQUIPMENT DEALERS | | | | | | | | | |
| 52 | TOTAL | 32 | 32 | 6 341 | 6 341 | 580 | 10 946 | 124 | 23 |
| 521 | LUMBER AND OTHER BUILDING MATERIALS DEALERS | 15 | 15 | 5 162 | 5 162 | 428 | 7 905 | 82 | 9 |
| 522-524 | HEATING, PLUMBING, PAINT, ELECTRICAL STORES | 3 | 3 | (0) | (0) | (0) | (0) | (0) | (0) |
| 5251 | HARDWARE STORES | 14 | 14 | (0) | (0) | (0) | (0) | (0) | (0) |
| 5252 | FARM EQUIPMENT DEALERS | - | - | - | - | - | - | - | - |
| GENERAL MERCHANDISE GROUP STORES* | | | | | | | | | |
| 53 PART* | TOTAL | 34 | 20 | 3 926 | 3 470 | 386 | 8 583 | 114 | 33 |
| 531 | DEPARTMENT STORES | 1 | 1 | (0) | (0) | (0) | (0) | (0) | (0) |
| 533 | LIMITED PRICE VARIETY STORES | 8 | 4 | (0) | (0) | (0) | (0) | (0) | (0) |
| 539 | MISCELLANEOUS GENERAL MERCHANDISE STORES | 25 | 15 | 1 146 | 760 | 54 | 1 184 | 24 | 28 |

Standard Notes: - Represents zero. (D) Withheld to avoid disclosure. (NA) Not available. (X) Not applicable.
 *Nonstore retailers, part of SIC major group 53, are shown separately in this table.

TABLE 5. Counties With 500 Establishments or More: 1963-Continued

| SIC code | County and kind of business | Establishments | | Sales | | Payroll, entire year (\$1,000) | Payroll, workweek ended nearest Nov. 15 (dollars) | Paid employees, workweek ended nearest Nov. 15 (number) | Active proprietors of unincorporated businesses (number) |
|---|--|----------------|-----------------------|-------------------------------------|---------------------------------------|--------------------------------|---|---|--|
| | | Total (number) | With payroll (number) | Total, all establishments (\$1,000) | Establishments with payroll (\$1,000) | | | | |
| SULLIVAN COUNTY--CONTINUED | | | | | | | | | |
| FOOD STORES | | | | | | | | | |
| S4 | TOTAL | 172 | 104 | 19 735 | 18 427 | 1 417 | 25 946 | 373 | 160 |
| S41 | GROCERY STORES, INCLUDING DELICATESSENS | 86 | 56 | 16 395 | 15 707 | 1 127 | 19 452 | 270 | 74 |
| S42 | MEAT MARKETS, FISH (SEAFOOD) MARKETS | 39 | 23 | 1 681 | 1 477 | 101 | 2 568 | 41 | 41 |
| S43 | FRUIT STORES, VEGETABLE MARKETS | 10 | 4 | 260 | 148 | 11 | 324 | 6 | 10 |
| S44 | CANDY, NUT, CONFECTIONERY STORES | 10 | 2 | 222 | (0) | (0) | (0) | (0) | (0) |
| S45-S49 | OTHER FOOD STORES | 27 | 19 | 1 177 | (0) | (0) | (0) | (0) | (0) |
| AUTOMOTIVE DEALERS | | | | | | | | | |
| 55 EX-S54 | TOTAL | 56 | 36 | 13 087 | 12 689 | 1 091 | 20 972 | 236 | 45 |
| GASOLINE SERVICE STATIONS | | | | | | | | | |
| 55PT(554) | TOTAL | 120 | 82 | 5 820 | 5 064 | 513 | 10 258 | 173 | 124 |
| APPAREL, ACCESSORY STORES | | | | | | | | | |
| S6 | TOTAL | 72 | 50 | 4 409 | 3 995 | 415 | 7 142 | 122 | 67 |
| S61,S67 | MEN'S, BOYS' APPAREL STORES, CUSTOM TAILORS | 13 | 5 | 778 | 578 | 45 | 735 | 10 | 12 |
| S62-3,S68 | WOMEN'S CLOTHING, SPECIALTY STORES | 22 | 20 | 1 627 | 1 623 | 163 | 2 645 | 46 | 24 |
| S62 | WOMEN'S READY-TO-WEAR STORES | 12 | 12 | 798 | 798 | 81 | 1 180 | 20 | 10 |
| S63,S68 | WOMEN'S ACCESSORY, SPECIALTY STORES, FURRIERS | 10 | 8 | 829 | 825 | 82 | 1 465 | 26 | 14 |
| S65 | FAMILY CLOTHING STORES | 18 | 8 | 818 | 670 | 70 | 1 351 | 24 | 22 |
| S66 | SHOE STORES | 11 | 9 | 761 | 699 | 92 | 1 478 | 26 | 5 |
| S64,S69 | OTHER APPAREL, ACCESSORY STORES | 8 | 8 | 425 | 425 | 45 | 933 | 16 | 4 |
| FURNITURE, HOME FURNISHINGS, EQUIPMENT STORES | | | | | | | | | |
| S7 | TOTAL | 26 | 18 | 1 970 | 1 792 | 248 | 4 881 | 53 | 25 |
| S71 | FURNITURE, HOME FURNISHINGS STORES | 12 | 8 | 803 | 697 | 109 | 2 961 | 29 | 8 |
| S72,S73 | HOUSEHOLD APPLIANCE, RADIO, TELEVISION, MUSIC STORES | 14 | 10 | 1 167 | 1 095 | 139 | 1 920 | 24 | 17 |
| EATING, DRINKING PLACES | | | | | | | | | |
| S8 | TOTAL | 244 | 188 | 11 305 | 10 593 | 2 196 | 55 104 | 985 | 249 |
| S812 | EATING PLACES | 169 | 133 | 8 171 | 7 685 | 1 705 | 46 112 | 818 | 181 |
| S813 | DRINKING PLACES (ALCOHOLIC BEVERAGES) | 75 | 55 | 3 134 | 2 908 | 491 | 8 992 | 167 | 68 |
| DRUG STORES, PROPRIETARY STORES | | | | | | | | | |
| 59PT(591) | TOTAL | 27 | 27 | 2 872 | 2 872 | 297 | 5 545 | 79 | 29 |
| 591 | DRUG STORES | 27 | 27 | (0) | (0) | (0) | (0) | (0) | (0) |
| | PROPRIETARY STORES | - | - | (0) | (0) | (0) | (0) | (0) | (0) |
| OTHER RETAIL STORES | | | | | | | | | |
| S9 EX-S91 | TOTAL | 127 | 87 | 21 388 | 20 384 | 1 989 | 39 011 | 471 | 111 |
| S92 | LIQUOR STORES | 16 | 14 | 990 | 974 | 92 | 1 948 | 25 | 12 |
| S93 | ANTIQUA STORES, SECONOHANO STORES | 7 | 1 | 275 | (0) | (0) | (0) | (0) | (0) |
| S94 | BOOK, STATIONERY STORES | - | - | - | - | - | - | - | - |
| S95 | SPORTING GOODS STORES, BICYCLE SHOPS | 15 | 7 | 1 070 | 988 | 329 | 7 008 | 90 | 16 |
| S96 | FARM, GARDEN SUPPLY STORES, INCLUDING FEEO STORES | 14 | 12 | 12 380 | 12 348 | 782 | 14 398 | 187 | 10 |
| S97 | JEWELRY STORES | 6 | 2 | 143 | (0) | (0) | (0) | (0) | (0) |
| S98 | FUEL, ICE DEALERS | 33 | 29 | 4 675 | 4 285 | 580 | 12 148 | 117 | 25 |
| S99 | OTHER STORES | 36 | 22 | 1 855 | 1 637 | 177 | 2 943 | 46 | 33 |
| NONSTORE RETAILERS* | | | | | | | | | |
| S3 PART* | TOTAL | 23 | 7 | 1 856 | 1 662 | 134 | 2 582 | 36 | 24 |
| TOMPKINS COUNTY | | | | | | | | | |
| RETAIL TRADE, TOTAL | | | | | | | | | |
| | | 584 | 434 | 89 563 | 85 489 | 9 875 | 204 932 | 2 991 | 529 |
| LUMBER, BUILDING MATERIALS, HARWARE, FARM EQUIPMENT DEALERS | | | | | | | | | |
| 52 | TOTAL | 47 | 31 | 5 690 | 5 140 | 697 | 15 501 | 174 | 42 |
| S21 | LUMBER AND OTHER BUILDING MATERIALS DEALERS | 15 | 11 | 3 137 | 2 981 | 409 | 9 873 | 102 | 8 |
| S22-S24 | HEATING, PLUMBING, PAINT, ELECTRICAL STORES | 10 | 6 | 543 | 413 | 61 | 1 279 | 14 | 9 |
| S251 | HARWARE STORES | 11 | 5 | 927 | 721 | 115 | 2 215 | 31 | 13 |
| S252 | FARM EQUIPMENT DEALERS | 11 | 9 | 1 083 | 1 025 | 112 | 2 134 | 27 | 12 |
| GENERAL MERCHANOISE GROUP STORES* | | | | | | | | | |
| S3 PART* | TOTAL | 21 | 17 | 7 241 | 7 055 | 1 045 | 21 983 | 343 | 12 |
| S31 | DEPARTMENT STORES | 2 | 2 | (0) | (0) | (0) | (0) | (0) | (0) |
| S33 | LIMITED PRICE VARIETY STORES | 9 | 5 | 1 815 | 1 629 | 241 | 4 094 | 91 | 7 |
| S39 | MISCELLANEOUS GENERAL MERCHANOISE STORES | 10 | 10 | (0) | (0) | (0) | (0) | (0) | (0) |
| FOOD STORES | | | | | | | | | |
| 54 | TOTAL | 82 | 60 | 21 984 | 21 240 | 1 565 | 29 264 | 450 | 70 |
| S41 | GROCERY STORES, INCLUDING DELICATESSENS | 65 | 47 | 21 125 | 20 441 | 1 467 | 27 432 | 418 | 56 |
| S42 | MEAT MARKETS, FISH (SEAFOOD) MARKETS | 3 | 3 | 287 | 287 | 16 | 299 | 6 | 3 |
| S43 | FRUIT STORES, VEGETABLE MARKETS | 1 | 1 | (0) | (0) | (0) | (0) | (0) | (0) |
| S44 | CANDY, NUT, CONFECTIONERY STORES | 4 | 4 | (0) | (0) | (0) | (0) | (0) | (0) |
| S45-S49 | OTHER FOOD STORES | 9 | 5 | 433 | 373 | 64 | 1 204 | 17 | 10 |

Standard Notes: - Represents zero. (D) Withheld to avoid disclosure. (NA) Not available. (X) Not applicable.
 *Nonstore retailers, part of SIC major group 53, are shown separately in this table.

TABLE 5. Counties With 500 Establishments or More: 1963-Continued

| SIC code | County and kind of business | Establishments | | Sales | | Payroll, entire year (\$1,000) | Payroll, workweek ended nearest Nov. 15 (dollars) | Paid employees, workweek ended nearest Nov. 15 (number) | Active proprietors of unincorporated businesses (number) |
|--|--|-------------------|--------------------------|--|--|-----------------------------------|--|--|---|
| | | Total (number) | With payroll (number) | Total, all establishments (\$1,000) | Establishments with payroll (\$1,000) | | | | |
| TOMPKINS COUNTY--CONTINUED | | | | | | | | | |
| AUTOMOTIVE DEALERS | | | | | | | | | |
| 55 EX.554 | TOTAL | 45 | 31 | 17 263 | 16 651 | 1 579 | 32 065 | 316 | 28 |
| GASOLINE SERVICE STATIONS | | | | | | | | | |
| 55PT(554) | TOTAL | 70 | 50 | 6 724 | 5 974 | 552 | 11 401 | 200 | 72 |
| APPAREL, ACCESSORY STORES | | | | | | | | | |
| 56 | TOTAL | 37 | 37 | 4 483 | 4 483 | 694 | 13 489 | 198 | 26 |
| 561,567 | MEN'S, BOYS' APPAREL STORES, CUSTOM TAILORS | 9 | 9 | 1 410 | 1 410 | 252 | 4 706 | 56 | 6 |
| 562-3,568 | WOMEN'S CLOTHING, SPECIALTY STORES | 11 | 11 | 1 042 | 1 042 | 191 | 4 224 | 68 | 7 |
| 562 | WOMEN'S READY-TO-WEAR STORES | 7 | 7 | 841 | 841 | 163 | 3 596 | 54 | 5 |
| 563,568 | WOMEN'S ACCESSORY, SPECIALTY STORES, FURRIERS | 4 | 4 | 201 | 201 | 28 | 628 | 14 | 2 |
| 565 | FAMILY CLOTHING STORES | 5 | 5 | 1 100 | 1 100 | 119 | 2 068 | 40 | 6 |
| 566 | SHOE STORES | 10 | 10 | (0) | (0) | (D) | (D) | (D) | (D) |
| 564,569 | OTHER APPAREL, ACCESSORY STORES | 2 | 2 | (0) | (0) | (D) | (0) | (0) | (D) |
| FURNITURE, HOME FURNISHINGS, EQUIPMENT STORES | | | | | | | | | |
| 57 | TOTAL | 28 | 24 | 3 948 | 3 900 | 540 | 10 628 | 138 | 22 |
| 571 | FURNITURE, HOME FURNISHINGS STORES | 15 | 13 | 2 217 | 2 197 | 325 | 6 124 | 73 | 10 |
| 572,573 | HOUSEHOLD APPLIANCE, RADIO, TELEVISION, MUSIC STORES | 13 | 11 | 1 731 | 1 703 | 215 | 4 504 | 65 | 12 |
| EATING, DRINKING PLACES | | | | | | | | | |
| 58 | TOTAL | 124 | 102 | 7 119 | 6 845 | 1 407 | 31 934 | 714 | 138 |
| 5812 | EATING PLACES | 81 | 65 | 5 397 | 5 193 | 1 133 | 26 024 | 559 | 89 |
| 5813 | DRINKING PLACES (ALCOHOLIC BEVERAGES) | 43 | 37 | 1 722 | 1 652 | 274 | 5 910 | 155 | 49 |
| DRUG STORES, PROPRIETARY STORES | | | | | | | | | |
| 59PT(591) | TOTAL | 17 | 17 | 2 430 | 2 430 | 377 | 10 176 | 106 | 9 |
| 591 | DRUG STORES | 17 | 17 | 2 430 | 2 430 | 377 | 10 176 | 106 | 9 |
| | PROPRIETARY STORES | - | - | - | - | - | - | - | - |
| OTHER RETAIL STORES | | | | | | | | | |
| 59 EX.591 | TOTAL | 90 | 64 | 11 800 | (D) | (0) | (0) | (0) | 88 |
| 592 | LIQUOR STORES | 14 | 12 | 1 661 | 1 565 | 124 | 2 340 | 32 | 16 |
| 593 | ANTIQUA STORES, SECONOHAND STORES | 8 | 4 | 147 | 121 | 9 | 156 | 5 | 9 |
| 594 | BOOK, STATIONERY STORES | 12 | 8 | 2 351 | 2 323 | 353 | 7 448 | 75 | 11 |
| 595 | SPORTING GOODS STORES, BICYCLE SHOPS | 9 | 5 | 449 | 417 | 21 | 563 | 12 | 9 |
| 596 | FARM, GARDEN SUPPLY STORES, INCLUDING FEED STORES | 4 | 4 | (D) | (D) | (D) | (0) | (D) | (D) |
| 597 | JEWELRY STORES | 11 | 7 | 622 | 582 | 114 | 1 790 | 23 | 7 |
| 598 | FUEL, ICE DEALERS | 10 | 10 | 1 891 | 1 797 | 339 | 6 597 | 67 | 8 |
| 599 | OTHER STORES | 22 | 14 | 1 468 | 1 168 | 172 | 3 293 | 59 | 26 |
| NONSTORE RETAILERS* | | | | | | | | | |
| 53 PART* | TOTAL | 23 | 1 | 881 | (D) | (0) | (0) | (D) | (0) |
| ULSTER COUNTY | | | | | | | | | |
| RETAIL TRADE, TOTAL | | | | | | | | | |
| | | 1 463 | 939 | 168 444 | 155 834 | 17 686 | 373 685 | 5 503 | 1 346 |
| LUMBER, BUILDING MATERIALS, HAROWARE, FARM EQUIPMENT DEALERS | | | | | | | | | |
| 52 | TOTAL | 69 | 57 | 12 697 | 12 515 | 1 666 | 30 761 | 366 | 45 |
| 521 | LUMBER AND OTHER BUILDING MATERIALS DEALERS | 21 | 21 | 8 058 | 8 058 | 994 | 17 832 | 201 | 8 |
| 522-524 | HEATING, PLUMBING, PAINT, ELECTRICAL STORES | 19 | 15 | 1 756 | 1 728 | 282 | 5 838 | 70 | 13 |
| 5251 | HARDWARE STORES | 21 | 13 | 1 600 | 1 446 | 215 | 4 120 | 61 | 20 |
| 5252 | FARM EQUIPMENT DEALERS | 8 | 8 | 1 283 | 1 283 | 175 | 2 971 | 34 | 4 |
| GENERAL MERCHANDISE GROUP STORES* | | | | | | | | | |
| 53 PART* | TOTAL | 61 | 37 | 13 926 | 13 322 | 1 692 | 57 434 | 873 | 48 |
| 531 | DEPARTMENT STORES | 3 | 3 | 8 075 | 8 075 | 848 | 41 515 | 572 | - |
| 533 | LIMITED PRICE VARIETY STORES | 24 | 16 | 3 820 | 3 416 | 563 | 10 084 | 204 | 19 |
| 539 | MISCELLANEOUS GENERAL MERCHANDISE STORES | 34 | 18 | 2 031 | 1 831 | 281 | 5 835 | 97 | 29 |
| FOOD STORES | | | | | | | | | |
| 54 | TOTAL | 264 | 148 | 48 615 | 44 761 | 3 314 | 63 558 | 1 012 | 262 |
| 541 | GROCERY STORES, INCLUDING DELICATESSENS | 200 | 110 | 45 247 | 42 139 | 2 968 | 56 239 | 892 | 196 |
| 542 | MEAT MARKETS, FISH (SEAFOOD) MARKETS | 13 | 11 | 1 019 | 927 | 47 | 1 168 | 17 | 14 |
| 543 | FRUIT STORES, VEGETABLE MARKETS | 10 | 2 | 647 | (D) | (D) | (0) | (0) | (D) |
| 544 | CANDY, NUT, CONFECTIONERY STORES | 9 | 3 | 227 | 137 | 15 | 241 | 6 | 8 |
| 545-549 | OTHER FOOD STORES | 32 | 22 | 1 475 | (D) | (0) | (0) | (0) | (0) |
| AUTOMOTIVE DEALERS | | | | | | | | | |
| 55 EX.554 | TOTAL | 64 | 50 | 23 989 | 23 827 | 2 448 | 53 774 | 525 | 36 |
| GASOLINE SERVICE STATIONS | | | | | | | | | |
| 55PT(554) | TOTAL | 154 | 96 | 11 675 | 9 837 | 941 | 19 401 | 295 | 166 |

Standard Notes: - Represents zero. (D) Withheld to avoid disclosure. (NA) Not available. (X) Not applicable.
*Nonstore retailers, part of SIC major group 53, are shown separately in this table.

TABLE 5. Counties With 500 Establishments or More: 1963-Continued

| SIC code | County and kind of business | Establishments | | Sales | | Payroll, entire year (\$1,000) | Payroll, workweek ended nearest Nov. 15 (dollars) | Paid employees, workweek ended nearest Nov. 15 (number) | Active proprietors of unincorporated businesses (number) |
|--|--|----------------|-----------------------|-------------------------------------|---------------------------------------|--------------------------------|---|---|--|
| | | Total (number) | With payroll (number) | Total, all establishments (\$1,000) | Establishments with payroll (\$1,000) | | | | |
| <u>ULSTER COUNTY--CONTINUED</u> | | | | | | | | | |
| APPAREL, ACCESSORY STORES | | | | | | | | | |
| S6 | TOTAL | 95 | 63 | 7 748 | 7 318 | 1 087 | 21 231 | 347 | 67 |
| S61,S67 | MEN'S, BOYS' APPAREL STORES, CUSTOM TAILORS | 11 | 7 | 894 | 868 | 130 | 2 181 | 26 | 9 |
| S62-3,S68 | WOMEN'S CLOTHING, SPECIALTY STORES | 47 | 31 | 3 527 | 3 295 | 494 | 9 422 | 164 | 34 |
| S62 | WOMEN'S READY-TO-WEAR STORES | 31 | 21 | 2 663 | 2 491 | 395 | 7 370 | 122 | 22 |
| S63,S68 | WOMEN'S ACCESSORY, SPECIALTY STORES, FURRIERS | 16 | 10 | 864 | 804 | 99 | 2 052 | 42 | 12 |
| S65 | FAMILY CLOTHING STORES | 15 | 9 | 1 727 | 1 637 | 187 | 4 088 | 67 | 9 |
| S66 | SHOE STORES | 15 | 13 | 1 269 | 1 209 | 166 | 3 293 | 52 | 6 |
| S64,S69 | OTHER APPAREL, ACCESSORY STORES | 7 | 3 | 331 | 309 | 110 | 2 247 | 38 | 9 |
| FURNITURE, HOME FURNISHINGS, EQUIPMENT STORES | | | | | | | | | |
| S7 | TOTAL | 69 | 45 | 5 791 | 4 965 | 788 | 15 729 | 199 | 56 |
| S71 | FURNITURE, HOME FURNISHINGS STORES | 31 | 19 | 3 655 | 3 131 | 502 | 9 139 | 104 | 24 |
| S72,S73 | HOUSEHOLD APPLIANCE, RADIO, TELEVISION, MUSIC STORES | 38 | 26 | 2 136 | 1 834 | 286 | 6 590 | 95 | 32 |
| EATING, DRINKING PLACES | | | | | | | | | |
| S8 | TOTAL | 359 | 257 | 15 212 | 13 692 | 2 706 | 55 217 | 1 143 | 377 |
| S812 | EATING PLACES | 251 | 173 | 11 872 | 10 746 | 2 320 | 46 312 | 973 | 267 |
| S813 | DRINKING PLACES (ALCOHOLIC BEVERAGES) | 108 | 84 | 3 340 | 2 946 | 386 | 8 905 | 170 | 110 |
| DRUG STORES, PROPRIETARY STORES | | | | | | | | | |
| S9PT(S91) | TOTAL | 40 | 34 | 4 329 | 4 167 | 595 | 11 902 | 171 | 35 |
| S91 | DRUG STORES | 38 | 32 | (0) | (0) | (0) | (0) | (0) | (0) |
| (| PROPRIETARY STORES | 2 | 2 | (0) | (0) | (0) | (0) | (0) | (0) |
| OTHER RETAIL STORES | | | | | | | | | |
| S9 EX,S91 | TOTAL | 237 | 137 | 21 435 | 19 217 | 2 189 | 39 506 | 508 | 207 |
| S92 | LIQUOR STORES | 27 | 17 | 2 126 | 1 444 | 86 | 1 530 | 28 | 28 |
| S93 | ANTIQUE STORES, SECONDHAND STORES | 23 | 7 | 840 | (0) | (0) | (0) | (0) | (0) |
| S94 | BOOK, STATIONERY STORES | 10 | 10 | 752 | 752 | 110 | 2 082 | 30 | 6 |
| S95 | SPORTING GOODS STORES, BICYCLE SHOPS | 17 | 7 | 319 | 229 | 27 | 703 | 12 | 14 |
| S96 | FARM, GARDEN SUPPLY STORES, INCLUDING FEED STORES | 17 | 13 | 3 588 | 3 462 | 246 | 4 794 | 60 | 11 |
| S97 | JEWELRY STORES | 12 | 6 | 798 | 674 | 121 | 1 966 | 32 | 8 |
| S98 | FUEL, ICE DEALERS | 54 | 38 | 10 610 | 10 186 | 1 309 | 22 861 | 246 | 37 |
| S99 | OTHER STORES | 77 | 39 | 2 402 | (0) | (0) | (0) | (0) | (0) |
| NONSTORE RETAILERS* | | | | | | | | | |
| S3 PART* | TOTAL | 51 | 15 | 3 027 | 2 213 | 260 | 5 172 | 64 | 47 |
| <u>WARREN COUNTY</u> | | | | | | | | | |
| RETAIL TRADE, TOTAL | | | | | | | | | |
| | | 688 | 478 | 90 627 | 85 927 | 10 120 | 195 218 | 3 122 | 663 |
| LUMBER, BUILDING MATERIALS, HARDWARE, FARM EQUIPMENT DEALERS | | | | | | | | | |
| S2 | TOTAL | 28 | 16 | 3 263 | 3 017 | 433 | 8 252 | 104 | 20 |
| S21 | LUMBER AND OTHER BUILDING MATERIALS DEALERS | 10 | 4 | 2 070 | (0) | (0) | (0) | (0) | (0) |
| S22-S24 | HEATING, PLUMBING, PAINT, ELECTRICAL STORES | 5 | 5 | 439 | 439 | 75 | 1 283 | 17 | 2 |
| S251 | HARDWARE STORES | 10 | 6 | 718 | 532 | 88 | 1 669 | 24 | 9 |
| S252 | FARM EQUIPMENT DEALERS | 3 | 1 | 36 | (0) | (0) | (0) | (0) | (0) |
| GENERAL MERCHANDISE GROUP STORES* | | | | | | | | | |
| S3 PART* | TOTAL | 30 | 24 | 13 364 | 13 268 | 1 926 | 39 000 | 691 | 25 |
| S31 | DEPARTMENT STORES | 4 | 4 | 9 394 | 9 394 | 1 385 | 29 090 | 499 | - |
| S33 | LIMITED PRICE VARIETY STORES | 7 | 7 | 2 475 | 2 475 | 389 | 6 758 | 141 | 3 |
| S39 | MISCELLANEOUS GENERAL MERCHANDISE STORES | 19 | 13 | 1 495 | 1 399 | 152 | 3 152 | 51 | 22 |
| FOOD STORES | | | | | | | | | |
| S4 | TOTAL | 114 | 60 | 20 963 | 19 049 | 1 400 | 26 607 | 416 | 109 |
| S41 | GROCERY STORES, INCLUDING DELICATESSENS | 96 | 48 | 20 029 | 18 201 | 1 275 | 24 004 | 364 | 93 |
| S42 | MEAT MARKETS, FISH (SEAFOOD) MARKETS | 1 | 1 | (0) | (0) | (0) | (0) | (0) | (0) |
| S43 | FRUIT STORES, VEGETABLE MARKETS | 3 | 1 | (0) | (0) | (0) | (0) | (0) | (0) |
| S44 | CANDY, NUT, CONFECTIONERY STORES | 3 | 1 | (0) | (0) | (0) | (0) | (0) | (0) |
| S45-S49 | OTHER FOOD STORES | 11 | 9 | 618 | 596 | 105 | 2 322 | 46 | 8 |
| AUTOMOTIVE DEALERS | | | | | | | | | |
| SS EX,S54 | TOTAL | 49 | 35 | 23 255 | 23 011 | 2 210 | 40 592 | 442 | 31 |
| GASOLINE SERVICE STATIONS | | | | | | | | | |
| 5SPT(S54) | TOTAL | 69 | 43 | 4 842 | 3 924 | 317 | 6 281 | 108 | 72 |
| APPAREL, ACCESSORY STORES | | | | | | | | | |
| S6 | TOTAL | 49 | 39 | 6 343 | 6 215 | 1 001 | 17 895 | 295 | 35 |
| S61,S67 | MEN'S, BOYS' APPAREL STORES, CUSTOM TAILORS | 10 | 10 | 1 339 | 1 339 | 152 | 2 522 | 41 | 9 |
| S62-3,S68 | WOMEN'S CLOTHING, SPECIALTY STORES | 18 | 12 | 3 361 | 3 283 | 616 | 11 257 | 191 | 12 |
| S62 | WOMEN'S READY-TO-WEAR STORES | 10 | 8 | 2 526 | 2 518 | 453 | 8 241 | 135 | 5 |
| S63,S68 | WOMEN'S ACCESSORY, SPECIALTY STORES, FURRIERS | 8 | 4 | 835 | 765 | 163 | 3 016 | 56 | 7 |

Standard Notes: - Represents zero. (D) Withheld to avoid disclosure. (NA) Not available. (X) Not applicable.
*Nonstore retailers, part of SIC major group 53, are shown separately in this table.

TABLE 5. Counties With 500 Establishments or More: 1963-Continued

| SIC code | County and kind of business | Establishments | | Sales | | Payroll, entire year (\$1,000) | Payroll, workweek ended nearest Nov. 15 (dollars) | Paid employees, workweek ended nearest Nov. 15 (number) | Active proprietors of unincorporated businesses (number) |
|--|---|----------------|-----------------------|-------------------------------------|---------------------------------------|--------------------------------|---|---|--|
| | | Total (number) | With payroll (number) | Total, all establishments (\$1,000) | Establishments with payroll (\$1,000) | | | | |
| WARREN COUNTY--CONTINUED | | | | | | | | | |
| APPAREL, ACCESSORY STORES--CONTINUED | | | | | | | | | |
| S65 | FAMILY CLDTHING STORES | 8 | 6 | 450 | (0) | (0) | (D) | (D) | (0) |
| S66 | SHDE STORES | 10 | 10 | 975 | 975 | 163 | 2 919 | 41 | 4 |
| S64, S69 | DTHR APPAREL, ACCESSORY STDRES | 3 | 1 | 218 | (0) | (D) | (0) | (D) | (0) |
| FURNITURE, HOME FURNISHINGS, EQUIPMENT STDRES | | | | | | | | | |
| 57 | TOTAL | 33 | 25 | 2 345 | 2 281 | 371 | 7 304 | 101 | 30 |
| S71 | FURNITURE, HOME FURNISHINGS STDRES | 16 | 12 | 1 452 | 1 438 | 222 | 4 383 | 61 | 16 |
| S72, S73 | HOUSEHLD APPLIANCE, RAOID, TELEVISIDN, MUSIC STDRES | 17 | 13 | 893 | 843 | 149 | 2 921 | 40 | 14 |
| EATING, DRINKING PLACES | | | | | | | | | |
| 58 | TOTAL | 183 | 147 | 8 131 | 7 561 | 1 530 | 31 370 | 667 | 202 |
| S812 | EATING PLACES | 140 | 108 | 6 384 | 5 890 | 1 260 | 26 321 | 568 | 151 |
| S813 | ORINKING PLACES (ALCOHDLIC BEVERAGES) | 43 | 39 | 1 747 | 1 671 | 270 | 5 049 | 99 | 51 |
| DRUG STORES, PRDPRIETARY STDRES | | | | | | | | | |
| S9PT(S91) | TOTAL | 20 | 20 | 2 159 | 2 159 | 258 | 4 967 | 74 | 22 |
| S91 | ORUG STDRES | 20 | 20 | 2 159 | 2 159 | 258 | 4 967 | 74 | 22 |
| | PRDPRIETARY STDRES | - | - | - | - | - | - | - | - |
| OTHER RETAIL STDRES | | | | | | | | | |
| S9 EX, S91 | TOTAL | 95 | 63 | 5 019 | 4 571 | 572 | 10 936 | 176 | 101 |
| S92 | LIQUOR STDRES | 13 | 13 | 1 125 | 1 125 | 44 | 977 | 26 | 17 |
| S93 | ANTIQUA STDRES, SECDNOHANO STDRES | 12 | 2 | 237 | (D) | (D) | (D) | (D) | (0) |
| S94 | BOOK, STATIONERY STDRES | 4 | 2 | 352 | (0) | (D) | (D) | (D) | (0) |
| S95 | SPDRTING GOODS STORES, BICYCLE SHDPS | 9 | 5 | 484 | 452 | 56 | 1 108 | 17 | 7 |
| S96 | FARM, GARDEN SUPPLY STDRES, INCLUDING FEED STDRES | 1 | 1 | (D) | (D) | (0) | (D) | (0) | (D) |
| S97 | JEWELRY STORES | 11 | 7 | 565 | 523 | 86 | 1 651 | 23 | 9 |
| S98 | FUEL, ICE DEALERS | 9 | 9 | 926 | 926 | 104 | 1 821 | 24 | 8 |
| S99 | DTHR STDRES | 36 | 24 | 1 273 | 1 017 | 189 | 3 634 | 59 | 42 |
| NDNSTORE RETAILERS* | | | | | | | | | |
| S3 PART* | TOTAL | 18 | 6 | 943 | 871 | 102 | 2 014 | 48 | 16 |
| WASHINGTON COUNTY | | | | | | | | | |
| RETAIL TRADE, TOTAL | | | | | | | | | |
| | | 586 | 344 | 47 968 | 42 770 | 3 868 | 78 941 | 1 253 | 638 |
| LUMBER, BUILDING MATERIALS, HAROWARE, FARM EQUIPMENT DEALERS | | | | | | | | | |
| 52 | TOTAL | 39 | 29 | 4 849 | 4 749 | 555 | 11 517 | 138 | 42 |
| S21 | LUMBER AND DTHR BUILDING MATERIALS DEALERS | 12 | 10 | 2 114 | 2 102 | 311 | 6 344 | 72 | 8 |
| S22-S24 | HEATING, PLUMBING, PAINT, ELECTRICAL STORES | 1 | 1 | (0) | (D) | (D) | (0) | (D) | (D) |
| S251 | HARDWARE STDRES | 11 | 7 | (0)- | (D) | (0)- | (D) | (0) | (0) |
| S252 | FARM EQUIPMENT DEALERS | 15 | 11 | 2 225 | 2 203 | 194 | 4 043 | 51 | 18 |
| GENERAL MERCHANOISE GROUP STDRES* | | | | | | | | | |
| S3 PART* | TOTAL | 16 | 12 | 1 363 | 1 291 | 165 | 3 314 | 71 | 15 |
| S31 | DEPARTMENT STORES | - | - | - | - | - | - | - | - |
| S33 | LIMITED PRICE VARIETY STDRES | 10 | 6 | 865 | 793 | 108 | 1 981 | 46 | 9 |
| S39 | MISCELLANEOUS GENERAL MERCHANDISE STORES | 6 | 6 | 498 | 498 | 57 | 1 333 | 25 | 6 |
| FOOD STDRES | | | | | | | | | |
| S4 | TOTAL | 116 | 60 | 13 025 | 11 167 | 774 | 17 669 | 265 | 121 |
| S41 | GROCERY STORES, INCLUDING DELICATESSENS | 94 | 50 | 12 493 | 10 845 | 743 | 16 910 | 248 | 99 |
| S42 | MEAT MARKETS, FISH (SEAFDOD) MARKETS | 3 | 1 | (D) | (D) | (D) | (0) | (D) | (0) |
| S43 | FRUIT STDRES, VEGETABLE MARKETS | 1 | 1 | (D) | (D) | (D) | (0) | (0) | (0) |
| S44 | CANDY, NUT, CONFECTIONERY STORES | 4 | 2 | (D) | (D) | (D) | (0) | (D) | (D) |
| S45-S49 | DTHR FOOD STORES | 14 | 6 | 374 | 256 | 20 | 469 | 10 | 14 |
| AUTOMDIVE DEALERS | | | | | | | | | |
| S5 EX, S54 | TOTAL | 39 | 27 | 6 295 | 5 885 | 461 | 8 679 | 123 | 35 |
| GASOLINE SERVICE STATIONS | | | | | | | | | |
| SSPT(S54) | TOTAL | 78 | 36 | 3 647 | 2 729 | 180 | 3 853 | 75 | 90 |
| APPAREL, ACCESSORY STORES | | | | | | | | | |
| S6 | TOTAL | 28 | 16 | 1 168 | 996 | 124 | 2 146 | 43 | 30 |
| S61, S67 | MEN'S, BOYS' APPAREL STDRES, CUSTOM TAILDRS | 9 | 5 | 313 | 285 | 41 | 681 | 10 | 8 |
| S62-3, S68 | WDMEN'S CLOTHING, SPECIALTY STDRES | 8 | 6 | 462 | 442 | 55 | 994 | 23 | 10 |
| S62 | WOMEN'S READY-TO-WEAR STORES | 6 | 4 | (0) | (D) | (D) | (0) | (D) | (0) |
| S63, S68 | WOMEN'S ACCESSDRY, SPECIALTY STDRES, FURRIERS | 2 | 2 | (D) | (D) | (D) | (0) | (D) | (0) |
| S65 | FAMILY CLOTHING STDRES | 8 | 4 | 268 | 194 | 13 | 194 | 6 | 10 |
| S66 | SHDE STORES | 3 | 1 | (0) | (D) | (D) | (0) | (0) | (D) |
| S64, S69 | DTHR APPAREL, ACCESSORY STDRES | - | - | (D) | (D) | (D) | (D) | (D) | (0) |
| FURNITURE, HOME FURNISHINGS, EQUIPMENT STORES | | | | | | | | | |
| S7 | TOTAL | 8 | 8 | 605 | 605 | 69 | 1 308 | 18 | 7 |
| S71 | FURNITURE, HOME FURNISHINGS STDRES | 4 | 4 | 476 | 476 | 61 | 1 142 | 14 | 3 |
| S72, S73 | HOUSEHLD APPLIANCE, RADIO, TELEVISIDN, MUSIC STDRES | 4 | 4 | 129 | 129 | 8 | 166 | 4 | 4 |

Standard Notes: - Represents zero. (D) Withheld to avoid disclosure. (NA) Not available. (X) Not applicable.
 *Nonstore retailers, part of SIC major group 53, are shown separately in this table.

TABLE 5. Counties With 500 Establishments or More: 1963-Continued

| SIC code | County and kind of business | Establishments | | Sales | | Payroll, entire year (\$1,000) | Payroll, workweek ended nearest Nov. 15 (dollars) | Paid employees, workweek ended nearest Nov. 15 (number) | Active proprietors of unincorporated businesses (number) |
|--|--|----------------|-----------------------|-------------------------------------|---------------------------------------|--------------------------------|---|---|--|
| | | Total (number) | With payroll (number) | Total, all establishments (\$1,000) | Establishments with payroll (\$1,000) | | | | |
| <u>WASHINGTON COUNTY--CONTINUED</u> | | | | | | | | | |
| EATING, DRINKING PLACES | | | | | | | | | |
| 58 | TOTAL | 120 | 72 | 3 665 | 2 675 | 492 | 10 424 | 252 | 149 |
| S812 | EATING PLACES | 87 | 43 | 2 470 | 1 560 | 325 | 6 694 | 170 | 110 |
| S813 | DRINKING PLACES (ALCOHOLIC BEVERAGES) | 33 | 29 | 1 195 | 1 115 | 167 | 3 730 | 82 | 39 |
| DRUG STORES, PROPRIETARY STORES | | | | | | | | | |
| S9PT(S91) | TOTAL | 13 | 13 | 1 371 | 1 371 | 145 | 2 574 | 38 | 15 |
| S91 | DRUG STORES | 12 | 12 | (D) | (D) | (D) | (D) | (D) | (D) |
| | PROPRIETARY STORES | 1 | 1 | (D) | (D) | (D) | (D) | (D) | (D) |
| OTHER RETAIL STORES | | | | | | | | | |
| S9 EX.S91 | TOTAL | 106 | 64 | 11 281 | 10 817 | 848 | 16 431 | 210 | 113 |
| S92 | LIQUOR STORES | 11 | 7 | 614 | 536 | 44 | 788 | 14 | 15 |
| S93 | ANTIQUA STORES, SECONDHAND STORES | 9 | 1 | 45 | (D) | (D) | (D) | (D) | (D) |
| S94 | BODK, STATIONERY STORES | 2 | - | 16 | - | - | - | - | 4 |
| S95 | SPORTING GOODS STORES, BICYCLE SHOPS | 6 | 2 | 116 | (D) | (D) | (D) | (D) | (D) |
| S96 | FARM, GARDEN SUPPLY STORES, INCLUDING FEED STORES | 20 | 18 | 6 934 | 6 900 | 417 | 7 773 | 89 | 13 |
| S97 | JEWELRY STORES | 5 | 3 | 144 | 108 | 5 | 115 | 3 | 6 |
| S98 | FUEL, ICE DEALERS | 26 | 22 | 2 767 | 2 719 | 327 | 6 888 | 78 | 28 |
| S99 | OTHER STORES | 27 | 11 | 6 645 | 437 | 46 | 992 | 23 | 31 |
| NONSTORE RETAILERS* | | | | | | | | | |
| S3 PART* | TOTAL | 23 | 7 | 699 | 485 | 55 | 1 026 | 20 | 21 |
| <u>WAYNE COUNTY</u> | | | | | | | | | |
| RETAIL TRADE, TOTAL | | | | | | | | | |
| | | 761 | 545 | 121 092 | 115 598 | 16 030 | 495 173 | 5 548 | 700 |
| LUMBER, BUILDING MATERIALS, HARDWARE, FARM EQUIPMENT DEALERS | | | | | | | | | |
| S2 | TOTAL | 70 | 54 | 8 612 | 8 328 | 1 180 | 22 734 | 278 | 56 |
| S21 | LUMBER AND OTHER BUILDING MATERIALS DEALERS | 23 | 21 | 4 090 | 4 080 | 658 | 13 074 | 151 | 11 |
| S22-S24 | HEATING, PLUMBING, PAINT, ELECTRICAL STORES | 5 | 1 | 85 | (D) | (D) | (D) | (D) | (D) |
| S251 | HARDWARE STORES | 25 | 17 | 1 372 | (D) | (D) | (D) | (D) | (D) |
| S252 | FARM EQUIPMENT DEALERS | 17 | 15 | 3 065 | 3 029 | 295 | 5 636 | 64 | 11 |
| GENERAL MERCHANDISE GROUP STORES* | | | | | | | | | |
| S3 PART* | TOTAL | 28 | 24 | 4 958 | 4 766 | 581 | 12 016 | 226 | 22 |
| S31 | DEPARTMENT STORES | 1 | 1 | (D) | (D) | (D) | (D) | (D) | (D) |
| S33 | LIMITED PRICE VARIETY STORES | 11 | 11 | 2 165 | 2 165 | 283 | 4 879 | 114 | 5 |
| S39 | MISCELLANEOUS GENERAL MERCHANDISE STORES | 16 | 12 | (D) | (D) | (D) | (D) | (D) | (D) |
| FOOD STORES | | | | | | | | | |
| S4 | TOTAL | 89 | 67 | 21 638 | 20 886 | 1 541 | 28 685 | 443 | 76 |
| S41 | GROCERY STORES, INCLUDING DELICATESSENS | 68 | 52 | 20 117 | 19 399 | 1 364 | 25 003 | 374 | 59 |
| S42 | MEAT MARKETS, FISH (SEAFOOD) MARKETS | 2 | 2 | (D) | (D) | (D) | (D) | (D) | (D) |
| S43 | FRUIT STORES, VEGETABLE MARKETS | 1 | 1 | (D) | (D) | (D) | (D) | (D) | (D) |
| S44 | CANDY, NUT, CONFECTIONERY STORES | 4 | 2 | (D) | (D) | (D) | (D) | (D) | (D) |
| S45-S49 | OTHER FOOD STORES | 14 | 10 | 1 185 | 1 163 | 151 | 3 122 | 59 | 11 |
| AUTOMOTIVE DEALERS | | | | | | | | | |
| S5 EX.S54 | TOTAL | 80 | 62 | 22 350 | 21 132 | 1 534 | 30 421 | 338 | 67 |
| GASOLINE SERVICE STATIONS | | | | | | | | | |
| S5PT(S54) | TOTAL | 87 | 55 | 5 980 | 4 890 | 409 | 8 740 | 152 | 95 |
| APPAREL, ACCESSORY STORES | | | | | | | | | |
| S6 | TOTAL | 47 | 35 | 3 046 | 2 778 | 336 | 6 784 | 113 | 36 |
| S61,S67 | MEN'S, BOYS' APPAREL STORES, CUSTOM TAILORS | 11 | 7 | 711 | 551 | 65 | 1 247 | 16 | 12 |
| S62-S,S68 | WOMEN'S CLOTHING, SPECIALTY STORES | 13 | 11 | 619 | 603 | 84 | 1 654 | 32 | 10 |
| S62 | WOMEN'S READY-TO-WEAR STORES | 10 | 8 | (D) | (D) | (D) | (D) | (D) | (D) |
| S63,S68 | WOMEN'S ACCESSORY, SPECIALTY STORES, FURRIERS | 3 | 3 | (D) | (D) | (D) | (D) | (D) | (D) |
| S65 | FAMILY CLOTHING STORES | 7 | 5 | 922 | 912 | 116 | 2 108 | 35 | 4 |
| S66 | SHOE STORES | 15 | 11 | (D) | (D) | (D) | (D) | (D) | (D) |
| S64,S69 | OTHER APPAREL, ACCESSORY STORES | 1 | 1 | (D) | (D) | (D) | (D) | (D) | (D) |
| FURNITURE, HOME FURNISHINGS, EQUIPMENT STORES | | | | | | | | | |
| S7 | TOTAL | 43 | 27 | 2 940 | 2 726 | 366 | 7 020 | 85 | 38 |
| S71 | FURNITURE, HOME FURNISHINGS STORES | 17 | 11 | 1 454 | 1 384 | 153 | 2 855 | 36 | 18 |
| S72,S73 | HOUSEHOLD APPLIANCE, RADIO, TELEVISION, MUSIC STORES | 26 | 16 | 1 486 | 1 342 | 213 | 4 165 | 49 | 20 |
| EATING, DRINKING PLACES | | | | | | | | | |
| S8 | TOTAL | 142 | 112 | 4 829 | 4 357 | 864 | 18 715 | 437 | 158 |
| S812 | EATING PLACES | 96 | 70 | 3 381 | 2 969 | 676 | 14 985 | 345 | 104 |
| S813 | DRINKING PLACES (ALCOHOLIC BEVERAGES) | 46 | 42 | 1 448 | 1 388 | 188 | 3 730 | 92 | 54 |

Standard Notes: - Represents zero. (D) Withheld to avoid disclosure. (NA) Not available. (X) Not applicable.
 *Nonstore retailers, part of SIC major group 53, are shown separately in this table.

TABLE 5. Counties With 500 Establishments or More: 1963-Continued

| SIC code | County and kind of business | Establishments | | Sales | | Payroll, entire year (\$1,000) | Payroll, workweek ended nearest Nov. 15 (dollars) | Paid employees, workweek ended nearest Nov. 15 (number) | Active proprietors of unincorporated businesses (number) |
|---|--|----------------|-----------------------|-------------------------------------|---------------------------------------|--------------------------------|---|---|--|
| | | Total (number) | With payroll (number) | Total, all establishments (\$1,000) | Establishments with payroll (\$1,000) | | | | |
| WAYNE COUNTY--CONTINUED | | | | | | | | | |
| DRUG STORES, PROPRIETARY STORES | | | | | | | | | |
| 59PT(591) | TOTAL | 17 | 17 | 2 464 | 2 464 | 384 | 6 514 | 90 | 11 |
| 591 | DRUG STORES | 15 | 15 | (D) | (D) | (D) | (D) | (D) | (D) |
| | PROPRIETARY STORES | 2 | 2 | (D) | (D) | (D) | (D) | (D) | (D) |
| OTHER RETAIL STORES | | | | | | | | | |
| 59 EX.591 | TOTAL | 129 | 79 | 9 110 | (D) | (D) | (D) | (D) | (D) |
| 592 | LIQUOR STORES | 15 | 11 | 883 | 743 | 51 | 968 | 18 | 17 |
| 593 | ANTIQUe STORES, SECONDHAND STORES | 12 | 4 | 337 | (D) | (D) | (D) | (D) | (D) |
| 594 | BOOK, STATIONERY STORES | 1 | 1 | (D) | (D) | (D) | (D) | (D) | (D) |
| 595 | SPORTING GOODS STORES, BICYCLE SHOPS | 6 | 2 | (D) | (D) | (D) | (D) | (D) | (D) |
| 596 | FARM, GARDEN SUPPLY STORES, INCLUDING FEEO STORES | 27 | 19 | 4 209 | 4 179 | 326 | 6 279 | 80 | 17 |
| 597 | JEWELRY STORES | 13 | 9 | 546 | 422 | 35 | 718 | 13 | 11 |
| 598 | FUEL, ICE DEALERS | 23 | 19 | 2 209 | 2 115 | 234 | 5 273 | 59 | 22 |
| 599 | OTHER STORES | 32 | 14 | 725 | 447 | 83 | 1 590 | 30 | 32 |
| NONSTORE RETAILERS* | | | | | | | | | |
| 53 PART* | TOTAL | 29 | 13 | 35 165 | (D) | (D) | (D) | (D) | (D) |
| WESTCHESTER COUNTY | | | | | | | | | |
| RETAIL TRADE, TOTAL | | | | | | | | | |
| | | 8 035 | 5 885 | 1 452 526 | 1 387 544 | 166 055 | 3 288 852 | 43 845 | 6 311 |
| LUMBER, BUILDING MATERIALS, HARDWARE, FARM EQUIPMENT DEALERS | | | | | | | | | |
| 52 | TOTAL | 317 | 247 | 46 014 | 44 204 | 6 333 | 122 943 | 1 163 | 197 |
| 521 | LUMBER YARDS | 44 | 44 | 16 559 | 16 559 | 2 267 | 42 974 | 339 | 11 |
| | BUILDING MATERIALS DEALERS | 41 | 29 | 3 845 | 3 653 | 508 | 11 268 | 102 | 21 |
| 522 | HEATING, PLUMBING EQUIPMENT DEALERS | 16 | 10 | 2 834 | 2 682 | 356 | 5 739 | 41 | 12 |
| 523 | PAINT, GLASS, WALLPAPER STORES | 81 | 65 | 6 908 | 6 292 | 883 | 17 029 | 182 | 52 |
| 524 | ELECTRICAL SUPPLY STORES | 6 | 4 | 521 | 435 | 61 | 1 265 | 15 | 4 |
| 5251 | HARDWARE STORES | 122 | 90 | 14 019 | 13 267 | 2 019 | 40 268 | 445 | 94 |
| 5252 | FARM EQUIPMENT DEALERS | 7 | 5 | 1 328 | 1 316 | 239 | 4 400 | 39 | 3 |
| GENERAL MERCHANDISE GROUP STORES* | | | | | | | | | |
| 53 PART* | TOTAL | 209 | 167 | 232 375 | 231 291 | 25 530 | 521 114 | 8 775 | 141 |
| 531 | DEPARTMENT STORES | 17 | 17 | 184 883 | 184 883 | 18 994 | 398 035 | 6 480 | - |
| 533 | LIMITED PRICE VARIETY STORES | 68 | 62 | 22 831 | 22 589 | 3 699 | 69 038 | 1 546 | 42 |
| 539 | GENERAL MERCHANDISE STORES | 55 | 35 | 19 400 | 18 900 | 2 185 | 41 827 | 558 | 36 |
| | DRY GOODS STORES | 50 | 42 | 4 511 | 4 291 | 567 | 10 495 | 159 | 45 |
| | SEWING, NEEDLEWORK STORES | 19 | 11 | 750 | 628 | 85 | 1 719 | 32 | 18 |
| FOOD STORES | | | | | | | | | |
| 54 | TOTAL | 1 425 | 873 | 354 759 | 332 139 | 29 108 | 572 760 | 7 500 | 1 163 |
| 541 | GROCERY STORES, INCLUDING DELICATESSENS | 904 | 550 | 315 149 | 299 069 | 24 539 | 478 481 | 6 182 | 705 |
| 542 | MEAT MARKETS | 187 | 107 | 17 410 | 14 270 | 1 339 | 26 390 | 320 | 185 |
| | FISH (SEAFOOD) MARKETS | 22 | 12 | (D) | (D) | (D) | (D) | (D) | (D) |
| 543 | FRUIT STORES, VEGETABLE MARKETS | 50 | 24 | 3 076 | 2 168 | 201 | 4 059 | 57 | 51 |
| 544 | CANDY, NUT, CONFECTIONERY STORES | 80 | 42 | 3 108 | 2 112 | 242 | 4 261 | 100 | 50 |
| 545 | DAIRY PRODUCTS STORES | 23 | 17 | 3 338 | 3 086 | 497 | 10 081 | 108 | 19 |
| 546 | RETAIL BAKERIES | 130 | 110 | 9 472 | 8 886 | 2 053 | 44 987 | 668 | 100 |
| 5462 | RETAIL BAKERIES, MANUFACTURING | 110 | 96 | 7 613 | 7 219 | 1 841 | 39 661 | 571 | 91 |
| 5463 | RETAIL BAKERIES, NONMANUFACTURING | 20 | 14 | 1 859 | 1 667 | 212 | 5 326 | 97 | 9 |
| 549 | EGG AND POULTRY DEALERS | 22 | 10 | 968 | 698 | 77 | 1 404 | 20 | 22 |
| | OTHER | 7 | 1 | (D) | (D) | (D) | (D) | (D) | (D) |
| AUTOMOTIVE DEALERS | | | | | | | | | |
| 55 EX.554 | TOTAL | 280 | 240 | 237 307 | 235 705 | 19 106 | 364 137 | 3 185 | 124 |
| 551 | PASSENGER CAR DEALERS, FRANCHISED | 142 | 142 | 216 525 | 216 525 | 16 989 | 317 497 | 2 732 | 31 |
| | DOMESTIC CAR DEALERS | 102 | 102 | 184 246 | 184 246 | 13 989 | 261 564 | 2 206 | 15 |
| | IMPORTED CAR DEALERS | 18 | 18 | 7 782 | 7 782 | 1 034 | 19 171 | 184 | 7 |
| 552 | DOMESTIC AND IMPORTED CAR DEALERS | 22 | 22 | 24 497 | 24 497 | 1 966 | 36 762 | 342 | 9 |
| 553 | PASSENGER CAR DEALERS, NONFRANCHISED | 55 | 21 | 7 472 | 6 032 | 356 | 8 292 | 89 | 49 |
| | TIRE, BATTERY, ACCESSORY DEALERS | 61 | 59 | 9 903 | 9 885 | 1 503 | 33 199 | 309 | 33 |
| | HOME AND AUTO SUPPLY STORES | 3 | 3 | (D) | (D) | (D) | (D) | (D) | (D) |
| 559 | MISCELLANEOUS AIRCRAFT, MARINE, AUTOMOTIVE DEALERS | 19 | 15 | (D) | (D) | (D) | (D) | (D) | (D) |
| | AIRCRAFT, BOAT, MOTORCYCLE DEALERS | 16 | 12 | 2 790 | 2 646 | 214 | 4 223 | 43 | 8 |
| | HOUSEHOLD TRAILER DEALERS | 2 | 2 | (D) | (D) | (D) | (D) | (D) | (D) |
| | OTHER AUTOMOTIVE DEALERS | 1 | 1 | (D) | (D) | (D) | (D) | (D) | (D) |
| GA5DLINe SERVICE STATIDNS | | | | | | | | | |
| 55PT(554) | TOTAL | 736 | 616 | 78 689 | 72 875 | 7 284 | 149 682 | 2 066 | 739 |
| APPAREL, ACCESSORY STORES | | | | | | | | | |
| 56 | TOTAL | 794 | 660 | 109 258 | 106 140 | 15 602 | 324 618 | 4 102 | 511 |
| 561,567 | MEN'S, BOYS' APPAREL STORES, CUSTOM TAILORS | 153 | 131 | 21 614 | 20 898 | 3 144 | 59 068 | 631 | 110 |
| 561 | MEN'S, BOYS' CLOTHING AND FURNISHINGS STORES | 131 | 121 | 21 022 | 20 376 | 3 006 | 55 283 | 597 | 82 |
| 567 | CUSTOM TAILORS | 22 | 10 | 592 | 522 | 138 | 3 785 | 34 | 28 |

Standard Notes: - Represents zero. (D) Withheld to avoid disclosure. (NA) Not available. (X) Not applicable.
 *Nonstore retailers, part of SIC major group 53, are shown separately in this table.

TABLE 5. Counties With 500 Establishments or More: 1963-Continued

| SIC code | County and kind of business | Establishments | | Sales | | Payroll, entire year (\$1,000) | Payroll, workweek ended nearest Nov. 15 (dollars) | Paid employees, workweek ended nearest Nov. 15 (number) | Active proprietors of unincorporated businesses (number) |
|---|---|----------------|-----------------------|-------------------------------------|---------------------------------------|--------------------------------|---|---|--|
| | | Total (number) | With payroll (number) | Total, all establishments (\$1,000) | Establishments with payroll (\$1,000) | | | | |
| WESTCHESTER COUNTY--CONTINUED | | | | | | | | | |
| APPAREL; ACCESSORY STORES CONTINUED | | | | | | | | | |
| 562-3,568 | WOMEN'S CLOTHING, SPECIALTY STORES | 366 | 306 | 54 945 | 53 885 | 8 005 | 159 430 | 2 314 | 230 |
| 562 | WOMEN'S READY-TO-WEAR STORES | 197 | 175 | 41 323 | 40 895 | 5 976 | 117 372 | 1 694 | 122 |
| 563,568 | WOMEN'S ACCESSORY, SPECIALTY STORES, FURRIERS | 169 | 131 | 13 622 | 12 990 | 2 029 | 42 058 | 620 | 108 |
| 563 | MILLINERY STORES | 22 | 14 | (0) | (0) | (0) | (0) | (0) | (0) |
| (| CORSET, LINGERIE STORES | 24 | 20 | 2 327 | 2 259 | 352 | 6 489 | 106 | 19 |
| (| HOSIERY STORES | 21 | 17 | (0) | (0) | (0) | (0) | (0) | (0) |
| (| APPAREL, ACCESSORY, OTHER SPECIALTY STORES | 72 | 64 | 7 122 | 7 048 | 978 | 18 596 | 331 | 39 |
| 568 | FURRIERS, FUR SHOPS | 30 | 16 | 2 435 | 2 187 | 434 | 11 467 | 98 | 23 |
| 565 | FAMILY CLOTHING STORES | 53 | 25 | 8 541 | 7 831 | 1 131 | 42 161 | 355 | 42 |
| 566 | SHOE STORES | 149 | 137 | 18 843 | 18 423 | 2 702 | 51 316 | 594 | 74 |
| | MEN'S SHOE STORES | 15 | 15 | 1 654 | 1 654 | 185 | 3 595 | 39 | 4 |
| | WOMEN'S SHOE STORES | 36 | 36 | 5 859 | 5 859 | 950 | 18 134 | 201 | 12 |
| | CHILDREN'S, JUVENILE'S SHOE STORES | 12 | 12 | 1 020 | 1 020 | 169 | 3 270 | 30 | 7 |
| | FAMILY SHOE STORES | 86 | 74 | 10 310 | 9 890 | 1 398 | 26 317 | 324 | 51 |
| 564 | CHILDREN'S, INFANTS' WEAR STORES | 66 | 60 | 5 134 | (0) | (0) | (0) | (0) | (0) |
| 569 | MISCELLANEOUS APPAREL, ACCESSORY STORES | 7 | 1 | 181 | (0) | (0) | (0) | (0) | (0) |
| FURNITURE, HOME FURNISHINGS, EQUIPMENT STORES | | | | | | | | | |
| 57 | TOTAL | 583 | 423 | 72 528 | 69 198 | 10 016 | 195 867 | 1 998 | 363 |
| 571 | FURNITURE, HOME FURNISHINGS STORES | 421 | 289 | 47 422 | 44 878 | 7 296 | 141 499 | 1 444 | 269 |
| 5712 | FURNITURE STORES | 218 | 144 | 30 402 | 29 096 | 4 627 | 85 451 | 855 | 118 |
| 5713 | FLOOR COVERING STORES | 92 | 70 | 10 854 | 10 214 | 1 628 | 35 621 | 314 | 65 |
| 5714 | DRAPERY, CURTAIN, UPHOLSTERY STORES | 55 | 43 | 2 777 | 2 623 | 579 | 11 763 | 161 | 41 |
| 5715 | CHINA, GLASSWARE, METALWARE STORES | 25 | 13 | 1 619 | 1 527 | 171 | 3 267 | 46 | 20 |
| 5719 | MISCELLANEOUS HOME FURNISHINGS STORES | 31 | 19 | 1 770 | 1 418 | 291 | 5 397 | 68 | 25 |
| 572 | HOUSEHOLD APPLIANCE STORES | 86 | 70 | 16 311 | 15 927 | 1 719 | 34 698 | 344 | 41 |
| 5732 | RADIO, TELEVISION STORES | 42 | 40 | 5 828 | 5 696 | 711 | 13 470 | 143 | 24 |
| 5733 | MUSIC STORES | 34 | 24 | 2 967 | 2 697 | 290 | 6 200 | 67 | 29 |
| | RECORD SHOPS | 11 | 11 | 1 236 | 1 236 | 125 | 2 854 | 31 | 7 |
| | MUSICAL INSTRUMENT STORES | 23 | 13 | 1 731 | 1 461 | 165 | 3 346 | 36 | 22 |
| EATING, DRINKING PLACES | | | | | | | | | |
| 58 | TOTAL | 1 524 | 1 280 | 109 308 | 104 062 | 25 498 | 507 281 | 9 062 | 1 314 |
| 5812 | EATING PLACES | 1 075 | 845 | 88 203 | 83 325 | 21 815 | 428 714 | 7 804 | 896 |
| | RESTAURANTS, LUNCHROOMS | 725 | 599 | 63 961 | 61 035 | 15 980 | 325 040 | 5 728 | 611 |
| | CAFETERIAS | 33 | 33 | 3 178 | 3 178 | 1 306 | 26 407 | 517 | 8 |
| | REFRESHMENT PLACES | 207 | 123 | 12 872 | 11 248 | 2 530 | 36 949 | 796 | 179 |
| 5813 | CATERERS | 110 | 90 | 8 192 | 7 864 | 1 999 | 40 318 | 763 | 98 |
| | DRINKING PLACES (ALCOHOLIC BEVERAGES) | 449 | 435 | 21 105 | 20 737 | 3 683 | 78 567 | 1 258 | 418 |
| DRUG STORES, PROPRIETARY STORES | | | | | | | | | |
| 59PT(591) | TOTAL | 276 | 262 | 35 890 | 35 318 | 5 168 | 99 997 | 1 238 | 195 |
| 591 | DRUG STORES | 267 | 253 | 34 503 | 33 931 | 4 978 | 96 327 | 1 191 | 190 |
| (| PROPRIETARY STORES | 9 | 9 | 1 387 | 1 387 | 190 | 3 670 | 47 | 5 |
| OTHER RETAIL STORES | | | | | | | | | |
| 59 EX,591 | TOTAL | 1 495 | 981 | 135 349 | 119 893 | 15 755 | 309 140 | 3 381 | 1 234 |
| 592 | LIQUOR STORES | 267 | 221 | 34 425 | 30 647 | 2 311 | 41 515 | 508 | 257 |
| 593 | ANTIQUARIAN, SECONHAND STORES | 98 | 52 | 3 177 | 2 571 | 418 | 8 797 | 139 | 37 |
| 5932 | ANTIQUARIAN STORES | 37 | 11 | 676 | 442 | 55 | 1 395 | 23 | 37 |
| 5933 | SECONHAND STORES | 61 | 41 | 2 501 | 2 129 | 363 | 7 402 | 116 | 35 |
| 594 | BOOK, STATIONERY STORES | 212 | 108 | 12 487 | 9 001 | 1 043 | 22 740 | 340 | 189 |
| 5942 | BOOK STORES | 31 | 25 | 2 379 | 2 237 | 296 | 7 292 | 92 | 24 |
| 5943 | STATIONERY STORES | 181 | 83 | 10 108 | 6 764 | 747 | 15 448 | 248 | 165 |
| 595 | SPORTING GOODS STORES, BICYCLE SHOPS | 91 | 61 | 5 558 | 5 144 | 732 | 14 640 | 176 | 77 |
| 5952 | SPORTING GOODS STORES | 78 | 54 | 5 104 | 4 776 | 681 | 13 550 | 160 | 65 |
| 5953 | BICYCLE SHOPS | 13 | 7 | 454 | 368 | 51 | 1 090 | 16 | 12 |
| 5962 | HAY, GRAIN, FEED STORES | 8 | 8 | 654 | 654 | 82 | 1 366 | 17 | 6 |
| 5969 | OTHER FARM SUPPLY STORES | - | - | - | - | - | - | - | - |
| (| GARDEN SUPPLY STORES | 19 | 11 | 3 028 | 2 910 | 391 | 8 079 | 88 | 15 |
| 597 | JEWELRY STORES | 92 | 54 | 5 978 | 5 294 | 902 | 18 279 | 193 | 66 |
| 598 | FUEL, ICE DEALERS | 177 | 101 | 38 845 | 35 779 | 5 573 | 107 327 | 755 | 133 |
| 5982 | COAL AND WOOD DEALERS | 17 | 11 | 3 003 | 2 931 | 423 | 7 509 | 55 | 10 |
| (| ICE DEALERS | 14 | - | 170 | - | - | - | - | 14 |
| 5983 | FUEL OIL DEALERS | 143 | 87 | 34 270 | 31 446 | 4 785 | 92 990 | 647 | 109 |
| 5984 | BOTTLE GAS DEALERS | 3 | 3 | 1 402 | 1 402 | 365 | 6 828 | 53 | - |
| 5992 | FLORISTS | 100 | 80 | 5 443 | 4 857 | 953 | 17 938 | 247 | 86 |
| 5993 | CIGAR STORES, STANOS | 39 | 29 | 2 789 | 2 385 | 196 | 4 416 | 72 | 37 |
| 5994 | NEWS DEALERS, NEWSSTANOS | 29 | 25 | 3 165 | 2 649 | 254 | 5 306 | 112 | 42 |
| 5996 | CAMERA, PHOTOGRAPHIC SUPPLY STORES | 19 | 19 | 2 293 | 2 293 | 244 | 5 188 | 55 | 14 |
| 5997 | GIFT, NOVELTY, SOUVENIR SHOPS | 74 | 48 | 2 768 | 2 356 | 333 | 6 704 | 111 | 53 |
| 5998 | OPTICAL GOODS STORES | 80 | 62 | 3 753 | 3 415 | 837 | 16 664 | 173 | 60 |
| 5999 | TYPEWRITER STORES | 6 | 6 | 564 | 564 | 129 | 2 634 | 27 | 3 |
| (| LUGGAGE, LEATHER GOODS STORES | 19 | 15 | 1 193 | 1 101 | 146 | 3 154 | 40 | 13 |
| (| HOBBY, TOY, GAME SHOPS | 41 | 29 | 4 510 | 4 278 | 552 | 11 546 | 167 | 29 |
| (| RELIGIOUS GOODS STORES | 10 | 2 | 214 | (0) | (0) | (0) | (0) | (0) |
| (| PET SHOPS | 16 | 8 | 769 | 635 | 91 | 1 825 | 26 | 11 |
| (| OTHER | 78 | 42 | 3 736 | (0) | (0) | (0) | (0) | (0) |
| NONSTORE RETAILERS* | | | | | | | | | |
| 53 PART* | TOTAL | 396 | 136 | 41 049 | 36 719 | 6 655 | 121 313 | 1 375 | 330 |
| 532 | MAIL-ORDER HOUSES | 55 | 29 | 9 115 | 8 699 | 859 | 17 131 | 243 | 39 |
| 534 | MERCHANDISE VENDING MACHINE OPERATORS | 43 | 25 | 7 456 | 7 134 | 746 | 14 610 | 147 | 31 |
| 535 | DIRECT SELLING (HOUSE-TO-HOUSE) ORGANIZATIONS | 298 | 82 | 24 478 | 20 886 | 5 050 | 89 572 | 985 | 260 |

Standard Notes: - Represents zero. (D) Withheld to avoid disclosure. (NA) Not available. (X) Not applicable.
 *Nonstore retailers, part of SIC major group 53, are shown separately in this table.

TABLE 6. Cities With 500 Establishments or More: 1963

| SIC code | City and kind of business | Establishments | | Sales | | Payroll, entire year | Payroll, workweek ended nearest Nov. 15 | Paid employees, workweek ended nearest Nov. 15 | Active proprietors of unincorporated businesses |
|---------------|--|----------------|-----------------------|-------------------------------------|---------------------------------------|----------------------|---|--|---|
| | | Total (number) | With payroll (number) | Total, all establishments (\$1,000) | Establishments with payroll (\$1,000) | | | | |
| <u>ALBANY</u> | | | | | | | | | |
| | RETAIL TRADE, TOTAL | 1 389 | 1 035 | 251 606 | 241 442 | 32 587 | 641 610 | 9 574 | 1 110 |
| | LUMBER, BUILDING MATERIALS, HARDWARE, FARM EQUIPMENT DEALERS | | | | | | | | |
| | TOTAL | 38 | 32 | 4 571 | 4 431 | 658 | 13 523 | 133 | 16 |
| S2 | LUMBER AND OTHER BUILDING MATERIALS DEALERS | 12 | 10 | 2 362 | 2 350 | 309 | 6 984 | 62 | 3 |
| S22-S24 | HEATING, PLUMBING, PAINT, ELECTRICAL STORES | 16 | 12 | 1 585 | 1 457 | 262 | 4 999 | 49 | 7 |
| S251 | HARDWARE STORES | 9 | 9 | (D) | (D) | (D) | (O) | (D) | (O) |
| S252 | FARM EQUIPMENT DEALERS | 1 | 1 | (D) | (O) | (O) | (O) | (D) | (D) |
| | GENERAL MERCHANDISE GROUP STORES* | | | | | | | | |
| | TOTAL | 33 | 27 | 38 368 | 38 186 | 5 709 | 117 874 | 1 939 | 17 |
| S3 PART* | DEPARTMENT STORES | 5 | 5 | 31 565 | 31 565 | 4 496 | 94 882 | 1 480 | - |
| S33 | LIMITED PRICE VARIETY STORES | 10 | 10 | 5 714 | 5 714 | 1 074 | 19 670 | 415 | 3 |
| S39 | MISCELLANEOUS GENERAL MERCHANDISE STORES | 18 | 12 | 1 089 | 907 | 139 | 3 322 | 44 | 14 |
| | FOOD STORES | | | | | | | | |
| | TOTAL | 275 | 151 | 49 289 | 44 183 | 4 141 | 76 807 | 1 311 | 238 |
| S4 | GROCERY STORES, INCLUDING DELICATESSENS | 196 | 90 | 44 224 | 39 508 | 3 452 | 63 250 | 1 063 | 192 |
| S42 | MEAT MARKETS, FISH (SEAFOOD) MARKETS | 26 | 16 | 1 873 | 1 623 | 179 | 3 402 | 48 | 21 |
| S43 | FRUIT STORES, VEGETABLE MARKETS | 9 | 7 | 412 | 400 | 50 | 873 | 12 | 4 |
| S44 | CANDY, NUT, CONFECTIONERY STORES | 18 | 14 | 697 | 577 | 68 | 1 343 | 37 | 8 |
| S45-S49 | OTHER FOOD STORES | 26 | 24 | 2 083 | 2 075 | 392 | 7 939 | 151 | 13 |
| | AUTOMOTIVE DEALERS | | | | | | | | |
| S5 EX.SS4 | TOTAL | 45 | 33 | 51 816 | 51 482 | 4 795 | 88 386 | 868 | 18 |
| | GASOLINE SERVICE STATIONS | | | | | | | | |
| S5PT(SS4) | TOTAL | 76 | 72 | 9 670 | 9 188 | 992 | 19 844 | 300 | 76 |
| | APPAREL, ACCESSORY STORES | | | | | | | | |
| | TOTAL | 139 | 123 | 26 438 | 26 200 | 4 058 | 80 933 | 1 234 | 84 |
| S6 | MEN'S, BOYS' APPAREL STORES, CUSTOM TAILORS | 30 | 24 | 5 907 | 5 855 | 930 | 16 319 | 211 | 18 |
| S61-S67 | WOMEN'S CLOTHING, SPECIALTY STORES | 55 | 51 | 13 518 | 13 502 | 2 062 | 40 845 | 715 | 37 |
| S62-3,568 | WOMEN'S READY-TO-WEAR STORES | 26 | 24 | 10 830 | 10 822 | 1 748 | 34 201 | 599 | 15 |
| S63,S68 | WOMEN'S ACCESSORY, SPECIALTY STORES, FURRIERS | 29 | 27 | 2 688 | 2 680 | 314 | 6 644 | 116 | 22 |
| S65 | FAMILY CLOTHING STORES | 12 | 10 | 2 289 | 2 215 | 412 | 8 041 | 111 | 5 |
| S66 | SHOE STORES | 32 | 30 | 3 665 | 3 657 | 502 | 10 342 | 136 | 16 |
| S64,S69 | OTHER APPAREL, ACCESSORY STORES | 10 | 8 | 1 059 | 971 | 152 | 5 386 | 61 | 8 |
| | FURNITURE, HOME FURNISHINGS, EQUIPMENT STORES | | | | | | | | |
| | TOTAL | 70 | 58 | 12 020 | 11 556 | 2 100 | 41 413 | 425 | 44 |
| S71 | FURNITURE, HOME FURNISHINGS STORES | 41 | 33 | 8 698 | 8 320 | 1 650 | 32 691 | 324 | 24 |
| S72,S73 | HOUSEHOLD APPLIANCE, RADIO, TELEVISION, MUSIC STORES | 29 | 25 | 3 322 | 3 236 | 450 | 8 722 | 101 | 20 |
| | EATING, DRINKING PLACES | | | | | | | | |
| | TOTAL | 360 | 304 | 21 040 | 20 194 | 4 875 | 103 351 | 2 021 | 331 |
| S812 | EATING PLACES | 219 | 169 | 15 045 | 14 277 | 3 846 | 81 164 | 1 609 | 196 |
| S813 | DRINKING PLACES (ALCOHOLIC BEVERAGES) | 141 | 135 | 5 995 | 5 917 | 1 029 | 22 187 | 412 | 135 |
| | DRUG STORES, PROPRIETARY STORES | | | | | | | | |
| | TOTAL | 50 | 50 | 6 417 | 6 417 | 859 | 16 562 | 310 | 46 |
| S9PT(S91) | DRUG STORES | 49 | 49 | (O) | (O) | (O) | (O) | (D) | (D) |
| S91 | PROPRIETARY STORES | 1 | 1 | (O) | (O) | (D) | (D) | (O) | (D) |
| | OTHER RETAIL STORES | | | | | | | | |
| | TOTAL | 259 | 165 | 24 816 | 22 948 | 3 411 | 62 755 | 772 | 212 |
| S92 | LIQUOR STORES | 37 | 33 | 3 829 | 3 619 | 238 | 4 788 | 93 | 39 |
| S93 | ANTIQUA STORES, SECONDHAND STORES | 19 | 9 | 987 | 689 | 140 | 2 976 | 44 | 17 |
| S94 | BOOK, STATIONERY STORES | 12 | 10 | 1 254 | 1 234 | 204 | 4 732 | 67 | 9 |
| S95 | SPORTING GOODS STORES, BICYCLE SHOPS | 12 | 6 | 864 | 812 | 145 | 3 104 | 30 | 6 |
| S96 | FARM, GARDEN SUPPLY STORES, INCLUDING FEED STORES | 2 | 2 | (O) | (D) | (O) | (O) | (O) | (D) |
| S97 | JEWELRY STORES | 29 | 23 | 2 000 | 1 924 | 345 | 6 572 | 87 | 18 |
| S98 | FUEL, ICE DEALERS | 22 | 18 | 5 679 | 5 637 | 1 016 | 17 837 | 171 | 6 |
| S99 | OTHER STORES | 126 | 62 | (D) | (D) | (D) | (O) | (O) | (O) |
| | NONSTORE RETAILERS* | | | | | | | | |
| S3 PART* | TOTAL | 44 | 20 | 7 161 | 6 657 | 989 | 20 162 | 261 | 28 |

Standard Notes: - Represents zero. (D) Withheld to avoid disclosure. (NA) Not available. (X) Not applicable.
 *Nonstore retailers, part of SIC major group 53, are shown separately in this table.

TABLE 6. Cities With 500 Establishments or More: 1963-Continued

| SIC code | City and kind of business | Establishments | | Sales | | Payroll, entire year (\$1,000) | Payroll, workweek ended nearest Nov. 15 (dollars) | Paid employees, workweek ended nearest Nov. 15 (number) | Active proprietors of unincorporated businesses (number) |
|-------------------|--|----------------|-----------------------|-------------------------------------|---------------------------------------|--------------------------------|---|---|--|
| | | Total (number) | With payroll (number) | Total, all establishments (\$1,000) | Establishments with payroll (\$1,000) | | | | |
| BINGHAMTON | | | | | | | | | |
| | RETAIL TRADE, TOTAL | 878 | 634 | 156 748 | 151 494 | 20 758 | 405 258 | 5 869 | 818 |
| | LUMBER, BUILDING MATERIALS, HARDWARE, FARM EQUIPMENT DEALERS | | | | | | | | |
| | TOTAL | 23 | 19 | 5 981 | 5 895 | 822 | 15 530 | 177 | 12 |
| 52 | LUMBER AND OTHER BUILDING MATERIALS DEALERS | 7 | 7 | 2 755 | 2 755 | 374 | 6 450 | 63 | 3 |
| 522-524 | HEATING, PLUMBING, PAINT, ELECTRICAL STORES | 10 | 8 | 1 963 | 1 883 | 331 | 6 531 | 78 | 5 |
| 5251 | HARDWARE STORES | 6 | 4 | 1 263 | 1 257 | 117 | 2 549 | 36 | 4 |
| 5252 | FARM EQUIPMENT DEALERS | - | - | - | - | - | - | - | - |
| | GENERAL MERCHANDISE GROUP STORES* | | | | | | | | |
| | TOTAL | 15 | 15 | 28 924 | 28 924 | 4 972 | 93 215 | 1 678 | 2 |
| 53 PART* | DEPARTMENT STORES | 6 | 6 | 24 652 | 24 652 | 4 224 | 79 742 | 1 416 | - |
| 533 | LIMITED PRICE VARIETY STORES | 4 | 4 | 2 313 | 2 313 | 482 | 8 658 | 174 | - |
| 539 | MISCELLANEOUS GENERAL MERCHANDISE STORES | 5 | 5 | 1 959 | 1 959 | 266 | 4 815 | 88 | 2 |
| | FOOD STORES | | | | | | | | |
| | TOTAL | 147 | 95 | 28 069 | 26 217 | 1 983 | 36 458 | 563 | 143 |
| 54 | GROCERY STORES, INCLUDING DELICATESSENS | 120 | 72 | 26 741 | 24 971 | 1 709 | 31 100 | 457 | 116 |
| 542 | MEAT MARKETS, FISH (SEAFOOD) MARKETS | 7 | 3 | (0) | (0) | (0) | (0) | (0) | (0) |
| 543 | FRUIT STORES, VEGETABLE MARKETS | 2 | 2 | (0) | (0) | (0) | (0) | (0) | (0) |
| 544 | CANDY, NUT, CONFECTIONERY STORES | 5 | 5 | 173 | 173 | 25 | 425 | 11 | 2 |
| 545-549 | OTHER FOOD STORES | 13 | 13 | 618 | 602 | 214 | 4 308 | 84 | 15 |
| | AUTOMOTIVE DEALERS | | | | | | | | |
| 55 EX.554 | TOTAL | 53 | 37 | 34 212 | 33 740 | 3 604 | 71 363 | 625 | 29 |
| | GASOLINE SERVICE STATIONS | | | | | | | | |
| 55PT(554) | TOTAL | 79 | 61 | 6 186 | 5 750 | 509 | 10 765 | 202 | 90 |
| | APPAREL, ACCESSORY STORES | | | | | | | | |
| | TOTAL | 58 | 54 | 8 445 | 8 405 | 1 308 | 23 724 | 384 | 40 |
| 561,567 | MEN'S, BOYS' APPAREL STORES, CUSTOM TAILORS | 11 | 11 | 2 256 | 2 256 | 346 | 6 183 | 88 | 9 |
| 562-3,568 | WOMEN'S CLOTHING, SPECIALTY STORES | 23 | 21 | 3 385 | 3 375 | 562 | 10 146 | 172 | 17 |
| 562 | WOMEN'S READY-TO-WEAR STORES | 18 | 18 | (0) | (0) | (0) | (0) | (0) | (0) |
| 563,568 | WOMEN'S ACCESSORY, SPECIALTY STORES, FURRIERS | 5 | 3 | (0) | (0) | (0) | (0) | (0) | (0) |
| 565 | FAMILY CLOTHING STORES | 3 | 1 | (0) | (0) | (0) | (0) | (0) | (0) |
| 566 | SHOE STORES | 18 | 18 | 1 933 | 1 933 | 290 | 5 308 | 81 | 10 |
| 564,569 | OTHER APPAREL, ACCESSORY STORES | 3 | 3 | (0) | (0) | (0) | (0) | (0) | (0) |
| | FURNITURE, HOME FURNISHINGS, EQUIPMENT STORES | | | | | | | | |
| | TOTAL | 58 | 42 | 8 953 | 8 679 | 1 318 | 27 028 | 312 | 35 |
| 571 | FURNITURE, HOME FURNISHINGS STORES | 36 | 28 | 6 874 | 6 776 | 1 098 | 22 661 | 265 | 18 |
| 572,573 | HOUSEHOLD APPLIANCE, RADIO, TELEVISION, MUSIC STORES | 22 | 14 | 2 079 | 1 903 | 220 | 4 367 | 47 | 17 |
| | EATING, DRINKING PLACES | | | | | | | | |
| | TOTAL | 241 | 191 | 11 211 | 10 461 | 2 329 | 48 205 | 1 046 | 265 |
| 5812 | EATING PLACES | 154 | 106 | 7 107 | 6 375 | 1 655 | 35 094 | 754 | 166 |
| 5813 | DRINKING PLACES (ALCOHOLIC BEVERAGES) | 87 | 85 | 4 104 | 4 086 | 674 | 13 111 | 292 | 99 |
| | DRUG STORES, PROPRIETARY STORES | | | | | | | | |
| | TOTAL | 17 | 17 | 2 491 | 2 491 | 369 | 6 622 | 106 | 17 |
| 59PT(591) | DRUG STORES | 17 | 17 | 2 491 | 2 491 | 369 | 6 622 | 106 | 17 |
| 591 | PROPRIETARY STORES | - | - | - | - | - | - | - | - |
| | OTHER RETAIL STORES | | | | | | | | |
| | TOTAL | 147 | 85 | 10 467 | 9 437 | 1 242 | 23 022 | 312 | 156 |
| 592 | LIQUOR STORES | 18 | 16 | 1 826 | 1 560 | 93 | 1 640 | 37 | 23 |
| 593 | ANTIQUA STORES, SECONOHANO STORES | 15 | 1 | (0) | (0) | (D) | (D) | (0) | (0) |
| 594 | BOOK, STATIONERY STORES | 2 | 2 | (0) | (0) | (0) | (D) | (0) | (D) |
| 595 | SPORTING GOODS STORES, BICYCLE SHOPS | 12 | 4 | 681 | (0) | (0) | (0) | (D) | (D) |
| 596 | FARM, GARDEN SUPPLY STORES, INCLUDING FEEO STORES | 4 | 4 | 988 | 988 | 83 | 1 457 | 18 | 3 |
| 597 | JEWELRY STORES | 20 | 10 | 1 295 | 1 063 | 172 | 2 971 | 41 | 21 |
| 598 | FUEL, ICE DEALERS | 12 | 8 | 2 039 | 1 949 | 248 | 5 395 | 54 | 10 |
| 599 | OTHER STORES | 64 | 40 | 3 154 | 2 940 | 563 | 10 135 | 140 | 70 |
| | NONSTORE RETAILERS* | | | | | | | | |
| 53 PART* | TOTAL | 40 | 18 | 11 809 | 11 495 | 2 302 | 49 326 | 464 | 29 |

Standard Notes: - Represents zero. (D) Withheld to avoid disclosure. (NA) Not available. (X) Not applicable.
 *Nonstore retailers, part of SIC major group 53, are shown separately in this table.

TABLE 6. Cities With 500 Establishments or More: 1963—Continued

| SIC code | City and kind of business | Establishments | | Sales | | Payroll, entire year (\$1,000) | Payroll, workweek ended nearest Nov. 15 (dollars) | Paid employees, workweek ended nearest Nov. 15 (number) | Active proprietors of unincorporated businesses (number) |
|------------|--|----------------|--------------|---------------------------|-----------------------------|--------------------------------|---|---|--|
| | | Total | With payroll | Total, all establishments | Establishments with payroll | | | | |
| | | (number) | (number) | (\$1,000) | (\$1,000) | | | | |
| | <u>BUFFALO</u> | | | | | | | | |
| | RETAIL TRADE, TOTAL | 75 332 | 73 582 | 701 385 | 659 905 | 91 973 | 1 866 669 | 28 914 | 4 834 |
| | LUMBER, BUILDING MATERIALS, HARDWARE, FARM EQUIPMENT DEALERS | | | | | | | | |
| 52 | TOTAL | 173 | 111 | 21 942 | 20 940 | 3 376 | 63 818 | 652 | 126 |
| 521 | LUMBER YARDS | 23 | 23 | 9 622 | 9 622 | 1 418 | 25 535 | 227 | 7 |
| | BUILDING MATERIALS DEALERS | 20 | 16 | 4 413 | 4 399 | 771 | 15 944 | 154 | 14 |
| 522 | HEATING, PLUMBING EQUIPMENT DEALERS | 15 | 9 | (D) | (D) | (D) | (D) | (D) | (D) |
| 523 | PAINT, GLASS, WALLPAPER STORES | 34 | 20 | 2 552 | 2 212 | 342 | 6 485 | 69 | 27 |
| 524 | ELECTRICAL SUPPLY STORES | 3 | 3 | (D) | (D) | (D) | (D) | (D) | (D) |
| 5251 | HARDWARE STORES | 78 | 40 | 3 804 | 2 894 | 542 | 9 955 | 141 | 64 |
| 5252 | FARM EQUIPMENT DEALERS | - | - | - | - | - | - | - | - |
| | GENERAL MERCHANDISE GROUP STORES* | | | | | | | | |
| 53 PART* | TOTAL | 78 | 70 | (D) | (D) | (D) | (D) | (D) | (D) |
| 531 | DEPARTMENT STORES | 10 | 10 | (D) | (D) | (D) | (D) | (D) | (D) |
| 533 | LIMITED PRICE VARIETY STORES | 33 | 31 | 12 309 | 12 303 | 2 047 | 37 234 | 861 | 16 |
| 539 | GENERAL MERCHANDISE STORES | 26 | 24 | 10 093 | 10 075 | 1 180 | 26 649 | 376 | 11 |
| | DRY GOODS STORES | 5 | 5 | 423 | 423 | 56 | 1 112 | 20 | 6 |
| | SEWING, NEEDLEWORK STORES | 4 | - | 34 | - | - | - | - | 6 |
| | FOOD STORES | | | | | | | | |
| 54 | TOTAL | 1 298 | 620 | 163 508 | 142 640 | 12 684 | 247 968 | 3 946 | 1 309 |
| 541 | GROCERY STORES, INCLUDING DELICATESSENS | 882 | 552 | 136 889 | 118 967 | 9 382 | 183 664 | 2 808 | 901 |
| 542 | MEAT MARKETS | 135 | 91 | 11 701 | 10 349 | 943 | 19 335 | 332 | 146 |
| | FISH (SEAFOOD) MARKETS | 23 | 13 | 2 115 | 2 041 | 206 | 3 696 | 65 | 22 |
| 543 | FRUIT STORES, VEGETABLE MARKETS | 40 | 14 | 1 436 | 952 | 69 | 1 357 | 36 | 44 |
| 544 | CANDY, NUT, CONFECTIONERY STORES | 83 | 53 | 2 491 | 2 001 | 315 | 6 405 | 146 | 63 |
| 545 | DAIRY PRODUCTS STORES | 25 | 17 | 2 018 | 1 890 | 188 | 3 458 | 75 | 15 |
| 546 | RETAIL BAKERIES | 77 | 65 | 5 296 | 5 050 | 1 379 | 26 012 | 422 | 83 |
| 5462 | RETAIL BAKERIES, MANUFACTURING | 57 | 53 | 4 255 | 4 167 | 1 241 | 23 313 | 376 | 63 |
| 5463 | RETAIL BAKERIES, NONMANUFACTURING | 20 | 12 | 1 041 | 883 | 138 | 2 699 | 46 | 20 |
| 549 | EGG AND POULTRY DEALERS | 20 | 10 | 854 | 738 | 54 | 1 024 | 25 | 23 |
| | OTHER | 13 | 5 | 708 | 652 | 148 | 3 017 | 37 | 12 |
| | AUTOMOTIVE DEALERS | | | | | | | | |
| 55 EX. 554 | TOTAL | 159 | 131 | 128 596 | 128 116 | 11 204 | 218 261 | 2 048 | 87 |
| 551 | PASSENGER CAR DEALERS, FRANCHISED | 49 | 49 | 109 566 | 109 566 | 9 024 | 176 033 | 1 627 | 3 |
| | DOMESTIC CAR DEALERS | 41 | 41 | 97 894 | 97 894 | 7 979 | 149 545 | 1 387 | 2 |
| | IMPORTED CAR DEALERS | 3 | 3 | 1 110 | 1 110 | 109 | 2 103 | 28 | 1 |
| | DOMESTIC AND IMPORTED CAR DEALERS | 5 | 5 | 10 562 | 10 562 | 936 | 24 385 | 212 | - |
| 552 | PASSENGER CAR DEALERS, NONFRANCHISED | 57 | 37 | 8 245 | 7 999 | 576 | 11 137 | 126 | 47 |
| 553 | TIRE, BATTERY, ACCESSORY DEALERS | 33 | 25 | 6 943 | 6 709 | 1 194 | 23 546 | 208 | 27 |
| | HOME AND AUTO SUPPLY STORES | 8 | 8 | 847 | 847 | 117 | 2 358 | 31 | 3 |
| 559 | MISCELLANEOUS AIRCRAFT, MARINE, AUTOMOTIVE DEALERS | 12 | 12 | 2 995 | 2 995 | 293 | 5 187 | 56 | 7 |
| | AIRCRAFT, BDAT, MOTORCYCLE DEALERS | 9 | 9 | (D) | (D) | (D) | (D) | (D) | (D) |
| | HOUSEHOLD TRAILER DEALERS | 3 | 3 | (D) | (D) | (D) | (D) | (D) | (D) |
| | OTHER AUTOMOTIVE DEALERS | - | - | (D) | (D) | (D) | (D) | (D) | (D) |
| | GASOLINE SERVICE STATIONS | | | | | | | | |
| 55PT (554) | TOTAL | 401 | 309 | 31 877 | 29 187 | 2 889 | 59 148 | 962 | 418 |
| | APPAREL, ACCESSORY STORES | | | | | | | | |
| 56 | TOTAL | 358 | 280 | 61 000 | 49 948 | 9 196 | 183 972 | 2 759 | 227 |
| 561, 567 | MEN'S, BOYS' APPAREL STORES, CUSTOM TAILORS | 90 | 66 | 13 008 | 12 820 | 2 976 | 59 171 | 717 | 67 |
| 561 | MEN'S, BOYS' CLOTHING AND FURNISHINGS STORES | 61 | 57 | 11 979 | 11 919 | 2 762 | 54 617 | 651 | 39 |
| 567 | CUSTOM TAILORS | 29 | 9 | 1 029 | 901 | 214 | 4 554 | 66 | 28 |
| 562-3, 568 | WOMEN'S CLOTHING, SPECIALTY STORES | 140 | 120 | 27 443 | 27 169 | 4 848 | 94 522 | 1 593 | 79 |
| 562 | WOMEN'S READY-TO-WEAR STORES | 89 | 79 | 23 732 | 23 584 | 4 307 | 83 416 | 1 433 | 45 |
| 563, 568 | WOMEN'S ACCESSORY, SPECIALTY STORES, FURRIERS | 51 | 41 | 3 711 | 3 585 | 541 | 11 106 | 160 | 34 |
| 563 | MILLINERY STORES | 15 | 11 | 682 | 590 | 94 | 1 982 | 39 | 7 |
| | CORSET, LINGERIE STORES | 6 | 2 | (D) | (D) | (D) | (D) | (D) | (D) |
| | HOSIERY STORES | 4 | 4 | (D) | (D) | (D) | (D) | (D) | (D) |
| | APPAREL, ACCESSORY, OTHER SPECIALTY STORES | 9 | 9 | 318 | 318 | 42 | 779 | 15 | 7 |
| 568 | FURRIERS, FUR SHOPS | 17 | 15 | 2 178 | (D) | (D) | (D) | (D) | (D) |
| 565 | FAMILY CLOTHING STORES | 22 | 10 | 1 754 | 1 654 | 205 | 5 388 | 81 | 18 |
| 566 | SHOE STORES | 99 | 77 | 8 938 | 8 048 | 1 147 | 24 317 | 353 | 58 |
| | MEN'S SHOE STORES | 17 | 15 | 1 131 | 1 079 | 134 | 2 304 | 31 | 10 |
| | WOMEN'S SHOE STORES | 12 | 12 | (D) | (D) | (D) | (D) | (D) | (D) |
| | CHILDREN'S, JUVENILES' SHOE STORES | 7 | 5 | (D) | (D) | (D) | (D) | (D) | (D) |
| | FAMILY SHOE STORES | 63 | 45 | 4 894 | 4 482 | 630 | 14 896 | 231 | 39 |
| 564 | CHILDREN'S, INFANTS' WEAR STORES | 5 | 5 | (D) | (D) | (D) | (D) | (D) | (D) |
| 569 | MISCELLANEOUS APPAREL, ACCESSORY STORES | 2 | 2 | (D) | (D) | (D) | (D) | (D) | (D) |
| | FURNITURE, HOME FURNISHINGS, EQUIPMENT STORES | | | | | | | | |
| 57 | TOTAL | 286 | 212 | 35 674 | 33 796 | 5 535 | 109 178 | 1 260 | 186 |
| 571 | FURNITURE, HOME FURNISHINGS STORES | 168 | 122 | 19 777 | 18 515 | 3 373 | 68 376 | 753 | 112 |
| 5712 | FURNITURE STORES | 112 | 78 | 15 343 | 14 313 | 2 355 | 46 226 | 496 | 72 |
| 5713 | FLOOR COVERING STORES | 29 | 25 | 3 194 | 3 080 | 793 | 17 121 | 180 | 17 |
| 5714 | DRAPERY, CURTAIN, UPHOLSTERY STORES | 18 | 14 | 656 | 628 | 133 | 3 114 | 47 | 14 |
| 5715 | CHINA, GLASSWARE, METALWARE STORES | 4 | 2 | 423 | (D) | (D) | (D) | (D) | (D) |
| 5719 | MISCELLANEOUS HOME FURNISHINGS STORES | 5 | 3 | 161 | (D) | (D) | (D) | (D) | (D) |

Standard Notes: - Represents zero. (D) Withheld to avoid disclosure. (NA) Not available. (X) Not applicable. Revised.
 *Nonstore retailers, part of SIC major group 53, are shown separately in this table.

TABLE 6. Cities With 500 Establishments or More: 1963-Continued

| SIC code | City and kind of business | Establishments | | Sales | | Payroll, entire year (\$1,000) | Payroll, workweek ended nearest Nov. 15 (dollars) | Paid employees, workweek ended nearest Nov. 15 (number) | Active proprietors of unincorporated businesses (number) |
|--|---|----------------|-----------------------|-------------------------------------|---------------------------------------|--------------------------------|---|---|--|
| | | Total (number) | With payroll (number) | Total, all establishments (\$1,000) | Establishments with payroll (\$1,000) | | | | |
| BUFFALO--CONTINUED | | | | | | | | | |
| FURNITURE, HOME FURNISHINGS, EQUIPMENT STORES--CON. | | | | | | | | | |
| 572 | HOUSEHOLD APPLIANCE STORES | r56 | r48 | r8 772 | r8 666 | r1 068 | r19 109 | r224 | r32 |
| 5732 | RADIO, TELEVISION STORES | r20 | r18 | r2 845 | r2 805 | r422 | r9 895 | r94 | r11 |
| 5733 | MUSIC STORES | r42 | r24 | r4 280 | r3 810 | r672 | r11 798 | r189 | r31 |
| | RECORD SHOPS | r21 | r13 | r1 011 | r899 | r117 | r2 290 | r46 | r12 |
| | MUSICAL INSTRUMENT STORES | 21 | 11 | 3 269 | 2 911 | 555 | 9 508 | 143 | 19 |
| EATING, DRINKING PLACES | | | | | | | | | |
| 58 | TOTAL | r1 434 | r1 144 | r68 896 | r63 556 | r14 821 | r323 892 | r6 997 | r1 444 |
| 5812 | EATING PLACES | r769 | r533 | r41 170 | r37 072 | r10 312 | r226 920 | r4 910 | r694 |
| | RESTAURANTS, LUNCHROOMS | r601 | r395 | r30 220 | r26 510 | r7 472 | r166 356 | r3 657 | r573 |
| | CAFETERIAS | 40 | 40 | 4 209 | 4 209 | 1 416 | 27 982 | 519 | 10 |
| | REFRESHMENT PLACES | r91 | r65 | r3 331 | r3 019 | r586 | r12 335 | r329 | r79 |
| | CATERERS | 37 | 33 | 3 410 | 3 334 | 838 | 20 247 | 405 | 32 |
| 5813 | DRINKING PLACES (ALCOHOLIC BEVERAGES) | r665 | r611 | r27 726 | r26 484 | r4 509 | r96 972 | r2 087 | r750 |
| DRUG STORES, PROPRIETARY STORES | | | | | | | | | |
| 59PT(591) | TOTAL | r191 | r173 | r28 152 | r27 736 | r3 869 | r77 594 | r1 170 | r132 |
| 591 | DRUG STORES | r185 | r167 | r27 763 | r27 347 | r3 810 | r76 307 | r1 145 | r127 |
| | PROPRIETARY STORES | 6 | 6 | 389 | 389 | 59 | 1 287 | 25 | 5 |
| OTHER RETAIL STORES | | | | | | | | | |
| 59 EX.591 | TOTAL | r770 | r466 | r(0) | r(0) | r(0) | r(0) | r(0) | r(0) |
| 592 | LIQUOR STORES | r168 | r134 | r(0) | r(0) | r(0) | r(0) | r(0) | r(0) |
| 593 | ANTIQUA STORES, SECONDHAND STORES | r89 | r43 | r3 727 | r3 097 | r576 | r11 339 | r172 | r79 |
| 5932 | ANTIQUA STORES | 12 | 4 | 323 | 253 | 30 | 687 | 8 | 11 |
| 5933 | SECONDHAND STORES | r77 | r39 | r3 404 | r2 844 | r546 | r10 652 | r164 | r68 |
| 594 | BOOK, STATIONERY STORES | 25 | 15 | 1 907 | 1 763 | 495 | 11 365 | 171 | 19 |
| 5942 | BOOK STORES | 15 | 7 | 446 | 310 | 47 | 961 | 21 | 13 |
| 5943 | STATIONERY STORES | 10 | 8 | 1 461 | 1 453 | 448 | 10 404 | 150 | 6 |
| 595 | SPORTING GOODS STORES, BICYCLE SHOPS | 26 | 18 | 2 631 | 2 473 | 413 | 8 040 | 89 | 18 |
| 5952 | SPORTING GOODS STORES | 20 | 14 | 2 464 | 2 358 | 400 | 7 683 | 83 | 12 |
| 5953 | BICYCLE SHOPS | 6 | 4 | 167 | 115 | 13 | 357 | 6 | 6 |
| 5962 | HAY, GRAIN, FEED STORES | 1 | 1 | (0) | (0) | (0) | (0) | (0) | (0) |
| 5969 | OTHER FARM SUPPLY STORES | 5 | 3 | 642 | 622 | 24 | 454 | 4 | 5 |
| | GARDEN SUPPLY STORES | 2 | (0) | (0) | (0) | (0) | (0) | (0) | (0) |
| 597 | JEWELRY STORES | r78 | r38 | r4 269 | r3 629 | r725 | r13 676 | r176 | 63 |
| 598 | FUEL, ICE DEALERS | 34 | 20 | 4 190 | 3 922 | 448 | 8 075 | 103 | 31 |
| 5982 | CDAL AND WOOD DEALERS | 19 | 11 | 3 250 | 3 192 | 371 | 6 492 | 80 | 13 |
| | ICE DEALERS | 2 | - | 12 | - | - | - | - | 2 |
| 5983 | FUEL OIL DEALERS | 12 | 8 | (0) | (0) | (0) | (0) | (0) | (0) |
| 5984 | BOTTLE GAS DEALERS | 1 | 1 | (0) | (0) | (0) | (0) | (0) | (0) |
| 5992 | FLORISTS | 83 | 49 | 3 114 | 2 604 | 561 | 9 902 | 184 | 81 |
| 5993 | CIGAR STORES, STANDS | 38 | 20 | 1 619 | 1 245 | 136 | 2 717 | 41 | 35 |
| 5994 | NEWS DEALERS, NEWSSTANDS | 16 | 4 | 312 | (0) | (0) | (0) | (0) | (0) |
| 5996 | CAMERA, PHOTOGRAPHIC SUPPLY STORES | 11 | 9 | 989 | 951 | 73 | 1 403 | 22 | 11 |
| 5997 | GIFT, NOVELTY, SOUVENIR SHOPS | r33 | r13 | r676 | r504 | r72 | r1 379 | r30 | r33 |
| 5998 | OPTICAL GOODS STORES | 70 | 46 | 3 211 | 2 821 | 948 | 17 400 | 172 | 57 |
| 5999 | TYPEWRITER STORES | 2 | 2 | (0) | (0) | (0) | (0) | (0) | (0) |
| | LUGGAGE, LEATHER GOODS STORES | 4 | 4 | (0) | (0) | (0) | (0) | (0) | (0) |
| | HOBBY, TOY, GAME SHOPS | 13 | 7 | 412 | 350 | 37 | 698 | 17 | 17 |
| | RELIGIOUS GOODS STORES | 6 | 6 | (0) | (0) | (0) | (0) | (0) | (0) |
| | PET SHOPS | 3 | 1 | 112 | (0) | (0) | (0) | (0) | (0) |
| | OTHER | r63 | r31 | r2 611 | r2 255 | r417 | r7 892 | r101 | 54 |
| NONSTORE RETAILERS* | | | | | | | | | |
| 53 PART* | TOTAL | r184 | r66 | r14 192 | r12 636 | r2 112 | r47 169 | r563 | r149 |
| 532 | MAIL-ORDER HOUSES | 11 | 7 | 1 181 | 1 135 | 81 | 2 102 | 46 | 7 |
| 534 | MERCHANDISE VENDING MACHINE OPERATORS | r26 | r16 | r5 015 | r4 873 | r1 722 | r18 894 | r196 | r18 |
| 535 | DIRECT SELLING (HOUSE-TO-HOUSE) ORGANIZATIONS | r147 | r43 | r7 996 | r6 628 | r1 309 | r26 173 | r321 | r124 |
| ELMIRA | | | | | | | | | |
| RETAIL TRADE, TOTAL | | | | | | | | | |
| | | 564 | 432 | r93 104 | r89 980 | 10 968 | 217 661 | 3 313 | 499 |
| LUMBER, BUILDING MATERIALS, HARDWARE, FARM EQUIPMENT DEALERS | | | | | | | | | |
| 52 | TOTAL | 19 | 17 | 3 183 | 3 163 | 413 | 8 056 | 97 | 9 |
| 521 | LUMBER AND OTHER BUILDING MATERIALS DEALERS | 7 | 7 | 1 911 | 1 911 | 271 | 5 229 | 56 | 2 |
| 522-524 | HEATING, PLUMBING, PAINT, ELECTRICAL STORES | 9 | 7 | 1 107 | 1 087 | 118 | 2 318 | 31 | 5 |
| 5251 | HARDWARE STORES | 3 | 3 | 165 | 165 | 24 | 509 | 10 | 2 |
| 5252 | FARM EQUIPMENT DEALERS | - | - | - | - | - | - | - | - |
| GENERAL MERCHANDISE GROUP STORES* | | | | | | | | | |
| 53 PART* | TOTAL | 19 | 17 | 18 377 | 18 351 | 2 561 | 52 272 | 843 | 10 |
| 531 | DEPARTMENT STORES | r3 | 3 | (0) | (0) | (0) | (0) | (0) | (0) |
| 533 | LIMITED PRICE VARIETY STORES | 10 | 8 | 2 470 | 2 444 | 411 | 8 321 | 173 | 8 |
| 539 | MISCELLANEOUS GENERAL MERCHANDISE STORES | 6 | 6 | (0) | (0) | (0) | (0) | (0) | (0) |

Standard Notes: - Represents zero. (D) Withheld to avoid disclosure. (NA) Not available. (X) Not applicable. *Revised.
 *Nonstore retailers, part of SIC major group 53, are shown separately in this table.

TABLE 6. Cities With 500 Establishments or More: 1963—Continued

| SIC code | City and kind of business | Establishments | | Sales | | Payroll, entire year (\$1,000) | Payroll, workweek ended nearest Nov. 15 (dollars) | Paid employees, workweek ended nearest Nov. 15 (number) | Active proprietors of unincorporated businesses (number) |
|---|--|-------------------|--------------------------|--|--|-----------------------------------|--|--|---|
| | | Total (number) | With payroll (number) | Total, all establishments (\$1,000) | Establishments with payroll (\$1,000) | | | | |
| ELMIRA--CONTINUED | | | | | | | | | |
| FOOD STORES | | | | | | | | | |
| 54 | TOTAL | 95 | 53 | 16 599 | 15 449 | 1 379 | 27 825 | 464 | 94 |
| 541 | GROCERY STORES, INCLUDING DELICATESSENS | 68 | 36 | 15 443 | 14 461 | 1 152 | 22 986 | 373 | 71 |
| 542 | MEAT MARKETS, FISH (SEAFOOD) MARKETS | 3 | 3 | 195 | 195 | 12 | 242 | 5 | 3 |
| 543 | FRUIT STORES, VEGETABLE MARKETS | 4 | - | 98 | - | - | - | - | 4 |
| 544 | CANDY, NUT, CONFECTIONERY STORES | 9 | 7 | 215 | 191 | 29 | 511 | 13 | 6 |
| 545-549 | OTHER FOOD STORES | 11 | 7 | 648 | 602 | 186 | 4 086 | 73 | 10 |
| AUTOMOTIVE DEALERS | | | | | | | | | |
| 55 EX.554 | TOTAL | 25 | 21 | 19 856 | 19 802 | 1 602 | 33 103 | 314 | 15 |
| GASOLINE SERVICE STATIONS | | | | | | | | | |
| 55PT(554) | TOTAL | 49 | 37 | 4 579 | 4 117 | 313 | 6 526 | 129 | 57 |
| APPAREL, ACCESSORY STORES | | | | | | | | | |
| 56 | TOTAL | 58 | 56 | 8 206 | 8 162 | 1 270 | 23 441 | 434 | 34 |
| 561,567 | MEN'S, BOYS' APPAREL STORES, CUSTOM TAILORS | 13 | 13 | 1 871 | 1 871 | 269 | 4 954 | 91 | 10 |
| 562-3,568 | WOMEN'S CLOTHING, SPECIALTY STORES | 23 | 23 | 4 102 | 4 102 | 701 | 13 250 | 257 | 11 |
| 562 | WOMEN'S READY-TO-WEAR STORES | 14 | 14 | (D) | (D) | (D) | (D) | (D) | (D) |
| 563,568 | WOMEN'S ACCESSORY, SPECIALTY STORES, FURRIERS | 9 | 9 | (D) | (D) | (D) | (D) | (D) | (D) |
| 565 | FAMILY CLOTHING STORES | 3 | 3 | (D) | (D) | (D) | (D) | (D) | (D) |
| 566 | SHOE STORES | 18 | 16 | 1 927 | 1 883 | 268 | 4 543 | 69 | 10 |
| 564,569 | OTHER APPAREL, ACCESSORY STORES | 1 | 1 | (D) | (D) | (D) | (D) | (D) | (D) |
| FURNITURE, HOME FURNISHINGS, EQUIPMENT STORES | | | | | | | | | |
| 57 | TOTAL | 40 | 32 | 5 403 | 4 895 | 894 | 15 530 | 203 | 28 |
| 571 | FURNITURE, HOME FURNISHINGS STORES | 21 | 19 | 3 367 | 3 205 | 671 | 11 174 | 146 | 11 |
| 572,573 | HOUSEHOLD APPLIANCE, RADIO, TELEVISION, MUSIC STORES | 19 | 13 | 2 036 | 1 690 | 223 | 4 356 | 57 | 17 |
| EATING, DRINKING PLACES | | | | | | | | | |
| 58 | TOTAL | 136 | 114 | 5 522 | 5 212 | 877 | 18 761 | 411 | 149 |
| 5812 | EATING PLACES | 63 | 41 | 2 524 | 2 214 | 483 | 10 199 | 244 | 70 |
| 5813 | DRINKING PLACES (ALCOHOLIC BEVERAGES) | 73 | 73 | 2 998 | 2 998 | 394 | 8 562 | 167 | 79 |
| DRUG STORES, PROPRIETARY STORES | | | | | | | | | |
| 59PT(591) | TOTAL | 13 | 11 | 2 016 | 1 942 | 310 | 5 857 | 67 | 10 |
| 591 | DRUG STORES | 11 | 9 | (D) | (D) | (D) | (D) | (D) | (D) |
| (| PROPRIETARY STORES | 2 | 2 | (D) | (D) | (D) | (D) | (D) | (D) |
| OTHER RETAIL STORES | | | | | | | | | |
| 59 EX.591 | TOTAL | 90 | 64 | 5 656 | 5 234 | 714 | 13 716 | 192 | 81 |
| 592 | LIQUOR STORES | 13 | 13 | 907 | 883 | 44 | 836 | 21 | 17 |
| 593 | ANTIQUA STORES, SECONHAND STORES | 7 | 5 | 93 | (D) | (D) | (D) | (D) | (D) |
| 594 | BOOK, STATIONERY STORES | 2 | 2 | (D) | (D) | (D) | (D) | (D) | (D) |
| 595 | SPORTING GOODS STORES, BICYCLE SHOPS | 5 | 3 | 278 | (D) | (D) | (D) | (D) | (D) |
| 596 | FARM, GARDEN SUPPLY STORES, INCLUDING FEED STORES | 2 | 2 | (D) | (D) | (D) | (D) | (D) | (D) |
| 597 | JEWELRY STORES | 10 | 10 | (D) | (D) | (D) | (D) | (D) | (D) |
| 598 | FUEL, ICE DEALERS | 8 | 4 | 341 | 277 | 50 | 650 | 12 | 6 |
| 599 | OTHER STORES | 43 | 25 | 1 632 | 1 342 | 217 | 4 187 | 55 | 42 |
| NONSTORE RETAILERS* | | | | | | | | | |
| 53 PART* | TOTAL | 20 | 10 | 3 707 | 3 653 | 635 | 12 574 | 159 | 12 |
| HEMPSTEAD | | | | | | | | | |
| RETAIL TRADE, TOTAL | | | | | | | | | |
| | | 581 | 499 | 189 445 | 187 465 | 23 840 | 472 189 | 6 253 | 305 |
| LUMBER, BUILDING MATERIALS, HARWARE, FARM EQUIPMENT DEALERS | | | | | | | | | |
| 52 | TOTAL | 18 | 14 | 6 265 | 6 067 | 789 | 14 767 | 132 | 8 |
| 521 | LUMBER AND OTHER BUILDING MATERIALS DEALERS | 8 | 6 | 3 200 | 3 010 | 293 | 5 911 | 39 | 2 |
| 522-524 | HEATING, PLUMBING, PAINT, ELECTRICAL STORES | 4 | 4 | 2 828 | 2 828 | 460 | 8 125 | 82 | - |
| 5251 | HARWARE STORES | 6 | 4 | 237 | 229 | 36 | 731 | 11 | 6 |
| 5252 | FARM EQUIPMENT DEALERS | - | - | - | - | - | - | - | - |
| GENERAL MERCHANDISE GROUP STORES* | | | | | | | | | |
| 53 PART* | TOTAL | 18 | 16 | 62 010 | 61 982 | 7 375 | 144 849 | 2 483 | 4 |
| 531 | DEPARTMENT STORES | 1 | 1 | (D) | (D) | (D) | (D) | (D) | (D) |
| 533 | LIMITED PRICE VARIETY STORES | 4 | 4 | 5 642 | 5 642 | 1 026 | 18 800 | 372 | - |
| 539 | MISCELLANEOUS GENERAL MERCHANDISE STORES | 13 | 11 | (D) | (D) | (D) | (D) | (D) | (D) |
| FOOD STORES | | | | | | | | | |
| 54 | TOTAL | 73 | 53 | 16 643 | 15 903 | 1 438 | 30 880 | 407 | 60 |
| 541 | GROCERY STORES, INCLUDING DELICATESSENS | 34 | 22 | 12 225 | 11 661 | 872 | 20 116 | 271 | 33 |
| 542 | MEAT MARKETS, FISH (SEAFOOD) MARKETS | 19 | 17 | 2 585 | 2 573 | 259 | 5 159 | 53 | 15 |
| 543 | FRUIT STORES, VEGETABLE MARKETS | - | - | - | - | - | - | - | - |
| 544 | CANDY, NUT, CONFECTIONERY STORES | 9 | 3 | 397 | 233 | 28 | 483 | 13 | 9 |
| 545-549 | OTHER FOOD STORES | 11 | 11 | 1 436 | 1 436 | 279 | 5 122 | 70 | 3 |

Standard Notes: - Represents zero. (D) Withheld to avoid disclosure. (NA) Not available. (X) Not applicable. *Revised.
*Nonstore retailers, part of SIC major group 53, are shown separately in this table.

TABLE 6. Cities With 500 Establishments or More: 1963-Continued

| SIC code | City and kind of business | Establishments | | Sales | | Payroll, entire year (\$1,000) | Payroll, workweek ended nearest Nov. 15 (dollars) | Paid employees, workweek ended nearest Nov. 15 (number) | Active proprietors of unincorporated businesses (number) |
|--|--|----------------|-----------------------|-------------------------------------|---------------------------------------|--------------------------------|---|---|--|
| | | Total (number) | With payroll (number) | Total, all establishments (\$1,000) | Establishments with payroll (\$1,000) | | | | |
| <u>HEMPSTEAD--CONTINUED</u> | | | | | | | | | |
| AUTOMOTIVE DEALERS | | | | | | | | | |
| 55 EX.554 | TOTAL | 30 | 26 | 34 836 | 34 776 | 3 132 | 61 498 | 449 | 5 |
| GASOLINE SERVICE STATIONS | | | | | | | | | |
| 55PT (554) | TOTAL | 36 | 30 | 4 458 | 4 380 | 449 | 9 180 | 127 | 28 |
| APPAREL, ACCESSORY STORES | | | | | | | | | |
| 56 | TOTAL | 85 | 83 | 19 472 | 19 452 | 3 164 | 60 518 | 814 | 30 |
| 561,567 | MEN'S, BOYS' APPAREL STORES, CUSTOM TAILORS | 21 | 21 | 6 578 | 6 578 | 1 039 | 20 612 | 198 | 10 |
| 562-3,568 | WOMEN'S CLOTHING, SPECIALTY STORES | 30 | 30 | 6 335 | 6 321 | 1 012 | 19 412 | 327 | 13 |
| 562 | WOMEN'S READY-TO-WEAR STORES | 18 | 18 | 5 277 | 5 277 | 828 | 16 303 | 278 | 9 |
| 563,568 | WOMEN'S ACCESSORY, SPECIALTY STORES, FURRIERS | 12 | 12 | 1 058 | 1 044 | 184 | 3 109 | 49 | 4 |
| 565 | FAMILY CLOTHING STORES | 4 | 2 | (0) | (0) | (0) | (0) | (0) | (0) |
| 566 | SHOE STORES | 27 | 27 | 3 552 | 3 552 | 570 | 10 742 | 129 | 1 |
| 564,569 | OTHER APPAREL, ACCESSORY STORES | 3 | 3 | (0) | (0) | (0) | (0) | (0) | (0) |
| FURNITURE, HOME FURNISHINGS, EQUIPMENT STORES | | | | | | | | | |
| 57 | TOTAL | 63 | 59 | 15 730 | 15 686 | 2 311 | 46 695 | 443 | 19 |
| 571 | FURNITURE, HOME FURNISHINGS STORES | 49 | 45 | 13 557 | 13 513 | 1 992 | 40 116 | 370 | 15 |
| 572,573 | HOUSEHOLD APPLIANCE, RADIO, TELEVISION, MUSIC STORES | 14 | 14 | 2 173 | 2 173 | 319 | 6 579 | 73 | 4 |
| EATING, DRINKING PLACES | | | | | | | | | |
| 58 | TOTAL | 102 | 92 | 8 214 | 7 984 | 2 024 | 40 946 | 706 | 59 |
| 5812 | EATING PLACES | 73 | 63 | 6 366 | 6 136 | 1 736 | 35 423 | 604 | 45 |
| 5813 | DRINKING PLACES (ALCOHOLIC BEVERAGES) | 29 | 29 | 1 848 | 1 848 | 288 | 5 523 | 102 | 14 |
| DRUG STORES, PROPRIETARY STORES | | | | | | | | | |
| 59PT (591) | TOTAL | 15 | 15 | 2 404 | 2 404 | 374 | 7 027 | 79 | 8 |
| 591 | DRUG STORES | 14 | 14 | (0) | (0) | (0) | (0) | (0) | (0) |
| (| PROPRIETARY STORES | 1 | 1 | (0) | (0) | (0) | (0) | (0) | (0) |
| OTHER RETAIL STORES | | | | | | | | | |
| 59 EX.591 | TOTAL | 125 | 99 | 13 058 | 12 496 | 1 849 | 38 241 | 392 | 78 |
| 592 | LIQUOR STORES | 11 | 11 | 1 440 | 1 440 | 95 | 1 577 | 17 | 15 |
| 593 | ANTIQUARIAN, SECONDHAND STORES | 11 | 5 | 418 | 294 | 44 | 899 | 13 | 9 |
| 594 | BOOK, STATIONERY STORES | 10 | 10 | 783 | 783 | 101 | 2 016 | 30 | 3 |
| 595 | SPORTING GOODS STORES, BICYCLE SHOPS | 5 | 5 | 444 | 444 | 58 | 1 214 | 16 | 4 |
| 596 | FARM, GARDEN SUPPLY STORES, INCLUDING FEED STORES | - | - | - | - | - | - | - | - |
| 597 | JEWELRY STORES | 10 | 10 | 1 055 | 1 055 | 168 | 3 595 | 34 | 6 |
| 598 | FUEL, ICE DEALERS | 7 | 7 | 3 101 | 3 101 | 572 | 11 678 | 82 | 2 |
| 599 | OTHER STORES | 71 | 51 | 5 817 | 5 379 | 811 | 17 262 | 200 | 39 |
| NONSTORE RETAILERS* | | | | | | | | | |
| 53 PART* | TOTAL | 16 | 12 | 6 355 | 6 335 | 935 | 17 588 | 221 | 6 |
| <u>JAMESTOWN</u> | | | | | | | | | |
| RETAIL TRADE, TOTAL | | | | | | | | | |
| | | 512 | 396 | 75 395 | 71 899 | 8 917 | 166 486 | 2 788 | 444 |
| LUMBER, BUILDING MATERIALS, HARDWARE, FARM EQUIPMENT DEALERS | | | | | | | | | |
| 52 | TOTAL | 24 | 16 | 3 207 | 2 981 | 443 | 9 035 | 113 | 16 |
| 521 | LUMBER AND OTHER BUILDING MATERIALS DEALERS | 8 | 4 | 2 153 | 1 955 | 298 | 6 381 | 67 | 7 |
| 522-524 | HEATING, PLUMBING, PAINT, ELECTRICAL STORES | 6 | 6 | 275 | 275 | 31 | 760 | 15 | 2 |
| 5251 | HARDWARE STORES | 5 | 3 | 332 | 310 | 45 | 943 | 18 | 4 |
| 5252 | FARM EQUIPMENT DEALERS | 5 | 3 | 447 | 441 | 69 | 951 | 13 | 3 |
| GENERAL MERCHANDISE GROUP STORES* | | | | | | | | | |
| 53 PART* | TOTAL | 15 | 15 | 10 492 | 10 492 | 1 734 | 34 686 | 681 | 6 |
| 531 | DEPARTMENT STORES | 3 | 3 | (0) | (0) | (0) | (0) | (0) | (0) |
| 533 | LIMITED PRICE VARIETY STORES | 5 | 5 | 2 221 | 2 221 | 365 | 7 103 | 155 | 4 |
| 539 | MISCELLANEOUS GENERAL MERCHANDISE STORES | 7 | 7 | (0) | (0) | (0) | (0) | (0) | (0) |
| FOOD STORES | | | | | | | | | |
| 54 | TOTAL | 88 | 56 | 16 028 | 14 838 | 1 351 | 24 075 | 413 | 83 |
| 541 | GROCERY STORES, INCLUDING DELICATESSENS | 56 | 30 | 14 167 | 13 241 | 994 | 17 363 | 263 | 53 |
| 542 | MEAT MARKETS, FISH (SEAFOOD) MARKETS | 9 | 7 | 883 | 677 | 70 | 1 310 | 28 | 9 |
| 543 | FRUIT STORES, VEGETABLE MARKETS | 4 | - | 58 | - | - | - | - | 8 |
| 544 | CANOE, NUT, CONFECTIONERY STORES | 6 | 6 | 140 | 140 | 21 | 492 | 12 | 4 |
| 545-549 | OTHER FOOD STORES | 13 | 13 | 780 | 780 | 266 | 4 910 | 110 | 9 |
| AUTOMOTIVE DEALERS | | | | | | | | | |
| 55 EX.554 | TOTAL | 36 | 24 | 18 195 | 17 829 | 1 544 | 25 269 | 263 | 22 |
| GASOLINE SERVICE STATIONS | | | | | | | | | |
| 55PT (554) | TOTAL | 57 | 49 | 3 755 | 3 301 | 249 | 4 692 | 102 | 59 |

Standard Notes: - Represents zero. (D) Withheld to avoid disclosure. (NA) Not available. (X) Not applicable. ²Revised.
 *Nonstore retailers, part of SIC major group 53, are shown separately in this table.

TABLE 6. Cities With 500 Establishments or More: 1963-Continued

| SIC code | City and kind of business | Establishments | | Sales | | Payroll, entire year (\$1,000) | Payroll, workweek ended nearest Nov. 15 (dollars) | Paid employees, workweek ended nearest Nov. 15 (number) | Active proprietors of unincorporated businesses (number) |
|--|--|----------------|-----------------------|-------------------------------------|---------------------------------------|--------------------------------|---|---|--|
| | | Total (number) | With payroll (number) | Total, all establishments (\$1,000) | Establishments with payroll (\$1,000) | | | | |
| <u>JAMESTOWN--CONTINUED</u> | | | | | | | | | |
| APPAREL, ACCESSORY STORES | | | | | | | | | |
| 56 | TOTAL | 53 | 51 | 7 426 | 7 282 | 975 | 17 742 | 325 | 33 |
| 561,567 | MEN'S, BOYS' APPAREL STORES, CUSTOM TAILORS | 10 | 10 | (0) | (0) | (0) | (0) | (0) | (0) |
| 562-3,568 | WOMEN'S CLOTHING, SPECIALTY STORES | 23 | 23 | 3 485 | 3 485 | 430 | 7 409 | 147 | 16 |
| 562 | WOMEN'S READY-TO-WEAR STORES | 15 | 15 | 3 177 | 3 177 | 393 | 6 684 | 129 | 11 |
| 563,568 | WOMEN'S ACCESSORY, SPECIALTY STORES, FURRIERS | 8 | 8 | 308 | 308 | 37 | 725 | 18 | 5 |
| 565 | FAMILY CLOTHING STORES | 1 | 1 | (0) | (0) | (0) | (0) | (0) | (0) |
| 566 | SHOE STORES | 16 | 14 | 1 532 | 1 392 | 214 | 4 294 | 68 | 10 |
| 564,569 | OTHER APPAREL, ACCESSORY STORES | 3 | 3 | 163 | 163 | 23 | 446 | 11 | 3 |
| FURNITURE, HOME FURNISHINGS, EQUIPMENT STORES | | | | | | | | | |
| 57 | TOTAL | 19 | 19 | 3 864 | 3 864 | 576 | 11 842 | 124 | 10 |
| 571 | FURNITURE, HOME FURNISHINGS STORES | 11 | 11 | 2 484 | 2 484 | 439 | 8 733 | 84 | 4 |
| 572,573 | HOUSEHOLD APPLIANCE, RADIO, TELEVISION, MUSIC STORES | 8 | 8 | 1 380 | 1 380 | 137 | 3 109 | 40 | 6 |
| EATING, DRINKING PLACES | | | | | | | | | |
| 58 | TOTAL | 99 | 91 | 13 790 | 13 648 | 910 | 17 985 | 396 | 107 |
| 5812 | EATING PLACES | 56 | 48 | 11 853 | 11 711 | 579 | 10 586 | 227 | 60 |
| 5813 | DRINKING PLACES (ALCOHOLIC BEVERAGES) | 43 | 43 | 1 937 | 1 937 | 331 | 7 399 | 169 | 47 |
| DRUG STORES, PROPRIETARY STORES | | | | | | | | | |
| 59PT(591) | TOTAL | 14 | 14 | 2 431 | 2 431 | 344 | 6 535 | 106 | 11 |
| 591 | DRUG STORES | 14 | 14 | 2 431 | 2 431 | 344 | 6 535 | 106 | 11 |
| | PROPRIETARY STORES | - | - | - | - | - | - | - | - |
| OTHER RETAIL STORES | | | | | | | | | |
| 59 EX,591 | TOTAL | 92 | 56 | 5 314 | (0) | (0) | (0) | (0) | (0) |
| 592 | LIQUOR STORES | 17 | 9 | 998 | 682 | 29 | 600 | 14 | 18 |
| 593 | ANTIQUA STORES, SECONDHAND STORES | 5 | 1 | 50 | (0) | (0) | (0) | (0) | (0) |
| 594 | BOOK, STATIONERY STORES | 3 | 3 | (0) | (0) | (0) | (0) | (0) | (0) |
| 595 | SPORTING GOODS STORES, BICYCLE SHOPS | 4 | 2 | 240 | (0) | (0) | (0) | (0) | (0) |
| 596 | FARM, GARDEN SUPPLY STORES, INCLUDING FEEO STORES | 2 | 2 | (0) | (0) | (0) | (0) | (0) | (0) |
| 597 | JEWELRY STORES | 11 | 7 | 561 | 527 | 109 | 1 822 | 25 | 6 |
| 598 | FUEL, ICE DEALERS | 4 | 4 | 727 | 727 | 88 | 1 584 | 18 | 2 |
| 599 | OTHER STORES | 46 | 28 | 2 415 | 1 943 | 305 | 5 742 | 105 | 47 |
| NONSTORE RETAILERS* | | | | | | | | | |
| 53 PART* | TOTAL | 15 | 5 | 893 | (0) | (0) | (0) | (0) | (0) |
| <u>MOUNT VERNON</u> | | | | | | | | | |
| RETAIL TRADE, TOTAL | | 1 853 | 1 593 | 116 599 | 107 631 | 13 054 | 257 060 | 3 469 | 676 |
| LUMBER, BUILDING MATERIALS, HARDWARE, FARM EQUIPMENT DEALERS | | | | | | | | | |
| 52 | TOTAL | 21 | 19 | 2 836 | 2 750 | 363 | 7 294 | 73 | 12 |
| 521 | LUMBER AND OTHER BUILDING MATERIALS DEALERS | 5 | 5 | 683 | 683 | 93 | 2 210 | 22 | 2 |
| 522-524 | HEATING, PLUMBING, PAINT, ELECTRICAL STORES | 13 | 11 | 1 615 | 1 529 | 188 | 3 400 | 33 | 7 |
| 5251 | HARDWARE STORES | 3 | 3 | 538 | 538 | 82 | 1 684 | 18 | 3 |
| 5252 | FARM EQUIPMENT DEALERS | - | - | - | - | - | - | - | - |
| GENERAL MERCHANDISE GROUP STORES* | | | | | | | | | |
| 53 PART* | TOTAL | 22 | 16 | 6 750 | 6 606 | 803 | 15 361 | 297 | 22 |
| 531 | DEPARTMENT STORES | 1 | 1 | (0) | (0) | (0) | (0) | (0) | (0) |
| 533 | LIMITED PRICE VARIETY STORES | 7 | 5 | 1 872 | 1 814 | 310 | 5 658 | 145 | 10 |
| 539 | MISCELLANEOUS GENERAL MERCHANDISE STORES | 14 | 10 | (0) | (0) | (0) | (0) | (0) | (0) |
| FOOD STORES | | | | | | | | | |
| 54 | TOTAL | 185 | 109 | 29 605 | 26 585 | 2 417 | 46 814 | 622 | 152 |
| 541 | GROCERY STORES, INCLUDING DELICATESSENS | 112 | 60 | 23 726 | 21 426 | 1 742 | 32 411 | 430 | 90 |
| 542 | MEAT MARKETS, FISH (SEAFOOD) MARKETS | 29 | 19 | 2 690 | 2 310 | 216 | 4 002 | 52 | 29 |
| 543 | FRUIT STORES, VEGETABLE MARKETS | 6 | 4 | 367 | 351 | 33 | 714 | 9 | 7 |
| 544 | CANDY, NUT, CONFECTIONERY STORES | 12 | 6 | 415 | 201 | 19 | 382 | 11 | 9 |
| 545-549 | OTHER FOOD STORES | 26 | 20 | 2 407 | 2 297 | 407 | 9 305 | 120 | 17 |
| AUTOMOTIVE DEALERS | | | | | | | | | |
| 55 EX,554 | TOTAL | 30 | 20 | 24 555 | 24 213 | 1 703 | 34 610 | 257 | 16 |
| GASOLINE SERVICE STATIONS | | | | | | | | | |
| 55PT(554) | TOTAL | 62 | 44 | 5 278 | 4 570 | 405 | 8 313 | 112 | 66 |
| APPAREL, ACCESSORY STORES | | | | | | | | | |
| 56 | TOTAL | 88 | 68 | 7 992 | 7 402 | 1 135 | 21 425 | 307 | 59 |
| 561,567 | MEN'S, BOYS' APPAREL STORES, CUSTOM TAILORS | 17 | 15 | 1 668 | 1 646 | 240 | 4 450 | 56 | 12 |
| 562-3,568 | WOMEN'S CLOTHING, SPECIALTY STORES | 45 | 31 | 3 612 | 3 364 | 574 | 10 897 | 159 | 28 |
| 562 | WOMEN'S READY-TO-WEAR STORES | 25 | 15 | 2 408 | 2 236 | 378 | 6 783 | 103 | 16 |
| 563,568 | WOMEN'S ACCESSORY, SPECIALTY STORES, FURRIERS | 20 | 16 | 1 204 | 1 128 | 196 | 4 114 | 56 | 12 |

Standard Notes: - Represents zero. (D) Withheld to avoid disclosure. (NA) Not available. (X) Not applicable. *Revised.

*Nonstore retailers, part of SIC major group 53, are shown separately in this table.

TABLE 6. Cities With 500 Establishments or More: 1963-Continued

| SIC code | City and kind of business | Establishments | | Sales | | Payroll, entire year (\$1,000) | Payroll, workweek ended nearest Nov. 15 (dollars) | Paid employees, workweek ended nearest Nov. 15 (number) | Active proprietors of unincorporated businesses (number) |
|---|--|----------------|-----------------------|-------------------------------------|---------------------------------------|--------------------------------|---|---|--|
| | | Total (number) | With payroll (number) | Total, all establishments (\$1,000) | Establishments with payroll (\$1,000) | | | | |
| MDUNT VERNON--CONTINUED | | | | | | | | | |
| APPAREL, ACCESSORY STORES--CONTINUED | | | | | | | | | |
| 565 | FAMILY CLOTHING STORES | 6 | 2 | (D) | (0) | (D) | (D) | (D) | (D) |
| 566 | SHOE STORES | 13 | 13 | 1 624 | 1 624 | 230 | 4 152 | 58 | 6 |
| 564+569 | OTHER APPAREL, ACCESSORY STORES | 7 | 7 | (D) | (0) | (D) | (D) | (0) | (0) |
| FURNITURE, HOME FURNISHINGS, EQUIPMENT STORES | | | | | | | | | |
| 57 | TOTAL | 50 | 42 | 6 801 | 6 505 | 923 | 18 501 | 212 | 30 |
| 571 | FURNITURE, HOME FURNISHINGS STORES | 33 | 27 | 4 200 | 3 970 | 665 | 13 246 | 159 | 22 |
| 572+573 | HOUSEHOLD APPLIANCE, RADIO, TELEVISION, MUSIC STORES | 17 | 15 | 2 601 | 2 535 | 258 | 5 255 | 53 | 8 |
| EATING, DRINKING PLACES | | | | | | | | | |
| 58 | TOTAL | 145 | 123 | 18 110 | 17 584 | 1 767 | 37 193 | 818 | 137 |
| 5812 | EATING PLACES | 100 | 80 | 6 300 | 5 804 | 1 490 | 30 471 | 721 | 90 |
| 5813 | DRINKING PLACES (ALCOHOLIC BEVERAGES) | 45 | 43 | 1 810 | 1 780 | 277 | 6 722 | 97 | 47 |
| DRUG STORES, PROPRIETARY STORES | | | | | | | | | |
| 59PT(591) | TOTAL | 34 | 30 | 2 810 | 2 644 | 413 | 8 306 | 117 | 20 |
| 591 | DRUG STORES | 34 | 30 | 2 810 | 2 644 | 413 | 8 306 | 117 | 20 |
| | PROPRIETARY STORES | - | - | - | - | - | - | - | - |
| OTHER RETAIL STORES | | | | | | | | | |
| 59 EX+591 | TOTAL | 179 | 107 | 16 153 | 13 563 | 1 967 | 37 640 | 389 | 136 |
| 592 | LIQUOR STORES | 30 | 24 | 3 417 | 2 759 | 179 | 3 591 | 65 | 27 |
| 593 | ANTIQUA STORES, SECONOHANO STORES | 16 | 10 | 637 | 521 | 94 | 1 815 | 32 | 9 |
| 594 | BOOK, STATIONERY STORES | 34 | 10 | 1 673 | 833 | 117 | 3 426 | 37 | 32 |
| 595 | SPORTING GOODS STORES, BICYCLE SHOPS | 4 | 2 | 110 | (D) | (D) | (D) | (D) | (D) |
| 596 | FARM, GARDEN SUPPLY STORES, INCLUDING FEEO STORES | 3 | 1 | 73 | (D) | (D) | (D) | (0) | (0) |
| 597 | JEWELRY STORES | 12 | 6 | 423 | 327 | 39 | 1 258 | 16 | 11 |
| 598 | FUEL, ICE DEALERS | 33 | 21 | 7 221 | 6 819 | 1 161 | 20 479 | 147 | 16 |
| 599 | OTHER STORES | 47 | 33 | 2 599 | 2 197 | 363 | 6 760 | 88 | 33 |
| NONSTORE RETAILERS* | | | | | | | | | |
| 53 PART* | TOTAL | 37 | 15 | 5 709 | 5 209 | 1 158 | 21 603 | 265 | 26 |
| NEW ROCHELLE | | | | | | | | | |
| RETAIL TRADE, TOTAL | | | | | | | | | |
| | | 712 | 518 | 124 940 | 118 660 | 15 563 | 297 613 | 3 923 | 521 |
| LUMBER, BUILDING MATERIALS, HARDWARE, FARM EQUIPMENT DEALERS | | | | | | | | | |
| 52 | TOTAL | 23 | 15 | 2 267 | 2 057 | 309 | 6 136 | 68 | 14 |
| 521 | LUMBER AND OTHER BUILDING MATERIALS DEALERS | 1 | 1 | (D) | (D) | (0) | (D) | (D) | (D) |
| 522-524 | HEATING, PLUMBING, PAINT, ELECTRICAL STORES | 12 | 8 | (0) | (0) | (0) | (D) | (0) | (D) |
| 5251 | HARDWARE STORES | 10 | 6 | 1 349 | 1 307 | 173 | 3 585 | 40 | 6 |
| 5252 | FARM EQUIPMENT DEALERS | - | - | - | - | - | - | - | - |
| GENERAL MERCHANDISE GROUP STORES* | | | | | | | | | |
| 53 PART* | TOTAL | 20 | 16 | 13 242 | 13 182 | 2 036 | 38 962 | 709 | 9 |
| 531 | DEPARTMENT STORES | 4 | 1 | (D) | (D) | (0) | (D) | (D) | (D) |
| 533 | LIMITED PRICE VARIETY STORES | 4 | 2 | (0) | (D) | (D) | (D) | (D) | (D) |
| 539 | MISCELLANEOUS GENERAL MERCHANDISE STORES | 15 | 13 | 3 588 | 3 550 | 460 | 8 417 | 119 | 7 |
| FOOD STORES | | | | | | | | | |
| 54 | TOTAL | 130 | 84 | 31 915 | 30 205 | 2 734 | 53 840 | 686 | 93 |
| 541 | GROCERY STORES, INCLUDING OELICATESSES | 82 | 48 | 28 062 | 26 760 | 2 284 | 44 020 | 546 | 62 |
| 542 | MEAT MARKETS, FISH (SEAFOOD) MARKETS | 22 | 14 | 2 375 | 2 051 | 218 | 4 100 | 47 | 19 |
| 543 | FRUIT STORES, VEGETABLE MARKETS | 4 | 2 | (0) | (0) | (D) | (0) | (0) | (D) |
| 544 | CANDY, NUT, CONFECTIONERY STORES | 8 | 6 | 387 | 345 | 45 | 860 | 16 | 2 |
| 545-549 | OTHER FOOD STORES | 14 | 14 | (D) | (0) | (D) | (D) | (0) | (0) |
| AUTOMOTIVE DEALERS | | | | | | | | | |
| 55 EX+554 | TOTAL | 24 | 22 | 26 685 | 26 625 | 2 451 | 44 116 | 373 | 11 |
| GASOLINE SERVICE STATIONS | | | | | | | | | |
| 55PT(554) | TOTAL | 53 | 43 | 5 507 | 4 999 | 600 | 11 576 | 150 | 50 |
| APPAREL, ACCESSORY STORES | | | | | | | | | |
| 56 | TOTAL | 74 | 66 | 12 624 | 12 480 | 2 189 | 41 266 | 518 | 42 |
| 561+567 | MEN'S, BOYS' APPAREL STORES, CUSTOM TAILORS | 11 | 11 | 2 349 | 2 349 | 482 | 8 618 | 89 | 7 |
| 562-3+568 | WOMEN'S CLOTHING, SPECIALTY STORES | 39 | 37 | 6 728 | 6 704 | 1 158 | 22 394 | 307 | 20 |
| 562 | WOMEN'S READY-TO-WEAR STORES | 21 | 21 | 4 990 | 4 990 | 814 | 14 037 | 234 | 13 |
| 563+568 | WOMEN'S ACCESSORY, SPECIALTY STORES, FURRIERS | 18 | 16 | 1 738 | 1 714 | 344 | 8 357 | 73 | 7 |
| 565 | FAMILY CLOTHING STORES | 3 | 1 | 544 | (D) | (D) | (D) | (D) | (D) |
| 566 | SHOE STORES | 14 | 12 | 2 406 | 2 368 | 388 | 6 649 | 70 | 9 |
| 564+569 | OTHER APPAREL, ACCESSORY STORES | 7 | 5 | 597 | (0) | (0) | (D) | (D) | (D) |
| FURNITURE, HOME FURNISHINGS, EQUIPMENT STORES | | | | | | | | | |
| 57 | TOTAL | 71 | 49 | 7 843 | 7 469 | 1 198 | 23 449 | 240 | 48 |
| 571 | FURNITURE, HOME FURNISHINGS STORES | 57 | 35 | 6 214 | 5 840 | 1 053 | 20 489 | 205 | 37 |
| 572+573 | HOUSEHOLD APPLIANCE, RADIO, TELEVISION, MUSIC STORES | 14 | 14 | 1 629 | 1 629 | 145 | 2 960 | 35 | 11 |

Standard Notes: - Represents zero. (D) Withheld to avoid disclosure. (NA) Not available. (X) Not applicable. *Revised.
 *Nonstore retailers, part of SIC major group 53, are shown separately in this table.

TABLE 6. Cities With 500 Establishments or More: 1963—Continued

| SIC code | City and kind of business | Establishments | | Sales | | Payroll, entire year (\$1,000) | Payroll, workweek ended nearest Nov. 15 (dollars) | Paid employees, workweek ended nearest Nov. 15 (number) | Active proprietors of unincorporated businesses (number) |
|--|--|-------------------|--------------------------|--|--|-----------------------------------|--|--|---|
| | | Total (number) | With payroll (number) | Total, all establishments (\$1,000) | Establishments with payroll (\$1,000) | | | | |
| <u>NEW ROCHELLE--CONTINUED</u> | | | | | | | | | |
| EATING, DRINKING PLACES | | | | | | | | | |
| 58 | TOTAL | 125 | 105 | 8 508 | 8 146 | 2 133 | 42 858 | 782 | 88 |
| 5812 | EATING PLACES | 87 | 69 | 6 679 | 6 321 | 1 748 | 34 761 | 653 | 65 |
| 5813 | DRINKING PLACES (ALCOHOLIC BEVERAGES) | 38 | 36 | 1 829 | 1 825 | 385 | 8 097 | 129 | 23 |
| DRUG STORES, PROPRIETARY STORES | | | | | | | | | |
| 59PT(591) | TOTAL | 24 | 24 | 2 866 | 2 866 | 515 | 9 275 | 104 | 14 |
| 591 | DRUG STORES | 24 | 24 | 2 866 | 2 866 | 515 | 9 275 | 104 | 14 |
| | PROPRIETARY STORES | - | - | - | - | - | - | - | - |
| OTHER RETAIL STORES | | | | | | | | | |
| 59 EX.591 | TOTAL | 145 | 85 | 10 319 | 7 677 | 1 096 | 20 227 | 228 | 131 |
| 592 | LIQUOR STORES | 30 | 20 | 3 278 | 2 308 | 187 | 3 235 | 41 | 30 |
| 593 | ANTIQUE STORES, SECONOHANO STORES | 4 | 2 | (0) | (0) | (0) | (0) | (0) | (0) |
| 594 | BOOK, STATIONERY STORES | 22 | 8 | 1 162 | 580 | 61 | 1 714 | 26 | 20 |
| 595 | SPORTING GOODS STORES, BICYCLE SHOPS | 9 | 7 | 833 | 803 | 168 | 2 978 | 27 | 5 |
| 596 | FARM, GARDEN SUPPLY STORES, INCLUDING FEEO STORES | 1 | 1 | (0) | (0) | (0) | (0) | (0) | (0) |
| 597 | JEWELRY STORES | 8 | 6 | 588 | 510 | 113 | 2 256 | 20 | 6 |
| 598 | FUEL, ICE DEALERS | 25 | 7 | 1 833 | 1 111 | 173 | 2 717 | 21 | 29 |
| 599 | OTHER STORES | 46 | 34 | 2 530 | 2 282 | 386 | 7 192 | 89 | 39 |
| NONSTORE RETAILERS* | | | | | | | | | |
| 53 PART* | TOTAL | 23 | 9 | 3 164 | 2 954 | 302 | 5 908 | 65 | 21 |
| <u>NEW YORK</u> | | | | | | | | | |
| RETAIL TRADE, TOTAL | | | | | | | | | |
| | | 76 167 | 52 351 | 10 493 016 | 9 892 541 | 1 476 150 | 30 081 403 | 410 174 | 59 138 |
| LUMBER, BUILDING MATERIALS, HARDWARE, FARM EQUIPMENT DEALERS | | | | | | | | | |
| 52 | TOTAL | 2 009 | 1 417 | 217 186 | 203 020 | 29 226 | 578 669 | 6 031 | 1 454 |
| 521 | LUMBER YARDS | 220 | 218 | 56 434 | 56 316 | 8 137 | 158 553 | 1 472 | 62 |
| | BUILDING MATERIALS DEALERS | 176 | 124 | 19 325 | 18 033 | 2 674 | 54 718 | 545 | 117 |
| 522 | HEATING, PLUMBING EQUIPMENT DEALERS | 110 | 84 | 16 792 | 16 262 | 2 975 | 55 560 | 499 | 64 |
| 523 | PAINT, GLASS, WALLPAPER STORES | 451 | 321 | 40 356 | 37 150 | 5 000 | 105 096 | 1 151 | 324 |
| 524 | ELECTRICAL SUPPLY STORES | 80 | 52 | 10 589 | 9 893 | 1 171 | 22 560 | 245 | 46 |
| 5251 | HARDWARE STORES | 967 | 613 | 72 523 | 64 199 | 9 175 | 180 426 | 2 101 | 836 |
| 5252 | FARM EQUIPMENT DEALERS | 5 | 5 | 1 167 | 1 167 | 94 | 1 756 | 18 | 5 |
| GENERAL MERCHANDISE GROUP STORES* | | | | | | | | | |
| 53 PART* | TOTAL | 2 016 | 1 362 | 1 276 256 | 1 264 082 | 219 924 | 4 826 426 | 69 054 | 1 401 |
| 531 | DEPARTMENT STORES | 33 | 33 | 985 805 | 985 805 | 176 954 | 3 982 035 | 53 998 | - |
| 533 | LIMITED PRICE VARIETY STORES | 557 | 427 | 138 458 | 136 038 | 24 909 | 452 854 | 9 701 | 306 |
| 539 | GENERAL MERCHANDISE STORES | 821 | 547 | 112 205 | 106 381 | 12 988 | 283 557 | 3 962 | 562 |
| | DRY GOODS STORES | 454 | 282 | 33 574 | 30 652 | 4 291 | 89 721 | 1 098 | 386 |
| | SEWING, NEEDLEWORK STORES | 151 | 73 | 6 214 | 5 206 | 782 | 18 259 | 295 | 147 |
| FOOD STORES | | | | | | | | | |
| 54 | TOTAL | 19 905 | 11 787 | 2 734 359 | 2 466 749 | 241 013 | 4 868 929 | 63 725 | 18 189 |
| 541 | GROCERY STORES, INCLUDING DELICATESSENS | 8 934 | 5 634 | 1 987 122 | 1 856 336 | 159 337 | 3 190 948 | 40 930 | 7 630 |
| 542 | MEAT MARKETS | 4 006 | 2 644 | 349 168 | 299 586 | 28 134 | 568 365 | 6 860 | 4 236 |
| | FISH (SEAFOOD) MARKETS | 607 | 351 | 30 870 | 24 708 | 2 473 | 50 638 | 745 | 653 |
| 543 | FRUIT STORES, VEGETABLE MARKETS | 1 355 | 593 | 66 929 | 49 045 | 4 781 | 102 250 | 1 505 | 1 453 |
| 544 | CANDY, NUT, CONFECTIONERY STORES | 2 570 | 758 | 96 413 | 49 541 | 6 034 | 121 002 | 2 399 | 2 343 |
| 545 | DAIRY PRODUCTS STORES | 282 | 156 | 34 474 | 29 490 | 3 849 | 75 371 | 858 | 254 |
| 546 | RETAIL BAKERIES | 1 610 | 1 364 | 141 313 | 134 819 | 33 887 | 712 308 | 9 668 | 1 103 |
| 5462 | RETAIL BAKERIES, MANUFACTURING | 1 173 | 1 053 | 102 128 | 99 090 | 29 006 | 613 408 | 8 108 | 884 |
| 5463 | RETAIL BAKERIES, NONMANUFACTURING | 437 | 311 | 39 185 | 35 729 | 4 881 | 98 900 | 1 560 | 219 |
| 549 | EGG AND POULTRY DEALERS | 292 | 174 | 19 383 | 16 753 | 1 674 | 32 698 | 499 | 266 |
| | OTHER | 249 | 113 | 8 687 | 6 471 | 844 | 15 349 | 261 | 251 |
| AUTOMOTIVE DEALERS | | | | | | | | | |
| 55 EX.554 | TOTAL | 1 097 | 859 | 790 423 | 784 223 | 68 138 | 1 259 458 | 10 893 | 536 |
| 551 | PASSENGER CAR DEALERS, FRANCHISED | 293 | 289 | 679 795 | 679 699 | 55 598 | 1 009 486 | 8 189 | 37 |
| | DOMESTIC CAR DEALERS | 222 | 222 | 565 378 | 565 378 | 45 249 | 822 419 | 6 636 | 23 |
| | IMPORTED CAR DEALERS | 38 | 36 | 32 521 | 32 429 | 4 285 | 82 764 | 699 | 9 |
| 552 | DOMESTIC AND IMPORTED CAR DEALERS | 33 | 31 | 81 896 | 81 892 | 6 064 | 104 303 | 854 | 5 |
| 553 | PASSENGER CAR DEALERS, NONFRANCHISED | 326 | 218 | 49 623 | 46 185 | 3 875 | 75 937 | 793 | 206 |
| | TIRE, BATTERY, ACCESSORY DEALERS | 383 | 291 | 44 030 | 42 158 | 6 657 | 133 019 | 1 418 | 239 |
| | HOME AND AUTO SUPPLY STORES | 15 | 15 | 8 929 | 8 929 | 978 | 17 973 | 252 | 3 |
| 559 | MISCELLANEOUS AIRCRAFT, MARINE, AUTOMOTIVE DEALERS | 80 | 46 | 8 046 | 7 252 | 1 030 | 23 043 | 241 | 51 |
| | AIRCRAFT, BOAT, MOTORCYCLE DEALERS | 73 | 45 | (0) | (0) | (0) | (0) | (0) | (0) |
| | HOUSEHOLD TRAILER DEALERS | 1 | 1 | (0) | (0) | (0) | (0) | (0) | (0) |
| | OTHER AUTOMOTIVE DEALERS | 6 | - | 232 | (0) | (0) | (0) | (0) | (0) |
| GASOLINE SERVICE STATIONS | | | | | | | | | |
| 55PT(554) | TOTAL | 2 556 | 2 222 | 320 295 | 305 987 | 34 263 | 719 566 | 9 489 | 2 111 |

Standard Notes: - Represents zero. (D) Withheld to avoid disclosure. (NA) Not available. (X) Not applicable.
*Nonstore retailers, part of SIC major group 53, are shown separately in this table.

TABLE 6. Cities With 500 Establishments or More: 1963—Continued

| SIC code | City and kind of business | Establishments | | Sales | | Payroll, entire year (\$1,000) | Payroll, workweek ended nearest Nov. 15 (dollars) | Paid employees, workweek ended nearest Nov. 15 (number) | Active proprietors of unincorporated businesses (number) |
|---|---|-------------------|--------------------------|--|--|-----------------------------------|--|--|---|
| | | Total (number) | With payroll (number) | Total, all establishments (\$1,000) | Establishments with payroll (\$1,000) | | | | |
| NEW YORK—CONTINUED | | | | | | | | | |
| APPAREL, ACCESSORY STORES | | | | | | | | | |
| | TOTAL | 9 801 | 6 849 | 1 226 449 | 1 166 830 | 186 875 | 3 741 681 | 49 136 | 6 855 |
| 561,567 | MEN'S, BOYS' APPAREL STORES, CUSTOM TAILORS | 2 160 | 1 680 | 322 180 | 310 616 | 51 629 | 1 059 760 | 11 147 | 1 318 |
| 561 | MEN'S, BOYS' CLOTHING AND FURNISHINGS STORES | 1 731 | 1 441 | 301 784 | 292 086 | 46 643 | 952 558 | 10 000 | 944 |
| 567 | CUSTOM TAILORS | 429 | 239 | 20 396 | 18 530 | 4 986 | 107 202 | 1 147 | 374 |
| 562-3,568 | WOMEN'S CLOTHING, SPECIALTY STORES | 4 501 | 3 193 | 588 578 | 564 741 | 92 850 | 1 850 418 | 27 252 | 3 407 |
| 562 | WOMEN'S READY-TO-WEAR STORES | 2 083 | 1 603 | 419 441 | 410 378 | 71 579 | 1 407 403 | 20 672 | 1 469 |
| 563,568 | WOMEN'S ACCESSORY, SPECIALTY STORES, FURRIERS | 2 418 | 1 590 | 169 137 | 154 363 | 21 271 | 443 015 | 6 580 | 1 938 |
| 563 | MILLINERY STORES | 324 | 192 | 10 455 | 8 963 | 1 620 | 34 811 | 647 | 289 |
| (| CORSET, LINGERIE STORES | 429 | 313 | 27 101 | 25 293 | 3 501 | 69 917 | 1 063 | 325 |
| (| HOSIERY STORES | 218 | 136 | 11 270 | 9 372 | 1 189 | 24 122 | 375 | 174 |
| (| APPAREL, ACCESSORY, OTHER SPECIALTY STORES | 950 | 748 | 92 246 | 87 784 | 11 151 | 224 862 | 3 635 | 714 |
| 568 | FURRIERS, FUR SHOPS | 497 | 201 | 28 065 | 22 951 | 3 810 | 89 303 | 860 | 436 |
| 565 | FAMILY CLOTHING STORES | 975 | 275 | 76 476 | 63 280 | 8 635 | 176 000 | 2 622 | 941 |
| 566 | SHOE STORES | 1 620 | 1 322 | 190 504 | 183 120 | 28 253 | 542 294 | 6 247 | 732 |
| | MEN'S SHOE STORES | 329 | 327 | 43 407 | 43 329 | 6 290 | 112 374 | 1 146 | 45 |
| | WOMEN'S SHOE STORES | 400 | 392 | 71 456 | 71 260 | 11 917 | 231 658 | 2 530 | 105 |
| | CHILDREN'S, JUVENILES' SHOE STORES | 75 | 67 | 6 002 | 5 802 | 894 | 16 984 | 177 | 37 |
| | FAMILY SHOE STORES | 816 | 536 | 69 639 | 62 729 | 9 152 | 181 278 | 2 394 | 545 |
| 564 | CHILDREN'S, INFANTS' WEAR STORES | 451 | 359 | 42 009 | 39 697 | 4 617 | 95 016 | 1 634 | 368 |
| 569 | MISCELLANEOUS APPAREL, ACCESSORY STORES | 94 | 20 | 6 702 | 5 376 | 891 | 18 193 | 234 | 89 |
| FURNITURE, HOME FURNISHINGS, EQUIPMENT STORES | | | | | | | | | |
| 57 | TOTAL | 4 576 | 3 234 | 603 382 | 575 650 | 83 109 | 1 636 157 | 16 719 | 2 994 |
| 571 | FURNITURE, HOME FURNISHINGS STORES | 3 428 | 2 344 | 415 678 | 393 438 | 60 016 | 1 187 189 | 12 119 | 2 362 |
| 5712 | FURNITURE STORES | 1 808 | 1 208 | 268 005 | 254 769 | 37 974 | 729 180 | 7 165 | 1 096 |
| 5713 | FLOOR COVERING STORES | 563 | 443 | 67 908 | 65 450 | 10 131 | 207 737 | 1 926 | 380 |
| 5714 | DRAPERY, CURTAIN, UPHOLSTERY STORES | 432 | 354 | 27 934 | 26 428 | 4 438 | 96 120 | 1 138 | 352 |
| 5715 | CHINA, GLASSWARE, METALWARE STORES | 180 | 134 | 28 199 | 27 685 | 3 949 | 79 322 | 1 061 | 133 |
| 5719 | MISCELLANEOUS HOME FURNISHINGS STORES | 445 | 205 | 23 632 | 19 106 | 3 524 | 74 830 | 829 | 401 |
| 572 | HOUSEHOLD APPLIANCE STORES | 505 | 403 | 92 353 | 89 699 | 10 355 | 196 260 | 2 058 | 258 |
| 5732 | RADIO, TELEVISION STORES | 341 | 305 | 60 619 | 60 013 | 7 501 | 148 123 | 1 488 | 175 |
| 5733 | MUSIC STORES | 302 | 182 | 34 732 | 32 500 | 5 237 | 104 585 | 1 054 | 199 |
| | RECORD SHOPS | 181 | 99 | 18 173 | 16 835 | 2 256 | 49 049 | 509 | 124 |
| | MUSICAL INSTRUMENT STORES | 121 | 83 | 16 559 | 15 665 | 2 981 | 55 536 | 545 | 75 |
| EATING, DRINKING PLACES | | | | | | | | | |
| 58 | TOTAL | 15 584 | 13 642 | 1 502 283 | 1 465 237 | 381 233 | 7 846 119 | 133 960 | 10 737 |
| 5812 | EATING PLACES | 10 923 | 9 133 | 1 209 177 | 1 175 897 | 318 690 | 6 585 972 | 114 716 | 7 612 |
| | RESTAURANTS, LUNCHROOMS | 7 415 | 6 679 | 874 670 | 859 750 | 232 764 | 4 829 498 | 85 048 | 4 935 |
| | CAFETERIAS | 469 | 463 | 104 211 | 104 059 | 33 224 | 655 960 | 10 845 | 141 |
| | REFRESHMENT PLACES | 2 547 | 1 531 | 129 422 | 111 622 | 22 056 | 447 813 | 8 515 | 2 349 |
| | CATERERS | 492 | 460 | 100 874 | 100 466 | 30 646 | 652 701 | 10 308 | 187 |
| 5813 | DRINKING PLACES (ALCOHOLIC BEVERAGES) | 4 661 | 4 509 | 293 106 | 289 340 | 62 543 | 1 260 147 | 19 244 | 3 125 |
| DRUG STORES, PROPRIETARY STORES | | | | | | | | | |
| 59PT(591) | TOTAL | 2 849 | 2 487 | 315 281 | 303 337 | 44 597 | 891 803 | 10 655 | 2 173 |
| 591 | DRUG STORES | 2 768 | 2 428 | 308 051 | 296 635 | 43 811 | 875 231 | 10 449 | 2 119 |
| (| PROPRIETARY STORES | 81 | 59 | 7 230 | 6 702 | 786 | 16 572 | 206 | 54 |
| OTHER RETAIL STORES | | | | | | | | | |
| 59 EX.591 | TOTAL | 12 147 | 7 577 | 1 232 541 | 1 123 033 | 150 968 | 2 983 142 | 32 833 | 9 474 |
| 592 | LIQUOR STORES | 2 053 | 1 791 | 334 860 | 313 620 | 28 053 | 533 382 | 5 826 | 1 597 |
| 593 | ANTIQUES STORES, SECONDHAND STORES | 1 056 | 570 | 66 089 | 59 371 | 10 447 | 204 860 | 2 377 | 821 |
| 5932 | ANTIQUES STORES | 339 | 145 | 26 755 | 23 805 | 3 849 | 67 513 | 632 | 292 |
| 5933 | SECONDHAND STORES | 717 | 425 | 39 334 | 35 566 | 6 598 | 137 347 | 1 745 | 529 |
| 594 | BOOK, STATIONERY STORES | 1 104 | 740 | 102 527 | 93 197 | 14 395 | 280 193 | 3 497 | 799 |
| 5942 | BOOK STORES | 309 | 215 | 32 520 | 30 986 | 4 562 | 90 277 | 1 135 | 191 |
| 5943 | STATIONERY STORES | 795 | 525 | 70 007 | 62 211 | 9 833 | 189 916 | 2 362 | 608 |
| 595 | SPORTING GOODS STORES, BICYCLE SHOPS | 255 | 149 | 32 842 | 31 070 | 5 201 | 96 221 | 1 057 | 190 |
| 5952 | SPORTING GOODS STORES | 197 | 121 | 30 989 | 29 543 | 5 069 | 92 823 | 1 006 | 134 |
| 5953 | BICYCLE SHOPS | 58 | 28 | 1 853 | 1 527 | 132 | 3 398 | 51 | 56 |
| 5952 | HAY, GRAIN, FEED STORES | 11 | 11 | 3 493 | 3 493 | 233 | 6 303 | 80 | 5 |
| 5969 | (OTHER FARM SUPPLY STORES | 3 | 3 | (0) | (0) | (0) | (0) | (0) | (0) |
| (| GARDEN SUPPLY STORES | 22 | 18 | 3 937 | 3 909 | 711 | 11 891 | 141 | 13 |
| 597 | JEWELRY STORES | 1 148 | 602 | 96 844 | 86 602 | 14 101 | 284 408 | 2 998 | 950 |
| 598 | FUEL, ICE DEALERS | 728 | 506 | 215 564 | 210 036 | 27 519 | 559 398 | 4 646 | 447 |
| 5982 | (COAL AND WOOD DEALERS | 85 | 59 | 22 191 | 21 909 | 2 702 | 60 168 | 657 | 53 |
| (| ICE DEALERS | 102 | 16 | (0) | (0) | (0) | (0) | (0) | (0) |
| 5983 | (FUEL OIL DEALERS | 537 | 427 | 191 015 | 186 527 | 24 551 | 493 355 | 3 919 | 293 |
| 5984 | (BOTTLE GAS DEALERS | 4 | 4 | (0) | (0) | (0) | (0) | (0) | (0) |
| 5992 | FLORISTS | 866 | 562 | 42 252 | 37 022 | 8 130 | 158 817 | 1 963 | 728 |
| 5993 | CIGAR STORES, STANOS | 817 | 471 | 61 797 | 49 573 | 4 919 | 97 246 | 1 350 | 683 |
| 5994 | NEWS DEALERS, NEWSSTANOS | 978 | 388 | 40 695 | 28 949 | 3 334 | 69 341 | 1 146 | 843 |
| 5996 | CAMERA, PHOTOGRAPHIC SUPPLY STORES | 202 | 160 | 38 281 | 37 243 | 4 434 | 88 618 | 949 | 105 |
| 5997 | GIFT, NOVELTY, SOUVENIR SHOPS | 800 | 370 | 36 819 | 29 511 | 4 411 | 94 929 | 1 412 | 658 |
| 5998 | OPTICAL GOODS STORES | 549 | 381 | 26 934 | 24 358 | 7 509 | 145 606 | 1 305 | 411 |
| 5999 | (TYPEWRITER STORES | 44 | 38 | 3 537 | 3 389 | 760 | 14 641 | 174 | 30 |
| (| LUGGAGE, LEATHER GOODS STORES | 146 | 92 | 14 589 | 13 403 | 2 088 | 36 911 | 429 | 104 |
| (| HOBBY, TOY, GAME SHOPS | 235 | 139 | 20 407 | 18 639 | 2 760 | 64 608 | 910 | 197 |
| (| RELIGIOUS GOODS STORES | 101 | 33 | 2 954 | 2 230 | 375 | 7 776 | 104 | 86 |
| (| PET SHOPS | 177 | 57 | 5 175 | 3 515 | 565 | 12 801 | 194 | 147 |
| (| OTHER | 852 | 496 | (0) | (0) | (0) | (0) | (0) | (0) |

Standard Notes: — Represents zero. (D) Withheld to avoid disclosure. (NA) Not available. (X) Not applicable.
*Nonstore retailers, part of SIC major group 53, are shown separately in this table.

TABLE 6. Cities With 500 Establishments or More: 1963-Continued

| SIC code | City and kind of business | Establishments | | Sales | | Payroll, entire year (\$1,000) | Payroll, workweek ended nearest Nov. 15 (dollars) | Paid employees, workweek ended nearest Nov. 15 (number) | Active proprietors of unincorporated businesses (number) |
|--|--|----------------|-----------------------|-------------------------------------|---------------------------------------|--------------------------------|---|---|--|
| | | Total (number) | With payroll (number) | Total, all establishments (\$1,000) | Establishments with payroll (\$1,000) | | | | |
| NEW YORK-CONTINUED | | | | | | | | | |
| NONSTORE RETAILERS* | | | | | | | | | |
| 53 PART* | TOTAL | 3 627 | 915 | 274 561 | 234 393 | 36 804 | 729 453 | 7 679 | 3 214 |
| 532 | MAIL-ORDER HOUSES | 370 | 204 | 78 302 | 75 872 | 9 733 | 193 370 | 2 232 | 262 |
| 534 | MERCHANDISE VENDING MACHINE OPERATORS | 384 | 220 | 64 569 | 61 063 | 7 479 | 152 192 | 1 534 | 238 |
| 535 | DIRECT SELLING (HOUSE-TO-HOUSE) ORGANIZATIONS | 2 873 | 491 | 131 690 | 97 458 | 19 592 | 383 891 | 3 913 | 2 714 |
| NEWBURGH | | | | | | | | | |
| RETAIL TRADE, TOTAL | | | | | | | | | |
| | | 509 | 335 | 66 442 | 61 072 | 7 680 | 150 670 | 2 107 | 464 |
| LUMBER, BUILDING MATERIALS, HARDWARE, FARM EQUIPMENT DEALERS | | | | | | | | | |
| 52 | TOTAL | 13 | 11 | 1 391 | 1 385 | 205 | 4 069 | 45 | 9 |
| 521 | LUMBER AND OTHER BUILDING MATERIALS DEALERS | 2 | 2 | (0) | (0) | (0) | (0) | (0) | (0) |
| 522-524 | HEATING, PLUMBING, PAINT, ELECTRICAL STORES | 7 | 7 | 657 | 657 | 122 | 2 452 | 28 | 6 |
| 5251 | HARDWARE STORES | 1 | 1 | (0) | (0) | (0) | (0) | (0) | (0) |
| 5252 | FARM EQUIPMENT DEALERS | 3 | 1 | 13 | (0) | (0) | (0) | (0) | (0) |
| GENERAL MERCHANDISE GROUP STORES* | | | | | | | | | |
| 53 PART* | TOTAL | 16 | 8 | 11 473 | 11 263 | 1 789 | 35 900 | 545 | 13 |
| 531 | DEPARTMENT STORES | 2 | 2 | (0) | (0) | (0) | (0) | (0) | (0) |
| 533 | LIMITED PRICE VARIETY STORES | 8 | 2 | 1 737 | (0) | (0) | (0) | (0) | (0) |
| 539 | MISCELLANEOUS GENERAL MERCHANDISE STORES | 6 | 4 | (0) | (0) | (0) | (0) | (0) | (0) |
| FOOD STORES | | | | | | | | | |
| 54 | TOTAL | 96 | 40 | 12 093 | 9 965 | 914 | 17 577 | 232 | 98 |
| 541 | GROCERY STORES, INCLUDING DELICATESSENS | 60 | 22 | 9 945 | 8 403 | 640 | 11 889 | 154 | 61 |
| 542 | MEAT MARKETS, FISH (SEAFOOD) MARKETS | 11 | 5 | 587 | (0) | (0) | (0) | (0) | (0) |
| 543 | FRUIT STORES, VEGETABLE MARKETS | 2 | - | 18 | (0) | (0) | (0) | (0) | (0) |
| 544 | CANDY, NUT, CONFECTIONERY STORES | 4 | - | 80 | (0) | (0) | (0) | (0) | (0) |
| 545-549 | OTHER FOOD STORES | 19 | 13 | 1 463 | 1 379 | 258 | 5 046 | 68 | 16 |
| AUTOMOTIVE DEALERS | | | | | | | | | |
| 55 EX.554 | TOTAL | 17 | 17 | 14 362 | 14 356 | 1 521 | 27 614 | 250 | 6 |
| GASOLINE SERVICE STATIONS | | | | | | | | | |
| 55PT(554) | TOTAL | 35 | 31 | 3 180 | 3 096 | 208 | 4 413 | 69 | 38 |
| APPAREL, ACCESSORY STORES | | | | | | | | | |
| 56 | TOTAL | 73 | 63 | 6 310 | 6 006 | 758 | 15 751 | 237 | 46 |
| 561,567 | MEN'S, BOYS' APPAREL STORES, CUSTOM TAILORS | 17 | 15 | 1 814 | 1 668 | 220 | 4 128 | 53 | 11 |
| 562-3,568 | WOMEN'S CLOTHING, SPECIALTY STORES | 34 | 32 | 2 812 | 2 754 | 340 | 7 827 | 133 | 21 |
| 562 | WOMEN'S READY-TO-WEAR STORES | 23 | 21 | 2 173 | 2 115 | 255 | 6 047 | 104 | 14 |
| 563,568 | WOMEN'S ACCESSORY, SPECIALTY STORES, FURRIERS | 11 | 11 | 639 | 639 | 85 | 1 780 | 29 | 7 |
| 565 | FAMILY CLOTHING STORES | 5 | 1 | (0) | (0) | (0) | (0) | (0) | (0) |
| 566 | SHOE STORES | 14 | 12 | 1 319 | 1 305 | 152 | 2 923 | 36 | 9 |
| 564,569 | OTHER APPAREL, ACCESSORY STORES | 3 | 3 | (0) | (0) | (0) | (0) | (0) | (0) |
| FURNITURE, HOME FURNISHINGS, EQUIPMENT STORES | | | | | | | | | |
| 57 | TOTAL | 31 | 19 | 3 597 | 3 191 | 419 | 8 085 | 97 | 28 |
| 571 | FURNITURE, HOME FURNISHINGS STORES | 17 | 13 | 2 550 | 2 482 | 311 | 6 000 | 74 | 14 |
| 572,573 | HOUSEHOLD APPLIANCE, RADIO, TELEVISION, MUSIC STORES | 14 | 6 | 1 047 | 709 | 108 | 2 085 | 23 | 14 |
| EATING, DRINKING PLACES | | | | | | | | | |
| 58 | TOTAL | 109 | 81 | 4 406 | 4 022 | 894 | 17 780 | 350 | 114 |
| 5812 | EATING PLACES | 79 | 53 | 3 308 | 2 962 | 754 | 14 705 | 292 | 81 |
| 5813 | DRINKING PLACES (ALCOHOLIC BEVERAGES) | 30 | 28 | 1 098 | 1 060 | 140 | 3 075 | 58 | 33 |
| DRUG STORES, PROPRIETARY STORES | | | | | | | | | |
| 59PT(591) | TOTAL | 17 | 11 | 1 560 | 1 406 | 235 | 4 537 | 69 | 14 |
| 591 | DRUG STORES | 17 | 11 | 1 560 | 1 406 | 235 | 4 537 | 69 | 14 |
| | PROPRIETARY STORES | - | - | - | - | - | - | - | - |
| OTHER RETAIL STORES | | | | | | | | | |
| 59 EX.591 | TOTAL | 88 | 46 | 6 196 | 4 606 | 470 | 9 895 | 146 | 88 |
| 592 | LIQUOR STORES | 20 | 10 | 1 844 | 1 108 | 52 | 1 834 | 26 | 24 |
| 593 | ANTIQUE STORES, SECONDHAND STORES | 5 | 1 | 26 | (0) | (0) | (0) | (0) | (0) |
| 594 | BOOK, STATIONERY STORES | 5 | 1 | 173 | (0) | (0) | (0) | (0) | (0) |
| 595 | SPORTING GOODS STORES, BICYCLE SHOPS | 3 | 3 | 393 | 393 | 51 | 623 | 9 | 1 |
| 596 | FARM, GARDEN SUPPLY STORES, INCLUDING FEED STORES | 3 | 1 | 129 | (0) | (0) | (0) | (0) | (0) |
| 597 | JEWELRY STORES | 9 | 7 | 935 | 923 | 165 | 3 494 | 46 | 5 |
| 598 | FUEL, ICE DEALERS | 8 | 4 | 986 | 818 | 51 | 1 070 | 13 | 7 |
| 599 | OTHER STORES | 35 | 19 | 1 710 | 1 186 | 140 | 2 670 | 47 | 39 |
| NONSTORE RETAILERS* | | | | | | | | | |
| 53 PART* | TOTAL | 14 | 8 | 1 874 | 1 776 | 267 | 5 049 | 67 | 10 |

Standard Notes: - Represents zero. (D) Withheld to avoid disclosure. (NA) Not available. (X) Not applicable.
 *Nonstore retailers, part of SIC major group 53, are shown separately in this table.

TABLE 6. Cities With 500 Establishments or More: 1963—Continued

| SIC code | City and kind of business | Establishments | | Sales | | Payroll, entire year (\$1,000) | Payroll, workweek ended nearest Nov. 15 (dollars) | Paid employees, workweek ended nearest Nov. 15 (number) | Active proprietors of unincorporated businesses (number) |
|-----------|---|----------------|--------------|---------------------------|-----------------------------|-----------------------------------|--|--|---|
| | | Total | With payroll | Total, all establishments | Establishments with payroll | | | | |
| | | (number) | (number) | (\$1,000) | (\$1,000) | | | | |
| | <u>NIAGARA FALLS</u> | | | | | | | | |
| | RETAIL TRADE, TOTAL | 1 036 | 704 | 123 718 | 116 442 | 14 910 | 281 652 | 4 766 | 904 |
| | LUMBER, BUILDING MATERIALS, HARDWARE, FARM EQUIPMENT DEALERS | | | | | | | | |
| | TOTAL | 31 | 25 | 2 986 | 2 896 | 601 | 11 556 | 125 | 14 |
| 52 | LUMBER AND OTHER BUILDING MATERIALS DEALERS | 9 | 7 | 1 447 | 1 441 | 348 | 6 447 | 62 | 3 |
| 522-524 | HEATING, PLUMBING, PAINT, ELECTRICAL STORES | 11 | 11 | 823 | 819 | 142 | 2 967 | 37 | 4 |
| 5251 | HARDWARE STORES | 11 | 7 | 716 | 636 | 111 | 2 142 | 26 | 7 |
| 5252 | FARM EQUIPMENT DEALERS | - | - | - | - | - | - | - | - |
| | GENERAL MERCHANDISE GROUP STORES* | | | | | | | | |
| | TOTAL | 16 | 16 | 15 183 | 15 183 | 2 164 | 44 321 | 873 | 1 |
| 53 PART* | DEPARTMENT STORES | 4 | 4 | 9 842 | 9 842 | 1 424 | 28 123 | 527 | - |
| 533 | LIMITED PRICE VARIETY STORES | 9 | 9 | (0) | (0) | (0) | (0) | (0) | (0) |
| 539 | MISCELLANEOUS GENERAL MERCHANDISE STORES | 3 | 3 | (0) | (0) | (0) | (0) | (0) | (0) |
| | FOOD STORES | | | | | | | | |
| | TOTAL | 150 | 84 | 30 295 | 28 283 | 2 291 | 42 881 | 651 | 130 |
| 54 | GROCERY STORES, INCLUDING DELICATESSENS | 114 | 54 | 28 692 | 26 774 | 2 032 | 37 563 | 554 | 104 |
| 541 | MEAT MARKETS, FISH (SEAFOOD) MARKETS | 4 | 2 | (0) | (0) | (0) | (0) | (0) | (0) |
| 542 | FRUIT STORES, VEGETABLE MARKETS | - | - | 16 | - | - | - | - | - |
| 543 | CANDY, NUT, CONFECTIONERY STORES | 9 | 7 | 213 | 171 | 27 | 624 | 18 | 7 |
| 544 | OTHER FOOD STORES | 23 | 21 | (0) | (0) | (0) | (0) | (0) | (0) |
| 545-549 | | | | | | | | | |
| | AUTOMOTIVE DEALERS | | | | | | | | |
| | TOTAL | 44 | 30 | 25 988 | 25 648 | 2 559 | 41 445 | 456 | 21 |
| 55 EX.554 | | | | | | | | | |
| | GASOLINE SERVICE STATIONS | | | | | | | | |
| | TOTAL | 107 | 69 | 6 854 | 5 844 | 553 | 11 119 | 200 | 116 |
| 55PT(554) | | | | | | | | | |
| | APPAREL, ACCESSORY STORES | | | | | | | | |
| | TOTAL | 86 | 64 | 8 333 | 7 969 | 1 255 | 24 015 | 485 | 55 |
| 56 | MEN'S, BOYS' APPAREL STORES, CUSTOM TAILORS | 23 | 11 | 1 874 | 1 730 | 298 | 4 910 | 116 | 21 |
| 561,567 | WOMEN'S CLOTHING, SPECIALTY STORES | 37 | 29 | (0) | (0) | (0) | (0) | (0) | (0) |
| 562-3,568 | WOMEN'S READY-TO-WEAR STORES | 24 | 18 | 2 942 | 2 888 | 441 | 9 098 | 186 | 14 |
| 562 | WOMEN'S ACCESSORY, SPECIALTY STORES, FURRIERS | 13 | 11 | (0) | (0) | (0) | (0) | (0) | (0) |
| 563,568 | FAMILY CLOTHING STORES | 3 | 3 | (0) | (0) | (0) | (0) | (0) | (0) |
| 565 | SHOE STORES | 19 | 17 | 1 459 | 1 451 | 225 | 4 175 | 64 | 5 |
| 566 | OTHER APPAREL, ACCESSORY STORES | 4 | 4 | 363 | 363 | 50 | 1 063 | 20 | 2 |
| 564,569 | | | | | | | | | |
| | FURNITURE, HOME FURNISHINGS, EQUIPMENT STORES | | | | | | | | |
| | TOTAL | 59 | 37 | 5 362 | 4 942 | 768 | 14 112 | 192 | 44 |
| 57 | FURNITURE, HOME FURNISHINGS STORES | 36 | 22 | 3 271 | 2 953 | 536 | 9 780 | 126 | 22 |
| 571 | HOUSEHOLD APPLIANCE, RADIO, TELEVISION, MUSIC STORES | 23 | 15 | 2 091 | 1 989 | 232 | 4 332 | 66 | 22 |
| 572,573 | | | | | | | | | |
| | EATING, DRINKING PLACES | | | | | | | | |
| | TOTAL | 322 | 234 | 12 617 | 11 157 | 2 667 | 54 612 | 1 212 | 324 |
| 58 | EATING PLACES | 176 | 112 | 7 904 | 6 884 | 1 926 | 39 532 | 852 | 168 |
| 5812 | DRINKING PLACES (ALCOHOLIC BEVERAGES) | 146 | 122 | 4 713 | 4 273 | 741 | 15 080 | 360 | 156 |
| 5813 | | | | | | | | | |
| | DRUG STORES, PROPRIETARY STORES | | | | | | | | |
| | TOTAL | 33 | 33 | 4 944 | 4 944 | 734 | 13 692 | 211 | 29 |
| 59PT(591) | DRUG STORES | 33 | 33 | 4 944 | 4 944 | 734 | 13 692 | 211 | 29 |
| 591 | PROPRIETARY STORES | - | - | - | - | - | - | - | - |
| | OTHER RETAIL STORES | | | | | | | | |
| | TOTAL | 165 | 103 | 9 394 | 7 968 | 1 127 | 19 860 | 305 | 146 |
| 59 EX.591 | | | | | | | | | |
| 592 | LIQUOR STORES | 44 | 22 | 2 208 | 1 294 | 76 | 1 684 | 38 | 46 |
| 593 | ANTIQUA STORES, SECONHAND STORES | 9 | 5 | 241 | (0) | (0) | (0) | (0) | (0) |
| 594 | BOOK, STATIONERY STORES | 5 | 3 | 285 | (0) | (0) | (0) | (0) | (0) |
| 595 | SPORTING GOODS STORES, BICYCLE SHOPS | 8 | 6 | 285 | 29 | 29 | 475 | 8 | 6 |
| 596 | FARM, GARDEN SUPPLY STORES, INCLUDING FEE STORES | 3 | 1 | 444 | (0) | (0) | (0) | (0) | (0) |
| 597 | JEWELRY STORES | 13 | 11 | 534 | 520 | 105 | 1 763 | 29 | 5 |
| 598 | FUEL, ICE DEALERS | 11 | 7 | 2 231 | 2 163 | 327 | 4 971 | 50 | 6 |
| 599 | OTHER STORES | 72 | 48 | 3 166 | 2 828 | 483 | 8 958 | 148 | 70 |
| | NONSTORE RETAILERS* | | | | | | | | |
| 53 PART* | TOTAL | 23 | 9 | 1 762 | 1 608 | 191 | 4 039 | 56 | 24 |

Standard Notes: - Represents zero. (D) Withheld to avoid disclosure. (NA) Not available. (X) Not applicable.
*Nonstore retailers, part of SIC major group 53, are shown separately in this table.

TABLE 6. Cities With 500 Establishments or More: 1963-Continued

| SIC code | City and kind of business | Establishments | | Sales | | Payroll, entire year (\$1,000) | Payroll, workweek ended nearest Nov. 15 (dollars) | Paid employees, workweek ended nearest Nov. 15 (number) | Active proprietors of unincorporated businesses (number) |
|-----------|--|----------------|-----------------------|-------------------------------------|---------------------------------------|--------------------------------|---|---|--|
| | | Total (number) | With payroll (number) | Total, all establishments (\$1,000) | Establishments with payroll (\$1,000) | | | | |
| | <u>POUGHKEEPSIE</u> | | | | | | | | |
| | RETAIL TRADE, TOTAL | 532 | 378 | 91 787 | 86 861 | 12 065 | 233 345 | 3 351 | 427 |
| | LUMBER, BUILDING MATERIALS, HARDWARE, FARM EQUIPMENT DEALERS | | | | | | | | |
| 52 | TOTAL | 11 | 7 | 1 296 | 1 194 | 199 | 3 851 | 45 | 5 |
| 521 | LUMBER AND OTHER BUILDING MATERIALS DEALERS | 4 | 4 | 538 | 538 | 118 | 2 137 | 24 | - |
| 522-524 | HEATING, PLUMBING, PAINT, ELECTRICAL STORES | 4 | 2 | 656 | (0) | (0) | (0) | (0) | (0) |
| 5251 | HARDWARE STORES | 3 | 1 | 102 | (0) | (0) | (0) | (0) | (0) |
| 5252 | FARM EQUIPMENT DEALERS | - | - | - | - | - | - | - | - |
| | GENERAL MERCHANDISE GROUP STORES* | | | | | | | | |
| 53 PART* | TOTAL | 14 | 14 | 18 650 | 18 650 | 3 611 | 61 735 | 1 081 | 3 |
| 531 | DEPARTMENT STORES | 3 | 3 | 15 271 | 15 271 | 3 038 | 51 726 | 898 | - |
| 533 | LIMITED PRICE VARIETY STORES | 5 | 5 | 3 004 | 3 004 | 520 | 8 984 | 168 | 1 |
| 539 | MISCELLANEOUS GENERAL MERCHANDISE STORES | 6 | 6 | 375 | 375 | 53 | 1 025 | 15 | 2 |
| | FOOD STORES | | | | | | | | |
| 54 | TOTAL | 109 | 51 | 20 189 | 17 583 | 1 422 | 29 240 | 442 | 105 |
| 541 | GROCERY STORES, INCLUDING DELICATESSENS | 75 | 29 | 17 580 | 15 314 | 1 164 | 23 044 | 349 | 72 |
| 542 | MEAT MARKETS, FISH (SEAFOOD) MARKETS | 16 | 10 | 1 726 | 1 536 | 113 | 2 971 | 38 | 14 |
| 543 | FRUIT STORES, VEGETABLE MARKETS | 2 | - | 78 | - | - | - | - | 4 |
| 544 | CANDY, NUT, CONFECTIONERY STORES | 2 | 2 | (0) | (0) | (0) | (0) | (0) | (0) |
| 545-549 | OTHER FOOD STORES | 14 | 10 | (0) | (0) | (0) | (0) | (0) | (0) |
| | AUTOMOTIVE DEALERS | | | | | | | | |
| 55 EX.554 | TOTAL | 25 | 21 | 15 592 | 15 528 | 1 463 | 28 883 | 259 | 14 |
| | GASOLINE SERVICE STATIONS | | | | | | | | |
| 55PT(554) | TOTAL | 39 | 27 | 3 694 | 3 174 | 291 | 6 210 | 93 | 39 |
| | APPAREL, ACCESSORY STORES | | | | | | | | |
| 56 | TOTAL | 63 | 55 | 8 620 | 8 526 | 1 360 | 28 752 | 365 | 37 |
| 561,567 | MEN'S, BOYS' APPAREL STORES, CUSTOM TAILORS | 7 | 7 | 2 545 | 2 545 | 444 | 10 175 | 86 | 3 |
| 562-3,568 | WOMEN'S CLOTHING, SPECIALTY STORES | 35 | 29 | 3 629 | 3 573 | 584 | 12 007 | 175 | 25 |
| 562 | WOMEN'S READY-TO-WEAR STORES | 21 | 19 | 3 112 | 3 086 | 509 | 10 461 | 144 | 16 |
| 563,568 | WOMEN'S ACCESSORY, SPECIALTY STORES, FURRIERS | 14 | 10 | 517 | 487 | 75 | 1 546 | 31 | 9 |
| 565 | FAMILY CLOTHING STORES | 6 | 6 | (0) | (0) | (0) | (0) | (0) | (0) |
| 566 | SHOE STORES | 13 | 11 | 1 256 | 1 218 | 181 | 3 418 | 45 | 4 |
| 564+569 | OTHER APPAREL, ACCESSORY STORES | 2 | 2 | (0) | (0) | (0) | (0) | (0) | (0) |
| | FURNITURE, HOME FURNISHINGS, EQUIPMENT STORES | | | | | | | | |
| 57 | TOTAL | 30 | 22 | 4 345 | 4 233 | 665 | 12 665 | 147 | 19 |
| 571 | FURNITURE, HOME FURNISHINGS STORES | 22 | 16 | 3 307 | 3 243 | 541 | 10 049 | 116 | 15 |
| 572+573 | HOUSEHOLD APPLIANCE, RADIO, TELEVISION, MUSIC STORES | 8 | 6 | 1 038 | 990 | 124 | 2 616 | 31 | 4 |
| | EATING, DRINKING PLACES | | | | | | | | |
| 58 | TOTAL | 107 | 83 | 5 107 | 4 833 | 1 008 | 22 496 | 415 | 101 |
| 5812 | EATING PLACES | 66 | 52 | 3 513 | 3 333 | 793 | 18 033 | 333 | 56 |
| 5813 | DRINKING PLACES (ALCOHOLIC BEVERAGES) | 41 | 31 | 1 594 | 1 500 | 215 | 4 463 | 82 | 45 |
| | DRUG STORES, PROPRIETARY STORES | | | | | | | | |
| 59PT(591) | TOTAL | 19 | 19 | 1 977 | 1 977 | 301 | 5 79 | 83 | 8 |
| 591 | DRUG STORES | 18 | 18 | (0) | (0) | (0) | (0) | (0) | (0) |
| | PROPRIETARY STORES | 1 | 1 | (0) | (0) | (0) | (0) | (0) | (0) |
| | OTHER RETAIL STORES | | | | | | | | |
| 59 EX.591 | TOTAL | 93 | 65 | 10 125 | 9 055 | 1 355 | 26 023 | 311 | 82 |
| 592 | LIQUOR STORES | 15 | 9 | 1 166 | 764 | 29 | 520 | 12 | 16 |
| 593 | ANTIQUA STORES, SECONOHANO STORES | 7 | 3 | 153 | 135 | 12 | 347 | 6 | 6 |
| 594 | BOOK, STATIONERY STORES | 5 | 3 | 481 | 471 | 76 | 1 500 | 19 | 3 |
| 595 | SPORTING GOODS STORES, BICYCLE SHOPS | 2 | 2 | (0) | (0) | (0) | (0) | (0) | (0) |
| 596 | FARM, GARDEN SUPPLY STORES, INCLUDING FEEO STORES | 1 | 1 | (0) | (0) | (0) | (0) | (0) | (0) |
| 597 | JEWELRY STORES | 13 | 11 | 1 280 | 1 200 | 169 | 3 143 | 47 | 14 |
| 598 | FUEL, ICE DEALERS | 9 | 7 | 3 210 | 3 180 | 525 | 9 076 | 78 | 5 |
| 599 | OTHER STORES | 41 | 29 | 3 535 | 3 005 | 511 | 10 498 | 137 | 35 |
| | NONSTORE RETAILERS* | | | | | | | | |
| 53 PART* | TOTAL | 22 | 14 | 2 192 | 2 108 | 390 | 7 691 | 110 | 14 |

Standard Notes: - Represents zero. (D) Withheld to avoid disclosure. (NA) Not available. (X) Not applicable.
 *Nonstore retailers, part of SIC major group 53, are shown separately in this table.

TABLE 6. Cities With 500 Establishments or More: 1963-Continued

| SIC code | City and kind of business | Establishments | | Sales | | Payroll, entire year (\$1,000) | Payroll, workweek ended nearest Nov. 15 (dollars) | Paid employees, workweek ended nearest Nov. 15 (number) | Active proprietors of unincorporated businesses (number) |
|------------------|--|----------------|-----------------------|-------------------------------------|---------------------------------------|--------------------------------|---|---|--|
| | | Total (number) | With payroll (number) | Total, all establishments (\$1,000) | Establishments with payroll (\$1,000) | | | | |
| <u>ROCHESTER</u> | | | | | | | | | |
| | RETAIL TRADE, TOTAL | 3 055 | 2 169 | 602 373 | 577 001 | 76 990 | 1 525 916 | 22 885 | 2 683 |
| | LUMBER, BUILDING MATERIALS, HARDWARE, FARM EQUIPMENT DEALERS | | | | | | | | |
| 52 | TOTAL | 154 | 98 | 21 840 | 20 846 | 3 103 | 57 387 | 631 | 120 |
| 521 | LUMBER YARDS | 10 | 10 | 8 602 | 8 602 | 1 073 | 18 683 | 184 | 2 |
| | BUILDING MATERIALS DEALERS | 24 | 14 | 4 009 | 3 895 | 724 | 14 798 | 152 | 19 |
| 522 | HEATING, PLUMBING EQUIPMENT DEALERS | 18 | 12 | 1 755 | 1 651 | 405 | 7 374 | 83 | 9 |
| 523 | PAINT, GLASS, WALLPAPER STORES | 31 | 17 | 2 202 | 1 954 | 271 | 4 715 | 57 | 25 |
| 524 | ELECTRICAL SUPPLY STORES | 2 | 2 | (D) | (D) | (D) | (D) | (D) | (D) |
| 5251 | HARDWARE STORES | 65 | 39 | 4 123 | 3 595 | 500 | 9 771 | 134 | 61 |
| 5252 | FARM EQUIPMENT DEALERS | 4 | 4 | (D) | (D) | (D) | (D) | (D) | (D) |
| | GENERAL MERCHANDISE GROUP STORES* | | | | | | | | |
| 53 PART* | TOTAL | 51 | 43 | 104 695 | 104 521 | 17 464 | 402 580 | 6 553 | 24 |
| 531 | DEPARTMENT STORES | 9 | 9 | 91 432 | 91 432 | 15 447 | 369 197 | 5 792 | - |
| 533 | LIMITED PRICE VARIETY STORES | 20 | 14 | 5 635 | 5 491 | 973 | 12 807 | 398 | 11 |
| 539 | GENERAL MERCHANDISE STORES | 13 | 11 | (D) | (D) | (D) | (D) | (D) | (D) |
| | DRY GOODS STORES | 7 | 7 | 788 | 788 | 141 | 2 437 | 42 | 6 |
| | SEWING, NEEDLEWORK STORES | 2 | 2 | (D) | (D) | (D) | (D) | (D) | (D) |
| | FOOD STORES | | | | | | | | |
| 54 | TOTAL | 650 | 358 | 122 076 | 109 384 | 9 206 | 177 397 | 2 748 | 652 |
| 541 | GROCERY STORES, INCLUDING DELICATESSENS | 465 | 247 | 107 312 | 97 554 | 7 272 | 137 665 | 2 091 | 464 |
| 542 | MEAT MARKETS | 43 | 27 | 5 457 | 4 419 | 420 | 7 977 | 111 | 46 |
| | FISH (SEAFOOD) MARKETS | 5 | 5 | (D) | (D) | (D) | (D) | (D) | (D) |
| 543 | FRUIT STORES, VEGETABLE MARKETS | 14 | - | 785 | (D) | (D) | (D) | (D) | (D) |
| 544 | CANDY, NUT, CONFECTIONERY STORES | 31 | 17 | 929 | 721 | 104 | 2 015 | 41 | 23 |
| 545 | DAIRY PRODUCTS STORES | 13 | 9 | 1 596 | 1 406 | 157 | 3 412 | 53 | 12 |
| 546 | RETAIL BAKERIES | 64 | 48 | 4 015 | 3 507 | 971 | 20 063 | 362 | 69 |
| 5462 | RETAIL BAKERIES, MANUFACTURING | 57 | 47 | 3 835 | (D) | (D) | (D) | (D) | (D) |
| 5463 | RETAIL BAKERIES, NONMANUFACTURING | 7 | 1 | 180 | (D) | (D) | (D) | (D) | (D) |
| 549 | EGG AND POULTRY DEALERS | 8 | 2 | 345 | (D) | (D) | (D) | (D) | (D) |
| | OTHER | 7 | 3 | 1 365 | 1 311 | 248 | 5 621 | 77 | 7 |
| | AUTOMOTIVE DEALERS | | | | | | | | |
| 55 EX.554 | TOTAL | 113 | 77 | 135 526 | 134 362 | 12 525 | 219 493 | 2 085 | 67 |
| 551 | PASSENGER CAR DEALERS, FRANCHISED | 34 | 34 | 127 170 | 127 170 | 11 629 | 200 502 | 1 876 | 2 |
| | DOMESTIC CAR DEALERS | 24 | 24 | 117 331 | 117 331 | 10 516 | 181 141 | 1 692 | 1 |
| | IMPORTED CAR DEALERS | 5 | 5 | 5 186 | 5 186 | 569 | 10 312 | 99 | - |
| | DOMESTIC AND IMPORTED CAR DEALERS | 5 | 5 | 4 653 | 4 653 | 544 | 9 049 | 85 | 1 |
| 552 | PASSENGER CAR DEALERS, NONFRANCHISED | 35 | 9 | 1 892 | 1 534 | 106 | 2 096 | 25 | 36 |
| 553 | TIRE, BATTERY, ACCESSORY DEALERS | 20 | 18 | 3 223 | 3 089 | 477 | 10 820 | 104 | 13 |
| | HOME AND AUTO SUPPLY STORES | 10 | 10 | (D) | (D) | (D) | (D) | (D) | (D) |
| 559 | MISCELLANEOUS AIRCRAFT, MARINE, AUTOMOTIVE DEALERS | 14 | 6 | (D) | (D) | (D) | (D) | (D) | (D) |
| | AIRCRAFT, BOAT, MOTORCYCLE DEALERS | 11 | 5 | 1 588 | 972 | 111 | 2 035 | 23 | 11 |
| | HOUSEHOLD TRAILER DEALERS | 2 | - | 56 | - | - | - | - | 2 |
| | OTHER AUTOMOTIVE DEALERS | 1 | 1 | (D) | (D) | (D) | (D) | (D) | (D) |
| | GASOLINE SERVICE STATIONS | | | | | | | | |
| 55PT(554) | TOTAL | 247 | 205 | 23 914 | 22 642 | 2 200 | 45 289 | 774 | 256 |
| | APPAREL, ACCESSORY STORES | | | | | | | | |
| 56 | TOTAL | 249 | 187 | 40 471 | 39 665 | 7 149 | 136 322 | 2 273 | 165 |
| 561,567 | MEN'S, BOYS' APPAREL STORES, CUSTOM TAILORS | 54 | 40 | 6 883 | 6 731 | 1 122 | 19 548 | 292 | 41 |
| 561 | MEN'S, BOYS' CLOTHING AND FURNISHINGS STORES | 31 | 31 | 6 562 | 6 562 | 1 072 | 18 612 | 269 | 17 |
| 567 | CUSTOM TAILORS | 23 | 9 | 321 | 169 | 50 | 936 | 23 | 24 |
| 562-3,568 | WOMEN'S CLOTHING, SPECIALTY STORES | 94 | 70 | 21 212 | 20 856 | 3 785 | 70 013 | 1 291 | 70 |
| 562 | WOMEN'S READY-TO-WEAR STORES | 50 | 44 | 17 667 | 17 487 | 3 124 | 59 004 | 1 119 | 25 |
| 563,568 | WOMEN'S ACCESSORY, SPECIALTY STORES, FURRIERS | 44 | 26 | 3 545 | 3 369 | 661 | 11 009 | 172 | 45 |
| 563 | MILLINERY STORES | 9 | 7 | 381 | 357 | 56 | 1 162 | 29 | 10 |
| | CORSET, LINGERIE STORES | 8 | 2 | (D) | (D) | (D) | (D) | (D) | (D) |
| | HOSIERY STORES | 2 | 2 | (D) | (D) | (D) | (D) | (D) | (D) |
| | APPAREL, ACCESSORY, OTHER SPECIALTY STORES | 8 | 4 | 1 295 | 1 231 | 223 | 3 221 | 62 | 8 |
| 568 | FURRIERS, FUR SHOPS | 17 | 11 | 1 691 | 1 625 | 364 | 6 270 | 74 | 15 |
| 565 | FAMILY CLOTHING STORES | 23 | 13 | 6 019 | 5 897 | 1 305 | 28 180 | 419 | 16 |
| 566 | SHOE STORES | 72 | 58 | 5 779 | 5 603 | 841 | 16 723 | 242 | 36 |
| | MEN'S SHOE STORES | 11 | 7 | (D) | (D) | (D) | (D) | (D) | (D) |
| | WOMEN'S SHOE STORES | 13 | 13 | 1 612 | 1 612 | 235 | 5 022 | 68 | 3 |
| | CHILDREN'S, JUVENILES' SHOE STORES | 4 | 4 | (D) | (D) | (D) | (D) | (D) | (D) |
| | FAMILY SHOE STORES | 44 | 34 | 3 371 | 3 241 | 488 | 9 271 | 139 | 26 |
| 564 | CHILDREN'S, INFANTS' WEAR STORES | 4 | 4 | (D) | (D) | (D) | (D) | (D) | (D) |
| 569 | MISCELLANEOUS APPAREL, ACCESSORY STORES | 2 | 2 | (D) | (D) | (D) | (D) | (D) | (D) |
| | FURNITURE, HOME FURNISHINGS, EQUIPMENT STORES | | | | | | | | |
| 57 | TOTAL | 175 | 123 | 34 482 | 33 368 | 5 254 | 94 435 | 1 097 | 127 |
| 571 | FURNITURE, HOME FURNISHINGS STORES | 100 | 64 | 17 827 | 16 921 | 3 075 | 55 795 | 673 | 82 |
| 5712 | FURNITURE STORES | 52 | 38 | 14 569 | 14 061 | 2 604 | 44 962 | 511 | 41 |
| 5713 | FLOOR COVERING STORES | 16 | 8 | 1 603 | 1 317 | 228 | 4 514 | 48 | 15 |
| 5714 | DRAPERY, CURTAIN, UPHOLSTERY STORES | 15 | 9 | 769 | 745 | 139 | 3 594 | 53 | 13 |
| 5715 | CHINA, GLASSWARE, METALWARE STORES | 3 | 1 | (D) | (D) | (D) | (D) | (D) | (D) |
| 5719 | MISCELLANEOUS HOME FURNISHINGS STORES | 14 | 8 | (D) | (D) | (D) | (D) | (D) | (D) |

Standard Notes: - Represents zero. (D) Withheld to avoid disclosure. (NA) Not available. (X) Not applicable.
*Nonstore retailers, part of SIC major group 53, are shown separately in this table.

TABLE 6. Cities With 500 Establishments or More: 1963-Continued

| SIC code | City and kind of business | Establishments | | Sales | | Payroll, entire year (\$1,000) | Payroll, workweek ended nearest Nov. 15 (dollars) | Paid employees, workweek ended nearest Nov. 15 (number) | Active proprietors of unincorporated businesses (number) |
|--|---|----------------|-----------------------|-------------------------------------|---------------------------------------|--------------------------------|---|---|--|
| | | Total (number) | With payroll (number) | Total, all establishments (\$1,000) | Establishments with payroll (\$1,000) | | | | |
| <u>RDCHESER--CONTINUED</u> | | | | | | | | | |
| FURNITURE, HOME FURNISHINGS, EQUIPMENT STORES--CON. | | | | | | | | | |
| S72 | HOUSEHOLD APPLIANCE STORES | 40 | 34 | 12 728 | 12 680 | 1 586 | 28 360 | 287 | 21 |
| S732 | RADIO, TELEVISION STORES | 10 | 8 | 1 561 | 1 485 | 175 | 2 960 | 37 | 6 |
| S733 | MUSIC STORES | 25 | 17 | 2 366 | 2 282 | 418 | 7 320 | 100 | 18 |
| | RECORD SHOPS | 8 | 4 | 147 | (D) | (D) | (D) | (D) | (D) |
| | MUSICAL INSTRUMENT STORES | 17 | 13 | 2 219 | (D) | (D) | (D) | (D) | (D) |
| EATING, DRINKING PLACES | | | | | | | | | |
| S8 | TOTAL | 715 | 615 | 41 564 | 39 738 | 9 611 | 200 223 | 3 919 | 702 |
| S812 | EATING PLACES | 458 | 362 | 28 449 | 26 695 | 7 264 | 152 133 | 2 989 | 421 |
| | RESTAURANTS, LUNCHROOMS | 315 | 253 | 21 739 | 20 425 | 5 557 | 119 193 | 2 273 | 317 |
| | CAFETERIAS | 32 | 32 | 2 193 | 2 193 | 750 | 13 350 | 252 | 10 |
| | REFRESHMENT PLACES | 88 | 64 | 3 616 | 3 616 | 846 | 17 310 | 402 | 76 |
| | CATERERS | 23 | 13 | 577 | 461 | 111 | 2 280 | 62 | 18 |
| S813 | DRINKING PLACES (ALCOHOLIC BEVERAGES) | 257 | 253 | 13 115 | 13 043 | 2 347 | 48 090 | 930 | 281 |
| DRUG STORES, PROPRIETARY STORES | | | | | | | | | |
| S9PT(S91) | TOTAL | 100 | 98 | 18 110 | 18 080 | 2 760 | 49 956 | 732 | 50 |
| S91 | DRUG STORES | 99 | 97 | (0) | (D) | (0) | (0) | 730 | (0) |
| | PROPRIETARY STORES | 1 | 1 | (0) | (0) | (0) | (D) | (D) | (0) |
| OTHER RETAIL STORES | | | | | | | | | |
| S9 EX,S91 | TOTAL | 479 | 313 | 42 225 | 38 171 | 5 665 | 103 845 | 1 404 | 409 |
| S92 | LIQUOR STORES | 89 | 67 | 8 424 | 7 138 | 487 | 8 983 | 166 | 90 |
| S93 | ANTIQUA STORES, SECONDHAND STORES | 36 | 18 | 1 336 | 996 | 182 | 3 113 | 50 | 37 |
| S932 | ANTIQUA STORES | 6 | 2 | 98 | (0) | (0) | (D) | (0) | (0) |
| S933 | SECONDHAND STORES | 30 | 16 | 1 238 | (0) | (0) | (D) | (D) | (0) |
| S94 | BOOK, STATIONERY STORES | 18 | 10 | 2 517 | 2 441 | 516 | 8 386 | 141 | 10 |
| S942 | BOOK STORES | 5 | 3 | (D) | (0) | (D) | (D) | (0) | (0) |
| S943 | STATIONERY STORES | 13 | 7 | (D) | (D) | (0) | (0) | (0) | (D) |
| S95 | SPORTING GOODS STORES, BICYCLE SHOPS | 28 | 14 | 2 042 | 1 702 | 227 | 4 155 | 67 | 28 |
| S952 | SPORTING GOODS STORES | 20 | 10 | 1 745 | 1 515 | 203 | 3 723 | 62 | 20 |
| S953 | BICYCLE SHOPS | 8 | 4 | 297 | 187 | 24 | 432 | 5 | 8 |
| S962 | HAY, GRAIN, FEED STORES | 1 | 1 | (0) | (D) | (0) | (0) | (0) | (0) |
| S969 | OTHER FARM SUPPLY STORES | 1 | 1 | (0) | (0) | (0) | (0) | (0) | (0) |
| | GARDEN SUPPLY STORES | 1 | 1 | (D) | (0) | (0) | (0) | (0) | (0) |
| S97 | JEWELRY STORES | 52 | 28 | 3 415 | 3 065 | 563 | 10 187 | 126 | 39 |
| S98 | FUEL, ICE DEALERS | 44 | 36 | 11 780 | 11 454 | 1 476 | 24 099 | 249 | 23 |
| S982 | COAL AND WOOD DEALERS | 7 | 7 | 763 | 763 | 117 | 2 429 | 25 | 2 |
| | ICE DEALERS | 2 | - | 10 | - | - | - | - | 2 |
| S983 | FUEL OIL DEALERS | 31 | 25 | 10 872 | 10 556 | 1 323 | 20 813 | 214 | 16 |
| S984 | BOTTLED GAS DEALERS | 4 | 4 | 135 | 135 | 36 | 857 | 10 | 3 |
| S992 | FLORISTS | 48 | 34 | 2 393 | 2 175 | 471 | 9 119 | 145 | 50 |
| S993 | CIGAR STORES, STANDS | 20 | 16 | 946 | 902 | 90 | 1 649 | 32 | 19 |
| S994 | NEWS DEALERS, NEWSSTANDS | 3 | 3 | (0) | (0) | (0) | (D) | (0) | (0) |
| S996 | CAMERA, PHOTOGRAPHIC SUPPLY STORES | 6 | 6 | 650 | 650 | 83 | 1 580 | 20 | 2 |
| S997 | GIFT, NOVELTY, SOUVENIR SHOPS | 24 | 8 | 395 | 249 | 38 | 885 | 20 | 26 |
| S998 | OPTICAL GOODS STORES | 31 | 25 | 2 299 | 2 185 | 765 | 14 385 | 133 | 18 |
| S999 | TYPEWRITER STORES | 4 | 4 | 506 | 506 | 102 | 1 180 | 18 | 4 |
| | LUGGAGE, LEATHER GOODS STORES | 7 | 5 | 1 300 | (D) | (D) | (D) | (0) | (D) |
| | HOBBY, TOY, GAME SHOPS | 11 | 5 | 332 | 218 | 23 | 540 | 10 | 10 |
| | RELIGIOUS GOODS STORES | 6 | 2 | 279 | (0) | (0) | (D) | (0) | (0) |
| | PET SHOPS | 8 | 6 | 696 | (0) | (0) | (D) | (0) | (0) |
| | OTHER | 41 | 23 | 1 897 | 1 431 | 295 | 5 573 | 72 | 35 |
| NONSTORE RETAILERS* | | | | | | | | | |
| S3 PART* | TOTAL | 119 | 49 | 11 431 | 10 185 | 1 584 | 30 374 | 552 | 109 |
| S32 | MAIL-ORDER HOUSES | 6 | 4 | 826 | (0) | (0) | (0) | (D) | (0) |
| S34 | MERCHANDISE VENDING MACHINE OPERATORS | 17 | 11 | 6 119 | (D) | (0) | (0) | (0) | (0) |
| S35 | DIRECT SELLING (HOUSE-TO-HOUSE) ORGANIZATIONS | 96 | 34 | 4 486 | 3 572 | 570 | 10 965 | 140 | 90 |
| <u>SCHENECTADY</u> | | | | | | | | | |
| RETAIL TRADE, TOTAL | | | | | | | | | |
| | | 1 021 | 679 | 147 167 | 139 267 | 16 597 | 344 069 | 5 581 | 888 |
| LUMBER, BUILDING MATERIALS, HARDWARE, FARM EQUIPMENT DEALERS | | | | | | | | | |
| S2 | TOTAL | 41 | 33 | 4 903 | 4 735 | 760 | 14 773 | 174 | 23 |
| S21 | LUMBER AND OTHER BUILDING MATERIALS DEALERS | 8 | 8 | 2 603 | 2 603 | 346 | 6 403 | 76 | 2 |
| S22-S24 | HEATING, PLUMBING, PAINT, ELECTRICAL STORES | 18 | 14 | 1 312 | (0) | (D) | (0) | (0) | (0) |
| S251 | HARDWARE STORES | 15 | 11 | 988 | (0) | (D) | (0) | (0) | (0) |
| S252 | FARM EQUIPMENT DEALERS | - | - | - | - | - | - | - | - |
| GENERAL MERCHANDISE GROUP STORES* | | | | | | | | | |
| S3 PART* | TOTAL | 21 | 21 | 26 413 | 26 413 | 3 651 | 71 750 | 1 494 | 11 |
| S31 | DEPARTMENT STORES | 6 | 6 | 18 345 | 18 345 | 2 354 | 47 485 | 1 108 | - |
| S33 | LIMITED PRICE VARIETY STORES | 9 | 9 | (D) | (0) | (0) | (0) | (0) | (0) |
| S39 | MISCELLANEOUS GENERAL MERCHANDISE STORES | 6 | 6 | (0) | (0) | (0) | (D) | (0) | (D) |

Standard Notes: - Represents zero. (D) Withheld to avoid disclosure. (NA) Not available. (X) Not applicable. † Revised
 *Nonstore retailers, part of SIC major group 53, are shown separately in this table.

TABLE 6. Cities With 500 Establishments or More: 1963-Continued

| SIC code | City and kind of business | Establishments | | Sales | | Payroll, entire year (\$1,000) | Payroll, workweek ended nearest Nov. 15 (dollars) | Paid employees, workweek ended nearest Nov. 15 (number) | Active proprietors of unincorporated businesses (number) |
|--|--|----------------|-----------------------|-------------------------------------|---------------------------------------|--------------------------------|---|---|--|
| | | Total (number) | With payroll (number) | Total, all establishments (\$1,000) | Establishments with payroll (\$1,000) | | | | |
| <u>SCHENECTADY--CONTINUED</u> | | | | | | | | | |
| FOOD STORES | | | | | | | | | |
| 54 | TOTAL | 206 | 98 | 28 607 | 25 519 | 2 106 | 43 940 | 781 | 176 |
| 541 | GROCERY STORES, INCLUDING DELICATESSENS. | 146 | 64 | 26 187 | 23 765 | 1 856 | 38 354 | 660 | 126 |
| 542 | MEAT MARKETS, FISH (SEAFOOD) MARKETS | 17 | 3 | 771 | (0) | (0) | (0) | (0) | (0) |
| 543 | FRUIT STORES, VEGETABLE MARKETS. | 5 | 3 | (0) | (0) | (0) | (0) | (0) | (0) |
| 544 | CANOE, NUT, CONFECTIONERY STORES | 10 | 8 | (0) | (0) | (0) | (0) | (0) | (0) |
| 545-549 | OTHER FOOD STORES. | 28 | 20 | 1 088 | 976 | 169 | 4 103 | 88 | 21 |
| AUTOMOTIVE DEALERS | | | | | | | | | |
| 55 EX.554 | TOTAL | 42 | 32 | 29 902 | 29 642 | 2 502 | 52 351 | 514 | 25 |
| GASOLINE SERVICE STATIONS | | | | | | | | | |
| 55PT(554) | TOTAL | 97 | 67 | 7 971 | 6 847 | 625 | 13 391 | 215 | 105 |
| APPAREL, ACCESSORY STORES | | | | | | | | | |
| 56 | TOTAL | 94 | 76 | 11 575 | 11 005 | 1 436 | 27 458 | 463 | 82 |
| 561,567 | MEN'S, BOYS' APPAREL STORES, CUSTOM TAILORS. | 21 | 17 | 3 911 | (0) | (0) | (0) | (0) | (0) |
| 562-3,568 | WOMEN'S CLOTHING, SPECIALTY STORES | 39 | 37 | 4 567 | 4 549 | 581 | 11 328 | 214 | 35 |
| 562 | WOMEN'S READY-TO-WEAR STORES | 21 | 19 | (0) | (0) | (0) | (0) | (0) | (0) |
| 563,568 | WOMEN'S ACCESSORY, SPECIALTY STORES, FURRIERS. | 18 | 18 | (0) | (0) | (0) | (0) | (0) | (0) |
| 565 | FAMILY CLOTHING STORES | 7 | 3 | 861 | 685 | 70 | 1 604 | 31 | 9 |
| 566 | SHOE STORES. | 19 | 15 | 1 576 | (0) | (0) | (0) | (0) | (0) |
| 564,569 | OTHER APPAREL, ACCESSORY STORES. | 8 | 4 | 660 | 478 | 67 | 1 303 | 30 | 10 |
| FURNITURE, HOME FURNISHINGS, EQUIPMENT STORES | | | | | | | | | |
| 57 | TOTAL | 56 | 48 | 7 056 | 6 952 | 945 | 17 703 | 218 | 42 |
| 571 | FURNITURE, HOME FURNISHINGS STORES | 34 | 28 | 3 868 | 3 786 | 588 | 10 273 | 123 | 24 |
| 572,573 | HOUSEHOLD APPLIANCE, RADIO, TELEVISION, MUSIC STORES | 22 | 20 | 3 188 | 3 166 | 357 | 7 430 | 95 | 18 |
| EATING, DRINKING PLACES | | | | | | | | | |
| 58 | TOTAL | 222 | 158 | 10 746 | 9 592 | 2 153 | 46 877 | 915 | 213 |
| 5812 | EATING PLACES. | 147 | 91 | 7 919 | 6 927 | 1 777 | 38 696 | 753 | 137 |
| 5813 | DRINKING PLACES (ALCOHOLIC BEVERAGES). | 75 | 67 | 2 827 | 2 665 | 376 | 8 181 | 162 | 76 |
| DRUG STORES, PROPRIETARY STORES | | | | | | | | | |
| 59PT(591) | TOTAL | 32 | 28 | 5 830 | 5 774 | 646 | 12 707 | 189 | 22 |
| 591 (| DRUG STORES. | 32 | 28 | 5 830 | 5 774 | 646 | 12 707 | 189 | 22 |
| (| PROPRIETARY STORES | - | - | - | - | - | - | - | - |
| OTHER RETAIL STORES | | | | | | | | | |
| 59 EX.591 | TOTAL | 175 | 107 | 12 491 | 11 401 | 1 525 | 38 387 | 548 | 157 |
| 592 | LIQUOR STORES. | 26 | 22 | 2 342 | 2 188 | 171 | 2 689 | 57 | 22 |
| 593 | ANTIQUARY STORES, SECONDHAND STORES. | 8 | 4 | 512 | (0) | (0) | (0) | (0) | (0) |
| 594 | BOOK, STATIONERY STORES. | 8 | 6 | 386 | 352 | 42 | 863 | 17 | 7 |
| 595 | SPORTING GOODS STORES, BICYCLE SHOPS. | 9 | 7 | 1 333 | 1 325 | 179 | 2 993 | 33 | 5 |
| 596 | FARM, GARDEN SUPPLY STORES, INCLUDING FEED STORES. | 7 | 5 | 964 | 930 | 99 | 12 045 | 177 | 6 |
| 597 | JEWELRY STORES | 22 | 12 | 1 113 | 1 015 | 157 | 2 986 | 43 | 21 |
| 598 | FUEL, ICE DEALERS. | 18 | 12 | 3 355 | 3 231 | 471 | 9 181 | 90 | 13 |
| 599 | OTHER STORES | 77 | 39 | 2 486 | (0) | (0) | (0) | (0) | (0) |
| NONSTORE RETAILERS* | | | | | | | | | |
| 53 PART* | TOTAL | 35 | 11 | 1 673 | 1 387 | 248 | 4 732 | 70 | 32 |
| <u>SYRACUSE</u> | | | | | | | | | |
| RETAIL TRADE, TOTAL. | | | | | | | | | |
| | | 2 072 | 1 494 | 355 681 | 341 633 | 49 549 | 953 122 | 14 399 | 1 812 |
| LUMBER, BUILDING MATERIALS, HARDWARE, FARM EQUIPMENT DEALERS | | | | | | | | | |
| 52 | TOTAL | 69 | 53 | 8 878 | 8 658 | 1 343 | 24 174 | 291 | 41 |
| 521 | LUMBER AND OTHER BUILDING MATERIALS DEALERS. | 21 | 13 | 5 009 | 4 871 | 692 | 11 925 | 138 | 12 |
| 522-524 | HEATING, PLUMBING, PAINT, ELECTRICAL STORES. | 25 | 21 | 2 101 | 2 089 | 428 | 8 182 | 96 | 18 |
| 5251 | HARDWARE STORES. | 21 | 17 | (0) | (0) | (0) | (0) | (0) | (0) |
| 5252 | FARM EQUIPMENT DEALERS | 2 | 2 | (0) | (0) | (0) | (0) | (0) | (0) |
| GENERAL MERCHANDISE GROUP STORES* | | | | | | | | | |
| 53 PART* | TOTAL | 35 | 31 | 58 186 | 58 112 | 10 701 | 197 310 | 3 648 | 17 |
| 531 | DEPARTMENT STORES. | 7 | 7 | 47 513 | 47 513 | 8 877 | 162 359 | 2 953 | - |
| 533 | LIMITED PRICE VARIETY STORES | 14 | 12 | 8 473 | 8 405 | 1 622 | 30 627 | 633 | 9 |
| 539 | MISCELLANEOUS GENERAL MERCHANDISE STORES | 14 | 12 | 2 200 | 2 194 | 202 | 4 324 | 62 | 8 |
| FOOD STORES | | | | | | | | | |
| 54 | TOTAL | 386 | 240 | 68 832 | 62 666 | 5 631 | 108 792 | 1 630 | 368 |
| 541 | GROCERY STORES, INCLUDING DELICATESSENS. | 275 | 153 | 58 043 | 52 691 | 3 958 | 76 030 | 1 155 | 272 |
| 542 | MEAT MARKETS, FISH (SEAFOOD) MARKETS | 35 | 29 | 4 810 | 4 612 | 444 | 8 336 | 107 | 34 |
| 543 | FRUIT STORES, VEGETABLE MARKETS. | 13 | 5 | 1 173 | (0) | (0) | (0) | (0) | (0) |
| 544 | CANOE, NUT, CONFECTIONERY STORES | 17 | 15 | 915 | 911 | 141 | 2 523 | 54 | 5 |
| 545-549 | OTHER FOOD STORES. | 46 | 38 | 3 891 | (0) | (0) | (0) | (0) | (0) |

Standard Notes: - Represents zero. (D) Withheld to avoid disclosure. (NA) Not available. (X) Not applicable.
 *Nonstore retailers, part of SIC major group 53, are shown separately in this table.

TABLE 6. Cities With 500 Establishments or More: 1963-Continued

| SIC code | City and kind of business | Establishments | | Sales | | Payroll, entire year (\$1,000) | Payroll, workweek ended nearest Nov. 15 (dollars) | Paid employees, workweek ended nearest Nov. 15 (number) | Active proprietors of unincorporated businesses (number) |
|--|--|----------------|-----------------------|-------------------------------------|---------------------------------------|--------------------------------|---|---|--|
| | | Total (number) | With payroll (number) | Total, all establishments (\$1,000) | Establishments with payroll (\$1,000) | | | | |
| <u>SYRACUSE--CONTINUED</u> | | | | | | | | | |
| AUTOMOTIVE DEALERS | | | | | | | | | |
| 55 EX.554 | TOTAL | 80 | 58 | 79 750 | 79 074 | 7 663 | 144 057 | 1 252 | 36 |
| GASOLINE SERVICE STATIONS | | | | | | | | | |
| 55PT(554) | TOTAL | 174 | 140 | 15 480 | 14 422 | 1 333 | 28 664 | 481 | 178 |
| APPAREL, ACCESSORY STORES | | | | | | | | | |
| 56 | TOTAL | 165 | 127 | 29 206 | 28 656 | 5 222 | 103 290 | 1 576 | 111 |
| 561,567 | MEN'S, BOYS' APPAREL STORES, CUSTOM TAILORS | 44 | 34 | 9 309 | 9 103 | 1 505 | 29 975 | 398 | 26 |
| 562-3,56B | WOMEN'S CLOTHING, SPECIALTY STORES | 58 | 48 | 14 502 | 14 314 | 2 976 | 58 593 | 943 | 40 |
| 562 | WOMEN'S READY-TO-WEAR STORES | 34 | 32 | 12 531 | 12 405 | 2 642 | 52 650 | 843 | 24 |
| 563,568 | WOMEN'S ACCESSORY, SPECIALTY STORES, FURRIERS | 24 | 16 | 1 971 | 1 909 | 334 | 5 943 | 100 | 16 |
| 565 | FAMILY CLOTHING STORES | 13 | 7 | 6 687 | 6 441 | 72 | 1 555 | 29 | 14 |
| 566 | SHOE STORES | 38 | 34 | 4 339 | 4 297 | 646 | 12 720 | 192 | 15 |
| 564,569 | OTHER APPAREL, ACCESSORY STORES | 12 | 4 | 3 369 | 3 011 | 23 | 447 | 14 | 16 |
| FURNITURE, HOME FURNISHINGS, EQUIPMENT STORES | | | | | | | | | |
| 57 | TOTAL | 116 | 90 | 21 267 | 20 801 | 4 141 | 71 875 | 772 | 69 |
| 571 | FURNITURE, HOME FURNISHINGS STORES | 62 | 52 | 15 665 | 15 431 | 3 335 | 56 415 | 590 | 30 |
| 572,573 | HOUSEHOLD APPLIANCE, RADIO, TELEVISION, MUSIC STORES | 54 | 38 | 5 602 | 5 370 | 806 | 15 460 | 182 | 39 |
| EATING, DRINKING PLACES | | | | | | | | | |
| 58 | TOTAL | 492 | 430 | 30 132 | 29 080 | 6 917 | 147 070 | 2 979 | 517 |
| 5812 | EATING PLACES | 306 | 246 | 20 504 | 19 490 | 5 219 | 110 884 | 2 296 | 313 |
| 5813 | DRINKING PLACES (ALCOHOLIC BEVERAGES) | 186 | 184 | 9 628 | 9 590 | 1 698 | 36 186 | 683 | 204 |
| DRUG STORES, PROPRIETARY STORES | | | | | | | | | |
| 59PT(591) | TOTAL | 64 | 62 | 9 778 | 9 764 | 1 309 | 25 651 | 423 | 56 |
| 591 | DRUG STORES | 58 | 58 | (D) | (D) | (D) | (D) | (D) | (D) |
| (| PROPRIETARY STORES | 6 | 4 | (D) | (D) | (D) | (D) | (D) | (D) |
| OTHER RETAIL STORES | | | | | | | | | |
| 59 EX.591 | TOTAL | 328 | 220 | 24 598 | 22 554 | 3 623 | 68 315 | 955 | 278 |
| 592 | LIQUOR STORES | 59 | 51 | 5 142 | 4 774 | 317 | 6 018 | 122 | 62 |
| 593 | ANTIQUARIAN, SECONDHAND STORES | 34 | 14 | 712 | 568 | 95 | 1 911 | 32 | 30 |
| 594 | BOOK, STATIONERY STORES | 11 | 9 | 1 637 | 1 617 | 273 | 5 458 | 84 | 7 |
| 595 | SPORTING GOODS STORES, BICYCLE SHOPS | 24 | 16 | 1 122 | 974 | 132 | 2 677 | 45 | 22 |
| 596 | FARM, GARDEN SUPPLY STORES, INCLUDING FEEO STORES | 3 | 3 | 486 | 486 | 58 | 1 158 | 12 | 1 |
| 597 | JEWELRY STORES | 26 | 20 | 4 387 | 4 215 | 785 | 14 599 | 196 | 13 |
| 598 | FUEL, ICE DEALERS | 16 | 10 | 2 531 | 2 485 | 455 | 8 539 | 86 | 10 |
| 599 | OTHER STORES | 155 | 97 | 8 581 | 7 435 | 1 508 | 27 955 | 378 | 133 |
| NONSTORE RETAILERS* | | | | | | | | | |
| 53 PART* | TOTAL | 163 | 43 | 9 574 | 7 846 | 1 666 | 33 924 | 392 | 141 |
| <u>TROY</u> | | | | | | | | | |
| RETAIL TRADE, TOTAL | | | | | | | | | |
| | | 799 | 543 | 115 171 | 109 557 | 12 623 | 242 331 | 3 691 | 712 |
| LUMBER, BUILDING MATERIALS, HARDWARE, FARM EQUIPMENT DEALERS | | | | | | | | | |
| 52 | TOTAL | 25 | 13 | 2 425 | 2 237 | 291 | 5 823 | 60 | 17 |
| 521 | LUMBER AND OTHER BUILDING MATERIALS DEALERS | 9 | 7 | 1 512 | 1 502 | 198 | 4 011 | 37 | 5 |
| 522-524 | HEATING, PLUMBING, PAINT, ELECTRICAL STORES | 5 | 3 | 251 | (D) | (D) | (D) | (D) | (D) |
| 5251 | HARDWARE STORES | 11 | 3 | 662 | (D) | (D) | (D) | (D) | (D) |
| 5252 | FARM EQUIPMENT DEALERS | - | - | - | - | - | - | - | - |
| GENERAL MERCHANDISE GROUP STORES* | | | | | | | | | |
| 53 PART* | TOTAL | 14 | 12 | 8 355 | 8 335 | 1 053 | 20 672 | 339 | 10 |
| 531 | DEPARTMENT STORES | 3 | 3 | 5 492 | 5 492 | 638 | 13 145 | 207 | - |
| 533 | LIMITED PRICE VARIETY STORES | 3 | 3 | (D) | (D) | (D) | (D) | (D) | (D) |
| 539 | MISCELLANEOUS GENERAL MERCHANDISE STORES | 8 | 6 | (D) | (D) | (D) | (D) | (D) | (D) |
| FOOD STORES | | | | | | | | | |
| 54 | TOTAL | 187 | 89 | 29 039 | 26 217 | 2 219 | 42 501 | 717 | 181 |
| 541 | GROCERY STORES, INCLUDING DELICATESSENS | 134 | 56 | 24 851 | 22 341 | 1 614 | 30 397 | 521 | 132 |
| 542 | MEAT MARKETS, FISH (SEAFOOD) MARKETS | 13 | 7 | (D) | (D) | (D) | (D) | (D) | (D) |
| 543 | FRUIT STORES, VEGETABLE MARKETS | 12 | 4 | 950 | 764 | 65 | 1 256 | 18 | 14 |
| 544 | CANOEY, NUT, CONFECTIONERY STORES | 7 | 5 | (D) | (D) | (D) | (D) | (D) | (D) |
| 545-549 | OTHER FOOD STORES | 21 | 17 | 1 608 | 1 556 | 387 | 7 648 | 122 | 17 |
| AUTOMOTIVE DEALERS | | | | | | | | | |
| 55 EX.554 | TOTAL | 36 | 24 | 24 880 | 24 792 | 2 132 | 42 978 | 455 | 20 |
| GASOLINE SERVICE STATIONS | | | | | | | | | |
| 55PT(554) | TOTAL | 56 | 46 | 6 146 | 5 888 | 531 | 10 236 | 192 | 54 |

Standard Notes: - Represents zero. (D) Withheld to avoid disclosure. (NA) Not available. (X) Not applicable.
 *Nonstore retailers, part of SIC major group 53, are shown separately in this table.

TABLE 6. Cities With 500 Establishments or More: 1963-Continued

| SIC code | City and kind of business | Establishments | | Sales | | Payroll, entire year (\$1,000) | Payroll, workweek ended nearest Nov. 15 (dollars) | Paid employees, workweek ended nearest Nov. 15 (number) | Active proprietors of unincorporated businesses (number) |
|--|--|----------------|-----------------------|-------------------------------------|---------------------------------------|--------------------------------|---|---|--|
| | | Total (number) | With payroll (number) | Total, all establishments (\$1,000) | Establishments with payroll (\$1,000) | | | | |
| <u>TRDY--CONTINUED</u> | | | | | | | | | |
| APPAREL, ACCESSORY STORES | | | | | | | | | |
| 56 | TOTAL | 79 | 69 | 13 276 | 13 118 | 2 028 | 38 144 | 597 | 48 |
| 561,567 | MEN'S, BOYS' APPAREL STORES, CUSTOM TAILORS | 16 | 14 | (0) | (0) | (0) | (0) | (0) | (0) |
| 562-3,568 | WOMEN'S CLOTHING, SPECIALTY STORES | 34 | 30 | 8 174 | 8 072 | 1 342 | 24 462 | 410 | 24 |
| 562 | WOMEN'S READY-TO-WEAR STORES | 19 | 15 | 6 735 | 6 633 | 1 113 | 20 205 | 345 | 15 |
| 563,568 | WOMEN'S ACCESSORY, SPECIALTY STORES, FURRIERS | 15 | 15 | 1 439 | 1 439 | 229 | 4 257 | 55 | 9 |
| 565 | FAMILY CLOTHING STORES | 2 | 2 | (0) | (0) | (0) | (0) | (0) | (0) |
| 566 | SHOE STORES | 20 | 18 | (0) | (0) | (0) | (0) | (0) | (0) |
| 564,569 | OTHER APPAREL, ACCESSORY STORES | 7 | 5 | 425 | 399 | 34 | 704 | 18 | 8 |
| FURNITURE, HOME FURNISHINGS, EQUIPMENT STORES | | | | | | | | | |
| 57 | TOTAL | 41 | 35 | 7 054 | 6 936 | 998 | 18 491 | 224 | 28 |
| 571 | FURNITURE, HOME FURNISHINGS STORES | 25 | 21 | 5 363 | 5 307 | 765 | 14 210 | 165 | 15 |
| 572,573 | HOUSEHOLD APPLIANCE, RADIO, TELEVISION, MUSIC STORES | 16 | 14 | 1 691 | 1 629 | 233 | 4 281 | 59 | 13 |
| EATING, DRINKING PLACES | | | | | | | | | |
| 58 | TOTAL | 154 | 126 | 8 126 | 7 530 | 1 546 | 30 453 | 618 | 166 |
| 5812 | EATING PLACES | 88 | 66 | 5 759 | 5 331 | 1 179 | 23 204 | 469 | 96 |
| 5813 | DRINKING PLACES (ALCOHOLIC BEVERAGES) | 66 | 60 | 2 367 | 2 199 | 367 | 7 249 | 149 | 70 |
| DRUG STORES, PROPRIETARY STORES | | | | | | | | | |
| 59PT(591) | TOTAL | 28 | 26 | 3 148 | 3 086 | 400 | 7 343 | 111 | 23 |
| 591 | DRUG STORES | 28 | 26 | 3 148 | 3 086 | 400 | 7 343 | 111 | 23 |
| | PROPRIETARY STORES | - | - | - | - | - | - | - | - |
| OTHER RETAIL STORES | | | | | | | | | |
| 59 EX.591 | TOTAL | 149 | 95 | 11 696 | 10 714 | 1 327 | 23 823 | 344 | 135 |
| 592 | LIQUOR STORES | 21 | 17 | 1 356 | 1 226 | 66 | 1 181 | 32 | 24 |
| 593 | ANTIQUe STORES, SECONDHAND STORES | 9 | 5 | 260 | (0) | (0) | (0) | (0) | (0) |
| 594 | BOOK, STATIONERY STORES | 7 | 5 | 775 | 635 | 94 | 2 083 | 32 | 4 |
| 595 | SPORTING GOODS STORES, BICYCLE SHOPS | 9 | 3 | (0) | (0) | (0) | (0) | (0) | (0) |
| 596 | FARM, GARDEN SUPPLY STORES, INCLUDING FEED STORES | 5 | 3 | 574 | 566 | 38 | 632 | 9 | 4 |
| 597 | JEWELRY STORES | 12 | 12 | (0) | (0) | (0) | (0) | (0) | (0) |
| 598 | FUEL, ICE DEALERS | 24 | 14 | 3 896 | 3 656 | 351 | 5 899 | 70 | 21 |
| 599 | OTHER STORES | 62 | 36 | 3 085 | 2 723 | 427 | 7 608 | 110 | 63 |
| NONSTORE RETAILERS* | | | | | | | | | |
| 53 PART* | TOTAL | 30 | 8 | 1 026 | 704 | 98 | 1 867 | 34 | 30 |
| <u>UTICA</u> | | | | | | | | | |
| RETAIL TRADE, TOTAL | | 1 168 | 746 | 150 025 | 140 747 | 17 882 | 348 096 | 5 543 | 1 041 |
| LUMBER, BUILDING MATERIALS, HARDWARE, FARM EQUIPMENT DEALERS | | | | | | | | | |
| 52 | TOTAL | 44 | 24 | 4 220 | 3 780 | 562 | 11 279 | 139 | 37 |
| 521 | LUMBER AND OTHER BUILDING MATERIALS DEALERS | 6 | 6 | 1 239 | 1 239 | 167 | 3 508 | 42 | 3 |
| 522-524 | HEATING, PLUMBING, PAINT, ELECTRICAL STORES | 20 | 12 | 1 966 | 1 824 | 288 | 5 478 | 68 | 15 |
| 5251 | HARDWARE STORES | 16 | 6 | 1 009 | 717 | 107 | 2 293 | 29 | 17 |
| 5252 | FARM EQUIPMENT DEALERS | 2 | - | 6 | - | - | - | - | 2 |
| GENERAL MERCHANDISE GROUP STORES* | | | | | | | | | |
| 53 PART* | TOTAL | 21 | 19 | 19 306 | 19 288 | 2 578 | 48 370 | 1 050 | 13 |
| 531 | DEPARTMENT STORES | 6 | 6 | 15 958 | 15 958 | 2 036 | 38 715 | 845 | - |
| 533 | LIMITED PRICE VARIETY STORES | 9 | 9 | 2 759 | 2 759 | 500 | 8 763 | 190 | 6 |
| 539 | MISCELLANEOUS GENERAL MERCHANDISE STORES | 6 | 4 | 589 | 571 | 42 | 892 | 15 | 7 |
| FOOD STORES | | | | | | | | | |
| 54 | TOTAL | 229 | 101 | 35 415 | 32 075 | 2 773 | 56 242 | 882 | 229 |
| 541 | GROCERY STORES, INCLUDING DELICATESSENS | 161 | 65 | 31 843 | 29 149 | 2 208 | 44 386 | 665 | 160 |
| 542 | MEAT MARKETS, FISH (SEAFOOD) MARKETS | 16 | 8 | 1 414 | 1 178 | 102 | 2 205 | 37 | 23 |
| 543 | FRUIT STORES, VEGETABLE MARKETS | 6 | - | 60 | - | - | - | - | 6 |
| 544 | CANDY, NUT, CONFECTIONERY STORES | 19 | 9 | 431 | 209 | 32 | 618 | 16 | 16 |
| 545-549 | OTHER FOOD STORES | 27 | 19 | 1 667 | 1 539 | 431 | 9 033 | 164 | 24 |
| AUTOMOTIVE DEALERS | | | | | | | | | |
| 55 EX.554 | TOTAL | 45 | 29 | 28 589 | 28 263 | 2 859 | 47 811 | 496 | 27 |
| GASOLINE SERVICE STATIONS | | | | | | | | | |
| 55PT(554) | TOTAL | 107 | 73 | 8 558 | 7 226 | 675 | 15 365 | 211 | 109 |
| APPAREL, ACCESSORY STORES | | | | | | | | | |
| 56 | TOTAL | 141 | 105 | 12 179 | 11 535 | 1 834 | 34 644 | 634 | 100 |
| 561,567 | MEN'S, BOYS' APPAREL STORES, CUSTOM TAILORS | 26 | 20 | 3 296 | 3 084 | 481 | 9 550 | 159 | 16 |
| 562-3,568 | WOMEN'S CLOTHING, SPECIALTY STORES | 72 | 56 | 6 630 | 6 478 | 1 070 | 20 072 | 395 | 51 |
| 562 | WOMEN'S READY-TO-WEAR STORES | 53 | 37 | 5 337 | 5 185 | 833 | 15 544 | 322 | 39 |
| 563,568 | WOMEN'S ACCESSORY, SPECIALTY STORES, FURRIERS | 19 | 19 | 1 293 | 1 293 | 237 | 4 528 | 73 | 12 |

Standard Notes: - Represents zero. (D) Withheld to avoid disclosure. (NA) Not available. (X) Not applicable.
 *Nonstore retailers, part of SIC major group 53, are shown separately in this table.

TABLE 6. Cities With 500 Establishments or More: 1963-Continued

| SIC code | City and kind of business | Establishments | | Sales | | Payroll, entire year (\$1,000) | Payroll, workweek ended nearest Nov. 15 (dollars) | Paid employees, workweek ended nearest Nov. 15 (number) | Active proprietors of unincorporated businesses (number) |
|--|--|----------------|-----------------------|-------------------------------------|---------------------------------------|--------------------------------|---|---|--|
| | | Total (number) | With payroll (number) | Total, all establishments (\$1,000) | Establishments with payroll (\$1,000) | | | | |
| <u>UTICA--CONTINUED</u> | | | | | | | | | |
| APPAREL, ACCESSORY STORES--CONTINUED | | | | | | | | | |
| 565 | FAMILY CLOTHING STORES | 3 | 1 | 43 | (0) | (0) | (0) | (0) | (0) |
| 566 | SHOE STORES | 36 | 28 | 2 174 | (0) | (0) | (0) | (0) | (0) |
| 564,569 | OTHER APPAREL, ACCESSORY STORES | 4 | - | 36 | - | - | - | - | 4 |
| FURNITURE, HOME FURNISHINGS, EQUIPMENT STORES | | | | | | | | | |
| 57 | TOTAL | 79 | 47 | 6 577 | 6 069 | 907 | 18 908 | 234 | 66 |
| 571 | FURNITURE, HOME FURNISHINGS STORES | 46 | 28 | 4 328 | 4 034 | 621 | 13 211 | 165 | 35 |
| 572,573 | HOUSEHOLD APPLIANCE, RADIO, TELEVISION, MUSIC STORES | 33 | 19 | 2 249 | 2 035 | 286 | 5 697 | 69 | 31 |
| EATING, DRINKING PLACES | | | | | | | | | |
| 58 | TOTAL | 229 | 179 | 10 626 | 9 784 | 2 251 | 52 322 | 992 | 227 |
| 5812 | EATING PLACES | 146 | 102 | 7 274 | 6 582 | 1 747 | 38 481 | 765 | 139 |
| 5813 | DRINKING PLACES (ALCOHOLIC BEVERAGES) | 83 | 77 | 3 352 | 3 202 | 504 | 13 841 | 227 | 88 |
| DRUG STORES, PROPRIETARY STORES | | | | | | | | | |
| 59PT(591) | TOTAL | 29 | 29 | 4 800 | 4 800 | 642 | 12 279 | 184 | 16 |
| 591 | DRUG STORES | 26 | 26 | 4 648 | 4 648 | 619 | 11 868 | 177 | 14 |
| | PROPRIETARY STORES | 3 | 3 | 152 | 152 | 23 | 411 | 7 | 2 |
| OTHER RETAIL STORES | | | | | | | | | |
| 59 EX,591 | TOTAL | 188 | 122 | 15 398 | 14 284 | 1 963 | 36 641 | 522 | 169 |
| 592 | LIQUOR STORES | 34 | 30 | 2 814 | 2 596 | 154 | 3 111 | 51 | 38 |
| 593 | ANTIQUARIAN, SECONOHAND STORES | 19 | 5 | 599 | 435 | 41 | 711 | 18 | 16 |
| 594 | BOOK, STATIONERY STORES | 10 | 10 | 585 | 585 | 92 | 1 679 | 36 | 8 |
| 595 | SPORTING GOODS STORES, BICYCLE SHOPS | 4 | 4 | 638 | 638 | 82 | 1 472 | 21 | 2 |
| 596 | FARM, GARDEN SUPPLY STORES, INCLUDING FEEO STORES | 5 | 3 | 444 | (0) | (0) | (0) | (0) | (0) |
| 597 | JEWELRY STORES | 22 | 10 | 1 259 | 1 037 | 234 | 4 194 | 54 | 14 |
| 598 | FUEL, ICE DEALERS | 17 | 15 | 4 591 | 4 565 | 654 | 12 189 | 139 | 13 |
| 599 | OTHER STORES | 77 | 45 | 4 468 | (0) | (0) | (0) | (0) | (0) |
| NONSTORE RETAILERS* | | | | | | | | | |
| 53 PART* | TOTAL | 56 | 18 | 4 357 | 3 643 | 838 | 14 235 | 199 | 48 |
| <u>WHITE PLAINS</u> | | | | | | | | | |
| RETAIL TRADE, TOTAL | | r760 | r616 | r206 202 | r201 926 | r25 405 | r500 038 | r6 790 | r495 |
| LUMBER, BUILDING MATERIALS, HARDWARE, FARM EQUIPMENT DEALERS | | | | | | | | | |
| 52 | TOTAL | r27 | r21 | r5 560 | r5 362 | r790 | r14 588 | r127 | r15 |
| 521 | LUMBER AND OTHER BUILDING MATERIALS DEALERS | r9 | r9 | r3 500 | r3 500 | r473 | r8 795 | r69 | 2 |
| 522-524 | HEATING, PLUMBING, PAINT, ELECTRICAL STORES | 13 | 7 | 1 019 | 837 | 137 | 2 262 | 22 | 10 |
| 5251 | HARDWARE STORES | r5 | r5 | r1 041 | r1 025 | r180 | r3 531 | r36 | r3 |
| 5252 | FARM EQUIPMENT DEALERS | - | - | - | - | - | - | - | - |
| GENERAL MERCHANDISE GROUP STORES* | | | | | | | | | |
| 53 PART* | TOTAL | r24 | r18 | r63 823 | r63 591 | r7 556 | r157 650 | r2 519 | 14 |
| 531 | DEPARTMENT STORES | 4 | 4 | 58 136 | 58 136 | 6 804 | 143 540 | 2 289 | - |
| 533 | LIMITED PRICE VARIETY STORES | r6 | r4 | r1 887 | r1 725 | r329 | r5 813 | r131 | 4 |
| 539 | MISCELLANEOUS GENERAL MERCHANDISE STORES | 14 | 10 | 3 800 | 3 730 | 423 | 8 297 | 99 | 10 |
| FOOD STORES | | | | | | | | | |
| 54 | TOTAL | r107 | r69 | r20 803 | r19 169 | r1 725 | r32 084 | r434 | r85 |
| 541 | GROCERY STORES, INCLUDING DELICATESSENS | r72 | r38 | r16 679 | r15 179 | r1 255 | r22 974 | r299 | r60 |
| 542 | MEAT MARKETS, FISH (SEAFOOD) MARKETS | r11 | r9 | r2 470 | r2 456 | r196 | r3 787 | r46 | r11 |
| 543 | FRUIT STORES, VEGETABLE MARKETS | 5 | 3 | (0) | (0) | (0) | (0) | (0) | (0) |
| 544 | CANDY, NUT, CONFECTIONERY STORES | 7 | 7 | 449 | 449 | 50 | 880 | 19 | 1 |
| 545-549 | OTHER FOOD STORES | r12 | r12 | (0) | (0) | (0) | (0) | (0) | (0) |
| AUTOMOTIVE DEALERS | | | | | | | | | |
| 55 EX,554 | TOTAL | r28 | r26 | r39 211 | r39 137 | r2 832 | r53 553 | r469 | 9 |
| GASOLINE SERVICE STATIONS | | | | | | | | | |
| 55PT(554) | TOTAL | r58 | r54 | r6 972 | r6 776 | r702 | r15 080 | r212 | r47 |
| APPAREL, ACCESSORY STORES | | | | | | | | | |
| 56 | TOTAL | r113 | r101 | r27 607 | r27 401 | r4 328 | r83 371 | r1 021 | r51 |
| 561,567 | MEN'S, BOYS' APPAREL STORES, CUSTOM TAILORS | r22 | r20 | r4 762 | r4 756 | r765 | r13 078 | r138 | r12 |
| 562-3,568 | WOMEN'S CLOTHING, SPECIALTY STORES | r63 | r53 | r17 595 | r17 395 | r2 748 | r54 911 | r709 | r33 |
| 562 | WOMEN'S READY-TO-WEAR STORES | 34 | 32 | 15 806 | 15 756 | 2 475 | 49 426 | 633 | 15 |
| 563,568 | WOMEN'S ACCESSORY, SPECIALTY STORES, FURRIERS | r29 | r21 | r1 789 | r1 639 | r273 | r5 485 | r76 | r18 |
| 565 | FAMILY CLOTHING STORES | 2 | 2 | (0) | (0) | (0) | (0) | (0) | (0) |
| 566 | SHOE STORES | r24 | r24 | r3 388 | r3 388 | r535 | r9 762 | r115 | r6 |
| 564,569 | OTHER APPAREL, ACCESSORY STORES | 2 | 2 | (0) | (0) | (0) | (0) | (0) | (0) |
| FURNITURE, HOME FURNISHINGS, EQUIPMENT STORES | | | | | | | | | |
| 57 | TOTAL | r73 | r61 | r10 197 | r9 969 | r1 513 | r27 491 | r269 | r28 |
| 571 | FURNITURE, HOME FURNISHINGS STORES | r55 | r45 | r7 699 | r7 489 | r1 221 | r21 894 | r210 | r21 |
| 572,573 | HOUSEHOLD APPLIANCE, RADIO, TELEVISION, MUSIC STORES | r18 | r16 | r2 498 | r2 480 | r292 | r5 597 | r59 | 7 |

Standard Notes: - Represents zero. (D) Withheld to avoid disclosure. (NA) Not available. (X) Not applicable. r Revised.
 *Nonstore retailers, part of SIC major group 53, are shown separately in this table.

TABLE 6. Cities With 500 Establishments or More: 1963-Continued

| SIC code | City and kind of business | Establishments | | Sales | | Payroll, entire year (\$1,000) | Payroll, workweek ended nearest Nov. 15 (dollars) | Paid employees, workweek ended nearest Nov. 15 (number) | Active proprietors of unincorporated businesses (number) |
|--|--|----------------|-----------------------|-------------------------------------|---------------------------------------|--------------------------------|---|---|--|
| | | Total (number) | With payroll (number) | Total, all establishments (\$1,000) | Establishments with payroll (\$1,000) | | | | |
| <u>WHITE PLAINS--CONTINUED</u> | | | | | | | | | |
| EATING, DRINKING PLACES | | | | | | | | | |
| 58 | TOTAL | r140 | r124 | r11 735 | r11 499 | r3 068 | r61 757 | r1 096 | r105 |
| 5812 | EATING PLACES | r99 | r85 | r9 409 | r9 263 | r2 600 | r51 944 | r950 | r70 |
| 5813 | DRINKING PLACES (ALCOHOLIC BEVERAGES) | r41 | r39 | r2 326 | r2 236 | r468 | r9 813 | r146 | r35 |
| DRUG STORES, PROPRIETARY STORES | | | | | | | | | |
| 59PT(591) | TOTAL | r16 | r14 | r2 124 | r2 084 | r377 | r6 468 | r85 | r13 |
| 591 | DRUG STORES | r16 | r14 | r2 124 | r2 084 | r377 | r6 468 | r85 | r13 |
| | PROPRIETARY STORES | - | - | - | - | - | - | - | - |
| OTHER RETAIL STORES | | | | | | | | | |
| 59 EX.591 | TOTAL | r152 | r120 | r15 073 | r13 963 | r1 972 | r38 378 | r465 | r111 |
| 592 | LIQUOR STORES | r31 | r23 | r3 237 | r2 849 | r211 | r4 174 | r51 | r37 |
| 593 | ANTIQUA STORES, SECONOHANO STORES | 8 | 8 | 435 | 435 | 65 | r1 335 | r18 | 4 |
| 594 | BOOK, STATIONERY STORES | r21 | r9 | r1 248 | r830 | r124 | r2 658 | r30 | 17 |
| 595 | SPORTING GOODS STORES, BICYCLE SHOPS | r12 | r10 | r868 | r808 | r112 | r2 345 | r24 | r9 |
| 596 | FARM, GARDEN SUPPLY STORES, INCLUDING FEEO STORES | 2 | 2 | (0) | (0) | (0) | (0) | (0) | (0) |
| 597 | JEWELRY STORES | 9 | 9 | 1 349 | 1 349 | 258 | 4 998 | 49 | 1 |
| 598 | FUEL, ICE DEALERS | 2 | 2 | (0) | (0) | (0) | (0) | (0) | (0) |
| 599 | OTHER STORES | 67 | 57 | r6 625 | r6 407 | r1 013 | r19 815 | r264 | 43 |
| NONSTORE RETAILERS* | | | | | | | | | |
| 53 PART* | TOTAL | r22 | 8 | r3 097 | r2 975 | r542 | 9 618 | 93 | r17 |
| <u>YONKERS</u> | | | | | | | | | |
| RETAIL TRADE, TOTAL | | | | | | | | | |
| | | 1 784 | 1 216 | 332 300 | 315 376 | 36 962 | 717 290 | 10 273 | 1 485 |
| LUMBER, BUILDING MATERIALS, HARDWARE, FARM EQUIPMENT DEALERS | | | | | | | | | |
| 52 | TOTAL | 58 | 44 | 6 820 | 6 448 | 900 | 16 921 | 177 | 40 |
| 521 | LUMBER AND OTHER BUILDING MATERIALS DEALERS | 12 | 12 | 3 149 | 3 149 | 448 | 7 544 | 64 | 5 |
| 522-524 | HEATING, PLUMBING, PAINT, ELECTRICAL STORES | 22 | 18 | 2 040 | 1 882 | 256 | 5 500 | 59 | 14 |
| 5251 | HARDWARE STORES | 24 | 14 | 1 631 | 1 417 | 196 | 3 877 | 54 | 21 |
| 5252 | FARM EQUIPMENT DEALERS | - | - | - | - | - | - | - | - |
| GENERAL MERCHANDISE GROUP STORES* | | | | | | | | | |
| 53 PART* | TOTAL | 39 | 33 | 88 317 | 88 059 | 9 346 | 187 733 | 3 173 | 20 |
| 531 | DEPARTMENT STORES | 6 | 6 | 77 887 | 77 887 | 7 845 | 160 911 | 2 646 | - |
| 533 | LIMITED PRICE VARIETY STORES | 9 | 9 | 6 900 | 6 900 | 1 103 | 19 405 | 429 | 2 |
| 539 | MISCELLANEOUS GENERAL MERCHANDISE STORES | 24 | 18 | 3 530 | 3 272 | 398 | 7 417 | 98 | 18 |
| FOOD STORES | | | | | | | | | |
| 54 | TOTAL | 378 | 208 | 79 860 | 72 686 | 6 336 | 122 502 | 1 606 | 340 |
| 541 | GROCERY STORES, INCLUDING DELICATESSENS | 205 | 113 | 67 887 | 63 327 | 5 035 | 96 851 | 1 266 | 175 |
| 542 | MEAT MARKETS, FISH (SEAFOOD) MARKETS | 67 | 39 | 4 791 | 3 685 | 37 | 6 657 | 82 | 67 |
| 543 | FRUIT STORES, VEGETABLE MARKETS | 20 | 8 | 1 324 | 800 | 88 | 1 574 | 21 | 20 |
| 544 | CANDY, NUT, CONFECTIONERY STORES | 26 | 12 | 1 066 | 592 | 76 | 1 269 | 31 | 18 |
| 545-549 | OTHER FOOD STORES | 60 | 36 | 4 792 | 4 282 | 800 | 16 151 | 206 | 60 |
| AUTOMOTIVE DEALERS | | | | | | | | | |
| 55 EX.554 | TOTAL | 51 | 47 | 35 985 | 35 917 | 3 214 | 60 231 | 543 | 28 |
| GASOLINE SERVICE STATIONS | | | | | | | | | |
| 55PT(554) | TOTAL | 144 | 116 | 15 598 | 14 088 | 1 236 | 25 521 | 378 | 142 |
| APPAREL, ACCESSORY STORES | | | | | | | | | |
| 56 | TOTAL | 177 | 145 | 24 622 | 23 990 | 3 320 | 68 581 | 993 | 114 |
| 561,567 | MEN'S, BOYS' APPAREL STORES, CUSTOM TAILORS | 33 | 29 | 5 966 | 5 894 | 803 | 16 530 | 167 | 23 |
| 562-3,568 | WOMEN'S CLOTHING, SPECIALTY STORES | 75 | 63 | 10 664 | 10 406 | 1 466 | 30 472 | 545 | 47 |
| 562 | WOMEN'S READY-TO-WEAR STORES | 34 | 30 | 6 707 | 6 625 | 889 | 18 634 | 344 | 23 |
| 563,568 | WOMEN'S ACCESSORY, SPECIALTY STORES, FURRIERS | 41 | 33 | 3 957 | 3 781 | 577 | 11 838 | 201 | 24 |
| 565 | FAMILY CLOTHING STORES | 19 | 7 | 2 059 | 1 829 | 265 | 5 880 | 72 | 15 |
| 566 | SHOE STORES | 33 | 31 | 4 815 | 4 783 | 664 | 13 081 | 161 | 15 |
| 564,569 | OTHER APPAREL, ACCESSORY STORES | 17 | 15 | 1 118 | 1 078 | 122 | 2 618 | 48 | 14 |
| FURNITURE, HOME FURNISHINGS, EQUIPMENT STORES | | | | | | | | | |
| 57 | TOTAL | 113 | 77 | 16 646 | 15 652 | 1 808 | 37 207 | 349 | 81 |
| 571 | FURNITURE, HOME FURNISHINGS STORES | 77 | 51 | 9 194 | 8 524 | 1 163 | 23 176 | 215 | 58 |
| 572,573 | HOUSEHOLD APPLIANCE, RADIO, TELEVISION, MUSIC STORES | 36 | 26 | 7 452 | 7 128 | 645 | 14 031 | 134 | 23 |
| EATING, DRINKING PLACES | | | | | | | | | |
| 58 | TOTAL | 351 | 285 | 28 898 | 27 486 | 6 945 | 122 057 | 2 101 | 304 |
| 5812 | EATING PLACES | 238 | 180 | 24 206 | 22 974 | 6 113 | 105 847 | 1 813 | 194 |
| 5813 | DRINKING PLACES (ALCOHOLIC BEVERAGES) | 113 | 105 | 4 692 | 4 512 | 832 | 16 210 | 288 | 110 |

Standard Notes: - Represents zero. (D) Withheld to avoid disclosure. (NA) Not available. (X) Not applicable. r Revised.
 *Nonstore retailers, part of SIC major group 53, are shown separately in this table.

TABLE 6. Cities With 500 Establishments or More: 1963-Continued

| SIC code | City and kind of business | Establishments | | Sales | | Payroll, entire year (\$1,000) | Payroll, workweek ended nearest Nov. 15 (dollars) | Paid employees, workweek ended nearest Nov. 15 (number) | Active proprietors of unincorporated businesses (number) |
|------------|--|----------------|-----------------------|-------------------------------------|---------------------------------------|--------------------------------|---|---|--|
| | | Total (number) | With payroll (number) | Total, all establishments (\$1,000) | Establishments with payroll (\$1,000) | | | | |
| | <u>YONKERS--CONTINUED</u> | | | | | | | | |
| | DRUG STORES, PROPRIETARY STORES | | | | | | | | |
| 59PT (591) | TOTAL | 61 | 59 | 8 381 | 8 373 | 944 | 18 533 | 251 | 44 |
| 591 | DRUG STORES | 59 | 57 | (0) | (0) | (0) | (0) | (0) | (0) |
| | PROPRIETARY STORES | 2 | 2 | (0) | (0) | (0) | (0) | (0) | (0) |
| | OTHER RETAIL STORES | | | | | | | | |
| 59 EX. 591 | TOTAL | 293 | 169 | 20 832 | 17 794 | 2 078 | 40 434 | 488 | 270 |
| 592 | LIQUOR STORES | 53 | 45 | 6 176 | 5 608 | 347 | 6 454 | 92 | 57 |
| 593 | ANTIQUARIAN STORES, SECONDHAND STORES | 18 | 6 | 372 | 268 | 58 | 1 224 | 14 | 17 |
| 594 | BOOK, STATIONERY STORES | 46 | 20 | 2 071 | 1 445 | 156 | 3 248 | 53 | 45 |
| 595 | SPORTING GOODS STORES, BICYCLE SHOPS | 16 | 10 | 1 321 | 1 245 | 193 | 3 122 | 44 | 14 |
| 596 | FARM, GARDEN SUPPLY STORES, INCLUDING FEE STORES | 3 | 1 | 186 | (0) | (0) | (0) | (0) | (0) |
| 597 | JEWELRY STORES | 17 | 13 | 1 266 | 1 234 | 182 | 3 543 | 43 | 11 |
| 598 | FUEL, ICE DEALERS | 39 | 17 | 4 535 | 3 621 | 484 | 9 529 | 74 | 37 |
| 599 | OTHER STORES | 101 | 57 | 4 905 | (0) | (0) | (0) | (0) | (0) |
| | NONSTORE RETAILERS* | | | | | | | | |
| 53 PART* | TOTAL | 119 | 33 | 6 341 | 4 883 | 835 | 17 570 | 214 | 102 |

Standard Notes: - Represents zero. (D) Withheld to avoid disclosure. (NA) Not available. (X) Not applicable.
 *Nonstore retailers, part of SIC major group 53, are shown separately in this table.

TABLE 7. In-Plant Food Contractors: 1963

| SIC code | Standard metropolitan statistical area and kind of business | Establishments | | Sales | | Payroll, entire year (\$1,000) | Payroll, workweek ended nearest Nov. 15 (dollars) | Paid employees, workweek ended nearest Nov. 15 (number) | Active proprietors of unincorporated businesses (number) |
|--------------------------------------|---|-------------------|--------------------------|--|--|-----------------------------------|--|--|---|
| | | Total (number) | With payroll (number) | Total, all establishments (\$1,000) | Establishments with payroll (\$1,000) | | | | |
| <u>NEW YORK</u> | | | | | | | | | |
| 5812 PART | IN-PLANT FOOD CONTRACTORS: TOTAL | 552 | 548 | 49 140 | 49 090 | 16 023 | 341 114 | 6 035 | 146 |
| | RESTAURANTS; LUNCHROOMS. | 90 | 86 | 8 615 | 8 565 | 2 474 | 51 843 | 991 | 42 |
| | CAFETERIAS | 420 | 420 | 38 792 | 38 792 | 13 141 | 280 950 | 4 895 | 78 |
| | REFRESHMENT PLACES | 42 | 42 | 1 733 | 1 733 | 408 | 8 321 | 149 | 26 |
| <u>ALBANY-SCHENECTADY-TROY, SMSA</u> | | | | | | | | | |
| 5812 PART | IN-PLANT FOOD CONTRACTORS: TOTAL | 22 | 22 | 1 681 | 1 681 | 512 | 11 454 | 190 | 5 |
| | RESTAURANTS; LUNCHROOMS. | 2 | 2 | (D) | (D) | (D) | (D) | (D) | (D) |
| | CAFETERIAS | 19 | 19 | 1 547 | 1 547 | 494 | 10 987 | 183 | 2 |
| | REFRESHMENT PLACES | 1 | 1 | (D) | (D) | (D) | (D) | (D) | (D) |
| <u>BINGHAMTON, N.Y.-PA., SMSA</u> | | | | | | | | | |
| 5812 PART | IN-PLANT FOOD CONTRACTORS: TOTAL | 9 | 9 | 1 266 | 1 266 | 453 | 11 117 | 241 | 3 |
| | RESTAURANTS; LUNCHROOMS. | 1 | 1 | (D) | (D) | (D) | (D) | (D) | (D) |
| | CAFETERIAS | 6 | 6 | 1 177 | 1 177 | 430 | 10 678 | 233 | 2 |
| | REFRESHMENT PLACES | 2 | 2 | (D) | (D) | (D) | (D) | (D) | (D) |
| <u>BUFFALO SMSA</u> | | | | | | | | | |
| 5812 PART | IN-PLANT FOOD CONTRACTORS: TOTAL | 79 | 79 | 7 787 | 7 787 | 2 545 | 53 882 | 1 065 | 13 |
| | RESTAURANTS; LUNCHROOMS. | 24 | 24 | 2 906 | 2 906 | 945 | 21 235 | 460 | 4 |
| | CAFETERIAS | 50 | 50 | 4 602 | 4 602 | 1 551 | 31 358 | 578 | 4 |
| | REFRESHMENT PLACES | 5 | 5 | 279 | 279 | 49 | 1 289 | 27 | 5 |
| <u>NEW YORK SMSA</u> | | | | | | | | | |
| 5812 PART | IN-PLANT FOOD CONTRACTORS: TOTAL | 297 | 295 | 26 281 | 26 275 | 8 919 | 190 722 | 3 148 | 68 |
| | RESTAURANTS; LUNCHROOMS. | 41 | 39 | 3 558 | 3 552 | 1 033 | 21 143 | 326 | 21 |
| | CAFETERIAS | 229 | 229 | 21 631 | 21 631 | 7 601 | 163 683 | 2 725 | 36 |
| | REFRESHMENT PLACES | 27 | 27 | 1 092 | 1 092 | 285 | 5 896 | 97 | 11 |
| <u>ROCHESTER SMSA</u> | | | | | | | | | |
| 5812 PART | IN-PLANT FOOD CONTRACTORS: TOTAL | 48 | 48 | 3 612 | 3 612 | 1 199 | 23 300 | 415 | 21 |
| | RESTAURANTS; LUNCHROOMS. | 5 | 5 | 138 | 138 | 38 | 751 | 15 | 7 |
| | CAFETERIAS | 40 | 40 | 3 348 | 3 348 | 1 142 | 22 034 | 389 | 10 |
| | REFRESHMENT PLACES | 3 | 3 | 126 | 126 | 19 | 515 | 11 | 4 |
| <u>SYRACUSE SMSA</u> | | | | | | | | | |
| 5812 PART | IN-PLANT FOOD CONTRACTORS: TOTAL | 26 | 26 | 2 325 | 2 325 | 662 | 14 463 | 264 | 7 |
| | RESTAURANTS; LUNCHROOMS. | 2 | 2 | (D) | (D) | (D) | (D) | (D) | (D) |
| | CAFETERIAS | 24 | 24 | 1 936 | 1 936 | 584 | 12 955 | 230 | 6 |
| | REFRESHMENT PLACES | - | - | (D) | (D) | (D) | (D) | (D) | (D) |
| <u>UTICA-ROME, SMSA</u> | | | | | | | | | |
| 5812 PART | IN-PLANT FOOD CONTRACTORS: TOTAL | 9 | 9 | 336 | 336 | 119 | 2 133 | 41 | 2 |
| | CAFETERIAS | 9 | 9 | 336 | 336 | 119 | 2 133 | 41 | 2 |

Standard Notes: - Represents zero. (D) Withheld to avoid disclosure. (NA) Not available. (X) Not applicable.

TABLE 8. Commissaries, Exchanges, and Eating and Drinking Places Operated for Military Personnel by the U.S. Department of Defense: 1963

[These data were collected by the Department of Defense and are not included in any of the tabulations of the 1963 Census of Business]

| County | Sales | Civilian payroll, entire year | Civilian employees, workweek ended nearest Nov. 15 | Civilian payroll, workweek ended nearest Nov. 15 | Sales | Civilian payroll, entire year | Civilian employees, workweek ended nearest Nov. 15 | Civilian payroll, workweek ended nearest Nov. 15 |
|---------------------------|-----------|-------------------------------|--|--|----------------------------|-------------------------------|--|--|
| | (\$1,000) | (\$1,000) | (number) | (dollars) | (\$1,000) | (\$1,000) | (number) | (dollars) |
| | TOTAL | | | | COMMISSARIES | | | |
| NEW YORK: TOTAL | 48 721 | 5 587 | 1 585 | 117 817 | 23 528 | 1 942 | 348 | 36 581 |
| ALBANY | 207 | 66 | 21 | 1 196 | - | - | - | - |
| CLINTON | 5 333 | 459 | 132 | 10 237 | 2 703 | 112 | 25 | 2 171 |
| JEFFERSON | 2 263 | 241 | 26 | 1 860 | 136 | 25 | 7 | 550 |
| KINGS | 9 372 | 1 291 | 458 | 31 141 | 2 685 | 249 | 33 | 4 739 |
| NASSAU | 80 | 2 | 2 | 20 | - | - | - | - |
| NEW YORK | 3 185 | 390 | 113 | 8 978 | 1 328 | 137 | 19 | 2 058 |
| NIAGARA | 1 764 | 167 | 44 | 3 748 | 1 075 | 66 | 16 | 1 562 |
| ONEIDA | 4 259 | 442 | 109 | 9 089 | 2 536 | 188 | 38 | 3 622 |
| ONONDAGA | 2 576 | 242 | 60 | 5 012 | 1 543 | 90 | 18 | 1 732 |
| ORANGE | 7 656 | 997 | 287 | 20 695 | 4 167 | 384 | 68 | 7 370 |
| QUEENS | 5 207 | 521 | 133 | 10 567 | 2 871 | 228 | 35 | 4 423 |
| RICHMOND | 2 438 | 227 | 58 | 5 208 | 1 759 | 151 | 27 | 2 925 |
| SCHENECTADY | 1 526 | 211 | 49 | 4 101 | 1 139 | 134 | 26 | 2 626 |
| SENECA | 596 | 83 | 21 | 793 | 403 | 64 | 13 | 450 |
| SUFFOLK | 1 848 | 178 | 54 | 3 675 | 952 | 72 | 16 | 1 519 |
| WESTCHESTER | 411 | 70 | 18 | 1 497 | 231 | 42 | 7 | 834 |
| | EXCHANGES | | | | EATING AND DRINKING PLACES | | | |
| NEW YORK: TOTAL | 19 257 | 2 380 | 705 | 48 877 | 5 936 | 1 265 | 532 | 32 359 |
| ALBANY | - | - | - | - | 207 | 66 | 21 | 1 196 |
| CLINTON | 2 323 | 295 | 90 | 6 856 | 307 | 52 | 17 | 1 210 |
| JEFFERSON | 1 949 | 201 | 15 | 1 224 | 178 | 15 | 4 | 86 |
| KINGS | 4 353 | 598 | 218 | 13 381 | 2 334 | 444 | 207 | 13 021 |
| NASSAU | - | - | - | - | 80 | 2 | 2 | 20 |
| NEW YORK | 1 285 | 129 | 40 | 2 852 | 572 | 124 | 54 | 4 068 |
| NIAGARA | 626 | 83 | 23 | 1 793 | 63 | 18 | 5 | 393 |
| ONEIDA | 1 566 | 209 | 58 | 4 483 | 157 | 45 | 13 | 984 |
| ONONDAGA | 939 | 125 | 35 | 2 690 | 94 | 27 | 7 | 590 |
| ORANGE | 2 384 | 309 | 83 | 6 467 | 1 105 | 304 | 136 | 6 858 |
| QUEENS | 2 078 | 240 | 74 | 5 046 | 258 | 53 | 24 | 1 098 |
| RICHMOND | 539 | 52 | 19 | 1 191 | 140 | 24 | 12 | 1 092 |
| SCHENECTADY | 211 | 12 | 4 | 275 | 176 | 65 | 19 | 1 200 |
| SENECA | - | - | - | - | 193 | 19 | 8 | 343 |
| SUFFOLK | 896 | 106 | 36 | 2 156 | - | - | - | - |
| WESTCHESTER | 108 | 21 | 8 | 463 | 72 | 7 | 3 | 200 |

Standard Notes: - Represents zero. (D) Withheld to avoid disclosure. (NA) Not available. (X) Not applicable.

TABLE 9. Counties; Cities of 2,500 Inhabitants or More: 1958

| County and city | Establishments | | Sales | | Payroll, entire year (\$1,000) | County and city | Establishments | | Sales | | Payroll, entire year (\$1,000) |
|--|----------------|-----------------------|-------------------------------------|---------------------------------------|--------------------------------|--|--------------------|-----------------------|-------------------------------------|---------------------------------------|--------------------------------|
| | Total (number) | With payroll (number) | Total, all establishments (\$1,000) | Establishments with payroll (\$1,000) | | | Total (number) | With payroll (number) | Total, all establishments (\$1,000) | Establishments with payroll (\$1,000) | |
| NEW YORK* TOTAL | 183 173 | 119 273 | 20 793 319 | 19 336 031 | 2 447 088 | ESSEX COUNTY--CONTINUED | | | | | |
| ALBANY COUNTY | 2 961 | 1 977 | 396 589 | 374 671 | 47 932 | TICONEROGA | 67 | 59 | 8 126 | 7 926 | 804 |
| ALBANY | 1 805 | 1 273 | 234 685 | 222 767 | 30 153 | REMAINDER OF COUNTY | 415 | 233 | 26 882 | 23 214 | 2 188 |
| COHOES | 228 | 138 | 17 439 | 15 155 | 1 594 | FRANKLIN COUNTY | 660 | 426 | 52 276 | 47 698 | 4 703 |
| COLONIE | 26 | 24 | 5 743 | (D) | 568 | MALONE | 174 | 130 | 21 602 | 20 820 | 2 273 |
| GREEN ISLAND | 37 | 13 | 1 708 | (D) | 111 | SARANAC LAKE (PART) ² | 109 | 87 | 9 063 | 8 695 | 971 |
| WATERVLIET | 183 | 93 | 14 033 | 12 221 | 1 167 | TUPPER LAKE | 79 | 65 | 6 171 | 5 987 | 565 |
| REMAINDER OF COUNTY | 682 | 436 | 122 981 | 117 935 | 14 339 | REMAINDER OF COUNTY | 298 | 144 | 15 440 | 12 196 | 894 |
| ALLEGANY COUNTY | 515 | 361 | 38 688 | 36 066 | 3 409 | FULTON COUNTY | 697 | 421 | 57 575 | 51 897 | 5 519 |
| WELLSVILLE | 137 | 105 | 14 840 | 14 336 | 1 570 | DOLGEVILLE (PART) ³ | 2 | - | (0) | - | (0) |
| REMAINDER OF COUNTY | 378 | 256 | 23 848 | 21 730 | 1 839 | GLOVERSVILLE | 319 | 215 | 30 656 | 28 790 | 3 372 |
| BRONX COUNTY | 12 404 | 7 296 | 1 173 300 | 1 058 416 | 120 126 | JOHNSTOWN | 155 | 101 | 16 323 | 15 117 | 1 381 |
| BRONX | | | | | | REMAINDER OF COUNTY | 221 | 105 | (0) | 7 990 | 766 |
| BROOME COUNTY | 2 073 | 1 459 | 257 037 | 242 589 | 30 110 | GENESEE COUNTY | 634 | 406 | 68 040 | 62 580 | 6 739 |
| BINGHAMTON | 960 | 688 | 142 370 | 136 748 | 18 750 | BATAVIA | 281 | 209 | 38 090 | 36 506 | 4 384 |
| ENOCOTT | 330 | 252 | 41 983 | 39 883 | 4 766 | LE ROY | 88 | 56 | 7 843 | 7 269 | 677 |
| JOHNSON CITY | 248 | 178 | 22 613 | 20 781 | 2 212 | REMAINDER OF COUNTY | 265 | 141 | 22 107 | 19 005 | 1 678 |
| REMAINDER OF COUNTY | 535 | 341 | 50 071 | 45 177 | 4 382 | GREENE COUNTY | 564 | 346 | 40 778 | 36 672 | 3 618 |
| CATTARAUGUS COUNTY | 1 044 | 698 | 90 648 | 83 430 | 9 198 | CATSKILL | 135 | 105 | 17 504 | 16 884 | 1 819 |
| GOWANDA (PART) | 54 | 40 | 4 767 | 4 533 | 550 | COXSACKIE | 38 | 30 | 3 312 | 3 130 | 264 |
| OLEAN | 332 | 250 | 39 524 | 37 350 | 4 592 | REMAINDER OF COUNTY | 391 | 211 | 19 962 | 16 658 | 1 535 |
| SALAMANCA | 135 | 89 | 11 650 | 10 784 | 1 195 | HAMILTON COUNTY | 129 | 75 | 5 645 | 4 569 | 407 |
| REMAINDER OF COUNTY | 523 | 319 | 34 707 | 30 763 | 2 861 | HERKIMER COUNTY | 890 | 534 | 69 755 | 61 953 | 6 307 |
| CAYUGA COUNTY | 821 | 515 | 80 458 | 73 624 | 8 181 | DOLGEVILLE (PART) ³ | 62 | 34 | 4 069 | 3 509 | 236 |
| AUBURN | 495 | 311 | 53 397 | 48 851 | 5 713 | FRANKFORT | 66 | 24 | 2 273 | 1 471 | 123 |
| REMAINDER OF COUNTY | 326 | 204 | 27 061 | 24 773 | 2 468 | HERKIMER | 162 | 106 | 18 081 | 16 529 | 1 952 |
| CHAUTAUQUA COUNTY | 1 870 | 1 218 | 171 179 | 156 787 | 17 814 | ILION | 132 | 86 | 11 779 | 10 863 | 1 101 |
| QUUNKIRK | 284 | 186 | 26 107 | 24 121 | 2 912 | LITTLE FALLS | 162 | 102 | 12 498 | 11 264 | 1 168 |
| FALCONER | 60 | 38 | 5 337 | 4 649 | 403 | MOHAWK | 48 | 28 | 4 341 | 3 725 | 401 |
| FREONIA | 109 | 67 | 9 982 | 9 040 | 945 | REMAINDER OF COUNTY | 258 | 154 | 16 714 | 14 592 | 1 326 |
| JAMESTOWN | 626 | 438 | 67 260 | 62 870 | 8 374 | JEFFERSON COUNTY | 1 246 | 842 | 115 531 | 106 431 | 12 604 |
| LAKEWOOD | 44 | 26 | 3 592 | 2 842 | 371 | CARTHAGE | 99 | 71 | 9 755 | 8 933 | 834 |
| SILVER CREEK | 81 | 51 | 6 857 | 5 677 | 513 | WATERTOWN | 466 | 356 | 65 075 | 62 613 | 8 452 |
| WESTFIELD | 81 | 61 | 7 317 | 7 007 | 700 | REMAINDER OF COUNTY | 681 | 415 | 40 701 | 34 885 | 3 318 |
| REMAINDER OF COUNTY | 585 | 351 | 44 727 | 40 581 | 3 596 | KINGS COUNTY | 28 604 | 16 300 | 2 487 755 | 2 215 465 | 261 101 |
| CHEMUNG COUNTY | 1 045 | 703 | 122 791 | 115 333 | 14 603 | LEWIS COUNTY | 258 | 166 | 19 769 | 17 921 | 1 605 |
| ELMIRA | 679 | 495 | 92 465 | 88 401 | 11 904 | LOWVILLE | 73 | 59 | 8 821 | 8 427 | 887 |
| ELMIRA HEIGHTS | 71 | 47 | 4 946 | 4 582 | 517 | REMAINDER OF COUNTY | 185 | 107 | 10 948 | 9 474 | 718 |
| HORSEHEADS | 84 | 58 | 11 159 | 10 677 | 997 | LIVINGSTON COUNTY | 618 | 364 | 45 958 | 40 412 | 3 528 |
| REMAINDER OF COUNTY | 211 | 103 | 14 221 | 11 673 | 1 185 | OANSVILLE | 100 | 80 | 10 132 | 9 866 | 920 |
| CHEMUNGO COUNTY | 592 | 380 | 54 613 | 49 765 | 4 706 | GENESEO | 47 | 33 | 3 422 | 3 278 | 281 |
| NORWICH | 168 | 128 | 20 469 | 19 559 | 2 107 | MOUNT MORRIS | 85 | 39 | 5 415 | 4 293 | 441 |
| REMAINDER OF COUNTY | 424 | 252 | 34 144 | 30 206 | 2 599 | REMAINDER OF COUNTY | 386 | 212 | 26 989 | 22 975 | 1 886 |
| CLINTON COUNTY | 688 | 448 | 70 741 | 65 143 | 6 586 | MAISON COUNTY | 607 | 399 | 57 426 | 53 296 | 5 003 |
| OANNEMORA | 18 | 12 | 1 342 | 1 228 | 91 | CANASTOTA | 66 | 40 | 5 534 | 5 018 | 489 |
| PLATTSBURGH | 288 | 232 | 41 296 | 39 610 | 4 614 | CHITTENANGO | 40 | 32 | 4 976 | 4 742 | 355 |
| REMAINDER OF COUNTY | 382 | 204 | 28 103 | 24 305 | 1 881 | HAMILTON | 43 | 39 | 5 025 | 4 971 | 417 |
| COLUMBIA COUNTY | 693 | 389 | 54 818 | 47 802 | 4 673 | ONEIOA | 159 | 123 | 20 817 | 19 967 | 2 082 |
| HUONSON | 243 | 145 | 23 686 | 21 486 | 2 275 | REMAINDER OF COUNTY | 299 | 165 | 21 074 | 18 598 | 1 660 |
| REMAINDER OF COUNTY | 450 | 244 | 31 132 | 26 316 | 2 398 | MONROE COUNTY | 4 983 | 3 401 | 707 100 | 670 906 | 85 187 |
| CORTLAND COUNTY | 502 | 332 | 50 866 | 46 674 | 4 868 | BROCKPORT | 72 | 52 | 7 817 | 7 073 | 743 |
| CORTLAND | 263 | 183 | 32 616 | 30 732 | 3 490 | EAST ROCHESTER | 94 | 60 | 8 983 | 7 967 | 798 |
| HOMER | 65 | 49 | 5 426 | 5 060 | 405 | FAIRPORT | 69 | 47 | 9 270 | 8 412 | 919 |
| REMAINDER OF COUNTY | 174 | 100 | 12 824 | 10 882 | 973 | ROCHESTER | 3 957 | 2 657 | 551 520 | 522 678 | 70 917 |
| OELAWARE COUNTY | 554 | 380 | 55 726 | 52 068 | 4 404 | WEBSTER | 78 | 62 | 9 828 | 9 404 | 876 |
| SIONEY | 54 | 50 | 12 183 | 12 161 | 914 | REMAINDER OF COUNTY | 713 | 523 | 119 682 | 115 378 | 10 934 |
| WALTON | 53 | 47 | 7 028 | 6 932 | 659 | MONTGOMERY COUNTY | 870 | 524 | 64 599 | 57 123 | 6 130 |
| REMAINDER OF COUNTY | 447 | 283 | 36 515 | 32 975 | 2 831 | AMSTEROAM | 470 | 278 | 38 915 | 34 823 | 4 055 |
| OUTCHESSE COUNTY | 1 821 | 1 173 | 185 874 | 170 020 | 19 047 | CANAJOHARIE | 63 | 45 | 4 722 | 4 380 | 475 |
| BEACON | 177 | 109 | 17 472 | 15 468 | 1 497 | FORT PLAIN | 75 | 47 | 6 453 | 5 873 | 568 |
| FOUGHKEEPSIE | 701 | 491 | 91 683 | 86 011 | 10 884 | REMAINDER OF COUNTY | 262 | 154 | 14 509 | 12 047 | 1 032 |
| WAPPINGERS FALLS | 73 | 47 | 7 344 | 6 770 | 565 | NASSAU COUNTY | 10 752 | 7 858 | 1 726 662 | 1 653 334 | 189 308 |
| REMAINDER OF COUNTY | 870 | 526 | 69 375 | 61 771 | 6 101 | BAYVILLE | 41 | 25 | 2 538 | 2 108 | 231 |
| ERIE COUNTY | 10 875 | 7 035 | 1 260 988 | 1 173 520 | 148 864 | CEARHURST | 166 | 138 | 22 303 | 21 311 | 2 694 |
| AKRON | 72 | 40 | 5 606 | 4 952 | 482 | EAST HILLS | r ⁹ | r ⁹ | r ⁴ 972 | r ⁴ 972 | r ⁴ 443 |
| BLASOELL | 38 | 24 | 3 126 | 2 666 | 241 | EAST ROCKAWAY | 68 | 44 | 6 393 | 5 287 | 546 |
| BUFFALO | 7 059 | 4 553 | 794 379 | 737 561 | 101 854 | EAST WILLISTON | r ⁹ | r ⁷ | r ² 631 | (D) | r ² 599 |
| OEPEW | 137 | 71 | 18 009 | 16 289 | 1 562 | FARMINGDALE | r ⁹ | r ⁹ | r ¹⁸ 826 | r ¹⁸ 238 | r ¹⁸ 875 |
| EAST AURORA | 132 | 98 | 17 628 | 17 134 | 1 698 | FLORAL PARK | 200 | 138 | 24 391 | 23 089 | 2 233 |
| GOWANDA (PART) ¹ | 22 | 20 | 4 072 | (D) | 386 | FLOWER HILL | r ³ | r ³ | (0) | (0) | (0) |
| HAMBURG | 187 | 143 | 31 286 | 30 566 | 3 196 | FREEPORT | 422 | 310 | 54 761 | 52 149 | 6 321 |
| KENMORE | 300 | 196 | 40 549 | 38 027 | 4 359 | GARDEN CITY | r ¹ 148 | r ¹ 126 | r ³¹ 792 | r ³¹ 164 | r ⁴ 004 |
| LACKAWANNA | 353 | 201 | 37 833 | 33 509 | 3 818 | GLEN COVE | 258 | 198 | 32 007 | 30 777 | 3 384 |
| LANCASTER | 129 | 75 | 15 849 | 14 789 | 1 406 | GREAT NECK | 93 | 65 | 13 749 | 13 345 | 1 542 |
| ORCHARO PARK | 52 | 38 | 7 149 | 6 795 | 630 | GREAT NECK ESTATES | 28 | 28 | 4 513 | 4 513 | 515 |
| SLOAN | 13 | 7 | 518 | (D) | 28 | GREAT NECK PLAZA | 185 | 139 | 26 811 | 25 781 | 3 349 |
| SPRINGVILLE | 62 | 50 | 7 602 | 7 226 | 725 | HEMPSTEAD | r ⁵ 500 | r ⁴ 462 | r ¹⁵ 769 | r ¹⁵ 607 | r ¹⁹ 603 |
| TONAWANDA | 297 | 199 | 33 702 | 31 916 | 3 755 | ISLANO PARK | r ⁴ 44 | r ⁴ 24 | r ⁴ 085 | r ³ 625 | r ³ 380 |
| WILLIAMSVILLE | 144 | 108 | 22 459 | 21 911 | 2 780 | KINGS POINT | 3 | 1 | (0) | (0) | (0) |
| REMAINDER OF COUNTY | 1 878 | 1 212 | 221 221 | 206 611 | 21 944 | LAKE SUCCESS | 9 | 9 | 2 843 | 2 837 | 238 |
| ESSEX COUNTY | 583 | 371 | 42 318 | 38 008 | 3 741 | LAWRENCE | r ⁵ 57 | r ⁵ 51 | r ⁶ 474 | r ⁶ 334 | r ⁶ 833 |
| LAKE PLACIO | 83 | 69 | 5 306 | 5 036 | 601 | LONG BEACH | 296 | 224 | 31 833 | 30 307 | 3 336 |
| SARANAC LAKE (PART) ² | 18 | 10 | 2 004 | 1 832 | 148 | LYNBROOK | 290 | 218 | 44 696 | 42 834 | 5 348 |

Standard Notes: - Represents zero. (D) Withheld to avoid disclosure. (NA) Not available. (X) Not applicable. ^rRevised.
¹Gowanda is in Cattaraugus and Erie Counties. ²Saranac Lake is in Essex and Franklin Counties. ³Dolgeville is in Fulton and Herkimer Counties.

TABLE 9. Counties; Cities of 2,500 Inhabitants or More: 1958—Continued

Table with columns for County and city, Establishments (Total, With payroll), Sales (Total, Establishments with payroll), and Payroll (entire year). The table is split into two columns for readability. It lists various counties and cities in New York, such as Nassau County, Niagara County, and Westchester County, with their respective statistics for 1958.

Standard Notes: - Represents zero. (D) Withheld to avoid disclosure. (NA) Not available. (X) Not applicable. Revised.

TABLE 9. Counties; Cities of 2,500 Inhabitants or More: 1958—Continued

| County and city | Establishments | | Sales | | Payroll, entire year (\$1,000) | County and city | Establishments | | Sales | | Payroll, entire year (\$1,000) |
|------------------------------|----------------|-----------------------|-------------------------------------|---------------------------------------|--------------------------------|-------------------------------|----------------|-----------------------|-------------------------------------|---------------------------------------|--------------------------------|
| | Total (number) | With payroll (number) | Total, all establishments (\$1,000) | Establishments with payroll (\$1,000) | | | Total (number) | With payroll (number) | Total, all establishments (\$1,000) | Establishments with payroll (\$1,000) | |
| WESTCHESTER COUNTY—CON. | | | | | | WESTCHESTER COUNTY—CON. | | | | | |
| DOBBS FERRY | 71 | 41 | 9 287 | 8 541 | 929 | RYE | 143 | 109 | 17 903 | 17 051 | 1 892 |
| ELMSFORD | r 48 | r 40 | r 6 643 | r 6 543 | r 699 | SCARSDALE | r 117 | r 83 | r 16 631 | r 15 817 | r 1 848 |
| HASTINGS ON HUDSON | 71 | 45 | 4 078 | 3 324 | 326 | TARRYTOWN | r 139 | r 99 | r 18 260 | r 17 002 | r 2 015 |
| IRVINGTON | 35 | 23 | 2 073 | 1 895 | 227 | TUCKAHOE | r 112 | r 74 | r 7 632 | r 6 794 | r 818 |
| LARCHMONT | r 139 | r 101 | r 15 963 | r 14 955 | r 1 863 | WHITE PLAINS | r 898 | r 654 | r 176 392 | 169 904 | r 21 433 |
| MAMARONECK | 207 | 149 | 24 678 | 22 584 | 2 336 | YONKERS | 1 803 | 1 189 | 236 123 | 219 435 | 24 729 |
| MOUNT KISCO | 152 | 118 | 29 833 | 28 917 | 3 022 | REMAINDER OF COUNTY | r 1 305 | r 957 | r 178 256 | r 168 706 | r 18 768 |
| MOUNT VERNON | 883 | 611 | 100 430 | 93 420 | 10 886 | WYOMING COUNTY | 423 | 267 | 37 965 | 34 459 | 2 969 |
| NEW ROCHELLE | 770 | 554 | 110 579 | 104 279 | 12 881 | ATTICA | 48 | 34 | 5 069 | 4 579 | 349 |
| NORTH PELHAM | r 79 | r 43 | r 4 080 | r 3 124 | r 333 | PERRY | 80 | 54 | 6 796 | 6 132 | 535 |
| NORTH TARRYTOWN | r 82 | r 60 | r 9 716 | r 9 358 | r 805 | WARSAW | 82 | 54 | 8 482 | 7 870 | 889 |
| OSSINING | 220 | 144 | 21 217 | 18 971 | 2 005 | REMAINDER OF COUNTY | 213 | 125 | 17 618 | 15 878 | 1 196 |
| PEEKSKILL | 337 | 253 | 40 294 | 38 020 | 4 536 | YATES COUNTY | 225 | 153 | 18 628 | 17 046 | 1 563 |
| PELHAM MANOR | r 25 | r 19 | r 5 352 | r 5 180 | r 505 | PENN YAN | 116 | 98 | 12 211 | 11 899 | 1 144 |
| PLEASANTVILLE | 88 | 64 | 10 942 | 10 412 | 1 140 | REMAINDER OF COUNTY | 109 | 55 | 6 417 | 5 147 | 419 |
| PORT CHESTER | 433 | 285 | 45 427 | 41 523 | 4 512 | | | | | | |

Standard Notes: - Represents zero. (D) Withheld to avoid disclosure. (NA) Not available. (X) Not applicable. r Revised.

TABLE 10. Standard Metropolitan Statistical Areas: 1958

[Data are based on 1964 SMSA definitions]

| SIC code | Kind of business | Establishments | | Sales | | Establishments | | Sales | |
|-----------|---|---|--------------|---------------------------|-----------------------------|-----------------------------|--------------|---------------------------|-----------------------------|
| | | Total | With payroll | Total, all establishments | Establishments with payroll | Total | With payroll | Total, all establishments | Establishments with payroll |
| | | (number) | (number) | (\$1,000) | (\$1,000) | (number) | (number) | (\$1,000) | (\$1,000) |
| | | NEW YORK, N.Y. - NORTHEASTERN NEW JERSEY SCA ¹ | | | | ALBANY-SCHNECTADY-TROY SMSA | | | |
| | RETAIL TRADE, TOTAL | 159 483 | 102 471 | 18 489 785 | 17 166 099 | 7 284 | 4 644 | 825 606 | 766 268 |
| 52 | LUMBER, BLDG MATLS, HDWE, FARM EQUIP. DEALERS | 5 809 | 3 757 | 687 076 | 645 066 | 329 | 213 | 36 423 | 34 083 |
| 53 PART* | GENERAL MERCHANDISE GROUP STORES* | 5 410 | 2 480 | 1 943 436 | 1 890 354 | 229 | 131 | 68 371 | 66 223 |
| 54 | FOOD STORES | 39 517 | 21 219 | 4 955 637 | 4 420 339 | 1 541 | 741 | 210 537 | 187 745 |
| 55 EX.554 | AUTOMOTIVE DEALERS | 3 987 | 3 049 | 1 823 048 | 1 798 418 | 313 | 207 | 125 277 | 122 199 |
| 55PT(554) | GASOLINE SERVICE STATIONS | 9 207 | 7 151 | 795 247 | 725 969 | 690 | 484 | 47 605 | 40 613 |
| 56 | APPAREL, ACCESSORY STORES | 16 357 | 12 209 | 1 949 090 | 1 867 920 | 508 | 418 | 61 683 | 60 389 |
| 57 | FURNITURE, HOME FURNISHINGS, EQUIPMENT STORES | 9 280 | 6 614 | 1 121 555 | 1 067 105 | 384 | 254 | 40 050 | 37 338 |
| 58 | EATING, DRINKING PLACES | 30 981 | 25 039 | 2 063 647 | 1 948 839 | 1 677 | 1 237 | 70 825 | 63 819 |
| 59PT(591) | DRUG STORES, PROPRIETARY STORES | 5 321 | 4 639 | 517 404 | 497 620 | 208 | 186 | 23 562 | 22 848 |
| 59 EX.591 | OTHER RETAIL STORES | 24 717 | 14 025 | 2 081 194 | 1 854 184 | 1 195 | 691 | 86 675 | 77 957 |
| 53 PART* | NONSTORE RETAILERS* | 8 897 | 2 289 | 552 451 | 450 285 | 210 | 82 | 54 598 | 53 054 |
| | | BINGHAMTON, N.Y.-PA., SMSA | | | | BUFFALO SMSA | | | |
| | RETAIL TRADE, TOTAL | 2 901 | 1 933 | 320 546 | 298 832 | 13 328 | 8 628 | 1 521 274 | 1 413 462 |
| 52 | LUMBER, BLDG MATLS, HDWE, FARM EQUIP. DEALERS | 167 | 111 | 18 460 | 17 534 | 655 | 449 | 86 604 | 83 248 |
| 53 PART* | GENERAL MERCHANDISE GROUP STORES* | 129 | 65 | 34 575 | 33 109 | 275 | 199 | 192 675 | 191 419 |
| 54 | FOOD STORES | 548 | 298 | 82 786 | 74 598 | 3 084 | 1 456 | 402 061 | 352 707 |
| 55 EX.554 | AUTOMOTIVE DEALERS | 160 | 114 | 54 108 | 53 006 | 468 | 360 | 243 854 | 241 382 |
| 55PT(554) | GASOLINE SERVICE STATIONS | 342 | 248 | 20 500 | 17 970 | 1 298 | 936 | 94 322 | 84 030 |
| 56 | APPAREL, ACCESSORY STORES | 179 | 143 | 17 944 | 17 138 | 910 | 710 | 102 011 | 98 537 |
| 57 | FURNITURE, HOME FURNISHINGS, EQUIPMENT STORES | 147 | 97 | 14 737 | 13 947 | 814 | 524 | 78 740 | 72 464 |
| 58 | EATING, DRINKING PLACES | 669 | 509 | 24 195 | 21 919 | 3 210 | 2 460 | 135 776 | 122 420 |
| 59PT(591) | DRUG STORES, PROPRIETARY STORES | 69 | 55 | 9 195 | 8 757 | 406 | 376 | 55 991 | 55 247 |
| 59 EX.591 | OTHER RETAIL STORES | 396 | 254 | 34 105 | 31 533 | 1 711 | 1 025 | 102 106 | 90 118 |
| 53 PART* | NONSTORE RETAILERS* | 95 | 39 | 9 941 | 9 321 | 497 | 133 | 27 134 | 21 890 |
| | | NEW YORK SMSA | | | | ROCHESTER SMSA | | | |
| | RETAIL TRADE, TOTAL | 115 643 | 75 309 | 13 581 655 | 12 654 031 | 6 831 | 4 599 | 913 170 | 862 582 |
| 52 | LUMBER, BLDG MATLS, HDWE, FARM EQUIP. DEALERS | 3 976 | 2 550 | 435 373 | 406 065 | 448 | 284 | 51 205 | 47 225 |
| 53 PART* | GENERAL MERCHANDISE GROUP STORES* | 4 062 | 1 782 | 1 493 509 | 1 452 453 | 222 | 138 | 108 505 | 106 917 |
| 54 | FOOD STORES | 29 663 | 16 619 | 3 668 942 | 3 285 042 | 1 335 | 777 | 218 401 | 201 475 |
| 55 EX.554 | AUTOMOTIVE DEALERS | 2 391 | 1 863 | 1 172 273 | 1 158 693 | 379 | 281 | 159 840 | 156 304 |
| 55PT(554) | GASOLINE SERVICE STATIONS | 5 485 | 4 541 | 507 201 | 474 859 | 707 | 505 | 46 413 | 40 605 |
| 56 | APPAREL, ACCESSORY STORES | 12 496 | 9 164 | 1 531 605 | 1 466 595 | 512 | 390 | 56 639 | 54 393 |
| 57 | FURNITURE, HOME FURNISHINGS, EQUIPMENT STORES | 6 873 | 4 871 | 803 461 | 764 565 | 356 | 250 | 40 433 | 38 915 |
| 58 | EATING, DRINKING PLACES | 21 933 | 18 501 | 1 631 670 | 1 563 718 | 1 361 | 1 083 | 61 904 | 57 546 |
| 59PT(591) | DRUG STORES, PROPRIETARY STORES | 4 137 | 3 489 | 381 896 | 362 892 | 197 | 187 | 28 594 | 28 390 |
| 59 EX.591 | OTHER RETAIL STORES | 18 127 | 10 305 | 1 592 032 | 1 426 220 | 1 018 | 614 | (D) | 71 226 |
| 53 PART* | NONSTORE RETAILERS* | 6 500 | 1 624 | 363 693 | 292 929 | 296 | 90 | (D) | 59 586 |
| | | SYRACUSE SMSA | | | | UTICA-ROME SMSA | | | |
| | RETAIL TRADE, TOTAL | 5 454 | 3 682 | 657 731 | 618 679 | 3 734 | 2 370 | 362 981 | 331 015 |
| 52 | LUMBER, BLDG MATLS, HDWE, FARM EQUIP. DEALERS | 322 | 222 | 38 697 | 36 645 | 200 | 130 | 22 146 | 20 420 |
| 53 PART* | GENERAL MERCHANDISE GROUP STORES* | 211 | 127 | 76 711 | 74 715 | 183 | 85 | 38 002 | 36 036 |
| 54 | FOOD STORES | 970 | 566 | 166 493 | 154 597 | 638 | 320 | 91 964 | 82 772 |
| 55 EX.554 | AUTOMOTIVE DEALERS | 284 | 198 | 114 568 | 111 782 | 186 | 138 | 57 796 | 56 214 |
| 55PT(554) | GASOLINE SERVICE STATIONS | 559 | 397 | 38 214 | 34 108 | 385 | 239 | 21 938 | 16 866 |
| 56 | APPAREL, ACCESSORY STORES | 351 | 289 | 41 638 | 40 600 | 318 | 238 | 23 289 | 21 829 |
| 57 | FURNITURE, HOME FURNISHINGS, EQUIPMENT STORES | 271 | 175 | 28 883 | 27 193 | 203 | 133 | 17 536 | 16 318 |
| 58 | EATING, DRINKING PLACES | 1 243 | 993 | 57 920 | 53 938 | 808 | 612 | 28 622 | 25 104 |
| 59PT(591) | DRUG STORES, PROPRIETARY STORES | 155 | 149 | 21 167 | 21 015 | 100 | 88 | 10 367 | 10 049 |
| 59 EX.591 | OTHER RETAIL STORES | 776 | 496 | 58 514 | 53 448 | 571 | 347 | 41 946 | 37 852 |
| 53 PART* | NONSTORE RETAILERS* | 312 | 70 | 14 926 | 10 638 | 142 | 40 | 9 375 | 7 555 |

Standard Notes: - Represents zero. (D) Withheld to avoid disclosure. (NA) Not available. (X) Not applicable.

*Nonstore retailers, part of SIC major group 53, are shown separately in this table.

¹New York, N.Y. - Northeastern New Jersey Standard Consolidated Area.

TABLE 11. Counties With 500 Establishments or More: 1958

| SIC code | Kind of business | Establishments | | Sales | | Establishments | | Sales | |
|--------------------|---|----------------|-----------------------|-------------------------------------|---------------------------------------|----------------|-----------------------|-------------------------------------|---------------------------------------|
| | | Total (number) | With payroll (number) | Total, all establishments (\$1,000) | Establishments with payroll (\$1,000) | Total (number) | With payroll (number) | Total, all establishments (\$1,000) | Establishments with payroll (\$1,000) |
| ALBANY COUNTY | | | | | | | | | |
| | RETAIL TRADE, TOTAL | 2 961 | 1 977 | 396 589 | 374 671 | 515 | 361 | 38 688 | 36 066 |
| 52 | LUMBER, BLDG MATLS, HOWE, FARM EQUIP. DEALERS | 126 | 94 | 14 772 | 14 096 | 49 | 43 | 4 615 | 4 567 |
| 53 PART* | GENERAL MERCHANDISE GROUP STORES* | 77 | 53 | 33 627 | 18 231 | 40 | 20 | 2 855 | 2 429 |
| 54 | FOOD STORES | 625 | 311 | 89 418 | 79 712 | 83 | 59 | 9 758 | 9 232 |
| 55 EX.554 | AUTOMOTIVE DEALERS | 124 | 82 | 58 304 | 57 058 | 35 | 29 | 7 751 | 7 681 |
| 55PT(554) | GASOLINE SERVICE STATIONS | 243 | 191 | 18 116 | 16 206 | 60 | 32 | 2 836 | 2 378 |
| 56 | APPAREL, ACCESSORY STORES | 227 | 195 | 33 627 | 33 195 | 38 | 20 | 1 593 | 1 309 |
| 57 | FURNITURE, HOME FURNISHINGS, EQUIPMENT STORES | 155 | 103 | 19 413 | 18 631 | 33 | 21 | 1 043 | 907 |
| 58 | EATING, DRINKING PLACES | 722 | 556 | 34 215 | 31 577 | 83 | 69 | 2 476 | 2 214 |
| 59PT(591) | DRUG STORES, PROPRIETARY STORES | 86 | 78 | 10 167 | 9 939 | 15 | 13 | 919 | (0) |
| 59 EX.591 | OTHER RETAIL STORES | 466 | 274 | 36 500 | 33 262 | 69 | 51 | 4 468 | 4 118 |
| 53 PART* | NONSTORE RETAILERS* | 110 | 40 | 48 430 | 47 764 | 10 | 4 | 374 | 320 (0) |
| ALLEGANY COUNTY | | | | | | | | | |
| | RETAIL TRADE, TOTAL | 12 404 | 7 296 | 1 173 300 | 1 058 416 | 2 073 | 1 459 | 257 037 | 242 589 |
| 52 | LUMBER, BLDG MATLS, HOWE, FARM EQUIP. DEALERS | 325 | 189 | 30 285 | 27 665 | 114 | 74 | 13 648 | 12 966 |
| 53 PART* | GENERAL MERCHANDISE GROUP STORES* | 465 | 157 | 60 969 | 56 545 | 71 | 39 | 30 994 | 30 260 |
| 54 | FOOD STORES | 4 411 | 2 231 | 424 821 | 362 077 | 383 | 221 | 63 304 | 57 728 |
| 55 EX.554 | AUTOMOTIVE DEALERS | 212 | 164 | 102 927 | 101 551 | 108 | 80 | 45 709 | 44 813 |
| 55PT(554) | GASOLINE SERVICE STATIONS | 440 | 394 | 45 368 | 43 584 | 243 | 187 | 15 727 | 13 921 |
| 56 | APPAREL, ACCESSORY STORES | 1 094 | 768 | 139 792 | 133 928 | 138 | 116 | 15 824 | 15 358 |
| 57 | FURNITURE, HOME FURNISHINGS, EQUIPMENT STORES | 733 | 451 | 62 379 | 57 583 | 111 | 77 | 12 922 | 12 416 |
| 58 | EATING, DRINKING PLACES | 1 935 | 1 623 | 106 152 | 99 294 | 505 | 407 | 20 188 | 19 170 |
| 59PT(591) | DRUG STORES, PROPRIETARY STORES | 479 | 401 | 33 089 | 30 957 | 47 | 41 | 7 924 | 7 788 |
| 59 EX.591 | OTHER RETAIL STORES | 1 484 | 740 | 139 277 | 125 227 | 289 | 185 | 20 926 | 19 166 |
| 53 PART* | NONSTORE RETAILERS* | 826 | 178 | 28 241 | 20 005 | 64 | 32 | 9 441 | 9 003 |
| BRONX COUNTY | | | | | | | | | |
| BROOME COUNTY | | | | | | | | | |
| CATTARAUGUS COUNTY | | | | | | | | | |
| CAYUGA COUNTY | | | | | | | | | |
| | RETAIL TRADE, TOTAL | 1 044 | 698 | 90 648 | 83 430 | 821 | 515 | 80 458 | 73 624 |
| 52 | LUMBER, BLDG MATLS, HOWE, FARM EQUIP. DEALERS | 75 | 57 | 7 167 | 6 963 | 63 | 43 | 8 388 | 7 954 |
| 53 PART* | GENERAL MERCHANDISE GROUP STORES* | 57 | 39 | 7 974 | 7 760 | 37 | 17 | 6 123 | 5 739 |
| 54 | FOOD STORES | 189 | 103 | 22 354 | 20 166 | 179 | 87 | 20 612 | 17 970 |
| 55 EX.554 | AUTOMOTIVE DEALERS | 68 | 56 | 13 159 | 12 761 | 42 | 34 | 13 408 | 13 212 |
| 55PT(554) | GASOLINE SERVICE STATIONS | 114 | 74 | 7 062 | 5 656 | 66 | 42 | 3 856 | 3 186 |
| 56 | APPAREL, ACCESSORY STORES | 79 | 63 | 5 654 | 5 414 | 59 | 47 | 4 499 | 4 139 |
| 57 | FURNITURE, HOME FURNISHINGS, EQUIPMENT STORES | 65 | 35 | 5 408 | 4 820 | 44 | 24 | 3 878 | 3 612 |
| 58 | EATING, DRINKING PLACES | 219 | 157 | 7 404 | 6 454 | 158 | 122 | 5 274 | 4 718 |
| 59PT(591) | DRUG STORES, PROPRIETARY STORES | 31 | 29 | 2 741 | (D) ¹ | 15 | 15 | 1 709 | 1 709 |
| 59 EX.591 | OTHER RETAIL STORES | 121 | 77 | 11 051 | 10 239 | 132 | 76 | 11 836 | 10 854 |
| 53 PART* | NONSTORE RETAILERS* | 26 | 8 | 674 | (0) | 26 | 8 | 875 | 531 |
| CHAUTAUQUA COUNTY | | | | | | | | | |
| CHEMUNG COUNTY | | | | | | | | | |
| | RETAIL TRADE, TOTAL | 1 870 | 1 218 | 171 179 | 156 787 | 1 045 | 703 | 122 791 | 115 333 |
| 52 | LUMBER, BLDG MATLS, HOWE, FARM EQUIP. DEALERS | 140 | 84 | 13 239 | 12 337 | 45 | 35 | 6 904 | 6 758 |
| 53 PART* | GENERAL MERCHANDISE GROUP STORES* | 49 | 39 | 13 283 | 13 189 | 52 | 26 | 16 625 | 15 951 |
| 54 | FOOD STORES | 367 | 203 | 46 844 | 42 232 | 180 | 104 | 29 781 | 27 577 |
| 55 EX.554 | AUTOMOTIVE DEALERS | 125 | 91 | 28 336 | 27 056 | 60 | 42 | 21 739 | 21 179 |
| 55PT(554) | GASOLINE SERVICE STATIONS | 213 | 135 | 13 717 | 11 223 | 101 | 69 | 6 421 | 5 575 |
| 56 | APPAREL, ACCESSORY STORES | 119 | 103 | 11 349 | 11 101 | 84 | 72 | 8 813 | 8 579 |
| 57 | FURNITURE, HOME FURNISHINGS, EQUIPMENT STORES | 91 | 57 | 7 103 | 6 503 | 63 | 39 | 6 072 | 5 748 |
| 58 | EATING, DRINKING PLACES | 373 | 297 | 12 929 | 11 759 | 235 | 187 | 8 368 | 7 514 |
| 59PT(591) | DRUG STORES, PROPRIETARY STORES | 49 | 43 | 5 183 | 4 815 | 19 | 19 | 2 678 | 2 678 |
| 59 EX.591 | OTHER RETAIL STORES | 264 | 150 | 16 304 | 14 238 | 169 | 91 | 10 005 | 8 503 |
| 53 PART* | NONSTORE RETAILERS* | 80 | 16 | 2 892 | 2 334 | 37 | 19 | 5 385 | 5 271 |
| CHENANGO COUNTY | | | | | | | | | |
| CLINTON COUNTY | | | | | | | | | |
| | RETAIL TRADE, TOTAL | 592 | 380 | 54 613 | 49 765 | 688 | 448 | 70 741 | 65 143 |
| 52 | LUMBER, BLDG MATLS, HOWE, FARM EQUIP. DEALERS | 69 | 39 | 5 351 | 4 739 | 37 | 29 | 3 993 | 3 925 |
| 53 PART* | GENERAL MERCHANDISE GROUP STORES* | 42 | 18 | 4 405 | 3 755 | 43 | 27 | 9 715 | 9 039 |
| 54 | FOOD STORES | 73 | 47 | 11 828 | 10 810 | 155 | 65 | 17 064 | 15 074 |
| 55 EX.554 | AUTOMOTIVE DEALERS | 36 | 28 | 10 400 | 10 056 | 50 | 40 | 13 950 | 13 806 |
| 55PT(554) | GASOLINE SERVICE STATIONS | 66 | 32 | 2 736 | 2 028 | 82 | 44 | 4 821 | 3 625 |
| 56 | APPAREL, ACCESSORY STORES | 36 | 24 | 1 821 | 1 701 | 40 | 34 | 3 706 | 3 612 |
| 57 | FURNITURE, HOME FURNISHINGS, EQUIPMENT STORES | 31 | 19 | 1 450 | 1 216 | 33 | 27 | 2 645 | 2 563 |
| 58 | EATING, DRINKING PLACES | 99 | 73 | 3 248 | 2 892 | 134 | 104 | 4 958 | 4 496 |
| 59PT(591) | DRUG STORES, PROPRIETARY STORES | 15 | 13 | 1 075 | 979 | 14 | 10 | 1 753 | (0) |
| 59 EX.591 | OTHER RETAIL STORES | 109 | 83 | 12 022 | 11 464 | 88 | 64 | 7 736 | 7 032 |
| 53 PART* | NONSTORE RETAILERS* | 16 | 4 | 277 | 125 | 12 | 4 | 400 | (0) |

Standard Notes: — Represents zero. (D) Withheld to avoid disclosure. (NA) Not available. (X) Not applicable. ¹Revised.
 *Nonstore retailers, part of SIC major group 53, are shown separately in this table.

TABLE 11. Counties With 500 Establishments or More: 1958—Continued

| SIC code | Kind of business | Establishments | | Sales | | Establishments | | Sales | |
|-----------------|---|-------------------|--------------------------|--|--|-------------------|--------------------------|--|--|
| | | Total (number) | With payroll (number) | Total, all establishments (\$1,000) | Establishments with payroll (\$1,000) | Total (number) | With payroll (number) | Total, all establishments (\$1,000) | Establishments with payroll (\$1,000) |
| COLUMBIA COUNTY | | | | | | | | | |
| | RETAIL TRADE, TOTAL | 693 | 389 | 54 818 | 47 802 | 502 | 332 | 50 866 | 46 674 |
| 52 | LUMBER, BLOG MATLS, HOWE, FARM EQUIP, DEALERS | 53 | 39 | 5 316 | 4 856 | 37 | 27 | 4 318 | 4 120 |
| 53 PART* | GENERAL MERCHANDISE GROUP STORES* | 25 | 11 | 2 705 | 2 301 | 23 | 13 | 4 337 | 4 011 |
| 54 | FOOD STORES | 124 | 62 | 16 793 | 14 561 | 80 | 44 | 12 545 | 11 307 |
| 55 EX.554 | AUTOMOTIVE DEALERS | 40 | 30 | 8 925 | 8 655 | 34 | 24 | 9 807 | 9 451 |
| 55PT(554) | GASOLINE SERVICE STATIONS | 80 | 42 | 4 053 | 3 047 | 51 | 35 | 3 091 | 2 477 |
| 56 | APPAREL, ACCESSORY STORES | 38 | 28 | 2 147 | 1 937 | 32 | 28 | 2 790 | 2 762 |
| 57 | FURNITURE, HOME FURNISHINGS, EQUIPMENT STORES | 38 | 22 | 1 970 | 1 606 | 32 | 22 | 2 329 | 2 139 |
| 58 | EATING, DRINKING PLACES | 153 | 79 | 3 751 | 2 731 | 106 | 88 | 4 179 | 3 877 |
| 59PT(591) | DRUG STORES, PROPRIETARY STORES | 15 | 15 | 1 261 | 1 261 | 9 | 9 | 1 080 | 1 080 |
| 59 EX.591 | OTHER RETAIL STORES | 110 | 56 | 6 945 | 6 115 | 75 | 41 | 6 150 | (0) |
| 53 PART* | NONSTORE RETAILERS* | 17 | 5 | 952 | 732 | 23 | 1 | 240 | (0) |
| CORTLAND COUNTY | | | | | | | | | |
| | RETAIL TRADE, TOTAL | 554 | 380 | 55 726 | 52 068 | 1 821 | 1 173 | 185 874 | 170 020 |
| 52 | LUMBER, BLOG MATLS, HOWE, FARM EQUIP, DEALERS | 49 | 35 | 4 088 | 3 784 | 97 | 77 | 11 666 | 11 254 |
| 53 PART* | GENERAL MERCHANDISE GROUP STORES* | 36 | 18 | 2 286 | 1 906 | 81 | 39 | 18 382 | 17 278 |
| 54 | FOOD STORES | 92 | 62 | 12 837 | 11 787 | 341 | 171 | 49 475 | 43 591 |
| 55 EX.554 | AUTOMOTIVE DEALERS | 35 | 31 | 14 619 | 14 569 | 93 | 75 | 28 619 | 28 069 |
| 55PT(554) | GASOLINE SERVICE STATIONS | 59 | 31 | 2 711 | 2 039 | 215 | 121 | 11 001 | 8 471 |
| 56 | APPAREL, ACCESSORY STORES | 31 | 25 | 1 285 | 1 207 | 135 | 109 | 10 611 | 10 067 |
| 57 | FURNITURE, HOME FURNISHINGS, EQUIPMENT STORES | 35 | 21 | 2 007 | 1 811 | 89 | 63 | 7 175 | 6 835 |
| 58 | EATING, DRINKING PLACES | 98 | 80 | 2 665 | 2 421 | 410 | 284 | 14 752 | 12 540 |
| 59PT(591) | DRUG STORES, PROPRIETARY STORES | 12 | 12 | 925 | 925 | 58 | 54 | 5 231 | 5 231 |
| 59 EX.591 | OTHER RETAIL STORES | 92 | 60 | 11 602 | 10 968 | 241 | 163 | 25 489 | 23 785 |
| 53 PART* | NONSTORE RETAILERS* | 15 | 5 | 701 | 651 | 61 | 17 | 3 429 | 2 899 |
| DELAWARE COUNTY | | | | | | | | | |
| | RETAIL TRADE, TOTAL | 10 875 | 7 035 | 1 260 988 | 1 173 520 | 583 | 371 | 42 318 | 38 008 |
| 52 | LUMBER, BLOG MATLS, HOWE, FARM EQUIP, DEALERS | 504 | 338 | 63 106 | 60 300 | 24 | 16 | 2 286 | 2 166 |
| 53 PART* | GENERAL MERCHANDISE GROUP STORES* | 221 | 157 | 169 312 | 168 272 | 47 | 23 | 1 913 | 1 531 |
| 54 | FOOD STORES | 2 596 | 1 232 | 331 522 | 290 634 | 99 | 45 | 11 756 | 10 314 |
| 55 EX.554 | AUTOMOTIVE DEALERS | 359 | 283 | 205 067 | 203 597 | 34 | 30 | 8 430 | 8 346 |
| 55PT(554) | GASOLINE SERVICE STATIONS | 1 043 | 763 | 76 471 | 68 421 | 61 | 35 | 2 638 | 1 952 |
| 56 | APPAREL, ACCESSORY STORES | 725 | 567 | 86 013 | 83 195 | 40 | 36 | 2 675 | 2 645 |
| 57 | FURNITURE, HOME FURNISHINGS, EQUIPMENT STORES | 680 | 426 | 67 537 | 62 111 | 20 | 6 | 1 235 | (0) |
| 58 | EATING, DRINKING PLACES | 2 599 | 2 017 | 112 272 | 101 794 | 142 | 106 | 4 559 | 4 063 |
| 59PT(591) | DRUG STORES, PROPRIETARY STORES | 338 | 310 | 46 594 | (0) | 22 | 16 | 1 517 | 1 375 |
| 59 EX.591 | OTHER RETAIL STORES | 1 377 | 827 | 79 184 | 69 648 | 90 | 56 | 5 222 | 4 522 |
| 53 PART* | NONSTORE RETAILERS* | 433 | 115 | 23 910 | (0) | 4 | 2 | 87 | (0) |
| ESSEX COUNTY | | | | | | | | | |
| | RETAIL TRADE, TOTAL | 660 | 426 | 52 276 | 47 698 | 697 | 421 | 57 575 | 51 897 |
| 52 | LUMBER, BLOG MATLS, HOWE, FARM EQUIP, DEALERS | 48 | 28 | 3 590 | 3 220 | 30 | 24 | 3 661 | 3 617 |
| 53 PART* | GENERAL MERCHANDISE GROUP STORES* | 50 | 24 | 5 470 | (0) | 28 | 18 | 5 307 | 5 043 |
| 54 | FOOD STORES | 120 | 56 | 12 667 | 11 045 | 136 | 72 | 16 486 | 14 484 |
| 55 EX.554 | AUTOMOTIVE DEALERS | 37 | 29 | 8 993 | 8 863 | 34 | 32 | 12 544 | (0) |
| 55PT(554) | GASOLINE SERVICE STATIONS | 70 | 44 | 3 272 | 2 724 | 78 | 46 | 3 834 | 2 908 |
| 56 | APPAREL, ACCESSORY STORES | 48 | 42 | 2 749 | 2 673 | 59 | 43 | 3 060 | 2 882 |
| 57 | FURNITURE, HOME FURNISHINGS, EQUIPMENT STORES | 35 | 23 | 2 013 | 1 893 | 24 | 24 | 2 014 | 1 786 |
| 58 | EATING, DRINKING PLACES | 127 | 103 | 4 102 | 3 816 | 146 | 98 | 4 154 | 3 518 |
| 59PT(591) | DRUG STORES, PROPRIETARY STORES | 13 | 9 | 1 061 | (0) | 14 | 12 | 1 437 | (0) |
| 59 EX.591 | OTHER RETAIL STORES | 88 | 64 | 7 196 | 6 750 | 115 | 51 | 4 713 | 3 519 |
| 53 PART* | NONSTORE RETAILERS* | 24 | 4 | 1 163 | (0) | 15 | 1 | 365 | (0) |
| FRANKLIN COUNTY | | | | | | | | | |
| | RETAIL TRADE, TOTAL | 634 | 406 | 68 040 | 62 580 | 564 | 346 | 40 778 | 36 672 |
| 52 | LUMBER, BLOG MATLS, HOWE, FARM EQUIP, DEALERS | 58 | 36 | 8 462 | 8 142 | 34 | 24 | 2 480 | 2 250 |
| 53 PART* | GENERAL MERCHANDISE GROUP STORES* | 23 | 11 | 5 376 | 5 140 | 30 | 16 | 2 300 | 1 970 |
| 54 | FOOD STORES | 103 | 57 | 15 953 | 14 133 | 95 | 55 | 11 282 | 10 410 |
| 55 EX.554 | AUTOMOTIVE DEALERS | 38 | 28 | 12 831 | 12 407 | 23 | 21 | 8 197 | (0) |
| 55PT(554) | GASOLINE SERVICE STATIONS | 81 | 53 | 5 152 | 4 388 | 81 | 33 | 3 223 | 2 363 |
| 56 | APPAREL, ACCESSORY STORES | 49 | 41 | 3 643 | 3 411 | 25 | 21 | 3 948 | 1 880 |
| 57 | FURNITURE, HOME FURNISHINGS, EQUIPMENT STORES | 22 | 22 | 2 760 | 2 760 | 23 | 9 | 1 217 | 977 |
| 58 | EATING, DRINKING PLACES | 134 | 98 | 5 069 | 4 369 | 154 | 104 | 4 355 | 3 843 |
| 59PT(591) | DRUG STORES, PROPRIETARY STORES | 12 | 12 | 1 859 | 1 859 | 13 | 13 | 738 | 738 |
| 59 EX.591 | OTHER RETAIL STORES | 78 | 44 | 6 164 | 5 540 | 75 | 47 | 4 447 | 3 693 |
| 53 PART* | NONSTORE RETAILERS* | 36 | 4 | 771 | 431 | 11 | 3 | 591 | (0) |
| FULTON COUNTY | | | | | | | | | |
| | RETAIL TRADE, TOTAL | 660 | 426 | 52 276 | 47 698 | 697 | 421 | 57 575 | 51 897 |
| 52 | LUMBER, BLOG MATLS, HOWE, FARM EQUIP, DEALERS | 48 | 28 | 3 590 | 3 220 | 30 | 24 | 3 661 | 3 617 |
| 53 PART* | GENERAL MERCHANDISE GROUP STORES* | 50 | 24 | 5 470 | (0) | 28 | 18 | 5 307 | 5 043 |
| 54 | FOOD STORES | 120 | 56 | 12 667 | 11 045 | 136 | 72 | 16 486 | 14 484 |
| 55 EX.554 | AUTOMOTIVE DEALERS | 37 | 29 | 8 993 | 8 863 | 34 | 32 | 12 544 | (0) |
| 55PT(554) | GASOLINE SERVICE STATIONS | 70 | 44 | 3 272 | 2 724 | 78 | 46 | 3 834 | 2 908 |
| 56 | APPAREL, ACCESSORY STORES | 48 | 42 | 2 749 | 2 673 | 59 | 43 | 3 060 | 2 882 |
| 57 | FURNITURE, HOME FURNISHINGS, EQUIPMENT STORES | 35 | 23 | 2 013 | 1 893 | 24 | 24 | 2 014 | 1 786 |
| 58 | EATING, DRINKING PLACES | 127 | 103 | 4 102 | 3 816 | 146 | 98 | 4 154 | 3 518 |
| 59PT(591) | DRUG STORES, PROPRIETARY STORES | 13 | 9 | 1 061 | (0) | 14 | 12 | 1 437 | (0) |
| 59 EX.591 | OTHER RETAIL STORES | 88 | 64 | 7 196 | 6 750 | 115 | 51 | 4 713 | 3 519 |
| 53 PART* | NONSTORE RETAILERS* | 24 | 4 | 1 163 | (0) | 15 | 1 | 365 | (0) |
| GREENE COUNTY | | | | | | | | | |
| | RETAIL TRADE, TOTAL | 634 | 406 | 68 040 | 62 580 | 564 | 346 | 40 778 | 36 672 |
| 52 | LUMBER, BLOG MATLS, HOWE, FARM EQUIP, DEALERS | 58 | 36 | 8 462 | 8 142 | 34 | 24 | 2 480 | 2 250 |
| 53 PART* | GENERAL MERCHANDISE GROUP STORES* | 23 | 11 | 5 376 | 5 140 | 30 | 16 | 2 300 | 1 970 |
| 54 | FOOD STORES | 103 | 57 | 15 953 | 14 133 | 95 | 55 | 11 282 | 10 410 |
| 55 EX.554 | AUTOMOTIVE DEALERS | 38 | 28 | 12 831 | 12 407 | 23 | 21 | 8 197 | (0) |
| 55PT(554) | GASOLINE SERVICE STATIONS | 81 | 53 | 5 152 | 4 388 | 81 | 33 | 3 223 | 2 363 |
| 56 | APPAREL, ACCESSORY STORES | 49 | 41 | 3 643 | 3 411 | 25 | 21 | 3 948 | 1 880 |
| 57 | FURNITURE, HOME FURNISHINGS, EQUIPMENT STORES | 22 | 22 | 2 760 | 2 760 | 23 | 9 | 1 217 | 977 |
| 58 | EATING, DRINKING PLACES | 134 | 98 | 5 069 | 4 369 | 154 | 104 | 4 355 | 3 843 |
| 59PT(591) | DRUG STORES, PROPRIETARY STORES | 12 | 12 | 1 859 | 1 859 | 13 | 13 | 738 | 738 |
| 59 EX.591 | OTHER RETAIL STORES | 78 | 44 | 6 164 | 5 540 | 75 | 47 | 4 447 | 3 693 |
| 53 PART* | NONSTORE RETAILERS* | 36 | 4 | 771 | 431 | 11 | 3 | 591 | (0) |

Standard Notes: - Represents zero. (O) Withheld to avoid disclosure. (NA) Not available. (X) Not applicable.
*Nonstore retailers, part of SIC major group 53, are shown separately in this table.

TABLE 11. Counties With 500 Establishments or More: 1958—Continued

| SIC code | Kind of business | Establishments | | Sales | | Establishments | | Sales | |
|-------------------|---|-------------------|-----------------------------|--|--|-------------------|-----------------------------|--|--|
| | | Total (number) | With payroll (number) | Total, all establish- ments (\$1,000) | Establish- ments with payroll (\$1,000) | Total (number) | With payroll (number) | Total, all establish- ments (\$1,000) | Establish- ments with payroll (\$1,000) |
| HERKIMER COUNTY | | | | | | | | | |
| JEFFERSON COUNTY | | | | | | | | | |
| | RETAIL TRADE, TOTAL | 890 | 534 | 69 755 | 61 953 | 1 246 | 842 | 115 531 | 106 431 |
| 52 | LUMBER, BLOG MATLS, HOWE, FARM EQUIP. DEALERS | 62 | 36 | 5 017 | 4 231 | 78 | 58 | 7 839 | 7 363 |
| 53 PART* | GENERAL MERCHANTISE GROUP STORES* | 55 | 23 | 4 845 | 4 353 | 61 | 35 | 12 502 | 11 814 |
| 54 | FOOD STORES | 138 | 76 | 18 988 | 17 112 | 225 | 115 | 26 551 | 23 705 |
| 55 EX.554 | AUTOMOTIVE DEALERS | 48 | 38 | 10 505 | 10 367 | 62 | 58 | 19 027 | 18 973 |
| 55PT(554) | GASOLINE SERVICE STATIONS | 71 | 41 | 4 384 | 3 764 | 147 | 77 | 6 895 | 5 075 |
| 56 | APPAREL, ACCESSORY STORES | 73 | 45 | 3 279 | 2 741 | 90 | 74 | 8 245 | 7 911 |
| 57 | FURNITURE, HOME FURNISHINGS, EQUIPMENT STORES | 52 | 34 | 4 062 | 3 800 | 57 | 35 | 3 893 | 3 335 |
| 58 | EATING, DRINKING PLACES | 193 | 127 | 4 740 | 3 620 | 256 | 216 | 9 182 | 8 572 |
| 59PT(591) | DRUG STORES, PROPRIETARY STORES | 22 | 20 | 1 616 | (0) | 23 | 23 | 3 935 | 3 907 |
| 59 EX.591 | OTHER RETAIL STORES | 148 | 86 | 11 136 | 9 530 | 201 | 137 | 15 561 | 14 351 |
| 53 PART* | NONSTORE RETAILERS* | 28 | 8 | 1 183 | (0) | 46 | 14 | 1 901 | 1 425 |
| KINGS COUNTY | | | | | | | | | |
| LIVINGSTON COUNTY | | | | | | | | | |
| | RETAIL TRADE, TOTAL | 28 604 | 16 300 | 2 487 755 | 2 215 465 | 618 | 364 | 45 958 | 40 412 |
| 52 | LUMBER, BLOG MATLS, HOWE, FARM EQUIP. DEALERS | 828 | 452 | 72 644 | 65 546 | 54 | 28 | 3 642 | 3 078 |
| 53 PART* | GENERAL MERCHANTISE GROUP STORES* | 1 247 | 389 | 204 861 | 190 811 | 26 | 14 | 1 304 | 976 |
| 54 | FOOD STORES | 9 565 | 4 737 | 854 194 | 720 852 | 97 | 53 | 11 406 | 9 942 |
| 55 EX.554 | AUTOMOTIVE DEALERS | 387 | 279 | 186 610 | 184 524 | 56 | 46 | 11 073 | 10 487 |
| 55PT(554) | GASOLINE SERVICE STATIONS | 1 012 | 896 | 94 635 | 90 919 | 56 | 34 | 3 193 | 2 751 |
| 56 | APPAREL, ACCESSORY STORES | 2 896 | 1 934 | 266 064 | 249 262 | 42 | 30 | 2 144 | 1 818 |
| 57 | FURNITURE, HOME FURNISHINGS, EQUIPMENT STORES | 1 570 | 1 018 | 157 520 | 147 246 | 36 | 16 | 1 630 | 1 424 |
| 58 | EATING, DRINKING PLACES | 4 807 | 3 755 | 235 559 | 214 979 | 116 | 82 | 3 227 | 2 691 |
| 59PT(591) | DRUG STORES, PROPRIETARY STORES | 1 156 | 864 | 78 474 | 70 408 | 13 | 13 | 1 049 | 1 049 |
| 59 EX.591 | OTHER RETAIL STORES | 3 334 | 1 632 | 276 807 | 241 527 | 106 | 46 | 6 846 | (0) |
| 53 PART* | NONSTORE RETAILERS* | 1 802 | 344 | 60 387 | 39 391 | 16 | 2 | 444 | (0) |
| MAONSON COUNTY | | | | | | | | | |
| MONROE COUNTY | | | | | | | | | |
| | RETAIL TRADE, TOTAL | 607 | 399 | 57 426 | 53 296 | 4 983 | 3 401 | 707 100 | 670 906 |
| 52 | LUMBER, BLOG MATLS, HOWE, FARM EQUIP. DEALERS | 45 | 35 | 5 196 | 5 080 | 282 | 170 | 35 983 | 33 031 |
| 53 PART* | GENERAL MERCHANTISE GROUP STORES* | 25 | 19 | 2 518 | 2 354 | 134 | 90 | 100 046 | 99 332 |
| 54 | FOOD STORES | 107 | 53 | 15 601 | 14 351 | 1 044 | 610 | 177 612 | 165 018 |
| 55 EX.554 | AUTOMOTIVE DEALERS | 37 | 31 | 11 111 | 10 917 | 234 | 158 | 125 546 | 122 882 |
| 55PT(554) | GASOLINE SERVICE STATIONS | 60 | 32 | 3 968 | 3 316 | 530 | 400 | 36 608 | 32 758 |
| 56 | APPAREL, ACCESSORY STORES | 32 | 28 | 1 713 | 1 631 | 374 | 286 | 49 318 | 47 994 |
| 57 | FURNITURE, HOME FURNISHINGS, EQUIPMENT STORES | 34 | 22 | 2 131 | 1 791 | 256 | 190 | 34 719 | 33 671 |
| 58 | EATING, DRINKING PLACES | 137 | 99 | 4 068 | 3 398 | 1 019 | 835 | 51 968 | 48 866 |
| 59PT(591) | DRUG STORES, PROPRIETARY STORES | 16 | 14 | (0) | (0) | 152 | 146 | 24 414 | 24 294 |
| 59 EX.591 | OTHER RETAIL STORES | 94 | 64 | 9 289 | 8 813 | 729 | 453 | 57 644 | 52 086 |
| 53 PART* | NONSTORE RETAILERS* | 20 | 2 | (0) | (0) | 229 | 63 | 13 242 | 10 974 |
| MONTGOMERY COUNTY | | | | | | | | | |
| NASSAU COUNTY | | | | | | | | | |
| | RETAIL TRADE, TOTAL | 870 | 524 | 64 599 | 57 123 | 10 752 | 7 858 | 1 726 662 | 1 653 334 |
| 52 | LUMBER, BLOG MATLS, HOWE, FARM EQUIP. DEALERS | 60 | 42 | 4 875 | 4 667 | 661 | 447 | 78 744 | 73 746 |
| 53 PART* | GENERAL MERCHANTISE GROUP STORES* | 26 | 18 | 3 719 | 3 473 | 315 | 207 | 225 127 | 223 141 |
| 54 | FOOD STORES | 168 | 94 | 17 127 | 15 117 | 1 917 | 1 343 | 461 473 | 440 437 |
| 55 EX.554 | AUTOMOTIVE DEALERS | 37 | 31 | 10 154 | 10 082 | 451 | 383 | 245 124 | 242 972 |
| 55PT(554) | GASOLINE SERVICE STATIONS | 98 | 50 | 4 914 | 3 440 | 1 040 | 882 | 108 890 | 102 588 |
| 56 | APPAREL, ACCESSORY STORES | 82 | 54 | 6 885 | 6 299 | 969 | 797 | 119 672 | 115 624 |
| 57 | FURNITURE, HOME FURNISHINGS, EQUIPMENT STORES | 58 | 34 | 3 593 | 3 149 | 718 | 574 | 97 905 | 94 653 |
| 58 | EATING, DRINKING PLACES | 192 | 110 | 4 468 | 3 208 | 1 896 | 1 580 | 130 803 | 123 707 |
| 59PT(591) | DRUG STORES, PROPRIETARY STORES | 21 | 21 | 1 652 | 1 634 | 394 | 364 | 44 595 | 43 487 |
| 59 EX.591 | OTHER RETAIL STORES | 120 | 68 | 7 086 | (0) | 1 690 | 1 102 | 171 274 | 158 602 |
| 53 PART* | NONSTORE RETAILERS* | 8 | 2 | 126 | (0) | 701 | 179 | 43 055 | 34 377 |
| NEW YORK COUNTY | | | | | | | | | |
| NIAGARA COUNTY | | | | | | | | | |
| | RETAIL TRADE, TOTAL | 30 643 | 21 755 | 4 337 796 | 4 153 008 | 2 453 | 1 593 | 260 286 | 239 942 |
| 52 | LUMBER, BLOG MATLS, HOWE, FARM EQUIP. DEALERS | 650 | 448 | 68 208 | 64 332 | 151 | 111 | 23 498 | 22 948 |
| 53 PART* | GENERAL MERCHANTISE GROUP STORES* | 995 | 431 | 681 171 | 670 421 | 54 | 42 | 23 363 | 23 147 |
| 54 | FOOD STORES | 5 965 | 3 773 | 690 239 | 629 741 | 488 | 224 | 70 539 | 62 073 |
| 55 EX.554 | AUTOMOTIVE DEALERS | 239 | 187 | 152 619 | 151 723 | 109 | 77 | 38 787 | 37 785 |
| 55PT(554) | GASOLINE SERVICE STATIONS | 385 | 337 | 45 560 | 44 006 | 255 | 173 | 17 851 | 15 609 |
| 56 | APPAREL, ACCESSORY STORES | 4 618 | 3 462 | 718 859 | 695 745 | 185 | 143 | 15 998 | 15 342 |
| 57 | FURNITURE, HOME FURNISHINGS, EQUIPMENT STORES | 1 902 | 1 428 | 282 346 | 272 156 | 134 | 98 | 11 203 | 10 353 |
| 58 | EATING, DRINKING PLACES | 7 043 | 6 435 | 823 707 | 812 717 | 611 | 443 | 23 504 | 20 626 |
| 59PT(591) | DRUG STORES, PROPRIETARY STORES | 888 | 816 | 116 858 | 114 546 | 68 | 66 | 9 397 | (0) |
| 59 EX.591 | OTHER RETAIL STORES | 6 582 | 3 994 | 626 149 | 576 383 | 334 | 198 | 22 922 | 20 470 |
| 53 PART* | NONSTORE RETAILERS* | 1 376 | 444 | 132 080 | 121 238 | 64 | 18 | 3 224 | (0) |

Standard Notes: - Represents zero. (0) Withheld to avoid disclosure. (NA) Not available. (X) Not applicable.
 *Nonstore retailers, part of SIC major group 53, are shown separately in this table.

TABLE 11. Counties With 500 Establishments or More: 1958—Continued

| SIC code | Kind of business | Establishments | | Sales | | Establishments | | Sales | |
|-----------|---|-------------------|--------------------------|--|--|-------------------|--------------------------|--|--|
| | | Total (number) | With payroll (number) | Total, all establishments (\$1,000) | Establishments with payroll (\$1,000) | Total (number) | With payroll (number) | Total, all establishments (\$1,000) | Establishments with payroll (\$1,000) |
| | | ONEIOA COUNTY | | | | ONONOGA COUNTY | | | |
| | RETAIL TRADE, TOTAL | 2 844 | 1 836 | 293 226 | 269 062 | 3 810 | 2 626 | 519 213 | 491 717 |
| 52 | LUMBER, BLDG MATLS, HOWE, FARM EQUIP. DEALERS | 138 | 94 | 17 129 | 16 189 | 217 | 145 | 27 148 | 25 494 |
| 53 PART* | GENERAL MERCHANDISE GROUP STORES* | 128 | 62 | 33 157 | 31 683 | 132 | 78 | 68 091 | 66 747 |
| 54 | FOOD STORES | 500 | 244 | 72 976 | 65 660 | 674 | 418 | 127 471 | 119 087 |
| 55 EX-554 | AUTOMOTIVE DEALERS | 138 | 100 | 47 291 | 45 847 | 173 | 123 | 90 342 | 88 390 |
| 55PT(554) | GASOLINE SERVICE STATIONS | 314 | 198 | 17 554 | 13 102 | 399 | 303 | 29 067 | 26 599 |
| 56 | APPAREL, ACCESSORY STORES | 245 | 193 | 20 010 | 19 088 | 252 | 202 | 36 064 | 35 242 |
| 57 | FURNITURE, HOME FURNISHINGS, EQUIPMENT STORES | 151 | 99 | 13 474 | 12 518 | 188 | 126 | 23 385 | 22 357 |
| 58 | EATING, DRINKING PLACES | 615 | 485 | 23 882 | 21 484 | 864 | 722 | 47 019 | 44 629 |
| 59PT(591) | DRUG STORES, PROPRIETARY STORES | 78 | 68 | 8 751 | (0) | 112 | 108 | 16 558 | 16 424 |
| 59 EX-591 | OTHER RETAIL STORES | 423 | 261 | 30 810 | 28 322 | 541 | 343 | 40 654 | 37 046 |
| 53 PART* | NONSTORE RETAILERS* | 114 | 32 | 8 192 | (0) | 258 | 58 | 13 414 | 9 702 |
| | | ONTARIO COUNTY | | | | ORANGE COUNTY | | | |
| | RETAIL TRADE, TOTAL | 816 | 540 | 81 060 | 75 588 | 2 249 | 1 477 | 228 681 | 211 831 |
| 52 | LUMBER, BLDG MATLS, HOWE, FARM EQUIP. DEALERS | 59 | 45 | 8 969 | 8 789 | 114 | 86 | 16 786 | 16 500 |
| 53 PART* | GENERAL MERCHANDISE GROUP STORES* | 34 | 22 | 5 587 | 5 253 | 94 | 56 | 16 443 | 15 303 |
| 54 | FOOD STORES | 140 | 72 | 18 663 | 17 061 | 389 | 203 | 64 019 | 58 349 |
| 55 EX-554 | AUTOMOTIVE DEALERS | 59 | 47 | 16 087 | 15 873 | 111 | 95 | 40 759 | 40 423 |
| 55PT(554) | GASOLINE SERVICE STATIONS | 82 | 48 | 5 125 | 4 087 | 215 | 145 | 12 785 | 10 819 |
| 56 | APPAREL, ACCESSORY STORES | 54 | 48 | 4 004 | 3 954 | 198 | 162 | 15 197 | 14 405 |
| 57 | FURNITURE, HOME FURNISHINGS, EQUIPMENT STORES | 55 | 35 | 2 993 | (0) | 107 | 75 | 10 912 | 10 464 |
| 58 | EATING, DRINKING PLACES | 158 | 122 | 6 389 | 5 849 | 566 | 372 | 17 431 | 14 489 |
| 59PT(591) | DRUG STORES, PROPRIETARY STORES | 18 | 16 | 2 033 | (0) | 58 | 54 | 6 623 | 6 477 |
| 59 EX-591 | OTHER RETAIL STORES | 136 | 76 | 8 617 | 7 567 | 343 | 205 | 24 335 | 21 715 |
| 53 PART* | NONSTORE RETAILERS* | 21 | 9 | 2 593 | 2 447 | 54 | 24 | 3 391 | 2 887 |
| | | OSWEGO COUNTY | | | | OTSEGO COUNTY | | | |
| | RETAIL TRADE, TOTAL | 1 037 | 657 | 81 092 | 73 666 | 695 | 445 | 64 946 | 59 288 |
| 52 | LUMBER, BLDG MATLS, HOWE, FARM EQUIP. DEALERS | 60 | 42 | 6 353 | 6 071 | 62 | 46 | 6 201 | 5 757 |
| 53 PART* | GENERAL MERCHANDISE GROUP STORES* | 54 | 30 | 6 102 | 5 614 | 28 | 16 | 7 484 | 7 210 |
| 54 | FOOD STORES | 189 | 95 | 23 421 | 21 159 | 114 | 72 | 15 861 | 14 495 |
| 55 EX-554 | AUTOMOTIVE DEALERS | 74 | 44 | 13 115 | 12 475 | 41 | 31 | 10 170 | 10 024 |
| 55PT(554) | GASOLINE SERVICE STATIONS | 100 | 62 | 5 179 | 4 193 | 71 | 37 | 3 735 | 2 671 |
| 56 | APPAREL, ACCESSORY STORES | 67 | 59 | 3 861 | 3 727 | 39 | 31 | 2 280 | 2 082 |
| 57 | FURNITURE, HOME FURNISHINGS, EQUIPMENT STORES | 49 | 27 | 3 367 | 3 045 | 29 | 15 | 1 835 | 1 545 |
| 58 | EATING, DRINKING PLACES | 242 | 172 | 6 833 | 5 911 | 135 | 99 | 3 999 | 3 551 |
| 59PT(591) | DRUG STORES, PROPRIETARY STORES | 27 | 27 | (0) | (0) | 16 | 14 | 1 952 | (0) |
| 59 EX-591 | OTHER RETAIL STORES | 141 | 79 | 8 571 | 7 589 | 135 | 79 | 10 675 | 9 529 |
| 53 PART* | NONSTORE RETAILERS* | 34 | 10 | (0) | (0) | 25 | 5 | 754 | (0) |
| | | QUEENS COUNTY | | | | RENSSELAER COUNTY | | | |
| | RETAIL TRADE, TOTAL | 15 881 | 10 187 | 1 703 551 | 1 567 101 | 1 599 | 977 | 157 368 | 142 832 |
| 52 | LUMBER, BLDG MATLS, HOWE, FARM EQUIP. DEALERS | 628 | 368 | 63 640 | 58 260 | 61 | 35 | 6 918 | 6 360 |
| 53 PART* | GENERAL MERCHANDISE GROUP STORES* | 445 | 243 | 120 576 | 116 628 | 53 | 29 | 11 246 | 10 686 |
| 54 | FOOD STORES | 4 504 | 2 606 | 614 435 | 555 691 | 374 | 160 | 44 302 | 38 316 |
| 55 EX-554 | AUTOMOTIVE DEALERS | 377 | 287 | 193 220 | 191 658 | 72 | 48 | 24 456 | 24 126 |
| 55PT(554) | GASOLINE SERVICE STATIONS | 866 | 744 | 85 393 | 81 387 | 169 | 109 | 11 352 | 9 166 |
| 56 | APPAREL, ACCESSORY STORES | 1 422 | 1 030 | 124 782 | 116 802 | 99 | 89 | 13 004 | 12 864 |
| 57 | FURNITURE, HOME FURNISHINGS, EQUIPMENT STORES | 862 | 620 | 92 905 | 88 911 | 87 | 61 | 9 057 | 8 451 |
| 58 | EATING, DRINKING PLACES | 2 915 | 2 429 | 166 154 | 155 754 | 331 | 233 | 11 912 | 10 284 |
| 59PT(591) | DRUG STORES, PROPRIETARY STORES | 640 | 516 | 49 406 | 45 732 | 47 | 39 | 3 873 | (0) |
| 59 EX-591 | OTHER RETAIL STORES | 2 213 | 1 113 | 147 668 | 122 686 | 268 | 158 | 19 136 | 17 250 |
| 53 PART* | NONSTORE RETAILERS* | 1 009 | 231 | 45 372 | 33 592 | 38 | 16 | 2 112 | (0) |
| | | RICHMOND COUNTY | | | | ROCKLAND COUNTY | | | |
| | RETAIL TRADE, TOTAL | 2 131 | 1 245 | 195 473 | 173 831 | 1 200 | 796 | 127 850 | 115 862 |
| 52 | LUMBER, BLDG MATLS, HOWE, FARM EQUIP. DEALERS | 106 | 66 | 9 224 | 8 486 | 76 | 54 | 9 709 | 9 281 |
| 53 PART* | GENERAL MERCHANDISE GROUP STORES* | 90 | 32 | 12 717 | 11 559 | 43 | 33 | 3 959 | 3 779 |
| 54 | FOOD STORES | 546 | 242 | 72 784 | 63 308 | 233 | 115 | 41 252 | 36 642 |
| 55 EX-554 | AUTOMOTIVE DEALERS | 56 | 42 | 17 682 | 17 356 | 60 | 50 | 22 269 | 21 939 |
| 55PT(554) | GASOLINE SERVICE STATIONS | 163 | 95 | 9 799 | 7 623 | 120 | 88 | 8 351 | 7 397 |
| 56 | APPAREL, ACCESSORY STORES | 168 | 114 | 14 678 | 13 786 | 113 | 85 | 8 020 | 7 478 |
| 57 | FURNITURE, HOME FURNISHINGS, EQUIPMENT STORES | 93 | 73 | 8 829 | 8 413 | 70 | 48 | 5 130 | 4 764 |
| 58 | EATING, DRINKING PLACES | 464 | 334 | 18 538 | 16 108 | 228 | 174 | 10 587 | 9 409 |
| 59PT(591) | DRUG STORES, PROPRIETARY STORES | 72 | 60 | 5 510 | 5 306 | 39 | 35 | 3 710 | 3 418 |
| 59 EX-591 | OTHER RETAIL STORES | 304 | 160 | 22 270 | 18 828 | 165 | 89 | 11 251 | 8 773 |
| 53 PART* | NONSTORE RETAILERS* | 69 | 27 | 3 442 | 3 058 | 53 | 25 | 3 612 | 2 982 |

Standard Notes: - Represents zero. (0) Withheld to avoid disclosure. (NA) Not available. (X) Not applicable.
 *Nonstore retailers, part of SIC major group 53, are shown separately in this table.

TABLE 11. Counties With 500 Establishments or More: 1958—Continued

| SIC code | Kind of business | Establishments | | Sales | | Establishments | | Sales | |
|---------------------|---|----------------|-----------------------|-------------------------------------|---------------------------------------|----------------|-----------------------|-------------------------------------|---------------------------------------|
| | | Total (number) | With payroll (number) | Total, all establishments (\$1,000) | Establishments with payroll (\$1,000) | Total (number) | With payroll (number) | Total, all establishments (\$1,000) | Establishments with payroll (\$1,000) |
| ST. LAWRENCE COUNTY | | | | | | | | | |
| SARATOGA COUNTY | | | | | | | | | |
| | RETAIL TRADE, TOTAL | 1 294 | 856 | 136 606 | 125 218 | 1 117 | 659 | 84 258 | 74 502 |
| 52 | LUMBER, BLDG MATLS, HOWE, FARM EQUIP. DEALERS | 89 | 67 | 9 668 | 9 034 | 64 | 36 | 4 953 | 4 499 |
| 53 PART* | GENERAL MERCHANDISE GROUP STORES* | 71 | 41 | 10 677 | 9 579 | 41 | 15 | 2 865 | 2 165 |
| 54 | FOOD STORES | 245 | 123 | 35 185 | 31 693 | 214 | 90 | 25 096 | 21 814 |
| 55 EX.554 | AUTOMOTIVE DEALERS. | 88 | 66 | 26 917 | 26 653 | 55 | 35 | 12 583 | 11 973 |
| 55PT(554) | GASOLINE SERVICE STATIONS | 141 | 75 | 8 772 | 6 454 | 121 | 73 | 5 911 | 4 777 |
| 56 | APPAREL, ACCESSORY STORES | 92 | 80 | 8 506 | 8 374 | 55 | 39 | 3 108 | 2 794 |
| 57 | FURNITURE, HOME FURNISHINGS, EQUIPMENT STORES | 64 | 46 | 4 822 | 4 480 | 53 | 31 | 2 620 | 2 328 |
| 58 | EATING, DRINKING PLACES | 243 | 219 | 10 140 | 9 754 | 284 | 204 | 10 201 | 9 019 |
| 59PT(591) | DRUG STORES, PROPRIETARY STORES | 21 | 21 | 3 329 | 3 329 | 24 | 22 | 3 692 | (0) |
| 59 EX.591 | OTHER RETAIL STORES | 208 | 112 | 17 362 | 15 028 | 187 | 105 | 12 144 | 10 636 |
| 53 PART* | NONSTORE RETAILERS* | 32 | 6 | 1 228 | 840 | 19 | 9 | 1 085 | (D) |
| SCHEENECTADY COUNTY | | | | | | | | | |
| STEBUEN COUNTY | | | | | | | | | |
| | RETAIL TRADE, TOTAL | 1 607 | 1 031 | 187 391 | 174 263 | 1 073 | 755 | 104 847 | 97 057 |
| 52 | LUMBER, BLDG MATLS, HOWE, FARM EQUIP. DEALERS | 78 | 48 | 9 780 | 9 128 | 88 | 58 | 8 509 | 7 923 |
| 53 PART* | GENERAL MERCHANDISE GROUP STORES* | 58 | 34 | 20 633 | 20 141 | 51 | 39 | 8 947 | 8 709 |
| 54 | FOOD STORES | 328 | 180 | 51 721 | 47 903 | 197 | 107 | 28 567 | 25 651 |
| 55 EX.554 | AUTOMOTIVE DEALERS. | 62 | 42 | 29 934 | 29 042 | 71 | 65 | 20 259 | 20 175 |
| 55PT(554) | GASOLINE SERVICE STATIONS | 157 | 111 | 12 226 | 10 464 | 112 | 76 | 7 213 | 6 025 |
| 56 | APPAREL, ACCESSORY STORES | 127 | 95 | 11 944 | 11 536 | 75 | 65 | 6 036 | 5 754 |
| 57 | FURNITURE, HOME FURNISHINGS, EQUIPMENT STORES | 89 | 59 | 8 960 | 7 928 | 60 | 44 | 4 919 | 4 541 |
| 58 | EATING, DRINKING PLACES | 340 | 244 | 14 497 | 12 938 | 207 | 173 | 6 843 | 6 215 |
| 59PT(591) | DRUG STORES, PROPRIETARY STORES | 51 | 47 | 5 830 | 5 779 | 51 | 21 | 2 926 | (0) |
| 59 EX.591 | OTHER RETAIL STORES | 274 | 154 | 18 895 | 16 809 | 178 | 104 | 10 273 | 8 917 |
| 53 PART* | NONSTORE RETAILERS* | 43 | 17 | 2 971 | 2 595 | 11 | 3 | 355 | (D) |
| SUFFOLK COUNTY | | | | | | | | | |
| SULLIVAN COUNTY | | | | | | | | | |
| | RETAIL TRADE, TOTAL | 5 622 | 3 976 | 704 242 | 659 370 | 1 023 | 667 | 84 920 | 77 872 |
| 52 | LUMBER, BLDG MATLS, HOWE, FARM EQUIP. DEALERS | 345 | 263 | 57 098 | 54 970 | 58 | 46 | 10 403 | 10 193 |
| 53 PART* | GENERAL MERCHANDISE GROUP STORES* | 191 | 133 | 61 033 | 59 341 | 62 | 28 | 2 421 | 1 909 |
| 54 | FOOD STORES | 940 | 616 | 206 624 | 194 744 | 204 | 116 | 20 481 | 18 657 |
| 55 EX.554 | AUTOMOTIVE DEALERS. | 334 | 248 | 98 901 | 96 539 | 38 | 34 | 10 382 | 10 262 |
| 55PT(554) | GASOLINE SERVICE STATIONS | 696 | 480 | 43 703 | 36 461 | 102 | 64 | 4 270 | 3 284 |
| 56 | APPAREL, ACCESSORY STORES | 409 | 323 | 36 268 | 33 994 | 63 | 49 | 4 052 | 3 720 |
| 57 | FURNITURE, HOME FURNISHINGS, EQUIPMENT STORES | 333 | 235 | 29 391 | 27 291 | 35 | 25 | 1 787 | 1 665 |
| 58 | EATING, DRINKING PLACES | 1 066 | 876 | 48 616 | 45 680 | 259 | 181 | 9 491 | 8 119 |
| 59PT(591) | DRUG STORES, PROPRIETARY STORES | 166 | 158 | 18 890 | 18 614 | 33 | 29 | 2 397 | 2 363 |
| 59 EX.591 | OTHER RETAIL STORES | 902 | 562 | 82 966 | 74 632 | 135 | 85 | 17 628 | 16 282 |
| 53 PART* | NONSTORE RETAILERS* | 240 | 82 | 20 752 | 17 104 | 34 | 10 | 1 608 | 1 418 |
| TOMPKINS COUNTY | | | | | | | | | |
| ULSTER COUNTY | | | | | | | | | |
| | RETAIL TRADE, TOTAL | 555 | 399 | 73 936 | 70 208 | 1 627 | 921 | 142 290 | 126 784 |
| 52 | LUMBER, BLDG MATLS, HOWE, FARM EQUIP. DEALERS | 38 | 24 | 5 192 | 4 956 | 79 | 53 | 15 634 | 14 956 |
| 53 PART* | GENERAL MERCHANDISE GROUP STORES* | 22 | 14 | 5 837 | 5 505 | 73 | 33 | 9 789 | 9 019 |
| 54 | FOOD STORES | 78 | 50 | 17 880 | 17 154 | 325 | 159 | 37 543 | 33 047 |
| 55 EX.554 | AUTOMOTIVE DEALERS. | 44 | 32 | 12 639 | 12 257 | 67 | 51 | 19 026 | 18 818 |
| 55PT(554) | GASOLINE SERVICE STATIONS | 70 | 56 | 5 243 | 4 907 | 174 | 88 | 10 016 | 7 482 |
| 56 | APPAREL, ACCESSORY STORES | 40 | 34 | 4 567 | 4 507 | 102 | 78 | 6 659 | 6 221 |
| 57 | FURNITURE, HOME FURNISHINGS, EQUIPMENT STORES | 40 | 24 | 3 680 | 3 290 | 75 | 51 | 5 153 | 4 809 |
| 58 | EATING, DRINKING PLACES | 109 | 81 | 5 458 | (0) | 385 | 237 | 13 427 | 11 105 |
| 59PT(591) | DRUG STORES, PROPRIETARY STORES | 15 | 15 | 2 116 | 2 116 | 40 | 28 | 3 690 | 3 322 |
| 59 EX.591 | OTHER RETAIL STORES | 83 | 69 | 10 629 | 10 217 | 255 | 129 | 19 525 | 16 631 |
| 53 PART* | NONSTORE RETAILERS* | 16 | .. | 695 | (0) | 52 | 14 | 1 828 | 1 374 |
| WARREN COUNTY | | | | | | | | | |
| WASHINGTON COUNTY | | | | | | | | | |
| | RETAIL TRADE, TOTAL | 755 | 527 | 73 300 | 68 932 | 615 | 355 | 42 305 | 36 209 |
| 52 | LUMBER, BLDG MATLS, HOWE, FARM EQUIP. DEALERS | 27 | 15 | 4 059 | 3 869 | 42 | 28 | 4 548 | 4 300 |
| 53 PART* | GENERAL MERCHANDISE GROUP STORES* | 46 | 26 | 8 176 | 7 754 | 30 | 12 | 1 626 | 1 000 |
| 54 | FOOD STORES | 104 | 54 | 16 563 | 15 283 | 112 | 58 | 11 507 | 9 805 |
| 55 EX.554 | AUTOMOTIVE DEALERS. | 57 | 39 | 14 833 | 14 531 | 29 | 19 | 4 096 | 3 994 |
| 55PT(554) | GASOLINE SERVICE STATIONS | 66 | 50 | 4 412 | 4 068 | 63 | 35 | 3 674 | 2 656 |
| 56 | APPAREL, ACCESSORY STORES | 55 | 47 | 6 088 | 6 024 | 38 | 22 | 1 433 | 1 159 |
| 57 | FURNITURE, HOME FURNISHINGS, EQUIPMENT STORES | 47 | 27 | 2 995 | 2 679 | 21 | 11 | 971 | 753 |
| 58 | EATING, DRINKING PLACES | 213 | 167 | 7 362 | 6 642 | 138 | 82 | 3 406 | 2 510 |
| 59PT(591) | DRUG STORES, PROPRIETARY STORES | 21 | 21 | 2 104 | 2 104 | 19 | 15 | 1 345 | 1 245 |
| 59 EX.591 | OTHER RETAIL STORES | 102 | 76 | 6 067 | 5 487 | 103 | 65 | 8 623 | 7 911 |
| 53 PART* | NONSTORE RETAILERS* | 17 | 5 | 641 | 491 | 20 | 8 | 1 016 | 876 |

Standard Notes: - Represents zero. (D) Withheld to avoid disclosure. (NA) Not available. (X) Not applicable.
 *Nonstore retailers, part of SIC major group 53, are shown separately in this table.

TABLE 11. Counties With 500 Establishments or More: 1958—Continued

| SIC code | Kind of business | Establishments | | Sales | | Establishments | | Sales | |
|-----------|---|----------------|-----------------------|-------------------------------------|---------------------------------------|--------------------|-----------------------|-------------------------------------|---------------------------------------|
| | | Total (number) | With payroll (number) | Total, all establishments (\$1,000) | Establishments with payroll (\$1,000) | Total (number) | With payroll (number) | Total, all establishments (\$1,000) | Establishments with payroll (\$1,000) |
| | | WAYNE COUNTY | | | | WESTCHESTER COUNTY | | | |
| | RETAIL TRADE, TOTAL | 834 | 578 | 121 600 | 116 218 | 8 406 | 5 896 | 1 125 026 | 1 057 644 |
| 52 | LUMBER, BLDG MATLS, HOME, FARM EQUIP. DEALERS | 77 | 59 | 7 992 | 7 664 | 357 | 263 | 45 821 | 43 779 |
| 53 PART* | GENERAL MERCHANDISE GROUP STORES* | 39 | 25 | 5 082 | 4 740 | 271 | 157 | 123 096 | 120 228 |
| 54 | FOOD STORES | 121 | 75 | 18 990 | 17 176 | 1 582 | 956 | 303 120 | 281 550 |
| 55 EX.554 | AUTOMOTIVE DEALERS | 63 | 57 | 15 926 | 15 768 | 275 | 223 | 152 921 | 150 431 |
| 55PT(554) | GASOLINE SERVICE STATIONS | 75 | 45 | 4 343 | 3 449 | 763 | 625 | 65 502 | 60 894 |
| 56 | APPAREL, ACCESSORY STORES | 62 | 50 | 3 015 | 2 745 | 807 | 651 | 103 470 | 99 976 |
| 57 | FURNITURE, HOME FURNISHINGS, EQUIPMENT STORES | 45 | 31 | 2 865 | 2 685 | 592 | 424 | 67 056 | 63 548 |
| 58 | EATING, DRINKING PLACES | 158 | 118 | 4 829 | 4 483 | 1 579 | 1 295 | 91 554 | 86 070 |
| 59PT(591) | DRUG STORES, PROPRIETARY STORES | 21 | 17 | 2 146 | 2 062 | 303 | 275 | 31 364 | 30 424 |
| 59 EX.591 | OTHER RETAIL STORES | 127 | 79 | (0) | (0) | 1 453 | 913 | 114 370 | 99 562 |
| 53 PART* | NONSTORE RETAILERS* | 46 | 22 | (0) | (0) | 424 | 114 | 26 752 | 21 182 |

Standard Notes: - Represents zero. (D) Withheld to avoid disclosure. (NA) Not available. (X) Not applicable.
 *Nonstore retailers, part of SIC major group 53, are shown separately in this table.


TABLE 12. Cities With 500 Establishments or More: 1958

| SIC code | Kind of business | Establishments | | Sales | | Establishments | | Sales | |
|-----------|---|-------------------|-----------------------------|--|--|-------------------|-----------------------------|--|--|
| | | Total (number) | With payroll (number) | Total, all establish- ments (\$1,000) | Establish- ments with payroll (\$1,000) | Total (number) | With payroll (number) | Total, all establish- ments (\$1,000) | Establish- ments with payroll (\$1,000) |
| | | ALBANY | | | | BINGHAMTON | | | |
| | RETAIL TRADE, TOTAL | 1 805 | 1 273 | 234 685 | 222 767 | 960 | 688 | 142 370 | 136 748 |
| 52 | LUMBER, BLOG MATLS, HOWE, FARM EQUIP. DEALERS | 58 | 46 | 7 424 | 7 146 | 38 | 22 | 3 799 | 3 523 |
| 53 PART* | GENERAL MERCHANDISE GROUP STORES* | 46 | 28 | 16 368 | 16 130 | 31 | 19 | 24 912 | 24 714 |
| 54 | FOOD STORES | 383 | 201 | 54 282 | 48 052 | 178 | 106 | 29 798 | 27 488 |
| 55 EX.554 | AUTOMOTIVE DEALERS | 55 | 39 | 42 347 | 42 007 | 47 | 39 | 26 414 | 26 266 |
| 55PT(554) | GASOLINE SERVICE STATIONS | 97 | 79 | 8 837 | 8 017 | 100 | 78 | 6 497 | 5 999 |
| 56 | APPAREL, ACCESSORY STORES | 178 | 150 | 28 599 | 28 199 | 62 | 52 | 8 828 | 8 664 |
| 57 | FURNITURE, HOME FURNISHINGS, EQUIPMENT STORES | 101 | 75 | 15 345 | 15 019 | 58 | 40 | 7 346 | 7 080 |
| 58 | EATING, DRINKING PLACES | 452 | 376 | 23 311 | 22 111 | 243 | 197 | 10 519 | 9 843 |
| 59PT(591) | DRUG STORES, PROPRIETARY STORES | 58 | 56 | 7 270 | 7 242 | 23 | 19 | 4 467 | 4 377 |
| 59 EX.591 | OTHER RETAIL STORES | 304 | 196 | 25 784 | 24 200 | 142 | 96 | 11 415 | 10 769 |
| 53 PART* | NONSTORE RETAILERS* | 73 | 27 | 5 118 | 4 644 | 38 | 20 | 8 375 | 8 025 |
| | | BUFFALO | | | | ELMIRA | | | |
| | RETAIL TRADE, TOTAL | 7 059 | 4 553 | 794 379 | 737 561 | 679 | 495 | 92 465 | 88 401 |
| 52 | LUMBER, BLOG MATLS, HOWE, FARM EQUIP. DEALERS | 239 | 151 | 27 179 | 25 557 | 27 | 23 | 4 170 | 4 082 |
| 53 PART* | GENERAL MERCHANDISE GROUP STORES* | 122 | 88 | 127 333 | 127 053 | 35 | 19 | 15 834 | 15 442 |
| 54 | FOOD STORES | 1 872 | 848 | 185 109 | 155 341 | 114 | 64 | 19 801 | 18 243 |
| 55 EX.554 | AUTOMOTIVE DEALERS | 178 | 146 | 122 829 | 121 947 | 31 | 25 | 16 677 | 16 533 |
| 55PT(554) | GASOLINE SERVICE STATIONS | 536 | 400 | 41 495 | 38 285 | 56 | 48 | 4 098 | 3 900 |
| 56 | APPAREL, ACCESSORY STORES | 494 | 388 | 64 996 | 63 350 | 70 | 62 | 7 391 | 7 269 |
| 57 | FURNITURE, HOME FURNISHINGS, EQUIPMENT STORES | 459 | 295 | 50 732 | 47 126 | 39 | 31 | 4 932 | 4 810 |
| 58 | EATING, DRINKING PLACES | 1 753 | 1 387 | 77 481 | 70 845 | 157 | 127 | 5 277 | 4 711 |
| 59PT(591) | DRUG STORES, PROPRIETARY STORES | 225 | 199 | 28 242 | 27 720 | 15 | 15 | 2 124 | 2 124 |
| 59 EX.591 | OTHER RETAIL STORES | 929 | 571 | 52 930 | 46 562 | 111 | 65 | 7 080 | 6 252 |
| 53 PART* | NONSTORE RETAILERS* | 252 | 80 | 16 053 | 13 775 | 24 | 16 | 5 081 | 5 035 |
| | | HEMPSTEAD | | | | JAMESTOWN | | | |
| | RETAIL TRADE, TOTAL | ^r 550 | ^r 462 | ^r 152 769 | ^r 150 607 | 626 | 438 | ^r 67 260 | ^r 62 870 |
| 52 | LUMBER, BLOG MATLS, HOWE, FARM EQUIP. DEALERS | ^r 21 | ^r 21 | ^r 4 667 | ^r 4 667 | 30 | 22 | 3 385 | 3 191 |
| 53 PART* | GENERAL MERCHANDISE GROUP STORES* | ^r 15 | ^r 15 | ^r 51 655 | ^r 51 655 | 16 | 12 | 9 711 | 9 691 |
| 54 | FOOD STORES | ^r 75 | ^r 53 | ^r 15 232 | ^r 14 458 | 126 | 72 | 17 141 | 15 299 |
| 55 EX.554 | AUTOMOTIVE DEALERS | ^r 26 | ^r 24 | ^r 26 866 | (D) | 33 | 27 | ^r 10 216 | ^r 10 112 |
| 55PT(554) | GASOLINE SERVICE STATIONS | ^r 32 | ^r 24 | ^r 2 596 | ^r 2 390 | 62 | 46 | 3 938 | 3 366 |
| 56 | APPAREL, ACCESSORY STORES | ^r 89 | ^r 85 | ^r 17 851 | ^r 17 731 | 66 | 58 | 6 638 | 6 564 |
| 57 | FURNITURE, HOME FURNISHINGS, EQUIPMENT STORES | ^r 65 | ^r 59 | ^r 14 907 | ^r 14 825 | 34 | 24 | 3 802 | 3 666 |
| 58 | EATING, DRINKING PLACES | ^r 93 | ^r 85 | ^r 6 826 | ^r 6 510 | 111 | 91 | 4 051 | 3 703 |
| 59PT(591) | DRUG STORES, PROPRIETARY STORES | ^r 12 | ^r 10 | ^r 1 673 | (D) | 17 | 17 | 2 504 | 2 504 |
| 59 EX.591 | OTHER RETAIL STORES | ^r 104 | ^r 80 | ^r 8 831 | ^r 8 375 | 108 | 64 | 4 932 | 4 102 |
| 53 PART* | NONSTORE RETAILERS* | 18 | 6 | 1 665 | 1 529 | 23 | 5 | 942 | 672 |
| | | KINGSTON | | | | MOUNT VERNON | | | |
| | RETAIL TRADE, TOTAL | 509 | 339 | 64 223 | 60 313 | 883 | 611 | 100 430 | 93 420 |
| 52 | LUMBER, BLOG MATLS, HOWE, FARM EQUIP. DEALERS | 16 | 14 | 6 737 | (O) | 36 | 20 | 3 213 | 2 969 |
| 53 PART* | GENERAL MERCHANDISE GROUP STORES* | 17 | 11 | 6 671 | 6 581 | 29 | 23 | 6 958 | 6 790 |
| 54 | FOOD STORES | 116 | 58 | 17 384 | 15 854 | 195 | 121 | 28 153 | 25 461 |
| 55 EX.554 | AUTOMOTIVE DEALERS | 25 | 21 | 10 441 | 10 359 | 28 | 18 | 14 171 | 13 885 |
| 55PT(554) | GASOLINE SERVICE STATIONS | 36 | 26 | 2 358 | 1 996 | 57 | 51 | 4 167 | 4 073 |
| 56 | APPAREL, ACCESSORY STORES | 60 | 50 | 4 843 | 4 667 | 90 | 66 | 7 337 | 6 961 |
| 57 | FURNITURE, HOME FURNISHINGS, EQUIPMENT STORES | 27 | 23 | 2 725 | 2 695 | 55 | 39 | 6 682 | 6 398 |
| 58 | EATING, DRINKING PLACES | 112 | 78 | 3 832 | 3 402 | 153 | 131 | 7 730 | 7 410 |
| 59PT(591) | DRUG STORES, PROPRIETARY STORES | 10 | 10 | 1 472 | 1 472 | 41 | 35 | 2 857 | 2 661 |
| 59 EX.591 | OTHER RETAIL STORES | 74 | 44 | 7 144 | 6 150 | 153 | 91 | 15 617 | 13 801 |
| 53 PART* | NONSTORE RETAILERS* | 16 | 4 | 616 | (O) | 46 | 16 | 3 545 | 3 011 |
| | | NEWBURGH | | | | NEW ROCHELLE | | | |
| | RETAIL TRADE, TOTAL | 619 | 417 | 72 709 | 68 633 | 770 | 554 | 110 579 | 104 279 |
| 52 | LUMBER, BLOG MATLS, HOWE, FARM EQUIP. DEALERS | 26 | 16 | 4 992 | 4 840 | 25 | 17 | 3 389 | 3 277 |
| 53 PART* | GENERAL MERCHANDISE GROUP STORES* | 25 | 13 | 9 583 | 9 203 | 31 | 15 | 11 931 | 11 643 |
| 54 | FOOD STORES | 130 | 56 | 18 142 | 16 412 | 143 | 79 | 28 967 | 26 867 |
| 55 EX.554 | AUTOMOTIVE DEALERS | 24 | 20 | 12 754 | 12 690 | 28 | 26 | 20 455 | (O) |
| 55PT(554) | GASOLINE SERVICE STATIONS | 45 | 39 | 3 377 | 3 149 | 52 | 48 | 4 551 | 4 437 |
| 56 | APPAREL, ACCESSORY STORES | 90 | 84 | 8 234 | 8 054 | 93 | 77 | 12 270 | 11 994 |
| 57 | FURNITURE, HOME FURNISHINGS, EQUIPMENT STORES | 36 | 26 | 3 179 | 3 063 | 72 | 60 | 7 119 | 6 845 |
| 58 | EATING, DRINKING PLACES | 130 | 98 | 5 009 | 4 489 | 124 | 112 | 7 569 | 7 379 |
| 59PT(591) | DRUG STORES, PROPRIETARY STORES | 20 | 18 | 2 611 | (O) | 26 | 24 | 2 656 | (O) |
| 59 EX.591 | OTHER RETAIL STORES | 83 | 43 | 4 076 | 3 430 | 142 | 86 | 8 449 | 6 301 |
| 53 PART* | NONSTORE RETAILERS* | 10 | 4 | 752 | (O) | 34 | 10 | 3 223 | 2 803 |

Standard Notes: - Represents zero. (D) Withheld to avoid disclosure. (NA) Not available. (X) Not applicable. ^rRevised.
 *Nonstore retailers, part of SIC major group 53, are shown separately in this table.

TABLE 12. Cities With 500 Establishments or More: 1958—Continued

| SIC code | Kind of business | Establishments | | Sales | | Establishments | | Sales | |
|---------------|---|-------------------|-----------------------------|--|--|-------------------|-----------------------------|--|--|
| | | Total (number) | With payroll (number) | Total, all establish- ments (\$1,000) | Establish- ments with payroll (\$1,000) | Total (number) | With payroll (number) | Total, all establish- ments (\$1,000) | Establish- ments with payroll (\$1,000) |
| NEW YORK CITY | | | | | | | | | |
| | RETAIL TRADE, TOTAL | 89 663 | 56 783 | 9 897 875 | 9 167 821 | 1 245 | 819 | 138 031 | 128 241 |
| 52 | LUMBER, BLDG MATLS, HOWE, FARM EQUIP. DEALERS | 2 537 | 1 523 | 244 001 | 224 289 | 56 | 34 | 6 649 | 6 313 |
| 53 PART* | GENERAL MERCHANDISE GROUP STORES* | 3 242 | 1 252 | 1 080 294 | 1 045 964 | 26 | 20 | 15 872 | 15 784 |
| 54 | FOOD STORES | 24 991 | 13 589 | 2 656 473 | 2 331 669 | 248 | 110 | 39 223 | 34 973 |
| 55 EX.554 | AUTOMOTIVE DEALERS | 1 271 | 959 | 653 058 | 646 812 | 41 | 33 | 19 430 | 19 158 |
| 55PT(554) | GASOLINE SERVICE STATIONS | 2 866 | 2 466 | 280 755 | 267 519 | 105 | 79 | 7 988 | 7 200 |
| 56 | APPAREL, ACCESSORY STORES | 10 198 | 7 308 | 1 264 175 | 1 209 523 | 111 | 87 | 10 737 | 10 463 |
| 57 | FURNITURE, HOME FURNISHINGS, EQUIPMENT STORES | 5 160 | 3 590 | 603 979 | 574 309 | 71 | 55 | 7 223 | 6 733 |
| 58 | EATING, DRINKING PLACES | 17 164 | 14 576 | 1 350 110 | 1 298 852 | 337 | 243 | 13 618 | 12 008 |
| 59PT(591) | DRUG STORES, PROPRIETARY STORES | 3 235 | 2 657 | 283 337 | 266 949 | 37 | 35 | 5 205 | (0) |
| 59 EX.591 | OTHER RETAIL STORES | 13 917 | 7 639 | 1 212 171 | 1 084 651 | 184 | 112 | 10 420 | 9 146 |
| 53 PART* | NONSTORE RETAILERS* | 5 082 | 1 224 | 269 522 | 217 284 | 29 | 11 | 1 666 | (0) |
| NIAGARA FALLS | | | | | | | | | |
| | RETAIL TRADE, TOTAL | 701 | 491 | 91 683 | 86 011 | 3 957 | 2 657 | 551 520 | 522 678 |
| 52 | LUMBER, BLDG MATLS, HOWE, FARM EQUIP. DEALERS | 33 | 27 | 3 888 | 3 810 | 194 | 108 | 25 664 | 23 268 |
| 53 PART* | GENERAL MERCHANDISE GROUP STORES* | 28 | 16 | 14 567 | 14 359 | 90 | 54 | 83 599 | 83 031 |
| 54 | FOOD STORES | 149 | 67 | 22 720 | 19 632 | 831 | 463 | 116 656 | 106 332 |
| 55 EX.554 | AUTOMOTIVE DEALERS | 32 | 26 | 12 143 | 12 039 | 162 | 100 | 100 536 | 98 594 |
| 55PT(554) | GASOLINE SERVICE STATIONS | 63 | 43 | 4 272 | 3 512 | 391 | 305 | 27 280 | 24 870 |
| 56 | APPAREL, ACCESSORY STORES | 77 | 73 | 7 989 | 7 877 | 318 | 244 | 44 974 | 43 956 |
| 57 | FURNITURE, HOME FURNISHINGS, EQUIPMENT STORES | 50 | 36 | 5 032 | 4 794 | 222 | 160 | 31 812 | 30 870 |
| 58 | EATING, DRINKING PLACES | 122 | 96 | 5 068 | 4 692 | 819 | 669 | 41 890 | 39 366 |
| 59PT(591) | DRUG STORES, PROPRIETARY STORES | 22 | 22 | 1 904 | 1 904 | 131 | 125 | 20 928 | 20 808 |
| 59 EX.591 | OTHER RETAIL STORES | 101 | 77 | 12 013 | 11 477 | 612 | 380 | 46 815 | 42 045 |
| 53 PART* | NONSTORE RETAILERS* | 24 | 8 | 2 087 | 1 915 | 187 | 49 | 11 366 | 9 538 |
| POUGHKEEPSIE | | | | | | | | | |
| | RETAIL TRADE, TOTAL | 701 | 491 | 91 683 | 86 011 | 3 957 | 2 657 | 551 520 | 522 678 |
| 52 | LUMBER, BLDG MATLS, HOWE, FARM EQUIP. DEALERS | 33 | 27 | 3 888 | 3 810 | 194 | 108 | 25 664 | 23 268 |
| 53 PART* | GENERAL MERCHANDISE GROUP STORES* | 28 | 16 | 14 567 | 14 359 | 90 | 54 | 83 599 | 83 031 |
| 54 | FOOD STORES | 149 | 67 | 22 720 | 19 632 | 831 | 463 | 116 656 | 106 332 |
| 55 EX.554 | AUTOMOTIVE DEALERS | 32 | 26 | 12 143 | 12 039 | 162 | 100 | 100 536 | 98 594 |
| 55PT(554) | GASOLINE SERVICE STATIONS | 63 | 43 | 4 272 | 3 512 | 391 | 305 | 27 280 | 24 870 |
| 56 | APPAREL, ACCESSORY STORES | 77 | 73 | 7 989 | 7 877 | 318 | 244 | 44 974 | 43 956 |
| 57 | FURNITURE, HOME FURNISHINGS, EQUIPMENT STORES | 50 | 36 | 5 032 | 4 794 | 222 | 160 | 31 812 | 30 870 |
| 58 | EATING, DRINKING PLACES | 122 | 96 | 5 068 | 4 692 | 819 | 669 | 41 890 | 39 366 |
| 59PT(591) | DRUG STORES, PROPRIETARY STORES | 22 | 22 | 1 904 | 1 904 | 131 | 125 | 20 928 | 20 808 |
| 59 EX.591 | OTHER RETAIL STORES | 101 | 77 | 12 013 | 11 477 | 612 | 380 | 46 815 | 42 045 |
| 53 PART* | NONSTORE RETAILERS* | 24 | 8 | 2 087 | 1 915 | 187 | 49 | 11 366 | 9 538 |
| ROCHESTER | | | | | | | | | |
| | RETAIL TRADE, TOTAL | 701 | 491 | 91 683 | 86 011 | 3 957 | 2 657 | 551 520 | 522 678 |
| 52 | LUMBER, BLDG MATLS, HOWE, FARM EQUIP. DEALERS | 33 | 27 | 3 888 | 3 810 | 194 | 108 | 25 664 | 23 268 |
| 53 PART* | GENERAL MERCHANDISE GROUP STORES* | 28 | 16 | 14 567 | 14 359 | 90 | 54 | 83 599 | 83 031 |
| 54 | FOOD STORES | 149 | 67 | 22 720 | 19 632 | 831 | 463 | 116 656 | 106 332 |
| 55 EX.554 | AUTOMOTIVE DEALERS | 32 | 26 | 12 143 | 12 039 | 162 | 100 | 100 536 | 98 594 |
| 55PT(554) | GASOLINE SERVICE STATIONS | 63 | 43 | 4 272 | 3 512 | 391 | 305 | 27 280 | 24 870 |
| 56 | APPAREL, ACCESSORY STORES | 77 | 73 | 7 989 | 7 877 | 318 | 244 | 44 974 | 43 956 |
| 57 | FURNITURE, HOME FURNISHINGS, EQUIPMENT STORES | 50 | 36 | 5 032 | 4 794 | 222 | 160 | 31 812 | 30 870 |
| 58 | EATING, DRINKING PLACES | 122 | 96 | 5 068 | 4 692 | 819 | 669 | 41 890 | 39 366 |
| 59PT(591) | DRUG STORES, PROPRIETARY STORES | 22 | 22 | 1 904 | 1 904 | 131 | 125 | 20 928 | 20 808 |
| 59 EX.591 | OTHER RETAIL STORES | 101 | 77 | 12 013 | 11 477 | 612 | 380 | 46 815 | 42 045 |
| 53 PART* | NONSTORE RETAILERS* | 24 | 8 | 2 087 | 1 915 | 187 | 49 | 11 366 | 9 538 |
| SCHEENECTADY | | | | | | | | | |
| | RETAIL TRADE, TOTAL | 1 284 | 832 | 152 588 | 142 120 | 2 358 | 1 674 | 357 467 | 341 343 |
| 52 | LUMBER, BLDG MATLS, HOWE, FARM EQUIP. DEALERS | 62 | 34 | 8 346 | 7 710 | 90 | 58 | 13 083 | 12 645 |
| 53 PART* | GENERAL MERCHANDISE GROUP STORES* | 48 | 28 | 19 525 | 19 111 | 60 | 36 | 58 210 | 57 656 |
| 54 | FOOD STORES | 270 | 144 | 39 333 | 36 303 | 450 | 268 | 74 393 | 68 281 |
| 55 EX.554 | AUTOMOTIVE DEALERS | 50 | 32 | 24 689 | 23 823 | 97 | 77 | 66 245 | 65 155 |
| 55PT(554) | GASOLINE SERVICE STATIONS | 120 | 82 | 8 454 | 7 078 | 198 | 154 | 13 996 | 12 986 |
| 56 | APPAREL, ACCESSORY STORES | 117 | 91 | 11 637 | 11 315 | 182 | 148 | 29 527 | 28 983 |
| 57 | FURNITURE, HOME FURNISHINGS, EQUIPMENT STORES | 70 | 48 | 7 379 | 6 639 | 128 | 96 | 19 015 | 18 357 |
| 58 | EATING, DRINKING PLACES | 266 | 198 | 11 580 | 10 408 | 551 | 475 | 32 187 | 30 843 |
| 59PT(591) | DRUG STORES, PROPRIETARY STORES | 41 | 37 | 4 752 | 4 700 | 74 | 74 | 11 280 | 11 280 |
| 59 EX.591 | OTHER RETAIL STORES | 214 | 126 | 15 249 | 13 573 | 360 | 246 | 29 172 | 27 106 |
| 53 PART* | NONSTORE RETAILERS* | 26 | 12 | 1 644 | 1 460 | 168 | 42 | 10 359 | 8 051 |
| SYRACUSE | | | | | | | | | |
| | RETAIL TRADE, TOTAL | 1 284 | 832 | 152 588 | 142 120 | 2 358 | 1 674 | 357 467 | 341 343 |
| 52 | LUMBER, BLDG MATLS, HOWE, FARM EQUIP. DEALERS | 62 | 34 | 8 346 | 7 710 | 90 | 58 | 13 083 | 12 645 |
| 53 PART* | GENERAL MERCHANDISE GROUP STORES* | 48 | 28 | 19 525 | 19 111 | 60 | 36 | 58 210 | 57 656 |
| 54 | FOOD STORES | 270 | 144 | 39 333 | 36 303 | 450 | 268 | 74 393 | 68 281 |
| 55 EX.554 | AUTOMOTIVE DEALERS | 50 | 32 | 24 689 | 23 823 | 97 | 77 | 66 245 | 65 155 |
| 55PT(554) | GASOLINE SERVICE STATIONS | 120 | 82 | 8 454 | 7 078 | 198 | 154 | 13 996 | 12 986 |
| 56 | APPAREL, ACCESSORY STORES | 117 | 91 | 11 637 | 11 315 | 182 | 148 | 29 527 | 28 983 |
| 57 | FURNITURE, HOME FURNISHINGS, EQUIPMENT STORES | 70 | 48 | 7 379 | 6 639 | 128 | 96 | 19 015 | 18 357 |
| 58 | EATING, DRINKING PLACES | 266 | 198 | 11 580 | 10 408 | 551 | 475 | 32 187 | 30 843 |
| 59PT(591) | DRUG STORES, PROPRIETARY STORES | 41 | 37 | 4 752 | 4 700 | 74 | 74 | 11 280 | 11 280 |
| 59 EX.591 | OTHER RETAIL STORES | 214 | 126 | 15 249 | 13 573 | 360 | 246 | 29 172 | 27 106 |
| 53 PART* | NONSTORE RETAILERS* | 26 | 12 | 1 644 | 1 460 | 168 | 42 | 10 359 | 8 051 |
| TROY | | | | | | | | | |
| | RETAIL TRADE, TOTAL | 965 | 619 | 104 466 | 96 064 | 1 313 | 853 | 145 701 | 135 135 |
| 52 | LUMBER, BLDG MATLS, HOWE, FARM EQUIP. DEALERS | 29 | 17 | 3 871 | 3 625 | 46 | 26 | 6 342 | 5 918 |
| 53 PART* | GENERAL MERCHANDISE GROUP STORES* | 24 | 14 | 9 399 | 9 209 | 51 | 25 | 17 718 | 17 250 |
| 54 | FOOD STORES | 236 | 106 | 27 151 | 23 249 | 264 | 120 | 35 039 | 31 359 |
| 55 EX.554 | AUTOMOTIVE DEALERS | 32 | 20 | 15 260 | 15 128 | 50 | 32 | 24 293 | 23 767 |
| 55PT(554) | GASOLINE SERVICE STATIONS | 73 | 49 | 4 660 | 3 636 | 112 | 76 | 6 473 | 5 043 |
| 56 | APPAREL, ACCESSORY STORES | 92 | 84 | 12 830 | 12 706 | 147 | 119 | 12 719 | 12 137 |
| 57 | FURNITURE, HOME FURNISHINGS, EQUIPMENT STORES | 63 | 47 | 7 537 | 7 155 | 80 | 56 | 7 996 | 7 582 |
| 58 | EATING, DRINKING PLACES | 193 | 143 | 7 106 | 6 282 | 262 | 212 | 10 214 | 9 234 |
| 59PT(591) | DRUG STORES, PROPRIETARY STORES | 29 | 27 | 2 783 | (0) | 47 | 37 | 4 444 | 4 166 |
| 59 EX.591 | OTHER RETAIL STORES | 168 | 104 | 12 424 | 11 142 | 188 | 128 | 14 972 | 14 032 |
| 53 PART* | NONSTORE RETAILERS* | 26 | 8 | 1 445 | (0) | 66 | 22 | 5 491 | 4 647 |
| UTICA | | | | | | | | | |
| | RETAIL TRADE, TOTAL | 965 | 619 | 104 466 | 96 064 | 1 313 | 853 | 145 701 | 135 135 |
| 52 | LUMBER, BLDG MATLS, HOWE, FARM EQUIP. DEALERS | 29 | 17 | 3 871 | 3 625 | 46 | 26 | 6 342 | 5 918 |
| 53 PART* | GENERAL MERCHANDISE GROUP STORES* | 24 | 14 | 9 399 | 9 209 | 51 | 25 | 17 718 | 17 250 |
| 54 | FOOD STORES | 236 | 106 | 27 151 | 23 249 | 264 | 120 | 35 039 | 31 359 |
| 55 EX.554 | AUTOMOTIVE DEALERS | 32 | 20 | 15 260 | 15 128 | 50 | 32 | 24 293 | 23 767 |
| 55PT(554) | GASOLINE SERVICE STATIONS | 73 | 49 | 4 660 | 3 636 | 112 | 76 | 6 473 | 5 043 |
| 56 | APPAREL, ACCESSORY STORES | 92 | 84 | 12 830 | 12 706 | 147 | 119 | 12 719 | 12 137 |
| 57 | FURNITURE, HOME FURNISHINGS, EQUIPMENT STORES | 63 | 47 | 7 537 | 7 155 | 80 | 56 | 7 996 | 7 582 |
| 58 | EATING, DRINKING PLACES | 193 | 143 | 7 106 | 6 282 | 262 | 212 | 10 214 | 9 234 |
| 59PT(591) | DRUG STORES, PROPRIETARY STORES | 29 | 27 | 2 783 | (0) | 47 | 37 | 4 444 | 4 166 |
| 59 EX.591 | OTHER RETAIL STORES | 168 | 104 | 12 424 | 11 142 | 188 | 128 | 14 972 | 14 032 |
| 53 PART* | NONSTORE RETAILERS* | 26 | 8 | 1 445 | (0) | 66 | 22 | 5 491 | 4 647 |
| WHITE PLAINS | | | | | | | | | |
| | RETAIL TRADE, TOTAL | r898 | r654 | r176 392 | r169 904 | 1 803 | 1 189 | 236 123 | 219 435 |
| 52 | LUMBER, BLDG MATLS, HOWE, FARM EQUIP. DEALERS | r36 | r24 | r5 126 | r4 938 | 66 | 50 | 6 419 | 6 031 |
| 53 PART* | GENERAL MERCHANDISE GROUP STORES* | r35 | r23 | r33 077 | r32 789 | 50 | 22 | 34 554 | 33 932 |
| 54 | FOOD STORES | r134 | r74 | r21 428 | r19 152 | 418 | 242 | 65 148 | 59 108 |
| 55 EX.554 | AUTOMOTIVE DEALERS | r32 | r30 | r28 859</ | | | | | |

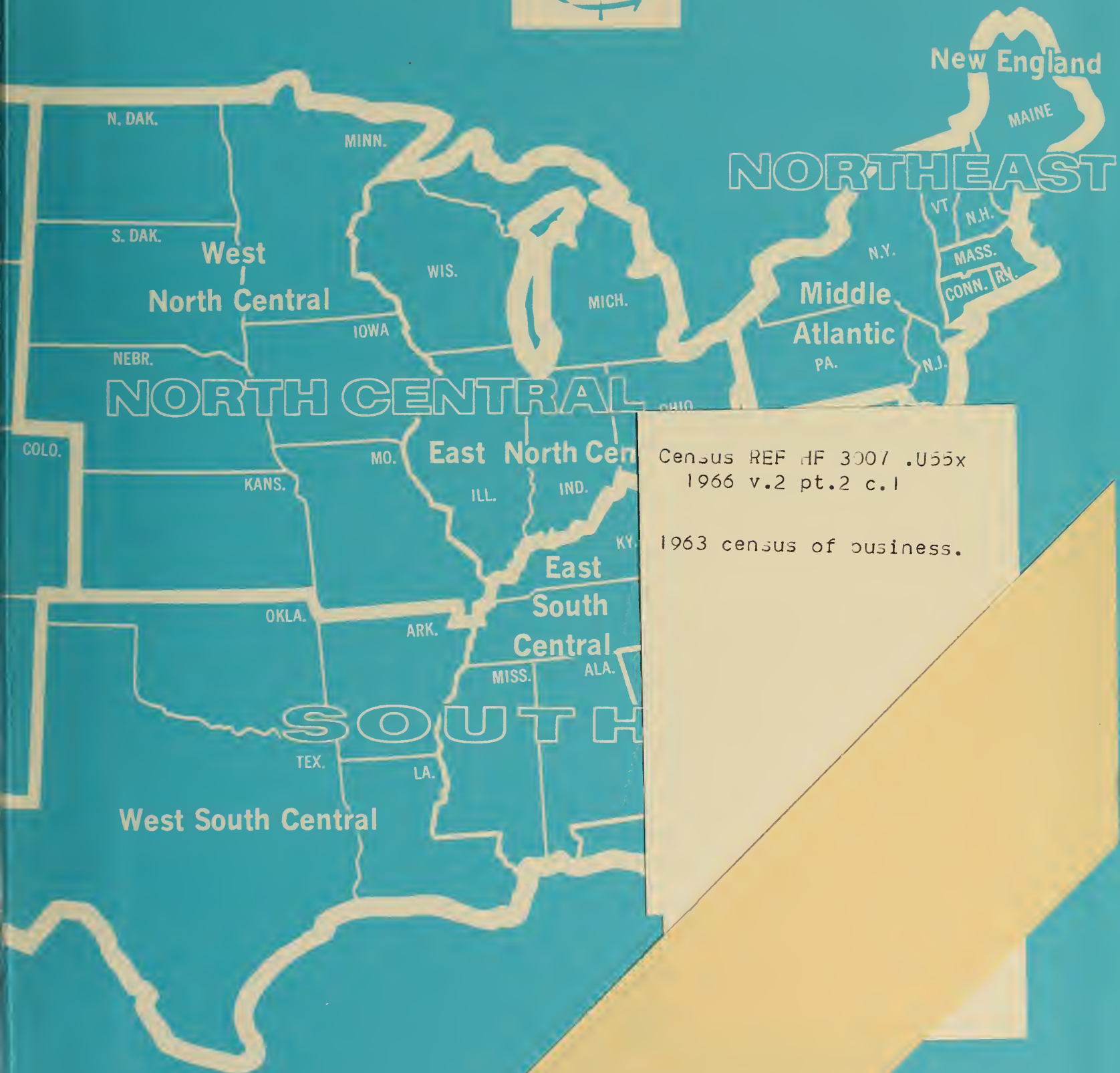




CENSUS REGIONS AND GEOGRAPHIC DIVISIONS




OF THE UNITED STATES



Census REF HF 3007 .U55x
1966 v.2 pt.2 c.1

1963 census of business.

CB/Bureau of the Census Library



5 0673 01045003 2