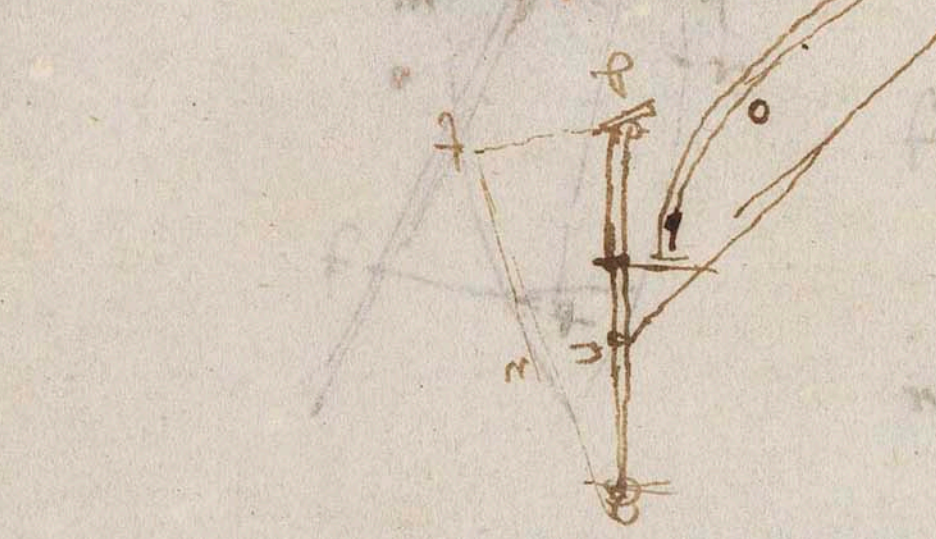


म नमः ॥ ७ ॥ म नमः ॥ ७ ॥  
 म नमः ॥ ७ ॥ म नमः ॥ ७ ॥  
 म नमः ॥ ७ ॥ म नमः ॥ ७ ॥  
 म नमः ॥ ७ ॥ म नमः ॥ ७ ॥  
 म नमः ॥ ७ ॥ म नमः ॥ ७ ॥



Faint, mostly illegible text in Devanagari script, likely bleed-through from the reverse side of the page. Some words are partially visible, such as 'म नमः' and '७ ॥'.



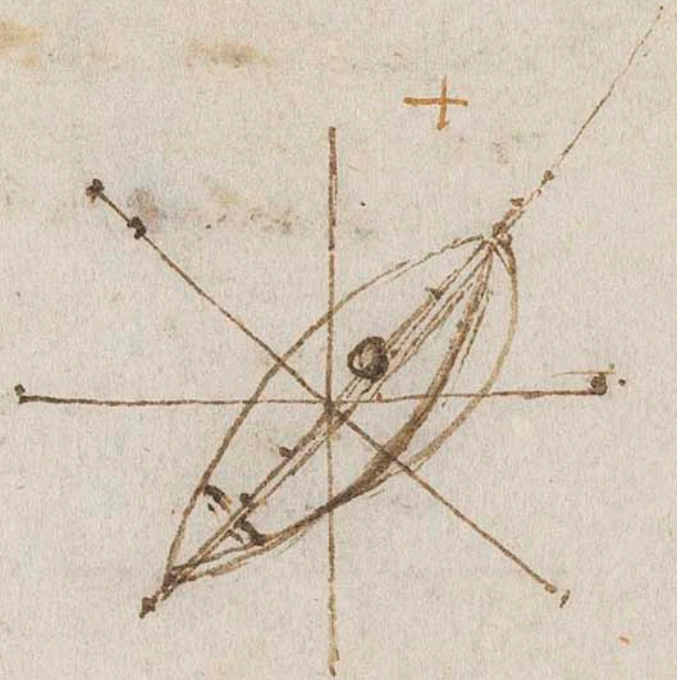








Handwritten text in a cursive script, likely a historical or scientific manuscript. The text is written in a dark ink and appears to be a list or a series of notes. The words are difficult to decipher due to the cursive style and some fading.










Handwritten text at the top center, possibly a title or header, including a cross symbol.

Handwritten text on the left side, possibly a label for the diagram.

Handwritten text in the middle of the page, near the first diagram.



Main block of handwritten text on the left side, containing several lines of script.




Handwritten text at the bottom right, possibly a conclusion or a separate note.



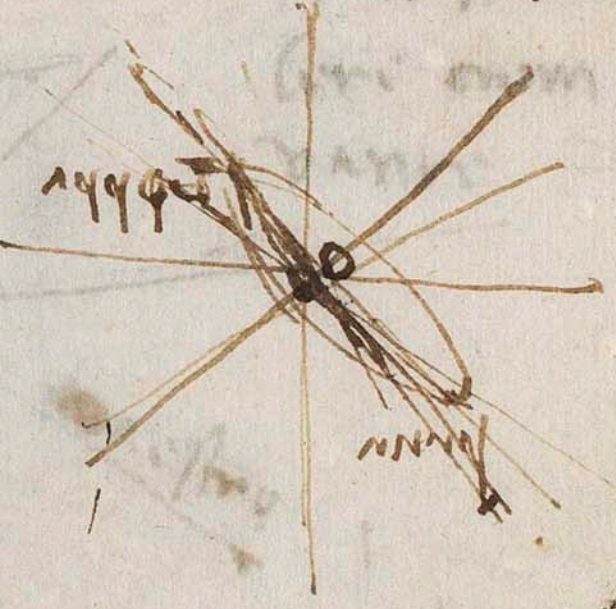
Handwritten text at the top of the page, possibly a title or header.

Handwritten label 'P' pointing to the top diagram.




Handwritten text to the right of the top diagram, possibly describing it.

Main body of handwritten text on the left side of the page, including several lines of script and some crossed-out sections.



Handwritten label 'P' pointing to the center of the middle diagram.

Handwritten label 'P' pointing to the top of the bottom diagram.

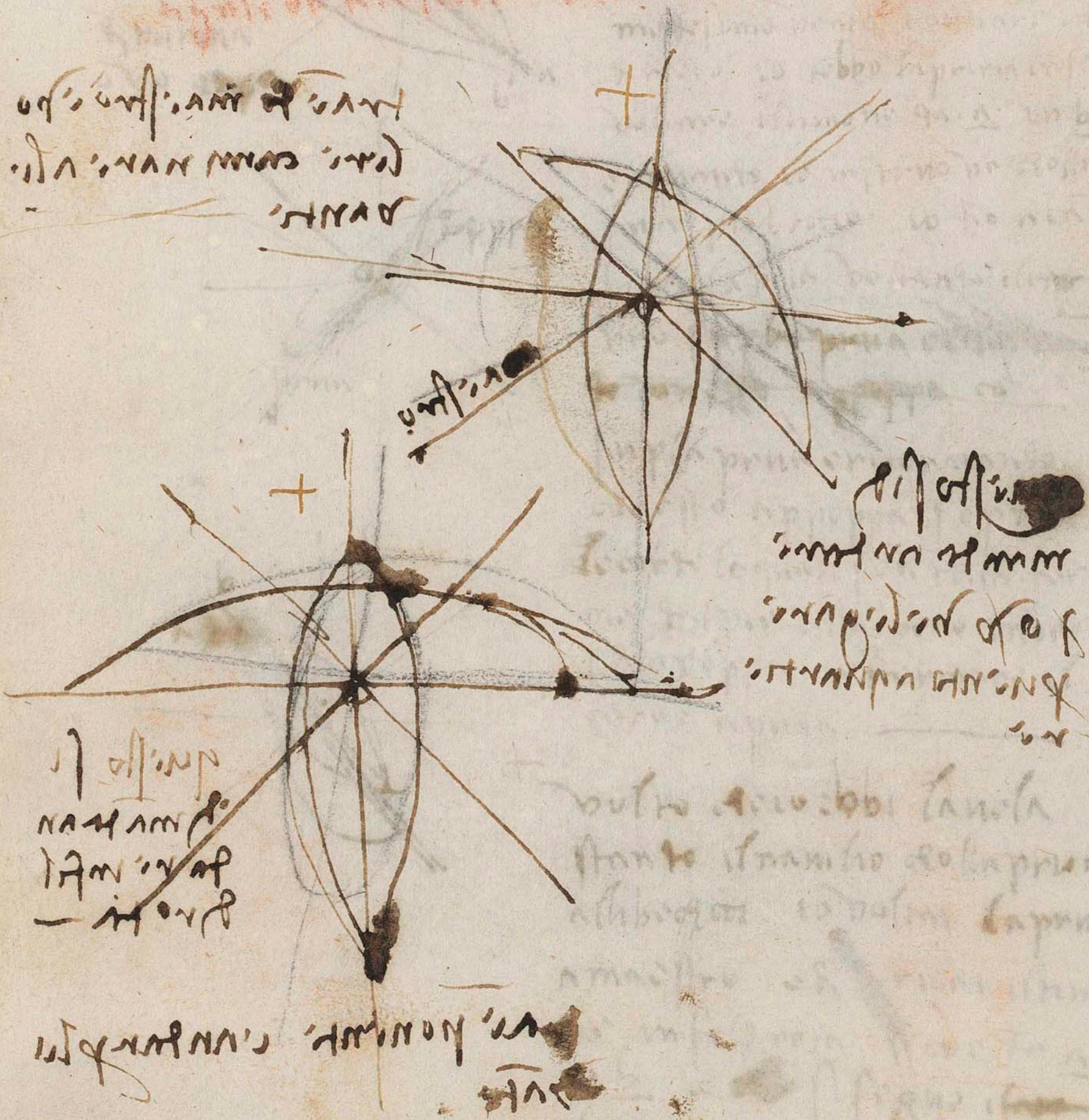


Handwritten text at the bottom of the page, including a large '+' sign and some bolded or underlined words.



*[Faint, mostly illegible text in red ink at the top of the page, possibly bleed-through from the reverse side.]*

Handwritten text in black ink, oriented vertically on the left side of the page.



Handwritten text in black ink, oriented vertically on the right side of the page, adjacent to the diagrams.

Handwritten text in black ink, oriented vertically on the left side of the page, below the first diagram.

Handwritten text in black ink, oriented vertically at the bottom left of the page.



1204 v. b. p. 110

1204

Handwritten text in a cursive script, likely a ledger or account book, with several lines of entries.

Small handwritten notes or corrections.

122
98
100
988
988
3600
122

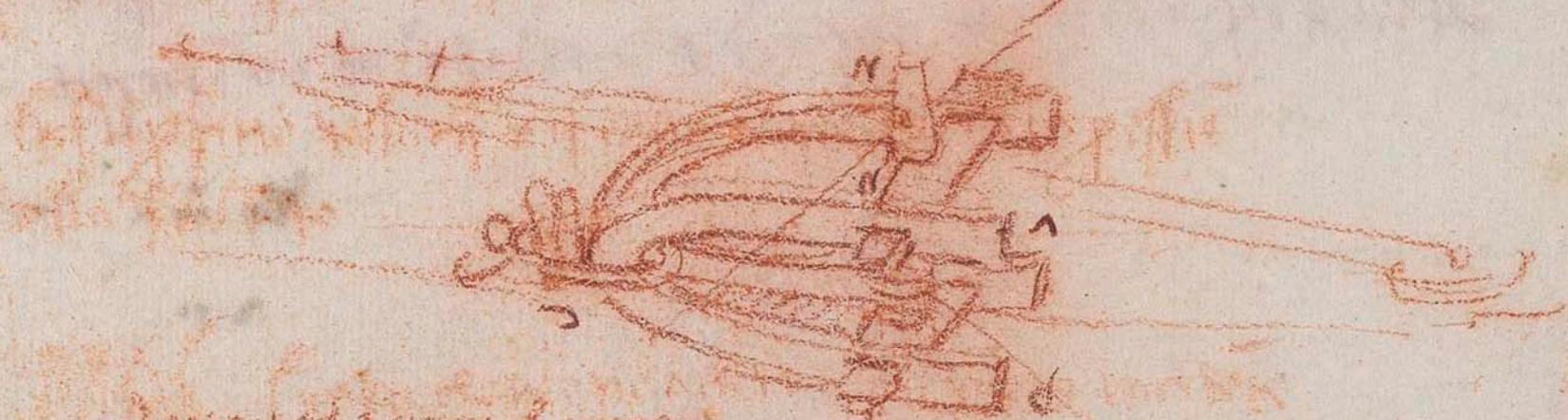
122
36
232
368
432
3600
152



*[Faint, illegible handwriting at the top of the page]*

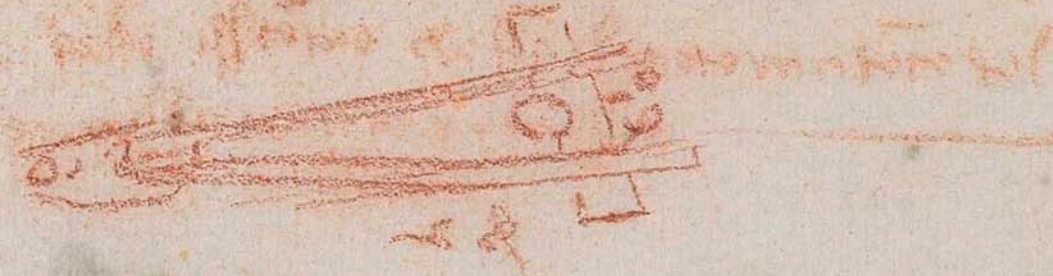


*[Faint text below the first diagram]*



*[Faint text below the second diagram]*

*[Faint text, possibly a formula or calculation]*



*[Faint text, possibly a paragraph of handwritten notes]*

*[Faint text, possibly a paragraph of handwritten notes]*



Handwritten text in a cursive script, possibly a list or a set of instructions.

Handwritten text, possibly a title or a section header.

Handwritten text, possibly a list or a set of instructions.

Handwritten text, possibly a list or a set of instructions.

Handwritten text, possibly a list or a set of instructions.

Handwritten text, possibly a list or a set of instructions.

Handwritten text, possibly a list or a set of instructions.

Handwritten text, possibly a list or a set of instructions.

Handwritten text, possibly a list or a set of instructions.

Handwritten text, possibly a list or a set of instructions.



Handwritten text, possibly a list or a set of instructions.

Handwritten text, possibly a list or a set of instructions.

Handwritten text, possibly a list or a set of instructions.

Handwritten text, possibly a list or a set of instructions.



Handwritten text, possibly a list or a set of instructions.

Handwritten text, possibly a list or a set of instructions.

Handwritten text, possibly a list or a set of instructions.

Handwritten text, possibly a list or a set of instructions.

Handwritten text, possibly a list or a set of instructions.








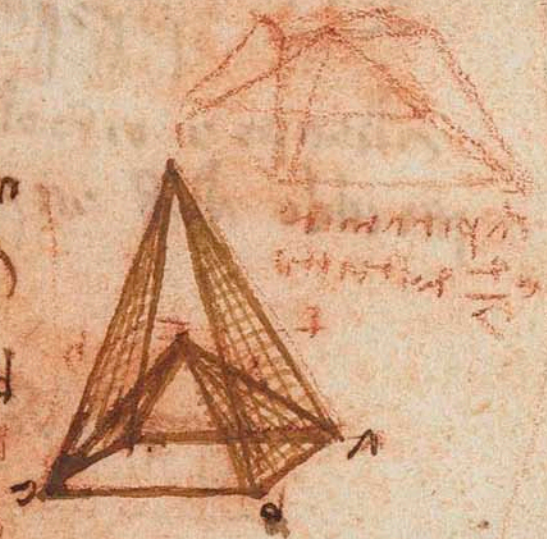


Handwritten text in a cursive script, likely a historical or mathematical treatise, located at the top of the page.



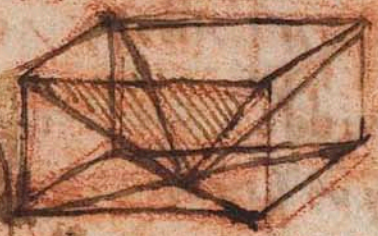


Handwritten text in a cursive script, located below the first pair of drawings.

Handwritten text in a cursive script, located in the middle section of the page.



Handwritten text in a cursive script, located to the left of the bottom row of drawings.



Handwritten text in a cursive script, located at the bottom of the page.







אחריהם , ש , ו

וְהָיָה כִּי יִשְׁמַע אֱלֹהִים בְּקוֹל הַיְהוּדִים וְיִשְׁמַע אֱלֹהִים בְּקוֹל הַיְהוּדִים  
 וְיִשְׁמַע אֱלֹהִים בְּקוֹל הַיְהוּדִים וְיִשְׁמַע אֱלֹהִים בְּקוֹל הַיְהוּדִים  
 וְיִשְׁמַע אֱלֹהִים בְּקוֹל הַיְהוּדִים וְיִשְׁמַע אֱלֹהִים בְּקוֹל הַיְהוּדִים  
 וְיִשְׁמַע אֱלֹהִים בְּקוֹל הַיְהוּדִים וְיִשְׁמַע אֱלֹהִים בְּקוֹל הַיְהוּדִים  
 וְיִשְׁמַע אֱלֹהִים בְּקוֹל הַיְהוּדִים וְיִשְׁמַע אֱלֹהִים בְּקוֹל הַיְהוּדִים  
 וְיִשְׁמַע אֱלֹהִים בְּקוֹל הַיְהוּדִים וְיִשְׁמַע אֱלֹהִים בְּקוֹל הַיְהוּדִים



... hanc rem habet ad aliam figuram. Deinde ...  
... manifestam figuram. Deinde ...  
... hanc rem habet ad aliam figuram. Deinde ...  
... manifestam figuram. Deinde ...  
... hanc rem habet ad aliam figuram. Deinde ...  
... manifestam figuram. Deinde ...













Diagrama de un círculo con una cuerda horizontal y una línea vertical que pasa por el centro y la cuerda. El diagrama a la derecha muestra un círculo con una cuerda horizontal y una línea vertical que pasa por el centro y la cuerda, con líneas adicionales que conectan el centro con los puntos de la circunferencia.




Diagrama de un círculo con una cuerda horizontal y una línea vertical que pasa por el centro y la cuerda. El diagrama a la derecha muestra un círculo con una cuerda horizontal y una línea vertical que pasa por el centro y la cuerda, con líneas adicionales que conectan el centro con los puntos de la circunferencia.

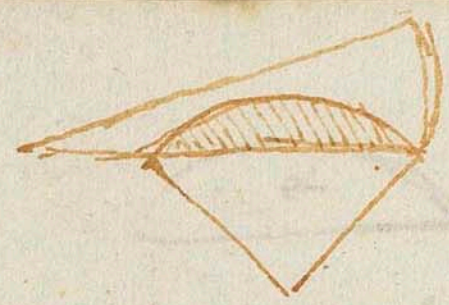
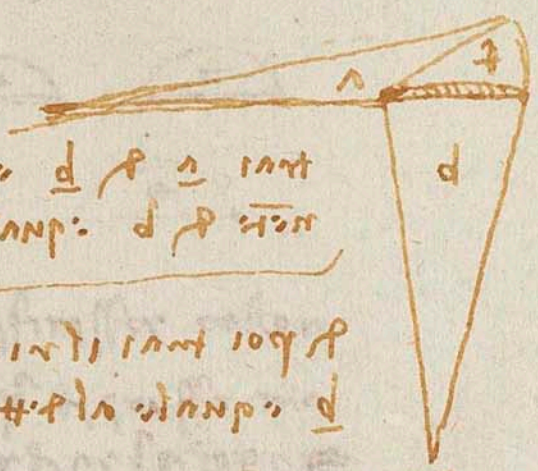







Handwritten text in a cursive script, possibly a historical or technical language, located at the top left of the page.

Second line of handwritten text in a cursive script, located below the first line of text.



Handwritten text in a cursive script, located below the dome diagram on the left.










Handwritten text at the top left of the page, likely a title or introductory note.



Handwritten text block below the first diagram, describing the geometric construction.

Second handwritten text block, continuing the explanation of the diagram.



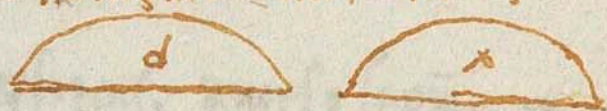
Handwritten text block below the second diagram.

Third handwritten text block, further detailing the geometric analysis.



Final handwritten text block on the left side of the page.

Handwritten text at the top right of the page.




Handwritten text block below the third diagram.



Large handwritten text block on the right side, spanning several lines.




Handwritten text block below the fourth diagram.



Handwritten text block below the fifth diagram.



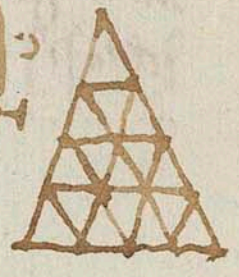
Handwritten text block below the sixth diagram.






Handwritten text in a cursive script, likely a historical or mathematical treatise. The text is written in brown ink on aged paper.

Handwritten text, possibly a continuation of the previous section, including some mathematical symbols or fractions.



Handwritten text, possibly a continuation of the previous section, including some mathematical symbols or fractions.



Handwritten text, possibly a continuation of the previous section, including some mathematical symbols or fractions.

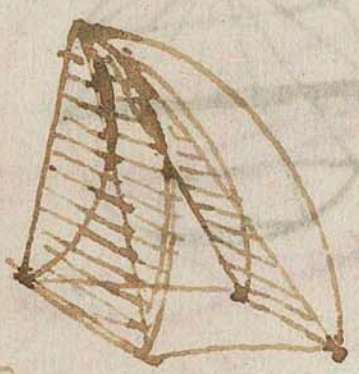
Handwritten text, possibly a continuation of the previous section, including some mathematical symbols or fractions.

Handwritten text, possibly a continuation of the previous section, including some mathematical symbols or fractions.

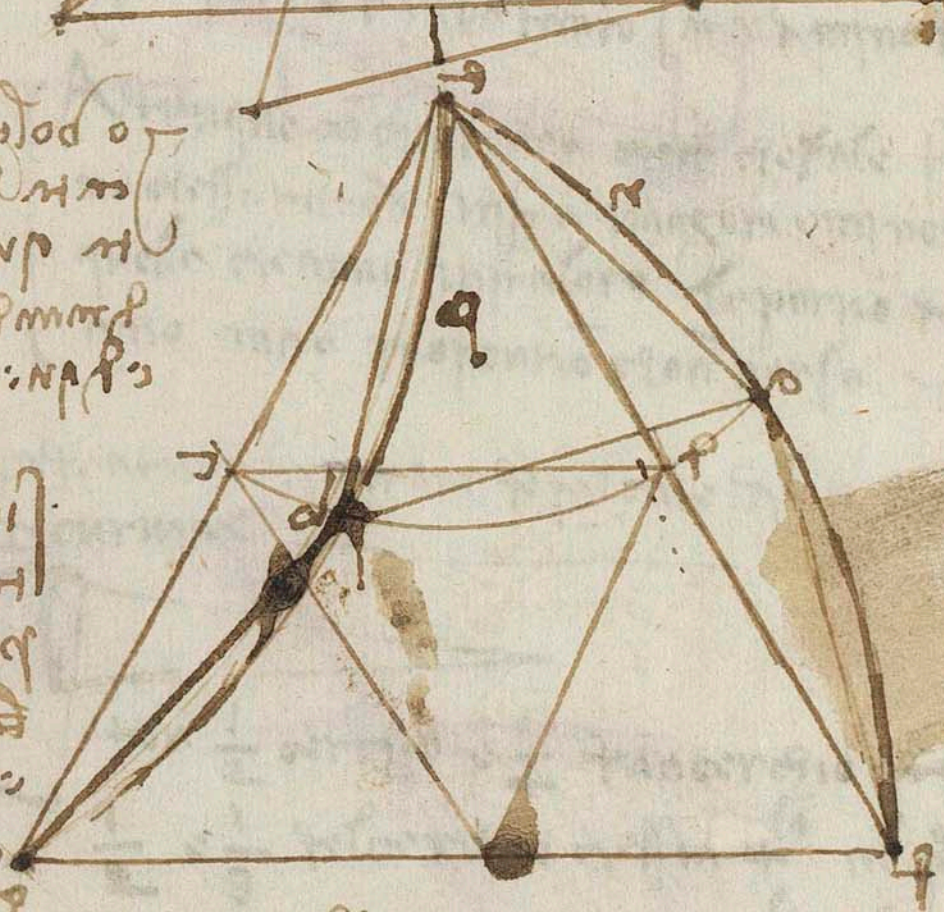
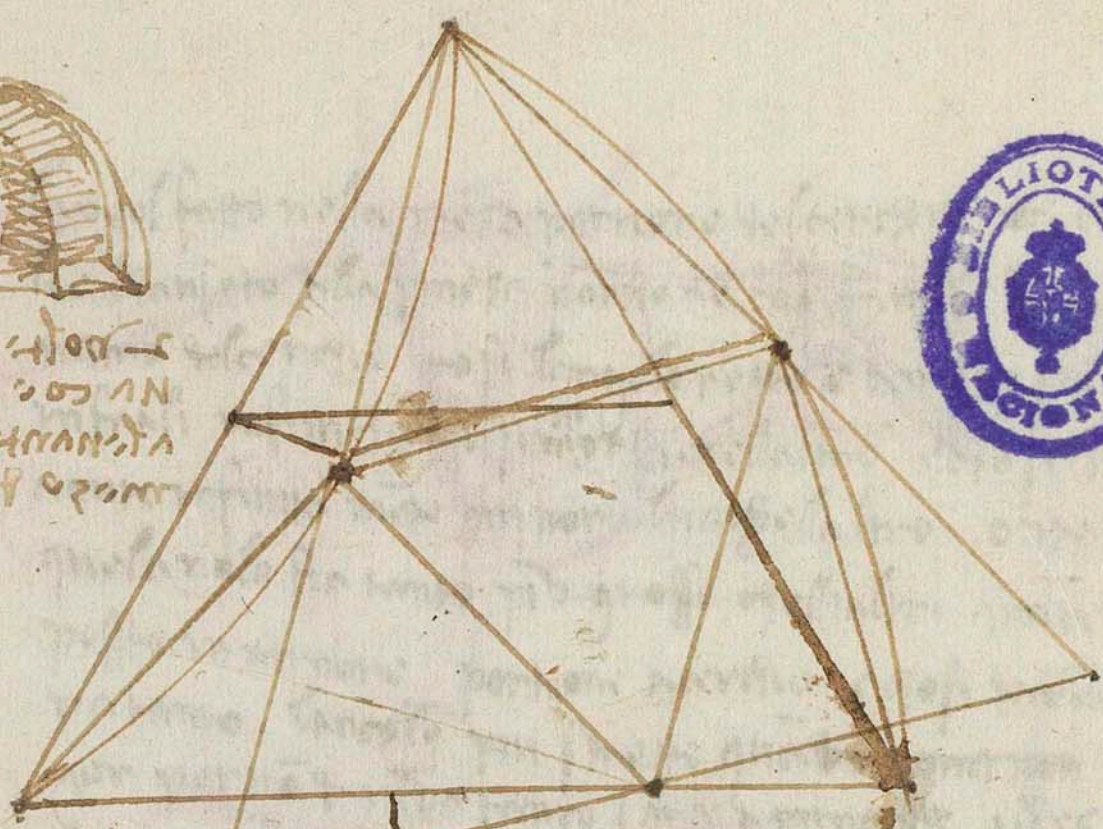




Handwritten text in Hebrew script, likely describing the structure shown in the sketch.



Handwritten text in Hebrew script, possibly a title or introductory text.

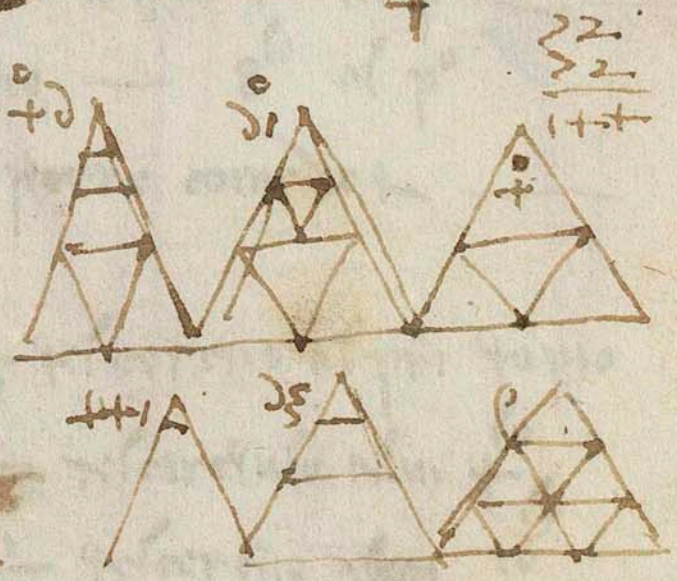


Handwritten text in Hebrew script, likely describing the diagram above.

Handwritten text in Hebrew script, likely describing the diagram above.

Handwritten text in Hebrew script, likely describing the diagram above.

Handwritten text in Hebrew script, likely describing the diagram above.



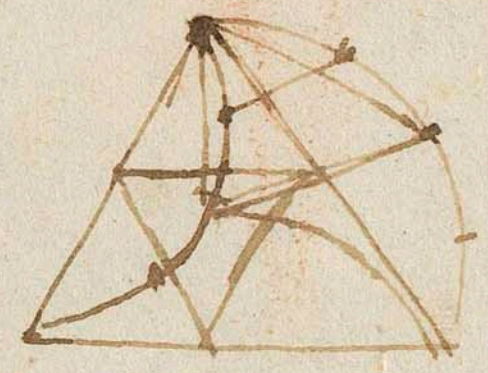
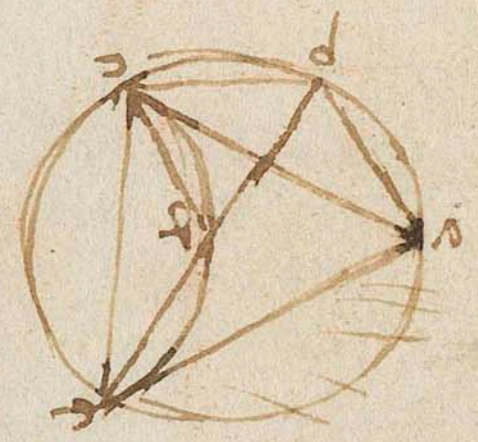
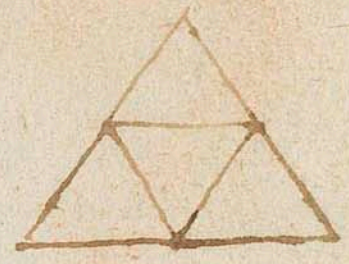
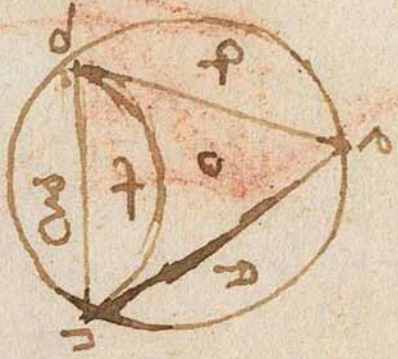








Handwritten text at the top of the page, likely a title or introductory paragraph, written in a cursive script.

Main body of handwritten text, consisting of several paragraphs of cursive script, possibly describing geometric concepts or proofs.


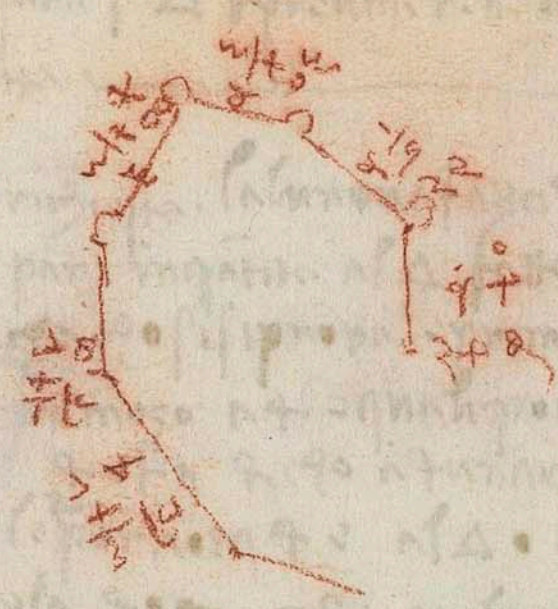


Handwritten text at the bottom of the page, continuing the cursive script from the main body.





Handwritten text at the top of the page, likely a title or introductory notes, written in a cursive script.



Handwritten mathematical notations in red ink, including <math>1/4</math>, <math>2+</math>, and <math>3+</math>.





Handwritten mathematical notations in red ink, including <math>1/4</math>, <math>2+</math>, and <math>3+</math>.

Handwritten mathematical notations in red ink, including <math>1/4</math>, <math>2+</math>, and <math>3+</math>.

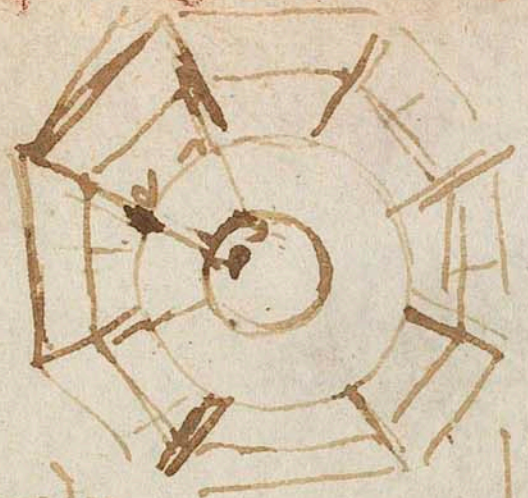





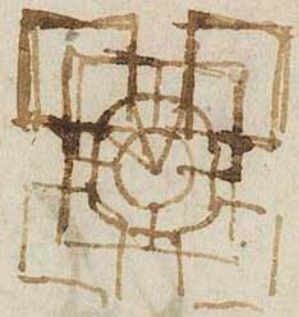

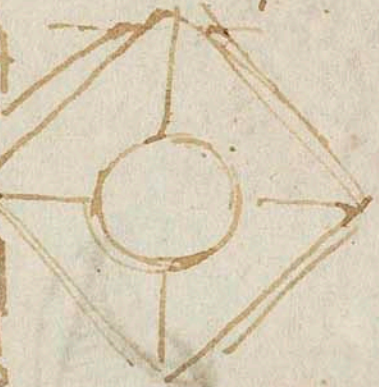




Handwritten text in a cursive script, likely a list or index of the drawings. The text is written in brown ink and is somewhat faded and difficult to decipher. It appears to be organized into several lines, possibly corresponding to the different groups of drawings on the page.



Handwritten text on the left side of the page, written in brown ink. It appears to be a list or index of the drawings, with some words that are difficult to read due to the cursive script and fading.













Handwritten text in a medieval script, likely a technical manual or treatise. The text is arranged in several lines, with some words appearing to be related to geometry or mechanics.




Second block of handwritten text, continuing the technical discussion. It includes several lines of script with some characters that look like letters or numbers.



Third block of handwritten text, further detailing the technical content. The script is consistent with the previous blocks.


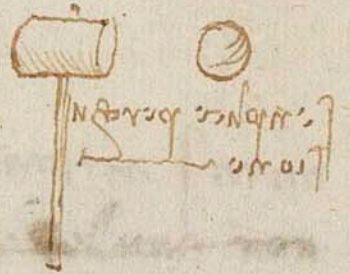


Fourth block of handwritten text, continuing the text. It appears to be a continuation of the same technical treatise.




Final block of handwritten text at the bottom of the page, likely concluding the text or providing a summary.









Handwritten text in a cursive script, likely a description or list of items related to the sketches. The text is written in brown ink and is somewhat difficult to read due to the cursive style and fading.







Handwritten text below the first diagram, possibly a label or description.



Main body of handwritten text, mostly illegible due to fading and bleed-through from the reverse side of the page.















Handwritten text in a cursive script, likely a form of shorthand or a specific dialect. The text is arranged in several lines, with some words appearing to be repeated or modified. The script is dense and difficult to decipher without a key.



Handwritten text in a cursive script, continuing the sequence from the top section. It includes some lines that are underlined.



2 πρ:νοπη:φ:δ

Handwritten text in a cursive script, starting with a large initial letter. The text is arranged in several lines.



Handwritten text in a cursive script, including some underlined lines.

Handwritten text in a cursive script, starting with a large initial letter.



Handwritten text in a cursive script, including some underlined lines.



Handwritten text in a cursive script, including some underlined lines.








circulus est figura plana cuius omnes puncti equidistant a puncto uno quodammodo in puncto suo centro dicitur. et ab eodem puncto centro ad circumferentiam dicitur radius. et ab eodem puncto centro per circumferentiam dicitur arcus. et ab eodem puncto centro per circumferentiam dicitur circumferentia. et ab eodem puncto centro per circumferentiam dicitur circumferentia. et ab eodem puncto centro per circumferentiam dicitur circumferentia.

et ab eodem puncto centro per circumferentiam dicitur circumferentia. et ab eodem puncto centro per circumferentiam dicitur circumferentia. et ab eodem puncto centro per circumferentiam dicitur circumferentia. et ab eodem puncto centro per circumferentiam dicitur circumferentia.



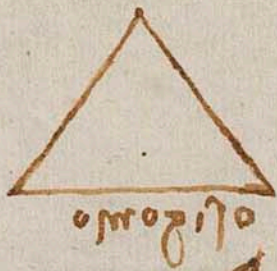
semicirculus est figura plana cuius omnes puncti equidistant a puncto uno quodammodo in puncto suo centro dicitur. et ab eodem puncto centro ad circumferentiam dicitur radius. et ab eodem puncto centro per circumferentiam dicitur arcus. et ab eodem puncto centro per circumferentiam dicitur circumferentia.



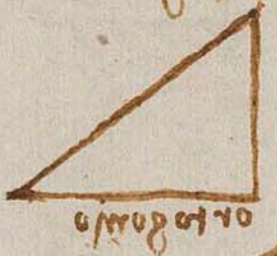
circulus est figura plana cuius omnes puncti equidistant a puncto uno quodammodo in puncto suo centro dicitur. et ab eodem puncto centro ad circumferentiam dicitur radius. et ab eodem puncto centro per circumferentiam dicitur arcus. et ab eodem puncto centro per circumferentiam dicitur circumferentia.

circulus est figura plana cuius omnes puncti equidistant a puncto uno quodammodo in puncto suo centro dicitur.


et ab eodem puncto centro per circumferentiam dicitur circumferentia. et ab eodem puncto centro per circumferentiam dicitur circumferentia. et ab eodem puncto centro per circumferentiam dicitur circumferentia. et ab eodem puncto centro per circumferentiam dicitur circumferentia.



triangulum est figura plana cuius tres anguli sunt in puncto uno quodammodo in puncto suo centro dicitur. et ab eodem puncto centro ad circumferentiam dicitur radius. et ab eodem puncto centro per circumferentiam dicitur arcus. et ab eodem puncto centro per circumferentiam dicitur circumferentia.



triangulum est figura plana cuius tres anguli sunt in puncto uno quodammodo in puncto suo centro dicitur. et ab eodem puncto centro ad circumferentiam dicitur radius. et ab eodem puncto centro per circumferentiam dicitur arcus. et ab eodem puncto centro per circumferentiam dicitur circumferentia.



triangulum est figura plana cuius tres anguli sunt in puncto uno quodammodo in puncto suo centro dicitur.



11111


11111



11111



11111



11111

Main body of handwritten text in a cursive script, consisting of approximately 12 lines of text with horizontal lines separating some sections.









De illis comissis

De illis comissis  
De illis comissis  
De illis comissis

De illis comissis

De illis comissis  
De illis comissis  
De illis comissis  
De illis comissis  
De illis comissis

De illis comissis

De illis comissis  
De illis comissis  
De illis comissis  
De illis comissis  
De illis comissis

De illis comissis  
De illis comissis







De la forma de la casa de la reina

De la forma de la casa de la reina  
De la forma de la casa de la reina  
De la forma de la casa de la reina  
De la forma de la casa de la reina  
De la forma de la casa de la reina  
De la forma de la casa de la reina  
De la forma de la casa de la reina  
De la forma de la casa de la reina  
De la forma de la casa de la reina  
De la forma de la casa de la reina



De la forma de la casa de la reina

De la forma de la casa de la reina  
De la forma de la casa de la reina  
De la forma de la casa de la reina  
De la forma de la casa de la reina  
De la forma de la casa de la reina  
De la forma de la casa de la reina  
De la forma de la casa de la reina  
De la forma de la casa de la reina  
De la forma de la casa de la reina  
De la forma de la casa de la reina

De la forma de la casa de la reina

De la forma de la casa de la reina  
De la forma de la casa de la reina  
De la forma de la casa de la reina  
De la forma de la casa de la reina  
De la forma de la casa de la reina  
De la forma de la casa de la reina  
De la forma de la casa de la reina  
De la forma de la casa de la reina  
De la forma de la casa de la reina  
De la forma de la casa de la reina



Handwritten text at the top of the page, possibly a title or header.

First block of handwritten text, consisting of several lines of cursive script.

Second block of handwritten text, continuing the cursive script.

Third block of handwritten text, continuing the cursive script.

Fourth block of handwritten text, continuing the cursive script.







Sancti spiritus in conspectu  
placuit

Illud est in conspectu  
sancti spiritus in conspectu

Sancti spiritus in conspectu  
placuit

Sancti spiritus in conspectu  
placuit

Sancti spiritus in conspectu  
placuit

Sancti spiritus in conspectu  
placuit

Sancti spiritus in conspectu  
placuit

Sancti spiritus in conspectu  
placuit

Sancti spiritus in conspectu  
placuit

Sancti spiritus in conspectu  
placuit

Sancti spiritus in conspectu  
placuit

Sancti spiritus in conspectu  
placuit

Sancti spiritus in conspectu  
placuit

Sancti spiritus in conspectu  
placuit

Sancti spiritus in conspectu  
placuit

Sancti spiritus in conspectu  
placuit

Sancti spiritus in conspectu  
placuit

Sancti spiritus in conspectu  
placuit

Sancti spiritus in conspectu  
placuit

Sancti spiritus in conspectu  
placuit

Sancti spiritus in conspectu  
placuit



Handwritten text at the top of the page, possibly a title or header.

First main block of handwritten text, consisting of several lines.

Second line of handwritten text, possibly a section separator.

Large block of handwritten text, possibly a list or detailed notes.

Third line of handwritten text, possibly a section separator.

Fourth main block of handwritten text, continuing the notes.

Fifth main block of handwritten text, including a small diagram or table on the right side.

Vertical handwritten text on the right margin.



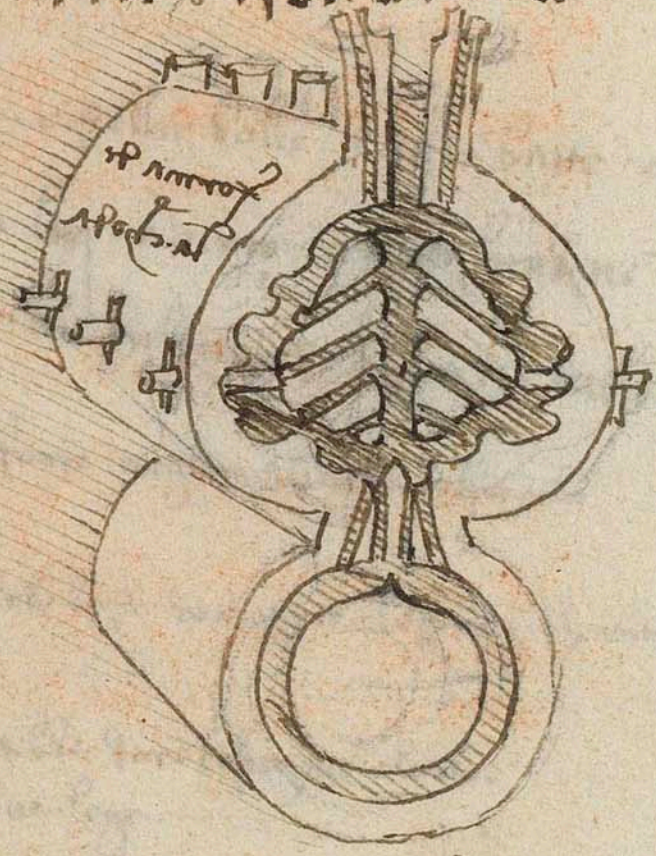


Handwritten text in red ink at the top of the page, likely a title or introductory note.

Two lines of handwritten text in red ink, positioned below the top section.

A single line of handwritten text in black ink, centered on the page.

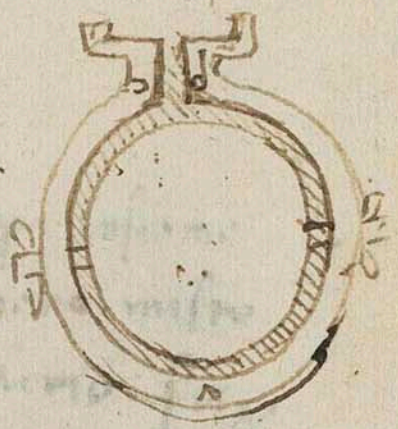
A large block of handwritten text in black ink, arranged in several lines across the middle of the page.



A large block of handwritten text in black ink at the bottom of the page, likely a detailed description or commentary related to the anatomical drawing.



Handwritten text in a cursive script, likely a historical document or manuscript. The text is arranged in several lines across the top half of the page.



Handwritten text centered below the diagram, possibly a title or a specific reference.

Handwritten text in a cursive script, continuing the document's content. It is located in the middle section of the page.

Handwritten text in a cursive script, located below the middle section of the page.

Handwritten text in a cursive script, located below the previous section.

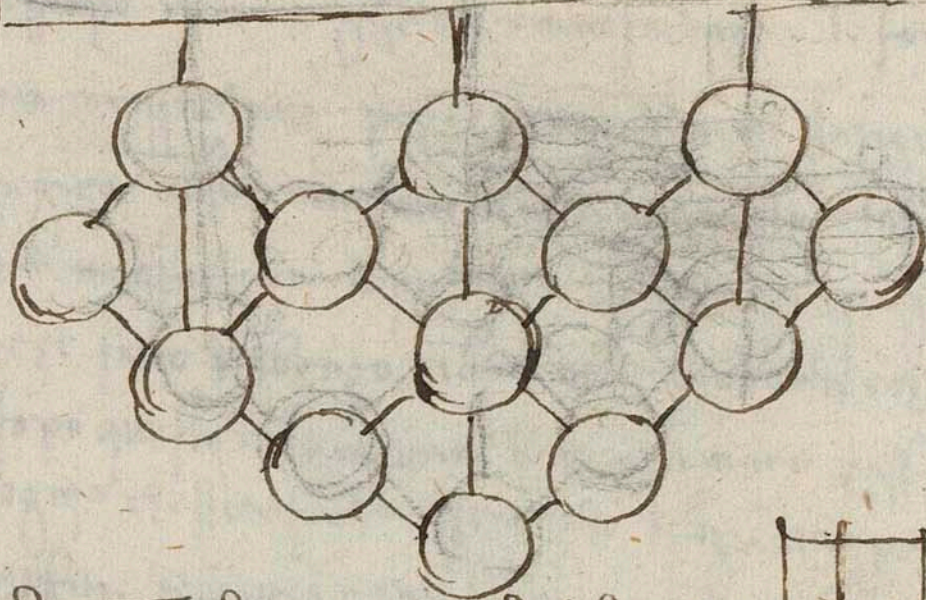
Handwritten text in a cursive script, located below the previous section.

Handwritten text in a cursive script, located below the previous section.


Handwritten text in a cursive script, located at the bottom of the page.



Handwritten text at the top of the page, possibly a title or header.



Main body of handwritten text, appearing to be a musical score or a technical description, with some lines starting with 'C' and 'D'.



Bottom section of handwritten text, continuing the musical score or technical description.











אשר יתן לך ה' אלהיך

אשר יתן לך ה' אלהיך  
אשר יתן לך ה' אלהיך  
אשר יתן לך ה' אלהיך  
אשר יתן לך ה' אלהיך  
אשר יתן לך ה' אלהיך  
אשר יתן לך ה' אלהיך  
אשר יתן לך ה' אלהיך  
אשר יתן לך ה' אלהיך  
אשר יתן לך ה' אלהיך  
אשר יתן לך ה' אלהיך

אשר יתן לך ה' אלהיך  
אשר יתן לך ה' אלהיך

אשר יתן לך ה' אלהיך  
אשר יתן לך ה' אלהיך  
אשר יתן לך ה' אלהיך  
אשר יתן לך ה' אלהיך  
אשר יתן לך ה' אלהיך  
אשר יתן לך ה' אלהיך  
אשר יתן לך ה' אלהיך  
אשר יתן לך ה' אלהיך  
אשר יתן לך ה' אלהיך  
אשר יתן לך ה' אלהיך

אשר יתן לך ה' אלהיך

אשר יתן לך ה' אלהיך  
אשר יתן לך ה' אלהיך  
אשר יתן לך ה' אלהיך  
אשר יתן לך ה' אלהיך  
אשר יתן לך ה' אלהיך



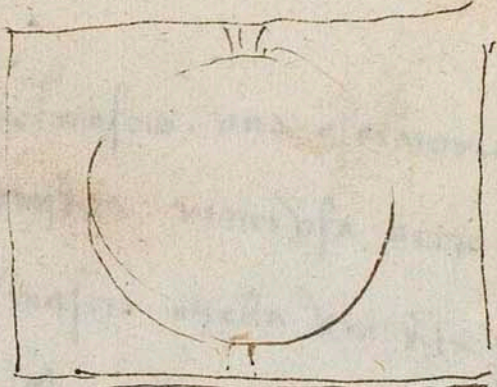
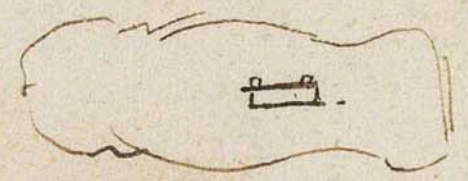
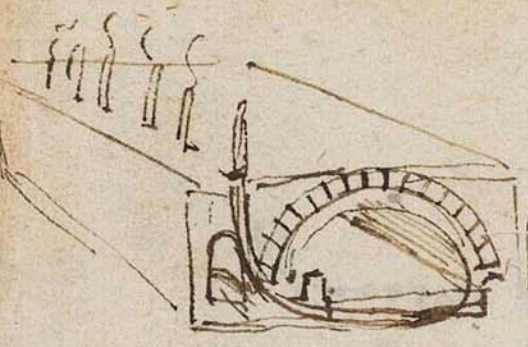




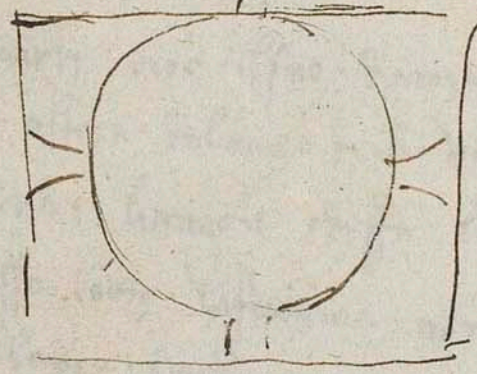
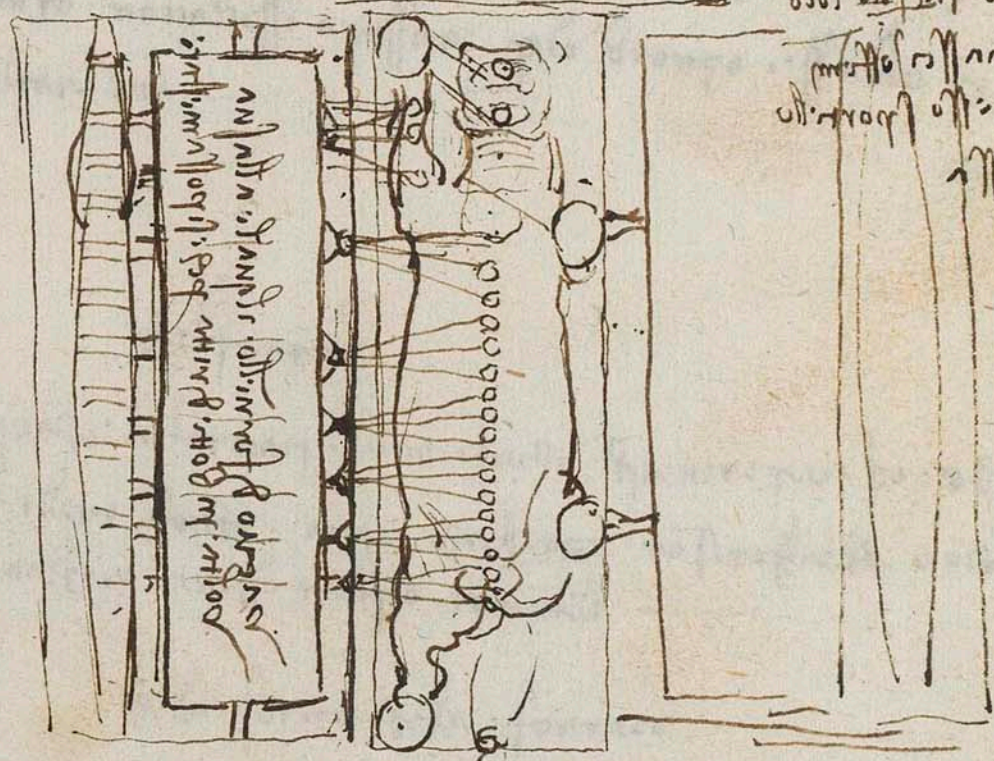




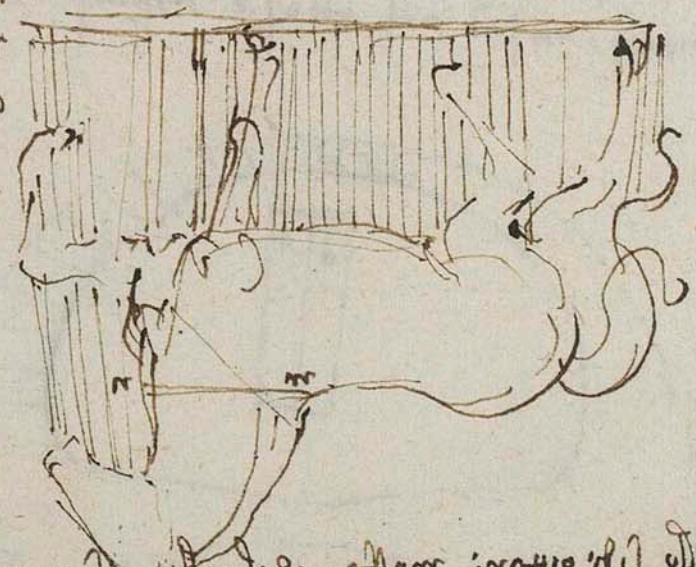
Handwritten text at the top center, possibly a title or reference.



Handwritten text in the upper right quadrant, arranged in several lines.



Handwritten text in the lower left quadrant, arranged in several lines.



Handwritten text at the bottom of the page, arranged in several lines.



Handwritten text at the top of the page, possibly a title or header.

Handwritten text block, likely a list or description of items, written in a cursive script.

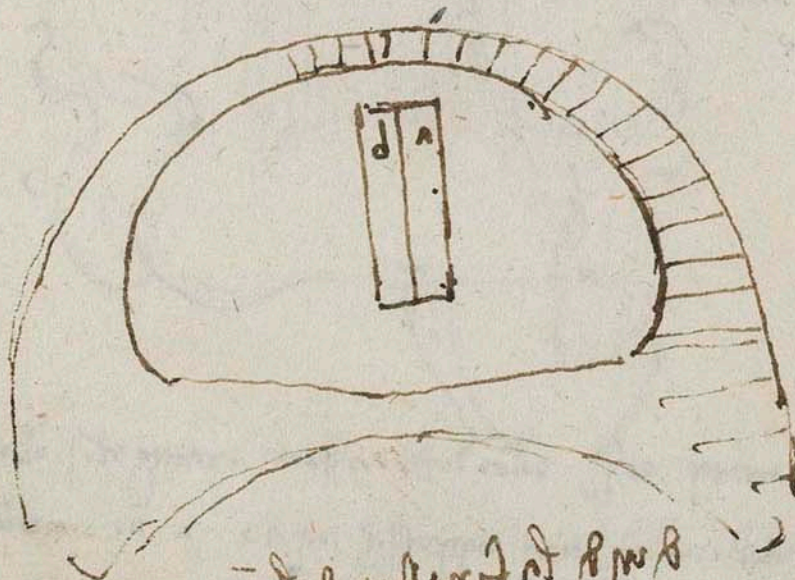


Handwritten text block, possibly a section header or a specific label.

Handwritten text block, continuing the list or description of items.

Handwritten text block, possibly a section header or a specific label.

Handwritten text block, continuing the list or description of items.



Handwritten text block located below the large drawing, possibly a caption or further description.







100. 001. 002. 003. 004. 005. 006. 007. 008. 009. 010.

100. 001. 002. 003. 004. 005. 006. 007. 008. 009. 010.

100. 001. 002. 003. 004. 005. 006. 007. 008. 009. 010.

100. 001. 002. 003. 004. 005. 006. 007. 008. 009. 010.  
100. 001. 002. 003. 004. 005. 006. 007. 008. 009. 010.  
100. 001. 002. 003. 004. 005. 006. 007. 008. 009. 010.  
100. 001. 002. 003. 004. 005. 006. 007. 008. 009. 010.  
100. 001. 002. 003. 004. 005. 006. 007. 008. 009. 010.

100. 001. 002. 003. 004. 005. 006. 007. 008. 009. 010.

100. 001. 002. 003. 004. 005. 006. 007. 008. 009. 010.

100. 001. 002. 003. 004. 005. 006. 007. 008. 009. 010.

100. 001. 002. 003. 004. 005. 006. 007. 008. 009. 010.

100. 001. 002. 003. 004. 005. 006. 007. 008. 009. 010.

100. 001. 002. 003. 004. 005. 006. 007. 008. 009. 010.

100. 001. 002. 003. 004. 005. 006. 007. 008. 009. 010.

100. 001. 002. 003. 004. 005. 006. 007. 008. 009. 010.  
100. 001. 002. 003. 004. 005. 006. 007. 008. 009. 010.  
100. 001. 002. 003. 004. 005. 006. 007. 008. 009. 010.  
100. 001. 002. 003. 004. 005. 006. 007. 008. 009. 010.









Handwritten text in a medieval script, likely Gothic or similar, arranged in several lines at the top of the page. The text is dense and appears to be a list or a set of instructions.

Handwritten text in a medieval script, located on the left side of the page, below the top section. It continues the list or instructions.





וְהָיָה כִּי יִשְׁמַע ה' אֶת-קוֹל יְהוֹנָדָב בְּנֵי אִיזַבְבֶּל  
 וְיִשְׁמַע ה' אֶת-קוֹל יְהוֹנָדָב בְּנֵי אִיזַבְבֶּל  
 וְיִשְׁמַע ה' אֶת-קוֹל יְהוֹנָדָב בְּנֵי אִיזַבְבֶּל  
 וְיִשְׁמַע ה' אֶת-קוֹל יְהוֹנָדָב בְּנֵי אִיזַבְבֶּל  
 וְיִשְׁמַע ה' אֶת-קוֹל יְהוֹנָדָב בְּנֵי אִיזַבְבֶּל  
 וְיִשְׁמַע ה' אֶת-קוֹל יְהוֹנָדָב בְּנֵי אִיזַבְבֶּל





*[Faint, illegible handwritten text in a historical script, possibly Spanish or Italian, located at the top of the page.]*






153

25










Este instrumento se llama...  
 y se usa para...  
 y se usa para...  
 y se usa para...  
 y se usa para...  
 y se usa para...  
 y se usa para...  
 y se usa para...  
 y se usa para...  
 y se usa para...  
 y se usa para...






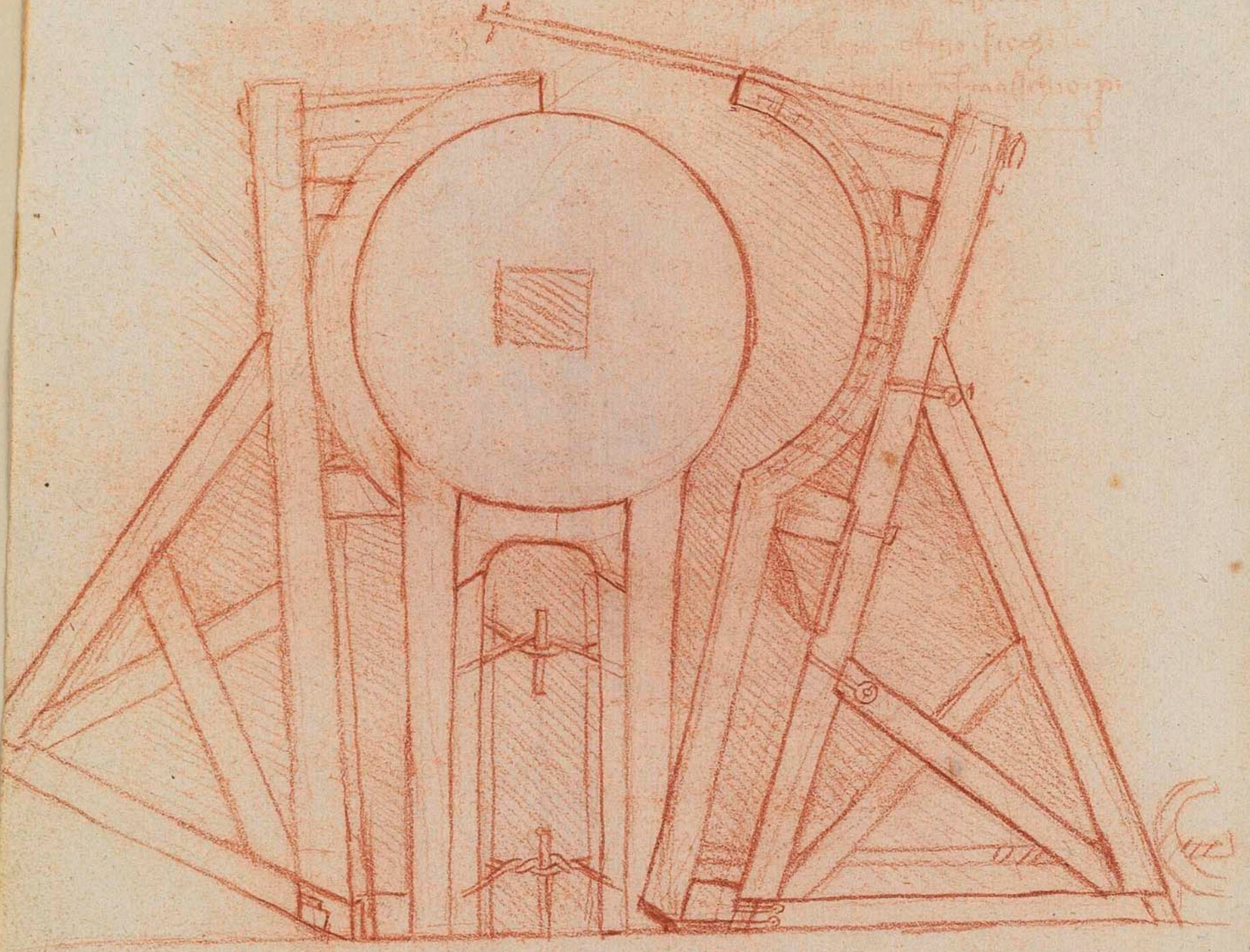
Este es un dibujo de un mecanismo de bombeo  
 que se describe en el libro de la máquina  
 de la torre de Sevilla. El mecanismo  
 consiste en un eje vertical que gira  
 dentro de un tubo. En la parte superior  
 del eje hay un pistón que se mueve  
 hacia arriba y hacia abajo. Este pistón  
 está conectado a un sistema de levas  
 que controla el flujo de agua. El agua  
 es elevada por un tubo que se conecta  
 al pistón. El mecanismo es muy  
 ingenioso y permite elevar el agua  
 a grandes alturas.



una gran cantidad de...







Handwritten text in a cursive script, likely a description or note related to the drawing. The text is written in red ink and is partially obscured by a large circular mark on the right side. The text is oriented horizontally but appears to be written from right to left.



Handwritten text in a cursive script, likely a list or inventory, with several lines of text.





Diagrama de un mecanismo de engranajes con un eje central y dos engranajes de diferentes tamaños.



Diagrama de un mecanismo de engranajes con un eje central y dos engranajes de diferentes tamaños.

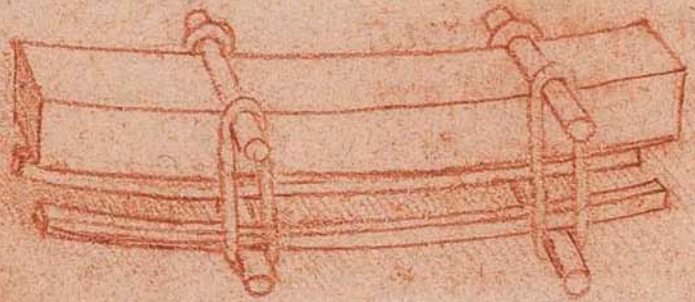


Diagrama de un mecanismo de engranajes con un eje central y dos engranajes de diferentes tamaños.




Diagrama de un mecanismo de engranajes con un eje central y dos engranajes de diferentes tamaños.


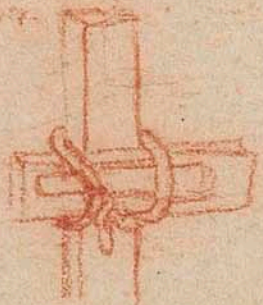


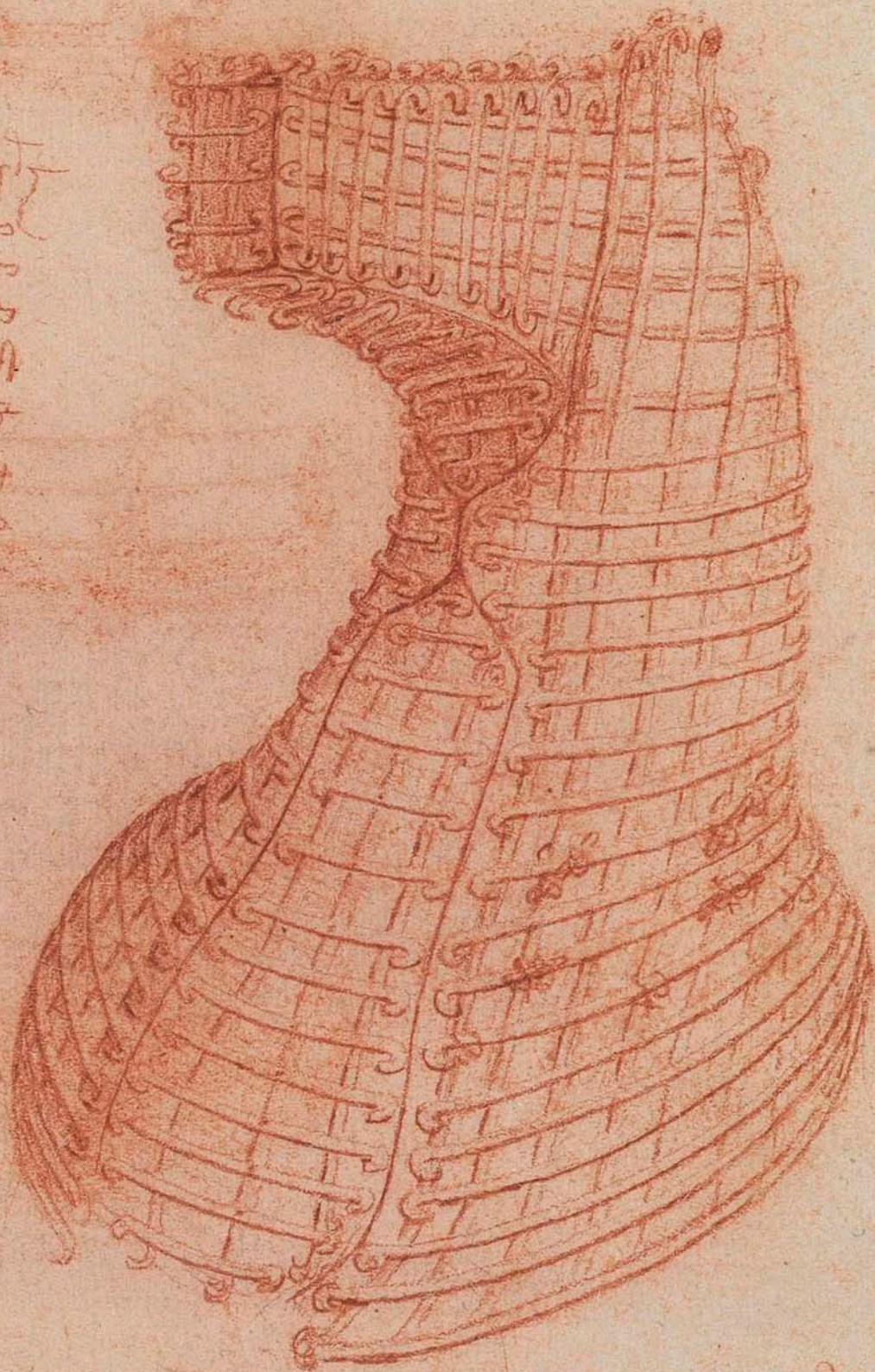
Diagrama de un mecanismo de engranajes con un eje central y dos engranajes de diferentes tamaños.





Handwritten text at the top of the page, likely a title or header, written in a cursive script.

Vertical column of handwritten text on the left side of the page, continuing the script from the top.



Horizontal line of handwritten text at the bottom of the page, likely a concluding note or signature.






150 41

150 + 1 012222 21 5000 2

Le 17

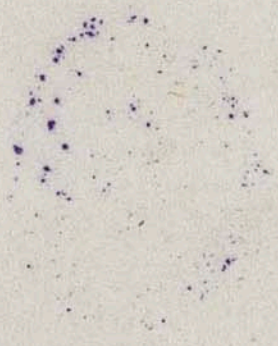
In nomine domini Amen. Hic describitur  
 constructio huiusmodi mactatorum  
 quibusdam mactatorum quibusdam mactatorum  
 quibusdam mactatorum quibusdam mactatorum  
 quibusdam mactatorum quibusdam mactatorum



Hic describitur constructio huiusmodi mactatorum  
 quibusdam mactatorum quibusdam mactatorum  
 quibusdam mactatorum quibusdam mactatorum





















t

l t<sup>c</sup> an

tanta

nro

e

c

arlo<sup>m</sup> viftio

p poxa<sup>m</sup>

Cansa



↑

7

8

me at

1911

no

offly in

in box m

Cam