DECLASSIFIED E.O. 11652, Sec 3(E) and 5(D) or (E) NND [redacted] 760050

OSTER OF JAPANESE EDUCATIONAL INSTITUTIONS
uto Kyoiku) (Cont'd)

DATE FOUNDED	ENROLLMENT # 30 Apr. 46 - 30 Nov. 46						TEACHERS X 30 Apr. 46 - 30 Nov. 46					
	M	F	T	M	F	T	M	F	T	M	F	T
March 1941	235	92	327	185	50	235	4-	2	6	3	2	5
hi, March 1938	262	44	306	558	141	699	3		3	6-21	1-4	32
chi, Feb. 1944	79	121	200	76	116	192	2	2	4	2	3	5
jo-												
June 1941	130	18	148	86	13	99	1-5	2	8	114	2	7
April 1940	190	66	256	164	64	228	2-4		6	3-4		7
April 1943	232	128	360	222	110	332	3-1		4	3-	-1	4
	4148	1946	6094	4267	1689	5956	65-80	16-1	162	74-104	20-7	205

oto Kyoiku)

1. Elementary Schools (Sho Gakko)
-educational Elementary Schools (Danjo Kyogaku Sho Gakko)

Oct. 1888	632	657	1289	664	678	1342	23	12	35	25	13	38

page 1.

DECLASSIFIED E.O. 11652, Sec 3(E) and 5(D) or (E) NND [redacted] # 760050

NAME	ADDRESS	DATE FOUNDED	ENROLLMENT # 30 Apr. 46 - 30 Nov. 46 M	F	T	M	F
2. Kaijima Onoura Daini Sho Gakko (Kaijima Onoura Second Elementary School)	Miyada-machi, Kurate-gun	Feb. 1916	813	813	1626	870	863
3. Kaijima Onoura Daisan Sho Gakko (Kaijima Onoura Third Elementary School)	Kasamatsu-mura, Kurate-gun	May 1900	384	367	751	411	383
4. Kaijima Otsuji Sho Gakko (Kaijima Otsuji Elementary School)	Katsuki-machi, Onga-gun	April 1918	329	344	673	319	338
5. Meiji Gakuen Sho Gakko (Meiji Gakuen Elementary School)	Nakaburu, Tobata City	Sept. 1910	69	46	115	69	53
6. Omine Sho Gakko (Omine Elementary School)	Kawasaki-machi, Takawa-gun	April 1919	426	406	832	461	448
Total			2653	2633	5286	2794	2763
		2. Kindergartens (Yochien)					
1. Akaike Hoikuen (Akaike Nursery)	Akaike-machi, Takawa-gun	April 1924	44	46	90	41	35
2. Akaike Tanko Yochien (Akaike Coal-mine Kindergarten)	Akaike-machi, Takawa-gun	April 1924	79	101	180	84	105
3. Fukuoka Hoiku Senko Gakko Daiichi Fuzoku Maitsuru Yochien (Maitsuru First Kindergarten attached to Fukuoka School of Nursing)	Jigychigashi-machi, Fukuoka City	Nov. 1913	23	29	52	26	24

See footnote Page 1. X See footnote Page 1.

DECLASSIFIED E.O. 11652, Sec 3(E) and 5(D) or (E) NND [redacted] # 760050

ROSTER OF JAPANESE EDUCATIONAL INSTITUTIONS

cy Education (Shoto Kyoiku) (Cont'd)

ADDRESS	DATE FOUNDED	ENROLLMENT # 30 Apr. 46 - 30 Nov. 46						TEACHERS X 30 Apr. 46 - 30 Nov. 46					
		M	F	T	M	F	T	M	F	T	M	F	T
o Miyada-machi, Kurate-gun	Feb. 1916	813	813	1626	870	863	1733	20	18	38	20	18	38
Kasamatsu-mura, Kurate-gun	May 1900	384	367	751	411	383	794	12	8	20	11	9	20
Katsuki-machi, Onga-gun	April 1918	329	344	673	319	338	657	12	10	22	12	9	21
Nakaburu, Tobata City	Sept. 1910	69	46	115	69	53	122	5	2	7	5	2	7
Kawasaki-machi, Takawa-gun	April 1919	426	406	832	461	448	909	12	11	23	14	7	21
		2653	2633	5286	2794	2763	5557	84	61	145	87	58	145
2. Kindergartens (Yochien)													
Akaike-machi, Takawa-gun	April 1924	44	46	90	41	35	76	1	3	4	1	2	3
Akaike-machi, Takawa-gun	April 1924	79	101	180	84	105	189		3	3		3	3
Jigychigashi-machi, Fukuoka City	Nov. 1913	23	29	52	26	24	50		3-1	4		2-1	3

X See footnote Page 1.

DECLASSIFIED E.O. 11652, Sec 3(E) and 5(D) or (E) NND [redacted] 760050

NAME	ADDRESS	DATE FOUNDED	ENROLLMENT 30 Apr. 46			30 Nov. 46		
			M	F	T	M	F	T
4. Fukuoka Hoiku Senko Gakko Daini Fuzoku Samidori Yochien (Samidori Second Kindergarten attached to Fukuoka School of Nursing)	Torikai-machi, Fukuoka City	May 1940	20	30	50	28	32	60
5. Futaba Yochien (Futaba Kindergarten)	Hama-mura, Ukiha-gun	April 1946	14	20	34	14	17	31
6. Hakozakikeisen-en (Hakozakikeisen Kindergarten)	Hakozakishowa-cho, Fukuoka City	Oct. 1931	46	40	86	47	45	92
7. Kanki Yochien (Kanki Kindergarten)	Gotoji-ku, Fukuoka City	Sept. 1917	64	50	114	34	28	62
8. Keiko Hoikuen (Keiko Nursery)	Higashi-ku, Takawa City	April 1936	24	38	62	28	45	73
9. Mikawa Yochien (Mikawa Kindergarten)	Shioya-machi, Omuta City	April 1931	29	69	98	25	60	85
10. Muroyoji Yochien (Muroyoji Kindergarten)	Higashiku, Takawa City	June 1924	23	35	58	20	32	52
11. Myosenji Yochien (Myosenji Kindergarten)	Shozu-machi, Tobata City	April 1933	86	71	157	69	43	112
12. Nakabaru Hoikuen (Nakabaru Nursery)	Nakabaru Hanazono-machi, Tobata City	April 1933	37	71	108	38	64	102
13. Nanhaku Yochien (Nanhaku Kindergarten)	Takewaka-cho, Fukuoka City	April 1913	26	28	54	37	40	77
14. Ohori Yochien (Ohori Kindergarten)	Ohori-machi, Fukuoka City	June 1935	20	40	60	24	41	65

DECLASSIFIED E.O. 11652, Sec 3(E) and 5(D) or (E) NND [redacted] 760050

ROSTER OF JAPANESE EDUCATIONAL INSTITUTIONS
(Shoto Kyoiku) (Cont'd)

	DATE FOUNDED	ENROLLMENT 30 Apr. 46			30 Nov. 46			TEACHERS 30 Apr. 46			30 Nov. 46		
		M	F	T	M	F	T	M	F	TT	M	F	T
achi, ity	May 1940	20	30	50	28	32	60		3-1	4		3-1	4
.	April 1946	14	20	34	14	17	31		2	2		2	2
howa- oka	Oct. 1931	46	40	86	47	45	92	1	3	4	1	3	4
. ity	Sept. 1917	64	50	114	34	28	62	1	4	5	1	4	5
i. ty	April 1936	24	38	62	28	45	73		2	2		2	2
hi, y	April 1931	29	69	98	25	60	85		4	4		4	4
. ty	June 1924	23	35	58	20	32	52	1	2	3	1	2	3
i. ty	April 1933	86	71	157	69	43	112	2	3	5	2	3	5
nazo- y	April 1933	37	71	108	38	64	102		2	2		2	2
ho, ty	April 1913	26	28	54	37	40	77	1	3	4	1	3	4
i. ty	June 1935	20	40	60	24	41	65		3	3		3	3

DECLASSIFIED E.O. 11652, Sec 3(E) and 5(D) or (E) NND [redacted] # 760050

NAME	ADDRESS	DATE FOUNDED	ENROLLMENT # 30 Apr. 46 - 30 Nov. 46					
			M	F	T	M	F	
15. Otani Yochien (Otani Kindergarten)	Nishi-machi, Kurume City	April 1937	69	84	153	64	62	
16. Seishin Yochien (Seishin Kindergarten)	Hiyoshi-machi, Kurume City	March 1930	72	67	139	75	78	
17. Shiho Yochien (Shiho Kindergarten)	Nishi-ku, Takawa City	March 1915	32	30	62	22	18	
18. Tenshien Yochien (Tenshien Kindergarten)	Tobata, Tobata	Sept. 1933	90	90	180	105	195	
19. Yoha Yochien (Yoha Kindergarten)	Yoha-cho, Fukuoka City	Sept. 1929	50	60	110	46	53	
20. Yoshii Yochien (Yoshii Kindergarten)	Yoshii-machi, Ukiha-gun	Sept. 1928	59	96	155	56	94	
Total			907	1095	2002	883	1111	1

D. Special Schools (Tokushu Gakko)

4. Miscellaneous Schools (Kakushu Gakko)

a) Miscellaneous Schools for Males (Danshi Kakushu G

1. Chikuho Kozan Gakko (Chikuho Mine School)	Tonno, Nogata City	April 1918	153	153	42
2. Fukuoka Koto Ko Gakko (Fukuoka Higher Industrial Schl.)	Maidashi, Fukuoka City	March 1942	193	193	147
3. Kobukuro Shokko Gakko (Kobukuro Artisans' School)	Kobukuro-machi, Kaho-gun	Feb. 1919	Temporarily closed.		
4. Kyushu Bukkyo Senshu Gakko (Kyushu Buddhist Post-graduate School)	Nishi-machi, Kurume City	May 1946			33

See footnote page 1. X See footnote page 1.

DECLASSIFIED E.O. 11652, Sec 3(E) and 5(D) or (E) NND [redacted] 760050

ROSTER OF JAPANESE EDUCATIONAL INSTITUTIONS

ry Education (Shoto Kyoiku) (Cont'd)

ADDRESS	DATE FOUNDED	ENROLLMENT # 30 Apr. 46 M	F	T	30 Nov. 46 M	F	T	TEACHERS X 30 Apr. 46 M	F	T	30 Nov. 46 M	F	T
Nishi-machi, Kurume City	April 1937	69	84	153	64	62	126		4	4		5	5
Hiyoshi-machi, Kurume City	March 1930	72	67	139	75	78	153		6	6		6	6
Nishi-ku, Takawa City	March 1915	32	30	62	22	18	40	1	2	3	1	2	3
Tobata, Tobata	Sept. 1933	90	90	180	105	195	300	1	4	5	1	4	5
Yoha-cho, Fukuoka City	Sept. 1929	50	60	110	46	53	99		4	4		3	3
Yoshii-machi, Ukiha-gun	Sept. 1928	59	96	155	56	94	150	1	3	4	1	3	4
		907	1095	2002	883	1111	1994	10	63-2	75	10	61-2	73

ools (Tokushu Gakko)

4. Miscellaneous Schools (Kakushu Gakko)

a) Miscellaneous Schools for Males (Danshi Kakushu Gakko)

Tonno, Nogata City	April 1918	153		153	42		42	11-3		14	10-1		11
Maidashi, Fukuoka City	March 1942	193		193	147		147	-41		41	-39		39
Kobukuro-machi, Koho-gun	Feb. 1919	Temporarily closed.											
Nishi-machi, Kurume City	May 1946				33		33				9		9

See footnote page 1.

DECLASSIFIED E.O. 11652, Sec 3(E) and 5(D) or (E) NND [redacted] # 760050

NAME	ADDRESS	DATE FOUNDED	ENROLLMENT # 30 Apr. 46 M	F	T	30 Nov. 46 M	F	T
5. Kyushu Ko Gakko (Kyushu Industrial School)	Sunatsu, Kokura City	April 1936	767		767	512		512
6. Kyushu Koto Ko Gakko (Kyushu High Industrial School)	Ganrin-cho, Fukuoka City	May 1923	382		382	355		355
7. Kyushu Noshi Gakko (Kyushu Farmers' School)	Wakiyama-mura, Sawara-gun	June 1931	18		18	17		17
8. Nihon Suisan Kabushiki Kaisha Gyosen Sen-in Yosei Jo	Kozawami-machi, Tobata City	Jan. 1946	32		32	27		27
9. (Fishing Boat Crews' Training School of Japan Aquatic Product Co.)								
Total			1545		1545	1133		1133

b) Miscellaneous Schools for Females (Joshi Kakushu Gakko)

1. Aoki Koto Senshu Jo Gakko (Aoki High Special Girls' School)	Nishiyoneo, Omuta City,	March 1938		153	153		146	146
2. Ariake Shogyo Jo Gakko (Ariake Girls' Commercial School)	Kuranaga, Omuta City,	Feb. 1939		184	184		182	182
3. Asakura Jo Gakukan (Asakura Girls' School)	Asakura-mura, Asakura-gun	June 1925		161	161		147	147
4. Asakura Kangofu Gakko (Asakura Nurses' School)	Amagi-machi, Asakura-gun	April 1944	Temporarily closed.					
5. Fujihara Taipisuto Gakko (Fujihara Typists' School)	Kanahara-cho, Tobata City	Jan. 1923		53	53		41	41

See footnote page 1. X See footnote page 1.

DECLASSIFIED E.O. 11652, Sec 3(E) and 5(D) or (E) NND [redacted] # 760050

ROSTER OF JAPANESE EDUCATIONAL INSTITUTIONS
okushu Gakko) (Cont'd)

	DATE FOUNDED	ENROLLMENT # 30 Apr. 46 - 30 Nov. 46						TEACHERS X 30 Apr. 46 - 30 Nov. 46					
		M	F	T	M	F	T	M	F	T	M	F	T
	April 1936	767		767	512		512	14-23		37	13-25		38
ity ho, City	May 1923	382		382	355		355	4-21		25	4-18		22
-mura,	June 1931	18		18	17		17	5-5		10	6-6		12
un -machi, ity	Jan. 1946	32		32	27		27	12		12	12		12
		1545		1545	1133		1133	46-93		139	54-89		143
b) Miscellaneous Schools for Females (Joshi Kakushu Gakko)													
eo, Omuta	March 1938	153		153	146		146	1	6	7	1	6	7
, Omuta	Feb. 1939	184		184	182		182	4-1	3	8	5	3	8
-mura,	June 1925	161		161	147		147	2	3-2	7	2	3-2	7
-gun chi,	April 1944	Temporarily closed.						1		1	1		1
-gun -cho, City	Jan. 1923	53		53	41		41	-1	1	2	-1	1	2

otnote page 1.

DECLASSIFIED E.O. 11652, Sec 3(E) and 5(D) or (E) NND [redacted] 760050

FUKUOKA PREFECTURE
V. PRIVATE SCHOOLS, D. Special Schools (Tokushu Gakko) (Cont'd)

ROSTER OF JAPANESE EDUCATIONAL INSTITUTIONS

NAME	ADDRESS	DATE FOUNDED	ENROLLMENT 30 Apr. 46 - 30 Nov. 46				
			M	F	T	M	F
6. Fukujuen Fuzoku Kangofu Gakko (Nurses' School Attached to Fukujuen)	Koga-machi, Kasuya-gun	June 1944		5	5	4
7. Fukuoka Hoiku Senko Gakko (Fukuoka School for Kindergarten Nurses)	Torikai-machi, Fukuoka City	April 1940		50	50	46
8. Fukuoka Kangofu Gakko (Fukuoka Nurses' School)	Imaizumi-machi, Fukuoka City	March 1944		45	45	32
9. Fukuoka Kasei Jo Gakko (Fukuoka Domestic Science Girls' School)	Haruyoshi, Fukuoka City	April 1924		131	131	131
10. Fukuoka Koto Joshi Senko (Fukuoka Girls' High Post-Graduate School)	Chiyo-machi, Fukuoka City	March 1932		423	423	422
11. Fukuoka Samba Gakko (Fukuoka Maternity-Nurse School)	Mizuchaya-machi, Fukuoka City	Oct. 1907		90	90	91
12. Iizuka Kangofu Gakko (Iizuka Nurses' School)	Mukai-machi, Iizuka City	Feb. 1939		22	22	32
13. Itoshima Koto Kasei Jo Gakko (Itoshima High Domestic Science Girls' School)	Maebaru-machi, Itoshima-gun	April 1936		384	384	379
14. Katahara Byoin Fuzoku Kangofu Gakko (Nurses' School Attached to Katahara Hospital)	Yakatahara, Fukuoka City	May 1944		4	4	6
15. Kawashima Jo Gakko (Kawashima Girls' School)	Nishitakamiya-machi, Fukuoka City	April 1922		387	387	297

DECLASSIFIED E.O. 11652, Sec 3(E) and 5(D) or (E) NND# 760050

ROSTER OF JAPANESE EDUCATIONAL INSTITUTIONS

ols (Tokushu Gakko) (Cont'd)

DRESS	DATE FOUNDED	ENROLLMENT 30 Apr. 46 M	F	T	30 Nov. 46 M	F	T	TEACHERS 30 Apr. 46 M	F	T	-- 30 Nov. 46 M	F	T
e-machi, uya-gun	June 1944		55	5		4	4	5	1	6	5	1	6
ikai-machi, uoka City	April 1940	50		50	46		46	2-6	7-1	16	2-6	7-2	17
izumi-machi, uoka City	March 1944	45		45	32		32	12		12	13	1	14
uyoshi, uoka City	April 1924	131		131	131		131	4-2	4-2	12	4-2	4-2	12
iyo-machi, uoka City	March 1932	423		423	422		422	1-5	14-3	23	1-5	14-3	23
uchaya-machi, uoka City	Oct. 1907	90		90	91		91	5	4	9	5	4	9
ai-machi, uka City	Feb. 1939	22		22	32		32	10	3	13	10	3	13
baru-machi, oshima-gun	April 1936	384		384	379		379	-4	7-4	15	-4	7-4	15
atahara, uoka City	May 1944	4		4	6		6	4	3	7	4	3	7
shitakamiya-ma-i, Fukuoka City	April 1922	387		387	297		297	4	10	14	4	10	14

DECLASSIFIED E.O. 11652, Sec 3(E) and 5(D) or (E) NND [redacted] # 760050

FUKUOKA PREFECTURE
V. PRIVATE SCHOOLS, D. Special Schools (Tokushu Gakko) (Cont'd)

NAME	ADDRESS	DATE FOUNDED	ENROLLMENT 30 Apr. 46 - 30 Nov. 46 M	F	T	M	F	T
16. Kurume Koto Yosai Jo Gakko (Kurume Girls' School for Higher Dress-making)	Hiyoshi-machi, Kurume City	Nov. 1945		489	489		521	521
17. Kurume Ika Daigaku Fuzoku Byoin Hokenfu Yosei Jo (Health Nurses' Training School of the Hospital Attached to Kurume Medical University)	Asahi-machi, Kurume City	July 1945		30	30		30	30
18. Kurume Ika Daigaku Fuzoku Byoin Kangofu Yosei Jo (Nurses' Training School of the Hospital Attached to Kurume Medical University)	Asahi-machi, Kurume City	Jan. 1927		165	165		170	170
19. Kurume Ika Daigaku Fuzoku Byoin Samba Yosei Jo (Training School of Maternity Nurses of the Hospital Attached to Kurume Medical University)	Asahi-machi, Kurume City	Nov. 1946		40	40		38	38
20. Fukuoka Ken Ishikai Kurume Shibu Kangofu Gakko (Kurume Branch Nurses' School of the Fukuoka Prefectural Doctors' Association)	Hiyoshi machi, Kurume City	June 1927		37	37		23	23

DECLASSIFIED E.O. 11652, Sec 3(E) and 5(D) or (E) NND [redacted] 760050

ROSTER OF JAPANESE EDUCATIONAL INSTITUTIONS
Tokushu Gakko) (Cont'd)

	DATE FOUNDED	ENROLLMENT 30 Apr. 46			ENROLLMENT 30 Nov. 46			TEACHERS 30 Apr. 46			TEACHERS 30 Nov. 46		
		M	F	T	M	F	T	M	F	T	M	F	T
mech ity	Nov. 1945		489	489		521	521	3	8	11	2	8	10
chi, ity	July 1945		30	30		30	30	-9		9	-9		9
hi, ty	Jan. 1927		165	165		170	170	-7		7	-12		12
hi, ty	Nov. 1946		40	40		38	38	-7		7	-9		9
chi, y	June 1927		37	37		23	23	6		6	6		6

DECLASSIFIED E.O. 11652, Sec 3(E) and 5(D) or (E) NND [redacted] 760050

FUKUOKA PREFECTURE ROSTER OF JAPANESE EDUCATIONAL INSTITUTIONS
V. PRIVATE SCHOOLS, D. Special Schools (Tokushu Gakko) (Cont'd)

NAME	ADDRESS	DATE FOUNDED	ENROLLMENT 30 Apr. 46 - 30 Nov. 46 M	F	T	M	F
21. Kushida Jo Gakko (Kushida Girls' School)	Shake-machi, Fukuoka City	Jan. 1909		131	131		118
22. Kyushu Bunka Senko Gakko (Kyushu Cultural School)	Gunatsu, Kokura City	May 1943		315	315		287
23. Kyushu Taipisuto Jo Gakko (Kyushu Typists' School)	Inagaki-machi, Fukuoka City	Nov. 1931		75	75		70
24. Mii Kangofu Gakko (Mii Nurses' School)	Kitano-machi, Mii-gun	March 1939		4	4		4
25. Miike Jo Gakko (Miike Girls' School)	Kawashiri, Omuta City	March 1926		152	152		131
26. Fukuoka Ken Ishikai Miyako Shibu Kangofu Gakko (Miyako Branch Nurses' School of Fukuoka Prefectural Doctors' Association)	Yukuhashi-machi, Miyako-gun	March 1939		23	23		22
27. Murao Samba Kangofu Gakko (Murao Maternity-Nurses' and Nurses' School)	Takarasaka-machi, Omuta City	Feb. 1927		40	40		39
28. Nagasue Koto Bunka Jo Gakko (Nagasue Higher Cultural Girls' School)	Maedashi, [illegible] Fukuoka City	April 1942		294	294		228
29. Nogata Kangofu Yosei Jo (Nogata Nurses' Training School)	Higashitaga-machi, Nogata City	April 1931		16	16		11
30. Orio Saiho Jo Gakko (Orio Girls' Sewing School)	Orio, Yahata City,	April 1912		168	168		174
31. Redei Doresu Koran Jo Gakuin (Koran Girls' School for Ladies' Dresses)	Higashitojin-[illegible] machi, Fukuoka City	Dec. 1945		310	310		199

DECLASSIFIED E.O. 11652, Sec 3(E) and 5(D) or (E) NND# 760050

ROSTER OF JAPANESE EDUCATIONAL INSTITUTIONS
ools (Tokushu Gakko) (Cont'd)

DRESS	DATE FOUNDED	ENROLLMENT 30 Apr. 46			ENROLLMENT 30 Nov. 46			TEACHERS 30 Apr. 46			TEACHERS 30 Nov. 46		
		M	F	T	M	F	T	M	F	T	M	F	T
ake-machi, kuoka City	Jan. 1909		131	131		118	118	2	6	8	2	6	8
atsu, Fokura ty	May 1943		315	315		287	287	-12	2-6	20	-12	3-8	23
gaki-machi, kuoka City	Nov. 1931		75	75		70	70	2	2	4	2	2	4
tano-machi, i-gun	March 1939		4	4		4	4	6		6	6		6
vashiri, ata City	March 1926		152	152		131	131	4	8	12	3	7	10
kuheshi-machi, yako-gun	March 1939		23	23		22	22	8	2	10	8	2	10
karasaka-machi, ata City	Feb. 1927		40	40		39	39	3	1	4	3	1	4
edashi, kuoka City	April 1942		294	294		228	228	3	7	10	2	7	9
gashitaga-machi, gata City	April 1931		16	16		11	11	6-17		23	6-17		23
io, Yahata City,	April 1912		168	168		174	174	1-2	4-2	9	1-2	4-2	9
gashitojin- chi, Fukuoka ty	Dec. 1945		310	310		199	199	2-	7	9	1	7	8

DECLASSIFIED E.O. 11652, Sec 3(E) and 5(D) or (E) NND [redacted] 760050

NAME	ADDRESS	DATE FOUNDED	ENROLLMENT 30 Apr. 46 - 30 Nov. 46 M	F	T	M	F	T
32. Seikatsu Kagaku Juku (School of the Science of Living)	Torikai-machi, Fukuoka City	Sept. 1946					50	50
33. Seikoen Fuzoku Kangofu Gakko (Nurses' School Attached to Seikoen)	Koga-machi, Kasuya-gun	Oct. 1939		5	5		9	9
34. Showa Taipisuto Gakko (Showa Typists' School)	Shindenfu-machi, Fukuoka City	Jan. 1944		60	60		44	44
35. Suzuki Yosai Gakuin (Suzuki School of Dress-making)	Susenji-mura, Itoshima-gun	April 1946		103	103		118	118
36. Takawa Samba Gakko (Takawa Maternity-Nurses' School)	Nishi-ku, Takawa City	April 1926		10	10		9	9
37. Ukiha Kangofu Gakko (Ukiha Nurses' School)	Tanushimaru-machi, Ukiha-gun	April 1944		14	14		7	7
38. Wakamatsu Bunka Taipisuto Jo Gakko (Wakamatsu Cultural Typist Girls' School)	Nakagawa-dori, Wakamatsu City	July 1941	Reopened in Sept. 1946				25	25
39. Wakamatsu Byoin Fuzoku Kangofu Gakko (Nurses' School Attached to Wakamatsu Hospital)	Sakai-machi, Wakamatsu City	March 1916		30	30		20	20
40. Wakamatsu Koto Gigei Jo Gakko (Wakamatsu Higher Crafts Girls' School)	Yamate-dori, Wakamatsu City	April 1902		700	700		700	700
41. Yamato Koto Yosai Jo Gakko (Yamato Higher Dress-making School for Girls)	Higashi-machi, Kurume City	Sept. 1938		222	222		189	189

DECLASSIFIED E.O. 11652, Sec 3(E) and 5(D) or (E) NND [redacted] # 760050

ROSTER OF JAPANESE EDUCATIONAL INSTITUTIONS
ushu Gakko) (Cont'd)

	DATE FOUNDED	ENROLLMENT 30 Apr. 46			30 Nov. 46			TEACHERS 30 Apr. 46			30 Nov. 46		
		M	F	T	M	F	T	M	F	T	M	F	T
chi, ty	Sept. 1946					50	50				1	3	4
,	Oct. 1939		5	5		9	9	-7	-1	8	-8	-1	9
machi, ty	Jan. 1944		60	60		44	44		4	4		3	3
ra, n	April 1946		103	103		118	118		2-2	4		2-2	4
Takawa	April 1926		10	10		9	9	1	2	3	1	2	3
n-machi,	April 1944		14	14		7	7	6		6	6		6
ori, City	July 1941	Reopened in Sept. 1946				25	25	Reopened in Sept. 1946			1		1
i, City	March 1916		30	30		20	20	10		10	9		9
i, City	April 1902		700	700		700	700	9	12	21	8	12	20
chi, y	Sept. 1938		222	222		189	189		6	6	1	6	7

DECLASSIFIED E.O. 11652, Sec 3(E) and 5(D) or (E) NND [redacted] # 760050

NAME	ADDRESS	DATE FOUNDED	ENROLLMENT # 30 Apr. 46 - 30 Nov. 4				
			M	F	T	M	F
42. Yamato Jo Gakko (Yamato Girls' School)	Yamabe, Nogata City	Aug. 1907		484	484		472
Total				6009	6009		5664

c) Co-educational Miscellaneous Schools (Danjo Kyogaku K

1. Beigo Semmon Gakusha (Special School of the American Language)	Arato, Fukuoka City	Jan. 1946	450	350	800	290	210
2. Chinzei Koto Keiri Gakko (Chinzei High Accountants' School)	Imaizumi-machi, Fukuoka City	Dec. 1903	149	46	195	156	38
3. Fukuoka Beigo Gijuku Gakko (Fukuoka American Language Private School)	Tori-cho, Maidashi, Fukuoka City.	Dec. 1945	379	71	450	364	71
4. Fukuoka Gaikokugo Gakko (Fukuoka Foreign Language School)	Daimyo-machi, Fukuoka City	March 1946				343	20
5. Fukuoka Koto Keiri Gakko (Fukuoka High Intendance School)	Genrin-cho, Fukuoka City	March 1936	164	52	216	164	40
6. Kyushu Beigo Gakko (Kyushu American Language School)	Sunatsu, Kokura City.	April 1946				489	208

See footnote page 1. X See footnote page 1.

DECLASSIFIED E.O. 11652, Sec 3(E) and 5(D) or (E) NND [redacted] 760050

ROSTER OF JAPANESE EDUCATIONAL INSTITUTIONS

ls (Tokushu Gakko) (Cont'd)

DRESS	DATE FOUNDED	ENROLLMENT # 30 Apr. 46 - 30 Nov. 46						TEACHERS X 30 Apr. 46 - 30 Nov. 46					
		M	F	T	M	F	T	M	F	T	M	F	T
mabe, Nogata ity	Aug. 1907		484	484		472	472	2-4	10-1	17	3-4	8-1	16
			6009	6009		5664	5664	129-84	149-24	386	129-91	150-27	397

c) Co-educational Miscellaneous Schools (Danjo Kyogaku Kakushu Gakko)

ato, Fukuoka ity	Jan. 1946	450	350	800	290	210	500	5		5	4		4
aizumi-machi, kuoka City	Dec. 1903	149	46	195	156	38	194	5-1	1	7	6-2	1	9
ri-cho, Maidashi, kuoka City.	Dec. 1945	379	71	450	364	71	435	9-2		11	9-2		11
imyo-machi, kuoka City	March 1946				343	20	363				13		13
nrin-cho, kuoka City	March 1936	164	52	216	164	40	204	4-3	1	8	5-4		9
natsu, Kokura ity.	April 1946				489	208	697				10	1	11

X See footnote page 1.

DECLASSIFIED E.O. 11652, Sec 3(E) and 5(D) or (E) NND# 760050

FUKUOKA PREFECTURE ROSTER OF JAPANESE EDUCATIONAL INSTITUTIONS
V. PRIVATE SCHOOLS, D. Special Schools (Tokushu Gakko) (Cont'd)

NAME	ADDRESS	DATE FOUNDED	ENROLLMENT 30 Apr. 46 - 30 Nov. 46				
			M	F	T	M	F
7. Kyushu Koto Keiri Gakko (Kyushu Accountants' High School)	Kiyomizu-machi, Kokura City	June 1922	193	30	223	159	24
Total			1335	549	1884	1965	608

DECLASSIFIED E.O. 11652, Sec 3(E) and 5(D) or (E) NND [redacted] 760050

ROSTER OF JAPANESE EDUCATIONAL INSTITUTIONS
Tokushu Gakko) (Cont'd)

	DATE FOUNDED	ENROLLMENT 30 Apr. 46			- 30 Nov. 46			TEACHERS 30 Apr. 46			- 30 Nov. 46		
		M	F	T	M	F	T	M	F	T	M	F	T
zu-machi, City	June 1922	193	30	223	159	21	180	4-4	1	9	4-4	1	9
		1335	549	1884	1965	608	2573	27-10	3	40	51-12	3	66

DECLASSIFIED E.O. 11652, Sec 3(E) and 5(D) or (E) NND [redacted] # 760050

1. Vocational Schools (Jitsugyo Gakko)
a. Special Kinds of Vocational Schools (Tokushu Jitsugyo
1) Special Kinds of Vocational Schools for Males (Danshi Tokushu Jitsugyo Gakko) u
of Justice, Transportation, Welfare, and Home Affairs

NAME	ADDRESS	DATE FOUNDED	ENROLLMENT # 30 Apr. 46 - 30 Nov.				
			M	F	T	M	F
1. Fukuoka Chiho Keimukan Renshu Jo (Fukuoka Local Jail Officers' Training Institute)	c/o Fukuoka Jail, Nishi-Shinmachi, Fukuoka City	Jan. 1943	50		50	30	
2. Fukuoka Kanshu Kyoshu Jo (Fukuoka Jailors' Training Institute)	c/o Fukuoka Jail, Nishi-Shin-machi, Fukuoka City	Sept. 1946				21	
3. Fukuoka Ken Keisatsu Renshu Jo (Fukuoka Prefectural Police Training School)	Yakuinboribata, Fukuoka City	Not given	282		282	282	
4. Fukuoka Shobo Renshu Jo (Fukuoka Firemen's Training School)	Jaiba-machi, Fukuoka City	April 1946	30		30	30	
5. Fukuoka Tokusetsu Danshi Kokumin Gakko Kundo Yoseijo (Spec. Established Elem. Schl. Teachers' Training Inst. for Disabled Soldiers)	c/o Fukuoka Normal School, Fukuoka City	Not given	11		11	11	
6. Kokura Tetsudo Kyoku Kokibu Ginosha Yoseijo (Kokura Engineers' Training Institute of the Engineering Dept. of the Railroad Bureau)	c/o Kokura Engineering Dept., Kokura City	Apr. 1946	227		227	224	

See footnote page 1. X See footnote page 1.

DECLASSIFIED E.O. 11652, Sec 3(E) and 5(D) or (E) NND# 760050

ROSTER OF JAPANESE EDUCATIONAL INSTITUTIONS
THAN THE MINISTRY OF EDUCATION, B. Secondary Education (Chuto Kyoiku)

1. Vocational Schools (Jitsugyo Gakko)
a. Special Kinds of Vocational Schools (Tokushu Jitsugyo Gakko)
Vocational Schools for Males (Danshi Tokushu Jitsugyo Gakko) under the Control of Ministries of Justice, Transportation, Welfare, and Home Affairs

ADDRESS	DATE FOUNDED	ENROLLMENT # 30 Apr. 46 - 30 Nov. 46						TEACHERS X 30 Apr. 46 - 30 Nov. 46					
		M	F	T	M	F	T	M	F	T	M	F	T
c/o Fukuoka Jail, Nishi-Chinmachi, Fukuoka City	Jan. 1943	50		50	30		30	3		3	3		3
c/o Fukuoka Jail, Nishi-Shin-machi, Fukuoka City	Sept. 1946				21		21				4		4
Nakuinboribata, Fukuoka City	Not given	282		282	282		282	32		32	32		32
Inaba-machi, Fukuoka City	April 1946	30		30	30		30	6		6	6		6
c/o Fukuoka Normal School, Fukuoka City	Not given	11		11	11		11	-18		18	-18		18
c/o Kokura Engineering Dept., Kokura City	Apr. 1946	227		227	224		224	10		10	12		12

See footnote page 1.

DECLASSIFIED E.O. 11652, Sec 3(E) and 5(D) or (E) NND# 760050

NAME	ADDRESS	DATE FOUNDED	ENROLLMENT # 30 Apr. 46 - 30 Nov. 46					
			M	F	T	M	F	T
7. Moji Kaiin Yoseijo (Moji Crew Training Institute)	Shirance-machi, Moji City	April 1945	253		253	253		253
8. Moji Tetsudo Kyoshu Jo (Moji Railway Training School)	Shinozaki-machi, Kokura City	Aug. 1939	1153		1153	1209		1209
9. Wakamatsu Tetsudo Kyoku Kokibu Ginosha Yoseijo (Wakamatsu Engineers' Training Institute of the Railroad Bureau Engineering Dept.)	c/o Wakamatsu Engineering Dept., Wakamatsu City	Apr. 1946	20		20	22		22
Total			2026		2026	2082		2082

2. Youth Schools (Seinen Gakko)

a) Youth Schools for Males (Danshi Seinen Gakko) under the Control of Ministries of Transport

1. Amaki Teishin Seinen Kunrenjo (Amaki Communication Youth School)	c/o Amaki Post-Office, Amaki-machi, Asakura-gun	July 1944	13		13	13		13
2. Chikugo Fukushima Teishin Seinen Kunrenjo (Chikugo Fukushima Communication Youth School)	c/o Fukushima Post-Office, Fukushima-machi, Yame-gun	Aug. 1943	21		21	21		21
3. Fukuoka Daiichi Teishin Seinen Kunrenjo (Fukuoka First Communication Youth School)	c/o Fukuoka Post-Office, Fukuoka City	Sept. 1941	102		102	102		102

See footnote page 1.

DECLASSIFIED E.O. 11652, Sec 3(E) and 5(D) or (E) NND# 760050

ROSTER OF JAPANESE EDUCATIONAL INSTITUTIONS
MINISTRY OF EDUCATION, B. Secondary Education (Chuto Kyoiku) (Cont'd)

	DATE FOUNDED	ENROLLMENT # 30 Apr. 46			30 Nov. 46			TEACHERS 30 Apr. 46			30 Nov. 46		
		M	F	T	M	F	T	M	F	T	M	F	T
achi,	April 1945	253		253	253		253	11		11	11		11
-machi, y	Aug. 1939	1153		1153	1209		1209	82		82	84		84
tsu g Dept., City	-Apr. 1946	20		20	22		22	1		1	2		2
		2026		2026	2082		2082	145-18		163	154-18		172

2. Youth Schools (Seinen Gakko)
i Seinen Gakko) under the Control of Ministries of Transportation and Communications

ost- ki- ura-gun	July 1944	13		13	13		13	9		9	9		9
ma Post- ushima- -gun	Aug. 1943	21		21	21		21	7		7	7		7
Post- uoka	Sept. 1941	102		102	102		102	11		11	10		10

DECLASSIFIED E.O. 11652, Sec 3(E) and 5(D) or (E) NND [redacted] # 760050

FUKUOKA PREFECTURE

ROSTER OF JAPANESE EDUCATIONAL INSTITUTIONS

VI. SCHOOLS UNDER MINISTRIES OTHER THAN THE MINISTRY OF EDUCATION, B. Secondary Education (Chuto

NAME	ADDRESS	DATE FOUNDED	ENROLLMENT 30 Apr. 46 - 30 Nov. 46				
			M	F	T	M	F
4. Fukuoka Daini Teishin Seinen Kunrenjo (Fukuoka Second Communication Youth School)	c/o Fukuoka Post-Office, Fukuoka City	April 1944	139		139	139	
5. Iizuka Teishin Seinen Kunren-Jo (Iizuka Communication Youth School)	c/o Iizuka Post-Office, Iizuka City	Aug. 1941	23		23	23	
6. Kokura Kokibu Tetsudo Seinen Gakko (Kokura Engineering Dept., Railway Youth School)	c/o Kokura-Engineering Dept., Kokura City	April 1946	397		397	397	
7. Kokura Teishin Seinen Kunren-Jo (Kokura Communication Youth School)	c/o Kokura Post-Office, Kokura City	Aug. 1941	60		60	60	
8. Kurume Teishin Seinen Kunren-Jo (Kurume Communication Youth School)	c/o Kurume Post-Office, Kurume City	Aug. 1941	47		47	47	
9. Moji Teishin Seinen Kunrenjo (Moji Communication Youth School)	c/o Moji Post-Office, Moji City	Aug. 1941	69		69	69	
10. Moji Tetsudo Seinen Gakko (Moji Railway Youth School)	Moji City	April 1946	2100		2100	2100	
11. Nao Teishin Seinen Kunrenjo (Nao Communication Youth School)	c/o Nao Post-Office, Nao City	Aug. 1942	24		24	24	
12. Nogata Tetsudo Seinen Gakko (Nogata Railway Youth School)	Nogata City	April 1946	1351		1351	1351	
13. Omuta Teishin Seinen Gakko (Omuta Communication Youth School)	c/o Omuta Post-Office, Omuta City	Aug. 1941	31		31	31	

DECLASSIFIED E.O. 11652, Sec 3(E) and 5(D) or (E) NND# 760050

ROSTER OF JAPANESE EDUCATIONAL INSTITUTIONS
THAN THE MINISTRY OF EDUCATION, B. Secondary Education (Chuto Kyoiku) (Con t'd)

DRESS	DATE FOUNDED	ENROLLMENT 30 Apr. 46 - 30 Nov. 46						TEACHERS 30 Apr. 46 - 30 Nov. 46					
		M	F	T	M	F	T	M	F	T	M	F	T
o Fukuoka Post-fice, Fukuoka ty	April 1944	139		139	139		139	9		9	9		9
o Iizuka Post-fice, Iizuka ty	Aug. 1941	23		23	23		23	7		7	7		7
o Kokura-Engi-ring Dept., ura City	April 1946	397		397	397		397	2		2	2		2
o Kokura Post-fice, Kokura ty	Aug. 1941	60		60	60		60	9		9	9		9
o Kurume Post-ice, Kurume y	Aug. 1941	47		47	47		47	13		13	13		13
Moji Post-ice, Moji y	Aug. 1941	69		69	69		69	6		6	7		7
City	April 1946	2100		2100	2100		2100	3		3	3		3
Nao Post-ice, Nao y	Aug. 1942	24		24	24		24	10		10	10		10
ta City	April 1946	1351		1351	1351		1351	3		3	3		3
Omuta Post-ce, Omuta	Aug. 1941	31		31	31		31	6		6	7		7

DECLASSIFIED E.O. 11652, Sec 3(E) and 5(D) or (E) NND [redacted] 760050

FUKUOKA PREFECTURE — ROSTER OF JAPANESE EDUCATIONAL INSTITUTIONS

VI. SCHOOLS UNDER MINISTRIES OTHER THAN THE MINISTRY OF EDUCATION, B. Secondary Education (Chuto Kyoiku)

NAME	ADDRESS	DATE FOUNDED	ENROLMENT 30 Apr. 46 M	F	T	30 Nov. 46 M	F	T
14. Orio Teishin Seinen Kunrenjo (Orio Communication Youth School)	c/o Orio Post-Office, Yahata City	Nov. 1943	21		21	21		21
15. Orio Tetsudo Seinen Gakko (Orio Railway Youth School)	Yahata City	April 1946	883		883	883		883
16. Tobata Teishin Seinen Kunren-jo (Tobata Communication Youth School)	c/o Tobata Post-Office, Tobata City	July 1942	25		25	25		25
17. Wakamatsu Kokibu Tetsudo Seinen Gakko (Wakamatsu Engineering Dept., Railway Youth School)	c/o Wakamatsu Engineering Dept., Wakamatsu City	April 1946	133		133	133		133
18. Wakamatsu Teishin Seinen Kunrenjo (Wakamatsu Communi-cation Youth School)	c/o Wakamatsu Post-Office, Wakamatsu City	Aug. 1941	36		36	36		36
19. Yahata Teishin Seinen Kunren-jo (Yahata Communication Youth School)	c/o Yahata Post-Office, Yahata City	Aug. 1931	67		67	67		67
20. Yanagawa Teishin Seinen Kun-renjo (Yanagawa Communication Youth School)	c/o Yanagawa Post-Office, Yanagawa-machi, Yamekado-gun	June 1942	37		37	37		37
Total			5579		5579	5579		5579

DECLASSIFIED E.O. 11652, Sec 3(E) and 5(D) or (E) NND# 760050

ROSTER OF JAPANESE EDUCATIONAL INSTITUTIONS
MINISTRY OF EDUCATION, B. Secondary Education (Chuto Kyoiku) (Cont'd)

	DATE FOUNDED	ENROLLMENT 30 Apr. 46 - 30 Nov. 46						TEACHERS 30 Apr. 46 - 30 Nov. 46					
		M	F	T	M	F	T	M	F	T	M	F	T
Post- Yahata	Nov. 1943	21		21	21		21	8		8	7		7
ity	April 1946	883		883	883		883	3		3	3		3
ta Post- Tobata	July 1942	25		25	25		25	7		7	6		6
matsu ing Dept., u City	April 1946	133		133	133		133	2		2	2		2
matsu ice, u City	Aug. 1941	36		36	36		36	9		9	9		9
ta Post- Yahata	Aug. 1931	67		67	67		67	10		10	9		9
gawa Post- Yanagawa-mekado-gun	June 1942	37		37	37		37	11		11	12		12
		5579		5579	5579		5579	145		145	144		144

DECLASSIFIED E.O. 11652, Sec 3(E) and 5(D) or (E) NND [redacted] # 760050

b) Youth Schools for Females (Joshi Seinen Gakko) under the Control of Ministry of Comm

NAME	ADDRESS	DATE FOUNDED	ENROLLMENT # 30 Apr. 46 - 30 Nov.				
			M	F	T	M	F
1. Fukuoka Joshi Teishin Seinen Kunrenjo (Fukuoka Girls' Communication Youth School)	c/o Fukuoka Telephone Office, Fukuoka City	Feb. 1940		35	35		35
2. Moji Joshi Teishin Seinen Kunrenjo (Moji Girls' Communication Youth School)	c/o Moji Telephone Office, Moji City	March 1940		30	30		30
Total				65	65		65

C. Special Schools (Tokushu Gakko)

1. Juvenile Correction Schools (Shonen Kyogoin)

c) Co-educational Juvenile Correction Schools (Danjo Kyogaku Shonen Kyogoin) under the C

1. Fukuoka Gakuen (Fukuoka School)	Kasugae-hommachi, Fukuoka City	Dec. 1909	42	7	49	41	6
Total			42	7	49	41	6

See footnote page 1.

DECLASSIFIED E.O. 11652, Sec 3(E) and 5(D) or (E) NND# 760050

ROSTER OF JAPANESE EDUCATIONAL INSTITUTIONS
HIN THE MINISTRY OF EDUCATION, B. Secondary Education (Chuto Kyoiku) (Cont'd)

es (Joshi Seinen Gakko) under the Control of Ministry of Communications

DDRESS	DATE FOUNDED	ENROLLMENT # 30 Apr. 46 - 30 Nov. 46						TEACHERS 30 Apr. 46 - 30 Nov. 46					
		M	F	T	M	F	T	M	F	T	M	F	T
									4	4		4	4
o/o Fukuoka Tele-hone Office, Fukuoka City	Feb. 1940		35	35		35	35						
o/o Moji Telephone Office, Moji City	March 1940		30	30		30	30		7	7		7	7
			65	65		65	65		11	11		11	11

C. Special Schools (Tokushu Gakko)

1. Juvenile Correction Schools (Shonen Kyogoin)
Correction Schools (Danjo Kyogaku Shonen Kyogoin) under the Control of Ministry of Welfare

Kasugae-hommachi, Fukuoka City	Dec. 1909	42	7	49	41	6	47	8		8	8		8
		42	7	49	41	6	47	8		8	8		8

DECLASSIFIED E.O. 11652, Sec 3(E) and 5(D) or (E) NND [redacted] 760050

MAP OF KYUSHU

Legend

Population of Over 100,000

Prefectural Capital

Institutions of Higher Learning

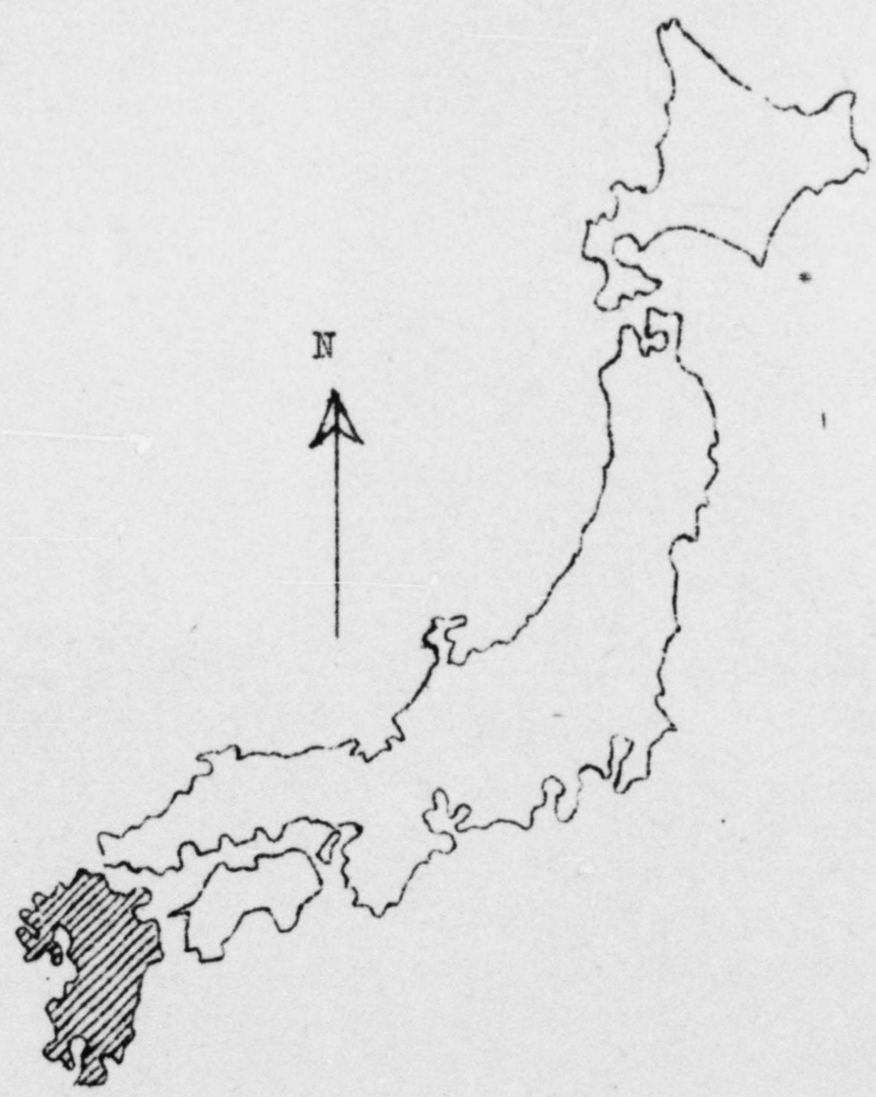

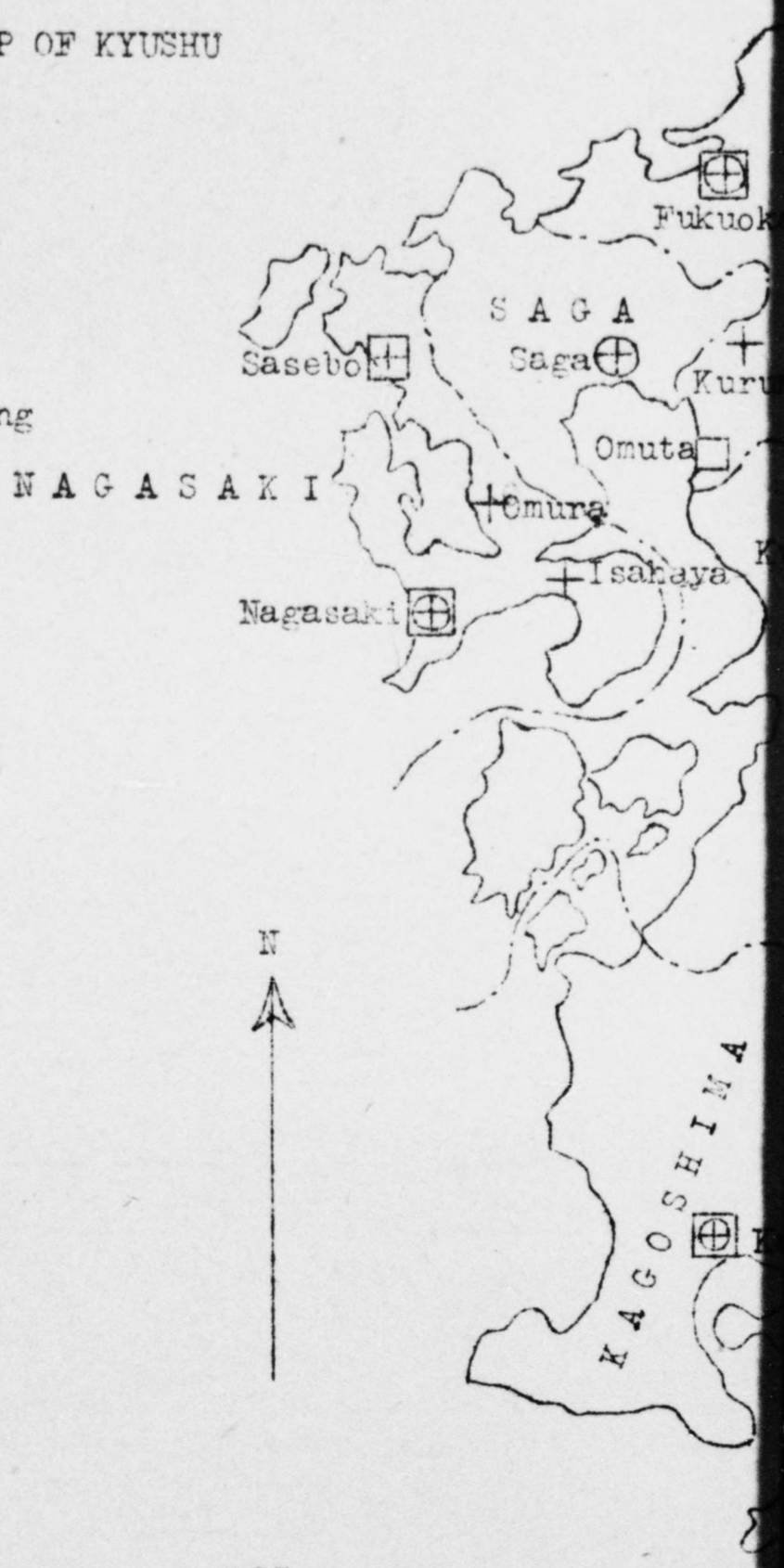

DECLASSIFIED E.O. 11652, Sec 3(E) and 5(D) or (E) NND [redacted] # 760050

MAP OF KYUSHU

Legend

lation of Over 100,000

ctural Capital

tutions of Higher Learning

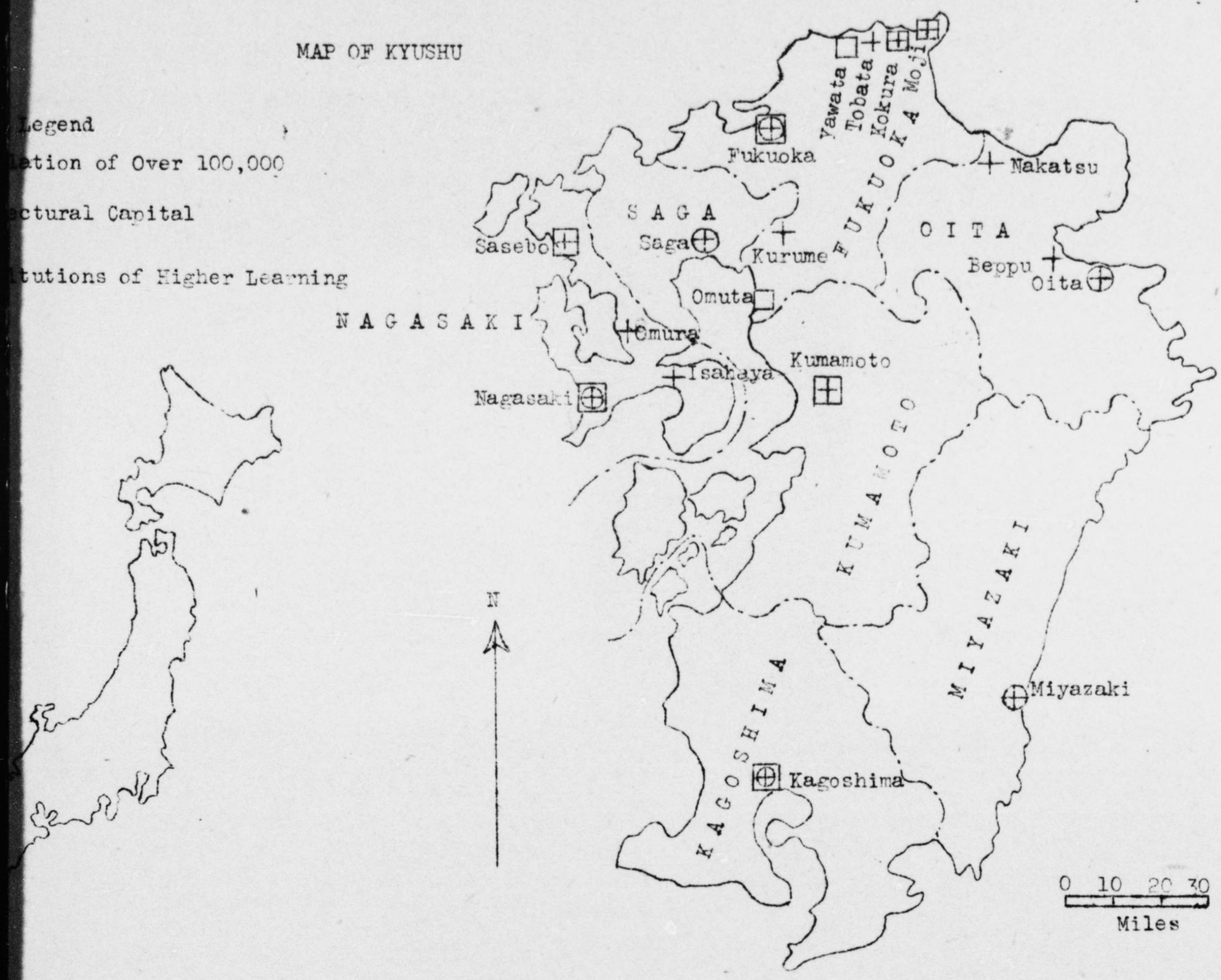

DECLASSIFIED E.O. 11652, Sec 3(E) and 5(D) or (E) NND [redacted] 760050

GENERAL HEADQUARTERS
SUPREME COMMANDER FOR THE ALLIED POWERS
Civil Information and Education Section

ROSTER AND STATISTICS OF JAPANESE EDUCATIONAL INSTITUTIONS

April and November 1946

Part 7

FUKUOKA PREFECTURE

A Special Report in 47 Parts Prepared by
Educational Research Unit, Research Branch

AR-302-E-A-26-7 2 November 1948

DECLASSIFIED E.O. 11652, Sec 3(E) and 5(D) or (E) NND [redacted] # 760050

GENERAL HEADQUARTERS
SUPREME COMMANDER FOR THE ALLIED POWERS
Civil Information and Education Section
Analysis and Research Division

SPECIAL REPORT

SERIAL NUMBER AR-302-E-A-26-7

TITLE Roster of Japanese Educational Institutions and Statistical Tables

SUBJECT Roster of Japanese educational institutions by prefecture, level, showing date of foundation, enrollment and number of teachers, wit

PREPARED BY Educational Research Unit, Research Branch.

DATES OF STUDY 4 December 1947 to 23 September 1948

CONTENTS

Introduction

Summary of the Educational Institutions in Fukuoka Prefecture

Part One Summary Tables of Japanese Educational Institutions Showing Numbe Students, Teachers, and Schools

Table 1 - Number of Educational Institutions by level and
Table 2 - Percent of Educational Institutions by level and
Table 3 - Number of Educational Institutions by Control an
Table 4 - Percent of Educational Institutions by Control a
Table 5 - Number of Educational Institutions by level and
Table 6 - Percent of Educational Institutions by level and

DECLASSIFIED E.O. 11652, Sec 3(E) and 5(D) or (E) NND [redacted] 760050

GENERAL HEADQUARTERS
SUPREME COMMANDER FOR THE ALLIED POWERS
Civil Information and Education Section
Analysis and Research Division

SPECIAL REPORT

-E-A-26-7 2 November 1948

of Japanese Educational Institutions and Statistical Tables - Part 7, Fukuoka Prefecture

of Japanese educational institutions by prefecture, level, type and control jurisdiction
date of foundation, enrollment and number of teachers, with summary statistical tables.

ional Research Unit, Research Branch.

mber 1947 to 23 September 1948

C O N T E N T S

	Page
	i
ional Institutions in Fukuoka Prefecture	vii
ry Tables of Japanese Educational Institutions Showing Number and Percent of its, Teachers, and Schools	
Table 1 - Number of Educational Institutions by Level and Type	x
Table 2 - Percent of Educational Institutions by Level and Type	xi
Table 3 - Number of Educational Institutions by Control and Level	xii
Table 4 - Percent of Educational Institutions by Control and Level	xiii
Table 5 - Number of Educational Institutions by Level and Control	xiv
Table 6 - Percent of Educational Institutions by Level and Control	xv

DECLASSIFIED E.O. 11652, Sec 3(E) and 5(D) or (E) NND [redacted] 760050

Part Two Summary Tables of Japanese Educational Institutions Showing Number of Students and Teache

Table 7 - Schools under the Jurisdiction of the Ministry of Education by Level and Type
Table 8 - Schools under Prefectural Jurisdiction by Level and Type
Table 9 - Schools under Municipal Jurisdiction by Level and Type
Table 10 - Schools under Village or Town Jurisdiction by Level and Type
Table 11 - Schools under Private Jurisdiction by Level and Type
Table 12 - Schools under Jurisdiction of Ministries Other than Ministry of Education

Part Three Roster of Japanese Educational Institutions by Control Jurisdiction According to Level a

Schools under the Ministry of Education 1
Higher Education 1
Universities 1
Colleges 1
Higher Schools 2
Normal Schools 3
Elementary Education 3
Elementary Schools 3

Prefectural Schools 4
Higher Education 4
Colleges 4
Secondary Education 5
Vocational Schools 5
Middle Schools 8
Girls' High Schools 10
Special Schools 13

Municipal Schools 14
Secondary Education 14
Vocational Schools 14
Middle Schools 15
Girls' High Schools 16
Youth Schools 16
Elementary Education 21
Elementary Schools 21
Kindergartens 34

Village or Town Schools
Secondary Education
Girls' High Schools
Youth Schools
Elementary Education
Elementary Schools

Private Schools
Higher Education
Universities
Colleges
Secondary Education
Vocational Schools
Middle Schools
Girls' High Schools
Youth Schools
Elementary Education
Elementary Schools
Kindergartens
Special Schools

Schools under Ministries Other than E
Secondary Education
Vocational Schools under Ministri
Transportation, Welfare and Ho
Youth Schools under Ministries o
tion and Communications
Special Schools under Ministry of

Map of Kyushu

DECLASSIFIED E.O. 11652, Sec 3(E) and 5(D) or (E) NND [redacted] # 760050

e Educational Institutions Showing Number of Students and Teachers, by Jurisdiction

the Jurisdiction of the Ministry of Education by Level and Type xviii
Prefectural Jurisdiction by Level and Type xix
Municipal Jurisdiction by Level and Type xx
Village or Town Jurisdiction by Level and Type xxii
Private Jurisdiction by Level and Type xxiii
Jurisdiction of Ministries Other than Ministry of Education xxv

ional Institutions by Control Jurisdiction According to Level and Type

of Education	1	Village or Town Schools	35
	1	Secondary Education	35
	1	Girls' High Schools	35
	1	Youth Schools	35
	2	Elementary Education	48
	3	Elementary Schools	48
	3		
	3	Private Schools	79
		Higher Education	79
	4	Universities	79
	4	Colleges	79
	4	Secondary Education	80
	5	Vocational Schools	80
	5	Middle Schools	82
	8	Girls' High Schools	83
	10	Youth Schools	84
	13	Elementary Education	92
		Elementary Schools	92
	14	Kindergartens	93
	14	Special Schools	95
	14		
	15	Schools under Ministries Other than Education	103
	16	Secondary Education	103
	16	Vocational Schools under Ministries of Justice,	
	21	Transportation, Welfare and Home Affairs	103
	21	Youth Schools under Ministries of Transporta-	
	34	tion and Communications	104
		Special Schools under Ministry of Welfare	107
			108

DECLASSIFIED E.O. 11652, Sec 3(E) and 5(D) or (E) NND [redacted] # 760050

INTRODUCTION

PURPOSE

This study was made to fill a critical need in the field of Japanese education. The statistical procedures and products of record-keeping in Japan have been entirely inadequate. The Ministry of Education maintains no records of schools not under its direct control, with the result that for information concerning nearly all schools of the elementary and secondary levels, and many institutions of the higher educational level, one must depend upon the prefecture. Even at that source there are no complete records. In almost any area of education, one must collect data from the original sources. One serious gap in the records has been the lack of a list of all educational institutions in Japan. It is this major void which this study is intended to fill.

SCOPE

The results of this study were originally set up as two projects, a "Roster of Japanese Educational Institutions" in 46 prefectural reports, and "Statistical Tables for Japanese Educational Institutions" in 46 prefectural reports, with a summarizing report for the whole of Japan. A little trial use of the first finished reports indicated, however, that the two series would be more effective if combined. For that reason, the two reports for each prefecture have been consolidated into one report.

There are two summa
sents in six tables sum
data arranged as follows
level by control. Part
rize data by control jur

The "Roster of Jap
tutes Part Three of this
institutions which are
tional system, with sign
in reality, an act of pi
opment, scattered and,
facts have been assembl
forable form. For the
education, there is a
40,000 educational insti
for each its name, date
sex and by totals; and

- - - - - - - - - - - - -
1. The addresses of sep
port will be more inte
"cho" means "street," "m
chi," means "town" or "s
trict," and "ken" means
2. The enrollment figur
on 30 April and 30 Novem
rollment on the school r

DECLASSIFIED E.O. 11652, Sec 3(E) and 5(D) or (E) NND [redacted] # 760050

INTRODUCTION

ill a critical need in the field
tistical procedures and products
been entirely inadequate. The
no records of schools not under
result that for information con-
the elementary and secondary lev-
the higher educational level, one
. Even at that source there are
any area of education, one must
sources. One serious gap in the
list of all educational institu-
jor void which this study is in-

y were originally set up as two
Educational Institutions" in 46
istical Tables for Japanese Edu-
efectural reports, with a summa-
f Japan. A little trial use of
dicated, however, that the two
if combined. For that reason,
ture have been consolidated into

There are two summary statistical sections. Part One presents in six tables summary numerical and percent distribution data arranged as follows: level by types, control by level, and level by control. Part Two consists of six tables which summarize data by control jurisdiction according to level and type.

The "Roster of Japanese Educational Institutions" constitutes Part Three of this report. It is primarily a list of all institutions which are a part of the regular Japanese educational system, with significant data for each. The project is, in reality, an act of pioneering. In the course of its development, scattered and, in large degree, hitherto unclassified facts have been assembled and made available in an easily referable form. For the first time in the history of Japanese education, there is a composite list of all of the more than 40,000 educational institutions in Japan, a list which records for each its name, date of foundation, address,[1] enrollment by sex and by totals,[2] and the teaching force by sex, by full-time

---

1. The addresses of separate institutions supplied in this report will be more intelligible if the reader remembers that "cho" means "street," "mura" means "village" or "hamlet," "machi," means "town" or "small city," "gun" means "county" or "district," and "ken" means "prefecture."
2. The enrollment figures are not those of actual attendance on 30 April and 30 November 1946 respectively, but those of enrollment on the school records on those dates.

DECLASSIFIED E.O. 11652, Sec 3(E) and 5(D) or (E) NND# 760050

or part-time classification,[3] and by totals.

The roster is arranged according to prefecture, control jurisdiction, and school level. There are totals for every subheading, and subheading and grand totals for every main heading and for every prefecture. Grand totals have been worked out on two bases of organization, that of control jurisdiction and that of school level.

The two dates chosen as focal points in the collection of data, 30 April 1946 and 30 November 1946, were selected at the request of Education Division, Civil Information and Education Section, for purposes of comparison regarding developments in the educational program.

Since this series of reports is based upon data collected before changes in the organization of the educational system were effected, the categories used are those into which schools fell before the 6-3-3-4 system was inaugurated in Japan,[4] and the terms employed are translations of the Japanese nomenclature. The terminology used to indicate the broad levels of education are those currently used in the United States: elementary, including kindergarten, primary, and grammar grades; secondary, including high schools and preparatory schools; and higher, including schools of junior college, college, and university level.

Within each of these broad levels, however, terminology is not so simple or so clear. The various types of schools in Japan are numerous, over-lapping, and confusing to the uniniti-

---

3. Statistics for both full-time and part-time teachers are given. Where there are both types in a school, the second figure in the column, following the dash, represents the number of part-time teachers.

ated. Some of the group names might b
out explanation. They are not unifo
even by the Japanese.

There are three control jurisdic
cational system: (1) national, which
or Ministry of Education control, an
which conduct specialized educational
control," or that exercised by any
the central national level, such
(*ken*), metropolis (*to*), city (*shi*),
(*mura*); and (3) "private control." S
tional levels fall within these thre

The Ministry of Education has
in educational matters at all levels
jurisdictions except those under oth
use of standardized texts and curric
of many sorts for every purpose, it
trol over even those schools suppo
tions. An unusual fact concerning t
cation is that control does not i
appointing power for prefectural an
the maintenance of schools is approp
ernment, and for all practical effe
ercised over school matters is in t

---

4. As rapidly as possible the *shins*
dary school) and *shinsei koto gakk*
system is being established, but
made it impossible to effect a compl
ardization of institutions on the
four-year degree granting instituti
the pace of this development, likew
difficulties.

DECLASSIFIED E.O. 11652, Sec 3(E) and 5(D) or (E) NND [redacted] # 760050

als.

to prefecture, control
totals for every sub-
s for every main head-
otals have been worked
of control jurisdiction

ts in the collection of
, were selected at the
ormation and Education
garding developments in

sed upon data collected
the educational system
hose into which schools
ugurated in Japan,[4] and
the Japanese nomencla-
the broad levels of ed-
United States: elemen-
nd grammar grades; sec-
reparatory schools; and
lege, college, and uni-

however, terminology is
types of schools in Ja-
nfusing to the uninniti-

- - - - - - - - - - - -

part-time teachers are
school, the second fig-
represents the number of

ated. Some of the group names might be almost meaningless without explanation. They are not uniformly defined in some cases even by the Japanese.

There are three control jurisdictions in the Japanese educational system: (1) national, which includes both "Government" or Ministry of Education control, and that of other ministries which conduct specialized educational institutions; (2) "public control," or that exercised by any level of government below the central national level, such as that by the prefecture (ken), metropolis (to), city (shi), town (machi), or village (mura); and (3) "private control." Schools of the three educational levels fall within these three control jurisdictions.

The Ministry of Education has exercised extensive powers in educational matters at all levels and over schools under all jurisdictions except those under other ministries. Through the use of standardized texts and curricula, and through directives of many sorts for every purpose, it has exerted tremendous control over even those schools supposedly under other jurisdictions. An unusual fact concerning this aspect of Japanese education is that control does not include financial support or appointing power for prefectural and local schools. Money for the maintenance of schools is appropriated by the national Government, and for all practical effects much of the control exercised over school matters is in the hands of the Ministries

- -

4. As rapidly as possible the shinsei chu gakko (lower secondary school) and shinsei koto gakko (upper secondary school) system is being established, but practical difficulties have made it impossible to effect a complete change-over. The standardization of institutions on the higher education level as four-year degree granting institutions is also in progress, but the pace of this development, likewise, is limited by practical difficulties.

DECLASSIFIED E.O. 11652, Sec 3(E) and 5(D) or (E) NND [redacted] # 760050

of Finance and of Home Affairs, who obtain their power through control of the national budget and of Civil Service appointment respectively. Within the limitations imposed by the powers of these two ministries, the Ministry of Education has enjoyed a high degree of centralized control. Its direct control, however, is applied only to a limited group of institutions.

In 1946 the Ministry of Education exercised complete or "direct" control over only certain schools, mainly on the higher education level. These included the seven Teikoku dhigaku (Imperial universities), which enjoyed generally accepted prestige as superior institutions for advanced learning, and the daigaku (ordinary universities), which were not granted such high favors either in personnel or equipment, and consequently were not accorded comparable esteem. These two types of universities were analogous roughly to both senior colleges and universities in the United States. Other types of schools under the complete control of the Nombusho were senmon gakko (colleges), which usually did not grant degrees, and, in many ways, corresponded to junior colleges, and koto gakko (higher schools), which were even more unclassifiable, being a kind of cross between preparatory schools and junior colleges. Also under Ministry of Education jurisdiction were koto shihan gakko (higher normal schools), or a level similar to that of senmon gakko, but with more specialized purposes, being established expressly for the purpose of training teachers, and shihan gakko (normal schools), at first considered of secondary level, but in 1935 placed on the higher education level. The course of study for shihan gakko was three years in length, whereas that for the higher normal schools was four years. Some special schools, such as mo gakko (schools for the blind), roa gakko (schools for the deaf and deaf mutes), and moa gakko (schools for the blind and mute), were under Ministry of Education jurisdiction.

Public control covered all institutions conducted and regulated by governmental units lower than the national level, i.e: prefectural, munic Japan in 1946, public school levels than did the higher education le schools, normal school types under the "direct with the exception of licly controlled instit ondary and elementary schools) were numerous were schools of high jo gakko (girls' high substitutes for middle were institutions est cation of students who were unable to attend Often they were night s after 1941 called ko yochien (kindergartens)

Private control m the States, control o dividuals independent port coming from nongo however, between both public and private sch central Governmental a cation) exerted much than does the Federal which was described as diction for privatel with that of public ju levels and of all typ versitics). The chart type of schools under in 1946.

DECLASSIFIED E.O. 11652, Sec 3(E) and 5(D) or (E) NND [redacted] 760050

airs, who obtain their power through budget and of Civil Service appoint- the limitations imposed by the powers he Ministry of Education has enjoyed d control. Its direct control, how- limited group of institutions.

ry of Education exercised complete or certain schools, mainly on the higher cluded the seven Teikoku daigaku (Im- h enjoyed generally accepted prestige r advanced learning, and the daigaku hich were not granted such high favors ipment, and consequently were not ac- These two types of universities were senior colleges and universities in types of schools under the complete were senmon gakko (colleges), which rees, and, in many ways, corresponded to gakko (higher schools), which were being a kind of cross between pre- ior colleges. Also under Ministry of re koto shihan gakko (higher normal ar to that of senmon gakko, but with being established expressly for the rs, and shihan gakko (normal schools), econdary level, but in 1935 placed on el. The course of study for shihan n length, whereas that for the higher years. Some special schools, such as e blind), roa gakko (schools for the roa gakko (schools for the blind and of Education jurisdiction.

d all institutions conducted and reg- units lower than the national level, i.e: prefectural, municipal, town, or village governments. In Japan in 1946, public control covered a much wider range of school levels than did the Ministry of Education control. On the higher education level were universities, colleges, higher schools, normal schools, and a few special schools, all of the types under the "direct control" of the Ministry of Education, with the exception of Imperial universities. In addition, publicly controlled institutions included also schools of the secondary and elementary levels. Jitsugyo gakko (vocational schools) were numerous and varied. Chuo gakko (middle schools) were schools of high school level established for boys. Koto jo gakko (girls' high schools) were established for girls as substitutes for middle schools. Seinen gakko (youth schools) were institutions established to take care of the further education of students who had finished elementary training but who were unable to attend regular schools of the secondary level. Often they were night schools. Sho gakko (elementary schools, after 1941 called kokumin gakko, or national schools) and yochien (kindergartens) require no special explanation.

Private control meant substantially what the term means in the States, control exercised by an individual or group of individuals independently of government on any level, with support coming from nongovernmental sources. One chief difference, however, between both public and private schools in Japan and public and private schools in the States, was that in Japan the central Governmental agency for education (the Ministry of Education) exerted much more power over the management of schools than does the Federal Government in the United States, a power which was described as "indirect control." The scope of jurisdiction for privately controlled institutions was identical with that of public jurisdiction, including institutions on all levels and of all types except Teikoku daigaku (Imperial Universities). The chart on pages iv to vi indicates by level the type of schools under each of the three control jurisdictions in 1946.

DECLASSIFIED E.O. 11652, Sec 3(E) and 5(D) or (E) NND [redacted] 760050

JAPANESE EDUCATIONAL INSTITUTIONS BY CONTROL JURISDICTION, LEVEL, AND T
in 1946

I. NATIONAL CONTROL

- A. Ministry of Education (Government Institutions)
  - A. Higher Education
    1. Imperial Universities (Teikok
    2. Universities (Daigaku)
    3. Colleges (Senmon Gakko)
    4. Higher Schools (Koto Gakko)
    5. Higher Normal Schools (Koto S
       a. Middle Schools Attached
       b. Elementary Schools Atta
    6. Higher Normal Schools for Wom
       a. Girls' High Schools Att
       b. Elementary Schools Att
       c. Kindergartens Attached
    7. Normal Schools (Shihan Gakko)
       a. Elementary Schools Atta
       b. Kindergartens Attached
       c. Youth Schools Attached
  - B. Special Schools
    1. Schools for the Blind (Mo Gak
    2. Schools for the Deaf and Dea
    3. Schools for the Blind and Dea
- B. Other Ministries
  - A. Higher Education
    1. Colleges (Senmon Gakko)
    2. Other types
  - B. Secondary Education
    1. Vocational Schools (Jitsugyo
       a. Agricultural Schools (
       b. Other types
    2. Youth Schools (Seinen Gakko)
    3. Other types
  - C. Special Schools
    1. Youth Schools (Seinen Gakko)
    2. Other types
  - D. Elementary Education (Peers' School only)
    1. Elementary Schools (Sho Gakk

DECLASSIFIED E.O. 11652, Sec 3(E) and 5(D) or (E) NND [redacted] # 760050

UCATIONAL INSTITUTIONS BY CONTROL JURISDICTION, LEVEL, AND TYPE
in 1946

Higher Education	1. Imperial Universities (Teikoku Daigaku) 2. Universities (Daigaku) 3. Colleges (Senmon Gakko) 4. Higher Schools (Koto Gakko) 5. Higher Normal Schools (Koto Shihan Gakko) a. Middle Schools Attached (Chu Gakko) b. Elementary Schools Attached (Sho Gakko) 6. Higher Normal Schools for Women (Joshi Koto Shihan Gakko) a. Girls' High Schools Attached (Koto Jo Gakko) b. Elementary Schools Attached (Sho Gakko) c. Kindergartens Attached (Yochien) 7. Normal Schools (Shihan Gakko) a. Elementary Schools Attached (Sho Gakko) b. Kindergartens Attached (Yochien) c. Youth Schools Attached (Seinen Gakko)
Special Schools	1. Schools for the Blind (Mo Gakko) 2. Schools for the Deaf and Deaf-Mute (Rou Gakko) 3. Schools for the Blind and Deaf-Mute (Mou Gakko)
Higher Education	1. Colleges (Senmon Gakko) 2. Other types
Secondary Education	1. Vocational Schools (Jitsugyo Gakko) a. Agricultural Schools (No Gakko) b. Other types 2. Youth Schools (Seinen Gakko) 3. Other types
Special Schools	1. Youth Schools (Seinen Gakko) 2. Other types
Elementary Education (Peers' School only)	1. Elementary Schools (Sho Gakko)

DECLASSIFIED E.O. 11652, Sec 3(E) and 5(D) or (E) NND [redacted] # 760050

II. PUBLIC CONTROL

- A. Prefectural Governments
  - A. Higher Education
    - 1. Universities (D
    - 2. Colleges (Senn
    - 3. Higher Schools
  - B. Secondary Education
    - 1. Vocational Sch
      - a. Agricult
      - b. Other typ
    - 2. Middle Schools
    - 3. Girls' High Sc
  - C. Special Schools
    - 1. Schools for th
    - 2. Schools for th
    - 3. Schools for th
    - 4. Other types
  - D. Elementary Schools (Metropolitan Government only)
    - 1. Elementary Sch
    - 2. Kindergartens
- B. Municipal Governments
  - A. Higher Education
    - 1. Universities (D
    - 2. Colleges (Sen
  - B. Secondary Education
    - 1. Vocational Sch
    - 2. Middle Schools
    - 3. Girls' High Sc
    - 4. Youth Schools
  - C. Elementary Education
    - 1. Elementary Sch
    - 2. Kindergartens
  - D. Special Schools
    - 1. Various types
- C. Village or Town Governments
  - A. Secondary Education
    - 1. Vocational Sch
    - 2. Middle Schools
    - 3. Girls' High Sc
    - 4. Youth Schools
  - B. Elementary Education
    - 1. Elementary Sch
    - 2. Kindergartens
  - C. Special Schools
    - 1. Various types

DECLASSIFIED E.O. 11652, Sec 3(E) and 5(D) or (E) NND[redacted]# 760050

overnments

- A. Higher Education
  1. Universities (Daigaku)
  2. Colleges (Senmon Gakko)
  3. Higher Schools (Koto Gakko)
- B. Secondary Education
  1. Vocational Schools (Jitsugyo Gakko)
     a. Agricultural Schools (No Gakko)
     b. Other types
  2. Middle Schools (Chu Gakko)
  3. Girls' High Schools (Koto Jo Gakko)
- C. Special Schools
  1. Schools for the Blind (Mo Gakko)
  2. Schools for the Deaf and Deaf-Mute (Roa Gakko)
  3. Schools for the Blind and Deaf-Mute (Mou Gakko)
  4. Other types
- D. Elementary Schools (Metropolitan Government only)
  1. Elementary Schools (Sho Gakko)
  2. Kindergartens (Yochien)

ernments

- A. Higher Education
  1. Universities (Daigaku)
  2. Colleges (Senmon Gakko)
- B. Secondary Education
  1. Vocational Schools (Jitsugyo Gakko)
  2. Middle Schools (Chu Gakko)
  3. Girls' High Schools (Koto Jo Gakko)
  4. Youth Schools (Seinen Gakko)
- C. Elementary Education
  1. Elementary Schools (Sho Gakko)
  2. Kindergartens (Yochien)
- D. Special Schools
  1. Various types

Town

- A. Secondary Education
  1. Vocational Schools (Jitsugyo Gakko)
  2. Middle Schools (Chu Gakko)
  3. Girls' High Schools (Koto Jo Gakko)
  4. Youth Schools (Seinen Gakko)
- B. Elementary Education
  1. Elementary Schools (Sho Gakko)
  2. Kindergartens (Yochien)
- C. Special Schools
  1. Various types

DECLASSIFIED E.O. 11652, Sec 3(E) and 5(D) or (E) NND [redacted] # 760050

III. PRIVATE CONTROL

A. Private Control

- A. Higher Education
  - 1. Universities (Daigaku)
  - 2. Colleges (Senmon Gakko)
  - 3. Higher Schools (Koto Gakko)
- B. Secondary Education
  - 1. Vocational Schools (Jitsugyo
  - 2. Middle Schools (Chu Gakko)
  - 3. Girls' High Schools (Koto Jo
  - 4. Youth Schools (Seinen Gakko)
- C. Elementary Education
  - 1. Elementary Schools (Sho Gakk
  - 2. Kindergartens (Yochien)
- D. Special Schools
  - 1. Schools for the Blind (Mo Ga
  - 2. Schools for the Deaf and Dea
  - 3. Schools for the Blind and De
  - 4. Other types

SOURCE OF DATA

The Ministry of Education, in serving as the data-collecting agent, has played an invaluable part in this work. In the summer of 1946 Ministry of Education officials and Civil Information and Education Section researchers evolved a form which served as the basis for securing the desired information. Through the Ministry of Education, prefectural education divisions, and local education officials, the data were gradually secured from the individual schools. Not enough can be said in praise of the patience and enthusiasm of the Ministry in their cooperation with Civil Information and Education Section to make this an accurate and effective study.

EVALUATION OF DATA

Throughout the preparation cation Research were in constant tion officials to check the from the individual schools. and scrutinized. s discrepanci discovered they were rectified ing made correction possible. was thus achieved, the materials itations inherent in Japanese s from individual schools.

DECLASSIFIED E.O. 11652, Sec 3(E) and 5(D) or (E) NND [redacted] 760050

her Education	1. Universities (Daigaku) 2. Colleges (Senmon Gakko) 3. Higher Schools (Koto Gakko)
ondary Education	1. Vocational Schools (Jitsugyo Gakko) 2. Middle Schools (Chu Gakko) 3. Girls' High Schools (Koto Jo Gakko) 4. Youth Schools (Seinen Gakko)
entary Education	1. Elementary Schools (Sho Gakko) 2. Kindergartens (Yochien)
cial Schools	1. Schools for the Blind (Mo Gakko) 2. Schools for the Deaf and Deaf-Mute (Roa Gakko) 3. Schools for the Blind and Deaf-Mute (Moa Gakko) 4. Other types

ving as the data-collect-
art in this work. In the
fficials and Civil Infor-
ers evolved a form which
he desired information.
efectural education divi-
the data were gradually
ot enough can be said in
of the Ministry in their
and Education Section to
dy.

EVALUATION OF DATA

Throughout the preparation of this report, workers in Education Research were in constant touch with Ministry of Education officials to check the materials as they were received from the individual schools. Figures were carefully checked and scrutinized. As discrepancies or ambiguities in data were discovered they were rectified and clarified insofar as checking made correction possible. While a high degree of accuracy was thus achieved, the materials are still subject to the limitations inherent in Japanese statistics and in the reporting from individual schools.

DECLASSIFIED E.O. 11652, Sec 3(E) and 5(D) or (E) NND [redacted] # 760050

SUMMARY OF EDUCATIONAL INSTITUTIONS IN FUKUOKA PR
1946

Level and Type of Institution	Number of Institutions						
	Control						
	Ministry		Prefec-	Muni-	Village		
	Educat.	Other	tural	cipal	or Town	Private	Mal
Higher Institutions							
Imperial Universities	1	0	0	0	0	0	0
Universities	0	0	0	0	0	1	1
Colleges	5	0	4	0	0	4	9
Higher Schools	1	0	0	0	0	0	1
Normal Schools	3	0	0	0	0	0	0
Total Higher	10	0	4	0	0	5	11
Secondary Institutions							
Vocational Schools	0	9	24	14	0	21	54
Middle Schools	0	0	38	1	0	8	47
Girls' High Schools	0	0	33	7	3	15	0
Youth Schools	0	22	0	49	147	77	123
Total Secondary	0	31	95	71	150	121	224
Elementary Institutions							
Elementary Schools	3*	0	0	177	416	6	2
Kendergartens	0	0	0	3	0	20	0
Total Elementary	3	0	0	180	416	26	2
Special Institutions							
Blind and Deaf Mute	0	0	3	0	0	0	0
Miscellaneous Schools	0	0	0	0	0	57	8
Juvenile Correction	0	1	0	0	0	0	0
Total Special	0	1	3	0	0	57	8
Total Institutions	13	32	102	251	566	209	245

* Attached to Normal Schools.

DECLASSIFIED E.O. 11652, Sec 3(E) and 5(D) or (E) NND [redacted] # 760050

SUMMARY OF EDUCATIONAL INSTITUTIONS IN FUKUOKA PREFECTURE
1946

	Number of Institutions									
	Control									
	Ministry Educat.	Ministry Other	Prefectural	Municipal	Village or Town	Private	Male	Female	Co-ed.	Total
...ss	1	0	0	0	0	0	0	0	1	1
	0	0	0	0	0	1	1	0	0	1
	5	0	4	0	0	4	9	2	2	13
	1	0	0	0	0	0	1	0	0	1
	3	0	0	0	0	0	0	0	3	3
	10	0	4	0	0	5	11	2	6	19
...s	0	9	24	14	0	21	54	12	2	68
	0	0	38	1	0	8	47	0	0	47
	0	0	33	7	3	15	0	58	0	58
	0	22	0	49	147	77	123	65	107	295
	0	31	95	71	150	121	224	135	109	468
...s	3*	0	0	177	416	6	2	2	598	602
	0	0	0	3	0	20	0	0	23	23
	3	0	0	180	416	26	2	2	621	625
	0	0	3	0	0	0	0	0	3	3
...ls	0	0	0	0	0	57	8	42	7	57
	0	1	0	0	0	0	0	0	1	1
	0	1	3	0	0	57	8	42	11	61
	13	32	102	251	566	209	245	181	747	1173

Schools.

DECLASSIFIED E.O. 11652, Sec 3(E) and 5(D) or (E) NND [redacted] # 760050

FUKUOKA PREFECTURE

PART ONE

Summary Tables of Japanese Educational Institutions Showing Number and Students, Teachers, and Schools According to Level, Type, and Control J

DECLASSIFIED E.O. 11652, Sec 3(E) and 5(D) or (E) NND [redacted] 760050

PART ONE

Tables of Japanese Educational Institutions Showing Number and Percent of
, Teachers, and Schools According to Level, Type, and Control Jurisdiction

DECLASSIFIED E.O. 11652, Sec 3(E) and 5(D) or (E) NND [redacted] # 760050

FUKUOKA PREFECTURE

Table 1. Number of Educational Institutions by Lev

	ENROLLMENT #						TEACHERS X			
	30 April 1946			30 November 1946			30 April 1946			30
Higher Education	M	F	T	M	F	T	M	F	T	M
Imperial Univ.	3435	17	3452	3490	19	3509	279-12	-	291	273
Universities	-	-	-	219	-	219	3-2	-	5	14
Colleges	6500	551	7051	7800	528	8328	258-190	14	462	253
Higher Schools	703	-	703	903	-	903	37-5	-	42	38
Normal Schools	1232	672	1904	1556	778	2334	152-39	8-3	202	14
Total	11870	1240	13110	13968	1325	15293	729-248	22-3	1002	72
Secondary Education										
Vocational Schools	28594	7586	36180	27504	7382	34886	1259-191	128-5	1583	13
Middle Schools	40004	-	40004	39401	-	39401	1053-286	-	1339	11
Girls' High Schls	-	48362	48362	-	49369	49369	735-44	603-29	1411	79
Youth Schools	53684	24824	78508	53502	25402	78904	1252-266	505-39	2062	12
Total	122282	80772	203054	120407	82153	202560	4299-787	1236-73	6395	45
Elementary Education										
Elem.Schls Attached to Normal Schools	671	570	1241	693	607	1300	43-1	3-1	48	45
Elementary Schls	233471	225624	459095	238075	229462	467537	5173-1	6840-3	12017	54
Kindergartens	1133	1329	2462	1138	1375	2513	10	76-2	88	10
Total	235275	227523	462798	239906	231444	471350	5226-2	6919-6	12153	54
Special Schools										
Schools for the Blind & Deaf-Mute	206	165	371	207	165	372	13	19	32	14
Miscellaneous Schls	2880	6558	9438	3098	6272	9370	202-187	152-24	565	23
Juvenile Correction Schools	42	7	49	41	6	47	8	-	8	8
Total	3128	6730	9858	3346	6443	9789	223-187	171-24	605	25
Grand Total	372555	316265	688820	377627	321365	698992	10477-1224	8348-106	20155	10

These figures are not those for actual attendance on these dates, but those for enrollmen

X The number of both full and part-time teachers is indicated in this report. Where there separated by a hyphen, the second figure indicates the number of part-time teachers.

DECLASSIFIED E.O. 11652, Sec 3(E) and 5(D) or (E) NND [redacted] 760050

Table 1. Number of Educational Institutions by Level and Type

ENROLLMENT #						TEACHERS X				Number of Institutions			
46 -	30 November 1946		30 April 1946			-	30 November 1946						
T	M	F	T	M	F	T	M	F	T	M	F	Co-ed.	T
3452	3490	19	3509	279-12	-	291	273-16	-	289	-	-	1	1
-	219	-	219	3-2	-	5	14-5	-	19	1	-	-	1
7051	7800	528	8328	258-190	14	462	253-212	16-1	482	9	2	2	13
703	903	-	903	37-5	-	42	38-5	-	43	1	-	-	1
1904	1556	778	2334	152-39	8-3	202	146-41	11-4	202	-	-	3	3
13110	13968	1325	15293	729-248	22-3	1002	724-279	27-5	1035	11	2	6	19
36180	27504	7382	34886	1259-191	128-5	1583	1374-201	116-10	1701	54	12	2	68
40004	39401	-	39401	1053-286	-	1339	1115-253	-	1368	47	-	-	47
48362	-	49369	49369	735-44	603-29	1411	792-40	638-41	1511	-	58	-	58
78508	53502	25402	78904	1252-266	505-39	2062	1258-288	542-50	2138	123	65	107	295
203054	120407	82153	202560	4299-787	1236-73	6395	4539-782	1296-101	6718	224	135	109	468
1241	693	607	1300	43-1	3-1	48	45-1	5-2	53	-	-	3	3
459095	238075	229462	467537	5173-1	6840-3	12017	5412-1	6750-3	12166	2	2	595	599
2462	1138	1375	2513	10	76-2	88	10	68-2	80	-	-	23	23
462798	239906	231444	471350	5226-2	6919-6	12153	5467-2	6823-7	12299	2	2	621	625
371	207	165	372	13	19	32	14	17	31	-	-	3	3
9438	3098	6272	9370	202-187	152-24	565	234-192	153-27	606	8	42	7	57
49	41	6	47	8	-	8	8	-	8	-	-	1	1
9858	3346	6443	9789	223-187	171-24	605	256-192	170-27	645	8	42	11	61
5 688820	377627	321365	698992	10477-1224	8348-106	20155	10986-1255	8316-140	20697	245	181	747	1173

actual attendance on these dates, but those for enrollment on the school records as of these dates.
t-time teachers is indicated in this report. Where there are two numbers entered in the same column,
nd figure indicates the number of part-time teachers.

DECLASSIFIED E.O. 11652, Sec 3(E) and 5(D) or (E) NND [redacted] # 760050

FUKUOKA PREFECTURE

Table 2. Percent of Educational Institutions by Level and

	ENROLLMENT #						TEACHERS #				
	30 April 1946 -			30 November 1946			30 April 1946 -			30 November	
Higher Education	M	F	T	M	F	T	M	F	T	M	F
Imperial Universities	29.2	1.4	26.5	25	1.4	22.9	38.3-4.9	-	29	37.7-5.7	-
Universities	-	-	-	1.6	-	1.4	0.4-0.8	-	0.5	1.9-1.8	-
Colleges	54.4	44.5	53.4	55.8	39.9	54.5	35.4-76.6	63.6	46.1	34.9-76	5
Higher Schools	6	-	5.4	6.5	-	5.9	5.1-2	-	4.2	5.3-1.8	-
Normal Schools	10.4	54.1	14.7	11.1	58.7	15.3	20.8-15.7	36.4-100	20.2	20.2-14.7	4
Total	100	100	100	100	100	100	100-100	100-100	100	100-100	1
Percent of Gr. Tot.	3.2	0.4	1.9	3.7	0.4	2.2	7-20.2	0.3-2.8	5	6.6-22.2	0
Secondary Education											
Vocational Schools	23.4	9.4	17.8	22.9	9	17.2	29.3-24.3	10.4-6.9	24.8	30.3-25.7	9
Middle Schools	32.8	-	19.7	32.7	-	19.4	24.5-36.3	-	20.9	24.6-32.4	-
Girls' High Schools	-	59.9	23.8	-	60.1	24.4	17.1-5.6	48.8-39.7	22.1	17.4-5.1	4
Youth Schools	43.8	30.7	38.7	44.4	30.9	39.	29.1-33.8	40.8-53.4	32.2	27.7-36.8	4
Total	100	100	100	100	100	100	100-100	100-100	100	100-100	1
Percent of Gr. Tot.	32.8	25.5	29.5	31.9	25.6	29	41-64.3	14.8-68.9	31.7	41.3-62.3	1
Elementary Education											
Elem.Schls Attached to Normal Schools	0.3	0.2	0.3	0.3	0.3	0.3	0.8-50	0.04-20	0.4	0.8-50	0
Elementary Schools	99.2	99.2	99.2	99.2	99.1	99.2	99-50	98.86-50	98.9	99-50	9
Kindergartens	0.5	0.6	0.5	0.5	0.6	0.5	0.2	1.1-30	0.7	0.2	
Total	100	100	100	100	100	100	100-100	100-100	100	100-100	1
Percent of Gr. Tot.	63.2	72	67.2	63.5	72.1	67.5	49.9-0.2	82.9-5.7	60.3	49.8-0.2	8
Special Schools											
Schls for the Blind and Deaf-Mute	6.6	2.5	3.8	6.2	2.8	4	5.8	11.1	5.3	5.5	
Miscellaneous Schools	92.1	97.4	95.7	92.6	97.1	95.5	90.6-100	88.9-100	93.4	91.4-100	
Juvenile Correction Schools	1.3	0.1	0.5	1.2	0.1	0.5	3.6	-	1.3	3.1	
Total	100	100	100	100	100	100	100-100	100-100	100	100-100	1
Percent of Gr. Tot.	0.8	2.1	1.4	0.9	1.9	1.3	2.1-15.3	2-22.6	3	2.3-15.3	2
Grand Total	100	100	100	100	100	100	100-100	100-100	100	100-100	1

See footnote Table 1. X See footnote Table 1.

DECLASSIFIED E.O. 11652, Sec 3(E) and 5(D) or (E) NND [redacted] 760050

Table 2. Percent of Educational Institutions by Level and Type

ENROLLMENT #			TEACHERS #						Number of Institutions			
46 -	30 November 1946		30 April 1946		-	30 November 1946						
T	M	F	T	M	F	T	M	F	T	M	F	Co-ed.	T
26.5	25	1.4	22.9	38.3-4.9	-	29	37.7-5.7	-	27.9	-	-	20	5.3
-	1.6	-	1.4	0.4-0.8	-	0.5	1.9-1.8	-	1.8	9.1	-	-	5.3
53.4	55.8	39.9	54.5	35.4-76.6	63.6	46.1	34.9-76	59.3-20	46.6	81.8	100	30	68.4
5.4	6.5	-	5.9	5.1-2	-	4.2	5.3-1.8	-	4.2	9.1	-	-	5.3
14.7	11.1	58.7	15.3	20.8-15.7	36.4-100	20.2	20.2-14.7	40.7-80	19.5	-	-	50	15.7
100	100	100	100	100-100	100-100	100	100-100	100-100	100	100	100	100	100
1.9	3.7	0.4	2.2	7-20.2	0.3-2.8	5	6.6-22.2	0.3-3.6	5	4.5	1.1	0.8	1.6
17.8	22.9	9	17.2	29.3-24.3	10.4-6.9	24.8	30.3-25.7	9-9.9	25.3	24.1	8.9	1.8	14.5
19.7	32.7	-	19.4	24.5-36.3	-	20.9	24.6-32.4	-	20.4	21	-	-	10.1
23.8	-	60.1	24.4	17.1-5.6	48.8-39.7	22.1	17.4-5.1	49.2-[illegible]	22.5	-	43	-	12.4
38.7	44.4	30.9	39.	29.1-33.8	40.8-53.4	32.2	27.7-36.8	41.8-49.5	31.8	54.9	48.1	98.2	63
100	100	100	100	100-100	100-100	100	100-100	100-100	100	100	100	100	100
29.5	31.9	25.6	29	41-64.3	14.8-68.9	31.7	41.3-62.3	15.6-72.1	32.5	91.4	74.6	14.6	39.9
0.3	0.3	0.3	0.3	0.8-50	0.04-20	0.4	0.8-50	0.1-28.6	0.4	-	-	0.5	0.5
99.2	99.2	99.1	99.2	99-50	98.86-50	98.9	99-50	98.9-42.8	98.9	100	100	95.8	95.8
0.5	0.5	0.6	0.5	0.2	1.1-30	0.7	0.2	1-28.6	0.7	-	-	3.7	3.7
100	100	100	100	100-100	100-100	100	100-100	100-100	100	100	100	100	100
67.2	63.5	72.1	67.5	49.9-0.2	82.9-5.7	60.3	49.8-0.2	82.1-5	59.4	0.8	1.1	83.1	53.3
3.8	6.2	2.8	4	5.8	11.1	5.3	5.5	10	4.8	-	-	27.3	4.9
95.7	92.6	97.1	95.5	90.6-100	88.9-100	93.4	91.4-100	90-100	94	100	100	63.6	93.5
0.5	1.2	0.1	0.5	3.6	-	1.3	3.1	-	1.2	-	-	9.1	1.6
100	100	100	100	100-100	100-100	100	100-100	100-100	100	100	100	100	100
1.4	0.9	1.9	1.3	2.1-15.3	2-22.6	3	2.3-15.3	2-19.3	3.1	3.3	23.2	1.5	5.2
100	100	100	100	100-100	100-100	100	100-100	100-100	100	100	100	100	100

footnote Table 1.

DECLASSIFIED E.O. 11652, Sec 3(E) and 5(D) or (E) NND# 760050

FUKUOKA PREFECTURE

Table 3. Number of Educational Institutions by Control

	ENROLLMENT #						TEACHERS X			
	30 April 1946 -			30 November 1946			30 April 1946 -			30 No
	M	F	T	M	F	T	M	F	T	M
Ministry of Educ.										
Higher Education	8358	690	9048	9442	798	10240	604-170	8-3	785	597-1
Elem. Education	671	570	1241	693	607	1300	43-1	3-1	48	45-1
Total	9029	1260	10289	10135	1405	11540	647-171	11-4	833	642-1
Prefectural Schools										
Higher Education	1351	418	1769	1811	399	2210	62-60	8	130	66-69
Secondary Educ.	48231	31850	80081	47284	32300	79584	1928-376	368-12	2684	2087-
Special Schools	206	165	371	207	165	372	13	19	32	14
Total	49788	32433	82221	49302	32864	82166	2003-436	395-12	2846	2167-
Municipal Schools										
Secondary Educ.	13700	9986	23686	13141	9779	22920	578-62	184-19	843	587-7
Elem. Education	87339	83474	170813	89439	85420	174859	1861-1	2612-3	4477	1888-
Total	101039	93460	194499	102580	95199	197779	2439-63	2796-22	5320	2475-
Village or Town Schls										
Secondary Educ.	27316	18620	45936	27521	19198	46719	611-26	375-21	1033	627-2
Elem. Education	143705	139751	283456	146097	141543	287640	3228	4180	7408	3437
Total	171021	158371	329392	173618	160741	334359	3839-26	4555-21	8441	4064
Private Schools										
Higher Educucation	2161	132	2293	2715	128	2843	63-18	6	87	61-4
Secondary Educ.	25430	20251	45681	24800	20811	45611	892-305	298-21	1516	940-
Elem. Education	3560	3728	7288	3677	3874	7551	94	124-2	220	97
Special Schools	2880	6558	9438	3098	6272	9370	202-187	152-24	565	234-
Total	34031	30669	64700	34290	31085	65375	1251-510	580-47	2388	1332
Schls under Other Ministries										
Secondary Educ.	7605	65	7670	7661	65	7726	290-18	11	319	298-
Special Schools	42	7	49	41	6	47	8	-	8	8
Total	7647	72	7719	7702	71	7773	298-18	11	327	306-
Grand Total	372555	316265	688820	377627	321365	698992	10477-1224	8348-106	20155	1098

See footnote Table 1. X See footnote Table 1.

DECLASSIFIED E.O. 11652, Sec 3(E) and 5(D) or (E) NND [redacted] # 760050

Table 3. Number of Educational Institutions by Control and Level

ENROLLMENT #				TEACHERS #						Number of Institutions			
-	30 November 1946			30 April 1946		-	30 November 1946						
T	M	F	T	M	F	T	M	F	T	M	F	Co-ed.	T
9048	9442	798	10240	604-170	8-3	785	597-166	11-4	778	5	-	5	10
1241	693	607	1300	43-1	3-1	48	45-1	5-2	53	-	-	3	3
10289	10135	1405	11540	647-171	11-4	833	642-167	16-6	831	5	-	8	13
1769	1811	399	2210	62-60	8	130	66-69	10	145	2	1	1	4
80081	47284	32300	79584	1928-376	368-12	2684	2087-347	387-25	2846	61	33	1	95
371	207	165	372	13	19	32	14	17	31	-	-	3	3
82221	49302	32864	82166	2003-436	395-12	2846	2167-416	414-25	3022	63	34	5	102
23686	13141	9779	22920	578-62	184-19	843	587-76	194-19	876	32	23	16	71
170813	89439	85420	174859	1861-1	2612-3	4477	1888-1	2582-3	4474	2	2	176	180
194499	102580	95199	197779	2439-63	2796-22	5320	2475-77	2776-22	5350	34	25	192	251
45936	27521	19198	46719	611-26	375-21	1033	627-27	397-24	1075	37	44	69	150
283456	146097	141543	287640	3228	4180	7408	3437	4117	7554	-	-	416	416
329392	173618	160741	334359	3839-26	4555-21	8441	4064-27	4514-24	8629	37	44	485	566
2293	2715	128	2843	63-18	6	87	61-44	6-1	112	4	1	-	5
45681	24800	20811	45611	892-305	298-21	1516	940-314	307-33	1594	65	33	23	121
7288	3677	3874	7551	94	124-2	220	97	119-2	218	-	-	26	26
9438	3098	6272	9370	202-187	152-24	565	234-192	153-27	606	8	42	7	57
64700	34290	31085	65375	1251-510	580-47	2388	1332-550	585-63	2530	77	76	56	209
7670	7661	65	7726	290-18	11	319	298-18	11	327	29	2	-	31
49	41	6	47	8	-	8	8	-	8	-	-	1	1
7719	7702	71	7773	298-18	11	327	306-18	11	335	29	2	1	32
688820	377627	321365	698992	10477-1224	8348-106	20155	10986-1255	8316-140	20697	245	181	747	1173

footnote Table 1.

DECLASSIFIED E.O. 11652, Sec 3(E) and 5(D) or (E) NND [redacted] # 760050

FUKUOKA PREFECTURE

Table 4. Percent of Educational Institutions by Control a

	ENROLLMENT #						TEACHERS X			
	30 April 1946 -			30 November 1946			30 April 1946 -			30 Novembe
Ministry of Education	M	F	T	M	F	T	M	F	T	M
Higher Education	92.6	54.8	88	6.8	56.8	88.7	93.4-99.4	72.7-75	94.2	93-98.5
Elementary Education	7.4	45.2	12	93.2	43.2	11.3	6.6-0.6	27.3-25	5.8	7-1.5
Total	100	100	100	100	100	100	100-100	100-100	100	100-100
Percent of Gr. Tot.	2.4	0.4	1.5	2.7	0.5	1.6	6.2-14	0.1-3.8	4.2	5.9-13.3
Prefectural Schools										
Higher Education	2.7	1.3	2.2	3.7	1.2	2.7	3.1-13.8	2	4.5	3.1-16.5
Secondary Education	96.9	98.2	97.3	95.8	98.3	96.8	96.3-86.2	93.2-100	94.4	96.2-83.5
Special Schools	0.4	0.5	0.5	0.5	0.5	0.5	0.6	4.8	1.1	0.7
Total	100	100	100	100	100	100	100-100	100-100	100	100-100
Percent of Gr. Total	13.4	10.2	12	13	10.2	11.8	19.1-35.6	4.7-11.3	14.1	19.7-33.2
Municipal Schools										
Secondary Education	13.6	10.7	12.2	12.3	10.3	11.6	23.7-98.4	6.6-86.4	15.9	23.8-98.7
Elementary Education	86.4	89.3	87.8	87.2	89.7	88.4	76.3-1.6	93.4-13.6	84.1	76.2-1.3
Total	100	100	100	100	100	100	100-100	100-100	100	100-100
Percent of Gr. Total	27.1	29.6	23.3	27.2	29.6	28.3	23.3-5.1	33.5-20.8	26.4	22.5-6.1
Village or Town Schools										
Secondary Education	16	11.8	13.9	15.8	11.9	14	15.9-100	8.2-100	12.2	15.5-100
Elementary Education	84	88.2	86.1	84.2	88.1	86	84.1	91.8	87.8	84.5
Total	100	100	100	100	100	100	100-100	100-100	100	100-100
Percent of Gr. Total	45.9	50	47.7	46	50	47.9	36.6-2.1	54.6-19.8	41.9	37-2.1
Private Schools										
Higher Education	6.1	0.4	3.3	7.9	0.4	4.4	5-3.5	1	3.7	4.6-8
Secondary Education	75.1	66.1	70.8	72.4	68	70.3	71.3-59.9	51.4-44.7	63.4	70.5-57.1
Elementary Education	10.4	12.1	11.3	10.7	12.7	11.6	7.5	21.4-4.3	9.2	7.3
Special Schools	8.4	21.4	14.6	9	18.9	13.7	16.2-36.6	26.2-51	23.7	17.6-34.9
Total	100	100	100	100	100	100	100-100	100-100	100	100-100
Percent of Gr. Total	9.1	9.7	9.4	9.1	9.6	9.3	12-41.7	7-44.3	11.8	12.1-43.8
Schls under Other Min.										
Secondary Education	99.5	90.3	99.4	99.5	91.5	99.4	97.3-100	100	97.5	97.4-100
Special Schools	0.5	9.7	0.6	0.5	8.5	0.6	2.7	-	2.5	2.6
Total	100	100	100	100	100	100	100-100	100	100	100-100
Percent of Gr. Total	2.1	0.1	1.1	2	0.1	1.1	2.8-1.5	0.1	1.6	2.8-1.5
Grand Total	100	100	100	100	100	100	100-100	100-100	100	100-100

See footnote Table 1. X See footnote Table 1.

DECLASSIFIED E.O. 11652, Sec 3(E) and 5(D) or (E) NND [redacted] # 760050

Table 4. Percent of Educational Institutions by Control and Level

ENROLLMENT #				TEACHERS X						Number of Institutions			
46 - 30 November 1946				30 April 1946 -		30 November 1946							
T	M	F	T	M	F	T	M	F	T	M	F	Co-ed.	T
88	6.8	56.8	88.7	93.4-99.4	72.7-75	94.2	93-98.5	68.7-66.7	93.6	100	-	62.5	76.9
12	93.2	43.2	11.3	6.6-0.6	27.3-25	5.8	7-1.5	31.3-33.3	6.4	-	-	37.5	23.1
100	100	100	100	100-100	100-100	100	100-100	100-100	100	100	-	100	100
1.5	2.7	0.5	1.6	6.2-14	0.1-3.8	4.2	5.9-13.3	0.2-4.3	4	2.1	-	1.1	1.1
2.2	3.7	1.2	2.7	3.1-13.8	2	4.5	3.1-16.5	2.4	4.8	3.2	2.9	20	3.9
97.3	95.8	98.3	96.8	96.9-86.2	93.2-100	94.4	96.2-83.5	93.5-100	94.2	96.8	97.1	20	93.2
0.5	0.5	0.5	0.5	0.6	4.8	1.1	0.7	4.1	1	-	-	60	2.9
100	100	100	100	100-100	100-100	100	100-100	100-100	100	100	100	100	100
12	13	10.2	11.8	19.1-35.6	4.7-11.3	14.1	19.7-33.2	5-17.9	14.6	25.7	18.6	0.7	8.7
12.2	12.8	10.3	11.6	23.7-98.4	6.6-86.4	15.9	23.8-98.7	7-86.4	16.4	94.1	92	8.3	28.3
87.8	87.2	89.7	88.4	76.3-1.6	93.4-13.6	84.1	76.2-1.3	93-13.6	83.6	5.9	8	91.7	71.7
100	100	100	100	100-100	100-100	100	100-100	100-100	100	100	100	100	100
23.3	27.2	29.6	28.3	23.3-5.1	33.5-20.8	26.4	22.5-6.1	33.4-15.7	25.9	13.9	13.8	25.6	21.4
13.9	15.8	11.9	14	15.9-100	8.2-100	12.2	15.5-100	8.8-100	12.4	100	100	14.2	26.4
86.1	84.2	88.1	86	84.1	91.8	87.8	84.5	91.2	87.6	-	-	85.8	73.6
100	100	100	100	100-100	100-100	100	100-100	100-100	100	100	100	100	100
47.7	46	50	47.9	36.6-2.1	54.6-19.8	41.9	37-2.1	54.3-17.1	41.7	15.1	24.4	65	48.3
3.3	7.9	0.4	4.4	5-3.5	1	3.7	4.6-8	1-1.6	4.4	5.2	1.3	-	2.4
70.8	72.4	68	70.3	71.3-59.9	51.4-44.7	63.4	70.5-57.1	52.5-52.4	63.1	84.4	43.4	41.1	57.9
11.3	10.7	12.7	11.6	7.5	21.4-4.3	9.2	7.3	20.4-3.1	8.6	-	-	46.4	12.4
14.6	9	18.9	13.7	16.2-36.6	26.2-51	23.7	17.6-34.9	26.1-42.9	23.9	10.4	55.3	12.5	27.3
100	100	100	100	100-100	100-100	100	100-100	100-100	100	100	100	100	100
9.4	9.1	9.6	9.3	12-41.7	7-44.3	11.8	12.1-43.8	7-45	12.2	31.4	42.1	7.5	17.8
99.4	99.5	91.5	99.4	97.3-100	100	97.5	97.4-100	100	97.6	100	100	-	96.9
0.6	0.5	8.5	0.6	2.7	-	2.5	2.6	-	2.4	-	-	100	3.1
100	100	100	100	100-100	100	100	100-100	100	100	100	100	100	100
1.1	2	0.1	1.1	2.8-1.5	0.1	1.6	2.8-1.5	0.1	1.6	11.8	1.1	0.1	2.7
100	100	100	100	100-100	100-100	100	100-100	100-100	100	100	100	100	100

Footnote Table 1.

DECLASSIFIED E.O. 11652, Sec 3(E) and 5(D) or (E) NND [redacted] # 760050

FUKUOKA PREFECTURE

Table 5. Number of Educational Institutions by Level and C

	ENROLLMENT #						TEACHERS X		
	30 April 1946 -			30 November 1946			30 April 1946 -		
	M	F	T	M	F	T	M	F	T
Higher Education									
Ministry of Education	8358	690	9048	9442	798	10240	604-170	8-3	785
Prefectural Schools	1351	418	1769	1811	399	2210	62-60	8	130
Private Schools	2161	132	2293	2715	128	2843	63-18	6	87
Total	11870	1240	13110	13968	1325	15293	729-248	22-3	1002
Secondary Education									
Prefectural Schools	48231	31850	80081	47284	32300	79584	1928-376	368-12	2684
Municipal Schools	13700	9986	23686	13141	9779	22920	578-62	184-19	843
Vill. or Town Schools	27316	18620	45936	27521	19198	46719	611-26	375-21	1033
Private Schools	25430	20251	45681	24800	20811	45611	892-305	298-21	1516
Schls. Under Other Min.	7605	65	7670	7661	65	7726	290-18	11	319
Total	122282	80772	203054	120407	82153	202560	4299-787	1236-73	6395
Elementary Education									
Ministry of Education	671	570	1241	693	607	1300	43-1	3-1	48
Municipal Schools	87339	83474	170813	89439	85420	174859	1861-1	2612-3	4477
Vill. or Town Schools	143705	139751	283456	146097	141543	287640	3228	4180	7408
Private Schools	2560	3728	7288	3677	3874	7551	94	124-2	220
Total	235275	227523	462798	239906	231444	471350	5226-2	6919-6	12153
Special Schools									
Prefectural Schools	206	165	371	207	165	372	13	19	32
Private Schools	2880	6558	9438	3098	6272	9370	202-187	152-24	565
Schls. Under Other Min.	42	7	49	41	6	47	8		8
Total	3128	6730	9858	3346	6443	9789	223-187	171-24	605
Grand Total	372555	316265	688820	377627	321365	698992	10477-1224	8348-106	20155

See footnote, Table 1. X See footnote, Table 1.

DECLASSIFIED E.O. 11652, Sec 3(E) and 5(D) or (E) NND [redacted] # 760050

Table 5. Number of Educational Institutions by Level and Control

ENROLLMENT #				TEACHERS X						Number of Institutions			
1946 -	30 November 1946			30 April 1946 -			30 November 1946						
	T	M	F	T	M	F	T	M	F	T	M	F	Co-ed.	T
	9048	9442	798	10240	604-170	8-3	785	597-166	11-4	778	5	0	5	10
0	1769	1811	399	2210	62-60	8	130	66-69	10	145	2	1	1	4
8	2293	2715	128	2843	63-18	6	87	61-44	6-1	112	4	1		5
2	13110	13968	1325	15293	729-248	22-3	1002	724-279	27-5	1035	11	2	6	19
40														
850	80081	47284	32300	79584	1928-376	368-12	2684	2087-347	387-25	2846	61	33	1	95
86	23686	13141	9779	22920	578-62	184-19	843	587-76	194-19	876	32	23	16	71
620	45936	27521	19198	46719	611-26	375-21	1033	627-27	397-24	1075	37	44	69	150
251	45681	24800	20811	45611	892-305	298-21	1516	940-314	307-33	1594	65	33	23	121
5	7670	7661	65	7726	290-18	11	319	298-18	11	327	29	2		31
772	203054	120407	82153	202560	4299-787	1236-73	6395	4539-782	1296-101	6718	224	135	109	468
70	1241	693	607	1300	43-1	3-1	48	45-1	5-2	53			3	3
474	170813	89439	85420	174859	1861-1	2612-3	4477	1888-1	2582-3	4474	2	2	176	180
9751	283456	146097	141543	287640	3228	4180	7408	3437	4117	7554			416	416
728	7288	3677	3874	7551	94	124-2	220	97	119-2	218			26	26
27523	462798	239906	231444	471350	5226-2	6919-6	12153	5467-2	6823-7	12299	2	2	621	625
65	371	207	165	372	13	19	32	14	17	31			3	3
558	9438	3098	6272	9370	202-187	152-24	565	234-192	153-27	606	8	42	7	57
	49	41	6	47	8		8	8		8			1	1
730	9858	3346	6443	9789	223-187	171-24	605	256-192	170-27	645	8	42	11	61
16265	688820	377627	321365	698992	10477-1224	8348-106	20155	10986-1255	8316-140	20697	245	181	747	1173

See footnote, Table 1.

DECLASSIFIED E.O. 11652, Sec 3(E) and 5(D) or (E) NND [redacted] # 760050

FUKUOKA PREFECTURE

Table 6. Percent of Educational Institutions by Level

	ENROLLMENT #						TEACHERS X				
	30 Apr. 1946 - 30 Nov. 1946						30 April 1946 -			30 November 1	
Higher Education	M	F	T	M	F	T	M	F	T	M	F
Ministry of Education	71	55.7	69.5	67.6	60.2	67	82.9-68.5	36.4-100	78.3	82.5-59.5	40.
Prefectural Schools	11.5	33.7	13.6	13	30.1	14.4	8.5-24.2	36.4	13	9.1-24.7	37
Private Schools	17.5	10.6	16.9	19.4	9.7	18.6	8.6-7.3	27.2	8.7	8.4-15.8	22.
Total	100	100	100	100	100	100	100-100	100-100	100	100-100	100
Percent of Gr. Tot.	3.2	0.4	1.9	3.7	0.4	2.2	7-20.2	0.3-2.8	5	6.6-22.2	0.3
Secondary Education											
Prefectural Schools	39.5	39.4	39.4	39.3	39.3	39.3	44.9-47.8	29.8-16.4	42	46-44.3	29.
Municipal Schools	11.2	12.4	11.7	10.9	11.9	11.3	13.4-7.9	14.9-26	13.2	12.9-9.7	15-
Village or Town Schls	22.3	23	22.6	22.9	23.4	23.1	14.2-3.3	30.3-28.8	16.1	13.8-3.5	30.
Private Schools	20.8	25.1	22.5	20.5	25.3	22.5	20.8-38.7	24.1-28.8	23.7	20.7-40.2	23.
Schls under Other Min.	6.2	0.1	3.8	6.4	0.1	3.8	6.7-2.3	0.9	5	6.6-2.3	0.6
Total	100	100	100	100	100	100	100-100	100-100	100	100-100	100
Percent of Gr. Tot.	32.8	25.5	29.5	31.9	25.6	29	41-64.3	14.8-68.9	31.7	41.3-62.3	15.
Elementary Education											
Ministry of Education	0.3	0.3	0.3	0.3	0.3	0.3	0.8-50	0.05-16.7	0.4	0.8-50	0.1
Municipal Schools	37.1	36.7	36.9	37.3	36.9	37.1	35.6-50	37.75-50	36.8	34.5-50	37.
Village or Town Schls	61.1	61.4	61.2	60.9	61.1	61	61.8	60.41	61	62.9	60.
Private Schools	1.5	1.6	1.6	1.5	1.7	1.6	1.8	1.79-33.3	1.8	1.8	1.8
Total	100	100	100	100	100	100	100-100	100-100	100	100-100	100
Percent of Gr. Tot.	63.2	72	67.2	63.5	72.1	67.5	49.9-0.2	82.9-5.7	60.3	49.8-0.2	82
Special Schools											
Prefectural Schools	6.6	2.5	3.8	6.2	2.8	4	5.8	11.1	5.3	5.5	10
Private Schools	92.1	97.4	95.7	92.6	97.1	95.5	90.6-100	88.9-100	93.4	91.4-100	90-
Schools under Other Ministries	1.3	0.1	0.5	1.2	0.1	0.5	3.6	-	1.3	3.1	-
Total	100	100	100	100	100	100	100-100	100-100	100	100-100	10
Percent of Gr. Tot.	0.8	2.1	1.4	0.9	1.9	1.3	2.1-15.3	2-22.6	3	2.3-15.3	2.
Grand Total	100	100	100	100	100	100	100-100	100-100	100	100-100	10

See footnote Table 1. X See footnote Table 1.

DECLASSIFIED E.O. 11652, Sec 3(E) and 5(D) or (E) NND# 760050

Table 6. Percent of Educational Institutions by Level and Control

ENROLLMENT #			TEACHERS X							Number of Institutions			
1946 - 30 Nov. 1946			30 April 1946 -			30 November 1946							
T	M	F	T	M	F	T	M	F	T	M	F	Co-ed.	T
69.5	67.6	60.2	67	82.9-68.5	36.4-100	78.3	82.5-59.5	40.8-80	75.2	45.4	-	83.3	52.6
13.6	13	30.1	14.4	8.5-24.2	36.4	13	9.1-24.7	37	14	18.2	50	16.7	21.1
16.9	19.4	9.7	18.6	8.6-7.3	27.2	8.7	8.4-15.8	22.2-20	10.8	36.4	50	-	26.3
100	100	100	100	100-100	100-100	100	100-100	100-100	100	100	100	100	100
1.9	3.7	0.4	2.2	7-20.2	0.3-2.8	5	6.6-22.2	0.3-3.6	5	4.5	1.1	0.8	1.6
39.4	39.3	39.3	39.3	44.9-47.8	29.8-16.4	42	46-44.3	29.9-24.7	42.4	27.2	24.5	0.9	20.3
11.7	10.9	11.9	11.3	13.4-7.9	14.9-26	13.2	12.9-9.7	15-18.8	13.1	14.3	17	14.7	15.2
22.6	22.9	23.4	23.1	14.2-3.3	30.3-28.8	16.1	13.8-3.5	30.6-23.8	16	16.5	32.6	63.3	32
22.5	20.5	25.3	22.5	20.8-38.7	24.1-28.8	23.7	20.7-40.2	23.7-32.7	23.7	29	24.5	21.1	25.9
3.8	6.4	0.1	3.8	6.7-2.3	0.9	5	6.6-2.3	0.8	4.8	13	1.4	-	6.6
100	100	100	100	100-100	100-100	100	100-100	100-100	100	100	100	100	100
29.5	31.9	25.6	29	41-64.3	14.8-68.9	31.7	41.3-62.3	15.5-72.1	32.5	91.4	74.6	14.6	39.9
0.3	0.3	0.3	0.3	0.8-50	0.05-16.7	0.4	0.8-50	0.1-28.6	0.4	-	-	0.5	0.48
36.9	37.3	36.9	37.1	35.6-50	37.75-50	36.8	34.5-50	37.8-42.8	36.4	100	100	28.3	28.8
61.2	60.9	61.1	61	61.8	60.41	61	62.9	60.9	61.4	-	-	67	66.56
1.6	1.5	1.7	1.6	1.8	1.79-33.3	1.8	1.8	1.8-28.6	1.8	-	-	4.2	4.16
100	100	100	100	100-100	100-100	100	100-100	100-100	100	100	100	100	100
67.2	63.5	72.1	67.5	49.9-0.2	82.9-5.7	60.3	49.8-0.2	82.1-5	59.4	0.8	1.1	83.1	53.3
3.8	6.2	2.8	4	5.8	11.1	5.3	5.5	10	4.8	-	-	27.3	4.9
95.7	92.6	97.1	95.5	90.6-100	88.9-100	93.4	91.4-100	90-100	94	100	100	63.6	93.5
0.5	1.2	0.1	0.5	3.6	-	1.3	3.1	-	1.2	-	-	9.1	1.6
100	100	100	100	100-100	100-100	100	100-100	100-100	100	100	100	100	100
1.4	0.9	1.9	1.3	2.1-15.3	2-22.6	3	2.3-15.3	2.1-19.3	3.1	3.3	23.2	1.5	5.2
100	100	100	100	100-100	100-100	100	100-100	100-100	100	100	100	100	100

e footnote Table 1.

DECLASSIFIED E.O. 11652, Sec 3(E) and 5(D) or (E) NND [redacted] # 760050

FUKUOKA PREFECTURE

PART TWO

Summary Tables of Japanese Educational Institutions Showing Number of Stu

and Schools According to Control Jurisdiction, Level, and Type

DECLASSIFIED E.O. 11652, Sec 3(E) and 5(D) or (E) NND [redacted] # 760050

PART TWO

es of Japanese Educational Institutions Showing Number of Students, Teachers,

d Schools According to Control Jurisdiction, Level, and Type

DECLASSIFIED E.O. 11652, Sec 3(E) and 5(D) or (E) NND [redacted] # 760050

FUKUOKA PREFECTURE

Table 7. Schools under the Ministry of Education by Level and T

	ENROLLMENT #							
	30 April 1946		-	30 November 1946			30 April 1946	
	M	F	T	M	F	T	M	F
Higher Education (Koto Kyoiku)								
Imp. Univ. (Teikoku Daigaku)								
Co-ed. Imperial Universities								
(Danjo Kyogaku Teikoku Daigaku)	3435	17	3452	3490	19	3509	279-12	-
Colleges (Semmon Gakko)								
Colleges for Males								
(Danshi Semmon Gakko)	2568	-	2568	3058	-	3058	120-48	-
Co-educational Colleges								
(Danjo Kyogaku Semmon Gakko)	420	1	421	435	1	436	16-66	-
Total - Colleges	2988	1	2989	3493	1	3494	136-114	-
Higher Schools (Koto Gakko)	703	-	703	903	-	903	37-5	-
Normal Schools (Shihan Gakko)								
Co-educational Normal Schools								
(Danjo Kyogaku Shihan Gakko)	1232	672	1904	1556	778	2334	152-39	8-3
Total - Higher Education	8358	690	9048	9442	798	10240	604-170	8-3
Elementary Education (Shoto Kyoiku)								
Elementary Schools (Sho Gakko)								
Attached to Normal Schools	671	570	1241	693	607	1300	43-1	3-1
Total - Elementary Education	671	570	1241	693	607	1300	43-1	3-1
Total - Ministry of Education Schools	9029	1260	10289	10135	1405	11540	647-171	11-4

See footnote Table 1. X See footnote Table 1.

DECLASSIFIED E.O. 11652, Sec 3(E) and 5(D) or (E) NND [redacted] # 760050

ble 7. Schools under the Ministry of Education by Level and Type

ENROLLMENT #					TEACHERS X					
pril 1946 -		30 November 1946			30 April 1946 -			30 November 1946		
F	T	M	F	T	M	F	T	M	F	T
17	3452	3490	19	3509	279-12	-	291	273-16	-	289
-	2568	3058	-	3058	120-48	-	168	126-46	-	172
1	421	435	1	436	16-66	-	82	14-58	-	72
1	2989	3493	1	3494	136-114	-	250	140-104	-	244
-	703	903	-	903	37-5	-	42	38-5	-	43
672	1904	1556	778	2334	152-39	8-3	202	146-41	11-4	202
690	9048	9442	798	10240	604-170	8-3	785	597-166	11-4	778
570	1241	693	607	1300	43-1	3-1	48	45-1	5-2	53
570	1241	693	607	1300	43-1	3-1	48	45-1	5-2	53
1260	10289	10135	1405	11540	647-171	11-4	833	642-167	16-6	831

e Table 1.

DECLASSIFIED E.O. 11652, Sec 3(E) and 5(D) or (E) NND# 760050

FUKUOKA PREFECTURE

Table 8. Schools under Prefectural Juri

	ENROLLMENT #						
	30 April 1946 -			30 November 1946			30
	M	F	T	M	F	T	M
Higher Education (Koto Kyoiku)							
Colleges (Semmon Gakko)							
Colleges for Males (Danshi Semmon Gakko)	1351	-	1351	1537	-	1537	50-
Colleges for Females (Joshi Semmon Gakko)	-	418	418	-	394	394	12-
Co-educational Colleges (Danjo Kyogaku Semmon Gakko)	-	-	-	274	5	279	-
Total - Colleges	1351	418	1769	1811	399	2210	62-
Total - Higher Education	1351	418	1769	1811	399	2210	62-
Secondary Education (Chuto Kyoiku)							
Vocational Schools (Jitsugyo Gakko)							
Industrial Schools (Kogyo Gakko)							
Industrial Schools for Males (Danshi Kogyo Gakko)	6948	-	6948	6608	-	6608	306
Agricultural Schools (No Gakko)							
Agricultural Schools for Males (Danshi No Gakko)	7051	-	7051	6854	-	6854	260
Co-ed. Agricultural Schools (Danjo Kyogaku No Gakko)	332	290	622	314	289	603	22-
Total - Agricultural Schools	7383	290	7673	7168	289	7457	282
Total - Vocational Schools	14331	290	14621	13776	289	14065	588
Middle Schools (Chu Gakko)	33900	-	33900	33508	-	33508	869
Girls' High Schools (Koto Jo Gakko)	-	31560	31560	-	32011	32011	471
Total - Secondary Education	48231	31850	80081	47284	32300	79584	192
Special Schools (Tokushu Gakko)							
Schools for the Blind (Mo Gakko)							
Co-educational Schools for the Blind (Danjo Kyogaku Mo Gakko)	206	165	371	207	165	372	13
Total - Special Schools	206	165	371	207	165	372	13
Total - Prefectural Schools	49788	32433	82221	49302	32864	82166	200

See footnote Table 1. X See footnote Table 1.

DECLASSIFIED E.O. 11652, Sec 3(E) and 5(D) or (E) NND [redacted] # 760050

Table 8. Schools under Prefectural Jurisdiction by Level and Type

ENROLLMENT #						TEACHERS X					
30 April 1946 -			30 November 1946			30 April 1946 -			30 November 1946		
M	F	T	M	F	T	M	F	T	M	F	T
1351	-	1351	1537	-	1537	50-40	-	90	45-50	-	95
-	418	418	-	394	394	12-20	8	40	13-19	10	42
-	-	-	274	5	279	-	-	-	8	-	8
1351	418	1769	1811	399	2210	62-60	8	130	66-69	10	145
1351	418	1769	1811	399	2210	62-60	8	130	66-69	10	145
ku)											
Gakko)											
akko)											
les											
6948	-	6948	6608	-	6608	306-80	-	386	352-88	-	440
kko)											
Males											
7051	-	7051	6854	-	6854	260-1	-	261	289-2	-	291
ls											
332	290	622	314	289	603	22-1	5	28	23-1	4	28
hools 7383	290	7673	7168	289	7457	282-2	5	289	312-3	4	319
ols 14331	290	14621	13776	289	14065	588-82	5	675	664-91	4	759
33900	-	33900	33508	-	33508	869-269	-	1138	932-239	-	1171
Gakko) -	31560	31560	-	32011	32011	471-25	363-12	871	491-17	383-25	916
48231	31850	80081	47284	32300	79584	1928-376	368-12	2684	2087-347	387-25	2846
ko)											
the											
ko) 206	165	371	207	165	372	13	19	[illegible]	14	17	31
206	165	371	207	165	372	13	19	[illegible]	14	17	31
ls 49788	32433	82221	49302	32864	82166	2003-436	395-12	2846	2167-416	414-25	3022

See footnote Table 1.

DECLASSIFIED E.O. 11652, Sec 3(E) and 5(D) or (E) NND [redacted] # 760050

FUKUOKA PREFECTURE

Table 9. Schools under Municipal Jurisdiction by Level a

ENROLLMENT #

	30 April 1946		-	30 November 1946			30 April
Secondary Education (Chuto Kyoiku)	M	F	T	M	F	T	M
Vocational Schools (Jitsugyo Gakko)							
Commercial Schools (Shogyo Gakko)							
Commercial Schools for Males (Danshi Shogyo Gakko)	3948	-	3948	3842	-	3842	145-5
Co-educational Commercial Schools (Danjo Kyogaku Shogyo Gakko)	552	462	1014	536	427	963	28
Total - Commercial Schools	4500	462	4962	4378	427	4805	173-5
Industrial Schools (Kogyo Gakko)							
Industrial Schools for Males (Danshi Kogyo Gakko)	1762	-	1762	1632	-	1632	79-4
Special Kinds of Vocational Schools (Tokushu Jitsugyo Gakko)							
Spec. Kinds of Voc. Schls for Males (Danshi Tokushu Jitsugyo Gakko)	776	-	776	746	-	746	21-14
Total - Vocational Schools	7038	462	7500	6756	427	7183	273-23
Middle Schools (Chu Gakko)	97	-	97	81	-	81	11
Girls' High Schools (Koto Jo Gakko)	-	4723	4723	-	4680	4680	77-4
Youth Schools (Seinen Gakko)							
Youth Schools for Males (Danshi Seinen Gakko)	3889	-	3889	3859	-	3859	111-8
Youth Schools for Females (Joshi Seinen Gakko)	-	3822	3822	-	3564	3564	23-11
Co-educational Youth Schools (Danjo Kyogaku Seinen Gakko)	2676	979	3655	2445	1108	3553	83-16
Total - Youth Schools	6565	4801	11366	6304	4672	10976	217-35
Total - Secondary Education	13700	9986	23686	13141	9779	22920	578-62

Cont'd on next page.

See footnote Table 1. X See footnote Table 1.

DECLASSIFIED E.O. 11652, Sec 3(E) and 5(D) or (E) NND [redacted] # 760050

Table 9. Schools under Municipal Jurisdiction by Level and Type

	ENROLLMENT #					TEACHERS X					
	30 April 1946			30 November 1946			30 April 1946			30 November 1946		
	M	F	T	M	F	T	M	F	T	M	F	T
s	3948	-	3948	3842	-	3842	145-5	-	150	144-11	-	155
	552	462	1014	536	427	963	28	4	32	30-2	4	36
	4500	462	4962	4378	427	4805	173-5	4	182	174-13	4	191
s	1762	-	1762	1632	-	1632	79-4	1	84	88-4	1	93
les	776	-	776	746	-	746	21-14	-	35	21-16	-	37
	7038	462	7500	6756	427	7183	273-23	5	301	283-33	5	321
	97	-	97	81	-	81	11	-	11	9	-	9
	-	4723	4723	-	4680	4680	77-4	69-2	152	89-5	69-2	165
	3889	-	3889	3859	-	3859	111-8	-	119	98-8	-	106
	-	3822	3822	-	3564	3564	23-11	85-9	128	25-12	92-9	138
	2676	979	3655	2445	1108	3553	83-16	25-8	132	83-18	28-8	137
	6565	4801	11366	6304	4672	10976	217-35	110-17	379	206-38	120-17	381
	13700	9986	23686	13141	9779	22920	578-62	184-19	843	587-76	194-19	876

ote Table 1.

DECLASSIFIED E.O. 11652, Sec 3(E) and 5(D) or (E) NND [redacted] # 760050

FUKUOKA PREFECTURE Table 9. Schools under Municipal Jurisdiction by Level and Control

	ENROLLMENT #						
	30 April 1946			30 November 1946			30
	M	F	T	M	F	T	M
Elementary Education (Shoto Kyoiku)							
Elementary Schools for Males (Danshi Sho Gakko)	996	-	996	916	-	916	41
Elementary Schools for Females (Joshi Sho Gakko)	-	696	696	-	672	672	16
Co-educational Elementary Schools (Danjo Kyogaku Sho Gakko)	86117	82544	168661	88268	84484	172752	18
Total - Elementary Schools	87113	83240	170353	89184	85156	174340	18
Kindergartens (Yochien)	226	234	460	255	264	519	-
Total - Elementary Education	87339	83474	170813	89439	85420	174859	18
Total - Municipal Schools	101039	93460	194499	102580	95199	197779	24

See footnote Table 1. X See footnote Table 1.

DECLASSIFIED E.O. 11652, Sec 3(E) and 5(D) or (E) NND# 760050

9. Schools under Municipal Jurisdiction by Level and Control (Cont'd from preceding page)

	ENROLLMENT #						TEACHERS X					
	30 April 1946			30 November 1946			30 April 1946			30 November 1946		
	M	F	T	M	F	T	M	F	T	M	F	T
biku)												
	996	-	996	916	-	916	41	1	42	42	1	43
ps	-	696	696	-	672	672	16	22	38	15	20	35
ools	86117	82544	168661	88268	84484	172752	1804-1	2576-3	4384	1831-1	2554-3	4389
	87113	83240	170353	89184	85156	174340	1861-1	2599-3	4464	1888-1	2575-3	4467
	226	234	460	255	264	519	-	13	13	-	7	7
n	87339	83474	170813	89439	85420	174859	1861-1	2612-3	4477	1888-1	2582-3	4474
	101039	93460	194499	102580	95199	197779	2439-63	2796-22	5320	2475-77	2776-22	5350

See footnote Table 1.

DECLASSIFIED E.O. 11652, Sec 3(E) and 5(D) or (E) NND [redacted] # 760050

FUKUOKA PREFECTURE

Table 10. Schools under Village or Town Jurisdiction by Level

	ENROLLMENT #						TEACH		
	30 April 1946			30 November 1946			30 April 1946		
	M	F	T	M	F	T	M	F	T
Secondary Education (Chuto Kyoiku)									
Girls' High Schools (Koto Jo Gakko)	-	1453	1453	-	1449	1449	26-1	22	4
Youth Schools (Seinen Gakko)									
Youth Schools for Males (Danshi Seinen Gakko)	11084	-	11084	10899	-	10899	240-3	-	2
Youth Schools for Females (Joshi Seinen Gakko)	-	7655	7655	-	7904	7904	27-16	184-11	2
Co-educational Youth Schools (Danjo Kyogaku Seinen Gakko)	16232	9512	25744	16622	9845	26467	318-6	169-10	5
Total - Youth Schools	27316	17167	44483	27521	17749	45270	585-25	353-21	9
Total - Secondary Education	27316	18620	45936	27521	19198	46719	611-26	375-21	1
Elementary Education (Shoto Kyoiku)									
Elementary Schools (Sho Gakko)									
Co-educational Elem. Schools (Danjo Kyogaku Sho Gakko)	143705	139751	283456	146097	141543	287640	3228	4180	7
Total - Elementary Education	143705	139751	283456	146097	141543	287640	3228	4180	7
Total - Village or Town Schools	171021	158371	329392	173618	160741	334359	3839-26	4555-21	8

See footnote Table 1. X See footnote Table 1.

DECLASSIFIED E.O. 11652, Sec 3(E) and 5(D) or (E) NND [redacted] 760050

Table 10. Schools under Village or Town Jurisdiction by Level and Type

ENROLLMENT #						TEACHERS X					
April 1946 -			30 November 1946			30 April 1946 -			30 November 1946		
	F	T	M	F	T	M	F	T	M	F	T
	1453	1453	-	1449	1449	26-1	22	49	32-1	19	52
084	-	11084	10899	-	10899	240-3	-	243	228-4	-	232
	7655	7655	-	7904	7904	27-16	184-11	238	30-15	193-12	250
232	9512	25744	16622	9845	26467	318-6	169-10	503	337-7	185-12	541
316	17167	44483	27521	17749	45270	585-25	353-21	984	595-26	378-24	1023
316	18620	45936	27521	19198	46719	611-26	375-21	1033	627-27	397-24	1075
705	139751	283456	146097	141543	287640	3228	4180	7408	3437	4117	7554
705	139751	283456	146097	141543	287640	3228	4180	7408	3437	4117	7554
021	158371	329392	173618	160741	334359	3839-26	4555-21	8441	4064-27	4514-24	8629

ote Table 1.

DECLASSIFIED E.O. 11652, Sec 3(E) and 5(D) or (E) NND [redacted] # 760050

FUKUOKA PREFECTURE

Table 11. Schools under Private Jurisdiction by Level and Type (Cont'd

	ENROLLMENT #							
	30 April 1946			30 November 1946			30 April 1946	
	M	F	T	M	F	T	M	F
Youth Schools (Seinen Gakko)								
Youth Schools for Males (Danshi Seinen Gakko)	10076	-	10076	9831	-	9331	230-120	1
Youth Schools for Females (Joshi Seinen Gakko)	-	845	845	-	1227	1227	10-6	14
Co-educational Youth Schools (Danjo Kyogaku Seinen Gakko)	4148	1946	6094	4267	1689	5956	65-80	16-1
Total - Youth Schools	14224	2791	17015	14098	2916	17014	305-206	31-1
Total - Secondary Education	25430	20251	45681	24800	20811	45611	892-305	298-
Elementary Education (Shoto Kyoiku)								
Elementary Schools (Sho Gakko)								
Co-educational Elementary Schools (Danjo Kyogaku Sho Gakko)	2653	2633	5286	2794	2763	5557	84	61
Kindergartens (Yochien)	907	1095	2002	883	1111	1994	10	63-2
Total - Elementary Education	3560	3728	7288	3677	3874	7551	94	124-
Special Schools (Tokushu Gakko)								
Miscellaneous Schools (Kakushu Gakko)								
Miscellaneous Schools for Males (Danshi Kakushu Gakko)	1545	-	1545	1133	-	1133	46-93	-
Miscellaneous Schools for Females (Joshi Kakushu Gakko)	-	6009	6009	-	5664	5664	129-84	149-
Co-educational Misc. Schools (Danjo Kyogaku Kakushu Gakko)	1335	549	1884	1965	608	2573	27-10	3
Total - Miscellaneous Schools	2880	6558	9438	3098	6272	9370	202-187	152-
Total - Special Schools	2880	6558	9438	3098	6272	9370	202-187	152-
Total - Private Schools	34031	30669	64700	34290	31085	65375	1251-510	580-

See footnote Table 1. X See footnote Table 1.

DECLASSIFIED E.O. 11652, Sec 3(E) and 5(D) or (E) NND [redacted] # 760050

Schools under Private Jurisdiction by Level and Type (Cont'd from preceding page)

ENROLLMENT #						TEACHERS X					
30 April 1946			30 November 1946			30 April 1946			30 November 1946		
M	F	T	M	F	T	M	F	T	M	F	T
10076	-	10076	9831	-	9831	230-120	1	351	228-113	1	342
-	845	845	-	1227	1227	10-6	14	30	11-7	12-2	32
4148	1946	6094	4267	1689	5956	65-80	16-1	162	74-104	20-7	205
14224	2791	17015	14098	2916	17014	305-206	31-1	543	313-224	33-9	579
25430	20251	45681	24800	20811	45611	892-305	298-21	1516	940-314	307-33	1594
2653	2633	5286	2794	2763	5557	84	61	145	87	58	145
907	1095	2002	883	1111	1994	10	63-2	75	10	61-2	73
3560	3728	7288	3677	3874	7551	94	124-2	220	97	119-2	218
1545	-	1545	1133	-	1133	46-93	-	139	54-89	-	143
-	6009	6009	-	5664	5664	129-84	149-24	386	129-91	150-27	397
1335	549	1884	1965	608	2573	27-10	3	40	51-12	3	66
2880	6558	9438	3098	6272	9370	202-187	152-24	565	234-192	153-27	606
2880	6558	9438	3098	6272	9370	202-187	152-24	565	234-192	153-27	606
34031	30669	64700	34290	31085	65375	1251-510	580-47	2388	1332-550	585-63	2530

Note Table 1.

DECLASSIFIED E.O. 11652, Sec 3(E) and 5(D) or (E) NND [redacted] # 760050

FUKUOKA PREFECTURE

Table 11. Schools under Private Jurisdiction by I

	ENROLLMENT #						
	30 April 1946		-	30 November 1946			30 Ap
Higher Education (Koto Kyoiku)	M	F	T	M	F	T	M
Universities (Daigaku)							
Univ. for Males (Danshi Daigaku)	Opened June 1946.			219	-	219	3-2
Colleges (Semmon Gakko)							
Coll.for Males(Danshi Semmon Gakko)	2161	-	2161	2496	-	2496	54-12
Colleges for Females (Joshi Semmon Gakko)	-	132	132	-	128	128	6-4
Total - Colleges	2161	132	2293	2496	128	2624	60-16
Total - Higher Education	2161	132	2293	2715	128	2843	63-18
Secondary Education (Chuto Kyoiku)							
Vocational Schools (Jitsugyo Gakko)							
Commercial Schools (Shogyo Gakko)							
Commercial Schools for Males (Danshi Shogyo Gakko)	1917	-	1917	1736	-	1736	52-21
Commercial Schools for Females (Joshi Shogyo Gakko)	-	2594	2594	-	2476	2476	43-7
Total - Commercial Schools	1917	2594	4511	1736	2476	4212	95-28
Industrial Schools (Kogyo Gakko)							
Industrial Schools for Males (Danshi Kogyo Gakko)	3282	-	3282	3154	-	3154	108-31
Special Kinds of Voc. Schools (Tokushu Jitsugyo Gakko)							
Spec. Kinds of Voc. Schls for Females (Joshi Tokushu Jitsugyo Gakko)	-	4240	4240	-	4190	4190	50-9
Total Vocational Schools	5199	6834	12033	4890	6666	11556	253-68
Middle Schools (Chu Gakko)	6007	-	6007	5812	-	5812	173-17
Girls' High Schools (Koto Jo Gakko)	-	10626	10626	-	11229	11229	161-14

Cont'd on next page.

See footnote Table 1. X See footnote Table 1.

DECLASSIFIED E.O. 11652, Sec 3(E) and 5(D) or (E) NND [redacted] 760050

Table 11. Schools under Private Jurisdiction by Level and Type

	ENROLLMENT #						TEACHERS X					
	30 April 1946			30 November 1946			30 April 1946			30 November 1946		
	M	F	T	M	F	T	M	F	T	M	F	T
aku)	Opened June 1946.			219	-	219	3-2	-	5	14-5	-	19
Gakko)	2161	-	2161	2496	-	2496	54-12	-	66	40-35	-1	76
	-	132	132	-	128	128	6-4	6	16	7-4	6	17
	2161	132	2293	2496	128	2624	60-16	6	82	47-39	6-1	93
	2161	132	2293	2715	128	2843	63-18	6	87	61-44	6-1	112
u)												
akko)												
akko)												
s												
	1917	-	1917	1736	-	1736	52-21	-	73	54-17	-	71
les												
	-	2594	2594	-	2476	2476	43-7	47-2	99	43-10	42-4	99
ls	1917	2594	4511	1736	2476	4212	95-28	47-2	172	97-27	42-4	170
ko)												
s												
	3282	-	3282	3154	-	3154	108-31	-	139	125-23	-	148
or												
ugyo												
	-	4240	4240	-	4190	4190	50-9	71-3	133	51-9	65-6	131
	5199	6834	12033	4890	6666	11556	253-68	118-5	444	273-59	107-10	449
	6007	-	6007	5812	-	5812	173-17	-	190	174-14	-	188
kko)	-	10626	10626	-	11229	11229	161-14	149-15	339	180-17	167-14	378

e footnote Table 1.

DECLASSIFIED E.O. 11652, Sec 3(E) and 5(D) or (E) NND [redacted] # 760050

FUKUOKA PREFECTURE

Table 12. Schools under Ministries Other than the Minis

	ENROLLMENT #						
	30 April 1946			30 November 1946			3
	M	F	T	M	F	T	M
Secondary Education (Chuto Kyoiku)							
Vocational Schools (Jitsugyo Gakko)							
Special Kinds of Vocational Schools (Tokushu Jitsugyo Gakko)							
Spec. Kinds of Voc. Schls for Males (Danshi Tokushu Jitsugyo Gakko)	2026	-	2026	2082	-	2082	1
Youth Schools (Seinen Gakko)							
Youth Schools for Males (Danshi Seinen Gakko)	5579	-	5579	5579	-	5579	1
Youth Schools for Females (Joshi Seinen Gakko)	-	65	65	-	65	65	-
Total - Youth Schools	5579	65	5644	5579	65	5644	1
Total - Secondary Education	7605	65	7670	7661	65	7726	2
Special Schools (Tokushu Gakko)							
Juvenile Correction Schools (Shonen Kyogoin)							
Co-educational Juv. Corr. Schools (Danjo Kyogaku Shonen Kyogoin)	42	7	49	41	6	47	8
Total - Special Schools	42	7	49	41	6	47	8
Total - Schools under Other Ministries	7647	72	7719	7702	71	7773	2

See footnote Table 1. X See footnote Table 1.

DECLASSIFIED E.O. 11652, Sec 3(E) and 5(D) or (E) NND [redacted] 760050

Table 12. Schools under Ministries Other than the Ministry of Education by Level and Type

	ENROLLMENT #						TEACHERS X					
	30 April 1946			30 November 1946			30 April 1946			30 November 1946		
	M	F	T	M	F	T	M	F	T	M	F	T
...ko) ...hools												
...or ...yo	2026	-	2026	2082	-	2082	145-18	-	163	154-18	-	172
	5579	-	5579	5579	-	5579	145	-	145	144	-	144
	-	65	65	-	65	65	-	11	11	-	11	11
	5579	65	5644	5579	65	5644	145	11	156	144	11	155
...n	7605	65	7670	7661	65	7726	290-18	11	319	298-18	11	327
...cols ...)	42	7	49	41	6	47	8	-	8	8	-	8
	42	7	49	41	6	47	8	-	8	8	-	8
	7647	72	7719	7702	71	7773	298-18	11	327	306-18	11	335

...e footnote Table 1.

DECLASSIFIED E.O. 11652, Sec 3(E) and 5(D) or (E) NND [redacted] # 760050

FUKUOKA PREFECTURE

PART THREE

Roster of Japanese Educational Institutions by Control Jurisdiction According

Level and Type, Showing Students, Teachers, and Schools

DECLASSIFIED E.O. 11652, Sec 3(E) and 5(D) or (E) NND [redacted] # 760050

PART THREE

Japanese Educational Institutions by Control Jurisdiction According to Level and Type, Showing Students, Teachers, and Schools

DECLASSIFIED E.O. 11652, Sec 3(E) and 5(D) or (E) NND [redacted] 760050

FUKUOKA PREFECTURE ROSTER OF JAPANESE EDUCATIONAL INSTITUTIONS

I. MINISTRY OF EDUCATION SCHOOLS, A. Higher Education (Koto Kyoiku)

1. Imperial Universities (Teikoku Daigaku)

c) Co-educational Imperial Universities (Danjo Kyogaku Teiko

NAME	ADDRESS	DATE FOUNDED	ENROLLMENT # 30 Apr. 46 - 30 Nov. 4				
			M	F	T	M	F
1. Kyushu Teikoku Daigaku (Kyushu Imperial University)	Oaza Hakozaki, Fukuoka City	Dec. 1910	3435	17	3452	3490	19
Total			3435	17	3452	3490	19

3. Colleges (Semmon Gakko)

a) Colleges for Males (Danshi Semmon Gakko)

1. Fukuoka Rinji Kyoin Yoseijo (Fukuoka Special Teachers' Training Institute)	Hakozaki-machi, Fukuoka City	Feb. 1942	79	79	79
2. Kurume Kogyo Semmon Gakko (Kurume Industrial College)	Komorino-machi, Kurume City	May 1939	910	910	1169
3. Kyushu Teikoku Daigaku Fuzoku Kogyo Semmombu (Industrial College Course Attached to Kyushu Imperial University)	Oaza Hakozaki, Fukuoka City	April 1944	439	439	435
4. Meiji Kogyo Semmon Gakko (Meiji Industrial College)	Oaza Nakabaru, Tobata City	April 1908	1140	1140	1375
Total			2568	2568	3058

These figures are not those for actual attendance on these date , but those for enrollment

X The number of both full and part-time teachers is indicated in this report. Where there ar separated by a hyphen, the second figure indicates the number of part-time teachers.

DECLASSIFIED E.O. 11652, Sec 3(E) and 5(D) or (E) NND [redacted] # 760050

ROSTER OF JAPANESE EDUCATIONAL INSTITUTIONS

. Higher Education (Koto Kyoiku)

1. Imperial Universities (Teikoku Daigaku)

c) Co-educational Imperial Universities (Danjo Kyogaku Teikoku Daigaku)

ADDRESS	DATE FOUNDED	ENROLLMENT # 30 Apr. 46			30 Nov. 46			TEACHERS X 30 Apr. 46			30 Nov. 46		
		M	F	T	M	F	T	M	F	T	M	F	T
Oaza Hakozaki, Fukuoka City	Dec. 1910	3435	17	3452	3490	19	3509	279-12		291	273-16		289
		3435	17	3452	3490	19	3509	279-12		291	273-16		289

3. Colleges (Semmon Gakko)

a) Colleges for Males (Danshi Semmon Gakko)

Hakozaki-machi, Fukuoka City	Feb. 1942	79		79	79		79	1-30		31	-26		26
Komorino-machi, Kurume City	May 1939	910		910	1169		1169	49-10		59	51-8		59
Oaza Hakozaki, Fukuoka City	April 1944	439		439	435		435	15-1		16	21-1		22
Oaza Nakabaru, Tobata City	April 1908	1140		1140	1375		1375	55-7		62	54-11		65
		2568		2568	3058		3058	120-48		168	126-46		172

r actual attendance on these dates, but those for enrollment on the school records as of these dates. rt-time teachers is indicated in this report. Where there are two numbers entered in the same column, ond figure indicates the number of part-time teachers.

DECLASSIFIED E.O. 11652, Sec 3(E) and 5(D) or (E) NND [redacted] # 760050

FUKUOKA PREFECTURE ROSTER OF JAPANESE EDUCATIONAL INSTITUTIONS

I. MINISTRY OF EDUCATION SCHOOLS, A. Higher Education (Koto Kyoiku)

3. Colleges (Semmon Gakko)

(c) Co-educational Colleges (Danjo Kyogaku Semmon Gakko)

NAME	ADDRESS	DATE FOUNDED	ENROLLMENT # 30 Apr. 46 - 30 Nov. 46 M	F	T	M	F	T
1. Kyushu Teikoku Daigaku Fuzoku Igaku Semmombu (Medical College Course Attached to Kyushu Imperial University)	Oaza Katakasu, Fukuoka City	May 1938	420	1	421	435	1	436
Total			420	1	421	435	1	436

4. Higher Schools (Koto Gakko)

1. Fukuoka Koto Gakko (Fukuoka Higher School)	Otsubo-machi, Fukuoka City	Nov. 1922	703		703	903		903
Total			703		703	903		903

See footnote page 1. X See footnote page 1.

DECLASSIFIED E.O. 11652, Sec 3(E) and 5(D) or (E) NND [redacted] 760050

ROSTER OF JAPANESE EDUCATIONAL INSTITUTIONS
Education (Koto Kyoiku)

3. Colleges (Semmon Gakko)
Co-educational Colleges (Danjo Kyogaku Semmon Gakko)

	DATE FOUNDED	ENROLLMENT # 30 Apr. 46 - 30 Nov. 46						TEACHERS X 30 Apr. 46 - 30 Nov. 46					
		M	F	T	M	F	T	M	F	T	M	F	T
kasu, ity	May 1938	420	1	421	435	1	436	16-66		82	14-58		72
		420	1	421	435	1	436	16-66		82	14-58		72

4. Higher Schools (Koto Gakko)

chi, ity	Nov. 1922	703		703	903		903	37-5		42	38-5		43
		703		703	903		903	37-5		42	38-5		43

note page 1.

DECLASSIFIED E.O. 11652, Sec 3(E) and 5(D) or (E) NND [redacted] # 760050

7. Normal Schools (Shihan Gakko)

c) Co-educational Normal Schools (Danjo Kyogaku Shihan Gakko)

NAME	ADDRESS	DATE FOUNDED	ENROLLMENT # 30 Apr. 46			30 Nov. 46		
			M	F	T	M	F	T
1. Fukuoka Daiichi Shihan Gakko (Fukuoka First Normal School)	Fukuoka City	July 1876	505	489	994	704	476	118
2. Fukuoka Daini Shihan Gakko (Fukuoka Second Normal School)	Tomino, Kokura City	April 1943	572	148	720	631	232	86
3. Fukuoka Seinen Shihan Gakko (Fukuoka Normal School for Youth School Teachers)	Inutsuka-machi, Yame-gun	April 1944	155	35	190	221	70	29
Total			1232	672	1904	1556	778	233

a. Elementary Schools (Sho Gakko) Attached to Normal Schools

3) Co-educational Elementary Schools (Danjo Kyogaku Sho Gakko) Attached to Norm

1. Fukuoka Daiichi Shihan Gakko Danshibu Fuzoku Sho Gakko (Elementary School Attached to the Male Dept. of the Fukuoka First Norral School)	Arato-machi, Fukuoka City	July 1876	318	231	549	315	231	54
2. Fukuoka Daiichi Shihan Gakko Joshibu Fuzoku Sho Gakko (Elementary School Attached to the Female Dept. of Fukuoka First Normal School)	Nishi-machi, Kurume City	April 1946	103	151	254	127	184	31
3. Fukuoka Daini Shihan Gakko Fuzoku Sho Gakko (Elementary School Attached to Fukuoka Second Normal School)	Tomino, Kokura City	April 1911	250	188	438	251	192	44
Total			671	570	1241	693	607	130

See footnote page 1. X See footnote page 1.

DECLASSIFIED E.O. 11652, Sec 3(E) and 5(D) or (E) NND [redacted] 760050

ROSTER OF JAPANESE EDUCATIONAL INSTITUTIONS
Higher Education (Koto Kyoiku) (Cont'd)

7. Normal Schools (Shihan Gakko)
) Co-educational Normal Schools (Danjo Kyogaku Shihan Gakko)

RESS	DATE FOUNDED	ENROLLMENT # 30 Apr. 46			30 Nov. 46			TEACHERS X 30 Apr. 46			30 Nov. 46		
		M	F	T	M	F	T	M	F	T	M	F	T
uoka City	July 1876	505	489	994	704	476	1180	107	6	113	100	9	109
ino, ura City	April 1943	572	148	720	631	232	863	30-34	-3	67	30-36	-3	69
tsuka-machi, e-gun	April 1944	155	35	190	221	70	291	15-5	2	22	16-5	2-1	24
		1232	672	1904	1556	778	2334	152-39	8-3	202	146-41	11-4	202
lementary Schools (Sho Gakko) Attached to Normal Schools													
Elementary Schools (Danjo Kyogaku Sho Gakko) Attached to Normal Schools													
to-machi, uoka City	July 1876	318	231	549	315	231	546	16	2	18	16	2	18
hi-machi, me City	April 1946	103	151	254	127	184	311	12	1	13	14	3	17
ino, ra City	April 1911	250	188	438	251	192	443	15-1	-1	17	15-1	-2	18
ootnote page 1.		671	570	1241	693	607	1300	43-1	3-1	48	45-1	5-2	53

DECLASSIFIED E.O. 11652, Sec 3(E) and 5(D) or (E) NND [redacted] # 760050

2. Colleges (Semmon Gakko)

a) Colleges for Males (Danshi Semmon Gakko)

NAME	ADDRESS	DATE FOUNDED	ENROLLMENT # 30 Apr. 46 - 30 Nov. 46 M	F	T	M	F	
1. Fukuoka Kenritsu Igaku Shigaku Semmon Gakko (Fukuoka Prefectural College of Medicine and Dentistry)	Manazuru-cho, Kokura City	April 1944	1018		1018	1066		10
2. Fukuoka Nogyo Semmon Gakko (Fukuoka Agricultural College)	Chiyoda-cho, Fukuoka City	Feb. 1946	333		333	471		4
Total			1351		1351	1537		15

b) Colleges for Females (Joshi Semmon Gakko)

1. Fukuoka-Ken Joshi Semmon Gakko (Fukuoka Prefectural Women's College)	Susakiura-machi, Fukuoka City	April 1923		418	418		394	3
Total				418	418		394	3

c) Co-educational Colleges (Danjo Kyogaku Semmon Gakko)

1. Kokura Gaiji Semmon Gakko (Kokura College of Foreign Affairs)	Furusemba-cho, Kokura City	July 1946				274	5	
Total						274	5	

See footnote page 1. X See footnote page 1.

DECLASSIFIED E.O. 11652, Sec 3(E) and 5(D) or (E) NND# 760050

ROSTER OF JAPANESE EDUCATIONAL INSTITUTIONS
ucation (Koto Kyoiku)

2. Colleges (Semmon Gakko)

a) Colleges for Males (Danshi Semmon Gakko)

DDRESS	DATE FOUNDED	ENROLLMENT # 30 Apr. 46 M	F	T	30 Nov. 46 M	F	T	TEACHERS X 30 Apr. 46 M	F	T	30 Nov. 46 M	F	T
enazuru-cho, okura City	April 1944	1018		1018	1066		1066	35-32		67	30-33		63
iiyoda-cho, ukuoka City	Feb. 1946	333		333	471		471	15-8		23	15-17		32
		1351		1351	1537		1537	50-40		90	45-50		95

b) Colleges for Females (Joshi Semmon Gakko)

sakiura-chi, Fukuoka ty	April 1923		418	418		394	394	12-20	8	40	13-19	10	42
			418	418		394	394	12-20	8	40	13-19	10	42

c) Co-educational Colleges (Danjo Kyogaku Semmon Gakko)

usemba-cho, ura City	July 1946				274	5	279				8		8
					274	5	279				8		8

note page 1.

DECLASSIFIED E.O. 11652, Sec 3(E) and 5(D) or (E) NND# 760050

1. Vocational Schools (Jitsugyo Gakko)
b. Industrial Schools (Kogyo Gakko)
1) Industrial Schools for Males (Danshi Kogyo Ga

NAME	ADDRESS	DATE FOUNDED	ENROLLMENT # 30 Apr. 46 - 30 Nov				
			M	F	T	M	F
1. Chikushi Kogyo Gakko (Chikushi Industrial School)	Naka-machi, Kokura City	April 1943	702		702	667	
2. Fukuoka Kogyo Gakko (Fukuoka Industrial School)	Arae-machi, Fukuoka City	June 1896	1401		1401	1336	
3. Kokura Kogyo Gakko (Kokura Industrial School)	Shinosaki, Kokura City	April 1902	1111		1111	1087	
4. Miyata Kogyo Gakko (Miyata Industrial School)	Miyata-machi, Kurate-gun	March 1944	169		169	121	
5. Okawa Kogyo Gakko (Okawa Industrial School)	Okawa-machi, Miyama-gun	April 1942	372		372	329	
6. Ukiha Kogyo Gakko (Ukiha Industrial School)	Tanushimaru-machi, Ukiha-gun	June 1906	1140		1140	1101	
7. Yahata Kogyo Gakko (Yahata Industrial School)	Tojyaku, Yahata City	Oct. 1935	543		543	498	
8. Yamada Kogyo Gakko (Yamada Industrial School)	Yamada-machi, Kaho-gun	April 1944	137		137	136	
9. Yame Kogyo Gakko (Yame Industrial School)	Hainutsuka-machi, Yame-gun	April 1920	1373		1373	1333	
Total			6948		6948	6608	

See footnote page 1. X See footnote page 1.

DECLASSIFIED E.O. 11652, Sec 3(E) and 5(D) or (E) NND# 760050

ROSTER OF JAPANESE EDUCATIONAL INSTITUTIONS

y Education (Chuto Kyoiku)

1. Vocational Schools (Jitsugyo Gakko)
b. Industrial Schools (Kogyo Gakko)

1) Industrial Schools for Males (Danshi Kogyo Gakko)

ADDRESS	DATE FOUNDED	ENROLLMENT # 30 Apr. 46 M	F	T	30 Nov. 46 M	F	T	TEACHERS X 30 Apr. 46 M	F	T	30 Nov. 46 M	F	T
Naka-machi, Kokura City	April 1943	702		702	667		667	26		26	37-1		38
Arae-machi, Fukuoka City	June 1896	1401		1401	1336		1336	54-2		56	65-2		67
Shinosaki, Kokura City	April 1902	1111		1111	1087		1087	39-61		100	44-68		112
Miyata-machi, Kurate-gun	March 1944	169		169	121		121	16		16	16		16
Okawa-machi, Miyama-gun	April 1942	372		372	329		329	17		17	23		23
Tanushimaru-machi, Ukiha-gun	June 1906	1140		1140	1101		1101	60		60	70		70
Tojyaku, Yahata City	Oct. 1935	543		543	498		498	25-5		30	28-5		33
Yamada-machi, Kaho-gun	April 1944	137		137	136		136	12-12		24	13-12		25
Hainutsuka-machi, Yame-gun	April 1920	1373		1373	1333		1333	57		57	56		56
		6948		6948	6608		6608	306-80		386	352-88		440

e footnote page 1.

DECLASSIFIED E.O. 11652, Sec 3(E) and 5(D) or (E) NND# 760050

1. Vocational Schools (Jitsugyo Gakko)
c. Agricultural Schools (No Gakko)
1) Agricultural Schools for Males (Danshi No Gakko)

NAME	ADDRESS	DATE FOUNDED	ENROLLMENT # 30 Apr. 46 - 30 Nov. 46					
			M	F	T	M	F	T
1. Asakura Nosan Gakko (Asakura Agricultural & Sericultural School)	Minagi-mura, Asakura-gun	April 1928	544		544	529		52[illegible]
2. Chikujo No Gakko (Chikujo Agricultural School)	Hachiya-machi, Chikujo-gun	April 1908	587		587	571		57[illegible]
3. Fukuoka Nogyo Gakko (Fukuoka Agricultural School)	Naka-machi, Chikushi-gun	June 1900	515		515	497		49[illegible]
4. Itoshima No Gakko (Itoshima Agricultural School)	Maebara-machi, Itoshima-gun	April 1902	357		357	350		35[illegible]
5. Kaho No Gakko (Kaho Agricultural School)	Komoda, Izuka City	May 1910	400		400	385		38[illegible]
6. Kasuya No Gakko (Kasuya Agricultural School)	Okawa-mura, Kasuya-gun	Oct. 1913	646		646	632		63[illegible]
7. Kokura No Gakko (Kokura Agricultural School)	Jono, Kokura City	March 1928	384		384	376		37[illegible]
8. Kurate No Gakko (Kurate Agricultural School)	Miyada-machi, Kurate-gun	April 1907	368		368	367		36[illegible]
9. Miike No Gakko (Miike Agricultural School)	Yoshino, Omuta City	June 1907	532		532	497		49[illegible]
10. Mii No Gakko (Mii Agricultural School)	Yamakawa-mura, Mii-gun	Sept. 1907	740		740	722		72[illegible]
11. Miyako No Gakko (Miyako Agricultural School)	Izumi-mura, Miyako-gun	April 1927	365		365	354		35[illegible]
12. Onga No Gakko (Onga Agricultural School)	Irimatsu, Yahata City	Dec. 1910	398		398	396		39[illegible]

See footnote page 1. X See footnote page 1.

DECLASSIFIED E.O. 11652, Sec 3(E) and 5(D) or (E) NND [redacted] # 760050

ROSTER OF JAPANESE EDUCATIONAL INSTITUTIONS
ucation (Chuto Kyoiku)

1. Vocational Schools (Jitsugyo Gakko)
c. Agricultural Schools (No Gakko)
1) Agricultural Schools for Males (Danshi No Gakko)

ESS	DATE FOUNDED	ENROLLMENT # 30 Apr. 46 - 30 Nov. 46						TEACHERS X 30 Apr. 46 - 30 Nov. 46					
		M	F	T	M	F	T	M	F	T	M	F	T
i-mura, ra-gun	April 1928	544		544	529		529	20		20	23		23
ya-machi, jo-gun	April 1908	587		587	571		571	19		19	23-1		24
achi, shi-gun	June 1900	515		515	497		497	22		22	22		22
ra-machi, ima-gun	April 1902	357		357	350		350	13-1		14	15-1		16
a, Izuka	May 1910	400		400	385		385	16		16	19		19
-mura, e-gun	Oct. 1913	646		646	632		632	21		21	24		24
Kokura	March 1928	384		384	376		376	19		19	18		18
e-machi, e-gun	April 1907	368		368	367		367	17		17	17		17
no, Omuta	June 1907	532		532	497		497	19		19	25		25
wa-mura, gun	Sept. 1907	740		740	722		722	19		19	22		22
-mura, i-gun	April 1927	365		365	354		354	18		18	18		18
tsu, a City	Dec. 1910	398		398	396		396	18		18	17		17

ote page 1.

DECLASSIFIED E.O. 11652, Sec 3(E) and 5(D) or (E) NND [redacted] # 760050

NAME	ADDRESS	DATE FOUNDED	ENROLLMENT # 30 April 46 - 30 Nov. 46 M	F	T	M	F
13. Takawa Norin Gakko (Takawa Agricultural & Dendrological School)	Magarikane-mura, Takawa-gun	Jan. 1917	694		694	677	
14. Yame No Gakko (Yame Agricultural School)	Fukushimamachi, Yame-gun	April 1902	521		521	501	
Total			7051		7051	6854	

3) Co-educational Agricultural Schools (Danjo Kyogaku

1. Asakura Jitsugyo Gakko (Asakura Vocational School)*	Kugumiya-mura, Asakura-gun	Oct. 1935	332	290	622	314	289
Total			332	290	622	314	289

See footnote page 1.
X See footnote page 1.
* Only agricultural courses are taught.

DECLASSIFIED E.O. 11652, Sec 3(E) and 5(D) or (E) NND [redacted] # 760050

ROSTER OF JAPANESE EDUCATIONAL INSTITUTIONS

y Education (Chuto Kyoiku) (Cont'd)

ADDRESS	DATE FOUNDED	ENROLMENT # 30 Apr. 46 - 30 Nov. 46						TEACHERS X 30 Apr. 46 - 30 Nov. 46					
		M	F	T	M	F	T	M	F	T	M	F	T
Nagarikane-mura, Takawa-gun	Jan. 1917	694		694	677		677	20		20	26		26
Fukushimamachi, Kame-gun	April 1902	521		521	501		501	19		19	20		20
		7051		7051	6854		6854	260-1		261	289-2		291

3) Co-educational Agricultural Schools (Danjo Kyogaku No Gakko)

Kugumiya-mura, Isakura-gun	Oct. 1935	332	290	622	314	289	603	22-1	5	28	23-1	4	28
		332	290	622	314	289	603	22-1	5	28	23-1	4	28

e taught.