DECLASSIFIED E.O. 12065 SECTION 3-402/NNDG NO.

MONTHLY REPORT ON SUPPLY AND DEMAND OF ELECTRIC POWER IN CHUGOKU REGION FOR FEB. 1950.

Date; 4th Mar. 1950
ELECTRIC POWER DIVISION
HIROSHIMA INTERNATIONAL TRADE & INDUSTRY BUREAU.

(Actual 1st-28th, Feb.)

Unit; 1000 KWH.

a) Total generation of thermal & hydro electric power.

Thermal power	14,579
Hydro power	171,154

b) Amount of electricity transmitted into region. 623

c) Amount of electricity transmitted out off region. -5,168

d) Total amount supplied in region. 181,188

e) Total KWH consumed will be indicated by major consumers.

No.	Major consumers.	Actual 1st-28th.
1.	Land transportation.	2,483
2.	Marine.	304
3.	Water works.	1,157
4.	Coal mining.	7,236
5.	Gas & cokes.	127
6.	Iron & steel	3,903
7.	Mining & refining.	2,792
8.	Metal industry.	1,683
9.	Ship building.	4,273
10.	Machinery.	3,980
11.	Ceramics.	2,846
12.	chemical fertirizer.	9,015
13.	Calcium carboxide.	95
14.	Chemical industry.	3,820
15.	Textile industry.	9,301
16.	Paper & palp.	1,990
17.	Salt manufacturing.	545
18.	Agriculture & forestry.	135
19.	Marine products.	846
20.	Food stuff industry.	327
21.	Tobacco.	132
22.	Daily necessaries.	397
23.	Hygienic materials.	195
24.	Electric power construction.	95
25.	Public works & building.	95
26.	Reperation facility.	116
27.	Petroleum.	112
	Total	58,000

I-3-2

DECLASSIFIED E.O. 12065 SECTION 3-402/NNDG NO. _____

Power losses.			
Demanding end	124,095	(A)	Prospect
Reciving end at CHUHAI	164,203	(B)	Actual
Suppling end	181,188	(C).....	Actual
Power losses (%)	31.4	(C-A/C)....	Prospect
v Transmission loss (%)	9.3	(C-B/C)....	Actual

Demanding end is prospect as follows;-- Unit; 1000KWH.

Meter	9,899
Flat	24,648
Light major consumers	1,900
Small power consumers	9,090
Large consumers A	13,700
Large consumers B	58,000
Special consumers	1,132
Compound consumers	5,321
Private bussines consumers	405
Total	124,095

f) Amount of outstanding unpaid accounts recievable.

HASSODEN	262,079,154.88
CHUHAI	86,821,431.64

g) Amount of outstanding unpaid accounts payable.

HASSODEN	202,336,656.84
CHUHAI	282,712,870.72

K. Kojima
.....
for, K,KOJIMA
Chief of electric power division.
HIROSHIMA INTERNATIONAL TRADE &
INDUSTRY BUREAU.

DECLASSIFIED E.O. 12065 SECTION 3-402/NNDG NO. [illegible]

THE OUTLOOK OF NIPPON HASSODEN

JANUARY 1950

THE JAPAN ELECTRIC GENERATION & TRANSMISSION CO., LTD.

1-31-G

DECLASSIFIED E.O. 12065 SECTION 3-402/NNDG NO.

President, Dr. Eiichi Ohnishi

Vice-President, Mr. Tokuzo Sakurai

DECLASSIFIED E.O. 12065 SECTION 3-402/NNDG NO.

THE OUTLOOK OF NIPPON HASSODEN

CONTENTS

PAGE

1. What kind of a company is THE JAPAN ELECTRIC GENERATION & TRANSMISSION CO., LTD.? 5
   - A. Mission and Functions of Our Company. 5
   - B. Position occupied by Our Company in Electric Power Industry of Japan. 6
     - a. Capital Stock.
     - b. Plants and Facilities.
     - c. Fixed Assets.
     - d. Officers and Employees.
   - C. Chart showing Company's Organization and Jurisdiction of Each of Branch Offices. ... 8
2. Electric Facilities. 11
   - A. Transmission System and Electric Facilities by Branch Offices. 11
   - B. Scale of Electric Facilities and Record ever created. 13
   - C. Expansion Trend of Electric Facilities. 21
3. Electric Power Supply. 23
   - A. Chart showing Load-dispatching Control System. 25
   - B. Trend shown in Record of Power Generated and Received. 27
     - a. Record by Fiscal year.
     - b. Power Generated Per Day.
   - C. Typical Daily Load Curve (during Rich-water and Dry Seasons). 29
     - a. Daily Load Curve (Rich-water Season) All Japan. May 18th, 1949.

DECLASSIFIED E.O. 12065 SECTION 3-402/NNDG NO.

b. Daily Load Curve (Dry Season) All Japan. Jan. 18th, 1950.

D. Statistics of Inter-changed Power between Districts. ····· 31

–During the Fiscal Year 1948 (ending in March 1949)–

4 Revenue and Expenditure. ····· 32

A. Balance Sheets as of 30 September 1948 and 31 March 1949 and Profit and Loss Statements for Periods ended on Such Dates. ····· 32

B. Trend of Power Sale and Revenue Therefrom, Unit Revenue per KWH and Trend of Price Indices. ····· 40

C. Contracted Power, Record of Power Sale and Revenue Therefrom by Branch Offices (during the Fiscal Year 1948). ····· 41

D. Trend of Expenditures. ····· 43

5. Our Company's Program for Expansion of Power Resources. ····· 46

A. Details of Our Company's Program for Expansion of Power Facilities. ····· 47

B. List of Approved Power Sites. ····· 48

a. Hydro-electric Power

b. Steam-electric Power

6. Explanation of Photographs. ····· 50

1. KOMAKI Dam.

2. SHINANOGAWA Hydro-electric Power Plant.

3. YAMAZATO Hydro-electric Power Plant.

4. KASUMIZAWA Hydro-electric Power Plant.

5. TSURUMI Steam-electric Power Plant.

6. AMAGASAKI Steam-electric Power Plant No.1.

7. KUROBE-SASAZU Transmission Line.

8. FURUKAWABASHI Substation.

9. Site for TADAMI Valley Development Project.

Published by : NIPPON HASSODEN KABUSHIKI KAISHA (The Japan Electric Generation & Transmission Co., Ltd.), No. 1, 1-chome, Koishikawa-machi, Bunkyo-Ku, Tokyo, Japan.

DECLASSIFIED E.O. 12065 SECTION 3-402/NNDG NO.

1. What kind of a company is THE JAPAN ELECTRIC GENERATION & TRANSMISSION Co., LTD. ?

A. Mission and Functions of Our Company.

THE JAPAN ELECTRIC GENERATION & TRANSMISSION CO., LTD., (NIPPON HASSODEN KABUSHIKI KAISHA),

owning major electric power generation and transmission facilities (namely, such hydro-electric power generating facilities as having, generally speaking, the capacity of 5,000 KW and above, steam-electric power generating facilities with the capacity of 10,000KW and above and electric power transmission and transforming facilities of 60KV and above), generates and transmits power and sells it by wholesale to power supply companies in nine districts of the nation. Accordingly, our Company does not, as a rule, supply power directly to consumers. However, it also supplies power to 56 special consumers when direct transmission to them is deemed convenient from the viewpoint of adjustment of demand and supply of power.

Furthermore, our company is a power resources developing company undertaking development of potential power resources on nationwide scale in addition to its function of generation, transmission and wholesale supply of power.

Assigned such an important duty as power production which is an imperative necessity for stabilization of people's livelihood and reconstruction of industries in Japan, our Company was established on 1 April 1939.

Special situations under which electric power industry in Japan was placed necessitated such a special form of management as that of our Company.

Japan is a poor country and coal and other fuel resources therein are deficient and rather expensive. However, it is comparatively rich in natural hydro-electric power resources. Consequently, hydro-electric power has become principal and steam-electric power subordinate in electric power industy in Japan. More than 80% of power supply depends upon hydro-electric power generation, but hydro-electric power resources are maldistributed and concentrated in the Central Honshu.

Under such circumstances, it is most urgent for prosperity not only of electric power industry but also of Japanese industries to lower power cost and make abundant supply of stabilized power by economical adjustment of hydro-and steam-electric power. Our Company was established with this end and the abundant supply of power at low charges is a great mission assigned to our Company.

Some privileges have been given to our Company to carry out its

DECLASSIFIED E.O. 12065 SECTION 3-402/NNDG NO.

mission. For example, our Company is authorized to issue bonds and debentures within the limit not exceeding three times the amount of the paid-up capital. But, on the other hand, being a natural monopolistic enterprise on nationwide scale, our Company must use every discretion not to be detrimental to public benefit. To this end, our Company is subject to surveillance by the Government as to power rates and other important matters relating to demand and supply of power, appointment and dismissal of officers, alteration of articles of association, disposition of profit and so forth.

B. **Position occupied by Our Company in Electric Power Industry of Japan.**

a. Capital Stock.

Authorized capital of our Company as of 30 September 1949 was ¥ 1,468,000,000 which was equivalent to 26.4% of the total authorized capital of 10 utility companies. (The Japan Electric Generation & Transmission Co. and 9 Electric Supply Cos.) (Thereafter, our Company's authorized capital was almost doubled and the outstanding capital as of 26 December 1949 was ¥3,000,000,000. the percentage against that of 10 utility companies being raised to 43%.)

The outstanding number of stockholders of our Company as of 31 March 1949 was 159,643 and the number of stocks issued as of the same date was 29,360,000. Accordingly, average ownership by each stockholder was 184 stocks.

Classification of stockholders, number and percentage of stockholders of each class and number and percentage of stocks held by each class are as listed hereunder.

(As of 31 March 1949)

Classification of Stockholders	Number of Stockholders of Each Class	Percentage	Number of Stocks	Percentage
Public organizations	1,347	0.85	5,572,359	19.0
Financial Institutions	191	0.15	6,455,841	22.0
Corporations	4,331	2.7	6,280,093	21.0
Individuals	153,774	96.3	11,051,707	38.0
Total	159,643	100.00	29,360,000	100.0

DECLASSIFIED E.O. 12065 SECTION 3-402/NNDG NO.

b. Plants and Facilities.

Plants and facilities of our Company as of 31 March 1949 are, in brief, as follows:

I. Hydro-electric Power Plants

Number-388

Authorized Maximum Capacity-4,705,755KW

(This falls approximately 83% of the aggregate maximum capacity of hydro-electric power plants owned by 10 utility companies.)

II. Steam-electric Power Plants

Number-44

Authorized Maximum Capacity-2,695,200KW

(This falls approximately 97% of the aggregate maximum capacity of steam-electric power plants owned by 10 utility companies.)

III. Transmission Lines

Length-14,126KM

(This falls approximately 33% of the total length of transmission lines owned by 10 utility companies.)

IV. Substations

Number-90

Authorized Capacity-5,153,630KVA

(This falls approximately 32% of the total authorized capacity of substations owned by 10 utility companies.)

V. Communication Facilities

Wire Telephone:

Length-14,268KM

Carrier Current Telephone:

Length-18,364KM

Remarks: Low percentages shown in holding of transmission lines and substations are due to the fact that our Company, from the nature of its function, owns only principal trunk lines of all transmission lines and primary substations of all substations.

c. Fixed Assets.

Fixed assets of our Company as of 30 September 1949 were valued at ¥14,475,000,000 and equivalent to 53.4% of the aggregate amount of fixed assets owned by 10 utility companies.

d. Officers and Employees.

Officers of our Company as of 30 September1949 were 1 President, 1 Vice-President, 21 Directors and 4 Auditors, number of employees as of the same date was 39,156.

DECLASSIFIED E.O. 12065 SECTION 3-402/NNDG NO.

C. Chart showing Company Organiz tion and Jurisdiction of Each of Branch Offices.

This chart shows company organization
and jurisdiction of each of branch offices.
The mark ◉ shows Location of Head Office.
The mark ○ shows Location of Each of Branch Offices.

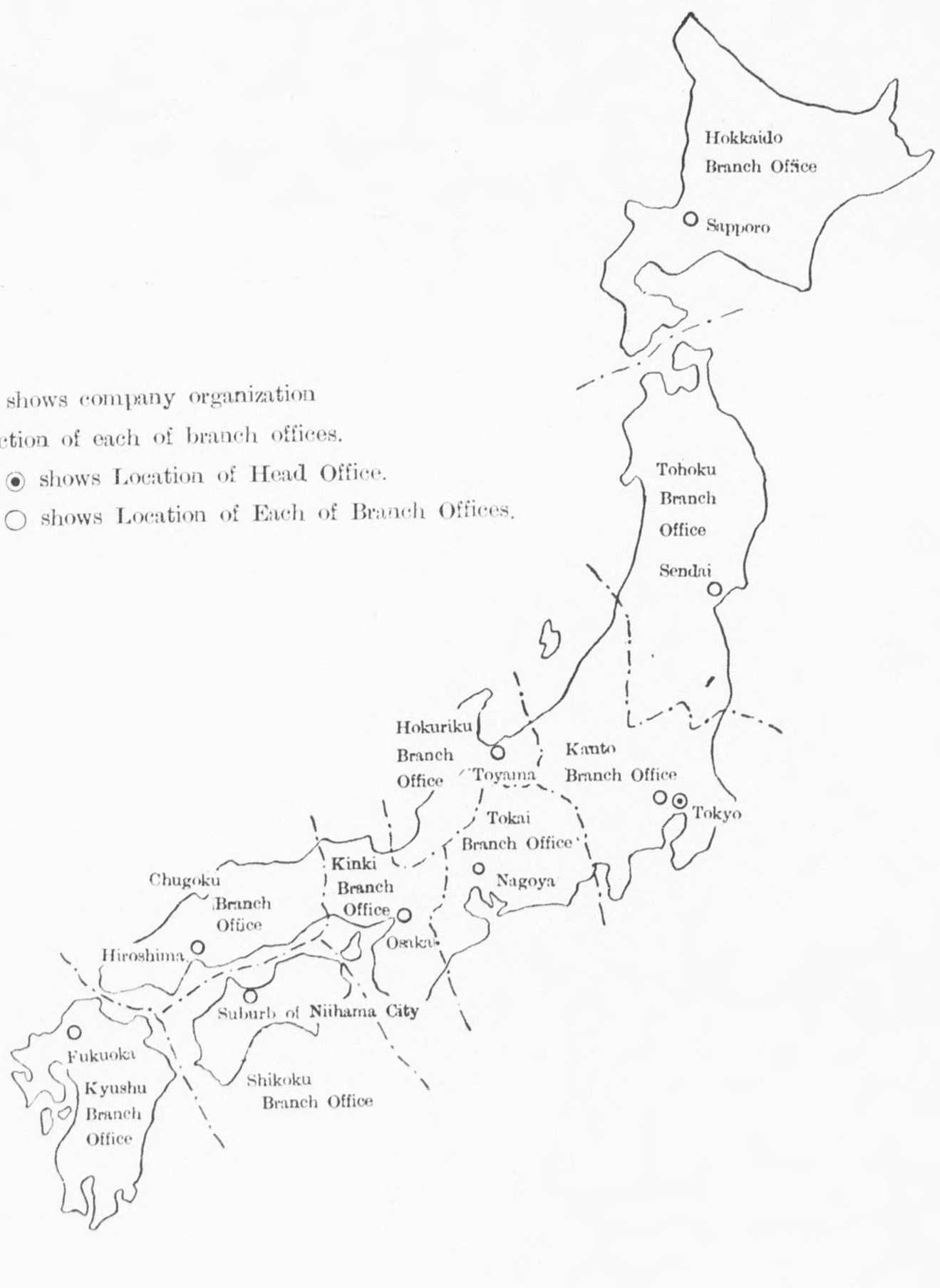

DECLASSIFIED E.O. 12065 SECTION 3-402/NND NO.

Organization Chart

—24 December 1949—

- **Head Office**
  - Construction Bureau
  - Field Agency Under Direct Control(2)
  - Office of the President
  - General Affairs Section
  - Labor Relations Section
  - Finance & Accounting Section
  - Materials Supply Section
  - **Branch Offices**
    - Hokkaido Br. Off. (Sapporo City) — Local Headquarters(2)—Field Agency(39)
      - Field Agency Under Direct Control(4)
    - Tohoku Br. Off. (Sendai City) — 〃 (4)— 〃 (92)
      - Field Agency Under Direct Control(5)
    - Kanto Br. Off. (Tokyo) — 〃 (10)— 〃 (193)
      - Field Agency Under Direct Control(9)
    - Tokai Br. Off. (Nagoya City) — 〃 (5)— 〃 (120)
      - Field Agency Under Direct Control(6)
    - Hokuriku Br. Off. (Toyama City) — 〃 (3)— 〃 (63)
      - Field Agency Under Direct Control(5)
    - Kinki Br. Off. (Osaka City) — 〃 (4)— 〃 (58)
      - Field Agency Under Direct Control(23)
    - Chugoku Br. Off. (Hiroshima City) — 〃 (4)— 〃 (67)
      - Field Agency Under Direct Control(11)
    - Shikoku Br. Off. (Izumikawa Town) — 〃 (3)— 〃 (36)
      - Field Agency Under Direct Control(5)
    - Kyushu Br. Off. (Fukuoka City) — 〃 (4)— 〃 (78)
      - Field Agency Under Direct Control(9)
  - Electric Supply Section
  - Electric Engineering Section
  - Steam-electric Power Plant Section
  - Civil Engineering Section
  - Research & Statistics Section
  - Electric Power Research Laboratory

Total: Field Agency Under Direct Control (77) Local Headquarters (39) Field Agency (746)

Remarks: Besides the above, there are 49 Construction Agencies.

DECLASSIFIED E.O. 12065 SECTION 3-402/NNDG NO.

2. ELECTRIC FACILITIES

A. Transmission System and Electric Facilities by Branch Offices.

— 31 March 1949 —

Legend :

- ● Hydro-electric Power Plant.
- ⊕ Steam-electric Power Plant.
- — Transmission Line.
- ◎ Main City.

Electric Facilities by Branch Offices

Branch Office	Hydro-electric Power Plant Auth. Cap. (1,000 kW)	Steam-electric Power Plant Auth. Cap. (1,000 kW)	Substation Cap. (1,000 kVA)	Transmission Line Length (km)
Hokkaido Br. Office	174	45	109	911
Tohoku ,, ,,	642	—	132	1,795
Kanto ,, ,,	1,256	343	1,854	3,405
Tokai ,, ,,	983	287	359	2,333
Hokuriku ,, ,,	822	10	176	985
Kinki ,, ,,	107	1.160	1,284	1,560
Chugoku ,, ,,	229	253	464	1,402
Shikoku ,, ,,	155	77	38	541
Kyushu ,, ,,	338	520	738	1,194
Total	4,706	2,695	5,154	14,126

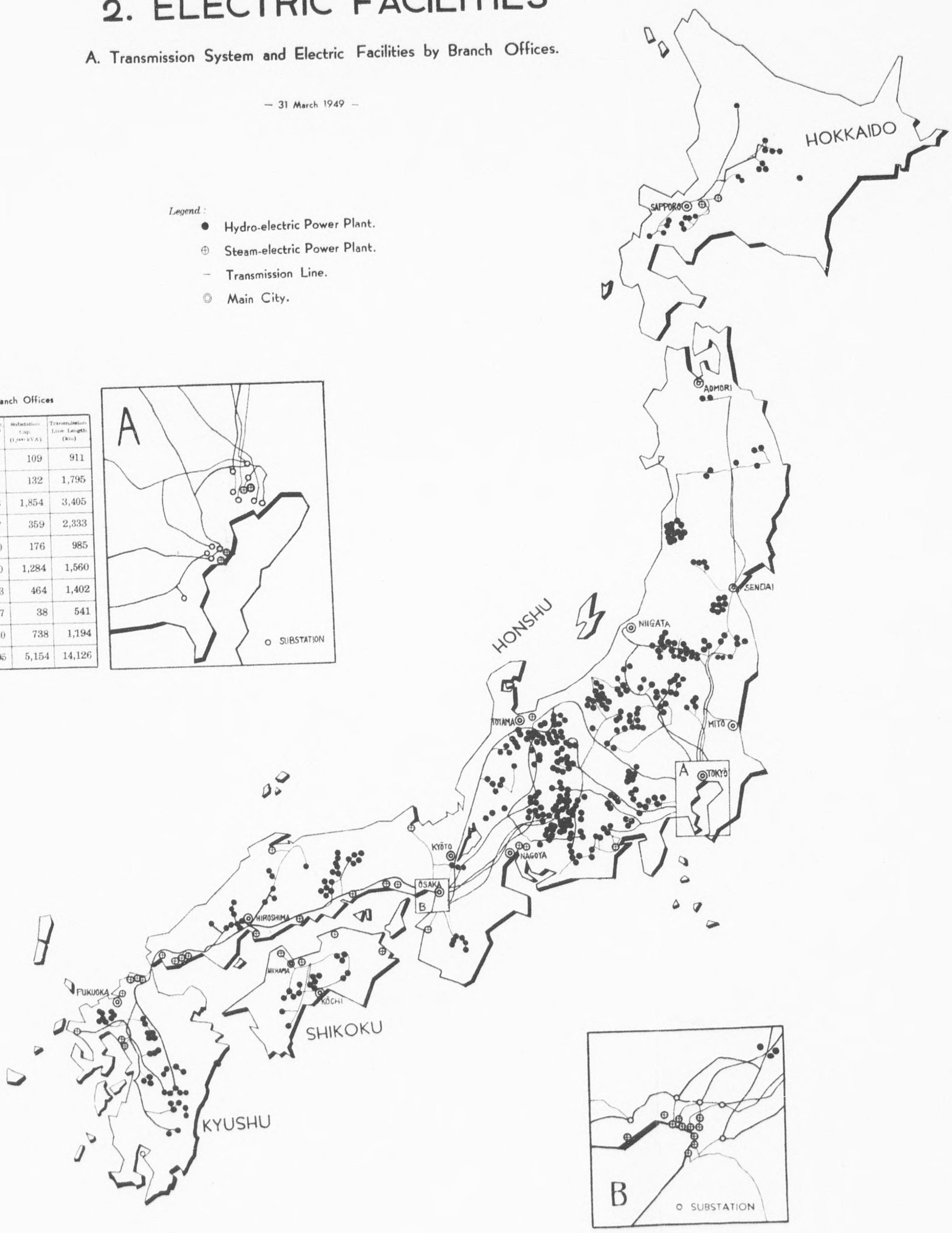

DECLASSIFIED E.O. 12065 SECTION 3-402/NNDS NO.

B. Scale of Electric Facilities and Record ever created.

a. Hydro-electric Power Plant

I. Capacity classified by grade

Authorized capacity by scale	Our Company (A)		Total Electric Supply Companies		Total of our Company and Electric Supply Companies (B)		Percentage retained by our Company in total of our Company and Electric Supply Companies A/B %	
	Number of plant	Authorized capacity (1,000KW)	Number of plant	Authorized capacity (1,000KW)	Number of plant	Authorized capacity (1,000KW)	Number of plant	Authorized capacity (1,000KW)
Above 25,000KW	52	2,286	—	—	52	2,286	100.0	100.0
25,000-5,000KW	184	2,075	35	261	219	2,336	84.0	89.0
Below 5,000KW	152	345	856	730	1,008	1,075	15.1	32.0
Total	388	4,706	891	991	1,279	5,697	30.3	82.5

DECLASSIFIED E.O. 12958 SECTION 3.4(b) NARA, DATE 3/27/07

Ⅱ. Record ever created by our Company

Kind of top record	Name of plant	Description of top record equipment	Installed in	Remarks
Authorized Capacity	Shinanogawa	Authorized maximum capacity 165,000KW	1939	Water turbines are 39,000KW×5 manufactured by Voit. Generators are 39,000 KVA×5 manufactured by A. E. G.
Capacity of generator	〃	Capacity of generator 39,000KVA	〃	
Height of dam	Miura	Height of dam 84.1m	1945	The crest length of dam is 262m and volume of dam is 550,000m³.
Head	Oguchigawa No.3	Head 621m	1931	The authorized maximum capacity is 14,000KW. Water turbines are manufactured by Dengyosha.
Age	Numakami	Age 50 years	1899	The authorized maximum capacity is 1,560KW.

DECLASSIFIED E.O. 12958 SECTION 3.4(b) NND 963211

b. Steam-electric Power Plant

I. Capacity classified by grade

Authorized capacity by scale	Our Company (A)		Total Electric Supply Companies		Total of our Company and Electric Supply Companies (B)		Percentage retained by our Company in total of our Company and Electric Supply Companies A/B %	
	Number of plant	Authorized capacity (1,000KW)	Number of plant	Authorized capacity (1,000KW)	Number of plant	Authorized capacity (1,000KW)	Number of plant	Authorized capacity (1,000KW)
Above 25,000KW	25	2,396	—	—	25	2,396	100.0	100.0
25,000-5,000KW	19	299	7	61	26	360	73.2	83.1
Below 5,000KW	—	—	48	37	48	37	0	0
Total	44	2,695	55	98	99	2,793	44.4	96.6

DECLASSIFIED E.O. 12065 SECTION 3-402/NND 763 ___

Ⅱ. Record ever created by our Company

Kind of top record	Name of plant	Description of top record equipment	Installed in	Remarks
Authorized capacity	Amagasaki No. 1	Authorized maximum capacity 318,000KW	1933	Generators are 62,500KVA×6.
Capacity of generator	Amagasaki No. 2	Capacity of generator 93,750KVA	1937	The authorized maximum capacity is 300,000KW.
Capacity of boiler	〃 〃	Capacity of boiler 200 T/h	1937	
Temperature in boiler	Ainoura	Steam temperature 465° C	1939	The authorized maximum capacity is 64,500KW. Boilers are manufactured by Mitsubishi.
Pressure in boiler	Shikamako	Steam pressure 46 kg/cm²	1932	The authorized maximum capacity is 65,000KW. Boilers are manufactured by Mitsubishi and B&W.
Age	Minatogawa	Age 38 years	1911	The authorized maximum capacity is 12,500KW.

DECLASSIFIED E.O. 12065 SECTION 3-402/NND

e. Transmission Line

I. Voltage classified by grade

Grade of voltage	Our Company (A)	Total Electric Supply Companies	Total of our Company and Electric Supply Companies (B)	Percentage retained by our Company in total of our Company and Electric Supply Companies A/B%
	KM	KM	KM	
Above 100KV	5,823	—	5,823	100.0
70 - 40KV	7,616	9,216	16,832	45.1
Below 30KV	687	19,867	20,554	33.4
Total	14,126	29,083	43,209	32.7

DECLASSIFIED E.O. 12065 SECTION 3-402/NND

Ⅱ. Record ever created by our Company

Kind of top record	Name of transmission line	Description of top record equipment	Installed in	Remarks
Voltage of aerial line	Kurobe-Sasazu Line	Designed voltage 250,000V (Now operated at 154,000V)	1923	The length is 49KM. 250mm² hollow copper wire.
Voltage of underground line	Kasugade No. 2 New Line	Voltage 77,000V	1938	The length is 2.4KM. Single-core O.F. cable.
Age	Totsuka-Koyasu Line	Age 39 years	1910	The length is 17.74KM. 60KV.

DECLASSIFIED E.O. 12065 SECTION 3-402/NND No.

d. Substation

I. Capacity classified by grade

Grade of voltage at high-tension side	Our Company (A)		Total Electric Supply Companies		Total of our Company and Electric Supply Companies (B)		Percentage retained by our Company in total of our Company and Electric Supply Companies A/B %	
	Number of station	Authorized capacity (1,000KVA)	Number of station	Authorized capacity (1,000KVA)	Number of station	Authorized capacity (1,000KVA)	Number of station	Authorized capacity (1,000KVA)
Above 100KV	57	4,315	—	—	57	4,315	100.0	100.0
70 - 40KV	30	807	586	6,313	616	7,120	4.9	12.3
Below 30KV	3	32	1,317	4,700	1,320	4,732	0.2	0.7
Total	90	5,154	1,903	11,013	1,993	16,167	4.5	31.9

DECLASSIFIED E.O. 12065 SECTION 3-402/NND 830

Ⅱ. Record ever created by our Company

Kind of top record	Name of substation	Description of top record equipment	Installed in	Remarks
Authorized capacity	Yao	Authorized capacity 258,000KVA	1929	Transformer 22,000KVA × 11 20,000KVA × 1
Capacity of transformer	Wadabori	Capacity of transformer 50,000KVA	1939	The authorized capacity is 100,000KVA.
Age	Ogu	Age 37 years	1912	The authorized capacity is 30,000KVA.

Remarks: As the top record for capacity of transformers installed in places other than substations, the transformer installed in Tsurumi Steam-electric Power Plant can be mentioned which has the capacity of 63,000 KVA(3-phase 10/60KV)

DECLASSIFIED E.O. 12958 SECTION 3.4(b) NND

C. Expansion Trend of Electric Facilities

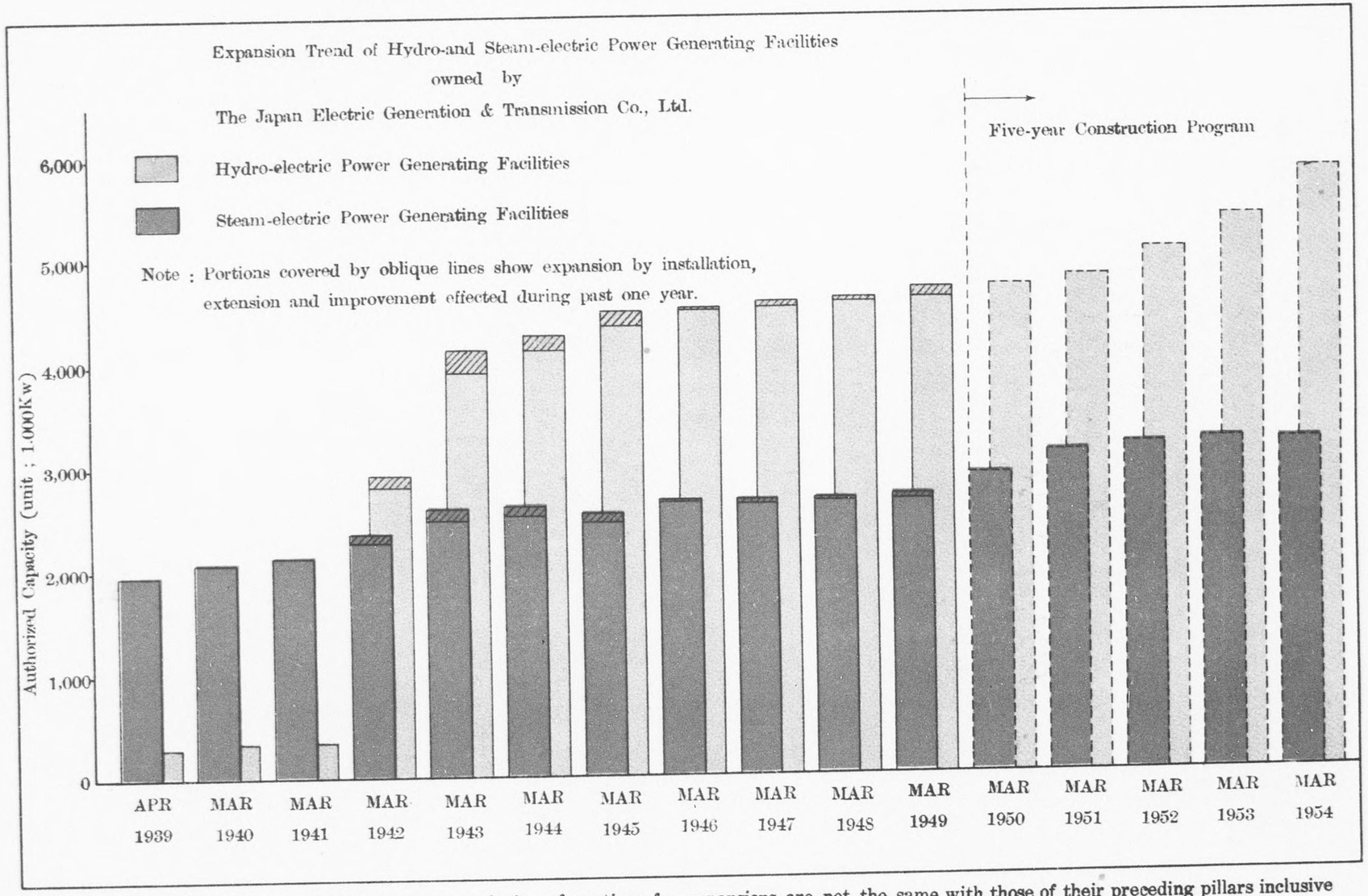

Remarks : Heights of certain pillars exclusive of portions for expansions are not the same with those of their preceding pillars inclusive of portions for expansions. This is because there were mergers, purchases or removals of facilities.

DECLASSIFIED E.O. 12065 SECTION 3-402/NNDS NO.

3. Electric Power Supply.

Our Company has Central Load-dispatching Control Station in Head Office in Tokyo and Local Load-dispatching Control Station in each of nine districts of the country. In addition, under these Local Load-dispatching Control Stations, are there 40 Load-dispatching Stations and these Local Load-dispatching Stations are located in each of major power systems of the nation. Power is supplied for the whole nation under this load-dispatching control system. Weather, rainfall and stream-flow in all districts of the nation at 6 o'clock every morning are reported to the Central Load-dispatching Control Station by around 10 a. m. and on the basis of these reports, hydro-electric power generating capacities of all districts of the nation are grasped. The Central Load-dispatching Control Station estimates demands of all districts for the next day on the basis of consumptions of the previous day. Based on this estimates, the Station decides which steam-electric power plant should be operated to what extent, storage of which reservoir should be discharged to what extent, which power plant should be operated at 50 cycles or 60 cycles, how much of the total power estimated to be generated by these decisions to be transferred from Kanto District to Tohoku District, how much from Kansai District back to Kanto District, how much from Hokuriku District to Kansai District, how much from Kansai District to Kyushu District through Chugoku District, and notifies said decisions to Power Supply Companies by noon. If sudden rainfall, unexpected accident,etc. happen after abovementioned notifications have been made, prompt alterations are made to cope with the situation. Communication facilities owned by our Company to fulfil these functions are wire telephone 14,268 KM in length and carrier current telephone 18,364 KM in length as of 31 March 1949 and prompt communications with Load-dispatching Control Stations located in all districts of the nation are secured.

Our Company, since its time of incorporation, has thus kept on power system operation on a large scale which has never been conducted before and by which not a drop of water has been spilled and deficient power has been effectively and fairly allocated to each district. By so doing, furthermore, our Company has directed its efforts toward economy of coal for steam-electric power generation and reduction of transmission loss.

(Photo shows the interior of Central Load-dispatching Control Station in the Head office of our Company.)

DECLASSIFIED E.O. 12065 SECTION 3-402/NNDS NO.

A. CHART SHOWING LOAD-DISPATCHING CONTROL SYSTEM

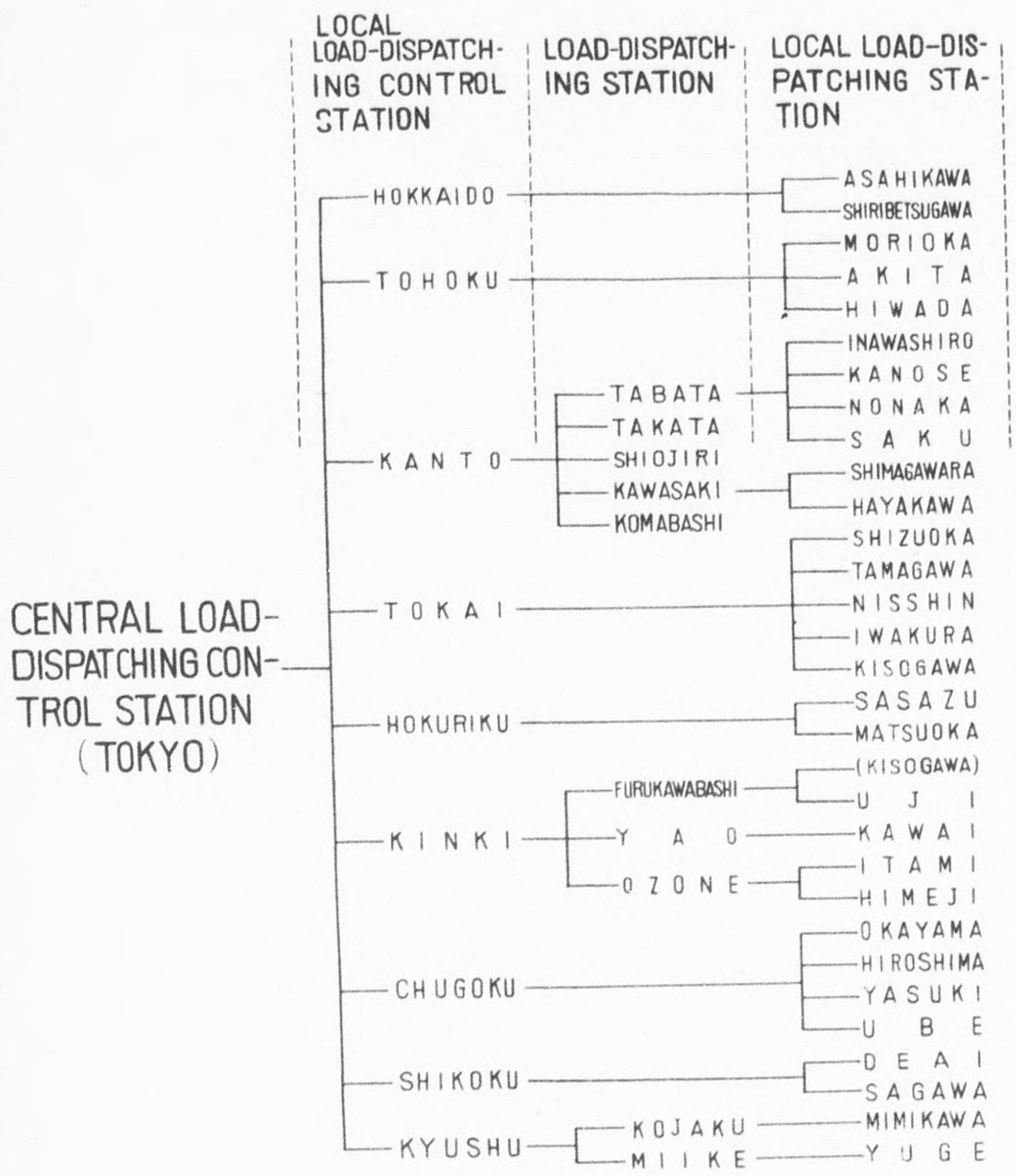

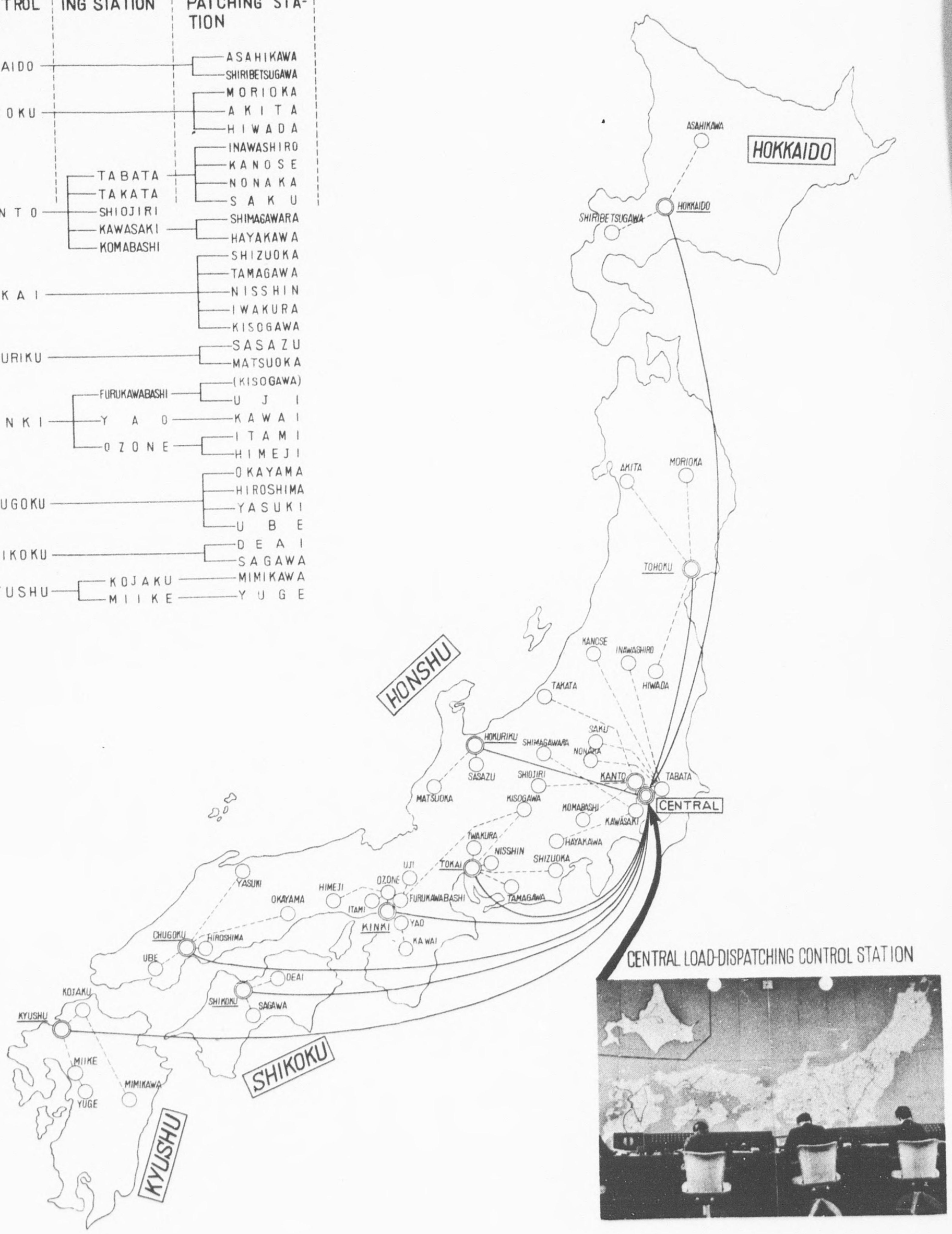

CENTRAL LOAD-DISPATCHING CONTROL STATION

DECLASSIFIED E.O. 12065 SECTION 3-402/NNDG NO.

B. Trend shown in Record of Power Generated and Received.

a. Record by Fiscal Year

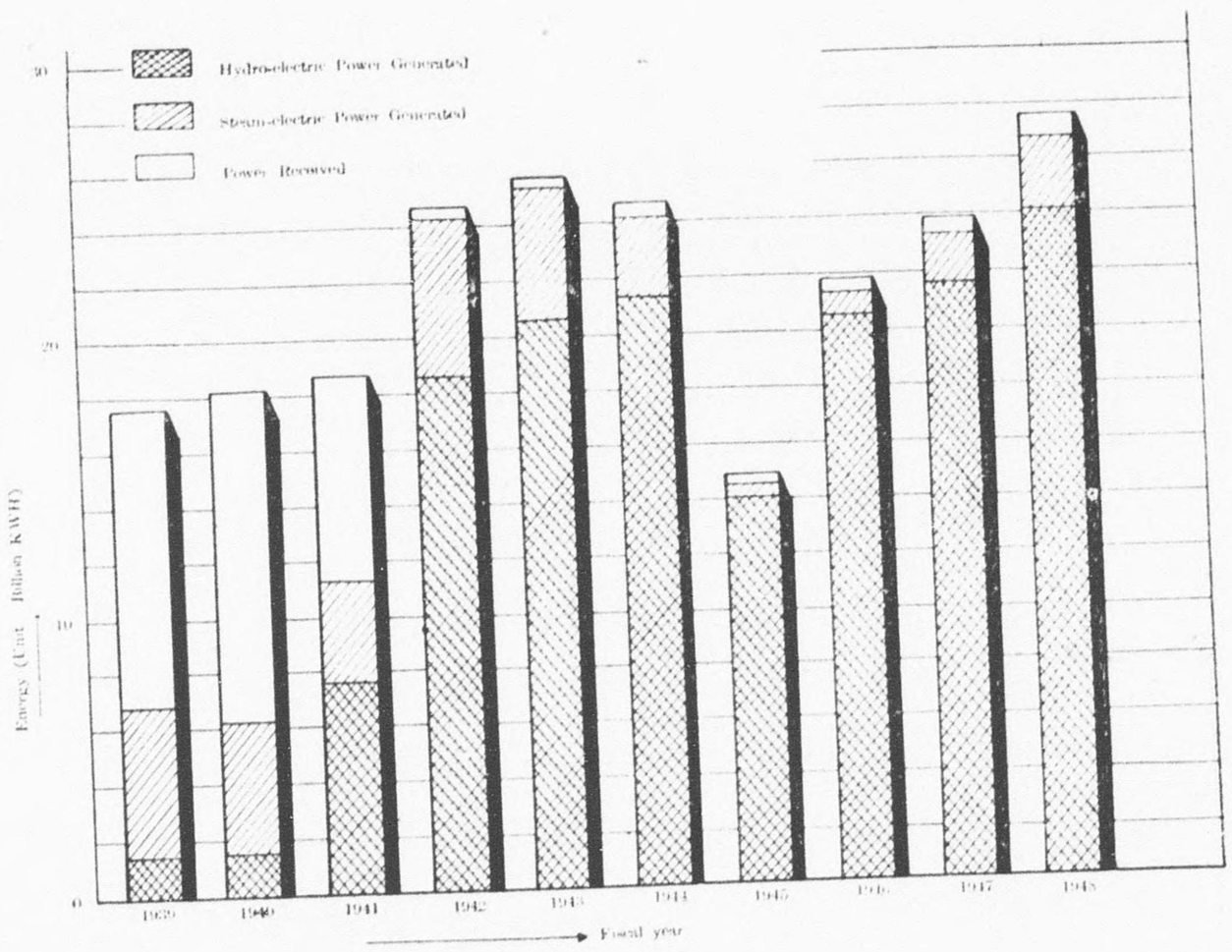

Nucleus of electric facilities owned by our Company is hydro-electric power plants, and steam-electric power plants are mainly operated as supplement to hydro-electric power generation in dry season. our Company, since its organization, has devoted itself to rational operation of electric facilities, development of new power resources, restoration of facilities damaged by war or earthquakes, etc., which resulted in establishment in the Fiscal Year 1948 of top record, since our Company's incorporation, in actual result of power generated.

Sharp drop in record of power generated in the Fiscal Year 1945 is due to decreased demand caused by stagnation of various industrial activities brought about by cessation of war, but increase in demand thereafter shows such upward trend as exceeding pre-war records.

DECLASSIFIED E.O. 12065 SECTION 3-402/NNDG NO. 770029

b. Power Generated Per Day

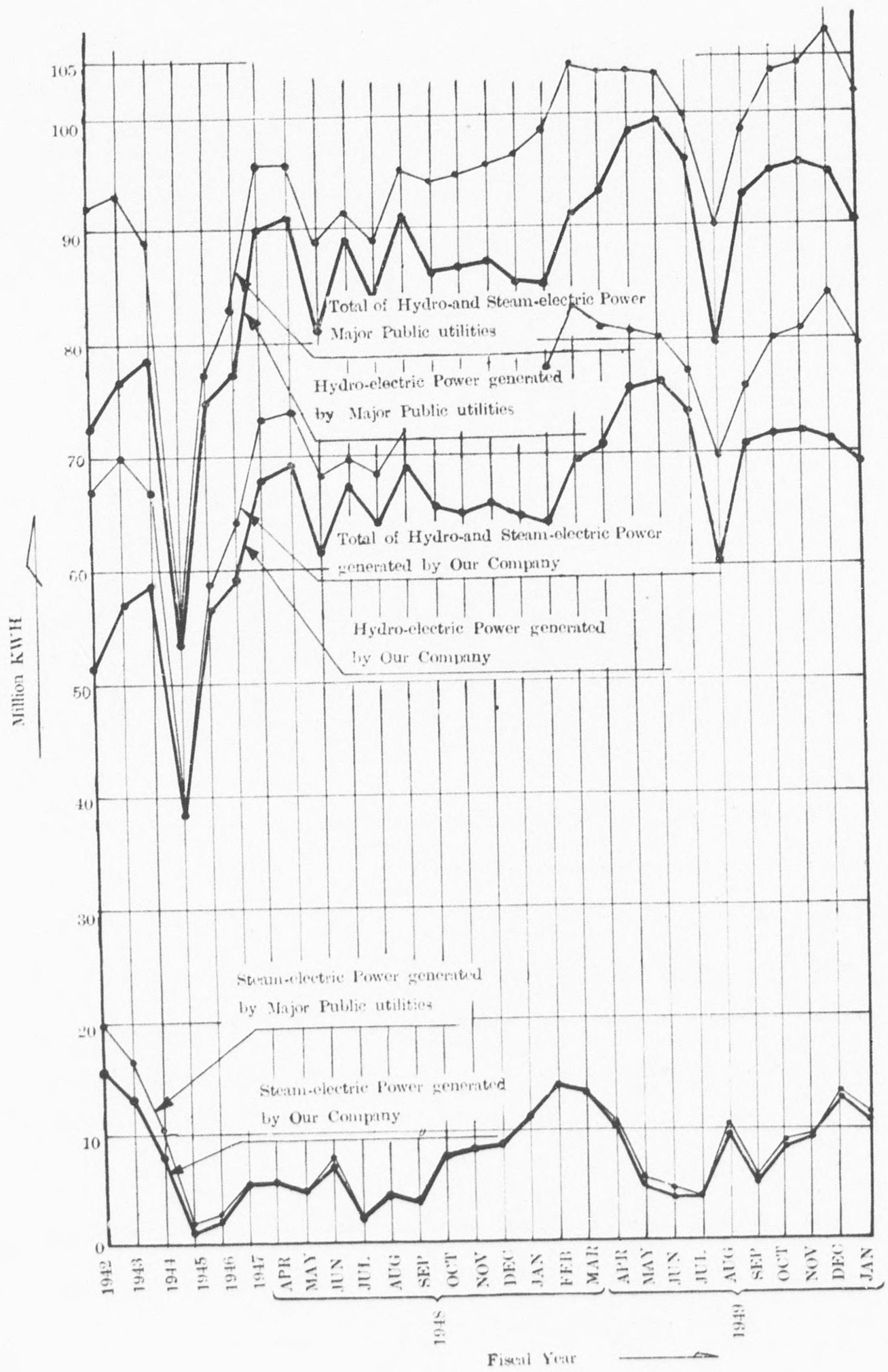

DECLASSIFIED E.O. 12065 SECTION 3-402/NNDG NO.

C. Typical Daily Load Curve - Generation End.

a. Daily Load Curve (Rich-water Season) All Japan. May 18th 1949

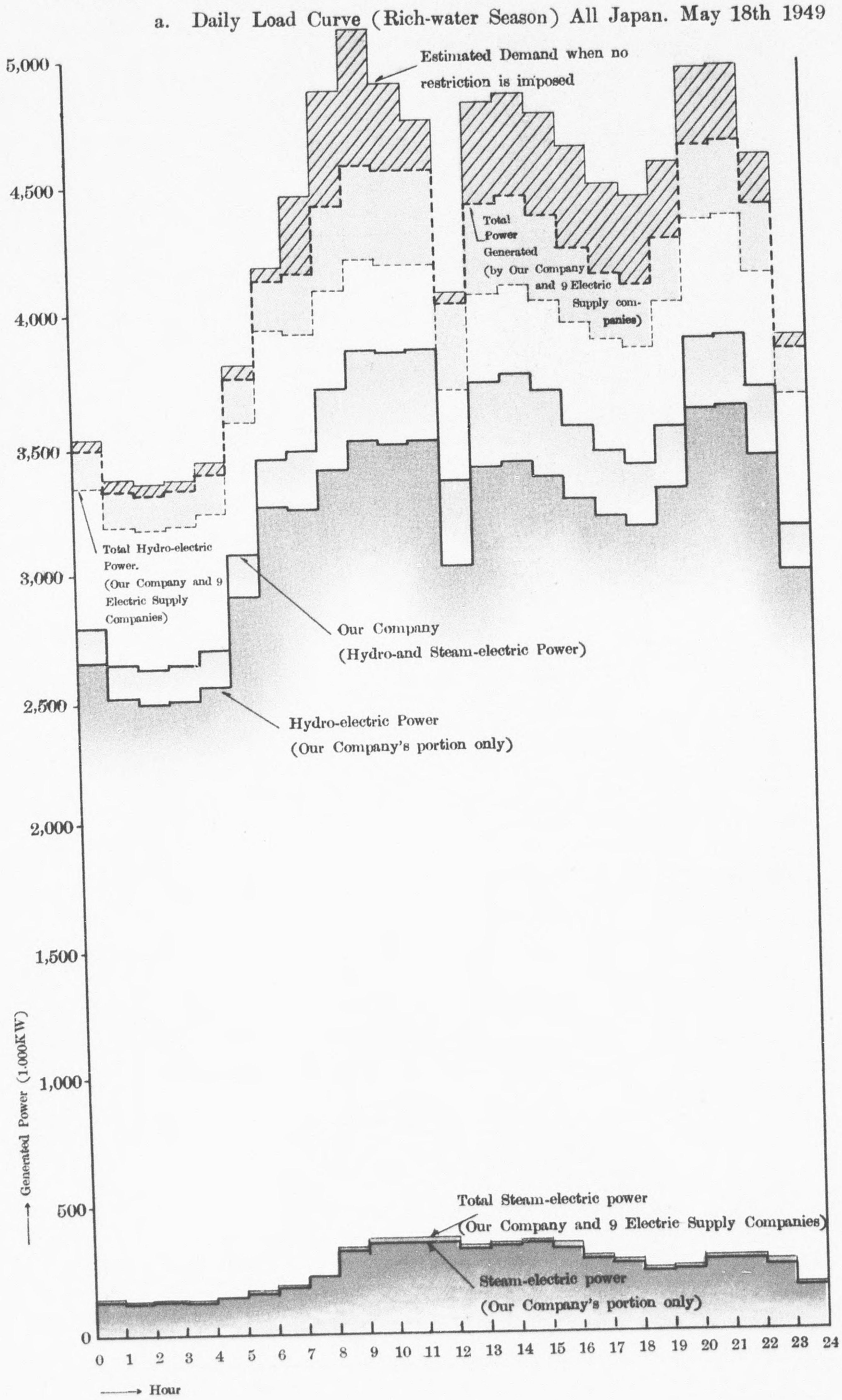

DECLASSIFIED E.O. 12065 SECTION 3-402/NNDG NO.

b. Daily Load Curve (Dry Season)

All Japan Jan. 18th 1950

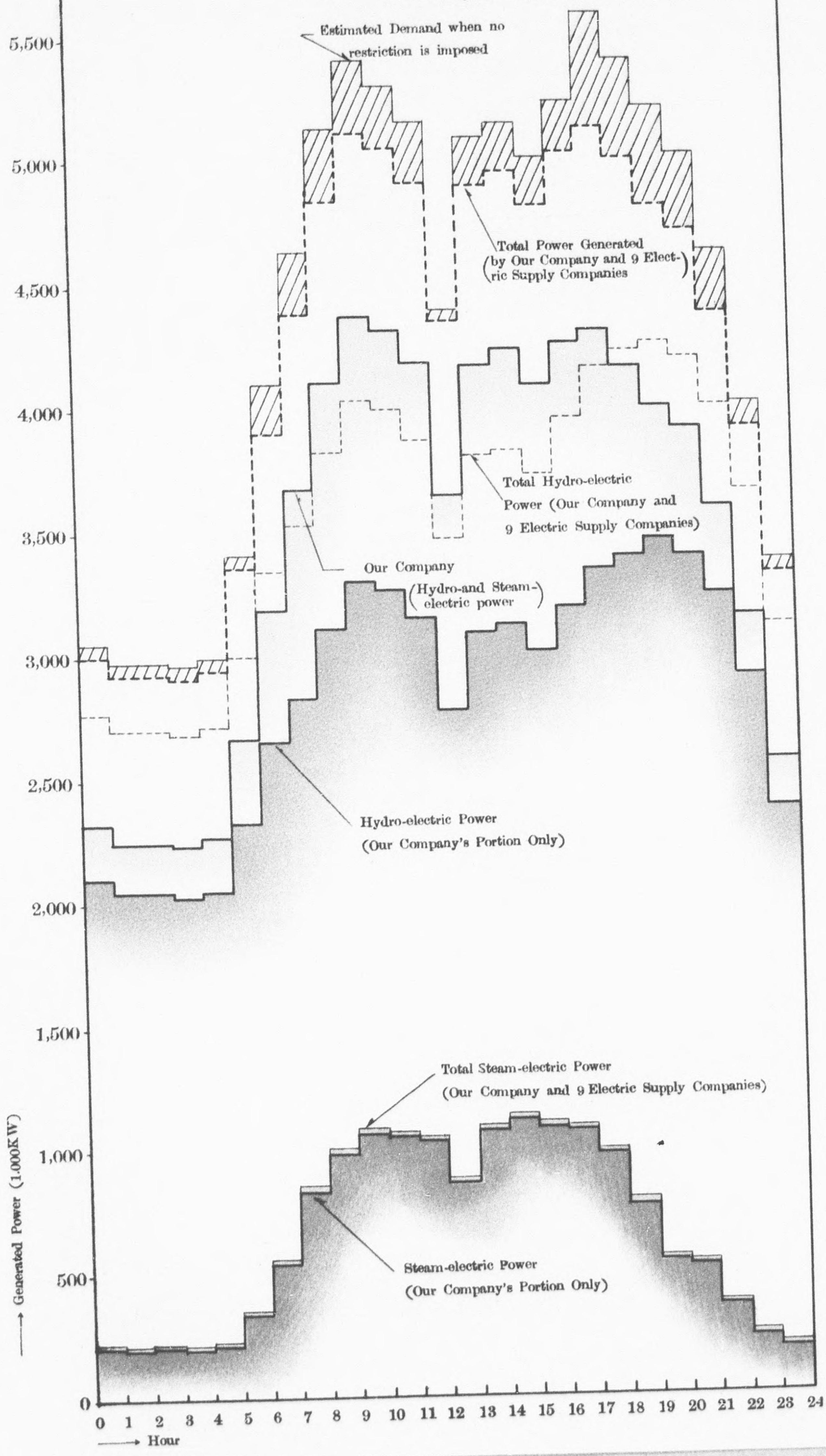

DECLASSIFIED E.O. 12065 SECTION 3-402/NNDG NO.

D. Statistics of Inter-changed Power Between Districts

—During the Fiscal Year 1948 (ending in March 1949)—

(Unit : Million KWH)

Item / District	Generated: Hydro-electric Power	Generated: Steam-electric Power	Purchased	Total
HOKKAIDO	851	92	79	1,022
TOHOKU	1,321	—	24	1,345
KANTO	7,980	93	548	8,621
KANSAI	10,447	660	29	11,136
CHUGOKU	1,122	362	22	1,506
SHIKOKU	792	63	26	881
KYUSHU	1,558	1,388	45	2,991
TOTAL	24,071	2,658	773	27,502

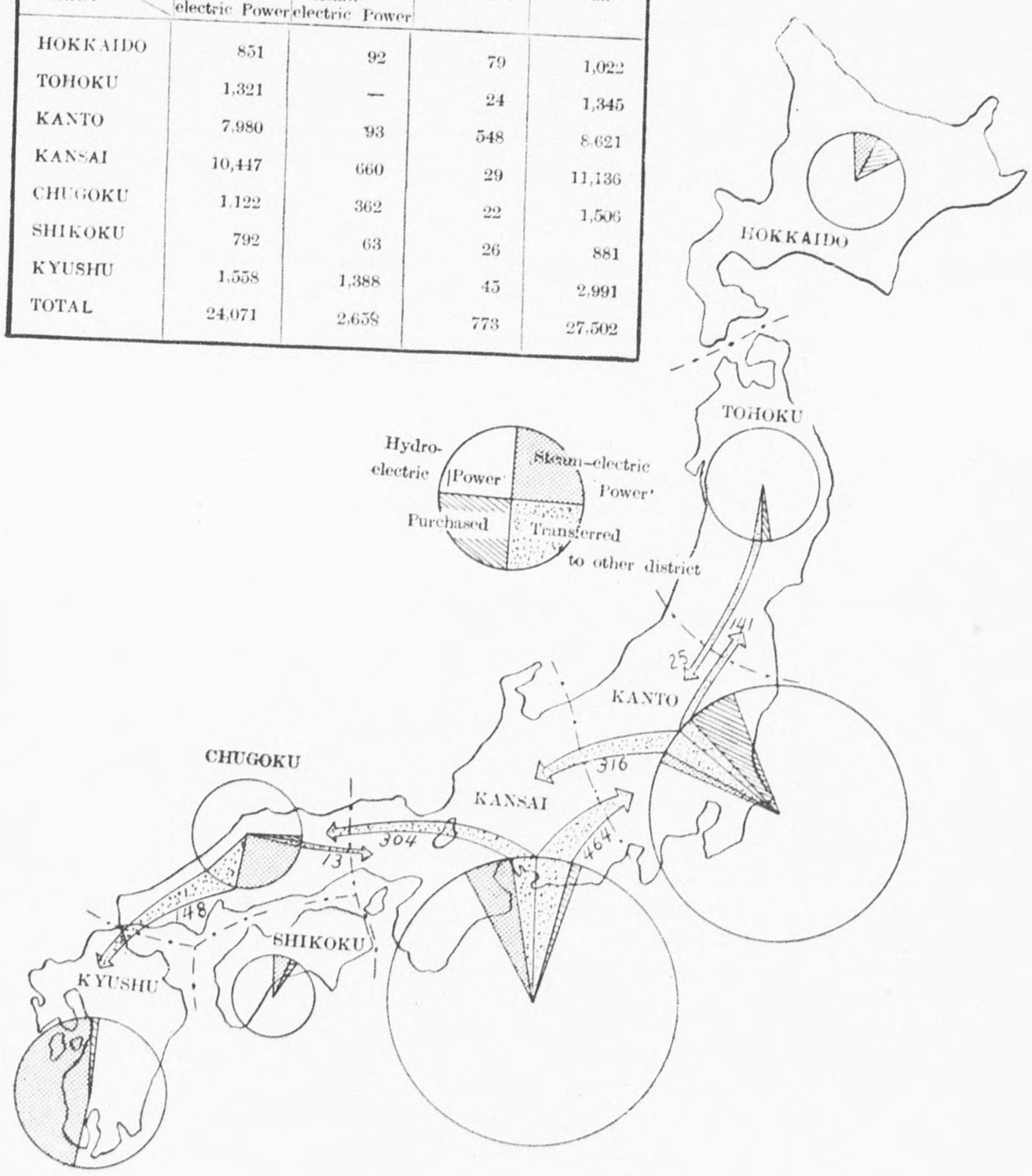

DECLASSIFIED E.O. 12065 SECTION 3-402/NNDG NO.

4. Revenue and Expenditure

A. Balance Sheets as of 30 September

Profit and Loss Statements for

The Japan Electric Generation &

Balance

—30 September

Assets	
Item	
Uncalled Capital Stock	75,000,000.00
Fixed Assets	7,619,064,512.59
Power Generation and Transmission Enterprise	7,562,331,007.42
Hydro-electric Power Generating Facilities	2,399,000,919.11
Steam Power Generating Facilities	610,423,306.31
Transmitting Facilities	408,984,797.84
Transforming Facilities	191,070,843.07
Business Facilities	237,405,187.53
Incomplete Construction Works Account	3,163,815,819.66
Construction Preliminary Work Account	69,672,879.35
Extra Repair Account	481,957,257.55
Other Enterprise	56,733,505.17
Salt Making Facilities	52,322,483.98
Incomplete Construction Works Account	4,411,021.19
Investments	51,900,440.88
Investments in Affiliated Companies	45,827,505.71
Long Term Investments	1,047,430.86
Real Estates	5,025,504.31
Current Assets	7,560.985,565.88
Materials and Supplies	3,150,875,460.87
Accounts Receivable from Consumers	2,154,616,790.59
Sundry Accounts Receivable	5,508,118.87
Securities	379,761,727.16
Short Term Loans	148,486,754.35
Prepayments	1,231,452,977.10
Suspense Payments	
Funds for Payments of Principal of & Interest on Bonds & Debentures	34,719,608.05
Funds for Dividends Payment	455,213,128.89
Bank Deposits and Cash	351,000.00
Securities, Borrowed & Deposited	28,333,358.53
Defferred Assets	28,333,358.53
Unamortized Bonds & Debentures Discounts and Expenses	
Total	15,335,283,877.88

DECLASSIFIED E.O. 12065 SECTION 3-402/NNDG NO.

1948 and 31 March 1949 and
Months ended on Such Dates.

Transmission Co., Ltd.

Sheet

1948 – (Unit : Yen)

Liabilities	
Item	
Capital	1,491,151,000.00
Capital Stock	1,468,000,000.00
Legal Reserve	23,151,000.00
Long Term Debts	8,542,286,300.00
Bonds and Debentures	1,921,136,300.00
Long Term Loans	6,621,150,000.00
Short Term Debts	5,198,458,580.75
Short Term Loans	1,530,052,800.00
Accounts Payable for Purchase	2,764,380,688.28
Deposits	50,034,843.75
Accounts Payable	764,161,423.30
Suspense Receipts	89,477,825.42
Securities Borrowed & Deposited per Contra	351,000.00
Reserve Provided	101,901,569.39
Reserve provided for Employees Retirement Allowances	81,960,691.36
Reserve provided for Tax Payment	19,940,878.03
Surplus	1,486,427.74
Surplus from Previous Term	
Surplus for the Term	1,486,427.74
Total	15,335,283,877.88

DECLASSIFIED E.O. 12065 SECTION 3-402/NNDG NO.

The Japan Electric Generation &
Balance
—31 March

Assets	
Item	
Uncalled Capital Stock	75,000,000.00
Fixed Assets	11,930,501,429.62
Power Generation and Transmission Enterprise	11,881,043,708.21
Hydro-electric Power Generating Facilities	4,086,988,859.10
Steam Power Generating Facilities	758,067,496.08
Transmitting Facilities	742,680,531.42
Transforming Facilities	315,624,165.47
Business Facilities	419,423,861.25
Incomplete Construction Works Account	3,852,771,397.36
Construction Preliminary Work Account	123,492,922.62
Extra Repair Account	1,581,994,474.91
Other Enterprise	49,457,721.41
Salt Making Facilities	52,694,266.59
Incomplete Construction Works Account	△ 3,236,545.18
Investments	35,599,284.82
Investments in Affiliated Companies	24,750,743.60
Long Term Investments	5,535,170.86
Real Estates	5,313,370.36
Current Assets	10,279,230,807.17
Materials and Supplies	4,401,688,193.31
Accounts Receivable from Consumers	3,559,551,294.65
Sundry Accounts Receivable	245,335,638.91
Securities	
Short Term Loans	160,349,199.19
Prepayments	200,653,819.29
Suspense Payments	506,173,164.60
Funds for Payment of Principal of & Interest on Bonds & Debentures	2,369,186.10
Funds for Dividends Payment	1,202,767,861.12
Bank Deposits and Cash	342,450.00
Securities, Borrowed & Deposited	33,029,147.62
Deferred Assets	
Unamortized Bonds & Debentures Discounts and Expenses	33,029,147.62
Total	22,353,360,669.23

Remarks : 1. Our Company has two terms of settlement, namely,
Term " in this sheet is balance carried forward from
2. Mark △ shows red figure.

DECLASSIFIED E.O. 12065 SECTION 3-402/NNDG NO.

Transmission Co., Ltd.

Sheet

1949—

(Unit : Yen)

Liabilities	
Item	
Capital	1,491,226,000.00
Capital Stock	1,468,000,000.00
Legal Reserve	23,226,000.00
Long Term Debts	14,637,848,800.00
Bonds and Debentures	1,936,438,800.00
Long Term Loans	12,701,410,000.00
Short Term Debts	6,096,126,802.41
Short Term Loans	486,038,270.85
Accounts Payable for Purchase	4,507,784,276.31
Deposits	48,572,353.74
Accounts Payable	962,037,179.36
Suspense Receipts	91,352,272.15
Securities Borrowed & Deposited per Contra	342,450.00
Reserve Provided	125,495,220.91
Reserve provided for Employees Retirement Allowances	104,132,715.02
Reserve provided for Tax Payment	21,362,505.89
Surplus	2,663,845.91
Surplus from Previous Term	1,411,427.74
Surplus for the Term	1,252,418.17
Total	22,353,360,669.23

March 31 and September 30. Accordingly, "Surplus from Previous settlement at September 30, 1948.

DECLASSIFIED E.O. 12065 SECTION 3-402/NNDG NO.

The Japan Electric Generation &

Profit and Loss

(1 April 1948—30

Expenditures	
Item	
Operating Expenses	6,681,647,402.24
Hydro-electric Power Generating Expenses	1,054,701,531.92
Steam-electric Power Generating Expenses	3,369,783,762.38
Power Purchased	161,887,402.12
Transmitting Expenses	238,399,189.60
Transforming Expenses	132,146,483.06
Business Expenses	1,007,569,872.50
Reserve for Employees Retirement Allowances	35,000,000.00
Depreciation	90,267,000.00
Power Charges Transferred (Credit)	△ 4,050,839.34
Expenses for Mobilization of Private Plants	595,943,000.00
Other Operating Expenses	24,411,483.24
Salt Making Expenses	24,411,483.24
Non-Operating Expenses	307,1[illegible]3,663.91
Taxes	16,742,326.17
Interest Charges	260,269,170.82
Amortization of Bonds & Debentures Discounts and Expenses	3,367,484.30
Retirement of Fixed Assets	2,141,569.67
Miscellaneous Losses	23,673,172.95
Surplus for the Term	1,486,427.74
Total	7,014,738,977.13

Remarks : Mark △ shows red figure.

DECLASSIFIED E.O. 12065 SECTION 3-402/NNDS NO.

Transmission Co., Ltd.

Statement

September 1948) (Unit : Yen)

Revenues	
Item	
Operating Incomes	6,980,954,773.30
Power Sales	6,974,110,183.81
Miscellaneous Income from Services	6,844,589.49
Other Operating Incomes	7,360,247.69
Income from Salt Making	7,360,247.69
Non-Operating Incomes	26,423,956.14
Income from Investments	232,559.57
Miscellaneous Income	26,191,396.57
Total	7,014,738,977.13

DECLASSIFIED E.O. 12065 SECTION 3-402/NNDG NO. 770[illegible]

The Japan Electric Generation &
Profit and Loss
(1 October 1948—31

Expenditures	
Item	
Operating Expenses	12,094,194,415.64
Hydro-electric Power Generating Expenses	1,807,905,620.05
Steam-electric Power Generating Expenses	7,012,965,323.00
Power Purchased	323,100,524.15
Transmitting Expenses	389,844,038.32
Transforming Expenses	192,321,512.23
Business Expenses	1,603,869,942.49
Reserve for Employees Retirement Allowances	35,000,000.00
Depreciation	133,999,641.72
Power Charges Transferred (Credit)	△ 5,702,918.83
Expenses for Mobilization of Private Plants	600,890,732.51
Other Operating Expenses	13,026,599.01
Salt Making Expenses	13,026,599.01
Non-Operating Expenses	1,563,302,396.19
Taxes	13,365,021.22
Interest Charges	533,914,596.28
Amortization of Bonds & Debentures Discounts and Expenses	4,426,974.67
Retirement of Fixed Assets	6,627,795.28
Miscellaneous Losses	1,004,968,008.74
Surplus for the Term	1,252,[illegible]18.17
Total	13,671,775,829.01

Remarks : 1. Mark △ shows red figure.

2. Reason for nearly doubled revenue for 2nd term of 1948 against

DECLASSIFIED E.O. 12065 SECTION 3-402/NNDG NO.

Transmission Co., Ltd.

Statement

March 1949)

(Unit : Yen)

Revenues	
Item	
Operating Incomes	12,635,929,862.74
Power Sales	12,628, 87,408.56
Miscellaneous Income from Services	7,542,454.18
Other Operating Incomes	2,087,158.03
Income from Salt Making	2,087,158.03
Non-Operating Incomes	1,033,758,808.24
Income from Investments	111.015.84
Miscellaneous Income	1,033,647,792.40
Total	13,671,775,829.01

revenue for 1 st term is enforcement in June, 1948 of trebled power rates.

DECLASSIFIED E.O. 12065 SECTION 3-402/NNDG NO.

B. Trend of Power Sale and Revenue Therefrom, Unit Revenue Per KWH and Trend of Price Indices

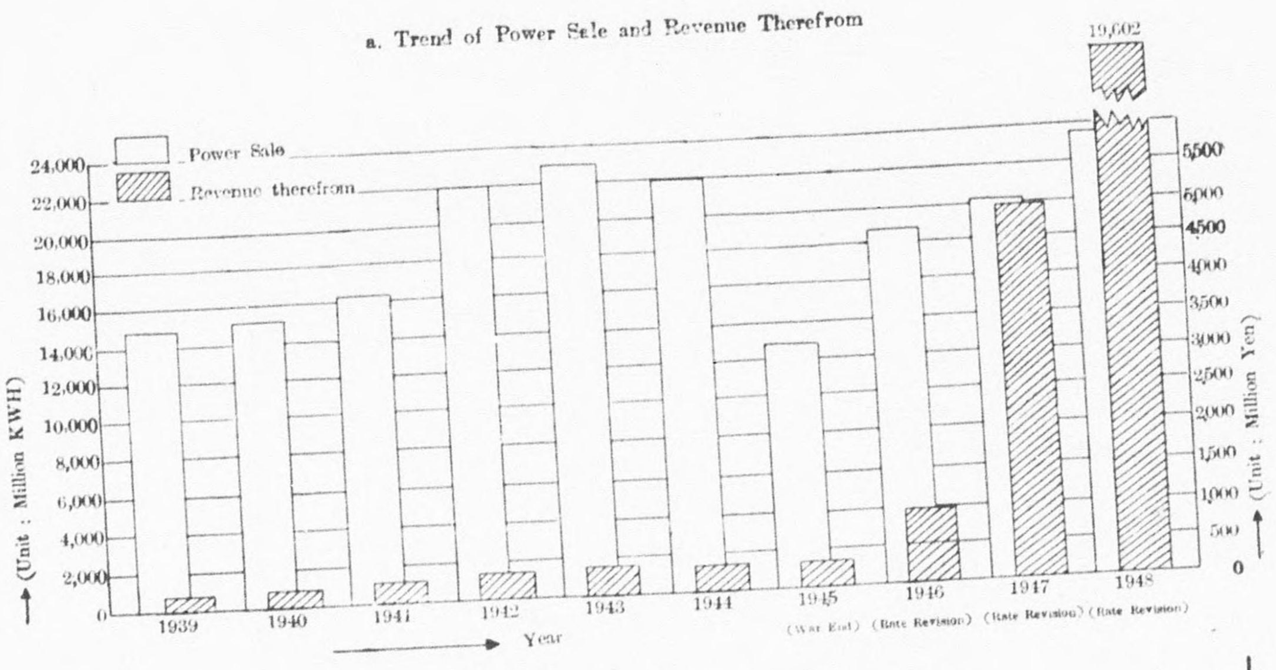

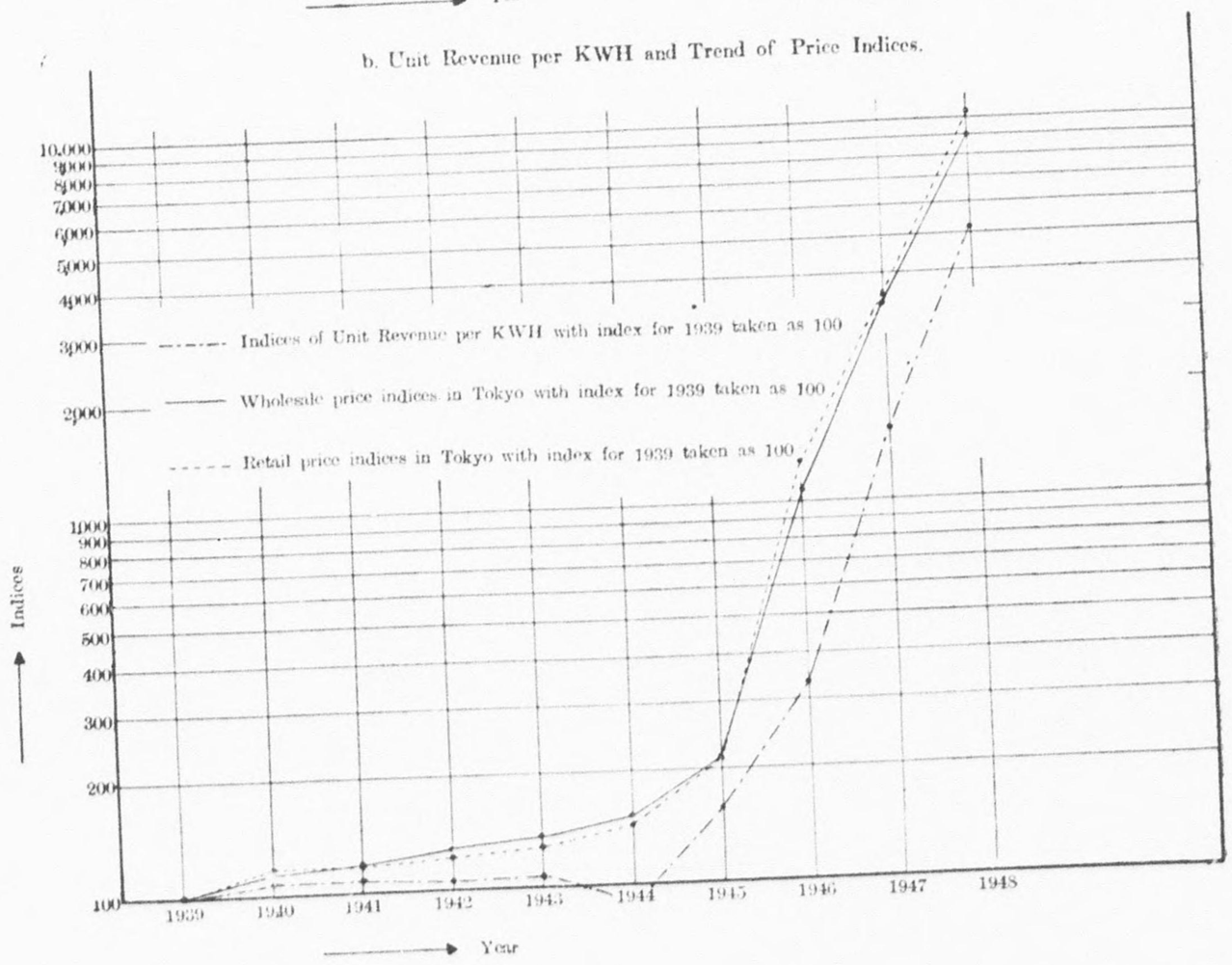

Note : Sharp increase in Revenue from Power Sale since the Fiscal Year 1946 is due to power rate hikes under influence of postwar inflation, and yet rate of increase in Unit Revenue per KWH is much lower than those in other prices.

DECLASSIFIED E.O. 12065 SECTION 3-402/NND NO.

C. Contracted Power, Record of Power Sale and Revenue Therefrom by Branch Offices (during the Fiscal Year 1948).

Kind of Supply / Branch Office	Supply to Electric Supply Companies			Direct Supply to Consumers			Total		
	Contracted Power (KW)	Power Sale (1,000 KWH)	Revenue Therefrom (¥ 1,000)	Contracted Power (KW)	Power Sale (1,000 KWH)	Revenue Therefrom (¥ 1,000)	Contracted Power (KW)	Power Sale (1,000 KWH)	Revenue Therefrom (¥ 1,000)
Hokkaido	125,000	838,765	628,797	57,500	43,056	23,062	182,500	881,821	651,859
Tohoku	405,000	1,918,928	1,398,190	16,950	1[illegible],201	9,361	421,950	1,936,129	1,407,551
Kanto	1,163,000	5,741,110	5,439,534	395,697	1,031,127	537,1[illegible]8	1,558,697	6,772,237	5,976,672
Tokai	500,000	2,752,270	2,337,243	2,209	1,505	1,873	502,209	2,753,775	2,339,116
Hokuriku	245,000	1,063,191	624,890	36,009	83,965	42,413	281,009	1,147,156	667,303
Kinki	819,000	5,233,967	4,320,843	5,000	7,768	6,760	824,000	5,241,735	4,327,603
Chugoku	250,000	1,398,860	1,399,689	50	87	142	250,050	1,398,947	1,399,831
Shikoku	110,000	582,771	490,873	65,000	217,554	85,711	175,000	800,325	576,584
Kyushu	305,000	2,192,852	1,781,786	135,400	552,655	474,193	440,400	2,745,507	2,255,979
All Japan	3,922,000	21,722,714	18,421,845	713,815	1,954,918	1,180,653	4,635,815	23,677,632	19,602,498

D. Trend of Expenditures.

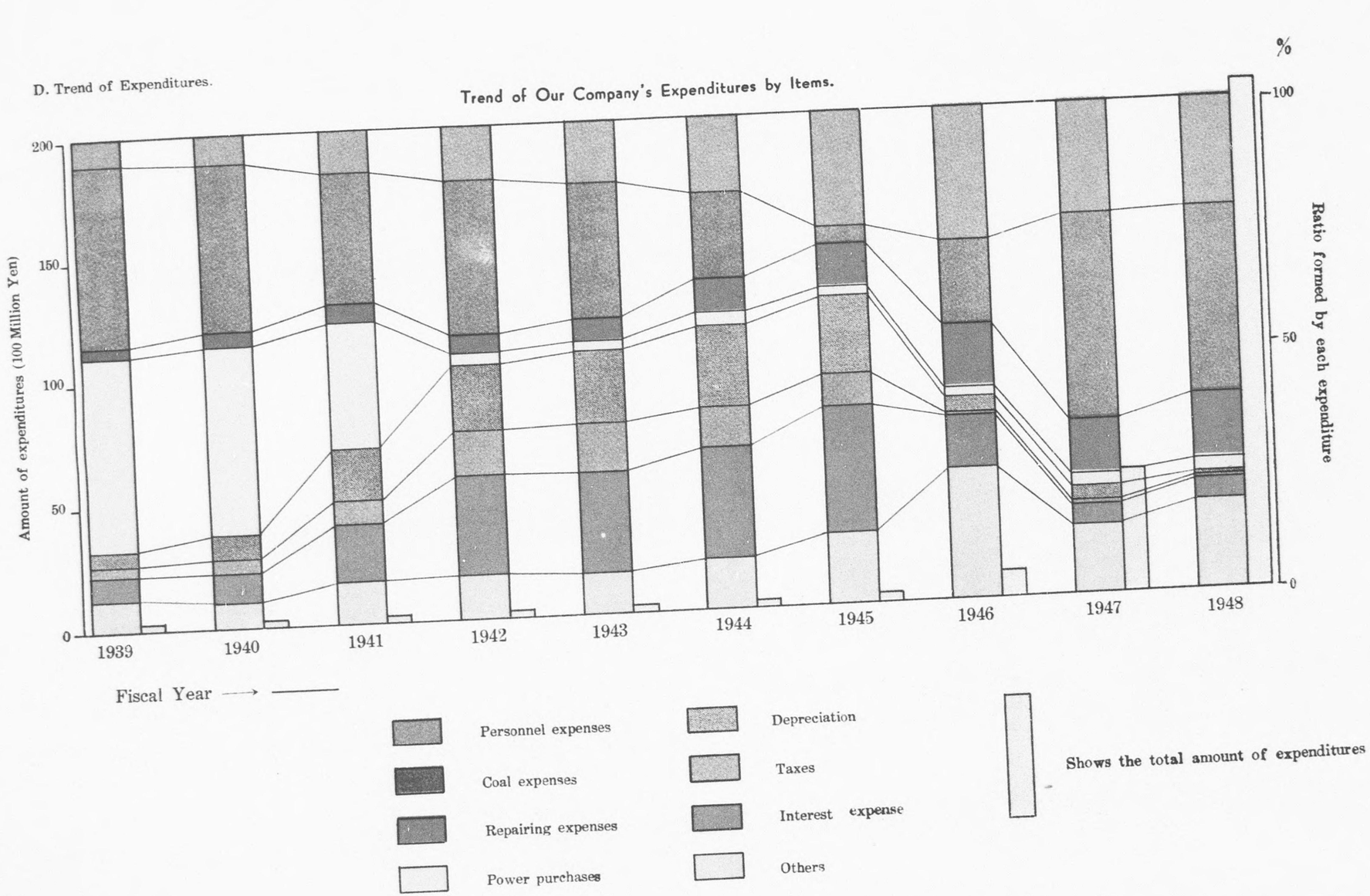

DECLASSIFIED E.O. 12065 SECTION 3-402/NND NO. _____

DECLASSIFIED E.O. 12065 SECTION 3-402/NNDG NO.

5. Our Company's Program for Expansion of Power Resources.

Japan, although scanty in resources, is rich so far as power resources alone are concerned. Therefore, there is no other way but to develop abovementioned potential hydro-electric power for the self-support of Japan in the future.

For maintenance of the lowest necessary livelihood for Japanese nationals in future, it is deemed necessary to make following expansion of facilities in five years hereafter.

Hydro-electric power generating facilities		1,264,000KW
Reinforcement of available capacity of steam-electric power		463,000 KW
(Reinforcement of capacity	693,000KW)	
(Diminution due to abolition of facilities	230,000KW)	
Transmission facilities		7,877 KM
Transforming facilities		6,387,000KVA

The greater part of this expansion work must be taken charge of by our Company and already approval has been given twice, that is, in June and September of last year by General Headquarters of Supreme Commander for the Allied Powers to our Company for construction of hydro-electric power plants at 32 sites with the total capacity of 1,106,460 KW and seven steam-electric power plants with the total capacity of 201,000 KW, and, subsequent thereto, successive construction orders have been issued by the Government.

As to the funds for expansion and improvement of power resources, our Company, since April 1949, has carried out floatation of bonds and debentures of about 3 billion yen and increase of capital by 1,532 million yen. In addition thereto, through the good offices of GHQ, SCAP, the formal approval was granted for loans of ¥ 1,834,000,000 and ¥ 4,307,860,000 from U. S. Aid Counterpart Funds Account under dates of 30 November '49 and 31 December '49, respectively and further loans therefrom are expected hereafter.

Furthermore, our Company is now preparing for application for approval of GHQ, SCAP as to construction program of hydro-electric power plants at 14 sites with the total capacity of 230,000 KW, steam-electric power plants at five sites with the total capacity of 130,000 KW, and intends to launch a

DECLASSIFIED E.O. 12065 SECTION 3-402/NNDG NO.

Remarks :

1. The gradual increase in the ratio of personnel expense is considered as a counter phenomenon against the decrease in the ratio of such expenditures as depreciation, etc. which do not reflect the prevailing price indices. The ratio of the personnel expense in the Fiscal Year 1947, however, was 22.5% and that in the Fiscal Year 1948 22.1% to the total expenditure.
2. A noteworthy phenomenon after the war is an increase in coal expenses due to a remarkable rise in price of coal. The ratio of coal expenses bears 42.8% in the Fiscal Year 1947 and 38.1% in the Fiscal Year 1948 of total expenditure, for price of coal per ton which was around 20 yen in 1939 has risen to about 4,000 yen in 1949.
3. Sharp decrease since 1942 in power purchases is due to the reorganization of electric power enterprises that was carried out in the same year and, in consequence thereof, our Company has come to own greater part of power generation and transmission facilities in Japan.
4. On account of the spiral trend of inflation since termination of the war, depreciation based upon book values has extremely decreased in ratio. However, the repairing expenses alone have shown a gradual increase since the provision of the special repair expense (the special expenditure to be paid for repairing and maintenance of the equipment which had been left out of repair during the war time) has been approved.
5. Although it is well known that interest charges are one of the important items of expenditure in electric power industry, its ratio has dropped after the war's end, because ratios retained by other items than interest charges sharply increased on account of inflation. For example, as compared with the highest ratio of interest charges in the past which was 25.5% in 1945, the ratio in 1947 was 3.9% and that of 1948 was 3.8%. However, interest charges will again be a big item of expenditure in the future along with development of power resources.
6. Remarkable reduction in taxes after the war is due to the fact that on account of inflation no substantial surplus has been earned and, the corporation income tax has been exempt accordingly.

DECLASSIFIED E.O. 12065 SECTION 3-402/NNDG NO.

CORRECTION

THIS DOCUMENT

HAS BEEN REPHOTOGRAPHED

TO ASSURE LEGIBILITY

DECLASSIFIED E.O. 12065 SECTION 3-402/NNDG NO.

Remarks :

1. The gradual increase in the ratio of personnel expense is considered as a counter phenomenon against the decrease in the ratio of such expenditures as depreciation, etc. which do not reflect the prevailing price indices. The ratio of the personnel expense in the Fiscal Year 1947, however, was 22.5% and that in the Fiscal Year 1948 22.1% to the total expenditure.
2. A noteworthy phenomenon after the war is an increase in coal expenses due to a remarkable rise in price of coal. The ratio of coal expenses bears 42.8% in the Fiscal Year 1947 and 38.1% in the Fiscal Year 1948 of total expenditure, for price of coal per ton which was around 20 yen in 1939 has risen to about 4,000 yen in 1949.
3. Sharp decrease since 1942 in power purchases is due to the reorganization of electric power enterprises that was carried out in the same year and, in consequence thereof, our Company has come to own greater part of power generation and transmission facilities in Japan.
4. On account of the spiral trend of inflation since termination of the war, depreciation based upon book values has extremely decreased in ratio. However, the repairing expenses alone have shown a gradual increase since the provision of the special repair expense (the special expenditure to be paid for repairing and maintenance of the equipment which had been left out of repair during the war time) has been approved.
5. Although it is well known that interest charges are one of the important items of expenditure in electric power industry, its ratio has dropped after the war's end, because ratios retained by other items than interest charges sharply increased on account of inflation. For example, as compared with the highest ratio of interest charges in the past which was 25.5% in 1945, the ratio in 1947 was 3.9% and that of 1948 was 3.8%. However, interest charges will again be a big item of expenditure in the future along with development of power resources.
6. Remarkable reduction in taxes after the war is due to the fact that on account of inflation no substantial surplus has been earned and, the corporation income tax has been exempt accordingly.

DECLASSIFIED E.O. 12065 SECTION 3-402/NNDG NO.

5. Our Company's Program for Expansion of Power Resources.

Japan, although scanty in resources, is rich so far as power resources alone are concerned. Therefore, there is no other way but to develop abovementioned potential hydro-electric power for the self-support of Japan in the future.

For maintenance of the lowest necessary livelihood for Japanese nationals in future, it is deemed necessary to make following expansion of facilities in five years hereafter.

Hydro-electric power generating facilities		1,264,000KW
Reinforcement of available capacity of steam-electric power		463,000 KW
(Reinforcement of capacity	693,000KW)	
(Diminution due to abolition of facilities	230,000KW)	
Transmission facilities		7,877 KM
Transforming facilities		6,387,000KVA

The greater part of this expansion work must be taken charge of by our Company and already approval has been given twice, that is, in June and September of last year by General Headquarters of Supreme Commander for the Allied Powers to our Company for construction of hydro-electric power plants at 32 sites with the total capacity of 1,106,460 KW and seven steam-electric power plants with the total capacity of 201,000 KW, and, subsequent thereto, successive construction orders have been issued by the Government.

As to the funds for expansion and improvement of power resources, our Company, since April 1949, has carried out floatation of bonds and debentures of about 3 billion yen and increase of capital by 1,532 million yen. In addition thereto, through the good offices of GHQ, SCAP, the formal approval was granted for loans of ¥ 1,834,000,000 and ¥ 4,307,860,000 from U. S. Aid Counterpart Funds Account under dates of 30 November '49 and 31 December '49, respectively and further loans therefrom are expected hereafter.

Furthermore, our Company is now preparing for application for approval of GHQ, SCAP as to construction program of hydro-electric power plants at 14 sites with the total capacity of 230,000 KW, steam-electric power plants at five sites with the total capacity of 130,000 KW, and intends to launch a

DECLASSIFIED E.O. 12065 SECTION 3-402/NNDG NO.

large-scale development work of power resources with new loans from U.S. Aid Counterpart Funds for 1950. The Government also, in the Fiscal Year 1950, seems to put special emphasis on investments in construction works among which power and shipbuilding industries are given the greatest weight.

A. Details of Our Company's Program for Expansion of Power Facilities.

	1949—1953	1954 and thereafter	Total
Hydro-electric Power (1,000KW)	1,108	1,383	2,491
Steam-electric Power (1,000KW)	689	118	807
Total	1,797	1,501	3,298

Of the Program, our Company has completed so far

Hydro-electric Power (1,000KW)	7
Steam-electric Power (1,000KW)	78
Total	85

Of the Program, construction is going on of

Hydro-electric power (1,000KW)	23
Steam-electric Power (1,000KW)	—
Total	23

Of the Program, approval has been given for

Hydro-electric power (1,000KW)	1,106
Steam-electric power (1,000KW)	201
Total	1 307

DECLASSIFIED E.O. 12065 SECTION 3-402/NNLC NO.

B. List of Approved Power Sites

a. Hydro-electric Power

Name of Site	District	Name of River	Maximum capacity (KW)	To be completed in the Fiscal Year
Kubonai	Hokkaido	Osarugawa	7,200	1951
Rangoshi	〃	Shiribetsugawa	3,000	1951
Shikaribetsu No.2	〃	Tokachigawa	6,200	1951
Eoroshi	〃	Ishikarigawa	8,600	1949
Numasuwanuma	Tohoku	Aganogawa	43,600	1951
Natsuse		Omonogawa	19,000	1951
Tagokura	〃	Aganogawa	114,000	1955
Okutadami	〃	〃	367,000	1956
Hakojima	Kanto	Tonegawa	16,300	1951
Sasagamine	〃	Arakawa	Construction of reservoir	1951
Hiraoka	Tokai	Tenryugawa	41,000	1951
Takigoshi	〃	Kisogawa	27,500	1951
Maruyama	〃	〃	94,200	1952
Asahi	〃	〃	20,800	1952
Uchigatani No.1	〃	〃	8,600	1951
Ikawa	〃	Oigawa	118,000	1954
Narude	Hokuriku	Shokawa	16,300	1950
Gojoho	〃	Kuzuryugawa	15,000	1951
Shomyogawa No.2	〃	Joganjigawa	4,100	1950
Arimine	〃	〃	4,000	1953
Wadagawa	〃	〃	24,000	
Oshinayama	〃	〃	650	
Makawa No.2	〃	〃	30,000	
Shinjo	Kinki	Yodogawa	7,000	1951
Shinyumura	Chugoku	Hiigawa	8,510	1950
Morihara	〃	Gonogawa	6,300	1950
Gorisan No.1	〃	Otagawa	2,100	1951
Katsuyama No.2	〃	Asahikawa	3,300	1950
Kurokawa No.5	Shikoku	Niyodogawa	3,700	1950
Kosa	Kyushu	Midorikawa	3,900	1950
Tsuegawa	〃	Chikugogawa	2,600	1950
Kamishiiba	〃	Mimikawa	80,000	1953
Total (32 sites)			1,106,460	

DECLASSIFIED E.O. 12065 SECTION 3-402/NNDG NO. _____

b. Steam-electric Power

Name of Plant	District	Capacity (KW)	To be completed in the Fiscal Year
Ebetsu	Hokkaido	14,000	1950
Sunagawa (One unit)	〃	27,000	1951
Shikamako	Kinki	25,000	1950
Onoda	Chugoku	30,000	1950
Minato No.2	Kyushu	50,000	1951
Chikujo	〃	35,000	1951
Najima	〃	20,000	1951
Total (7plants)		201,000	

DECLASSIFIED E.O. 12065 SECTION 3-402/NNDG NO.

6. Explanation of Photographs

1. KOMAKI DAM

Located at :	Kanaya, Higashiyamami-mura, Higashitonami-gun, Toyama Prefecture
Owned by :	NIPPON HASSODEN KABUSHIKI KAISHA
Completed in :	May, 1930
Height of dam :	79.25 m
Crest length of dam :	303 m
Effective drawdown :	15 m
Volume of dam :	228,504 m^3
Effective storage capacity :	17,912,090m^3
Type of dam :	Gravity, Arch and overflow type

This dam which belongs to Komaki Hydro-electric Power Plant with the maximum capacity of 72,000KW dams up Sho River which, gathering water from Hakusan, a beautiful mountain in Hokuriku District, drains into the Japan Sea.

As Japanese rivers in general are narrow and shallow, most of dams are of gravity type. This dam, however, is a rare one introducing merits of an Arch dam, and perfectly matches with scenic beauty of the riversides. This dam has the dynamic beauty and is one of the most beautiful dams in Japan.

Power generated at this power plant is supplied towards Osaka through 154,000V Hokuriku Trunk Line.

DECLASSIFIED E.O. 12065 SECTION 3-402/NNDG NO.

2. SHINANOGAWA HYDRO-ELECTRIC POWER PLANT

Located at :	Sankogawara, Oaza Sotomaru-mura, Nakauonuma-gun, Niigata Prefecture
Owned by :	NIPPON HASSODEN KABUSHIKI KAISHA
Built in :	November, 1939
Authorized maximum capacity :	165,000 KW
Effective head :	109.85 m
Generator :	39,000KVA×5 manufactured by A.E.G.
Maximum amount of water used :	191.307m³/sec
Water turbine :	39,000KW vertical, Francis turbines

This is the largest hydro-electric power plant in Japan. The lower Photo shows generators installed in this plant with the capacity of 39,000KVA. The water turbines revolving these generators are of vertical, Francis type with the capacity of 39,000KW. Both generators and turbines are the largest in Japan.

This plant, largest hydro-electric power plant in Japan dams up water of Shinanogawa, largest river in Japan, in three points mentioned above, and inhales it at rate of 191 m³/sec. Power generated by five generators is mainly sent to Tokyo. When operated in full, 15% of the total demand of Kanto District and 30% of that of Tokyo can be met by this plant. The upper photo is the panoramic view of the plant and lower one shows its generator room.

DECLASSIFIED E.O. 12065 SECTION 3-402/NNDS NO.

3. YAMAZATO HYDRO-ELECTRIC POWER PLANT

Located at :	Yuzawa, Oaza Yamazato-mura, Yama-gun, Fukushima Prefecture
Owned by :	NIPPON HASSODEN KABUSHIKI KAISHA
Built in :	February, 1943
Authorized maximum capacity :	29,400 KW
Generator :	17,000KVA × 2 manufactured by Mitsubishi Electric Mfg. Co., Ltd.
Effective head :	14.8 m
Maximum amount of water used :	354.0 m^3/sec
Water turbine :	15,200 KW Kaplan turbine manufactured by Mitsubishi Heavy Industry Co., Ltd.

This power plant exists in the lower part of Agano River System and is one of the newest plants in Japan. The feature of this plant is that it has largest Kaplan turbines in Japan. By use of Kaplan turbines, diminution of efficiency due to slight fluctuation in head which is peculiar to low head hydro-electric power plants is prevented and continuous operation in the highest efficiency is maintained in this plant.

Power generated at this plant is transmitted through Inawashiro Trunk Line as far as to Tokyo.

DECLASSIFIED E.O. 12065 SECTION 3 402/NNDS NO.

4. KASUMIZAWA HYDRO-ELECTRIC POWER PLANT

Located at :	Azumi-mura, Minamiazumi-gun, Nagano Prefecture
Owned by :	NIPPON HASSODEN KABUSHIKI KAISHA
Authorized maximum capacity :	39,000 KW
Generator :	14,500 KVA × 3 manufactured by A.E.G.
Effective head :	453.9 m
Maximum amount of water used :	10.57m³/sec
Water turbine :	14,500 KW Pelton turbine manufactured by Voit

Located at the entrance to Kamikochi, one of the leading scenic beauty spots in the Japan Alps, this plant is one of the foremost power plants in Japan with its high head and large capacity.

Although in height of head second to Oguchigawa Hydro-electric Power Plant No.3 in Hokuriku District which has the head of 621m, this plant is, as far as the generating capacity is concerned, much larger than the said power plant whose capacity is 14,000KW.

As this plant draws water from Taisho Pond located at the center of picturesque Kamikochi, it bears few fluctuations in capacity irrespective of the wet or dry season.

DECLASSIFIED E.O. 12065 SECTION 3-402/NNDG NO.

5. TSURUMI STEAM-ELECTRIC POWER PLANT

Located at :	No. 3, Okawa-cho, Kawasaki City, Kanagawa Prefecture
Owned by :	NIPPON HASSODEN KABUSHIKI KAISHA
Authorized maximum capacity :	178,500KW
Completed in:	January, 1926
Generator :	62,500KVA × 2 manufactured by A.E.G.
	43,750KVA × 2 manufactured by G.E.
Turbine :	50,000KW × 2 manufactured by A.E.G.
	35,000KW × 2 manufactured by G.E.

Among 4 existing steam-electric power plants in Kanto District, this plant is the largest and plays an important part in power supply in dry seasons along with Lake Inawashiro lying in distant Fukushima Prefecture.

DECLASSIFIED E.O. 12065 SECTION 3 402/NNDS NO.

6. AMAGASAKI STEAM-ELECTRIC POWER PLANT No. 1

Located at :	No. 2, 1-chome Suehiro-cho, Amagasaki City, Hyogo Prefecture
Owned by :	NIPPON HASSODEN KABUSHIKI KAISHA
Built in :	December, 1933
Authorized maximum capacity :	318,000KW
Generator :	62,500KVA × 6 ····· Of which, 3 are manufactured by Mitsubishi Electric Mfg. Co., Ltd., 1 by M.V. and 2 by Shibaura Works. Ltd.

This plant is the largest steam-electric power plant in Japan (and in the Orient, too) as far as the authorized capacity is concerned and renders a great service in power supply in Kansai District.

It has 6 generators with a capacity of 62,500KVA each and each of these generators is coupled with a turbine of 53,000KW.

DECLASSIFIED E.O. 12065 SECTION 3 402/NNDS NO.

7. KUROBE-SASAZU TRANSMISSION LINE

Owned by :	NIPPON HASSODEN KABUSHIKI KAISHA
Voltage :	250,000V
Number of circuit :	1
Length :	49KM
Conductor :	250mm² hollow copper wire
Installed in :	June, 1941

This line is designed and built for 250KV for the first time in Japan (but, at present, is operated at 154KV) and has a length of 49KM interconnecting Aimoto and Sasazu Substations.

Conductor used is 250mm² hollow copper wire with 7 segments made by a conductor manufacturing company in Japan.

The steel tower resembles that for Boulder Dam transmission lines in U.S.A. and is 182 in number, for 1 circuit and with standard span of 300m.

DECLASSIFIED E.O. 12065 SECTION 3-402/NNDS NO.

8. FURUKAWABASHI SUBSTATION

Located at : No. 2, Monshin-machi, Kitakawachi-gun, Osaka Prefecture

Owned by : NIPPON HASSODEN KABUSHIKI KAISHA

Completed in October, 1922

Authorized capacity : 242,400KVA

Transformer : 9,400KVA × 7 ……(Of which, 1 is spare) Manufactured by W.H.

20,000KVA × 6 …… Of which, 4 are manufactured by W.H. and 2 by Hitachi Works. Ltd.

22,000KVA × 3 …… Manufactured by Shibaura Works. Ltd.

Rotary condenser : 15,000KVA × 6 …… Of which, 3 are manufactured by G.E. and 3 by W.H.

30,000KVA × 1 …… Manufactured by W.H.

Static condenser : 60,000KVA

This station is one of the important substations located in load center of Kansai, and such high-tension and voluminous transmission lines as 4 circuits of 154KV and 17 circuits of 77KV are centering in this station.

Photos show panoramic view of rotary condensers, and part of outdoor transformers.

DECLASSIFIED E.O. 12065 SECTION 3-402/NNDG NO.

9. SITE FOR TADAMI VALLEY DEVELOPMENT PROJECT

Located at : Border line between Gunma and Fukushima Prefectures

Maximum power generating capacity : 1,444,000 KW

Annual power production : 5,740,000,000 KWH

In contrast with other power sites hitherto developed in Japan, this site for power development is epoch-makingly vast in its project which includes 5 big reservoirs to be constructed, 15 hydro-electric power plants to be installed and augmentation of amount of water used in 6 existing hydro-electric power plants. By this project, reinforcement of 1,444,000 KW in maximum power generating capacity and 5,740,000,000KWH in annual power production is expected.

When this project is completed, abundant and superior power will be supplied as far as to Chugoku and Kyushu as well as to Central Honshu.

Photos show panoramic views of Ozehara and of site for Okutadami Dam in this project.

No. 1. Komaki Dam



DECLASSIFIED E.O. 12065 SECTION 3-402/NND NO.

DECLASSIFIED E.O. 12065 SECTION 3-402/NNDG NO.

No. 2 — 1. Shinanogawa Power Plant

No. 2 — 2.

No. 3. Yamazato Power Plant



DECLASSIFIED E.O. 12065 SECTION 3-402/NNDS NO

DECLASSIFIED E.O. 12065 SECTION 3-402/NNDG NO.

No. 4. Kasumizawa

Power Plant



No. 5. Tsurumi Steampower Plant



DECLASSIFIED E.O. 12065 SECTION 3-402/NDC

DECLASSIFIED E.O. 12065 SECTION 3 402/NNBS NO.



No. 6 — 1. Amagasaki

SteampowerPlant



No. 6 — 2.

DECLASSIFIED E.O. 12065 SECTION 3-402/NNDG NO.

No. 7. Kurobe -Sasazu Transmission Line



DECLASSIFIED E.O. 12065 SECTION 3-402/NNDG NO.

No. 8 — 1.

Furukawabashi

Sul station



No 8 — 2.



DECLASSIFIED E.O. 12065 SECTION 3-402/NNDG NO.

No. 9 — 1.

Site for Tadami

No. 9 — 2.

DECLASSIFIED E.O. 12065 SECTION 3-402/NNDG NO.