

Census
REF
HF
3007
.U55x
1963v

For Reference

Not to be taken from this room

1963

DEPARTMENT OF COMMERCE, BUREAU OF ECONOMIC ANALYSIS

INTERNATIONAL TRADE

STANDARD GLANCE
OF THE
UNITED STATES

AND

INDEX

DRAFT

APPROXIMATE COPY

237138

1963

CENSUSES OF BUSINESS, MANUFACTURES, AND MINERAL INDUSTRIES

EC63-1

Census
REF
HF
3007
.455x
1963v
6.2

REFERENCE COPY



VIRGIN ISLANDS OF THE UNITED STATES

Division of Economic Census
U.S. DEPARTMENT OF COMMERCE

U.S. DEPARTMENT OF COMMERCE
BUREAU OF THE CENSUS



This report is issued as part of the 1963 economic censuses. The bound volumes for these censuses are as follows:

CENSUS OF BUSINESS

- Volume I, Retail Trade—Summary Statistics
Reports previously issued as series BC63—RS
- Volume II, Retail Trade—Area Statistics
Reports previously issued as series BC63—RA
- Volume III, Major Retail Centers
Reports previously issued as series BC63—MRC
- Volume IV, Wholesale Trade—Summary Statistics; Public Warehousing
Reports previously issued as series BC63—WS
- Volume V, Wholesale Trade—Area Statistics
Reports previously issued as series BC63—WA
- Volume VI, Selected Services—Summary Statistics
Reports previously issued as series BC63—SS
- Volume VII, Selected Services—Area Statistics
Reports previously issued as series BC63—SA

CENSUS OF MANUFACTURES

- Volume I, Summary Statistics
Reports previously issued as series MC63(1)
- Volume II, Industry Statistics
Reports previously issued as series MC63(2)
- Volume III, Area Statistics
Reports previously issued as series MC63(3)

CENSUS OF MINERAL INDUSTRIES

- Volume I, General Summary and Industry Statistics
Reports previously issued as series MIC63(1)
- Volume II, Area Statistics
Reports previously issued as series MIC63(2)

Suggested Citation

U.S. Bureau of the Census, Censuses of Business, Manufactures, and Mineral Industries, 1963

VIRGIN ISLANDS OF THE UNITED STATES, EC63-1

U.S. Government Printing Office, Washington, D.C., 1965

For sale by the Superintendent of Documents, U.S. Government Printing Office, Washington, D.C., 20402, or any Department of Commerce field office. Price 25 cents.



U.S. DEPARTMENT OF COMMERCE

John T. Connor, Secretary

BUREAU OF THE CENSUS

A. Ross Eckler, Director

Howard C. Grieves, Assistant Director, Economic Fields

BUSINESS DIVISION

Harvey Kailin, Chief

INDUSTRY DIVISION

Maxwell R. Conklin, Chief

ACKNOWLEDGEMENTS—This report was prepared in the Business Division under the direct supervision of Henry Wulff. Gerald Post was responsible for the census in the Virgin Islands, assisted by Barbara Gilmour. Patricia Clark and Michael Farrell participated in the field enumeration.

Tabulating procedures were developed by Joseph Breslin of the Economic Operations Division.

Louis Greenberg, in his capacity as Census of Business Coordinator, made important contributions to the planning and operational phases of the work.

Census
REF
HF
3007
.455x
1963v
c. 2

1963 CENSUSES OF BUSINESS, MANUFACTURES, AND MINERAL INDUSTRIES

Virgin Islands of the United States

CONTENTS

	page
Column Headings of Principal Tables	ii
Introduction	1
Map of the Virgin Islands	2
Chart: Virgin Islands: 1958 and 1963—Number of Establishments and Sales and Receipts	3
TABLE 1. Virgin Islands of the United States: 1963 and 1958	5
2. Virgin Islands of the United States: 1963	6
3. Municipality of St. Thomas and St. John: 1963	7
4. Municipality of St. Croix: 1963	8
5. Charlotte Amalie: 1963	9
6. Christiansted: 1963	10
7. Frederiksted: 1963	11
APPENDIX A. Explanation of Terms	12
B. Reporting Form	16

COLUMN HEADINGS OF TABLES

1963 AND 1958 DATA
TABLE 1

VIRGIN ISLANDS OF THE UNITED STATES

SIC code	Industry division and kind of business	1963				1958			
		Establishments <small>(number)</small>	Sales or receipts <small>(\$1,000)</small>	Payroll, entire year <small>(\$1,000)</small>	Paid employees, workweek of Jan. 5 to 11, 1964 <small>(number)</small>	Establishments <small>(number)</small>	Sales or receipts <small>(\$1,000)</small>	Payroll, entire year <small>(\$1,000)</small>	Paid employees, workweek of Jan. 11 to 17, 1959 <small>(number)</small>

1963 DATA
TABLES 2, 3, 4,
5, 6, 7

VIRGIN ISLANDS OF THE UNITED STATES MUNICIPALITY OF ST. THOMAS AND ST. JOHN MUNICIPALITY OF ST. CROIX CHARLOTTE AMALIE CHRISTIANSTED FREDERIKSTED

SIC code	Industry and kind of business	Establishments <small>(number)</small>	Sales or receipts <small>(\$1,000)</small>	Payroll, entire year <small>(\$1,000)</small>	Payroll, workweek of Jan. 5 to 11, 1964 <small>(dollars)</small>	Paid employees, workweek of Jan. 5 to 11, 1964 <small>(number)</small>	Active proprietors of unincorporated businesses <small>(number)</small>
----------	-------------------------------	---	---	--	---	---	--

Introduction

AUTHORITY AND SCOPE—The 1963 Censuses of Business, Manufactures, and Mineral Industries were required by law under 13 U.S.C., sections 131, 191, and 224. These censuses covered businesses operated in the United States, Guam, and the Virgin Islands of the United States. A separate Census of Business and Manufactures also was conducted in Puerto Rico jointly with the Commonwealth Government.

For Guam and the Virgin Islands these censuses are the second in a series which the census law, referred to above, requires be taken at 5 year intervals.

KINDS OF BUSINESS COVERED—This report covers all establishments which, in accordance with the principles of **Standard Industrial Classification (SIC) Manual**,¹ are in the following industry divisions:

Division	Major group
B. Mining	10 to 14
D. Manufacturing	19 to 39
F. { Wholesale Trade	50
{ Retail Trade	52 to 59
Pt. H. Services (part)	70 thru 79 (except 702, 704)

It should be noted that in addition to the omission of the SIC "3-digit" industries 702, "Rooming and boarding houses," and 704, "Organization hotels and lodging houses, on membership basis," the following major groups are also excluded: 80, "Medical and other health services"; 81, "Legal services"; 82, "Educational services"; 84, "Museums, art galleries, botanical and zoological gardens"; 86, "Nonprofit membership organizations"; 88, "Private households"; and 89, "Miscellaneous services."

Although Public Warehousing (SIC codes 4214 and 422) was included within the scope of these censuses, only one establishment in this category was identified, and consequently data have not been included.

¹ Executive Office of the President, Bureau of the Budget, **Standard Industrial Classification Manual**, 1957, and **Supplement to the 1957 Edition**, 1963.

The 1963 censuses did not cover the following SIC industry divisions:

Division A—Agricultural, Forestry, and Fisheries

Division C—Contract Construction

Division E—Transportation, Communication, Electric, Gas, and Sanitary Services, except for Public Warehousing, as noted above

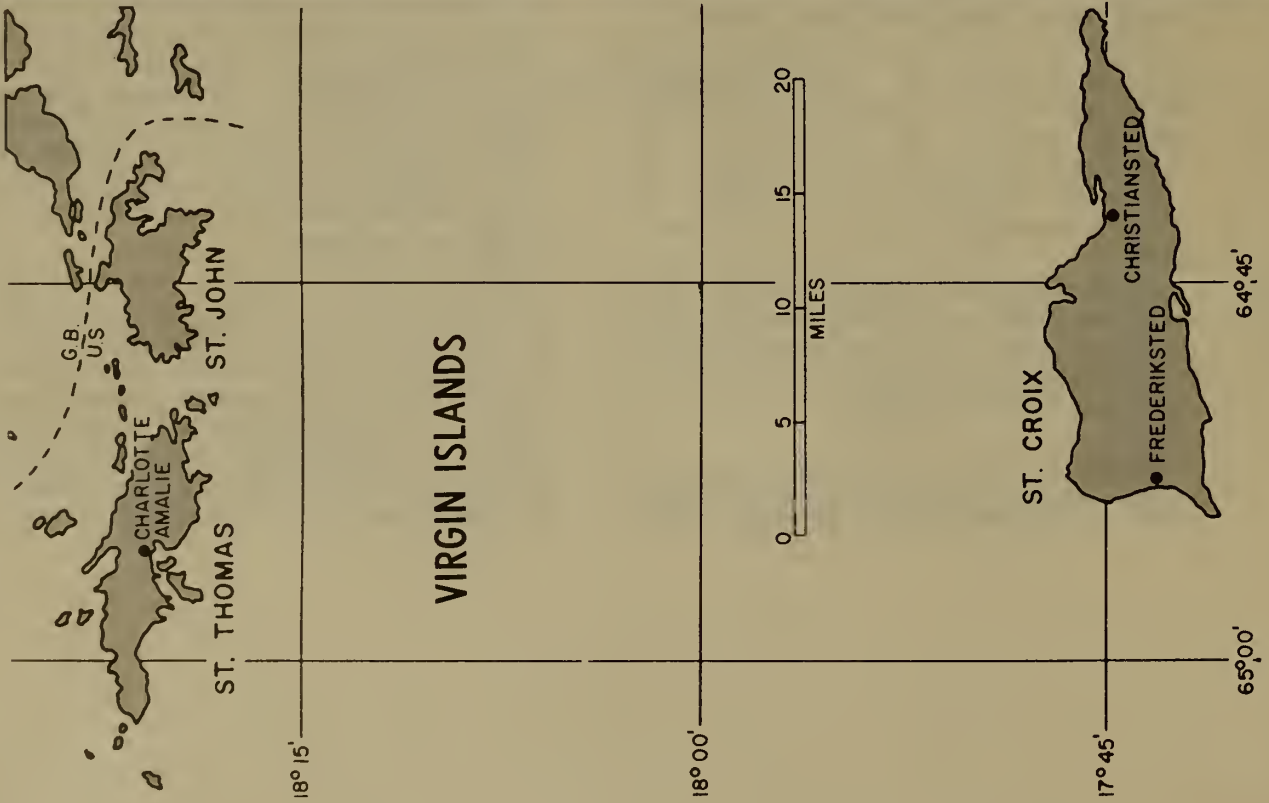
Division G—Finance, Insurance, Real Estate

Division I—Government


METHOD OF ENUMERATION—In the Virgin Islands, the 1963 censuses were taken by a combination of mail and personal enumeration. Report forms were mailed to all business firms included on the Business License List, issued by the Office of the Government Secretary, for the calendar year 1963 which were readily identifiable as being within the scope of the censuses. Records of the Social Security Administration were used as a check on coverage and as a supplement to the License List mailing. In addition, a personal enumeration was made to secure delinquent reports and to check coverage. Despite these precautions, it is possible that a few places were missed in the mail and personal enumeration phases. Data for establishments which were out of business prior to the census enumeration in the Spring of 1964 were omitted.

CENSUS DISCLOSURE RULES—In accordance with Federal law governing census reports, any data which would disclose the operations of an individual establishment or business organization are not published. The number of establishments in a kind of business is not considered a disclosure by these rules, so that this item is shown in instances where other items of information for the same kind of business or locality are suppressed.

TYPES OF AREAS COVERED—This report presents data by kind of business for (1) the Virgin Islands as a whole, (2) the islands of St. Thomas and St. John, combined, and St. Croix, and (3) the cities of Charlotte Amalie, Christiansted, and Fredericksted. Due to the limited number of establishments on St. John Island and census disclosure rules, it was necessary to combine data for St. Thomas and St. John.




MINING AND MANUFACTURING




VIRGIN ISLANDS: 1958 and 1963

Number of Establishments



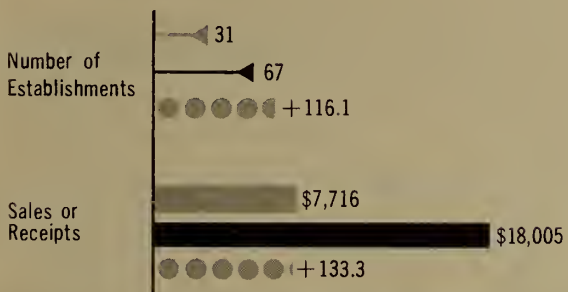
Sales and Receipts (In Thousands of Dollars)




Percent Change

EACH SYMBOL = 25% ●

WHOLESALE TRADE



RETAIL TRADE



SELECTED SERVICES




TABLE 1. Virgin Islands of the United States: 1963 and 1958

SIC code	Industry division and kind of business	1963				1958			
		Establishments (number)	Sales or receipts (\$1,000)	Payroll, entire year (\$1,000)	Paid employees, workweek of Jan. 5 to 11, 1964 (number)	Establishments (number)	Sales or receipts (\$1,000)	Payroll, entire year (\$1,000)	Paid employees, workweek of Jan. 11 to 17, 1959 (number)
	TOTAL	1 027	(x)	14 626.3	5 914	824	(x)	6 715.4	4 080
10-14, 19-39	MINING AND MANUFACTURING, TOTAL*	72	21 364.9	3 185.3	1 177	35	5 134.7	1 938.3	986
20	FOOD AND KINDRED PRODUCTS	14	2 659.4	565.4	262	15	3 653.8	1 699.0	769
10-14, 19, 21-39	ALL OTHER MINING AND MANUFACTURING*	58	18 705.5	2 619.9	915	20	1 480.9	239.3	217
50	WHOLESALE TRADE, TOTAL	67	18 004.9	1 087.1	296	31	7 716.4	682.3	399
504	GROCERIES AND RELATED PRODUCTS	20	5 909.4	434.7	125	10	2 248.7	142.7	52
5095	BEER, WINES AND DISTILLED ALCOHOLIC BEVERAGES.	8	3 162.5	141.1	35	13	1 832.3	181.0	44
50 EXC. 504, 5095	ALL OTHER WHOLESALE TRADE	39	8 933.0	511.3	136	8	3 635.4	358.6	303
52-59	RETAIL TRADE, TOTAL	674	55 829.0	6 301.9	2 401	593	22 191.2	2 244.5	1 320
52	LUMBER, BUILDING MATERIALS, HARDWARE, FARM EQUIPMENT DEALERS	26	6 568.0	779.5	208	19	2 592.5	247.3	131
53	GENERAL MERCHANDISE GROUP STORES	51	3 275.3	430.9	183	41	2 011.0	274.6	109
54	FOOD STORES	160	12 645.8	903.5	425	203	5 437.4	442.6	193
55 EXC. 554	AUTOMOTIVE DEALERS	25	5 848.4	633.1	209	11	2 200.9	123.0	83
554	GASOLINE SERVICE STATIONS	17	851.4	110.3	58	8	245.0	15.0	18
56	APPAREL, ACCESSORY STORES	68	3 630.7	391.1	185	78	1 984.9	246.7	179
57	FURNITURE, HOME FURNISHINGS, EQUIPMENT STORES	39	3 242.4	472.6	144	24	1 041.0	45.7	32
58	EATING, DRINKING PLACES	161	3 979.0	829.8	386	138	1 656.4	325.7	289
59	OTHER RETAIL STORES	127	15 788.0	1 751.1	603	71	5 022.1	523.9	286
591	DRUG STORES, PROPRIETARY STORES	11	1 881.3	290.6	106	5	749.7	101.9	52
592	LIQUOR STORES	24	3 608.7	255.2	79	14	1 081.8	80.9	54
597	JEWELRY STORES	17	3 890.3	425.0	127	6	560.8	64.3	27
5997	GIFT, NOVELTY, SOUVENIR SHOPS	44	5 040.0	621.2	221	21	1 943.3	228.0	116
593-596, 598, 599 EXC. 5997	ALL OTHER RETAIL STORES	31	1 367.7	159.1	70	25	686.5	48.8	37
701, 703 72-79	SELECTED SERVICES, TRADE	214	14 279.5	4 052.0	2 040	165	6 036.6	1 850.3	1 375
701, 703	HOTELS, MOTELS, TOURIST COURTS, CAMPS	89	11 608.0	3 434.7	1 734	54	5 208.6	1 644.9	1 176
72	PERSONAL SERVICES	53	549.8	181.6	113	58	304.2	81.2	77
721	LAUNDRIES, LAUNDRY SERVICE, CLEANING, DYEING PLANTS	10	304.5	141.6	87	5	93.7	40.7	35
723	BEAUTY SHOPS	19	153.4	35.7	22	14	48.2	7.6	7
724	BARBER SHOPS	20	53.1	1.5	(0)	29	52.7	3.7	2
722, 725-729	ALL OTHER PERSONAL SERVICES	4	38.8	2.8	(0)	10	109.6	29.2	33
73	MISCELLANEOUS BUSINESS SERVICES	15	264.7	56.2	24	4	18.3	9.2	5
75	AUTO REPAIR, AUTO SERVICES, GARAGES	26	1 352.2	247.8	89	13	108.7	24.8	22
76	MISCELLANEOUS REPAIR SERVICES	20	126.2	42.3	8	22	74.9	9.2	9
78	MOTION PICTURES	3	271.9	53.6	40	5	201.4	51.5	53
79	AMUSEMENT, RECREATION SERVICES, EXCEPT MOTION PICTURES	8	106.7	35.8	32	9	120.5	29.5	33

Standard Notes: - Represents zero. (D) Withheld to avoid disclosure. (NA) Not available. (X) Not applicable.
*Includes 3 establishments in 1963 and 2 in 1958 classified in the Mining Division of the SIC Manual.

TABLE 2. Virgin Islands of the United States: 1963

SIC code	Industry and kind of business	Establishments	Sales or receipts	Payroll, entire year	Payroll, workweek of Jan. 5 to 11, 1964	Paid employees, workweek of Jan. 5 to 11, 1964	Active proprietors of unincorporated businesses
		(number)	(\$1,000)	(\$1,000)	(dollars)	(number)	(number)
	TOTAL	1 027	(X)	14 626.3	322 459	5 914	761
10-14, 19-39	MINING AND MANUFACTURING, TOTAL*	72	21 364.9	3 185.3	67 683	1 177	26
20	FOOD AND KINDRED PRODUCTS	14	2 659.4	565.4	11 515	262	7
27	PRINTING, PUBLISHING, AND ALLIED INDUSTRIES	8	426.8	174.5	4 102	81	4
327	CONCRETE, GYPSUM, AND PLASTER PRODUCTS	9	1 770.1	347.8	8 685	127	3
387	WATCHES, CLOCKS, CLOCKWORK OPERATED DEVICES AND PARTS	10	6 268.2	804.2	21 952	343	-
10-14, 19-39, EXC. 20, 27, 327, 387	ALL OTHER MINING AND MANUFACTURING*	31	10 240.4	1 293.4	21 429	364	12
50	WHOLESALE TRADE, TOTAL	67	18 004.9	1 087.1	22 064	296	27
504	GROCERIES AND RELATED PRODUCTS	20	5 909.4	434.7	8 512	125	16
5095	BEER, WINE, AND DISTILLED ALCOHOLIC BEVERAGES	8	3 162.5	141.1	3 096	35	2
5098	LUMBER AND CONSTRUCTION MATERIALS	9	1 172.4	126.5	3 016	37	2
50 EXC. 504, 5095, 5098	ALL OTHER WHOLESALE TRADE	30	7 760.6	384.8	7 440	99	7
52-59	RETAIL TRADE, TOTAL	674	55 829.0	6 301.9	140 941	2 401	545
52	LUMBER, BUILDING MATERIALS, HARDWARE, FARM EQUIPMENT DEALERS	26	6 568.0	779.5	14 596	208	12
53	GENERAL MERCHANDISE GROUP STORES	51	3 275.3	430.9	8 890	183	51
54	FOOD STORES	160	12 645.8	903.5	23 799	425	150
55 EXC. 554	AUTOMOTIVE DEALERS	25	5 848.4	633.1	16 916	209	8
551, 552	PASSENGER CAR DEALERS	13	5 362.9	556.4	15 591	183	3
553	TIRE, BATTERY, ACCESSORY DEALERS	9	470.0	74.7	1 225	24	3
559	MISCELLANEOUS AIRCRAFT, MARINE, AUTOMOTIVE DEALERS	3	15.5	2.0	100	2	2
554	GASOLINE SERVICE STATIONS	17	851.4	110.3	2 976	58	13
56	APPAREL, ACCESSORY STORES	68	3 630.7	391.1	8 918	185	52
57	FURNITURE, HOME FURNISHINGS, EQUIPMENT STORES	39	3 242.4	472.6	8 654	144	26
58	EATING, DRINKING PLACES	161	3 979.0	829.8	17 384	386	147
5812	EATING PLACES	67	2 118.1	508.7	10 859	250	55
5813	DRINKING PLACES	94	1 860.9	321.1	6 525	136	92
59	OTHER RETAIL STORES	127	15 788.0	1 751.1	38 808	603	86
591	DRUG STORES, PROPRIETARY STORES	11	1 881.3	290.6	6 063	106	5
592	LIQUOR STORES	24	3 608.7	255.2	5 952	79	21
597	JEWELRY STORES	17	3 890.3	425.0	9 459	127	6
5997	GIFT, NOVELTY, SOUVENIR SHOPS	44	5 040.0	621.2	14 024	221	28
593-596, 598, 599 EXC. 5997	ALL OTHER RETAIL STORES	31	1 367.7	159.1	3 310	70	26
701, 703, 72-79	SELECTED SERVICES, TOTAL	214	14 279.5	4 052.0	91 771	2 040	163
701, 703	HOTELS, MOTELS, TOURIST COURTS, CAMPS	89	11 608.0	3 434.7	74 659	1 734	69
72	PERSONAL SERVICES	53	549.8	181.6	4 523	113	50
721	LAUNDRIES, LAUNDRY SERVICE, CLEANING, DYEING PLANTS	10	304.5	141.6	3 355	87	8
723	BEAUTY SHOPS	19	153.4	35.7	978	22	17
724	BARBER SHOPS	20	53.1	1.5	(0)	(0)	21
722, 725-729	ALL OTHER PERSONAL SERVICES	4	38.8	2.8	(0)	(0)	4
73	MISCELLANEOUS BUSINESS SERVICES	15	264.7	56.2	1 605	24	7
75	AUTO REPAIR, AUTO SERVICES, GARAGES	26	1 352.2	247.8	7 451	89	16
76	MISCELLANEOUS REPAIR SERVICES	20	126.2	42.3	614	8	18
78	MOTION PICTURES	3	271.9	53.6	1 547	40	1
79	AMUSEMENT, RECREATION SERVICES, EXCEPT MOTION PICTURES	8	106.7	35.8	1 372	32	2

Standard Notes: - Represents zero. (D) Withheld to avoid disclosure. (NA) Not available. (X) Not applicable.
 *Includes 3 establishments classified in the Mining Division of the SIC Manual.

TABLE 3. Municipality of St. Thomas and St. John: 1963

SIC code	Industry and kind of business	Establishments	Sales or receipts	Payroll, entire year	Payroll, workweek of Jan. 5 to 11, 1964	Paid employees, workweek of Jan. 5 to 11, 1964	Active proprietors of unincorporated businesses
		(number)	(\$1,000)	(\$1,000)	(dollars)	(number)	(number)
	TOTAL	614	(X)	10 393.1	222 288	3 919	420
10-14, 19-39	MINING AND MANUFACTURING, TOTAL*	44	11 806.8	1 718.0	31 155	486	16
20	FOOD AND KINDRED PRODUCTS.	7	1 031.7	264.2	5 636	90	1
27	PRINTING, PUBLISHING, AND ALLIED INDUSTRIES. . .	5	359.8	146.0	2 985	36	2
10-14, 19-39 EXC. 20, 27	ALL OTHER MINING AND MANUFACTURING*.	32	10 415.3	1 307.8	22 534	360	13
50	WHOLESALE TRADE, TOTAL	50	14 893.1	973.4	19 175	256	18
504	GROCERIES AND RELATED PRODUCTS	14	4 208.2	383.5	7 498	106	13
50 EXC. 504	ALL OTHER WHOLESALE TRADE.	36	10 684.9	589.9	11 677	150	5
52-59	RETAIL TRADE, TDOTAL.	388	39 478.3	4 556.9	103 124	1 707	295
52	LUMBER, BUILDING MATERIALS, HARDWARE, FARM EQUIPMENT DEALERS	13	4 006.8	365.7	6 956	96	6
53	GENERAL MERCHANDISE GROUP STORES	31	2 799.7	396.8	8 284	165	27
54	FOOD STORES.	88	8 091.9	589.8	16 980	295	80
55 EXC. 554	AUTOMOTIVE DEALERS	12	3 471.1	406.8	12 161	133	2
551,552	PASSENGER CAR DEALERS.	7	3 155.0	345.3	11 231	114	1
553	TIRE, BATTERY, ACCESSORY DEALERS	5	316.1	61.5	930	19	1
559	MISCELLANEOUS AIRCRAFT, MARINE, AUTOMOTIVE DEALERS	-	-	-	-	-	-
554	GASOLINE SERVICE STATIONS.	7	343.8	41.8	1 238	21	5
56	APPAREL, ACCESSORY STORES.	37	2 521.4	275.1	6 346	130	32
57	FURNITURE, HOME FURNISHINGS, EQUIPMENT STORES. .	22	2 347.3	371.1	6 118	104	14
58	EATING, DRINKING PLACES.	100	2 815.3	640.2	12 628	272	85
5812	EATING PLACES.	41	1 459.0	381.1	8 124	180	29
5813	DRINKING PLACES.	59	1 356.3	259.1	4 504	92	56
59	OTHER RETAIL STORES.	78	13 081.0	1 469.6	32 413	491	44
591	DRUG STORES, PROPRIETARY STORES.	6	1 420.2	217.4	4 595	80	2
592	LIQUOR STORES.	11	2 745.6	213.9	4 835	61	9
597	JEWELRY STORES	11	3 400.6	377.6	8 456	111	1
5997	GIFT, NOVELTY, SOUVENIR SHOPS.	32	4 518.9	543.8	12 181	186	16
593-596,598, 599 EXC.5997	ALL OTHER RETAIL STORES.	18	995.7	116.9	2 346	53	16
701, 703 72-79	SELECTED SERVICES, TOTAL	132	11 106.2	3 144.8	68 834	1 470	91
701,703	HOTELS, MOTELS, TOURIST COURTS, CAMPS.	57	9 041.6	2 667.8	56 147	1 256	40
72	PERSONAL SERVICES.	32	415.9	133.7	3 302	79	28
721	LAUNDRIES, LAUNDRY SERVICE, CLEANING, DYEING PLANTS.	6	258.1	112.8	2 591	63	5
723	BEAUTY SHOPS	14	(D)	(D)	(D)	(D)	(D)
724	BARBER SHOPS	9	27.3	-	-	-	9
722, 725-729	ALL OTHER PERSONAL SERVICES.	3	(D)	(D)	(D)	(D)	(D)
73	MISCELLANEOUS BUSINESS SERVICES.	9	123.4	20.8	745	12	4
75	AUTO REPAIR, AUTO SERVICES, GARAGES.	17	1 238.7	225.7	6 936	81	8
76	MISCELLANEOUS REPAIR SERVICES.	12	(D)	(D)	(D)	(D)	(D)
78	MOTION PICTURES.	2	(D)	(D)	(D)	(D)	(D)
79	AMUSEMENT, RECREATION SERVICES, EXCEPT MOTION PICTURES.	3	15.6	9.5	229	6	2

Standard Notes: - Represents zero. (D) Withheld to avoid disclosure. (NA) Not available. (X) Not applicable.
*Includes 2 establishments classified in the Mining Division of the SIC Manual.

TABLE 4. Municipality of St. Croix: 1963

SIC code	Industry and kind of business	Establishments	Sales or receipts	Payroll, entire year	Payroll, workweek of Jan. 5 to 11, 1964	Paid employees, workweek of Jan. 5 to 11, 1964	Active proprietors of unincorporated businesses
		(number)	(\$1,000)	(\$1,000)	(dollars)	(number)	(number)
	TOTAL	413	(X)	4 233.2	100 171	1 995	341
10-14, 19-39	MINING AND MANUFACTURING, TOTAL*	28	9 558.1	1 467.3	36 528	691	10
20	FOOD AND KINDRED PRODUCTS	7	1 627.7	301.2	5 879	172	6
27	PRINTING, PUBLISHING, AND ALLIED INDUSTRIES.	3	67.0	28.5	1 117	45	2
10-14, 19-39 EXC. 20, 27	ALL OTHER MINING AND MANUFACTURING*.	18	7 863.4	1 137.6	29 532	474	2
50	WHOLESALE TRADE, TOTAL	17	3 111.8	113.7	2 889	40	9
504	GROCERIES AND RELATED PRODUCTS	6	1 701.2	51.2	1 014	19	3
50 EXC. 504	ALL OTHER WHOLESALE TRADE.	11	1 410.6	62.5	1 875	21	6
52-59	RETAIL TRADE, TOTAL.	286	16 350.7	1 745.0	37 817	694	250
52	LUMBER, BUILDING MATERIALS, HARDWARE, FARM EQUIPMENT DEALERS	13	2 561.2	413.8	7 640	112	6
53	GENERAL MERCHANDISE GROUP STORES	20	475.6	34.1	606	18	24
54	FOOD STORES.	72	4 553.9	313.7	6 819	130	70
55 EXC. 554	AUTOMOTIVE DEALERS	13	2 377.3	226.3	4 755	76	6
551, 552	PASSENGER CAR DEALERS.	6	2 207.9	211.1	4 360	69	2
553	TIRE, BATTERY, ACCESSORY DEALERS	4	153.9	13.2	295	5	2
559	MISCELLANEOUS AIRCRAFT, MARINE, AUTOMOTIVE DEALERS	3	15.5	2.0	100	2	2
554	GASOLINE SERVICE STATIONS.	10	507.6	68.5	1 738	37	8
56	APPAREL, ACCESSORY STORES.	31	1 109.3	116.0	2 572	55	20
57	FURNITURE, HOME FURNISHINGS, EQUIPMENT STORES.	17	895.1	101.5	2 536	40	12
58	EATING, DRINKING PLACES.	61	1 163.7	189.6	4 756	114	62
5812	EATING PLACES.	26	659.1	127.6	2 735	70	26
5813	DRINKING PLACES.	35	504.6	62.0	2 021	44	36
59	OTHER RETAIL STORES.	49	2 707.0	281.5	6 395	112	42
591	DRUG STORES, PROPRIETARY STORES.	5	461.1	73.2	1 468	26	3
592	LIQUOR STORES.	13	863.1	41.3	1 117	18	12
597	JEWELRY STORES	6	489.7	47.4	1 003	16	5
5997	GIFT, NOVELTY, SOUVENIR SHOPS.	12	521.1	77.4	1 843	35	12
593-596, 598, 599 EXC. 5997	ALL OTHER RETAIL STORES.	13	372.0	42.2	964	17	10
701, 703 72-79	SELECTED SERVICES, TOTAL	82	3 173.3	907.2	22 937	570	72
701, 703	HOTELS, MOTELS, TOURIST COURTS, CAMPS.	32	2 566.4	766.9	18 512	478	29
72	PERSONAL SERVICES.	21	133.9	47.9	1 221	34	22
721	LAUNDRIES, LAUNDRY SERVICE, CLEANING, DYEING PLANTS.	4	46.4	28.8	764	24	3
723	BEAUTY SHOPS	5	(0)	(0)	(0)	(0)	(0)
724	BARBER SHOPS	11	25.8	1.5	(0)	(0)	12
722, 725-729	ALL OTHER PERSONAL SERVICES.	1	(0)	(0)	(0)	(0)	(0)
73	MISCELLANEOUS BUSINESS SERVICES.	6	141.3	35.4	860	12	3
75	AUTO REPAIR, AUTO SERVICES, GARAGES.	9	113.5	22.1	515	8	8
76	MISCELLANEOUS REPAIR SERVICES.	8	(0)	(0)	(0)	(0)	(0)
78	MOTION PICTURES.	1	(0)	(0)	(0)	(0)	(0)
79	AMUSEMENT, RECREATION SERVICES, EXCEPT MOTION PICTURES.	5	91.1	26.3	1 143	26	-

Standard Notes: - Represents zero. (D) Withheld to avoid disclosure. (NA) Not available. (X) Not applicable.
*Includes 1 establishment classified in the Mining Division of the SIC Manual.

TABLE 5. Charlotte Amalie: 1963

SIC code	Industry and kind of business	Establishments	Sales or receipts	Payroll, entire year	Payroll, workweek of Jan. 5 to 11, 1964	Paid employees, workweek of Jan. 5 to 11, 1964	Active proprietors of unincorporated businesses
		(number)	(\$1,000)	(\$1,000)	(dollars)	(number)	(number)
	TOTAL	456	(X)	6 015.1	124 478	2 206	334
10-14, 19-39	MINING AND MANUFACTURING, TOTAL	21	4 293.9	761.9	14 936	251	13
20	FOOD AND KINDRED PRODUCTS	3	454.3	168.2	3 102	55	1
10-14, 19-39 EXC. 20	ALL OTHER MINING AND MANUFACTURING	18	3 839.6	593.7	11 834	196	12
50	WHOLESALE TRADE, TOTAL	29	8 863.6	630.6	13 025	170	15
504	GROCERIES AND RELATED PRODUCTS	8	3 475.1	280.6	5 038	75	10
50 EXC. 504	ALL OTHER WHOLESALE TRADE	21	5 388.5	350.0	7 987	95	5
52-59	RETAIL TRADE, TOTAL	318	33 601.0	3 612.7	75 182	1 324	239
52	LUMBER, BUILDING MATERIALS, HARDWARE, FARM EQUIPMENT DEALERS	10	3 649.3	303.3	6 062	85	5
53	GENERAL MERCHANDISE GROUP STORES	29	(0)	(0)	(0)	(0)	(0)
54	FOOD STORES	71	6 523.0	359.1	7 780	171	66
55 EXC. 554	AUTOMOTIVE DEALERS	7	1 621.4	128.7	2 073	38	1
554	GASOLINE SERVICE STATIONS	2	(0)	(0)	(0)	(0)	(0)
56	APPAREL, ACCESSORY STORES	36	(0)	(0)	(0)	(0)	(0)
57	FURNITURE, HOME FURNISHINGS, EQUIPMENT STORES . .	14	1 686.1	276.6	4 692	67	9
58	EATING, DRINKING PLACES	77	2 153.3	504.1	9 558	210	56
5812	EATING PLACES	33	1 288.9	334.5	7 446	162	21
5813	DRINKING PLACES	44	864.4	169.6	2 112	48	35
59	OTHER RETAIL STORES	72	12 804.1	1 393.8	30 926	468	40
591	DRUG STORES, PROPRIETARY STORES	6	1 420.2	217.4	4 595	80	2
592	LIQUOR STORES	8	2 741.0	213.9	4 835	61	6
597	JEWELRY STORES	10	(0)	(0)	(0)	(0)	(0)
5997	GIFT, NOVELTY, SOUVENIR SHOPS	31	(0)	(0)	(0)	(0)	(0)
593-596, 598, 599 EXC. 5997	ALL OTHER RETAIL STORES	17	(0)	(0)	(0)	(0)	(0)
701, 703, 72-79	SELECTED SERVICES, TOTAL	88	3 433.4	1 009.9	21 335	461	67
701, 703	HOTELS, MOTELS, TOURIST COURTS, CAMPS	28	2 592.0	802.3	16 195	356	22
72	PERSONAL SERVICES	28	(0)	(0)	(0)	(0)	(0)
721	LAUNDRIES, LAUNDRY SERVICE, CLEANING, DYEING PLANTS	4	(0)	(0)	(0)	(0)	(0)
723	BEAUTY SHOPS	12	86.6	18.1	551	13	9
724	BARBER SHOPS	9	27.3	-	-	-	9
722, 725-729	ALL OTHER PERSONAL SERVICES	3	(0)	(0)	(0)	(0)	(0)
73	MISCELLANEOUS BUSINESS SERVICE	6	92.2	18.3	705	11	3
75	AUTO REPAIR, AUTO SERVICES, GARAGES	11	249.0	49.7	1 250	18	8
76	MISCELLANEOUS REPAIR SERVICES	12	(0)	(0)	(0)	(0)	(0)
78	MOTION PICTURES	2	(0)	(0)	(0)	(0)	(0)
79	AMUSEMENT, RECREATION SERVICES, EXCEPT MOTION PICTURES	1	(0)	(0)	(0)	(0)	(0)

Standard Notes: - Represents zero. (D) Withheld to avoid disclosure. (NA) Not available. (X) Not applicable.

TABLE 6. Christiansted: 1963

SIC code	Industry and kind of business	Establishments	Sales or receipts	Payroll, entire year	Payroll, workweek of Jan. 5 to 11, 1964	Paid employees, workweek of Jan. 5 to 11, 1964	Active proprietors of unincorporated businesses
		(number)	(\$1,000)	(\$1,000)	(dollars)	(number)	(number)
	TOTAL	207	(X)	1 932.3	43 680	806	168
10-14, 19-39	MINING AND MANUFACTURING, TOTAL	9	5 975.9	777.4	17 294	304	3
50	WHOLESALE TRADE, TOTAL	6	(D)	(D)	(D)	(D)	(D)
52-59	RETAIL TRADE, TOTAL	161	9 284.3	962.0	20 451	392	134
52	LUMBER, BUILDING MATERIALS, HARDWARE, FARM EQUIPMENT DEALERS	8	1 165.3	177.8	3 308	55	3
53	GENERAL MERCHANDISE GROUP STORES	17	(D)	(D)	(D)	(D)	(D)
54	FOOD STORES	35	2 391.5	158.3	3 475	64	35
55 EXC. 554	AUTOMOTIVE DEALERS	7	522.7	65.4	1 109	21	4
554	GASOLINE SERVICE STATIONS	2	(D)	(D)	(D)	(D)	(D)
56	APPAREL, ACCESSORY STORES	23	919.3	98.5	2 154	45	14
57	FURNITURE, HOME FURNISHINGS, EQUIPMENT STORES	9	708.6	69.2	1 653	30	5
58	EATING AND DRINKING PLACES	28	638.1	115.9	2 625	62	25
5812	EATING PLACES	13	430.4	78.7	1 731	43	13
5813	DRINKING PLACES	15	207.7	37.2	894	19	12
59	OTHER RETAIL STORES	32	2 270.7	233.8	5 360	91	26
591	DRUG STORES, PROPRIETARY STORES	4	(D)	(D)	(D)	(D)	(D)
592	LIQUOR STORES	8	(D)	(D)	(D)	(D)	(D)
597	JEWELRY STORES	4	(D)	(D)	(D)	(D)	(D)
5997	GIFT, NOVELTY, SOUVENIR SHOPS	8	(D)	(D)	(D)	(D)	(D)
593-596, 598 599 EXC. 5997	ALL OTHER RETAIL STORES	8	320.3	39.9	948	16	7
701, 703, 72-79	SELECTED SERVICES, TOTAL	31	882.4	(D)	(D)	(D)	(D)
701, 703	HOTELS, MOTELS, TOURIST COURTS, CAMPS	11	556.7	95.9	2 741	62	9
72	PERSONAL SERVICES	11	76.1	23.5	618	16	10
721	LAUNDRIES, LAUNDRY SERVICE, CLEANING, DYEING PLANTS	2	(D)	(D)	(D)	(D)	(D)
723	BEAUTY SHOPS	3	48.0	17.6	427	9	3
724	BARBER SHOPS	5	15.5	1.5	(D)	(D)	5
722, 725-729	ALL OTHER PERSONAL SERVICES	1	(D)	(D)	(D)	(D)	(D)
73	MISCELLANEOUS BUSINESS SERVICES	3	(D)	(D)	(D)	(D)	(D)
75	AUTO REPAIR, AUTO SERVICES, GARAGES	1	(D)	(D)	(D)	(D)	(D)
76	MISCELLANEOUS REPAIR SERVICES	4	(D)	(D)	(D)	(D)	(D)
78	MOTION PICTURES	1	(D)	(D)	(D)	(D)	(D)
79	AMUSEMENT, RECREATION SERVICES, EXCEPT MOTION PICTURES	-	-	-	-	-	-

Standard Notes: - Represents zero. (D) Withheld to avoid disclosure. (NA) Not available. (X) Not applicable.

TABLE 7. Frederiksted: 1963

SIC code	Industry and kind of business	Establishments (number)	Sales or receipts (\$1,000)	Payroll, entire year (\$1,000)	Payroll, workweek of Jan. 5 to 11, 1964 (dollars)	Paid employees, workweek of Jan. 5 to 11, 1964 (number)	Active proprietors of unin- corporated businesses (number)
	TOTAL	91	(X)	453.8	9 844	185	87
10-14, 19-39	MINING AND MANUFACTURING, TOTAL	2	(D)	(D)	(D)	(D)	(D)
50	WHOLESALE TRADE, TOTAL	4	(D)	(D)	(D)	(D)	(D)
52-59	RETAIL TRADE, TOTAL	69	2 901.8	327.9	8 062	144	64
52	LUMBER, BUILDING MATERIALS, HARDWARE, FARM EQUIPMENT DEALERS.	1	(D)	(D)	(D)	(D)	(D)
53	GENERAL MERCHANDISE GROUP STORES.	2	(D)	(D)	(D)	(D)	(D)
54	FOOD STORES	15	910.7	47.0	1 001	26	14
55 EXC. 554	AUTOMOTIVE DEALERS.	2	(D)	(D)	(D)	(D)	(D)
554	GASOLINE SERVICE STATIONS	2	(D)	(D)	(D)	(D)	(D)
56	APPAREL, ACCESSORY STORES	7	(D)	(D)	(D)	(D)	(D)
57	FURNITURE, HOME FURNISHINGS, EQUIPMENT STORES .	5	152.3	29.1	868	9	4
58	EATING, DRINKING PLACES	20	328.5	49.1	1 655	37	22
5812	EATING PLACES	8	91.9	27.6	623	18	8
5813	DRINKING PLACES	12	236.6	21.5	1 032	19	14
59	OTHER RETAIL STORES	15	(D)	(D)	(D)	(D)	(D)
591	DRUG STORES, PROPRIETARY STORES	1	(D)	(D)	(D)	(D)	(D)
592	LIQUOR STORES	5	(D)	(D)	(D)	(D)	(D)
597	JEWELRY STORES	2	(D)	(D)	(D)	(D)	(D)
5997	GIFT, NOVELTY, SOUVENIR SHOPS	4	(D)	(D)	(D)	(D)	(D)
593-596, 598, 599 EXC. 5997	ALL OTHER RETAIL STORES	3	(D)	(D)	(D)	(D)	(D)
701, 703, 72-79	SELECTED SERVICES, TOTAL	16	235.7	62.2	407	13	19
701, 703	HOTELS, MOTELS, TOURIST COURTS, CAMPS	3	(D)	(D)	(D)	(D)	(D)
72	PERSONAL SERVICES	9	(D)	(D)	(D)	(D)	(D)
721	LAUNDRIES, LAUNDRY SERVICE, CLEANING, DYEING PLANTS	1	(D)	(D)	(D)	(D)	(D)
723	BEAUTY SHOPS	2	(D)	(D)	(D)	(D)	(D)
724	BARBER SHOPS	6	10.3	-	-	-	7
722, 725-729	ALL OTHER PERSONAL SERVICES	-	-	-	-	-	-
73	MISCELLANEOUS BUSINESS SERVICES	1	(D)	(D)	(D)	(D)	(D)
75	AUTO REPAIR, AUTO SERVICES, GARAGES	1	(D)	(D)	(D)	(D)	(D)
76	MISCELLANEOUS REPAIR SERVICES	2	(D)	(D)	(D)	(D)	(D)
78	MOTION PICTURES	-	-	-	-	-	-
79	AMUSEMENT, RECREATION SERVICES, EXCEPT MOTION PICTURES	-	-	-	-	-	-

Standard Notes: - Represents zero. (D) Withheld to avoid disclosure. (NA) Not available. (X) Not applicable.

APPENDIX A

EXPLANATION OF TERMS

Establishments—An establishment is a single physical location at which business is conducted. An establishment is not necessarily identical with the "company" or "enterprise" which may consist of one or more establishments. Census figures represent a summary of reports for individual "establishments" rather than "companies." A separate report was obtained for each location where business was conducted, including each location of multiunit organizations. Each report was tabulated in accordance with the physical location at which the business was conducted.

Where two or more activities were carried on at a single location under a single ownership, all activities generally were grouped together as a single establishment, and the entire establishment was classified on the basis of its major activity, with all data for it included in that classification. However, in cases where distinct and separate economic activities (for which different industry classification codes were appropriate) were conducted under the same ownership at a single location, and where conditions prescribed by the Standard Industrial Classification Manual for recognizing the existence of more than one establishment were met, separate establishment reports for each of the different activities were reported in the census.

The "number of establishments" shown in this report is the number in business at the end of the census year.

Sales or receipts—Sales or receipts include merchandise sold and receipts from repairs and from other services to customers whether or not payment was received in 1963. Sales are net of deductions for refunds and allowances for merchandise returned by customers. Total sales exclude amounts other than those received from customers, such as income from investments, rental of real estate, etc. They include sales taxes and excise taxes collected directly from customers.

Although the count of establishments in this report represents the number in business at the end of the year, the sales or receipts figures include sales or receipts of all establishments in business at any time during the year.

Payroll, entire year—Payroll includes salaries, wages, commissions, bonuses, vacation allowances and the value of payments in kind (such as free meals, lodgings, etc.) paid during the year to all employees. Gratuities received by employees from patrons are not included. For corporations, it includes amounts paid to officers and executives; it does not include compensation of proprietors or of partners of unincorporated businesses. Payroll is reported before deductions for social security, income tax, insurance dues, etc.

Payroll for the week of January 5 to 11, 1964—This item consists of payroll, as defined above, paid to persons on the payroll during the week of January 5 to 11, 1964. Establishments with a pay period other than a week were requested to adjust the figures to a weekly basis.

Paid employees for the week of January 5 to 11, 1964—Paid employees consist of the number of employees, including salaried officers and executives of corporations, who were on the payroll during the week of January 5 to 11, 1964.

Active proprietors of unincorporated businesses—This item includes proprietors or partners of unincorporated businesses who worked 15 hours or more during the week of January 5 to 11, 1964.

KIND-OF-BUSINESS CLASSIFICATIONS

Establishments covered in the 1963 censuses were assigned a kind-of-business classification in accordance with the provisions of the 1957 edition of the SIC Manual and its supplement issued in 1963. However, because of the limited number of establishments, the data in the tables in this report are for the most part shown for combinations of SIC classifications.

The kind-of-business material which follows includes a description of each of the classifications for which separate information is provided in this report.

MINING

(SIC Division B, Major Groups 10-14)

This division includes all establishments primarily engaged in the extraction of minerals in solid, liquid, or gaseous form. It also includes quarrying, well operation, milling, and other preparations needed to render the material marketable.

MANUFACTURING

(SIC Division D, Major Groups 19–39)

This division includes those establishments engaged in the mechanical or chemical transformation of inorganic or organic substances into new products, and usually described as plants, factories, or mills. Printing, publishing, and industries servicing the printing trades are classified as manufacturing industries.

Food and kindred products (SIC 20)—Includes establishments manufacturing foods and beverages for human consumption, and certain related products, such as manufactured ice.

Printing, publishing, and allied industries (SIC 27)—Includes establishments engaged in printing by one or more of the common processes, such as letterpress, lithography, gravure, or screen; and those establishments which perform services for the printing trade, such as bookbinding, typesetting, engraving, photoengraving, and electrotyping. Also included are establishments engaged in publishing newspapers, books, periodicals, regardless of whether or not they do their own printing.

Concrete, gypsum, and plastic products (SIC 327)—Includes establishments primarily manufacturing concrete building blocks and bricks; ready-mixed concrete; lime; and gypsum products, such as plaster and plasterboard.

Watches, clocks, clockwork operated devices and parts (SIC 387)—Includes establishments primarily engaged in manufacturing clocks (including electric), watches, mechanisms for clockwork operated devices, and clock and watch parts. This industry includes establishments primarily engaged in assembling clocks and watches from purchased movements and cases.

WHOLESALE TRADE

(SIC Division F, Part, Major Group 50)

This major group includes establishments primarily engaged in selling merchandise to retailers; to institutional, industrial, commercial, and professional users; or to other wholesalers; or in negotiating as agents in buying merchandise for or selling merchandise to such persons or companies. Importers selling merchandise at wholesale and exporters are included in wholesale trade.

Groceries and related products (SIC 504)—Includes establishments engaged in selling a general line of grocery products at wholesale as well as those primarily engaged in selling at wholesale such commodity lines as dairy products; poultry and poultry products; confec-

tionery; fish and seafoods; meats and meat products; fresh fruits and vegetables; and such specialty lines as bakery products, breakfast cereals, canned goods, green or roasted coffee, flour, frozen foods, refined sugar, soft drinks, etc.

Beer, wine, distilled alcoholic beverages (SIC 5095)—Includes establishments primarily engaged in the wholesale distribution of beer, wine, and distilled alcoholic beverages. Bottling of wines and other liquors manufactured in bulk by others is included.

Lumber, construction materials (SIC 5098)—Includes establishments primarily engaged in the wholesale distribution of lumber and building materials, such as brick, building stone, cement, crushed stone, granite, gravel, lime, marble, masons' materials, plaster, window glass, roofing materials, and sand.

RETAIL TRADE

(SIC Division F, Part, Major Groups 52–59)

These major groups include establishments primarily engaged in selling merchandise to customers for personal, household, or farm use. Some of the important characteristics of retail trade establishments are: The establishment is engaged in activities to attract the general public to buy; the establishment buys or receives merchandise as well as sells; the establishment may process its products, but such processing is incidental or subordinate to selling; and the establishment is considered as "retail" by the trade.

Lumber, building materials, hardware, farm equipment dealers (SIC 52)—Includes establishments primarily selling lumber, building materials, the basic lines of hardware, paint, wallpaper, glass, electrical supplies, roofing materials, and other supplies and equipment for home construction. Establishments primarily selling farm equipment are also included. Establishments in this group sell to contractors as well as to the general public.

General merchandise stores (SIC 53)—Includes establishments which sell a number of lines of merchandise, such as dry goods, apparel and accessories, furniture and home furnishings, small wares, hardware, and food. The stores included in this group are known as department stores, variety stores, dry goods stores, general merchandise stores, etc.

Food stores (SIC 54)—Includes establishments primarily selling food for home preparation and consumption. Establishments primarily selling prepared food and drinks for consumption on

their own premises are classified as "Eating and Drinking Places" (SIC 58), and stores primarily engaged in selling packaged beers and liquors are classified separately as "liquor stores" (SIC 592).

Automotive dealers (SIC 55, except 554)—Includes establishments primarily selling new and used automobiles; new parts and accessories; aircraft; motorcycles; boats and household trailers. This group does not include establishments primarily engaged in selling trucks and motorized industrial equipment. Such establishments are included in wholesale trade. Separate data are shown for the following three kinds of business in selected tables:

Passenger car dealers (SIC 551, 552)—Includes establishments primarily selling new automobiles and/or used automobiles. These establishments frequently operate repair shops and may carry stocks of replacement parts, tires, batteries, and automotive accessories.

Tire, battery, accessory dealers (SIC 553)—Includes establishments primarily selling new automobile tires, batteries, automobile seat covers, and automobile parts and accessories. These establishments may also sell household appliances, radio and television sets, sporting and recreational goods, toys, housewares, and hardware in combination with the above.

Miscellaneous aircraft, marine, automotive dealers (SIC 559)—Includes establishments primarily selling new or used motorcycles; aircraft for private (noncommercial) use; household trailers; motorboats and other watercraft; and other automotive products not elsewhere classified.

Gasoline services stations (SIC 554)—Includes establishments primarily engaged in selling gasoline and lubricating oils, and which may sell other merchandise or perform minor repair work.

Apparel and accessories stores (SIC 56)—Includes establishments primarily engaged in selling clothing of all kinds and related articles for personal wear and adornment.

Furniture, home furnishings, and equipment stores (SIC 57)—Includes establishments primarily selling merchandise used in furnishing the home, such as furniture, floor coverings, draperies, glass and chinaware, domestic stoves, refrigerators, and other household electrical and gas appliances, including radio and TV sets. Also included are musical instrument stores and music and record shops.

Eating and drinking places (SIC 58)—Includes establishments selling prepared foods and drinks for consumption on the premises, and also lunch counters and refreshment stands selling prepared foods and drink for immediate consumption. Separate data are shown for the following two kinds of business:

Eating places (SIC 5812)—Includes establishments primarily engaged in the retail sale of prepared food and alcoholic beverages for consumption on the premises. Included here are caterers, in-plant food contractors, lunchrooms, diners, cafes, grills, dining rooms, lunch counters, cafeterias, and refreshment places.

Drinking places (SIC 5813)—Includes establishments primarily engaged in selling drinks such as beer, ale, wine, liquor, and other alcoholic beverages for consumption on the premises.

Other retail stores (SIC 59)—Includes retail stores not elsewhere classified. These stores fall into the following subgroups: (1) drug stores, (2) liquor stores, (3) secondhand stores, (4) book and stationery stores, (5) sporting goods stores and bicycle shops, (6) farm and garden supply stores, (7) jewelry stores, (8) fuel and ice dealers, and (9) miscellaneous retail stores not elsewhere classified. Separate data are shown for the following kinds of business:

Drug stores, proprietary stores (SIC 591)—Includes establishments engaged in the retail sale of prescription drugs and patent medicines and which may carry a number of related lines such as cosmetics, toiletries, candy, tobacco products, magazines, toys, etc.

Liquor stores (SIC 592)—Establishments primarily selling packaged alcoholic beverages, such as ale, beer, wine, and whiskey for consumption off the premises.

Jewelry stores (SIC 597)—Establishments primarily selling any combination of the lines of jewelry, such as diamonds and other precious stones; rings, bracelets, and brooches, sterling and plated silverware; and watches and clocks.

Gift, novelty, souvenir shops (SIC 5997)—Includes establishments primarily selling combined lines of gift and novelty merchandise, souvenirs, small art goods, greeting cards, and holiday decorations. In the Virgin Islands, these establishments sell a more diversified line of merchandise which may include china, silverware, perfume, liquor, apparel, watches, clocks, tobacco, photographic supplies, etc. and primarily cater to the tourist trade. These estab-

lishments were classified in accordance with their own designation as to kind of business.

SELECTED SERVICES

(SIC Division H, Part, All or Parts of Major Groups 70, 72, 73, 75, 76, 78, and 79)

These groups include establishments primarily engaged in rendering a wide variety of services to individual and business establishments.

Hotels, motels, tourist courts, camps (SIC 701, 703)—Includes establishments primarily engaged in providing lodging or lodgings and meals to the general public except (1) rooming and boarding houses, (2) hotels which provide accommodations only for "permanent residents," (3) organizations, hotels, and lodging houses on membership basis, and (4) tourist homes.

Personal services (SIC 72)—Includes establishments primarily engaged in providing services generally involving the care of the person or his apparel, such as barber and beauty shops, cleaning and dyeing plants, laundries, pressing and garment repair shops, photographic studios, shoe repair, shoeshine, hat cleaning shops, funeral services, garment repair shops, etc. Separate data are shown for the following three kinds of business:

Laundry, laundry service, cleaning, dyeing plants (SIC 721)—Includes establishments primarily engaged in operating mechanical laundries or furnishing laundry services; linen supply houses and industrial launderers; diaper service establishments; self-service laundries; and cleaning and dyeing plants.

Beauty shops (SIC 723)—Includes establishments primarily engaged in furnishing beauty services. Included here are combination beauty and barber shops.

Barber shops (SIC 724)—Includes establishments primarily engaged in furnishing barber services.

Miscellaneous business services (SIC 73)—Includes establishments primarily engaged in providing services, not elsewhere classified, to business enterprises on a fee or contract basis. Included here are advertising agencies, credit bureaus, duplicating and stenographic services, blueprinting and photocopying services, exterminating services, photofinishing laboratories, equipment rental, etc.

Automobile repair, automobile services, garages (SIC 75)—Includes establishments primarily engaged in furnishing automobile repair, storage, rental, and other services to the general public.

Miscellaneous repair services (SIC 76)—Includes establishments primarily engaged in miscellaneous repair services, such as electrical appliance repair; radio and television repair; watch, clock, and jewelry repair; and furniture reupholstering and repair.

Motion picture (SIC 78)—Includes theaters engaged in the exhibition of motion picture films.

Amusement and recreational services, except motion pictures (SIC 79)—Includes establishments primarily engaged in providing amusement, recreation, or entertainment.

VIRGIN ISLANDS REPORT FORMS

Budget Bureau No. 41-6386, Approval Expires December 31, 1963

<p>NC-X3V FORM (0330)</p> <p>U.S. DEPARTMENT OF COMMERCE BUREAU OF THE CENSUS</p> <p>1963 ECONOMIC CENSUSES</p> <p>VIRGIN ISLANDS GENERAL SCHEDULE</p> <p>GENERAL INSTRUCTIONS</p> <p>Please read all instructions and answer all questions on either the English or Spanish version and return this form in the envelope provided. Direct all inquiries concerning this report to Business Division, Bureau of the Census, Washington, D. C., 20233.</p> <p>If calendar year records are not available, fiscal year reports for periods ending between October 31, 1963, and February 29, 1964, are acceptable.</p> <p>If book figures are not available, enter your best estimate and write "Estimate" after each such entry.</p> <p>Cents may be omitted in preparing this report. If cents are reported, use the spaces provided.</p>	<p>NC-X3V (0330)</p> <p>(Please correct if name or address has changed)</p> <p style="text-align: center;">KEEP THIS COPY FOR YOUR FILES</p> <p style="text-align: center;">PLEASE COMPLETE AND RETURN THE FORM WHICH SHOWS YOUR NAME AND ADDRESS</p> <table border="1" style="width:100%; margin-top: 10px;"> <tr> <td style="width:33%; text-align: center;">a</td> <td style="width:33%; text-align: center;">b</td> <td style="width:33%; text-align: center;">c</td> </tr> <tr> <td style="height: 20px;"></td> <td style="height: 20px;"></td> <td style="height: 20px;"></td> </tr> </table> <p style="text-align: center;">FOR CENSUS USE ONLY →</p>	a	b	c				<p>CONFIDENTIAL - Response to this inquiry is required by Act of Congress (13 U.S.C.). The report you submit to the Census Bureau is confidential and may be seen only by sworn Census employees. It may not be used for purposes of taxation, investigation, or regulation. Copies retained in your files are also immune from legal process.</p>	
a	b	c							
<p>1. NAME AND PHYSICAL LOCATION OF ESTABLISHMENT ON DECEMBER 31, 1963</p> <p>a. Name of establishment</p> <p>Your answers to parts b, c, d, and e of this item should relate to the ACTUAL PHYSICAL LOCATION of this establishment which may be different from the mailing address.</p> <p>b. Street and number at establishment location (If location cannot be described by street and number, give name of road and highway and name, distance, and direction to nearest city.)</p> <p>c. Name of city</p> <p>Name of quarter</p> <p>d. Is this establishment physically located within the legal boundaries of the city named in "c"?</p> <p><input type="checkbox"/> Yes <input type="checkbox"/> No</p> <p>e. Name of island on which located</p>	<p>2. IDENTIFICATION NUMBER used for this establishment on Employer's Quarterly Federal Tax Return (U.S. Treasury Department Form 941).</p> <table border="1" style="width:100%; text-align: center;"> <tr> <td style="width:15%; height: 20px;"></td> <td style="width:15%; height: 20px;"></td> <td style="width:15%; height: 20px;"></td> <td style="width:15%; height: 20px;"></td> <td style="width:15%; height: 20px;"></td> <td style="width:15%; height: 20px;"></td> <td style="width:15%; height: 20px;"></td> </tr> </table> <p>3. COMPANY AFFILIATION</p> <p>a. Check this box <input type="checkbox"/> if this business is owned or controlled by another company, and enter the name, mailing address, and Employer Identification Number of owning or controlling company (if known).</p> <p>b. Check this box <input type="checkbox"/> if this business owns or controls any other company or companies, and enter the name, mailing address, and Employer Identification Number of owned or controlled companies (if known).</p> <p>Name of company</p> <p>Mailing address</p> <p>E. I. Number</p>								<p>4. FORM OF OWNERSHIP (Check one)</p> <p>1 <input type="checkbox"/> Individual proprietor</p> <p>2 <input type="checkbox"/> Partnership</p> <p>0 <input type="checkbox"/> Corporation (Do not include any form of cooperative association.)</p> <p>8 <input type="checkbox"/> Cooperative association (corporate or non-corporate.)</p> <p>9 <input type="checkbox"/> Other (Specify) _____</p> <p>5. PERIOD OWNED IN 1963</p> <p>a. Did you own this business at the end of 1963? 1 <input type="checkbox"/> Yes 2 <input type="checkbox"/> No</p> <p>b. How many months during 1963 did you own this business? No. of months</p> <p>6. CLASS OF CUSTOMER</p> <p>Report the approximate percentage of your total 1963 sales to each class of customer.</p> <p>1 ___ % General public (household consumers, farmers, other individuals).</p> <p>2 ___ % Construction contractors.</p> <p>3 ___ % Other business firms, government, institutions.</p> <p>4 ___ % Other (Specify) _____</p>

PLEASE READ INSTRUCTIONS
BEFORE COMPLETING ITEMS 7 AND 8.

Line a - Report total of all merchandise sold whether or not payment was received. Include all excise and sales taxes.

Line b - Report total commissions or bonuses received on real estate and insurance sales. Also report total commissions or bonuses received on insurance premium collections.

Line c - Include all payments due from the project owner for construction work done during the period specified. Do not include payments to others for work done on sub-contracts.

Line d - Report total public storage and warehouse revenue received.

Line e - Report charges to customers for services; such as amusement admissions, hotel room rental, repair, maintenance, installation charges, and carrying charges. Report total amount of fares collected in taxis and busses and all other receipts from customers not included above.

7. DOLLAR VOLUME OF BUSINESS IN 1963

	Dollars	Cents	Key
a. Sales of merchandise	\$		1-5
b. Commissions and bonuses received	\$		1-6
c. Value of construction work performed	\$		1-7
d. Public storage and warehouse revenue	\$		1-8
e. All other receipts	\$		1-9
f. TOTAL DOLLAR VOLUME IN 1963 (Sum of lines a through e)	\$		★ 1-10

8. DOLLAR VOLUME OF BUSINESS FOR THE WEEK OF JANUARY 5-11, 1964

	Dollars	Cents	Key
a. Sales of merchandise	\$		2-1
b. Commissions and bonuses received	\$		2-2
c. Value of construction work performed	\$		2-3
d. Public storage and warehouse revenue	\$		2-4
e. All other receipts	\$		2-5
f. TOTAL DOLLAR VOLUME FOR WEEK (Sum of lines a through e)	\$		2-6

g. Indicate how the volume of sales and other receipts from customers for the week of January 5 - 11, 1964, reported in 'f', compares with the weekly average for 1963. (Check one)

Higher Lower About the same

h. If "Higher" or "Lower" is checked in "g," indicate the reason. (Check one)

Tourist trade Other (Specify) _____

Please complete inquiries on reverse side

9. PAYROLL AND EMPLOYMENT

If your payroll is for a period other than one week, please adjust the figures to a one-week basis.

PAYROLL - Include all salaries, wages, commissions, bonuses, vacation allowances, and the value of payments in kind, such as goods, lodging, food, and clothing. **Do not include** tips, gratuities, etc., received by your employees from others. Do not include payments to (or withdrawals by) owners or partners of **unincorporated** businesses.

PAID EMPLOYEES - Report total number of employees on the payroll during the week specified, including those on paid sick leave, paid holidays, and paid vacation. Include salaried officers and executives of corporations. Do not include owners and partners of **unincorporated** businesses.

NOTE: If this is an unincorporated business, do not include the compensation of owners with the payroll figures, and do not count owners as paid employees.

a. Total ANNUAL payroll in 1963 before payroll deductions

b. Number of paid employees for the ONE WEEK, January 5-11, 1964

c. Payroll for the ONE WEEK, January 5-11, 1964

d. Proprietors and partners who worked 15 hours or more during the ONE WEEK, January 5-11, 1964

Dollars	Cents	Key
\$		2-7
Number		

Dollars	Cents	Key
\$		2-9
Number		

Dollars	Cents	Key
		2-8
Number		

10. FLOOR SPACE AS OF DECEMBER 31, 1963 (To be answered only by establishments engaged in public warehousing)

Report the total net occupiable (occupied plus unoccupied) under-roof floor space of this establishment as of December 31, 1963. Report inside measurements excluding interior walls, permanent aisles, elevator shafts, staircases, offices, receiving and shipping platforms, or other areas in which goods are not usually piled. For multiple story buildings, include such space on all floors.

Square feet	Key
	3-1

Total net occupiable (occupied plus unoccupied) under-roof floor space of this establishment as of December 31, 1963

11. CAPITAL EXPENDITURES DURING 1963

Expenditures refer to all costs actually incurred during 1963 which were chargeable to the fixed assets accounts and which were of the type for which depreciation accounts are ordinarily maintained. **DO NOT** include the cost of maintenance and repairs charged as current operating expense. If you did not make any expenditures of the kind described, enter "0" on line d.

Dollars	Cents	Key
\$		3-2

a. New structures and additions to plant (including major alterations, capitalized repairs, and improvements)

Dollars	Cents	Key
\$		3-2

b. New machinery and equipment (including capitalized repairs and improvements)

Dollars	Cents	Key
\$		3-3

c. Expenditures for used plant and equipment acquired from others

Dollars	Cents	Key
\$		3-4

d. TOTAL CAPITAL EXPENDITURES
(Sum of lines a through c)

Dollars	Cents	Key
\$		3-5

12. KIND OF BUSINESS AND SOURCE OF RECEIPTS

a. Kind of business - Describe briefly the kind of business you operated in 1963. Be sure to indicate the major type of operation; such as Retail, Wholesale, Manufacturing, Service, etc.; and specify the principal types of merchandise sold or services rendered. (Example: (1) Retail grocery; (2) Gasoline service station; (3) Manufacture soft drinks; (4) Wholesale drugs; (5) Shoe repair shop; (6) Hotel; etc.)

CENSUS USE ONLY	
Key	3-67

b. Source of receipts - List below the principal lines of merchandise sold, products manufactured or mined, or types of services performed and indicate the approximate percentage each was of your total receipts (Item 7) in 1963 at this location.

Lines of merchandise sold, products manufactured or mined, and types of services performed		Approximate percentage of total receipts (Item 7)
1.		%
2.		%
3.		%
4.		%
c. Approximately what percent of your total sales is accounted for by items which are mined, extracted, or quarried by this establishment?		Approximate percentage
		%
d. Approximately what percent of your total sales is accounted for by items manufactured on these premises?		Approximate percentage
		%

This space may be used for any explanations that may be helpful in understanding your report.

13. Name and address of person who should be contacted if questions arise regarding this report. Telephone No.

CERTIFICATION

This report is substantially accurate and covers the period from _____ to _____

Date _____ Title _____

Signature of authorized person _____

<p style="text-align: center;">NC-X3V (Sp) (0330)</p> <p style="text-align: center;">DEPARTAMENTO DE COMERCIO DE LOS ESTADOS UNIDOS NEGOCIADO DEL CENSO</p> <p style="text-align: center;">CENSOS ECONOMICOS DE 1963 ISLAS VIRGENES CUESTIONARIO GENERAL</p> <p style="text-align: center;">INSTRUCCIONES GENERALES</p> <p>Tenga la bondad de contestar la versión en inglés o la versión en español de este cuestionario. Lea todas las instrucciones y conteste todas las preguntas. Devuelva este cuestionario en el sobre que se incluye para tal propósito. Dirija todas las preguntas relacionadas con este cuestionario a: Business Division, Bureau of the Census, Washington, D.C., 20233.</p> <p>Si su período de contabilidad no es el año natural, se aceptarán informes que cubran años fiscales que terminen entre el 31 de octubre de 1963 y el 29 de febrero de 1964.</p> <p>Si no cuenta con cifras de registros contables, anote su mejor estimación y escriba "estimación", después de tales entradas.</p> <p>Puede omitir los centavos al informar valores monetarios. Si informa los centavos, utilice el espacio que para ello se provee.</p>	<p style="text-align: center;">NC-X3V (Sp) (0330)</p> <p style="text-align: center;">(Favor de corregir si el nombre y dirección han cambiado)</p>	<p style="text-align: center;">CONFIDENCIAL - La contestación de este informe es obligatoria según lo especifica una Ley del Congreso (13 U.S.C.). El informe que usted envía al Negociado del Censo es confidencial y sólo empleados juramentados del Censo tendrán acceso a él. Su informe no podrá ser utilizado para propósitos de impuestos, investigación o reglamentación. Las copias que retenga en su archivo también están inmunes a procedimiento judicial.</p>	<p style="text-align: center;">COPIA PARA SU ARCHIVO FAVOR DE COMPLETAR Y DEVOLVER LA FORMA QUE INDICA SU NOMBRE Y DIRECCION</p> <table border="1" style="width:100%; border-collapse: collapse;"> <tr> <td style="width:33%; text-align: center;">a</td> <td style="width:33%; text-align: center;">b</td> <td style="width:33%; text-align: center;">c</td> </tr> <tr> <td style="height: 20px;"></td> <td style="height: 20px;"></td> <td style="height: 20px;"></td> </tr> </table> <p style="text-align: center;">PARA USO DEL CENSO →</p>	a	b	c									
a	b	c													
<p>1. NOMBRE Y UBICACION FISICA DEL ESTABLECIMIENTO AL 31 DE DICIEMBRE DE 1963.</p> <p>a. Nombre del establecimiento</p> <p>Al contestar este tema, esté seguro que sus respuestas a las partes b, c, d, y e se refieren a la localización específica de su establecimiento que puede ser distinta a la dirección postal.</p> <p>b. Calle y número del edificio donde está ubicado el negocio. (Si no es posible describir la ubicación indicando calle y número, anote el nombre del camino o carretera, y el nombre, distancia, y dirección (norte, sur, etc.) de la ciudad o pueblo más cercano.)</p> <p>c. Nombre de ciudad</p> <p>Nombre de distrito (Quarter)</p> <p>d. ¿Está este establecimiento físicamente ubicado dentro de los límites legales de la ciudad o pueblo anotado en la parte "c"? <input type="checkbox"/> Sí <input type="checkbox"/> No</p> <p>e. Nombre de la isla</p>	<p>2. NUMERO DE IDENTIFICACION usado para este establecimiento en la Declaración Trimestral Federal de la Contribución del Patrono (Departamento del Tesoro de los EE. UU., Forma 941). (Si usted no tiene tal número, escriba "Ninguno.")</p> <table border="1" style="width:100%; border-collapse: collapse;"> <tr> <td style="width:10%; text-align: center;">□</td> <td style="width:10%; text-align: center;">□</td> <td style="width:10%; text-align: center;">□</td> <td style="width:10%; text-align: center;">□</td> <td style="width:10%; text-align: center;">□</td> <td style="width:10%; text-align: center;">□</td> <td style="width:10%; text-align: center;">□</td> <td style="width:10%; text-align: center;">□</td> <td style="width:10%; text-align: center;">□</td> <td style="width:10%; text-align: center;">□</td> </tr> </table>	□	□	□	□	□	□	□	□	□	□	<p>3. ORGANIZACION ECONOMICA</p> <p>a. Marque esta casilla <input type="checkbox"/> si este negocio es propiedad o está controlado por otra compañía y anote el nombre, dirección postal, y Número de Identificación de Patrono de la compañía propietaria o que controla (si se conoce).</p> <p>b. Marque esta casilla <input type="checkbox"/> si este negocio posee o controla cualquiera otra compañía o compañías, y anote nombre, dirección, y Número de Identificación de Patrono de las compañías que posee o controla (si se conocen).</p> <p>Nombre de la compañía</p> <p>Dirección postal</p> <p>Número de Identificación de Patrono</p>	<p>4. ORGANIZACION JURIDICA (Señale una casilla)</p> <p>1 <input type="checkbox"/> Propietario individual</p> <p>2 <input type="checkbox"/> Sociedad</p> <p>0 <input type="checkbox"/> Corporación (No incluye forma alguna de asociación cooperativa)</p> <p>8 <input type="checkbox"/> Asociación cooperativa (incorporada o no incorporada)</p> <p>9 <input type="checkbox"/> Otra (Especifique)</p>	<p>5. PERIODO DEL AÑO 1963 EN QUE FUE PROPIETARIO DEL NEGOCIO</p> <p>a. ¿Era usted propietario del negocio al finalizar el año 1963? 1 <input type="checkbox"/> Sí 2 <input type="checkbox"/> No</p> <p>b. ¿Durante cuántos meses del 1963 fué usted propietario de este negocio? ...</p> <p>Núm. de meses</p>	<p>6. CLASE DE CLIENTE</p> <p>Informe qué por ciento aproximado del total de sus ventas durante el año 1963 se hizo a cada clase de cliente.</p> <p>1 ___ % Público en general (consumidores domésticos, agricultores, individuos)</p> <p>2 ___ % Contratistas de construcción</p> <p>3 ___ % Otras firmas comerciales, gobierno, instituciones</p> <p>4 ___ % Otra (Especifique)</p>
□	□	□	□	□	□	□	□	□	□						

Línea a - Informe el total de todas las mercaderías vendidas, se haya o no recibido su pago. Incluya todas las contribuciones y arbitrios.

Línea b - Informe todas las comisiones y bonificaciones recibidas por la venta de bienes raíces y seguros. Informe, además, el total de comisiones y bonificaciones recibidas por concepto del cobro de primas de seguro.

Línea c - Informe todos los pagos recibidos (o vencidos) del propietario del proyecto por trabajo de construcción realizado durante el período especificado. No incluya pagos a terceros por trabajo realizado a base de sub-contrato.

Línea d - Informe el total de ingreso recibido por concepto de almacenamiento público.

Línea e - Informe todos los cargos a clientes por servicios, tales como entradas a lugares de diversión, alquiler de habitaciones, reparaciones, mantenimiento, cargos por instalación y por concesión de crédito. Informe el total de ingreso devengado por concepto de transporte en taxis y autobuses y todos los demás cargos a clientes, los cuales no han sido detallados anteriormente.

7. VOLUMEN DE INGRESOS DEL NEGOCIO DURANTE EL AÑO 1963

	Dólares	Cen- tavos	Cla- ve
a. Ventas de mercaderías	\$		1-5
b. Comisiones y bonificaciones recibidas	\$		1-6
c. Valor del trabajo de construcción realizado	\$		1-7
d. Ingreso por concepto de almacenamiento público	\$		1-8
e. Todos los demás ingresos	\$		1-9
f. VOLUMEN TOTAL DE INGRESOS DURANTE EL AÑO 1963 <i>(Suma de las líneas a hasta la e)</i>	\$		★ 1-10

8. VOLUMEN DE INGRESOS DEL NEGOCIO DURANTE LA SEMANA DEL 5 AL 11 DE ENERO DE 1964

	Dólares	Cen- tavos	Cla- ve
a. Ventas de mercaderías	\$		2-1
b. Comisiones y bonificaciones recibidas	\$		2-2
c. Valor del trabajo de construcción realizado	\$		2-3
d. Ingreso por concepto de almacenamiento público	\$		2-4
e. Todos los demás ingresos	\$		2-5
f. VOLUMEN TOTAL DE INGRESOS DURANTE LA SEMANA <i>(Suma de las líneas a hasta la e)</i>	\$		2-6

g. Indique cómo el volumen de ventas y otros ingresos de clientes durante la semana del 5 al 11 de enero de 1964, que declaró en la parte 'f', compara con el promedio semanal del año 1963.

Más alto Más bajo Casi igual

h. Si marcó la casilla "Más alto" o "Más bajo" en "g", arriba, indique la razón. *(Marque una casilla)*

Comercio turístico Otra *(Especifique)*

Favor de continuar al dorso

Forma NC-X3V (Sp)

9. REMUNERACIONES Y EMPLEO

Si su período de pago es mayor de una semana, tenga la bondad de ajustar las cifras sobre la base de una semana.

REMUNERACIONES - Incluya todos los salarios, sueldos, comisiones, bonificaciones, vacaciones pagadas y el valor de pagos en especie, tales como mercaderías, alojamiento, alimentos, y prendas de vestir. No incluya propinas, gratificaciones, etc., recibidas por sus empleados de terceros. Tampoco incluya pagos a (o retiros hechos por) los propietarios o socios de negocios no-incorporados. No incluya los pagos hechos directamente por este establecimiento a trabajadores a domicilio.

EMPLEADOS REMUNERADOS - Informe el número total de empleados en la nómina de este establecimiento durante la semana especificada, incluyendo aquellos empleados que estaban en licencia por enfermedad, o que disfrutaban de días feriados o vacaciones con paga. Incluya oficiales asalariados y ejecutivos de corporaciones. No incluya propietarios y socios de negocios no incorporados. No incluya empleados a domicilio cuyas remuneraciones fueron pagadas por este establecimiento.

NOTA: Si éste es un negocio no incorporado, no incluya las compensaciones devengadas por propietarios en las cifras de remuneraciones, ni tampoco incluya los propietarios como empleados remunerados.

a. Total de remuneraciones pagadas durante el año 1963, antes de las deducciones

b. Número de empleados remunerados durante LA SEMANA comprendida entre el 5 y el 11 de enero de 1964

c. Remuneraciones pagadas durante la semana comprendida entre el 5 y el 11 de enero de 1964

d. Proprietarios y socios que trabajaron 15 horas o más durante la semana comprendida entre el 5 y el 11 de enero de 1964

10. AREA DE PISO: 31 DE DICIEMBRE DE 1963 (Para ser contestado solamente por lo establecimiento dedicados a almacenamiento publico.)

Informe el área neta de piso utilizable (ocupada y desocupada), bajo techo, al 31 de diciembre de 1963. Informe medidas interiores excluyendo paredes interiores, pasillos permanentes, huecos de los ascensores, escaleras, oficinas, plataformas de recibo y embarque u otras áreas en que por lo general no se estiban mercaderías. Para edificios de varios pisos, incluya área en cada uno de los pisos.

11. INVERSIONES DE CAPITAL DURANTE EL AÑO 1963

Inversiones significa todos los gastos incurridos DURANTE EL AÑO 1963 que se cargaron a cuentas de capital fijo para los cuales ordinariamente se mantienen cuentas de depreciación. No incluya los gastos de mantenimiento y reparaciones que fueron cargados a cuentas de gastos de operación. Si no tuvo gastos de este tipo, anote "0" en la línea d.

	Dólares	Cen-tavos	Clas-ve
a. Total de remuneraciones pagadas durante el año 1963, antes de las deducciones	\$		2-7
b. Número de empleados remunerados durante LA SEMANA comprendida entre el 5 y el 11 de enero de 1964		Número	
c. Remuneraciones pagadas durante la semana comprendida entre el 5 y el 11 de enero de 1964	\$		2-8
d. Proprietarios y socios que trabajaron 15 horas o más durante la semana comprendida entre el 5 y el 11 de enero de 1964		Número	2-9
	\$		★ 2-10
10. AREA DE PISO: 31 DE DICIEMBRE DE 1963 (Para ser contestado solamente por lo establecimiento dedicados a almacenamiento publico.)			
	Pies cuadrados		Clas-ve
Total del área neta de piso utilizable (ocupada y desocupada), bajo techo, de este establecimiento el 31 de diciembre de 1963			3-1
11. INVERSIONES DE CAPITAL DURANTE EL AÑO 1963			
	Dólares	Cen-tavos	Clas-ve
a. Nuevas estructuras y adiciones a la planta (incluyendo alteraciones de importancia, reparaciones capitalizadas y mejoras)	\$		3-2
b. Nueva maquinaria y equipo (incluyendo reparaciones capitalizadas y mejoras)	\$		3-3
c. Gastos por la planta y equipo usado adquirido de otros	\$		3-4
d. TOTAL DE INVERSIONES DE CAPITAL	\$		3-5

(Suma de a, b, y c)

12. CLASE DE NEGOCIO Y FUENTE DE INGRESOS

a. Clase de negocio - Describa brevemente la clase de negocio que usted operó durante el año 1963. Esté seguro de indicar el tipo principal de operación como Al detal, Al por mayor, Manufactura, Servicio, etc., y especifique tipo principal de mercancía vendida o servicio prestado. (Ejemplo: (1) productos alimenticios al detal; (2) estación de gasolina; (3) manufactura de bebidas gaseosas; (4) medicinas al por mayor; (5) taller de reparación de calzado; (6) hotel; etc.)

PARA USO DEL CENSO

Clave
3-6

b. Fuente de ingresos - Enumere abajo las líneas principales de mercancías vendidas, productos manufacturados o de minas, o tipos de servicios prestados e indique el porcentaje aproximado que cada uno es del ingreso total (Tema 7) durante 1963 en esta ubicación.

	Porcentaje aproximado del ingreso total (Tema 7)
Líneas de mercancías vendidas, productos manufacturados o de minas y tipos de servicios prestados.	
1.	%
2.	%
3.	%
4.	%
	Porcentaje aproximado
	Clave
c. Aproximadamente qué por ciento del total de sus ventas es resultado de operaciones de extracción de productos de minas o canteras realizadas por este establecimiento	3-7
d. Aproximadamente qué por ciento del total de sus ventas es resultado de la venta de artículos manufacturados en este local?	3-8★

Este espacio puede ser usado para cualquier explicación que se sirva para mayor entendimiento de su informe.

13.

Nombre y dirección de la persona a quien dirigirse si surge alguna pregunta en relación con este informe.

Número del teléfono

CERTIFICACION

Este informe es sustancialmente correcto y cubre el período de tiempo comprendido entre _____ y _____.

Firma de la persona autorizada

Puesto en la empresa

Fecha



UNITED STATES
GOVERNMENT PRINTING OFFICE
DIVISION OF PUBLIC DOCUMENTS
WASHINGTON D C 20402

POSTAGE AND FEES PAID
U.S. GOVERNMENT PRINTING OFFICE

OFFICIAL BUSINESS
FIRST CLASS MAIL



The first part of the document discusses the importance of maintaining accurate records of all transactions. It emphasizes that every entry, no matter how small, should be recorded to ensure the integrity of the financial statements. This includes not only sales and purchases but also expenses, income, and transfers between accounts.

The second part of the document provides a detailed explanation of the double-entry accounting system. It states that for every debit entry, there must be a corresponding credit entry of equal amount. This system helps in identifying errors and ensures that the accounting equation remains balanced at all times.

The third part of the document outlines the steps involved in preparing financial statements. It begins with the trial balance, which is used to verify that the debits equal the credits. Following this, the income statement is prepared to show the company's profitability over a specific period. The balance sheet is then prepared to show the company's financial position at a given point in time.

The final part of the document discusses the importance of internal controls. It suggests that a strong system of internal controls can help prevent fraud and errors, thereby ensuring the accuracy and reliability of the financial information. This includes measures such as segregation of duties, regular reconciliations, and proper authorization of transactions.

1963

CENSUSES OF BUSINESS, MANUFACTURES, AND MINERAL INDUSTRIES

EC63-2



GUAM

U.S. DEPARTMENT OF COMMERCE
BUREAU OF THE CENSUS



This report is issued as part of the 1963 economic censuses. The bound volumes for these censuses are as follows:

CENSUS OF BUSINESS

Volume I, Retail Trade—Summary Statistics

Reports previously issued as series BC63-RS

Volume II, Retail Trade—Area Statistics

Reports previously issued as series BC63-RA

Volume III, Major Retail Centers

Reports previously issued as series BC63-MRC

Volume IV, Wholesale Trade—Summary Statistics; Public Warehousing

Reports previously issued as series BC63-WS

Volume V, Wholesale Trade—Area Statistics

Reports previously issued as series BC63-WA

Volume VI, Selected Services—Summary Statistics

Reports previously issued as series BC63-SS

Volume VII, Selected Services—Area Statistics

Reports previously issued as series BC63-SA

CENSUS OF MANUFACTURES

Volume I, Summary Statistics

Reports previously issued as series MC63(1)

Volume II, Industry Statistics

Reports previously issued as series MC63(2)

Volume III, Area Statistics

Reports previously issued as series MC63(3)

CENSUS OF MINERAL INDUSTRIES

Volume I, General Summary and Industry Statistics

Reports previously issued as series MIC63(1)

Volume II, Area Statistics

Reports previously issued as series MIC63(2)

Suggested Citation

U.S. Bureau of the Census, Censuses of Business, Manufactures, and Mineral Industries, 1963

GUAM, EC63-2

U.S. Government Printing Office, Washington, D.C., 1965

For sale by the Superintendent of Documents, U.S. Government Printing Office, Washington, D.C., 20402, or any Department of Commerce field office. Price 30 cents.



U.S. DEPARTMENT OF COMMERCE

John T. Connor, Secretary

BUREAU OF THE CENSUS

A. Ross Eckler, Director

Howard C. Grieves, Assistant Director, Economic Fields

BUSINESS DIVISION

Harvey Kailin, Chief

INDUSTRY DIVISION

Maxwell R. Conklin, Chief

ACKNOWLEDGEMENTS—This report was prepared in the Business Division under the direct supervision of Henry Wulff. Gerald Post was responsible for the census in Guam, assisted by Barbara Gilmour.

Tabulating procedures were developed by Joseph Breslin of the Economic Operations Division.

Louis Greenberg, in his capacity as Census of Business Coordinator, made contributions to the planning and operational phases of the work.

The field enumeration was conducted under the supervision of Manuel F. L. Guerrero, Governor of Guam.

1963 CENSUSES OF BUSINESS, MANUFACTURES, AND MINERAL INDUSTRIES

Guam

CONTENTS

[Page numbers listed here omit the chapter prefix, 2-, which appears as part of number for each page]

	page
Column Headings of Tables	ii
Introduction	1
Map of Guam	2
Chart: Guam: 1958 and 1963—Number of Establishments and Sales and Receipts	3
TABLE 1. Guam: 1963 and 1958	5
2. Agana: 1963 and 1958	7
3. Agana Heights: 1963	8
4. Barrigada: 1963 and 1958	9
5. Dededo: 1963	9
6. Mongmong: 1963	10
7. New Agat: 1963 and 1958	10
8. Santa Rita: 1963 and 1958	11
9. Sinajana: 1963 and 1958	11
10. Tamuning: 1963 and 1958	13
11. Yona: 1963	14
APPENDIX A. Explanation of Terms	15
B. Guam Reporting Form	18

COLUMN HEADINGS OF TABLES

1963 AND 1958 DATA
TABLES 1, 2, 4, 7,
8, 9, 10

GUAM
AGANA
BARRIGADA
NEW AGAT
SANTA RITA
SINAJANA
TAMUNING

1963 DATA
TABLES 3, 5, 6, 11,

AGANA HEIGHTS
DEDEDO
MONGMONG
YONA

SIC code	Industry and kind of business	Establishments (number)	Sales or receipts (\$1,000)	Payroll, entire year (\$1,000)	Payroll, workweek ended nearest Nov. 15 (dollars)	Paid employees, workweek ended nearest Nov. 15 (number)	Active proprietors of un- corporated businesses (number)
-------------	-------------------------------	--------------------------------	---------------------------------------	--	--	---	---

Introduction

AUTHORITY AND SCOPE—The 1963 Censuses of Business, Manufactures, and Mineral Industries were required by law under 13 U.S.C., sections 131, 191, and 224. These censuses covered businesses operated in the United States, Guam, and the Virgin Islands of the United States. A separate Census of Business and Manufactures also was conducted in Puerto Rico jointly with the Commonwealth Government.

For Guam and the Virgin Islands these censuses are the second in a series which the census law, referred to above, requires be taken at 5-year intervals.

KINDS OF BUSINESS COVERED—This report covers all establishments which, in accordance with the principles of **Standard Industrial Classification (SIC) Manual**,¹ are in the following industry divisions:

	Division	SIC Code
	D. Manufacturing	19 to 39
F.	Wholesale Trade	50
	Retail Trade	52 to 59
	Pt. H. Services (part)	70 thru 79 (except 702, 704)

It should be noted that in addition to the omission of the SIC "3-digit" industries 702, "Rooming and boarding houses," and 704, "Organization hotels and lodging houses, on membership basis," the following major groups are also excluded: 80, "Medical and other health services"; 81, "Legal services"; 82, "Educational services"; 84, "Museums, art

¹ Executive Office of the President, Bureau of the Budget, **Standard Industrial Classification Manual**, 1957, and Supplement to the 1957 Edition, 1963.

galleries, botanical and zoological gardens"; 86, "Nonprofit membership organizations"; 88, "Private households"; and 89, "Miscellaneous services."

Although Public Warehousing (SIC codes 4214 and 422) was included within the scope of these censuses, no establishments in this category were identified, and consequently data have not been included.

The 1963 censuses did not cover the following SIC industry divisions:

Division A—Agriculture, forestry, and fisheries

Division B—Mining

Division C—Contract construction

Division E—Transportation, communication, electric, gas, and sanitary services; except for public warehousing, as noted above

Division G—Finance, insurance, and real estate

Division I—Government

METHOD OF ENUMERATION—In Guam, the 1963 censuses were taken by a personal enumeration. Enumerators canvassed all roads, obtaining reports for all places where a business was found to have been conducted in 1963. However, it is possible that a few places were missed.


CENSUS DISCLOSURE RULES—In accordance with Federal law governing census reports, any data which would disclose the operations of an individual establishment or business organization are not published. The number of establishments in a kind of business is not considered a disclosure by these rules, so that this item is shown in instances where other items of information for the same kind of business or locality are suppressed.

TYPES OF AREAS COVERED—This report presents data by kind of business for (1) Guam and (2) all cities and villages whose 1960 population was 1,000 inhabitants or more.

GUAM



MANUFACTURING



GUAM: 1958 and 1963

Number of Establishments

1958

1963

Sales and Receipts (In Thousands of Dollars)

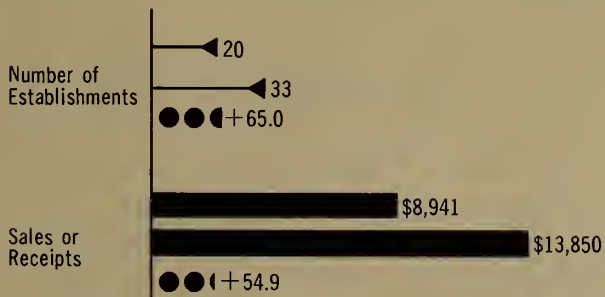
1958

1963


Percent Change

EACH SYMBOL = 25% ●

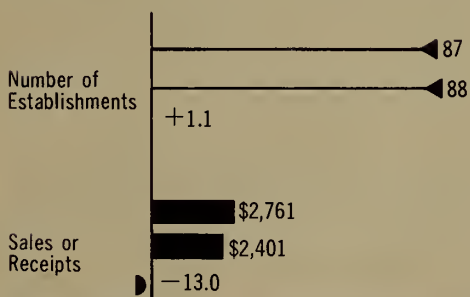
WHOLESALE TRADE



RETAIL TRADE



SELECTED SERVICES






TABLE 1. Guam: 1963 and 1958

SIC code	Industry and kind of business	Establishments (number)	Sales or receipts (\$1,000)	Payroll, entire year (\$1,000)	Payroll, workweek ended nearest Nov. 15 (dollars)	Paid employees, workweek ended nearest Nov. 15 (number)	Active proprietors of unincorporated businesses (number)
1963							
	TOTAL	443	(X)	7 962.1	182 565	2 814	412
MANUFACTURING							
19-39	TOTAL	12	5 034.8	1 172.0	31 895	358	3
20	FOOD AND KINDRED PRODUCTS	5	2 641.1	438.2	15 208	160	-
19-39, EXC. 20	OTHER MANUFACTURING	7	2 393.7	733.8	16 687	198	3
WHOLESALE TRADE							
	TOTAL	33	13 849.9	1 246.2	28 568	382	15
504	GRDCERIES AND RELATED PRODUCTS.	13	5 282.2	498.4	12 413	192	7
50 EXC. 504	OTHER WHOLESALE TRADE	20	8 567.7	747.8	16 155	190	8
5095	BEER, WINE, DISTILLED ALCOHDLIC BEVERAGES	5	1 923.5	172.5	4 366	35	3
50 EXC. 504, 5095	OTHER WHOLESALE TRADE	15	6 644.2	575.3	11 789	155	5
RETAIL TRADE							
52-59	TOTAL	310	42 609.0	4 869.0	105 888	1 773	308
52	LUMBER, BUILDING MATERAILS, HARDWARE, FARM EDUPEMENT DEALERS.	8	5 979.7	509.4	10 794	137	1
53	GENERAL MERCHANDISE GROUP STORES.	27	5 966.8	750.5	15 580	273	38
54	FOOD STORES	131	12 376.3	683.4	14 193	267	142
55 EXC. 554	AUTDMOTIVE DEALERS.	15	9 021.7	1 285.7	28 857	375	4
554	GASDLINE SERVICE STATIONS	20	1 983.1	135.5	3 853	85	19
56	APPAREL, ACCESSDRY STORES	23	1 347.6	162.3	3 985	79	24
57	FURNITURE, HOME FURNISHINGS, EDUPEMENT STORES	9	2 170.1	430.4	7 454	122	7
58	EATING, DRINKING PLACES	48	2 450.7	736.1	17 328	366	43
59	OTHER RETAIL STORES	31	1 313.0	175.7	3 844	69	30
592	LIQUDR STORES	12	239.2	7.2	177	6	14
597	JEWELRY STORES.	4	(D)	(D)	(D)	(D)	(D)
5997	GIFT, NOVELTY, SDUVENIR SHOPS	3	(D)	(D)	(D)	(D)	(D)
59 EXC. 592, 597, 5997	OTHER RETAIL STORES, N.E.C.	12	588.5	109.3	2 339	40	9
SELECTED SERVICES							
701, 703, 72-79	TOTAL	88	2 400.7	674.9	16 214	301	86
701, 703	HOTELS, MDTELS, TDURIST COURTS, CAMPS	1	(O)	(D)	(O)	(D)	(D)
72	PERSONAL SERVICES	46	610.9	271.6	5 943	123	43
721	LAUNDRIES, LAUNDRY SERVICES, CLEANING, DYEING PLANTS.	2	(D)	(D)	(D)	(D)	(D)
722	PHOTDGRAPHIC STUDIOS, INCLUDING CDMMERICAL PHOTDGRAPHY.	2	(D)	(D)	(O)	(D)	(D)
723	BEAUTY SHOPS.	14	99.6	37.1	1 241	29	12
724	BARBER SHOPS.	18	140.9	73.2	1 739	32	16
725, 726, 727, 729	OTHER PERSONAL SERVICES, N.E.C.	10	47.7	4.7	188	8	10
73	MISCELLANEDUS BUSINESS SERVICES	4	121.7	31.1	1 739	31	6
75	AUDT REPAIR, AUDT SERVICES, GARAGES	13	291.7	104.1	2 553	40	13
76	MISCELLANEDUS REPAIR SERVICES	11	139.2	37.0	792	16	15
78	MDTION PICTURE THEATERS	2	(D)	(D)	(D)	(O)	(D)
79	AMUSEMENT, RECREATION SERVICES, EXCEPT MDTION PICTURES.	11	959.5	187.4	3 857	67	8
1958							
	TOTAL	457	(X)	6 754.7	142 013	2 670	341
MANUFACTURING							
19-39	TOTAL	9	2 797.2	517.1	10 579	176	3
20	FOOD AND KINDRED PRODUCTS	5	2 426.6	349.0	6 875	122	-
19-39 EXC. 20	OTHER MANUFACTURING	4	370.6	168.1	3 704	54	3
WHOLESALE TRADE							
50	TOTAL	20	8 940.6	972.4	24 595	245	8
504	GRDCERIES AND RELATED PRODUCTS.	5	671.9	73.4	1 693	34	3
50 EXC. 504	OTHER WHOLESALE TRADE	15	8 268.7	899.0	22 902	211	5
5095	BEER, WINE, DISTILLED ALCOHDLIC BEVERAGES	4	1 430.3	170.0	3 696	36	2
50 EXC. 504, 5095	OTHER WHOLESALE TRADE	11	6 838.4	729.0	19 206	175	3

Standard Notes: - Represents zero. (D) Withheld to avoid disclosure. (NA) Not available. (X) Not applicable.

TABLE 1. Guam: 1963 and 1958—Continued

SIC code	Industry and kind of business	Establishments (number)	Sales or receipts (\$1,000)	Payroll, entire year (\$1,000)	Payroll, workweek ended nearest Nov. 15 (dollars)	Paid employees, workweek ended nearest Nov. 15 (number)	Active proprietors of unincorporated businesses (number)
1958--CONTINUED							
RETAIL TRADE							
52-59	TOTAL	341	33 303.2	4 706.4	95 227	1 955	265
52	LUMBER, BUILDING MATERIALS, HARDWARE, FARM EQUIPMENT DEALERS.	6	2 550.9	487.4	10 529	171	8
53	GENERAL MERCHANDISE GROUP STORES.	36	7 564.0	936.1	18 104	386	27
54	FOOD STORES	90	7 940.7	701.9	13 848	338	61
55 EXC. 554	AUTOMOTIVE DEALERS.	14	6 719.5	1 066.3	20 721	276	8
554	GASOLINE SERVICE STATIONS	19	1 646.2	100.4	2 470	71	19
56	APPAREL, ACCESSORY STORES	21	1 221.1	192.0	3 803	85	23
57	FURNITURE, HOME FURNISHINGS, EQUIPMENT STORES	10	1 695.2	323.6	5 641	110	5
58	EATING, DRINKING PLACES	96	2 539.4	722.1	16 357	440	78
59	OTHER RETAIL STORES	49	1 426.2	176.6	3 754	78	36
592	LIQUOR STORES	25	279.4	14.0	338	14	18
597	JEWELRY STORES.	3	418.2	46.4	760	11	-
5997	GIFT, NOVELTY, SOUVENIR SHOPS	5	245.1	30.7	589	15	5
59 EXC. 592, 597, 5997	OTHER RETAIL STORES, N.E.C.	16	483.5	85.5	2 067	38	13
SELECTED SERVICES							
701, 703, 72-79	TOTAL	87	2 760.6	558.8	11 612	294	65
701, 703	HOTELS, MOTELS, TOURIST COURTS, CAMPS	1	(D)	(D)	(D)	(D)	(D)
72	PERSONAL SERVICES	42	464.0	187.6	4 026	110	30
721	LAUNDRIES, LAUNDRY SERVICES, CLEANING, DYEING PLANTS.	6	177.5	73.1	1 509	33	5
722	PHOTOGRAPHIC STUDIOS, INCLUDING COMMERCIAL PHOTOGRAPHY.	6	40.4	7.4	285	7	4
723	BEAUTY SHOPS.	10	67.5	24.4	530	21	9
724	BARBER SHOPS.	15	153.9	77.5	1 607	47	9
725, 726, 727, 729	OTHER PERSONAL SERVICES, N.E.C.	5	24.7	5.2	95	2	3
73	MISCELLANEOUS BUSINESS SERVICES	3	(D)	(D)	(D)	(D)	(D)
75	AUTO REPAIR, AUTO SERVICES, GARAGES	10	221.0	105.7	1 904	36	8
76	MISCELLANEOUS REPAIR SERVICES	12	139.1	41.1	1 337	27	11
78	MOTION PICTURE THEATERS	5	560.1	63.6	1 335	37	2
79	AMUSEMENT, RECREATION SERVICES, EXCEPT MOTION PICTURES.	14	291.8	73.4	1 483	40	10

Standard Notes: - Represents zero. (D) Withheld to avoid disclosure. (NA) Not available. (X) Not applicable.

TABLE 2. Agana: 1963 and 1958

SIC code	Industry and kind of business	Establishments (number)	Sales or receipts (\$1,000)	Payroll, entire year (\$1,000)	Payroll, workweek ended nearest Nov. 15 (dollars)	Paid employees, workweek ended nearest Nov. 15 (number)	Active proprietors of un- incorporated businesses (number)
	1963						
	TOTAL	130	(X)	4 062.6	88 996	1 375	109
	MANUFACTURING						
19-39	TOTAL	2	(D)	(D)	(D)	(D)	(D)
	WHOLESALE TRADE						
50	TOTAL	15	4 255.0	435.1	9 775	119	6
504	GROCERIES AND RELATED PRODUCTS	6	1 877.4	154.7	3 684	44	2
50 EXC. 504	OTHER WHOLESALE TRADE	9	2 377.6	280.4	6 091	75	4
	RETAIL TRADE						
52-59	TOTAL	87	24 035.9	3 264.1	72 031	1 116	73
52	LUMBER, BUILDING MATERIALS, HARDWARE, FARM EQUIPMENT DEALERS	5	3 365.9	269.3	6 077	82	-
53	GENERAL MERCHANDISE GROUP STORES	10	4 931.0	616.1	12 963	218	15
54	FOOD STORES	8	2 631.8	261.1	5 179	75	5
55 EXC. 554	AUTOMOTIVE DEALERS	10	(D)	(D)	(D)	(D)	(D)
554	GASOLINE SERVICE STATIONS	4	584.0	56.0	1 712	33	4
56	APPAREL, ACCESSORY STORES	11	869.1	104.7	2 363	55	14
57	FURNITURE, HOME FURNISHINGS, EQUIPMENT STORES	7	(D)	(D)	(D)	(D)	(D)
58	EATING, DRINKING PLACES	19	1 207.5	364.1	8 487	183	18
59	OTHER RETAIL STORES	13	689.4	95.8	2 142	39	11
	SELECTED SERVICES						
701, 703 72-79	TOTAL	26	(D)	(D)	(D)	(D)	(D)
701, 703	HOTELS, MOTELS, TOURIST COURTS, CAMPS	-	-	-	-	-	-
72	PERSONAL SERVICES	15	229.3	90.8	2 260	57	16
721	LAUNDRIES, LAUNDRY SERVICES, CLEANING, DYEING PLANTS	1	(D)	(D)	(D)	(D)	(D)
722	PHOTOGRAPHIC STUDIOS, INCLUDING COMMERCIAL PHOTOGRAPHY	1	(D)	(D)	(D)	(D)	(D)
723	BEAUTY SHOPS	4	35.1	16.9	746	18	3
724	BARBER SHOPS	5	52.6	29.1	700	15	5
725, 726 727, 729	OTHER PERSONAL SERVICES, N.E.C.	4	(D)	(D)	(D)	(D)	(D)
73	MISCELLANEOUS BUSINESS SERVICES	-	-	-	-	-	-
75	AUTO REPAIR, AUTO SERVICES, GARAGES	3	23.4	3.3	219	4	4
76	MISCELLANEOUS REPAIR SERVICES	5	108.8	24.9	562	12	8
78	MOTION PICTURE THEATERS	-	-	-	-	-	-
79	AMUSEMENT, RECREATION SERVICES, EXCEPT MOTION PICTURES	3	(D)	(D)	(D)	(D)	(D)
	1958						
	TOTAL	155	(X)	3 801.7	75 610	1 409	102
	MANUFACTURING						
19-39	TOTAL	2	(D)	(D)	(D)	(D)	(D)
	WHOLESALE TRADE						
50	TOTAL	11	2 355.5	(D)	(D)	(D)	(D)
	RETAIL TRADE						
52-59	TOTAL	103	19 375.5	2 995.8	59 617	1 128	65
52	LUMBER, BUILDING MATERIALS, HARDWARE, FARM EQUIPMENT DEALERS	4	(D)	(D)	(D)	(D)	(D)
53	GENERAL MERCHANDISE GROUP STORES	12	6 067.3	804.4	15 759	329	8
54	FOOD STORES	5	1 179.8	133.7	2 528	43	1
55 EXC. 554	AUTOMOTIVE	9	6 298.0	976.2	19 077	248	3
554	GASOLINE SERVICE STATIONS	3	(D)	(D)	(D)	(D)	(D)
56	APPAREL, ACCESSORY STORES	12	704.5	96.4	2 036	56	12
57	FURNITURE, HOME FURNISHINGS, EQUIPMENT STORES	5	586.7	84.3	1 257	34	3
58	EATING, DRINKING PLACES	36	1 287.6	371.1	7 960	206	23
59	OTHER RETAIL STORES	17	623.9	101.5	2 071	43	10

Standard Notes: - Represents zero. (D) Withheld to avoid disclosure. (NA) Not available. (X) Not applicable.

TABLE 2. Agana: 1963 and 1958—Continued

SIC code	Industry and kind of business	Establishments (number)	Sales or receipts (\$1,000)	Payroll, entire year (\$1,000)	Payroll, workweek ended nearest Nov. 15 (dollars)	Paid employees, workweek ended nearest Nov. 15 (number)	Active proprietors of unincorporated businesses (number)
1958--CONTINUED							
SELECTED SERVICES							
701, 703, 72-79 }	TOTAL	39	1 545.5	260.7	5 222	125	31
72	PERSONAL SERVICES	21	212.9	84.3	1 915	59	17
721	LAUNDRIES, LAUNDRY SERVICES, CLEANING, DYEING PLANTS.	2	(D)	(D)	(D)	(D)	(D)
722	PHOTOGRAPHIC STUDIOS, INCLUDING COMMERCIAL PHOTOGRAPHY.	5	(D)	(D)	(D)	(D)	(D)
723	BEAUTY SHOPS.	5	37.0	16.0	370	17	4
724	BARBER SHOPS.	7	113.0	58.0	1 105	33	5
725, 726, 727, 729 }	OTHER PERSONAL SERVICES, N.E.C.	2	(D)	(D)	(D)	(D)	(D)
73	MISCELLANEOUS BUSINESS SERVICES	2	(D)	(D)	(D)	(D)	(D)
75	AUTO REPAIR, AUTO SERVICES, GARAGES	4	15.0	78.1	1 213	21	2
76	MISCELLANEOUS REPAIR SERVICES	10	(D)	(D)	(D)	(D)	(D)
79	AMUSEMENT, RECREATION SERVICES, EXCEPT MOTION PICTURES.	2	(D)	(D)	(D)	(D)	(D)

Standard Notes: - Represents zero. (D) Withheld to avoid disclosure. (NA) Not available. (X) Not applicable.

TABLE 3. Agana Heights: 1963

SIC code	Industry and kind of business	Establishments (number)	Sales or receipts (\$1,000)	Payroll, entire year (\$1,000)	Payroll, workweek ended nearest Nov. 15 (dollars)	Paid employees, workweek ended nearest Nov. 15 (number)	Active proprietors of unincorporated businesses (number)
	TOTAL	12	292.0	8.0	650	4	17
19-39	MANUFACTURING, TOTAL	-	-	-	-	-	-
50	WHOLESALE TRADE, TOTAL	-	-	-	-	-	-
52-59	RETAIL TRADE, TOTAL	10	(D)	(D)	(D)	(D)	(D)
54	FOOD STORES	9	(D)	(D)	(D)	(D)	(D)
58	EATING, DRINKING PLACES	1	(D)	(D)	(D)	(D)	(D)
701, 703 72-79 }	SELECTED SERVICES, TOTAL	2	(D)	(D)	(D)	(D)	(D)
701, 703	HOTELS, MOTELS, TOURIST COURTS, CAMPS	1	(D)	(D)	(D)	(D)	(D)
72	PERSONAL SERVICES	1	(D)	(D)	(D)	(D)	(D)

Standard Notes: - Represents zero. (D) Withheld to avoid disclosure. (NA) Not available.

TABLE 4. Barrigada: 1963 and 1958

SIC code	Industry and kind of business	Establishments (number)	Sales or receipts (\$1,000)	Payroll, entire year (\$1,000)	Payroll, workweek ended nearest Nov. 15 (dollars)	Paid employees, workweek ended nearest Nov. 15 (number)	Active proprietors of unincorporated businesses (number)
1963							
	TOTAL	23	(X)	100.0	2 292	48	23
19-39	MANUFACTURING, TOTAL	-	-	-	-	-	-
50	WHOLESALE TRADE, TOTAL	2	(D)	(D)	(D)	(D)	(D)
503	DRY GOODS AND APPAREL	1	(D)	(D)	(D)	(D)	(D)
504	GROCERIES AND RELATED PRODUCTS	1	(D)	(D)	(D)	(D)	(D)
52-59	RETAIL TRADE, TOTAL	16	1 375.3	94.4	1 881	41	16
53	GENERAL MERCHANDISE GROUP STORES	1	(D)	(D)	(D)	(D)	(D)
54	FOOD STORES	11	1 012.0	41.2	780	15	10
554	GASOLINE SERVICE STATIONS	1	(D)	(D)	(D)	(D)	(D)
58	EATING, DRINKING PLACES	2	(D)	(D)	(D)	(D)	(D)
59	OTHER RETAIL STORES	1	(D)	(D)	(D)	(D)	(D)
701, 703 } 72-79 } 72 } 73 }	SELECTED SERVICES, TOTAL	5	(D)	(D)	(D)	(D)	(D)
	PERSONAL SERVICES	4	5.3	-	-	-	4
	MISCELLANEOUS BUSINESS SERVICES	1	(D)	(D)	(D)	(D)	(D)
1958*							
	TOTAL	18	994.4	133.2	2 414	55	12
19-39	MANUFACTURING, TOTAL	-	-	-	-	-	-
50	WHOLESALE TRADE, TOTAL	-	-	-	-	-	-
52-59	RETAIL TRADE, TOTAL	15	966.5	121.9	2 205	47	10
52	LUMBER, BUILDING MATERIALS, HARDWARE, FARM EQUIPMENT DEALERS	1	(D)	(D)	(D)	(D)	(D)
53	GENERAL MERCHANDISE GROUP STORES	4	160.4	9.4	221	7	2
54	FOOD STORES	5	622.4	42.2	751	16	3
58	EATING, DRINKING PLACES	4	(D)	(D)	(D)	(D)	(D)
59	OTHER RETAIL STORES	1	(D)	(D)	(D)	(D)	(D)
701, 703, } 72-79 } 72 }	SELECTED SERVICES, TOTAL	3	27.9	11.3	209	8	2
	PERSONAL SERVICES	3	27.9	11.3	209	8	2

Standard Notes: - Represents zero. (D) Withheld to avoid disclosure. (NA) Not available. (X) Not applicable.
*Revised from 1958 publications.

TABLE 5. Dededo: 1963

SIC code	Industry and kind of business	Establishments (number)	Sales or receipts (\$1,000)	Payroll, entire year (\$1,000)	Payroll, workweek ended nearest Nov. 15 (dollars)	Paid employees, workweek ended nearest Nov. 15 (number)	Active proprietors of unincorporated businesses (number)
	TOTAL	16	423.7	10.2	243	13	21
19-39	MANUFACTURING, TOTAL	-	-	-	-	-	-
50	WHOLESALE TRADE, TOTAL	-	-	-	-	-	-
52-59	RETAIL TRADE, TOTAL	15	(D)	(D)	(D)	(D)	(D)
53	GENERAL MERCHANDISE GROUP STORES	3	82.6	2.8	70	3	6
54	FOOD STORES	11	335.7	7.4	173	10	13
56	APPAREL ACCESSORY STORES	1	(D)	(D)	(D)	(D)	(D)
701, 703, } 72-79 } 72 }	SELECTED SERVICES, TOTAL	1	(D)	(D)	(D)	(D)	(D)
	PERSONAL SERVICES	1	(D)	(D)	(D)	(D)	(D)

Standard Notes: - Represents zero. (D) Withheld to avoid disclosure. (NA) Not available.

TABLE 6. Mongmong: 1963

SIC code	Industry and kind of business	Establishments	Sales or receipts	Payroll, entire year	Payroll, workweek ended nearest Nov. 15	Paid employees, workweek ended nearest Nov. 15	Active proprietors of unincorporated businesses
		(number)	(\$1,000)	(\$1,000)	(dollars)	(number)	(number)
	TOTAL	11	(X)	541.1	8 659	162	9
19-39	MANUFACTURING, TOTAL	1	(D)	(D)	(D)	(D)	(D)
20	FOOD AND KINDRED PRODUCTS	1	(D)	(D)	(D)	(D)	(D)
50	WHOLESALE TRADE, TOTAL	1	(D)	(D)	(D)	(D)	(D)
504	GROCERIES AND RELATED PRODUCTS	1	(D)	(D)	(D)	(D)	(D)
52-59	RETAIL TRADE, TOTAL	8	3 272.6	(D)	(D)	(D)	(D)
52	LUMBER, BUILDING MATERIALS, HARDWARE, FARM EQUIPMENT DEALERS	1	(D)	(D)	(D)	(D)	(D)
54	FOOD STORES	5	(D)	(D)	(D)	(D)	(D)
56	APPAREL, ACCESSORY STORES	1	(D)	(D)	(D)	(D)	(D)
57	FURNITURE, HOME FURNISHINGS, EQUIPMENT STORES	1	(D)	(D)	(D)	(D)	(D)
701, 703 } 72-79 } 72 }	SELECTED SERVICES, TOTAL	1	(D)	(D)	(D)	(D)	(D)
	PERSONAL SERVICES	1	(D)	(D)	(D)	(D)	(D)

Standard Notes: - Represents zero. (D) Withheld to avoid disclosure. (NA) Not available. (X) Not applicable.

TABLE 7. New Agat: 1963 and 1958

SIC code	Industry and kind of business	Establishments	Sales or receipts	Payroll, entire year	Payroll, workweek ended nearest Nov. 15	Paid employees, workweek ended nearest Nov. 15	Active proprietors of unincorporated businesses
		(number)	(\$1,000)	(\$1,000)	(dollars)	(number)	(number)
	1963						
	TOTAL	16	597.7	37.4	1 230	27	21
19-39	MANUFACTURING, TOTAL	-	-	-	-	-	-
50	WHOLESALE TRADE, TOTAL	-	-	-	-	-	-
52-59	RETAIL TRADE, TOTAL	14	(D)	(D)	(D)	(D)	(D)
53	GENERAL MERCHANDISE GROUP STORES	2	(D)	(D)	(D)	(D)	(D)
54	FOOD STORES	9	454.3	23.9	784	12	11
56	APPAREL, ACCESSORY STORES	1	(D)	(D)	(D)	(D)	(D)
58	EATING, DRINKING PLACES	1	(D)	(D)	(D)	(D)	(D)
59	OTHER RETAIL STORES	1	(D)	(D)	(D)	(D)	(D)
701, 703 } 72-79 } 72 }	SELECTED SERVICES, TOTAL	2	(D)	(D)	(D)	(D)	(D)
	PERSONAL SERVICES	1	(D)	(D)	(D)	(D)	(D)
76	MISCELLANEOUS REPAIR SERVICES	1	(D)	(D)	(D)	(D)	(D)
	1958*						
	TOTAL	17	242.5	18.3	637	28	11
19-39	MANUFACTURING, TOTAL	-	-	-	-	-	-
50	WHOLESALE TRADE, TOTAL	-	-	-	-	-	-
52-59	RETAIL TRADE, TOTAL	16	(D)	(D)	(D)	(D)	(D)
53	GENERAL MERCHANDISE GROUP STORES	2	(D)	(D)	(D)	(D)	(D)
54	FOOD STORES	8	151.4	6.2	174	10	4
56	APPAREL, ACCESSORY STORES	1	(D)	(D)	(D)	(D)	(D)
58	EATING, DRINKING PLACES	3	20.1	5.8	285	10	1
59	OTHER RETAIL STORES	2	(D)	(D)	(D)	(D)	(D)
701, 703 } 72-79 }	SELECTED SERVICES, TOTAL	1	(D)	(D)	(D)	(D)	(D)

Standard Notes: - Represents zero. (D) Withheld to avoid disclosure. (NA) Not available.
*Revised from 1953 publications.

TABLE 8. Santa Rita: 1963 and 1958

SIC code	Industry and kind of business	Establishments (number)	Sales or receipts (\$1,000)	Payroll, entire year (\$1,000)	Payroll, workweek ended nearest Nov. 15 (dollars)	Paid employees, workweek ended nearest Nov. 15 (number)	Active proprietors of unincorporated businesses (number)
1963							
	TOTAL	3	235.3	14.7	527	6	4
19-39	MANUFACTURING, TOTAL	-	-	-	-	-	-
50	WHOLESALE TRADE, TOTAL	-	-	-	-	-	-
52-59	RETAIL TRADE, TOTAL	3	235.3	14.7	527	6	4
54	FOOD STORES	3	235.3	14.7	527	6	4
701, 703 } 72-79 }	SELECTED SERVICES, TOTAL	-	-	-	-	-	-
1958							
	TOTAL	6	215.7	10.9	244	8	6
19-39	MANUFACTURING, TOTAL	-	-	-	-	-	-
50	WHOLESALE TRADE, TOTAL	-	-	-	-	-	-
52-59	RETAIL TRADE, TOTAL	6	215.7	10.9	244	8	6
54	FOOD STORES	3	205.3	10.9	244	8	3
58	EATING, DRINKING PLACES	1	(D)	-	-	-	(D)
59	OTHER RETAIL STORES	2	(D)	-	-	-	(D)
701, 703, } 72-79 }	SELECTED SERVICES, TOTAL	-	-	-	-	-	-

Standard Notes: - Represents zero. (D) Withheld to avoid disclosure. (NA) Not available.

TABLE 9. Sinajana: 1963 and 1958

SIC code	Industry and kind of business	Establishments (number)	Sales or receipts (\$1,000)	Payroll, entire year (\$1,000)	Payroll, workweek ended nearest Nov. 15 (dollars)	Paid employees, workweek ended nearest Nov. 15 (number)	Active proprietors of unincorporated businesses (number)
1963							
	TOTAL	16	1 429.1	63.9	1 452	35	21
19-39	MANUFACTURING, TOTAL	-	-	-	-	-	-
50	WHOLESALE TRADE, TOTAL	-	-	-	-	-	-
52-59	RETAIL TRADE, TOTAL	13	1 427.0	63.9	1 452	35	18
53	GENERAL MERCHANDISE GROUP STORES	4	155.3	3.5	93	3	5
54	FOOD STORES	7	(D)	(D)	(D)	(D)	(D)
554	GASOLINE SERVICE STATIONS	1	(D)	(D)	(D)	(D)	(D)
59	OTHER RETAIL STORES	1	(D)	(D)	(D)	(D)	(D)
701, 703 } 72-79 } 72	SELECTED SERVICES, TOTAL	3	2.1	-	-	-	3
	PERSONAL SERVICES	3	2.1	-	-	-	3
1958*							
	TOTAL	13	(D)	(D)	(D)	(D)	(D)
19-39	MANUFACTURING, TOTAL	-	-	-	-	-	-
50	WHOLESALE TRADE, TOTAL	-	-	-	-	-	-
52-59	RETAIL TRADE, TOTAL	12	770.9	38.6	1 114	22	10
53	GENERAL MERCHANDISE GROUP STORES	3	(D)	(D)	(D)	(D)	(D)
54	FOOD STORES	6	(D)	(D)	(D)	(D)	(D)
554	GASOLINE SERVICE STATIONS	1	(D)	(D)	(D)	(D)	(D)
59	OTHER RETAIL STORES	2	(D)	(D)	(D)	(D)	(D)
701, 703, } 72-79 } 72	SELECTED SERVICES, TOTAL	1	(D)	(D)	(D)	(D)	(D)
	PERSONAL SERVICES	1	(D)	(D)	(D)	(D)	(D)

Standard Notes: - Represents zero. (D) Withheld to avoid disclosure. (NA) Not available.
*Revised from 1958 publications.

TABLE 10. Tamuning: 1963 and 1958

SIC code	Industry and kind of business	Establishments (number)	Sales or receipts (\$1,000)	Payroll, entire year (\$1,000)	Payroll, workweek ended nearest Nov. 15 (dollars)	Paid employees, workweek ended nearest Nov. 15 (number)	Active proprietors of unincorporated businesses (number)
	1963						
	TOTAL	74	(X)	1 661.4	46 728	635	57
	MANUFACTURING						
19-39	TOTAL	6	869.5	178.6	12 012	99	2
	WHOLESALE TRADE						
50	TOTAL	10	2 975.2	260.1	7 629	100	3
504	GROCERIES AND RELATED PRODUCTS	4	(D)	(D)	(D)	(D)	(D)
50 EXC. 504	OTHER WHOLESALE TRADE	6	(D)	(D)	(D)	(D)	(D)
	RETAIL TRADE						
52-59	TOTAL	39	6 434.3	811.6	17 731	290	32
52	LUMBER, BLDG. MATERIALS, HARDWARE, FARM EQUIPT. DEALERS . .	2	(D)	(D)	(D)	(D)	(D)
53	GENERAL MERCHANDISE GROUP STORES	1	(D)	(D)	(D)	(D)	(D)
54	FOOD STORES	8	1 506.4	104.2	2 081	37	8
55 EXC. 554	AUTOMOTIVE DEALERS	2	(D)	(D)	(D)	(D)	(D)
554	GASOLINE SERVICE STATIONS	1	(D)	(D)	(D)	(D)	(D)
56	APPAREL, ACCESSORY STORES	7	448.4	57.1	1 606	23	5
57	FURNITURE, HOME FURNISHINGS, EQUIPMENT STORES	1	(D)	(D)	(D)	(D)	(D)
58	EATING, DRINKING PLACES	10	614.9	236.5	5 560	109	9
59	OTHER RETAIL STORES	7	457.7	77.0	1 605	25	5
	SELECTED SERVICES						
701, 703, 72-79	TOTAL	19	1 281.7	411.1	9 356	146	20
701, 703	HOTELS, MOTELS, TOURIST COURTS, CAMPS	-	-	-	-	-	-
72	PERSONAL SERVICES	8	319.7	168.1	3 379	59	10
721	LAUNDRIES, LAUNDRY SERVICES, CLEANING, DYEING PLANTS . .	1	(D)	(D)	(D)	(D)	(D)
722	PHOTOGRAPHIC STUDIOS, INCLUDING COMMERCIAL PHOTOGRAPHY .	2	-	-	-	-	-
723	BEAUTY SHOPS	2	(D)	(D)	(D)	(D)	(D)
724	BARBER SHOPS	2	(D)	(D)	(D)	(D)	(D)
725, 726, 727, 729	OTHER PERSONAL SERVICES, N.E.C.	3	14.9	2.6	77	2	4
73	MISCELLANEOUS BUSINESS SERVICES	2	(D)	(D)	(D)	(D)	(D)
75	AUTO REPAIR, AUTO SERVICES, GARAGES	5	221.0	88.2	1 929	27	4
76	MISCELLANEOUS REPAIR SERVICES	2	(D)	(D)	(D)	(D)	(D)
78	MOTION PICTURE THEATERS	1	(D)	(D)	(D)	(D)	(D)
79	AMUSEMENT, RECREATION SERVICES, EXCEPT MOTION PICTURES .	1	(D)	(D)	(D)	(D)	(D)
	1958						
	TOTAL	69	(X)	1 557.7	31 692	644	45
	MANUFACTURING						
19-39	TOTAL	3	192.3	62.3	1 336	22	2
	WHOLESALE TRADE						
50	TOTAL	7	2 745.7	401.7	8 873	121	3
	RETAIL TRADE						
52-59	TOTAL	40	4 830.4	849.6	16 041	365	29
52	LUMBER, BLDG. MATERIALS, HARDWARE, FARM EQUIPT. DEALERS .	1	(D)	(D)	(D)	(D)	(D)
53	GENERAL MERCHANDISE GROUP STORES	2	(D)	(D)	(D)	(D)	(D)
54	FOOD STORES	5	1 506.7	208.7	4 306	111	4
55 EXC. 554	AUTOMOTIVE DEALERS	3	(D)	(D)	(D)	(D)	(D)
554	GASOLINE SERVICE STATIONS	4	427.4	38.6	865	27	2
56	APPAREL, ACCESSORY STORES	4	478.9	87.9	1 608	24	6
57	FURNITURE, HOME FURNISHINGS, EQUIPMENT STORES	2	(D)	(D)	(D)	(D)	(D)
58	EATING, DRINKING PLACES	11	518.4	168.1	3 197	87	7
59	OTHER RETAIL STORES	8	442.4	58.4	1 166	18	5

Standard Notes: - Represents zero. (D) Withheld to avoid disclosure. (NA) Not available. (X) Not applicable.

TABLE 10. Tamuning: 1963 and 1958—Continued

SIC code	Industry and kind of business	Establishments (number)	Sales or receipts (\$1,000)	Payroll, entire year (\$1,000)	Payroll, workweek ended nearest Nov. 15 (dollars)	Paid employees, workweek ended nearest Nov. 15 (number)	Active proprietors of unincorporated businesses (number)
1958--CONTINUED							
SELECTED SERVICES							
701, 703, 72-79	TOTAL	19	1 028.9	244.1	5 442	136	11
72	PERSONAL SERVICES	9	199.1	88.9	1 835	41	4
721	LAUNDRIES, LAUNDRY SERVICES, CLEANING, DYEING PLANTS. .	2	(D)	(D)	(D)	(D)	(D)
722	PHOTOGRAPHIC STUDIOS, INCLUDING COMMERCIAL PHOTOGRAPHY.	1	(D)	(D)	(D)	(D)	(D)
723	BEAUTY SHOPS.	1	(D)	(D)	(D)	(D)	(D)
724	BARBER SHOPS.	3	14.1	8.0	256	7	2
725, 726 727, 729	OTHER PERSONAL SERVICES, N.E.C.	2	(D)	(D)	(D)	(D)	(D)
73	MISCELLANEOUS BUSINESS SERVICES	1	(D)	(D)	(D)	(D)	(D)
75	AUTO REPAIR, AUTO SERVICES, GARAGES	3	38.1	11.4	380	7	3
78	MOTION PICTURE THEATERS	3	(D)	(D)	(D)	(D)	(D)
79	AMUSEMENT, RECREATION SERVICES, EXCEPT MOTION PICTURES. .	3	(D)	(D)	(D)	(D)	(D)

Standard Notes: - Represents zero. (D) Withheld to avoid disclosure. (NA) Not available. (X) Not applicable.

TABLE 11. Yona: 1963

SIC code	Industry and kind of business	Establishments (number)	Sales or receipts (\$1,000)	Payroll, entire year (\$1,000)	Payroll, workweek ended nearest Nov. 15 (dollars)	Paid employees, workweek ended nearest Nov. 15 (number)	Active proprietors of unincorporated businesses (number)
	TOTAL	8	334.3	19.5	476	18	16
19-39	MANUFACTURING, TOTAL.	-	-	-	-	-	-
50	WHOLESALE TRADE, TOTAL.	-	-	-	-	-	-
52-59	RETAIL TRADE, TOTAL	7	(D)	(D)	(D)	(D)	(D)
53	GENERAL MERCHANDISE GROUP STORES.	1	(D)	(D)	(D)	(D)	(D)
54	FOOD STORES	5	157.1	5.8	211	8	12
59	OTHER RETAIL STORES	1	(D)	(D)	(D)	(D)	(D)
701, 703 72-79	SELECTED SERVICES, TOTAL.	1	(D)	(D)	(D)	(D)	(D)
79	AMUSEMENT RECREATION SERVICES, EXCEPT MOTION PICTURES . .	1	(D)	(D)	(D)	(D)	(D)

Standard Notes: - Represents zero. (D) Withheld to avoid disclosure. (NA) Not available.

Appendix A

EXPLANATION OF TERMS

Establishments—An establishment is a single physical location at which business is conducted. An establishment is not necessarily identical with the “company” or “enterprise” which may consist of one or more establishments. Census figures represent a summary of reports for individual “establishments” rather than “companies.” A separate report was obtained for each location where business was conducted, including each location of multi-unit organizations. Each report was tabulated in accordance with the physical location of the business.

Where two or more activities were carried on at a single location under a single ownership, all activities generally were grouped together as a single establishment, and the entire establishment was classified on the basis of its major activity, with all data for it included in that classification. However, in cases where distinct and separate economic activities (for which different industry classification codes were appropriate) were conducted under the same ownership at a single location, and where conditions prescribed by the Standard Industrial Classification Manual for recognizing the existence of more than one establishment were met, separate establishment reports for each of the different activities were reported in the census.

The “number of establishments” shown in this report is the number in business at the end of the census year.

Sales or receipts—Sales or receipts include merchandise sold and receipts from repairs and from other services to customers whether or not payment was received in 1963. Sales are net of deductions for refunds and allowances for merchandise returned by customers. Total sales exclude amounts other than those received from customers, such as income from investments, rental of real estate, etc. They include sales taxes and excise taxes collected directly from customers.

Although the count of establishments in this report represents the number in business at the end of the year, the sales or receipts figures include sales or receipts of all establishments in business at any time during the year.

Payroll, entire year—Payroll includes salaries, wages, commissions, bonuses, vacation allowances and the value of payments in kind (such as free meals, lodgings, etc.) paid during the year to all employees. Gratuities received by employees from patrons are not included. For corporations, it includes amounts paid to officers and executives; it does not include compensation of proprietors or of partners of unincorporated businesses. Payroll is reported before deductions for social security, income tax, insurance dues, etc.

Payroll, workweek ended nearest November 15—This item consists of payroll, as defined above, paid to persons on the payroll in the pay period ended nearest November 15. Establishments with a pay period other than a week were requested to adjust the figures to a weekly basis.

Paid employees, workweek ended nearest November 15—Paid employees consist of the number of employees, including salaried officers and executives of corporations, who were on the payroll for the workweek ended nearest November 15.

Active proprietors of unincorporated businesses—This item includes proprietors or partners of unincorporated businesses who worked 15 hours or more during the workweek ended nearest November 15.

KIND-OF-BUSINESS CLASSIFICATIONS

Establishments covered in the 1963 census were assigned a kind-of-business classification in accordance with the provisions of the 1957 edition of the SIC Manual and its supplement issued in 1963. However, because of the limited number of establishments, the data in the tables in this report are for the most part shown for combinations of SIC classifications.

The kind of business material which follows includes a description of each of the classifications for which separate information is provided in this report.

MANUFACTURING

(SIC Division D, Major Groups 19–39)

This division includes those establishments engaged in the mechanical or chemical transformation of inorganic or organic substances into new products, and usually described as plants, factories, or mills. Printing, publishing, and

industries servicing the printing trades are classified as manufacturing industries.

Food and kindred products (SIC 20)—Includes establishments manufacturing foods and beverages for human consumption, and certain related products, such as manufactured ice.

WHOLESALE TRADE (SIC Division F, Part, Major Group 50)

This major group includes establishments primarily engaged in selling merchandise to retailers; to institutional, industrial, commercial, and professional users; or to other wholesalers; or in negotiating as agents in buying merchandise for or selling merchandise to such persons or companies. Importers selling merchandise at wholesale and exporters are included in wholesale trade.

Groceries and related products (SIC 504)—Includes establishments engaged in selling a general line of grocery products at wholesale as well as those primarily engaged in selling at wholesale such commodity lines as dairy products, poultry and poultry products, confectionery, fish and seafoods, meats and meat products, fresh fruits and vegetables, and such specialty lines as bakery products, breakfast cereals, canned goods, green or roasted coffee, flour, frozen foods, refined sugar, soft drinks, etc.

Beer, wine, distilled alcoholic beverages (SIC 5095)—Includes establishments primarily engaged in the wholesale distribution of beer, wine, and distilled alcoholic beverages. Bottling of wines and other liquors manufactured in bulk by others is included.

RETAIL TRADE (SIC Division F, Part, Major Groups, 52–59)

These major groups include establishments primarily engaged in selling merchandise to customers for personal, household, or farm use. Some of the important characteristics of retail trade establishments are: The establishment is engaged in activities to attract the general public to buy; the establishment buys or receives merchandise as well as sells; the establishment may process its products, but such processing is incidental or subordinate to selling; and the establishment is considered as "retail" by the trade.

Lumber, building materials, hardware, farm equipment dealers (SIC 52)—Includes establishments primarily selling lumber, building materials, the basic lines of hardware, paint, wallpaper, glass, electrical supplies, roofing materials, and other supplies and equipment for home construction. Establishments primarily selling farm equipment are also included. Establishments in this group sell to contractors as well as to the general public.

General merchandise stores (SIC 53)—Includes establishments which sell a number of lines of merchandise, such as dry goods, apparel and accessories, furniture and home furnishings, small wares, hardware, and food. The stores included in this group are known as department stores, variety stores, dry goods stores, general merchandise stores, etc.

Food stores (SIC 54)—Includes establishments primarily selling food for home preparation and consumption. Establishments primarily selling prepared food and drinks for consumption on their own premises are classified as "eating and drinking places" (SIC 58), and stores primarily engaged in selling packaged beers and liquors are classified separately as "liquor stores" (SIC 592).

Automotive dealers (SIC 55, except 554)—Includes establishments primarily selling new and used automobiles, new parts and accessories, aircraft, motorcycles, boats and household trailers. This group does not include establishments primarily engaged in selling trucks and motorized industrial equipment. Such establishments are included in wholesale trade.

Gasoline service stations (SIC 554)—Includes establishments primarily engaged in selling gasoline and lubricating oils, and which may sell other merchandise or perform minor repair work.

Apparel and accessories stores (SIC 56)—Includes establishments primarily engaged in selling clothing of all kinds and related articles for personal wear and adornment.

Furniture, home furnishings, and equipment stores (SIC 57)—Includes establishments primarily selling merchandise used in furnishing the home, such as furniture, floor coverings, draperies, glass and chinaware, domestic stoves, refrigerators, and other household electrical and gas appliances, including radio and TV sets. Also included are musical instrument stores and music and record shops.

Eating and drinking places (SIC 58)—Includes establishments selling prepared foods and drinks for consumption on the premises, and also lunch counters and refreshment stands selling prepared foods and drink for immediate consumption.

Other retail stores (SIC 59)—Includes retail stores not elsewhere classified. These stores fall into the following subgroups: (1) drug stores, (2) liquor stores, (3) secondhand stores, (4) book and stationery stores, (5) sporting goods stores and bicycle shops, (6) farm and garden supply stores, (7) jewelry stores, (8) fuel and ice dealers, and (9) miscellaneous retail stores not elsewhere classified. Separate data are shown for the following kinds of business:

Liquor stores (SIC 592)—Establishments primarily selling packaged alcoholic beverages, such as ale, beer, wine, and whiskey for consumption off the premises.

Jewelry stores (SIC 597)—Establishments primarily selling any combination of the lines of jewelry, such as diamonds and other precious stones; rings, bracelets, and brooches; sterling and plated silverware; and watches and clocks.

Gift, novelty, souvenir shops (SIC 5997)—Includes establishments primarily selling combined lines of gift and novelty merchandise, souvenirs, small art goods, greeting cards, and holiday decorations.

SELECTED SERVICES

(SIC Division H, Part, All or Parts of Major Groups 70, 72, 73, 75, 76, 78, and 79)

These groups include establishments primarily engaged in rendering a wide variety of services to individual and business establishments.

Hotels, motels, tourist courts, camps (SIC 701, 703)—Includes establishments primarily engaged in providing lodging or lodgings and meals to the general public except (1) rooming and boarding houses, (2) hotels which provide accommodations only for "permanent residents," (3) organizations, hotels, and lodging houses on membership basis, and (4) tourist homes.

Personal services (SIC 72)—Includes establishments primarily engaged in providing services generally involving the care of the person or his apparel, such as barber and beauty shops,

cleaning and dyeing plants, laundries, pressing and garment repair shops, photographic studios, shoe repair, shoeshine, hat cleaning shops, funeral services, garment repair shops, etc. Separate data are shown for the following kinds of business:

Laundry, laundry service, cleaning, dyeing plants (SIC 721)—Includes establishments primarily engaged in operating mechanical laundries or furnishing laundry services; linen supply houses and industrial launderers; diaper service establishments; self-service laundries; and cleaning and dyeing plants.

Photographic studios, including commercial photography (SIC 722)—Includes establishments primarily engaged in portrait photography for the general public, or in photography for advertising agencies, publishers, and other industrial users.

Beauty shops (SIC 723)—Includes establishments primarily engaged in furnishing beauty services. Included here are combination beauty and barber shops.

Barber shops (SIC 724)—Includes establishments primarily engaged in furnishing barber services.

Miscellaneous business services (SIC 73)—Includes establishments primarily engaged in providing services, not elsewhere classified, to business enterprises on a fee or contract basis. Included here are advertising agencies, credit bureaus, duplicating and stenographic services, blueprinting and photocopying services, exterminating services, photofinishing laboratories, equipment rental, etc.

Automobile repair, automobile services, garages (SIC 75)—Includes establishments primarily engaged in furnishing automobile repair, storage, rental, and other services to the general public.

Miscellaneous repair services (SIC 76)—Includes establishments primarily engaged in miscellaneous repair services, such as electrical appliance repair; radio and television repair; watch, clock, and jewelry repair; and furniture reupholstering and repair.

Motion picture (SIC 78)—Includes theaters engaged in the exhibition of motion picture films.

Amusement and recreational services, except motion pictures (SIC 79)—Includes establishments primarily engaged in providing amusement, recreation, or entertainment.

GUAM REPORTING FORM

Budget Bureau No. 41-6387; Approval Expires December 31, 1965

NC-X3G
 U.S. DEPARTMENT OF COMMERCE
 BUREAU OF THE CENSUS
 1963 CENSUSES OF BUSINESS, MANUFACTURES,
 AND MINERAL INDUSTRIES
GUAM
GENERAL SCHEDULE

CONFIDENTIAL - Response to this inquiry is required by Act of Congress (13 U.S.C.). The report you submit to the Census Bureau is confidential and may be seen only by sworn Census employees. It may not be used for purposes of taxation, investigation, or regulation. Copies retained in your files are also immune from legal process.

(Please correct if name or address has changed.)

NC-X3G (0320)

GENERAL INSTRUCTIONS
 Please read all instructions and answer all questions.
 If book figures are not available, enter your best estimates and write "Estimate" after each such entry.
 If calendar year records are not available, fiscal year reports for periods ending between October 31, 1963, and February 29, 1964, are acceptable.
 Cents may be omitted in preparing this report. If cents are reported, use the spaces provided.

1. NAME AND PHYSICAL LOCATION OF ESTABLISHMENT ON DECEMBER 31, 1963
 a. Name of establishment

Your answers to parts b, c, d, and e of this item should relate to the **ACTUAL PHYSICAL LOCATION** of this establishment which may be different from the mailing address.

b. Street and number at establishment location (If location cannot be described by street and number, give name of road and highway and name, distance, and direction to nearest city or village.)

c. Name of city or village

d. Is this establishment physically located within the legal boundaries of the city or village named in "c"?
 Yes No

e. Election district in which located

2. IDENTIFICATION NUMBER used for this establishment on Employer's Quarterly Federal Tax Return (U.S. Treasury Department Form 941).

<input type="checkbox"/>	<input type="checkbox"/>	<input type="checkbox"/>	<input type="checkbox"/>	<input type="checkbox"/>	<input type="checkbox"/>	<input type="checkbox"/>	<input type="checkbox"/>
--------------------------	--------------------------	--------------------------	--------------------------	--------------------------	--------------------------	--------------------------	--------------------------

3. COMPANY AFFILIATION
 a. Check this box if this business is owned or controlled by another company, and enter the name, mailing address, and Employer Identification Number of owning or controlling company (if known).

 b. Check this box if this business owns or controls any other company or companies, and enter the name, mailing address, and Employer Identification Number of owned or controlled companies (if known).

Name of company

Mailing address

E. I. Number

YOUR FILE COPY

FOR CENSUS USE ONLY →

1-1	1-2	1-3
-----	-----	-----

4. FORM OF OWNERSHIP (Check one)

1 Individual proprietor
 2 Partnership
 0 Corporation (Do not include any form of cooperative association.)
 8 Cooperative association (corporate or non-corporate)
 9 Other (Specify) _____

5. PERIOD OWNED IN 1963

a. Did you own this business at the end of 1963? 1 Yes 2 No

b. How many months during 1963 did you own this business? No. of months 1-6

6. CLASS OF CUSTOMER
 Report the approximate percentage of your total 1963 sales to each class of customer.

1 ___ % General public (household consumers, farmers, other individuals).
 2 ___ % Construction contractors.
 3 ___ % Other business firms, government, institutions.
 4 ___ % Other (Specify) _____

PLEASE READ INSTRUCTIONS BEFORE COMPLETING ITEMS 7 AND 8.

INCLUDE:

- All sales of merchandise (whether or not payment was received in 1963).
- Excise and sales taxes.
- All receipts from customers for services, including repair, maintenance, delivery, and installation charges.
- All receipts from carrying charges or other charges for credit.

DO NOT INCLUDE:

- Receipts from rent or sale of real estate.
 - Commissions from vending machine operators.
 - Income from investments.
- DEDUCT:**
- Allowances for returned goods.
- DO NOT DEDUCT:**
- Trade-in allowances from sales.

7. DOLLAR VOLUME OF BUSINESS IN 1963

(See instructions above)

Dollars	Cents	Key
\$		1-8

Total sales of merchandise and other receipts from customers during the entire year 1963

8. DOLLAR VOLUME OF BUSINESS LAST WEEK

(See instructions above)

Dollars	Cents	Key
\$		1-9

a. Total sales of merchandise and other receipts from customers during the last full week before completion of this form

b. Indicate how the volume of sales and other receipts from customers for the week reported in "a" compares with the weekly average for 1963.
(Check one)
 Higher Lower About the same

9. PAYROLL AND EMPLOYMENT

If your payroll is for a period other than one week, please adjust the figures to a one-week basis.

PAYROLL - Include all salaries, wages, commissions, bonuses, vacation allowances, and the value of payments in kind; such as goods, lodging, food, and clothing. Do not include tips, gratuities, etc., received by your employees from others. Do not include payments to (or withdrawals by) owners or partners of unincorporated businesses.

PAID EMPLOYEES - Report total number of employees on the payroll during the week specified, including those on paid sick leave, paid holidays, and paid vacation. Include salaried officers and executives of corporations. Do not include owners and partners of unincorporated businesses.

Note: If this is an unincorporated business, do not include the compensation of owners with the payroll figures, and do not count owners as paid employees.

Dollars	Cents	Key
\$		1-10

a. Total ANNUAL payroll in 1963 before payroll deductions

Number	Key
	1-11

b. Number of paid employees for the WORK WEEK ended nearest November 15, 1963.

Dollars	Cents	Key
\$		1-12

c. Payroll for the ONE WEEK ended nearest November 15, 1963

Number	Key
	1-13

d. Number of proprietors and partners who worked 15 or more hours during the one week ended nearest November 15, 1963

Please complete inquiries on reverse side

10. KIND OF BUSINESS AND SOURCE OF RECEIPTS

a. Kind of business - Describe briefly the kind of business you operate in 1963. Be sure to indicate the major type of operation; such as Retail, Wholesale, Manufacturing, Service, etc.; and specify the principal types of merchandise sold or services rendered. (Examples: (1) Retail grocery; (2) Gasoline service station; (3) Manufacture soft drinks; (4) Wholesale drugs; (5) Shoe repair shop; (6) Hotel; etc.)

CENSUS USE ONLY	
	Key
	1-14

b. Source of receipts - List below the principal lines of merchandise sold, products manufactured or mined, or types of services performed and indicated the approximate percentage each was of your total receipts (Item 7) in 1963 at this location.

Lines of merchandise sold, products manufactured or mined, and types of services performed		Approximate percentage of total receipts (Item 7)
1.		%
2.		%
3.		%
4.		%
c. Approximately what percent of your total sales is accounted for by items manufactured on these premises?		Approximate percentage
		Key
		1-15

This space may be used for any explanations that may be helpful in understanding your report.

11.

Name and address of person who should be contacted if questions arise regarding this report.

Telephone No.

CERTIFICATION

This report is substantially accurate and covers the period from _____ to _____.

Date

Title

Signature of authorized person

Current Business Reports

Listed below are selected Bureau of the Census publications which are based on data collected in various recurring current surveys of the Bureau. While generally they are limited to businesses within the scope of the Business Census, there are some exceptions, particularly County Business Patterns.

County Business Patterns (CBP)

Data on mid-March employment and January-March payrolls taxable under the Federal Insurance Contributions Act are published in these reports for the United States, States, counties, and standard metropolitan statistical areas. These statistics are shown for many kinds of business under the following broad industry groups: agricultural services, forestry, fisheries; mining; contract construction; manufacturing; public utilities; wholesale trade; retail trade; finance, insurance, and real estate; and services. Beginning with 1964 data, CBP data will be issued annually with the report for the first quarter 1964 scheduled for release about mid-1965. Previously published data are available for the first quarter of 1962 and selected prior years. These reports are published in 15 parts [which vary in cost from \$1.50 to \$4.00], 1 or more for each of the 9 geographic divisions and a United States Summary. They may be ordered from the Superintendent of Documents, U.S. Government Printing Office, Washington, D. C. 20402.

Retail Trade Reports

[All reports in this series sold as a single subscription for \$6.00 per year (\$4.00 additional for foreign mailing) by the Superintendent of Documents, U.S. Government Printing Office, Washington, D. C. 20402. Unless otherwise indicated, individual copies are available from the Bureau of the Census, Washington, D. C. 20233.]

(a) Weekly Retail Sales: Issued each Thursday, this report presents estimated weekly sales of retail stores in the United States, by kind-of-business groups and for all kinds of business combined, for weeks of the current month to date and all weeks of the previous month. Percentage changes in sales in the most recent week, the most recent 4-week period, and comparable periods a year ago are also shown. (Single copies, 10 cents.)

(b) Advance Monthly Retail Sales: Issued about 10 days after the close of the data month, this report presents monthly estimates of sales of retail stores by kind-of-business groups and for all kinds of business combined. Data are shown for current month, preceding month, and same month a year ago, both unadjusted and adjusted for seasonal variations and trading-day differences. (Single copies, 10 cents.)

(c) Monthly Retail Trade: This report includes estimated dollar sales and end-of-month accounts receivable, by kind of business, for all retail stores and for stores of organizations operating 11 or more retail stores for the United States for the current month, with comparisons for previous months. Data are shown both unadjusted and adjusted for seasonal variation and trading-day differences. (Single copies available at 10 cents from the U.S. Government Printing Office.)

(d) Monthly Retail Trade—Area Sales Supplement: This supplement to the Monthly Retail Trade Report provides estimates of sales of retail stores by geographic regions, divisions and selected States and standard metropolitan statistical areas for the current month, with comparisons for previous months. (Single copies, 10 cents.)

(e) Retail Trade—Annual Report: This report provides annual retail sales by kind of business and per capita sales of selected kinds of business, for the United States, geographic regions, divisions, and selected States. United States figures by kind of business are given on the cost value of year-end merchandise inventories, sales-inventory ratios, and year-end accounts receivable balances, by charge and installment accounts. Separate figures also are provided for retail stores and organizations operating 11 or more retail stores and, for the food and general merchandise groups, for organizations operating 4 or more retail stores. (Single copies, 20 cents.)

Monthly Wholesale Trade Report

This report includes estimated dollar sales, end-of-month inventories, and stock-sales ratios of merchant wholesalers, by kind of business for the current month, with comparisons for previous months. Dollar volume sales estimates are shown by geographic division in total and for durable and non-durable kind-of-business subtotals. Sales and inventory trends (percent changes) are shown by detailed kinds of business at the national level and for selected categories by geographic division. Measures of sampling variability are given. United States data are shown adjusted for seasonal variations and, in the case of sales, also for trading-day differences. [This report is sold for \$1.50 per year (50 cents additional for foreign mailing) by the Superintendent of Documents, U.S. Government Printing Office, Washington, D. C. 20402. Single copies available at 15 cents from the U.S. Government Printing Office.]

Other Current Business Reports


Canned Food Report: This report is issued as of five dates—January 1, April 1, June 1, July 1, and November 1—to show total stocks of wholesale distributors and canners, including warehouses of retail multiunit organizations, of selected canned food items (vegetables, fruits, juices, fish). In all reports data are shown in actual cases for total stocks and for canners' carry-over, pack, and total supply. In the January 1 report separate data are shown for the No. 10 can size, as well as for warehouse stocks of retail multiunit organizations. Data on canners are furnished by the canners' association. (This series of reports, sold at \$1.00 for one season's (5) reports or 25 cents for a single copy, may be obtained from the Bureau of the Census, Washington, D.C. 20233.)


Green Coffee Inventories and Roastings: This quarterly report provides estimates of green coffee inventories held by roasters, importers, and dealers, the quantity of green coffee roasted, and the amount roasted for soluble use, by quarters, for the current and previous three years. Also included are quarterly imports of green coffee during the same period. [These data, issued as a press release, available without charge from the Bureau of the Census, Washington, D. C. 20233.]


UNITED STATES
GOVERNMENT PRINTING OFFICE
DIVISION OF PUBLIC DOCUMENTS
WASHINGTON, D.C. 20402

POSTAGE AND FEES PAID
U.S. GOVERNMENT PRINTING OFFICE

OFFICIAL BUSINESS









CB/Bureau of the Census Library



5 0673 01045030 5