f. At drills and ceremonies in which the colors are to participate, except escort of the color, the colors are received by the color company before the formation of the battalion. The color company receives the colors as follows: The color company is formed, its commander facing the front. The color guard, guided by the senior sergeant, approaches from the front and halts at a distance of 10 paces from the company commander. The company commander then faces his company and brings it to all members salute, faces the colors, and salutes. He then faces his company and ends the salute. The privates of the color guard salute with the color company. The color guard then is marched by the senior sergeant directly to its post. It takes its post on the left when the company is in line or mass and in rear when the company is in column. When the color company joins the battalion, the color guard takes its appropriate post in the battalion formation. When the color battalion joins the regiment, the color guard takes its appropriate post in the regimental formation.

g. When in formation, the color guard executes at ease and rest with the color company, keeping the pikes of the colors vertical.

h. During an inspection, the color guard does not come to the position of inspection-arms as the inspecting officers approach, nor do the inspecting officers actually inspect the color guards' weapons.

i. When it is desired to dismiss the color guard at the conclusion of a drill or ceremony, it proceeds from its position and halts 10 paces in front and facing the commander of the color company. The company executes the hand salute. The color guard then escorts the colors to the office, quarters, or tent of the commanding officer. The color guard is dismissed from organizations smaller than a company (escort) in a similar manner.

j. In an operation before an engagement of the regiment, the colors are stored as directed by the commanding officer.

20. MOVEMENT OF THE COLOR GUARD TO THE REAR. To face the color guard to the rear, the commands are - "Colors, Right About, MARCH"! At the command "MARCH", each man steps off simultaneously and executes the following movements: Number 1 takes two steps forward, faces to the left in marching, takes one full step and three half steps, faces to the left in marching, and takes two steps in the new direction. Number 2 faces to the left in marching, and faces to the left while marking time. Number 3 takes one step forward, faces to the right in marching, takes two half steps, faces to the right in marching, and takes one step in the new direction. Number 4 takes one step forward, faces to the right in marching, takes one full step and three half steps, faces to the right in marching, and takes one step in the new direction. Numbers 2, 3, and 4 mark time after completing their movements until all men are abreast, then step off together or halt as the case may be. (See Fig .3)

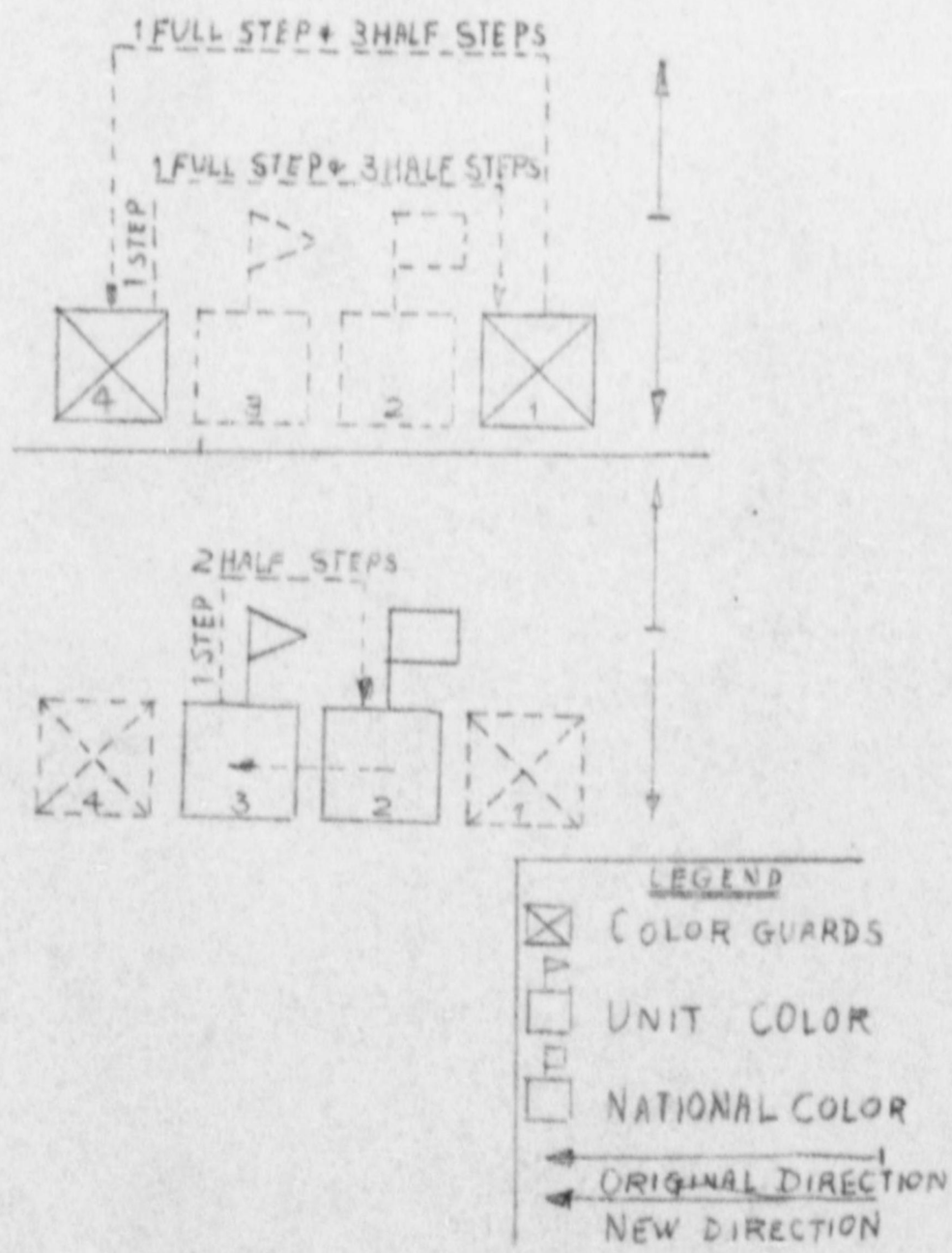

Figure 3: Movement of the Color Guard to the Rear.

21. POSITION OF THE COLOR AT THE ORDER. At the order, the heel of the pike rests on the ground on line with and touching the toe of the right shoe. The right hand, at a convenient place on the pike, clasps it with the thumb, back of the hand to the right, and holds it in a vertical position.

2. POSITION OF THE COLOR AT THE CARRY. At the carry, the heel of the pike rests in the socket of the sling; the right hand grasps the pike at shoulder height; the pike is inclined slightly to the front.

23. POSITION OF REGIMENTAL COLOR AT COLOR SALUTE. This position is assumed from the carry by slipping the right hand up the pike to the height of the eye, then lowering the pike by straightening the arm to the front. When the regimental color salutes with units who execute hand salute, the position of carry is assumed at the command salute, and the color salute then executed.

24. POSITION OF THE COLORS DURING THE MANUAL OF ARMS. The colors remain at the order during the execution of the manual of arms.

SECTION IV

CEREMONIAL REVIEWS AND PRESENTATION OF DECORATIONS

25. GENERAL. a. The purpose of ceremonies is to promote teamwork and pride in the organization. In ceremonies the men must realize that their individual performance is reflected on the unit to which they belong. Pride in their organization is aroused by making them feel that they have some responsibility in developing the unit. A sense of unity is promoted by pride in their own accomplishments, by pride in the reputation of their unit, and by confidence in their companions.

b. Other purposes of such ceremonies are to announce awards of honor, public address or public announcement, to preserve traditions such as upon the anniversary of the NPR, to exhibit the state of training of a unit, and for the fullfillment of such other ceremonial duties as may become appropriate.

c. The type of ceremony to be used on any given occasion will be determined by the Chief of the unit directing the ceremony.

26. GENERAL REVIEW COMMANDER. The senior officer present in the ceremony is designated as General Review Commander. He is responsible for the formation, presentation, and march in review. A commander reviewing his own units designates some other officer as General Review Commander. When the review is given for a visiting higher commander or civilian dignitary, the local commander designates a General Review Commander so that he may accompany the visitor and receive the review with him.

27. PREPARATIONS. The line on which the units are to be formed and the route of march are marked or designated. The post of the reviewing officer is marked with a flag placed opposite the center of the line of the units. (See Fig 4.)

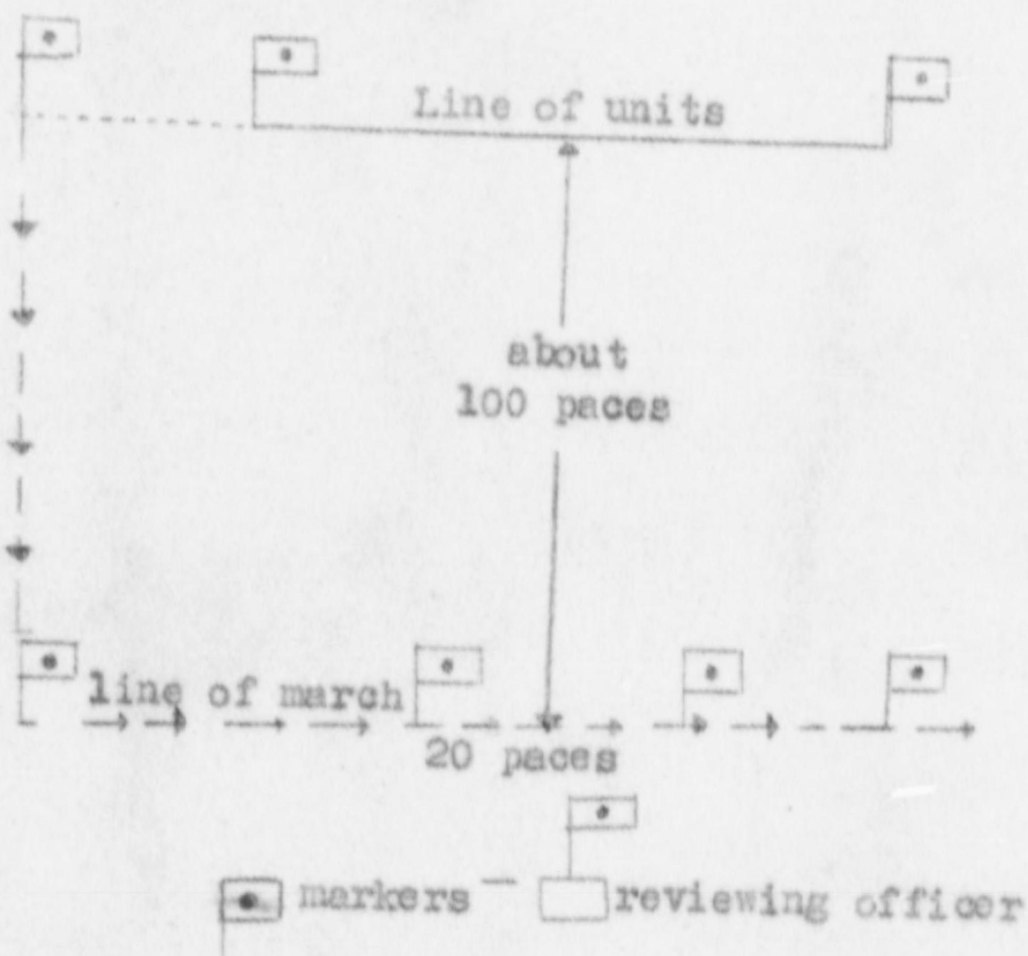

Figure 4. Preparation for Review.

28. FORMATIONS. a. Any of the formations for the battalion or regiment may be used. The formation used is limited by the space available and the formation in which the units pass in review. The formation may be modified to meet the local situation.

b. In reviews of a regiment or larger group, especially when units pass in review in mass formation, special arrangements are made to provide for breaking up into march columns after the units have passed the reviewing officer. This is done by assigning areas into which the different units can move without blocking the line of march.

29. FORMATION FOR REVIEW. a. A review may consist of six parts in the following sequence:

(1) Formation of units.

(2) Retreat (if scheduled).

(3) Presentation and honors.

(4) Inspection (passing around the units).

(5) Decorations and awards (if scheduled).

(6) March in review.

b. Battalions and regiments are formed as prescribed. (See Fig.5.) In reviews in which two or more branches are present, the units are arranged as ordered by the General Review Commander. As a guide, units should be arranged from right to left in line and from head to rear in column in the following order:

(1)(Ordinary Units.
(2) Special Units.
(3) Units of other branches will be posted at the discretion of the General Review Commander.

In reviews of large groups of units, the different branches may be posted at the discretion of the General Review Commander, with due regard to the location of the units in camp.

c. The units move to their position in the most convenient manner, For large reviews the General Review Commander prescribes the routes and time of arrival. When the frontage of the units has been measured and marked, the units may arrive in any convenient order and occupy their place in line.

d. An adjutant, designated by the General Review Commander, forms the units in a manner similar to that described for a battalion or regiment. After all units are formed, alined, and have been brought to attention (if at rest or at ease), the adjutant commands: "Hand Salute". When the uhits have come to the salute, he faces the General Review Commander, salutes, and reports, as follows: "Sir the Review is formed."

e. When the formation consists of one battalion, it salutes at the command of the adjutant.

f. When the formation consists of one regiment (two or more battalions). at the command of the adjutant the battalion commanders and special unit commanders bring their units to hand salute, starting with the center (right center) battalion and continuing simultaneously toward both flanks.

g. In formations consisting of two or more regiments, the regimental commanders repeat the command of the adjutant, starting with the center (right center) regiments and continuing simultaneously toward both flanks. The battalion and special unit commanders within their respective regiments then bring their units to hand salute as prescribed in the preceding paragraph.

They end the salute at the command ORDER, ARMS.

h. The General Review Commander and his staff take their position midway between the leading rank of the unit commanders and the post of the reviewing officer, opposite and facing the center of the line. The General Review Commander returns the salute of the adjutant and orders him to take his post. He then commands: "ORDER, ARMS". Next he commands: REST or AT EASE, and faces toward the post of the reviewing officer.

i. The members of the staff do not salute with the General Review Commander when the units are presented to him.

j. When the General Review Commander faces toward the reviewing officer, the members of his staff move to their positions to his rear. This is done at the commands of the senior staff officer.

30. REVIEWING PARTY. a. When the formation has been completed, the reviewing officer with his staff moves to his position opposite the center of the line of units to receive the review. (See Fig. 6).

b. The local commander (if not acting as General Review Commander distinguished persons invited to accompany the reviewing officer but not themselves receiving the review, staffs, and policemen take positions facing the units as shown in Figure 6. When an organization is reviewed before an inspecting or other officer junior in rank to the local commander, the junior takes position to the left of the local commander.

c. An officer from the local staff is designated to escort distinguished persons and to show them their places. When a civilian receives the review, he takes position on the right of the local commander; if necessary, timely explanation of the ceremony is made to him.

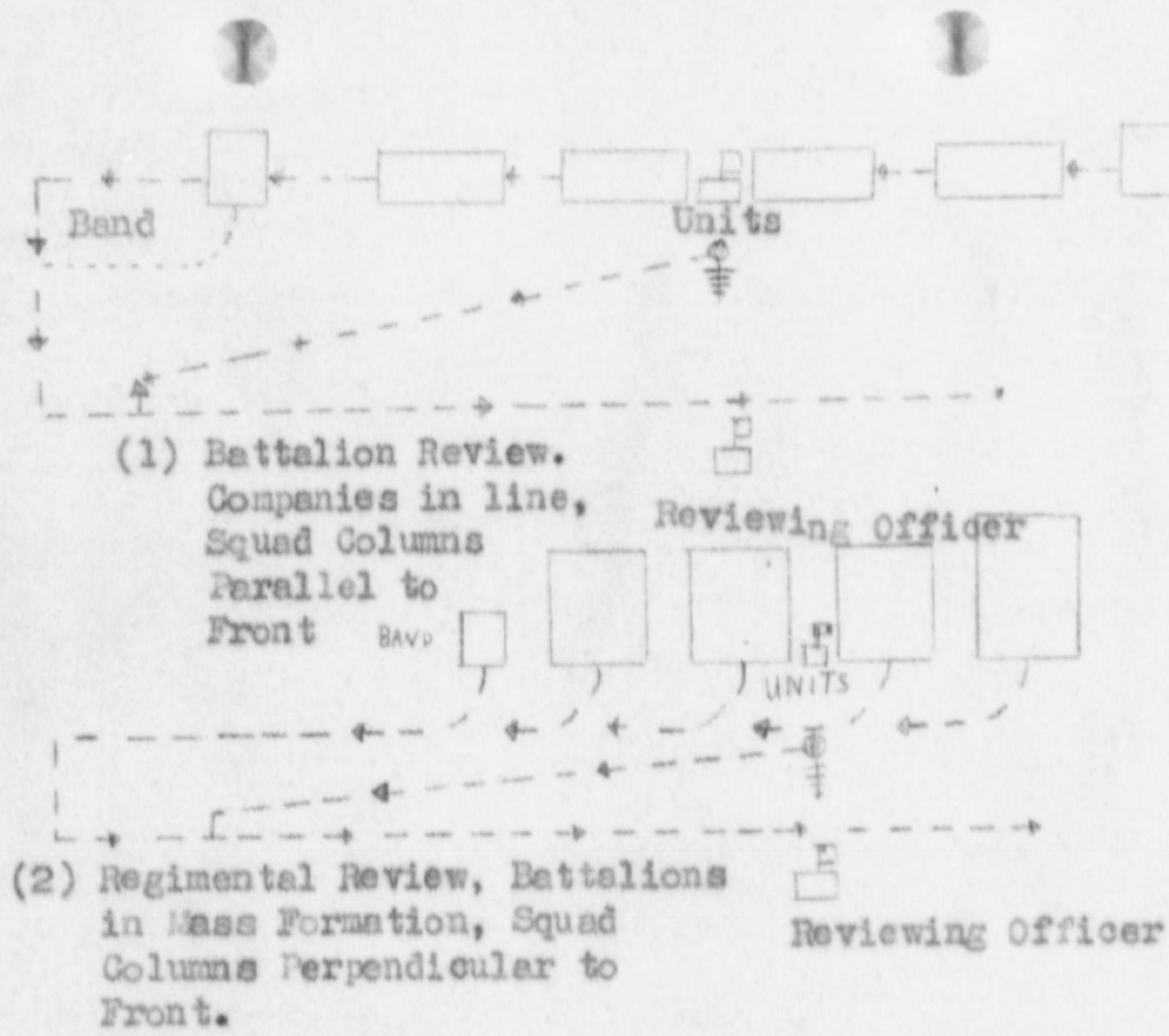

Figure 5. Formations for Review.

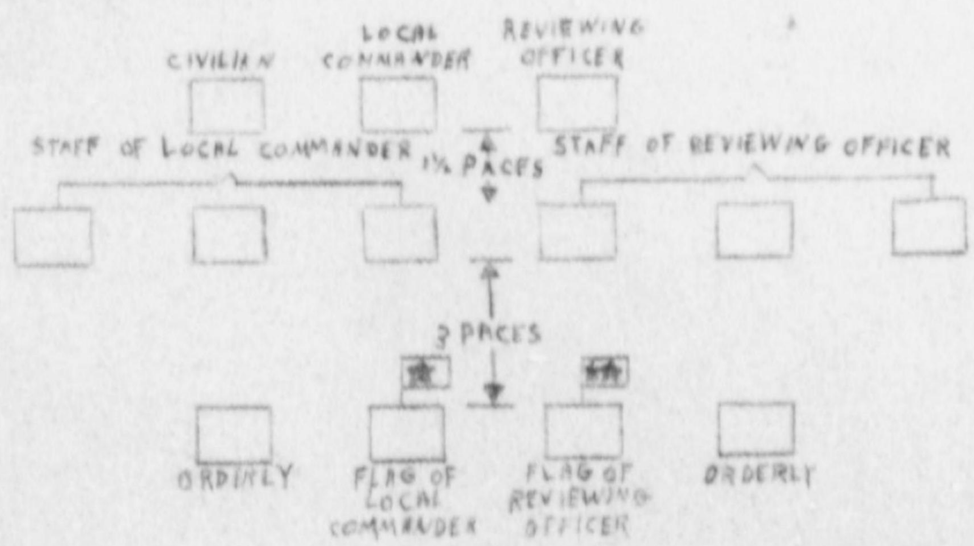

Figure 6. Reviewing Party.

d. As the reviewing officer moves to his position, the General Review Commander faces his units and brings them to attention.

e. Spectators allowed to observe the review will locate themselves as directed by the General Review Commander.

31. RETREAT. a. When a review is held at retreat, the General Review Commander as soon as the reviewing officer arrives at his post and the units have been brought to attention, brings the units to "PARADE REST." Then he commands or signals the band or field music to "SOUND RETREAT." At the conclusion of RETREAT the units are brought to attention and hand salute. The band plays the NATIONAL ANTHEM. When a band is not present, the bugles sound. The General Review Commander and his staff salute at the first note of THE NATIONAL ANTHEM and end their salute at the last note. When ceremony is held on an NPR Camp, the flag is lowered in the manner prescribed in Regulations _____. (See also par 14i (2), above).

b. The General Review Commander remains facing the units and salutes at the first note of the NATIONAL ANTHEM. His staff, the reviewing officer and his staff, and all military NPR spectators salute at the same time. The salute is held until the last note of the music. The General Review Commander on ending his salute, faces the reviewing officer and salutes. The members of his staff salute and complete their salutes with him, and the ceremony proceeds as described in Paragraph 32.

c. Each regimental color salutes at the command: HAND SALUTE, given by the commander of the battalion with which the colors are posted or by the commander of the battalion to the right of the colors when they are not posted with a battalion. The regimental color is returned to the order at the last note of THE NATIONAL ANTHEM, except when the grade of the reviewing officer entitles him to the honor. In this case, the regimental color remains at salute until the last battalion is brought to order arms at the completion of the presentation and honors. The National Color renders no salute.

32. PRESENTATION AND HONORS. a. When a review is held at a time other than at retreat, the General Review Commander brings the units to HAND SALUTE as soon as the reviewing officer has taken his post. When the grade of the reviewing officer entitles him to the honor, each regimental or separate battalion color salutes with its command. (See Par. 31). When all the units have saluted, the General Review Commander faces the reviewing officer and salutes. The members of his staff salute with him. The reviewing officer returns the salute. The General Review Commander ends his salute, brings the units to order arms and, when the formation consists of more than one battalion, orders AT EASE.

b. Honors are given the reviewing officer when his grade so entitles him, as prescribed in NPR Regulation. The band (a designated band near the center of the command, if more than one band is present) or field music sounds the honors when the General Review Commander and his staff salute the reviewing officer. The reviewing officer, the members of his staff, and all NPR spectators salute at the first note of the music and hold the salute until the music salute is completed. When the honors are completed, the General Review Commander ends his salute and brings the units to ORDER ARMS and gives "AT EASE".

33. INSPECTION. a. On completion of the presentation and honors, the reviewing officer and his party move forward to the post of the General Review Commander then guides the reviewing party around the formation, beginning with the unit on the right of the line and passing in front of the line and then around the rear of the formation. In large reviews, the reviewing party normally passes between the line of regimental commanders and staffs and the line of battalion commanders and staffs. The General Review Commander and the local commander march on the side of the reviewing officer, that is, a way from the units. They are followed by the staffs of the General Review Commander, of the local commander (if present), and of the reviewing officer. Each staff follows its own commander in column of files.

b. The reviewing officer may direct that his staff, flag, and orderlies remain at the post of the reviewing officer or that only his personal staff and flag accompany him.

c. As the reviewing party approaches, each company or battalion (when the battalion is in mass formation) commander commands: "EYES, RIGHT." All men execute eyes right. As soon as the reviewing officer comes into their line of vision, they follow him with their eyes, turning their heads, until he reaches their front. At this point, the head and eyes of each man remain fixed to the front. When the units are at ease, each company or massed unit is brought to attention as the reviewing party approaches.

d. The band of an organization plays while the reviewing officer is in front or rear of the organization.

e. The reviewing officer and those accompanying him salute the Color (or standard) when passing in front of it.

f. The reviewing officer makes such general inspection of the command as he may desire while passing around the units. A detailed inspection is not a part of a review ceremony.

g. On arriving at the right of the band, after passing around the line, the General Review Commander salutes and halts. The reviewing officer returns the salute and proceeds with his staff to his post. When the reviewing officer and his staff have passed him, the General Review Commander and his staff move directly to their posts facing the reviewing officer.

34. MARCH IN REVIEW. a. When the reviewing party is again in place after the inspection of the units, the General Review Commander commands: "PASS IN REVIEW."

b. At the command "PASS IN REVIEW," the band moves to a position that enables it to move straight out on the route of march without changing direction. If the band is not out of the way the unit on the right may run into it. The commander of the unit next to the band gives the necessary commands to put the units in march in the formation designated for the review. The band starts to play and marches forward at the command of execution MARCH given by the commander of the unit next to the band. Other units move out in succession to follow in column at the prescribed distance.

c. The band and each unit change direction at the points indicated without command from the General Review Commander. When the units are in mass formation, at each change of direction the commander of each formation (company or battalion) in turn commands: "LEFT TURN, MARCH;" "FORWARD MARCH."

d. The regimental and battalion commanders, other than the General Review Commander move into position in the column at the head of their units after the LEFT TURN onto the reviewing line.

e. The General Review Commander moves into position at the head of the column after the second change in direction.

f. The General Review Commander and the regimental and battalion commanders salute and execute eyes right when they arrive 6 paces from the front of the reviewing officer. They end the salute when their staffs have passed 6 paces beyond the front of the reviewing officer. Members of their staffs salute with them. The reviewing officer returns their salutes. Other members of the reviewing party do not salute. During the review, the salute is rendered only to the reviewing officer.

g. After saluting the reviewing officer, the General Review Commander turns out of the column and takes his post on the right side of the reviewing officer. The members of his staff accompany him and take their posts on the corresponding side of the reviewing officer's staff. When the rear element of his command has passed, the General Review Commander faces the reviewing officer and salutes. Then, accompanied by his staff, he rejoins the command.

h. Band leaders execute and end their salutes at the point prescribed for the other commanders. Each band, when it has passed the reviewing officer, executes column left three times to take a position in front of and facing the reviewing officer and, at least, 12 paces from the left flank of the marching units. It continues to play until the band following it nears the post of the reviewing officer. It then ceases playing and leaves the field. The band following begins playing as soon as the preceding band has ceased.

i. In large commands, two bands may remain alongside each other after they have turned out of column to alternate in playing while the units pass in review. Bands may be massed and posted as directed by the General Review Commander.

j. When only one band is present, it remains in position facing the reviewing officer until the review has ended. It then follows in rear of the last unit.

l. Units march in review with the guide toward the flank on which the reviewing officer is posted. Each company commander (or the senior company commander when the battalion is in mass formation), without turning his body, commands: "EYES RIGHT:" "READY, FRONT". He gives the command RIGHT when he is 6 paces from the front of the reviewing officer, and the command FRONT when the rear of his unit has passed 6 paces beyond the reviewing officer. In each company or mass formation, the right flank men do not execute eyes right.

m. At the command EYES, RIGHT, the company commanders and platoon leaders execute eyes right and give the hand salute. The guidon bearers execute present guidon and eyes right.

n. All end the salute at the command FRONT. The guidon bearers return to the carry.

o. The reviewing party and all spectators salute the colors as they pass by. As the color guard passes the reviewing officer, each man of the color guard except the right flank man executes eyes right at the command of the senior color sergeant. When the grade of the reviewing officer entitles him to the honor, the regimental or separate battalion color salutes.

35. PRESENTATION OF DECORATIONS. a. A review ordinarily is held on occasions of the presentation of decorations or of the decoration of the colors.

b. After the reviewing officer has inspected the units and resumed his own post, commands or signals by prearranged signal: PERSONS TO BE DECORATED AND ALL COLORS, CENTER, MARCH. At the command MARCH, persons to be decorated and all colors move by the most direct route and take their post as follows:

(1) The persons to be decorated take position in a single rank in the center of the command and 10 paces in front of the line of company commanders. They line up according to the rank of the decorations to be conferred, highest ranking decoration on the right. Those receiving similar decorations take position according to their military rank within each decoration group.

(2) The colors to be decorated are placed in a single rank 5 paces in front of the center of the line of persons to be decorated. They are alined in groups according to the rank of decoration to be bestowed, the highest ranking decoration on the right.

(3) All other colors with the color guards are alined in a single rank 5 paces in rear of the center of the persons to be decorated. They take the same relative positions as their locations in the command.

(4) The General Review Commander takes his post 5 paces in front of the center of the leading element. At the same time his staff, executes right face and moves to the right far enough to provide clearance for the colors and persons to be decorated. Here the staff halts and executes left face. The staff returns to its original position after the detachment has passed. When the staff has cleared the necessary line of march, the General Review Commander commands: FORWARD, MARCH. At the command MARCH, the General Review Commander, the persons to be decorated, and the colors advance, the band playing. The General Review Commander marches directly toward the reviewing officer. The guide is center in all ranks. The group is halted by the General Review Commander when he has reached a point 10 paces from the reviewing officer by the commands: DETACHMENT, HALT. He then salutes the reviewing officer and reports, "Sir, the persons (colors) to be decorated are present." The reviewing officer returns the salute and directs that the command be presented.

(5) The General Review Commander passes around the right flank of the persons or colors to be decorated and proceeds directly to his post. On reaching his post, he brings the units to Hand Salute, faces about, and salutes. The band (field music) then plays THE NATIONAL ANTHEM. On completion of the music, the General Review Commander brings the units to order arms and has them stand at ease. The persons to be decorated salute at the first notes of THE NATIONAL ANTHEM, and terminate the salute at the last note.

(6) A staff officer then reads the citation or the order announcing the awards. After the reading of the citation (order) the reviewing officer, accompanied by his staff or certain members of his staff, advances to the colors and to the line of persons to be decorated. He fastens the streamer to the staff of the color, and pins the decoration on the left breast of each person. He then directs the General Review Commander to march the command in review and resumes his post. The persons decorated, at the command of the senior officer or policeman present, form a line on the left of the reviewing officer, or as directed. The colors return to their posts by the most direct route.

36. OTHER CEREMONIES. On occasions where ceremonies of less formality than those provided above, are desired, the Chief of any unit is authorized to prescribe simple ceremonies of an appropriate nature to cover such events as:

Assignment or departure of members of the unit.

Recruiting and discharge.

Commendation.

Announcements.

Section V. PARADES

37. GENERAL.

a. The battalion or regimental parade is carried out in the same manner as a review. The appearance and movement of the units in formation are the primary considerations. Small detachments are attached to larger units. The march to the initial formation is made to music (band or field music).

b. At evening parade, the retreat ceremony described in paragraph 31 precedes the presentation of units to the reviewing officer.

c. The presentation of decorations or escort of the color may be included after the units have been presented to the reviewing officer.

d. The reviewing officer does not inspect.

38. CEREMONIAL BATTALION PARADE.

a. This parade ceremony may be used instead of the ceremony described in paragraph 37. It differs as indicated in b below.

b. After the battalion has been formed and alined, and the guides have taken their posts, the adjutant, before presenting the battalion to the battalion commander, commands: "PARADE," "REST." When the units have executed parade rest, he commands: "SOUND OFF." The adjutant and the battalion commander, with his staff, stand at parade rest during the playing of SOUND OFF, the marching by of the band, and the sounding of retreat.

c. At the command "SOUND OFF," the band, in place, plays the SOUND OFF of three chords. At the conclusion of the third chord it moves forward, playing a march in quick time. It executes column left

to march across the front of the units, midway between the adjutant and the line. When the band has passed the left of the line, it counter-marches and returns over the same ground to the right of the line. After it has passed beyond the right of the units, it executes column right. When the entire band has passed beyond the front rank of the units, it again countermarches and halts in its original position. When the band ceases playing the march, the SOUND OFF is again played.

d. At evening parade, immediately after the completion of SOUND OFF, the field music plays RETREAT, and the retreat ceremony described in paragraph 31 follows. The adjutant brings the units to attention and Hand Salute at the last note of RETREAT. The adjutant, the battalion commander, and the battalion staff salute at the first note of the NATIONAL ANTHEM and end their salute at the last note.

e. At the completion of THE NATIONAL ANTHEM (or TO THE COLOR) with the units still at Hand Salute, the adjutant faces about, salutes the battalion commander, and reports, "SIR, THE PARADE IS FORMED."

f. The battalion commander then directs the adjutant, "RECEIVE THE REPORT." The adjutant faces about, brings the unit to ORDER ARMS, and commands: "REPORT."

g. At the command REPORT, the company commanders, in succession from the right, salute and report, " . . . COMPANY, ALL PRESENT OR ACCOUNTED FOR." The adjutant returns each company commander's salute after the report is made and understood.

h. After receiving the reports, the adjutant faces the battalion commander, salutes, and reports, "SIR, ALL PRESENT OR ACCOUNTED FOR."

i. The battalion commander then directs, "PUBLISH THE ORDERS." The adjutant faces the units and commands: "ATTENTION TO ORDERS." He publishes the orders and then commands: "OFFICERS," "CENTER," "MARCH." He then faces about and takes his post with the battalion commander.

j. At the command "OFFICERS," guidon bearers execute carry guidon.

k. At the command "CENTER," when companies are in line, company commanders, officers commanding platoons, and guidon bearers face to the center. When companies are in mass formation, company commanders and guidon bearers face to the center. Officers commanding platoons step 1 pace forward and face to the center. Officers, second in command, move around the flank nearest to the center and take their post in the column formed by the platoon leaders.

l. At the command "MARCH," the band plays, officers and guidon bearers close to the center, halt, and individually face to the front; company commanders, when moving to the center, oblique to the front and close on a line 4 paces in advance of the line of guidon bearers. The guidon bearers close on their own line, each taking his post in rear of his own company commander. All other officers close on the line of platoon leaders.

m. The officers and guidon bearers having closed and faced to the front, the senior officer commands: "Forward," "MARCH." The center officer of the leading rank is the guide. The officers and guidon bearers are halted with the leading rank 6 paces from the battalion commander.

They halt and salute the battalion commander, who returns the salute. The command "READY," "TWO," is given by the battalion commander or senior company commander for the termination of the salute. The guidon bearers execute carry guidon at the same time.

n. To assure simultaneous execution by the officers and guidon bearers, the movements are executed at quick time.

o. The battalion commander gives such instructions as he deems necessary and then (in quick time cadence) commands: "OFFICERS," "POST," "MARCH."

p. At the command "POST," all officers and guidon bearers face about.

q. At the command "MARCH", they step off. The center officer of the leading rank is the guide.

v. The senior officer commands: "OFFICERS;" "HALT". He halts the leading rank 6 paces from the line of companies when companies are in line and 3 paces when they are in mass formation. He then commands: "POST", "MARCH."

s. At the command: "POST," the officers and guidon bearers face outward.

t. At the command "MARCH", the officers step off in succession at 4 pace distances and resume their posts. The guidon bearers step off with their company commanders. On resuming their posts, they execute order guidon. The music ceases when the last officer has taken his post. On resuming their posts, the officers and guidon bearers remain facing the units and face about simultaneously at the command of the company commander. Executive officers take their posts without command.

u. During the execution of officers center and officers post, except when saluting, all guidon bearers remain at carry guidon.

v. The battalion commander then gives the command for the battalion to pass in review. The battalion passes in review on the commands and in the manner prescribed for a review. When the last company has passed, the ceremony is concluded.

w. The band continues to play while the companies are in march on the parade ground. After passing in review, the companies are marched to their respective areas and dismissed.

39. CEREMONIAL REGIMENTAL PARADE. The regiment ordinarily is formed in line of companies with companies in mass formation. This ceremony may be used instead of that described in paragraph 37. It is the same as the ceremonial battalion parade, with the following exceptions.

a. "Regimental commander" is substituted for "battalion commander," and "regiment" for "battalion" in the description.

b. In moving across the front of the regiment, the band passes midway between the adjutant and the line of battalion commanders.

c. The battalions execute Hand Salute, order arms, parade rest, and come to attention at the command of execution of their respective commanders as described in paragraph 29. Reports are made by the battalion instead of company commanders.

d. At the command "MARCH", of the commands: "OFFICERS", "CENTER," "MARCH", The battalion commanders and their staffs close on the line of battalion commanders and staffs. The company commanders oblique to the front and close on a line 4 paces in rear of the battalion staffs. The guidon bearers oblique to the front and close on a line 4 paces in rear of the company commanders. The other officers oblique to the front and close on a line 4 paces in rear of the guidon bearers.

40. STREET PARADE. a. For street parades, the units are formed and marched in the most convenient manner. Street parades may include transportation. Transported weapons add to the effect of a street parade. Cargo vehicles are included only when it is desired to increase the size of the display.

b. Practical formations for street parades are -

(1) Column of threes or fours.

(2) Two or more columns of threes or fours abreast.

(3) Mass formation.

c. The vehicles, if present, move in single column or column of twos, threes, or fours as the street width permits.

NOTIFICATION

13, November 1950

TO: Chief of Staff, Uniformed NPR, HQ

FROM: Director General, NPR HQ

SUBJECT: Notification on display of the national flag

Hereby we submit to you a notification covering display of the national flag, and recommend the national flag in every NPR Camp should be treated in accordance therewith everyday.

1. Time of hoisting and lowering:

The national flag will be hoisted 7:30 and lowered 17:00. But when duty hours undergo any change, a Camp Commander will be asked to decide when to hoist and when to lower in consideration of duty status.

2. Place of display:

The national flag is to be hoisted and lowered either at flag tower erected on Hq building roof or at flag tower built in front of Hq building. When none of tower constructed there, one will be newly set up with height of about 10m, when on building roof and with height of about 20m, when on the ground. And in both cases wooden or cast-iron construction is prefered.

3. Standard measure of the national flag:

We have not any standard measure to resort to, as far as the national flag is concerned. It is expected we have two flags, big and small; and usually use big one except in rain and storm, in which case a small one should be used.

4. Custody of the national flag:

The national flag is to be folded conforming to the following proceedings and kept in particular flag boxes placed in Camp building.

Proceeding 1st: Fold in two

Proceeding 2nd: Fold in four

Proceeding 3rd: Fold triangle in one corner

Proceeding 4th: Fold in one more corner

Proceeding 5th: Fold all corners successively

Finishing proceeding: Set in minimum triangle

Hoisting, lowering and custody of the national flag are the responsibility of NPR Police Officials in charge of guards.

5. Ceremonies concerning hoisting and lowering of the national flag. Until new form of ceremonies to be established in time temporary ones annexed hereto shall be resorted to as far as hoisting and lowering of the flag are concerned.

Guard of honour is expected to attend thereat only on national holidays and other specially designated occasions, if available, with accompanyment of a music band. A bugle blowing will be done without an attendance of music band; but it will do without bugle blowers until they finish the training course.

6. Expenditure:

Not only purchasing funds for the national flags and flag boxes, but expenditure on flag towers construction will be defrayed from the already allocated funds of each camp. Except for flag towers construction which should be entered object of constructions all other disbursement will be place under detail of equipments, object of commodities.

Essentials of Provisional Regulations of the National Flag Hoisting Ceremony.

Article 1. The purpose of this essentials is to aim to provide the details of the ceremony concerning hoisting and lowering of the National Flag of the National Police Reserve.

Article 2. The time of hoisting and lowering of the National Flag shall be determined by the Camp Commander concerned.

Article 3. The Guards of honor shall be generally one section with rifles and the organization there of shall be provided by the Camp Commander.

2. The Guards of honor shall stand in regular order in front of the National Flag tour, however, in cases where the National Flag tour is fixed on the house-top, they stand in regular order at the place of the ground where the said Flag can be seen.

3. If the Guards of honor have the music band or buglars, the said band or buglars shall situate at the right hand or rearward of the Guards of honor.

Article 4. The staff police official on duty shall appoint the police officials (hereinafter referred to as "the police officials in charge of the National Flag") who perform hoisting and lowering the National Flag from among the police officials in charge of guard.

2. The police officials in charge of the National Flag shall be selected from among staff police officials who are in charge of National Flag and from among sergeants (or patrolman) in charge of hoisting the National Flag and holding-up the National Flag.

Article 5. The staff police officials shall indicate and inform the size of the National flag to be hoistered everyday to the staff police official in charge of National Flag.

Article 6. The staff police official shall take out the fixed National Flag from the box in custody of National Flag and made it hold to the police officials in charge of the National Flag and shall reach to the National Flag tour by the regulated time of hoisting of the National Flag.

2. The march of the police officials in charge of the National Flag shall be formed in line, and the persons in charge of the National Flag situate in center, staff police officials

on the right hand and the persons in charge of hoisting of the National Flag on the left hand.

3. The police officials in charge of the National Flag shall be faced to the National Flag tower and Guards of honor. And the persons hoisting the National Flag situate to the windward, on the other hand, the persons in charge of holding-up of the National Flag to the lee-ward and the staff police officials to the rear of the center.

Article 7. The hoisting of the National Flag shall be performed in the following order.

1. The staff police officials in charge of the National Flag shall order "Attention" to the Guards of honor and the Commander of Guards of honor order "Attention."

2. The person in charge of hoisting the National flag shall take up the cord of the National Flag and tie it to the hoisting cord. In this case, the persons in charge of hold-up of the National Flag must take the end of the National Flag so that the Flag may not touch on the ground.

3. The staff police officials in charge of the National Flag shall order the musical performances and military music to the music band or buglars.

4. The persons in charge of hoisting the National Flag shall hoist the National Flag to the musical performance and military music.
   The commander of the Guards of honor shall order "Salute" to the National Flag on the first tune of the National Song and all the members of Camp shall perform the salute of attention raising their hands.
   The persons in charge of hoisting of the National Flag shall also perform the salute of attention raising his hand.

5. The Salute shall be continued to the last tune of the National Song.

Article 8. The forgoing regulations shall apply to the case of lowering the National Flag. However, the persons in charge of hoisting the National Flag shall lower the National Flag to the first tune of the National Song. At this time, the persons in charge of holding-up of the National Flag shall take the end of the Flag so that the Flag may not touch on the ground and fold it into regular form with the persons in charge of hoisting the National Flag.

Article 9. The lowered National Flag, shall be held by the police official in charge of the National Flag and be maintained in the box in custody at the Guard-house.

Article 10. On the hoisting or lowering of the National Flag, the persons who observe it or hear the musical performance or military music of the National song shall correct their carraige and perform the salute of attention raising their hands to the National Flag. However, in case of bare-headed, they shall correct their carriage at-their place and the salute shall not be made.

2. In case of the above paragraph, the persons in cars shall correct their carriage in the cars stopping the cars, provided that the driver shall salute attention raising his hand a-lighting from car.

Article 11. The police officials in charge of hoisting of the National Flag, the member of Guards of honor, music band and buglars may wear his rain-coat or over-coat if it is raining or snowing.

NOTIFICATION

13, November 1950

TO: Chief of Staff, Uniformed NPR, HQ

FROM: Director General, NPR HQ

SUBJECT: Notification on display of the national flag

Hereby we submit to you a notification covering display of the national flag, and recommend the national flag in every NPR Camp should be treated in accordance therewith everyday.

1. Time of hoisting and lowering:

The national flag will be hoisted 7:30 and lowered 17:00. But when duty hours undergo any change, a Camp Commander will be asked to decide when to hoist and when to lower in consideration of duty status.

2. Place of display:

The national flag is to be hoisted and lowered either at flag tower erected on Hq building roof or at flag tower built in front of Hq building. When none of tower constructed there, one will be newly set up with height of about 10m, when on building roof and with height of about 20m, when on the ground. And in both cases wooden or cast-iron construction is prefered.

3. Standard measure of the national flag:

We have not any standard measure to resort to, as far as the national flag is concerned. It is expected we have two flags, big and small; and usually use big one except in rain and storm, in which case a small one should be used.

4. Custody of the national flag:

The national flag is to be folded conforming to the following proceedings and kept in particular flag boxes placed in Camp building.

Proceeding 1st: Fold in two

Proceeding 2nd: Fold in four

Proceeding 3rd: Fold triangle in one corner

Proceeding 4th: Fold in one more corner

Proceeding 5th: Fold all corners successively

Finishing proceeding: Set in minimum triangle

Hoisting, lowering and custody of the national flag are the responsibility of NPR Police Officials in charge of guards.

5. Ceremonies concerning hoisting and lowering of the national flag. Until new form of ceremonies to be established in time temporary ones annexed hereto shall be resorted to as far as hoisting and lowering of the flag are concerned.

Guard of honour is expected to attend thereat only on national holidays and other specially designated occasions, if available, with accompanyment of a music band. A bugle blowing will be done without an attendance of music band; but it will do without bugle blowers until they finish the training course.

6. Expenditure:

Not only purchasing funds for the national flags and flag boxes, but expenditure on flag towers construction will be defrayed from the already allocated funds of each camp. Except for flag towers construction which should be entered object of constructions all other disbursement will be place under detail of equipments, object of commodities.

Essentials of Provisional Regulations of the National Flag Hoisting Ceremony.

Article 1. The purpose of this essentials is to aim to provide the details of the ceremony concerning hoisting and lowering of the National Flag of the National Police Reserve.

Article 2. The time of hoisting and lowering of the National Flag shall be determined by the Camp Commander concerned.

Article 3. The Guards of honor shall be generally one section with rifles and the organization there of shall be provided by the Camp Commander.

2. The Guards of honor shall stand in regular order in front of the National Flag tour, however, in cases where the National Flag tour is fixed on the house-top, they stand in regular order at the place of the ground where the said Flag can be seen.

3. If the Guards of honor have the music band or buglars, the said band or buglars shall situate at the right hand or rearward of the Guards of honor.

Article 4. The staff police official on duty shall appoint the police officials (hereinafter referred to as "the police officials in charge of the National Flag") who perform hoisting and lowering the National Flag from among the police officials in charge of guard.

2. The police officials in charge of the National Flag shall be selected from among staff police officials who are in charge of National Flag and from among sergeants (or patrolman) in charge of hoisting the National Flag and holding-up the National Flag.

Article 5. The staff police officials shall indicate and inform the size of the National flag to be hoistered everyday to the staff police official in charge of National Flag.

Article 6. The staff police official shall take out the fixed National Flag from the box in custody of National Flag and made it hold to the police officials in charge of the National Flag and shall reach to the National Flag tour by the regulated time of hoisting of the National Flag.

2. The march of the police officials in charge of the National Flag shall be formed in line, and the persons in charge of the National Flag situate in center, staff police officials

on the right hand and the persons in charge of hoisting of the National Flag on the left hand.

3. The police officials in charge of the National Flag shall be faced to the National Flag tower and Guards of honor. And the persons hoisting the National Flag situate to the wind-ward, on the other hand, the persons in charge of holding-up of the National Flag to the lee-ward abd the staff police officials to the rear of the center.

Article 7. The hoisting of the National Flag shall be performed in the following order.

1. The staff police officials in charge of the National Flag shall order "Attention" to the Guards of honor and the Commander of Guards of honor order "Attention."

2. The person in charge of hoisting the National flag shall take up the cord of the National Flag and tie it to the hoisting cord. In this case, the persons in charge of hold-up of the National Flag must take the end of the National Flag so that the Flag may not touch on the ground.

3. The staff police officials in charge of the National Flag shall order the musical performances and military music to the music band or buglars.

4. The persons in charge of hoisting the National Flag shall hoist the National Flag to the musical performance and military music.
The commander of the Guards of honor shall order "Salute" to the National Flag on the first tune of the National Song and all the members of Camp shall perform the salute of attention raising their hands.
The persons in charge of hoisting of the National Flag shall also perform the salute of attention raising his hand.

5. The Salute shall be continued to the last tune of the National Song.

Article 8. The forgoing regulations shall apply to the case of lowering the National Flag. However, the persons in charge of hoisting the National Flag shall lower the National Flag to the first tune of the National Song. At this time, the persons in charge of holding-up of the National Flag shall take the end of the Flag so that the Flag may not touch on the ground and fold it into regular form with the persons in charge of hoisting the National Flag.

Article 9. The lowered National Flag, shall be held by the police official in charge of the National Flag and be maintained in the box in custody at the Guard-house.

Article 10. On the hoisting or lowering of the National Flag, the persons who observe it or hear the musical performance or military music of the National song shall correct their carraige and perform the salute of attention raising their hands to the National Flag. However, in case of bare-headed, they shall correct their carriage at-their place and the salute shall not be made.

2. In case of the above paragraph, the persons in cars shall correct their carriage in the cars stopping the cars, provided that the driver shall salute attention raising his hand a-lighting from car.

Article 11. The police officials in charge of hoisting of the National Flag, the member of Guards of honor, music band and buglars may wear his rain-coat or over-coat if it is raining or snowing.

NOTIFICATION

13, November 1950

TO: Chief of Staff, Uniformed NPR, HQ

FROM: Director General, NPR HQ

SUBJECT: Notification on display of the national flag

Hereby we submit to you a notification covering display of the national flag, and recommend the national flag in every NPR Camp should be treated in accordance therewith everyday.

1. Time of hoisting and lowering:

The national flag will be hoisted 7:30 and lowered 17:00. But when duty hours undergo any change, a Camp Commander will be asked to decide when to hoist and when to lower in consideration of duty status.

2. Place of display:

The national flag is to be hoisted and lowered either at flag tower erected on Hq building roof or at flag tower built in front of Hq building. When none of tower constructed there, one will be newly set up with height of about 10m, when on building roof and with height of about 20m, when on the ground. And in both cases wooden or cast-iron construction is prefered.

3. Standard measure of the national flag:

We have not any standard measure to resort to, as far as the national flag is concerned. It is expected we have two flags, big and small; and usually use big one except in rain and storm, in which case a small one should be used.

4. Custody of the national flag:

The national flag is to be folded conforming to the following proceedings and kept in particular flag boxes placed in Camp building.

Proceeding 1st: Fold in two

Proceeding 2nd: Fold in four

Proceeding 3rd: Fold triangle in one corner

Proceeding 4th: Fold in one more corner

Proceeding 5th: Fold all corners successively

Finishing proceeding: Set in minimum triangle

Hoisting, lowering and custody of the national flag are the responsibility of NPR Police Officials in charge of guards.

5. Ceremonies concerning hoisting and lowering of the national flag. Until new form of ceremonies to be established in time temporary ones annexed hereto shall be resorted to as far as hoisting and lowering of the flag are concerned.

Guard of honour is expected to attend thereat only on national holidays and other specially designated occasions, if available, with accompanyment of a music band. A bugle blowing will be done without an attendance of music band; but it will do without bugle blowers until they finish the training course.

6. Expenditure:

Not only purchasing funds for the national flags and flag boxes, but expenditure on flag towers construction will be defrayed from the already allocated funds of each camp. Except for flag towers construction which should be entered object of constructions all other disbursement will be place under detail of equipments, object of commodities.

Essentials f Provisional Regulations the
National Flag Hoisting Ceremony.

Article 1. The purpose of this essentials is to aim to provide the details of the ceremony concerning hoisting and lowering of the National Flag of the National Police Reserve.

Article 2. The time of hoisting and lowering of the National Flag shall be determined by the Camp Commander concerned.

Article 3. The Guards of honor shall be generally one section with rifles and the organization there of shall be provided by the Camp Commander.

2. The Guards of honor shall stand in regular order in front of the National Flag tour, however, in cases where the National Flag tour is fixed on the house-top, they stand in regular order at the place of the ground where the said Flag can be seen.

3. If the Guards of honor have the music band or buglars, the said band or buglars shall situate at the right hand or rearward of the Guards of honor.

Article 4. The staff police official on duty shall appoint the police officials (hereinafter referred to as "the police officials in charge of the National Flag") who perform hoisting and lowering the National Flag from among the police officials in charge of guard.

2. The police officials in charge of the National Flag shall be selected from among staff police officials who are in charge of National Flag and from among sergeants (or patrolman) in charge of hoisting the National Flag and holding-up the National Flag.

Article 5. The staff police officials shall indicate and inform the size of the National flag to be hoistered everyday to the staff police official in charge of National Flag.

Article 6. The staff police official shall take out the fixed National Flag from the box in custody of National Flag and made it hold to the police officials in charge of the National Flag and shall reach to the National Flag tour by the regulated time of hoisting of the National Flag.

2. The march of the police officials in charge of the National Flag shall be formed in line, and the persons in charge of the National Flag situate in center, staff police officials

on the right hand and the persons in charge of hoisting of the National Flag on the left hand.

3. The police officials in charge of the National Flag shall be faced to the National Flag tower and Guards of honor. And the persons hoisting the National Flag situate to the wind-ward, on the other hand, the persons in charge of holding-up of the National Flag to the lee-ward and the staff police officials to the rear of the center.

Article 7. The hoisting of the National Flag shall be performed in the following order.

1. The staff police officials in charge of the National Flag shall order "Attention" to the Guards of honor and the Commander of Guards of honor order "Attention."

2. The person in charge of hoisting the National flag shall take up the cord of the National Flag and tie it to the hoisting cord. In this case, the persons in charge of hold-up of the National Flag must take the end of the National Flag so that the Flag may not touch on the ground.

3. The staff police officials in charge of the National Flag shall order the musical performances and military music to the music band or buglars.

4. The persons in charge of hoisting the National Flag shall hoist the National Flag to the musical performance and military music.
   The commander of the Guards of honor shall order "Salute" to the National Flag on the first tune of the National Song and all the members of Camp shall perform the salute of attention raising their hands.
   The persons in charge of hoisting of the National Flag shall also perform the salute of attention raising his hand.

5. The Salute shall be continued to the last tune of the National Song.

Article 8. The forgoing regulations shall apply to the case of lowering the National Flag. However, the persons in charge of hoisting the National Flag shall lower the National Flag to the first tune of the National Song. At this time, the persons in charge of holding-up of the National Flag shall take the end of the Flag so that the Flag may not touch on the ground and fold it into regular form with the persons in charge of hoisting the National Flag.

Article 9. The lowered National Flag, shall be held by the police official in charge of the National Flag and be maintained in the box in custody at the Guard-house.

Article 10. On the hoisting or lowering of the National Flag, the persons who observe it or hear the musical performance or military music of the National song shall correct their carraige and perform the salute of attention raising their hands to the National Flag. However, in case of bare-headed, they shall correct their carriage at-their place and the salute shall not be made.

2. In case of the above paragraph, the persons in cars shall correct their carriage in the cars stopping the cars, provided that the driver shall salute attention raising his hand a-lighting from car.

Article 11. The police officials in charge of hoisting of the National Flag, the member of Guards of honor, music band and buglars may wear his rain-coat or over-coat if it is raining or snowing.

TRAINING BRANCH

1 December 1950

MEMORANDUM FOR: Chief, Operations Division

SUBJECT: Display of the Japanese National Flag at National Police Reserve Installations

1. Problem.

To determine whether the directive and articles concerning the display of the Japanese National Flag at National Police Reserve installations as proposed by the Director General, National Police Reserve Headquarters, are feasible, acceptable and adequate for the purpose for which they are intended.

2. Discussion of Problem.

See Inclosure #1.

3. Conclusions.

a. The proposed directive and articles should be revised to clarify instructions.

b. There are no iron-clad regulations or established customs as to a definite procedure in handling the National Flag of Japan.

c. Although definite relative proportions exist, there is no standardization as to the size of various flags.

d. Flags, such as garrison, post and storm are not termed or used as such.

4. Recommendations.

DISCUSSION

Pre-War Display

Research by the writer has revealed that the Japanese National Flag apparently did not render such a distinctive affect on the functions of the military as that evidenced in the United States since the time of introduction of our National Flag.

Imperial and Cabinet Ordinances provided that flags would be displayed on National holidays, public holidays and at such other times as important celebrations or sacred rites were held for the State or the Imperial Family. Ceremonies for the military were not based on definite regulations. Military personnel upon observing the flag being hoisted or lowered rendered the hand salute. Personnel other than the military, inclined the head forward.

Folding and Care

The folding of the flag evidently depended upon the size, and was folded in the most convenient manner to fit the receptacle provided.

The flag was not displayed after sunset or in inclement weather, and efforts were made to keep the flag clean and carefully preserved.

Flag Sizes

The measurements for the construction of the flag were of a definite proportion for the three sizes used and illustrated below. The ratio of 10 (Fly) to 7 (hoist) was used in computation for construction. The ratio for the red center was 7x3/5.

Incl #1

1 shaku = 11.93 inches.

The largest flag (flag A above) was displayed for major celebrations and flags B and C above were displayed for all other purposes. No storm flag, as such, was provided.

Post War Display

On November 2, 1947 the Japanese National Flag was flown for the first time since the termination of the war, by the express permission of General MacArthur. At the present time, no known regulations exist covering any ceremonies or any specific courtesies relative to the National Flag.

Incl #1

Procedure at Camp McKnight

The hoisting and lowering of the Flag is supervised by the officer of the day and two attendants. As the flag is hoisted or lowered by the attendants, the officer of the day and all other military personnel observing, execute the hand salute. When the flag is folded it is carried under the right arm of the attendant on the right.

Procurement

Lt Col, Smith of the Logistics Division informs me that no action has been taken toward procuring National Flags for National Police Reserve installations.

Incl #1

DIRECTIVE

1. Use and Display.

a. The flag of Japan will be displayed at all National Police Reserve installations. Not more than one flag will be flown at one time at any such installation.

b. The garrison flag will be hoisted on holidays as shown in inclosure #5 and on important occasions as prescribed by the Director General, National Police Reserve.

c. The post flag will be hoisted in pleasant weather, except as provided in (b) above and (d) below.

d. The storm flag is for use in stormy and windy weather or may be displayed in any weather during such hours as may be designated by the Commanding Officer.

2. Time of Display.

The national flag will normally be displayed between 0730 hours and 1700 hours, however the Camp Commander may at his discretion, when interfering factors are present, specify the time and or duration of display.

3. Place of Display.

At National Police Reserve installations, the National flag will be flown from a flagstaff of any suitable construction approximately 20 meters in height when measured from the ground and 10 meters in height when the flagstaff is constructed of the roof of the Camp Headquarters building.

Incl #2

4. Relative proportions.

a. The National flag of Japan, for use in the National Police Reserve, will be of the following proportions:

(1) Fly (Length)----------10

(2) Hoist (width)---------- 7

(3) (Diameter of Red Center)--- 7x3/5

b. The garrison flag will be 13 shaku (12.924) fly by 9.1 shaku (9.047) hoist, and a red center with a diameter of 5.46 shaku (5.428 feet).

c. The post flag will be 7 shaku (6.959 feet) hoist by 10 shaku (9.942 feet) fly and a red center with a diameter of 4.2 shaku (4.175) feet).

d. The storm flag will be 4.2 shaku (4.175 feet) hoist by 6 shaku (5.965 feet) fly and a red center with a diameter of 2.52 shaku (2.505 feet).

5. Folding and storage.

The National flag will be folded as shown in inclosure #5 and stored in a flag box located in the Camp Headquarters building.

6. Responsibility.

The hoisting and lowering of the National flag at National Police Reserve installations will be the responsibility of the Camp Guard on duty at the time the ceremony is to take place.

7. Funds.

Expenditures necessary for the purpose of flags and construction of flagstaff will be defrayed from funds that have been allocated to such camp.

Incl #2

8. Articles.

Until such time that a definite policy is adapted covering all details involving flag ceremonies, the articles as listed in inclosure #3 will be followed.

Incl #2

NATIONAL FLAG CEREMONIES

Article 1. The purpose of these articles is to prescribe the details of the ceremony for hoisting and lowering the National Flag at National Police Reserve installations.

Article 2. The time of display of the National Flag will normally be between 0730 hours and 1700 hours, however the Camp Commander may, at his discretion when interefering factors are present, specify the time of display.

Article 3.

a. For special occasions an honor guard may be utilized. The composition of the honor guard will be determined by the Camp Commander.

b. The Camp Commander will notify the officer of the day of any change in the type of flag to be displayed.

Article 4. Normally a detail consisting of 3 members of the guard selected by the officer of the day, equipped with side arms or belts only, raises or lowers the flag.

Article 5. The senior member carrying the flag, forms the detail and takes his position in the center and marches the detail to the flagstaff. The detail will halt approximately three paces from the flagstaff. The guard on the left of the flag bearer takes two paces forward, faces the flagstaff and clears the halyard for hoisting. The remaining guard and bearer step forward, and the guard on the right faces the flagstaff. The bearer holds the folded flag to his front and the guard on the right fastens the flag to the halyard.

Incl #3

The guard on the left hoists the flag, and the remaining guard and bearer stand at attention. After the flag is secured, the guard reforms three paces in front of and facing the flagstaff, renders the hand salute, executes two right turns and march to the guard house under supervision of the senior member.

Article 6. In lowering the flag the detail assumes the same position at the flagstaff as described in article 5. As one guard lowers the flag, the flag bearer and remaining guard render the hand salute until the flag is in reaching distance. They then order arms and proceed to fold the flag before completely detaching the flag from the halyard making sure that no part of the flag touches the ground. The detail then forms with with the flag bearer in the center, and marches to the flag storage place. The hoisting and lowering of the flag will be accompanied whenever possible by a bugle or band. The position of the band or bugle will be in the vicinity of the flagstaff as prescribed by the Camp Commander.

Article 7.

a. During the hoisting or lowering of the flag, all uniformed persons, covered, observing or hearing the ceremony will face toward the flagstaff or music, stand at attention and render the hand salute. All persons uncovered or not in uniform will stand at attention and face toward the flagstaff or music.

b. Personnel in vehicles will dismount, and proceed as in paragraph a above.

Article 8. The uniform for the flag detail will be prescribed by the officer of the day.

Incl #3

FOLDING OF THE FLAG

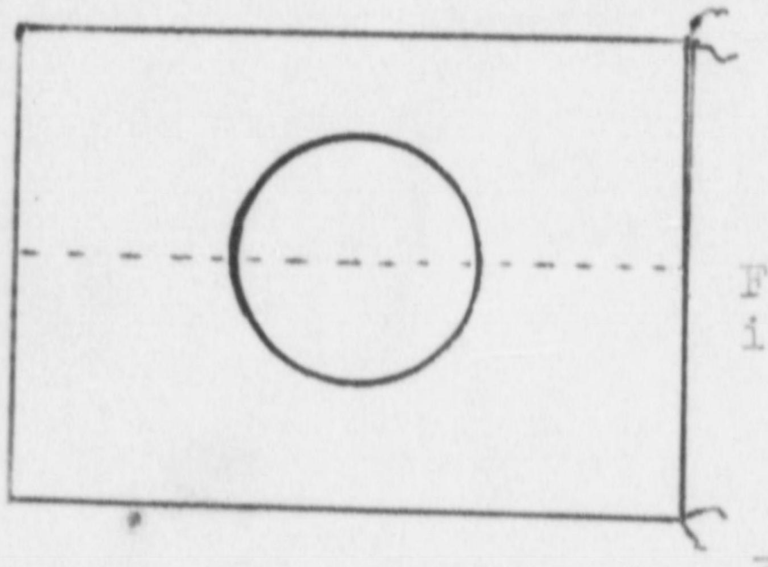

1st step

Fold in half across imaginary dotted line

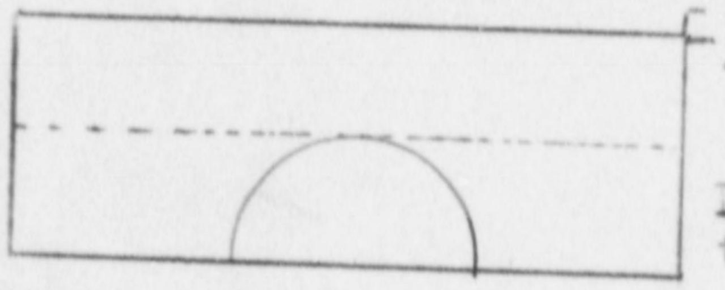

2nd step.

Fold in half again across imaginary dotted line, in the opposite directio

~~View after 1st~~ step ~~Fold in half again but in the opposite way~~



View before final folding ~~Vied affert fnhhhngstep~~ 2

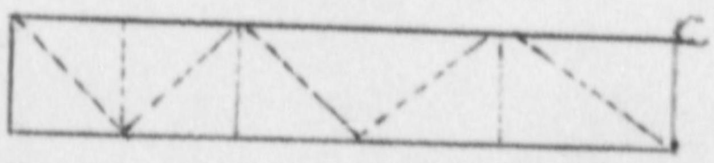

Fold over imaginary dotted lines, ~~[illegible]~~ into triangles

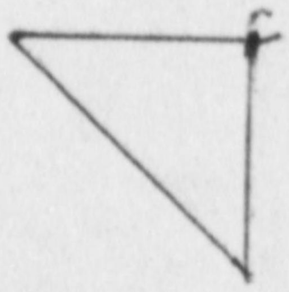

View after folding is complet

Incl #4

NATIONAL HOLIDAYS

1.	Jan 1	Ganjitsu	-	New Year's Day
2.	Jan 15	Seijin-no-hi	-	Adult's Day
3.	Around Mar 29	Shumbun-no-hi	-	Vernal Equinox Day
4.	Apr 29	Tenno-tanjo-bi	-	Emperor's Birthday
5.	May 3	Kempo-Kinen-bi	-	Constitution (Anniversary) Day
6.	May 5	Kodomo-no-hi	-	Children's Day
7.	Around Sep 23	Shubun-no-hi	-	Autumnal Equinox Day
8.	Nov 3	Bunka-no-hi	-	Culture Day
9.	Nov 23	Kinro-Kansha-no-hi	-	Labor (Thanksgiving) Day

Note; This is according to Law No. 178 promulgated in July, 1948.

Incl #5

(Mr. Sugaura + Mr. Kubo)

1. When to display and time:

Answer: <u>when to display nationwidely</u>:

1. National holidays, public holidays, and other days when an important celebration or sacred rite is held for the state or the Imperial Family. (Imperial Ordinance NO. 19, 1911)
2. During the Imperial Mourning.
(Cabinet Ordinance NO. 1, 30 July 1911)

References: National and public holidays (Before the war)

	1	January 3	Genshi Sai	The Emperor's day of thought + thanks to ancestors.
	2	January 5	Shinnen-Enkai	Beginning of New Year for work.
*	3	February 11	Kigen Setsu	Memorial day for Emp. Jimmu.
*	4	April 3	Jimmu Tennō Sai	Death of Emp. Jimmu.
*	5	April 29	Tenchō Setsu	Present Emp. birthday.
*	6	~~May 5~~	~~Kodomoki~~	~~Childrens day~~
	7	October 17	Kanname Sai	Thank God for crops.
*	8	November 3	Meiji Setsu	Memorial day for Emp. Meiji
	9	November 23	Niiname Sai	New crop of Rice
	10	December 25	Taishō Tennō Sai	Memorial day for Emp. Taisho.
*	11	Mar 23 (approx)	Vernal equinox	Springtime worship of imperial ancestors
*	12	Sept 23 (approx)	Autumnal equinox	Autumn worship of imperial ancestors.

(* presently exist)

<u>When to display in schools or other organizations except when to display nationwidely</u>:

1. Entrance Day (in schools)
2. Commencement Day (")
3. Inaugural meeting day (in organization)
4. Anniversary day

1. National holidays, public holidays, and other days when an important celebration or sacred rite is held for the state or the Imperial Family. (Imperial Ordinance NO. 19, 1911)

2. During the Imperial Mourning.
(Cabinet Ordinance NO. 1, 30 July 1911)

References: National and public holidays (Before the war)

	1	January 3	Genshi Sai	The Emperor's day of thought + thanks to ancestors
	2	January 5	Shinnen-Enkai	Beginning of New Year for work.
*	3	February 11	Kigen Setsu	Memorial day for Emp. Jimmu.
*	4	April 3	Jimmu Tennō Sai	Death of Emp. Jimmu.
*	5	April 29	Tenchō Setsu	Present Emp. birthday.
*	~~6~~	~~May 5~~	~~Kodomoki~~	~~Children's day~~
	7	October 17	Kanname Sai	Thank God for crops.
*	8	November 3	Meiji Setsu	Memorial day for Emp. Meiji
	9	November 23	Niiname Sai	New crop of Rice
	10	December 25	Taishō Tennō Sai	Memorial day for Emp. Taisho.
*	11	Mar 23 (approx)	Vernal equinox	Springtime worship of imperial ancestors
*	12	~~Sept~~ 23 (approx)	Autumnal equinox	Autumn worship of imperial ancestors.

(* presently exist)

<u>When to display in schools or other organizations except when to display nationwidely:</u>

1. Entrance Day (in schools)
2. Commencement Day (")
3. Inaugural meeting day (in organization)
4. Anniversary day

<u>Time</u>: From sunrise till sunset.

Note: During the time from May, 1872, till December, 1877.

?

2. Standard Size :

a.

1. Big size

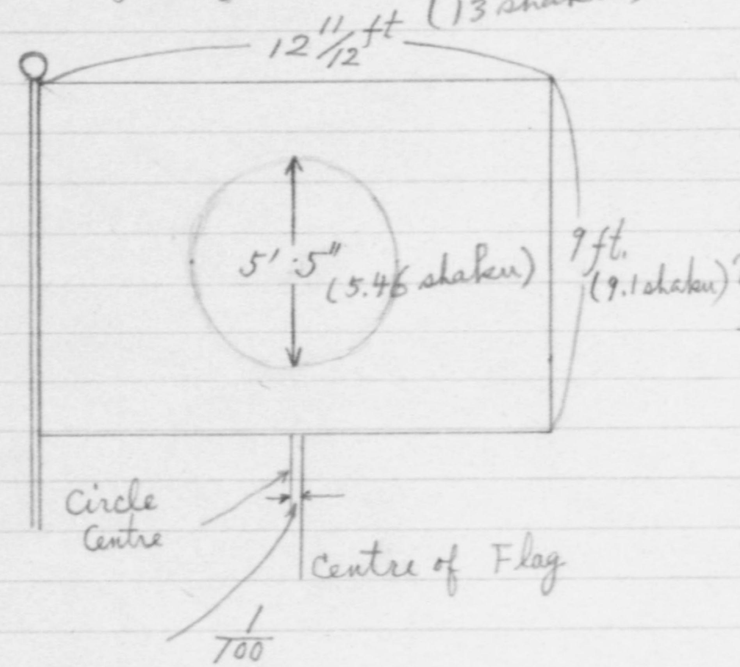

Ratio

Horizontal L: 10
Vertical W: 7
D. $7 \times \frac{3}{5}$

2. Medium size

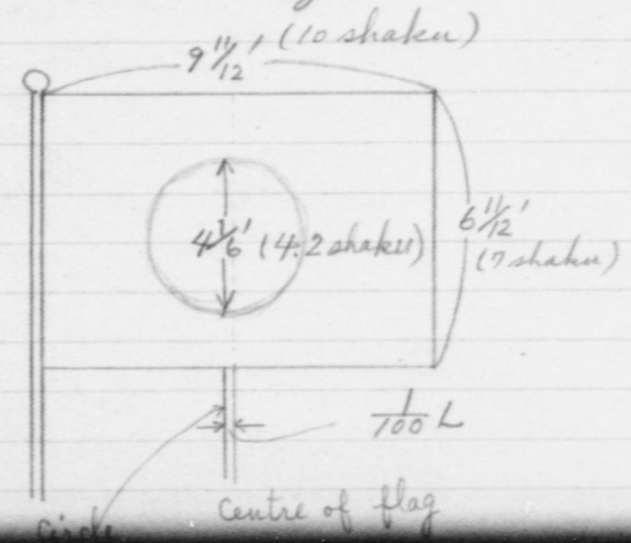

Ratio

L : 10
W : 7
D : $7 \times \frac{3}{5}$

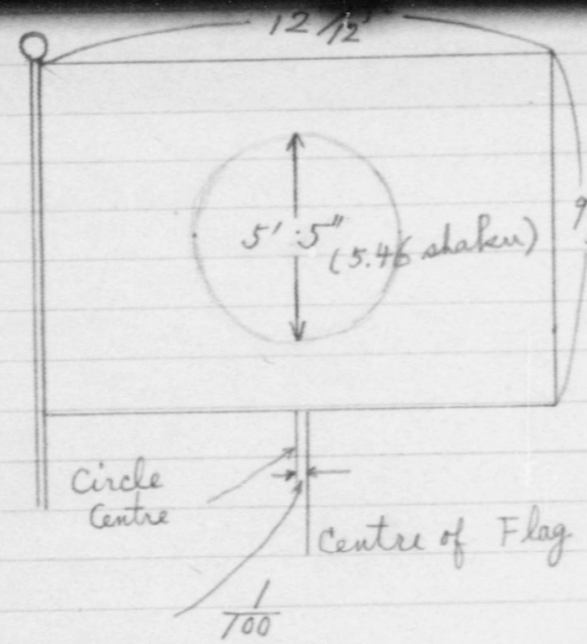

Ratio

Horizontal L: 10
Vertical W: 7
D. $7 \times \frac{3}{5}$

2. Medium size

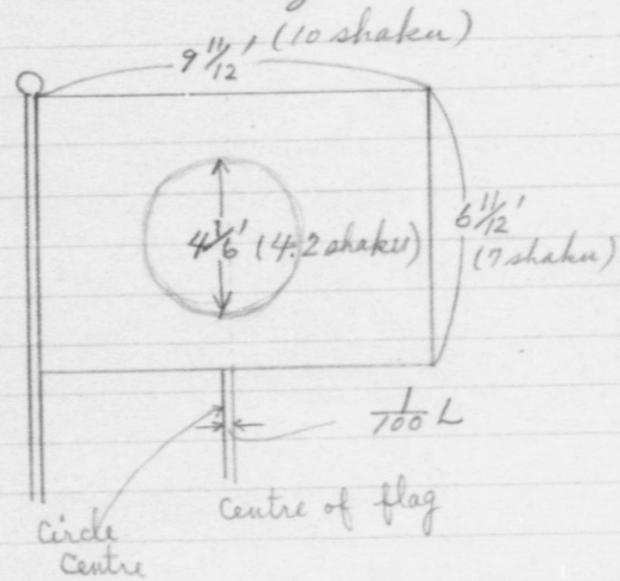

Ratio

L: 10
W: 7
D: $7 \times \frac{3}{5}$

3. Small size

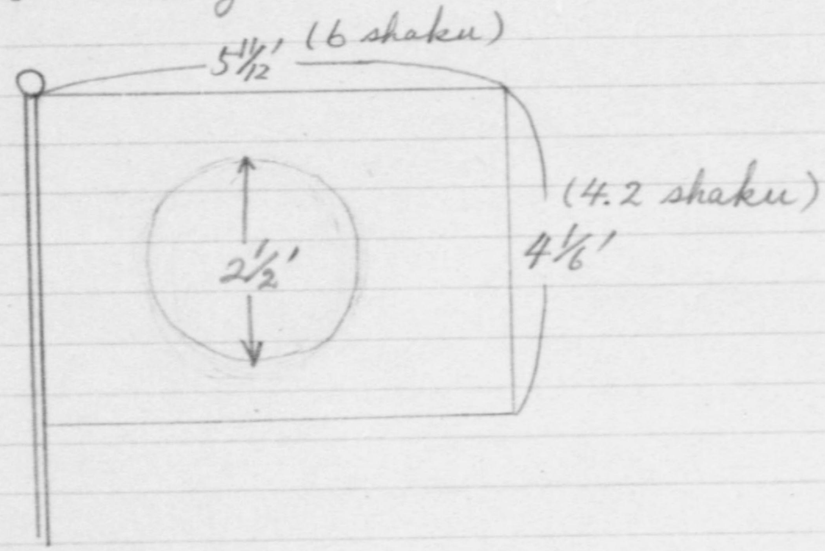

Ratio

L : 10
W : 7
D : 7 3/5

b. Storm flag (None)

C. Others

According to the Governmental Ordinance #651, Oct 3, 1870, the ratio of width (vertical) to length (horizontal) was 2 to 3. As mentioned above, two kinds of size have been being used, and thereupon people have been disputing for a long time.

Use of 3 flags :

(1) Big size for celebration
(2) Small size In all other cases than described (1).

On November 2, 1947, the national flag was flown for the first time after the war ended, by the letter

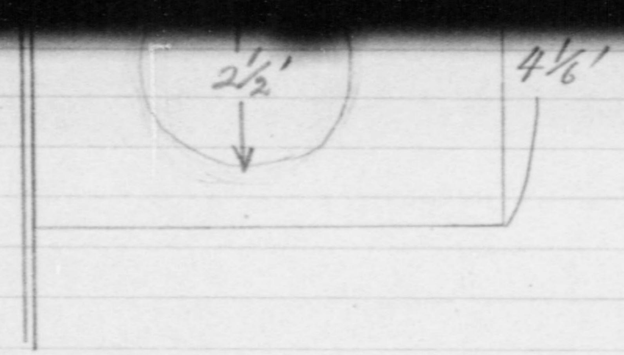

L : 10
W : 7
D : 7 3/5

b. Storm flag (None)

C. Others

According to the Governmental Ordinance #651, Oct 3, 1870, the ratio of width (vertical) to length (horizontal) was 2 to 3. As mentioned above, two kinds of size have been being used, and thereupon people have been disputing for a long time.

Use of 3 flags :

(1) Big size for celebration
(2) Small size In all other cases than described (1).

On November 2, 1947, the national flag was flown for the first time after the war ended, by the letter from Gen. Mac Arthur. The flag flown on the roof of the Imperial Household Office building was measured as below.

Length (Horizontal) 9 shaku
Width (Vertical) 6.3 shaku.

3. What is the ceremony presently by the Japanese?

(a) 1. Ceremonies held on public holidays
2. Ceremonies held for the hoist of the national flag, such as a ceremony held by the Jap. Boy Scout.

(b) What is the ceremony in the past?
Same as (a)

Ref.: Navy Ceremony Regulation Article #56

General ceremonies are not based on any regulations but on customs.

(c)
1. In the past — Military men: Raise one's hand (salute)
General people: Lower one's head.
2. at present — None (No regulations)

(d) Folding & Care

Folded: Lgended on size of the flag

Notes: 1. Not flown after the sunset
2. Not flown in rainy or snowy weather.
3. Paying a respect to the flag, we tried not to make it dirty, damaged, or a wrapper.
4. Always kept clean and carefully preserved.
5. When one insulted a foreign flag, he was strictly punished

such as a ceremony held by the Gap, Boy Scout.

(b) What is the ceremony in the past ?
Same as (a)

Ref. : Navy Ceremony Regulation article # 56

General ceremonies are not based on any regulations but on customs.

(c)
1. In the past — Military men : Raise one's hand (salute)
General people : Lower one's head.
2. at present — None (No regulations)

(d) Folding & Care

Folded: Lengended a size of the flag

Notes : 1. Not flown after the sunset
2. Not flown in rainy or snowy weather.
3. Paying a respect to the flag, we tried not to make it dirty, damaged, or a wrapper.
4. Always kept clean and carefully preserved.
5. When one insulted a foreign flag, he was strictly punished

Method of Hoist

Shown on the attached paper

1. One flag.

Erected by the right pole of the gate.
(Right from the inside)

2. Two flags

Erected separatedly on each side or crossed.
Right flag is outside and left one inside.

(Recommendation)

The Manner and salutation at the time of raising and lowering the flag.

The following actions should be taken at the time of raising and lowering flag during the specified hours (0700 and 1500 hours).

1. The Commander of the day forwards on the point of the raising stand (post), accompanying with two guards and perform the raising of flag according to the following manner.

   a. According to the command by the commander "KOKKI KEIYO or KOKA" — "HAJIME" (Raising or lowering the flag — commence) one of the soldiers attending for raising the flag turns toward his right and forward two steps. He then ties the flag to the rope incooperation with the other soldier who has been holding the flag. Then raise or lower the flag slowly.
   In case, the bugler may blow his bugle, in such occasion, the raising speed should be agree with the bugle melody. It means that the flag must be on the top or the bottom of the post as he finishes the bugle blowing.
   The flag holder should be turned toward his left and holds the flag which should not be touched on the ground.
   The commander of the day must give "attention" on the flag and salute during the time of raising and lowering the flag.

The position should be occupied by the personnel concerned in raising and lowering the flag are as below:

7 At the time of raising or lowering the flag, the Unit personnel should salute in the following manner.

a. The Commander of the day must salute in specified manner.

b. In case of lowering the flag, the guards, on and off duties should assemble in the compound and make their individual salute at the same time of lowering flag.

c. The Unit members, at the time of raising or lowering the flag, they must stop immediately upon blowing the bugle and make their salute toward the direction of the flag stand. In case there may be no blowing, it would be limited to the personnel who discover the performance.

d. All personnel with the exception of men who have performed of dangerous duty under the unit order, must stop their duties, and stand in the position during the bugle and able to continue their work after the blowing have finished.

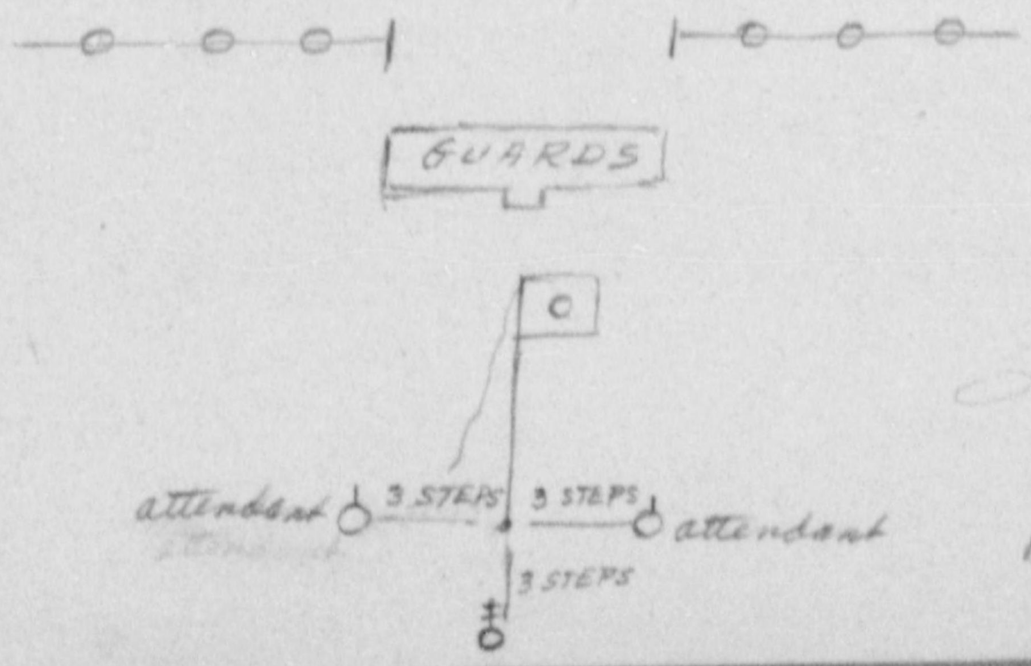

Flag Bearer

Co of honor guard

3. The flag should be folded as follows:

At first to be folded into four

Then to be folded as following diagram

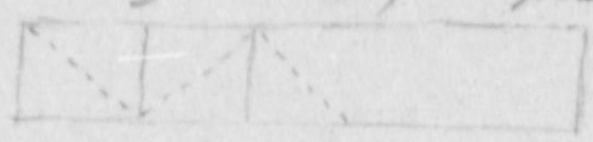

Finally ready to carry.



At the time of carrying flag, it should be carried in the right side under the following formation toward the flag post

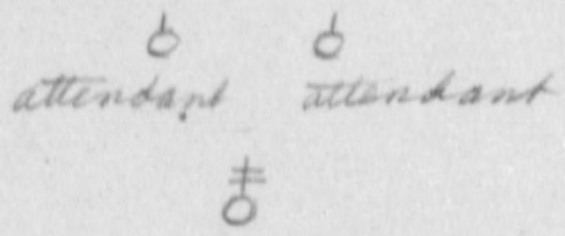

~~P2~~ #12

2, 7 feet

13 shabu = 12.9246 ft

9.1 shabu = 9.04722 ft

10 shabu = 9.942 ft.

7 shabu = 6.9594 ft.

6 shabu = 5.9652 ft.

4.2 shabu = 4.17564 ft

5.46 shabu = 5.428332 ft.

4.2 shabu = 4.175642 ft

2.52 shabu = 2.505384 ft

Question sheet

1. 掲揚の時と時間

2 旗の標準寸法

a. 縦横の標準寸法

b.

c. 其の他の任意の寸法

3. a. 現在日本人に依り行われる儀式とは何か?

b. 過去の儀式とは何であつたか?

c. 現在及過去に於りて日本人は国旗に対し如何なる敬礼をなしたか?

d. 以前は如何なれりて旗をたゝみ、注意を払つたか

4. 次の事を研究せよ。

此の中で述べた問題に対する注解を揃え、且それに関する規則及條令のリストを用意せよ

Answer sheet #1

国旗掲揚に関する質問に対する答解

1、掲揚の日と時間

答、a、掲揚の日時

国家の場合

休日と定められた祭日及祝日其の他國家又は皇室に重要なる祝祭の典ある場合

即ち、① 國の祭日　祝日

② 國又は皇室の重要なる祝祭日

（大正元年勅令才19号）

大喪中の掲揚

（大正元年7月30日閣令才一）

参考（祝祭日）但し始政迄

1、元始祭　1月3日　× 7、明治節　11月3日

2、新年宴会　1月5日　× 8、新嘗祭　11月23日

× 3、紀元節　2月11日　9、大正天皇祭　12月25日

× 4、神武天皇祭　4月3日　× 10、春季皇霊祭　春分日

× 5、天長節　4月29日　× 11、秋季皇霊祭　秋分日

6、神嘗祭　10月17日

學校、団体

国家の場合の外

1、入校式　3、登会式

2、卒業式　4、記念日

b、掲揚の時間　日出から日没迄

明治3年10月3日　太政官布告才651号

海外の国旗掲揚規則

但し官庁の国旗掲揚は開港場所々在の諸庁にては祝日平日を問はず国旗を掲げた（明治5年3月太政官達）

後平日は廃止した（明治10年12月太政官達）

answer sheet #0

2. 旗の標準寸法

a. 征夷の標準寸法　（明治3年正月27日　太政官布告57号）

1、大旗

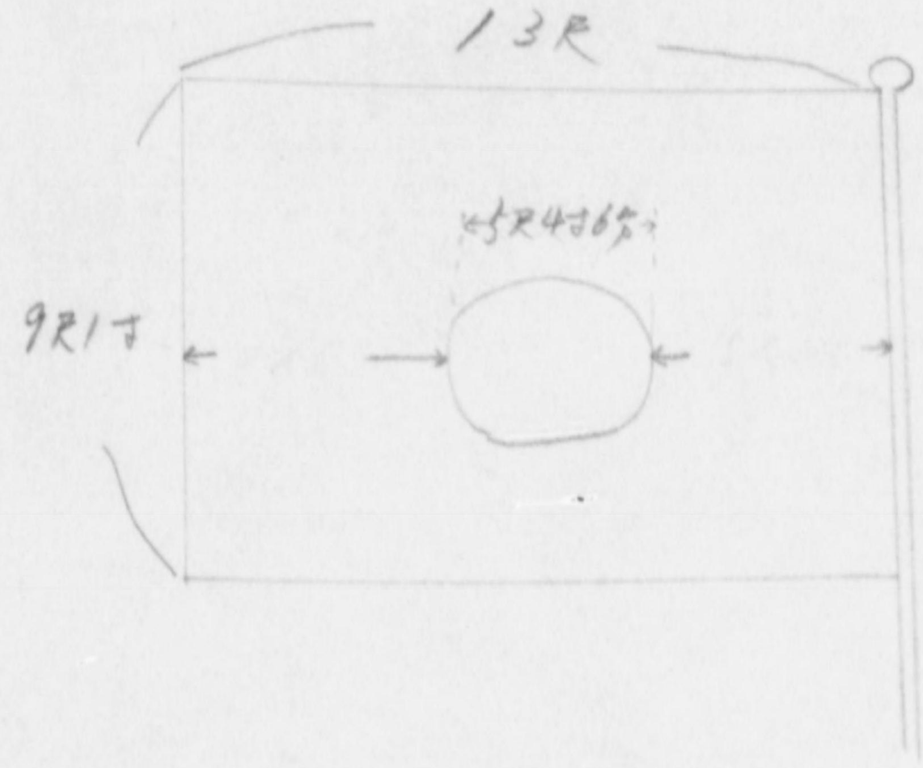

比率

横　7

縦　10.

日丸　縦の $\frac{3}{5}$

日丸中心

旗面中心より

$\frac{1}{100}$ 竿による

2. 中旗

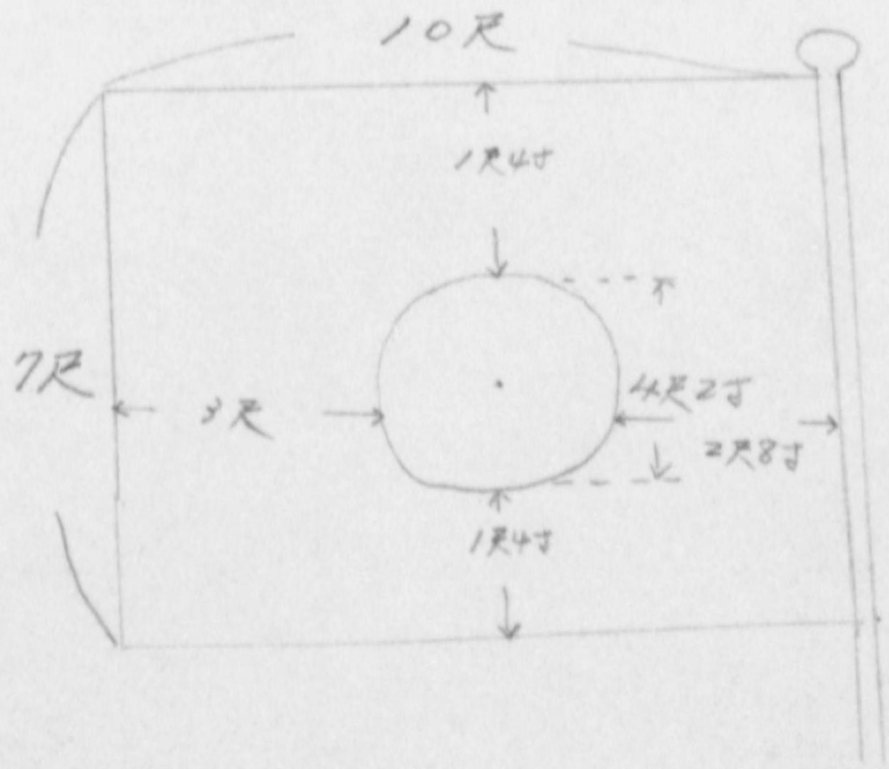

縦　7尺

横　10尺

日丸直径　4尺2寸

中心点　竿の方に $\frac{1}{100}$ 寄り（余白　流れ　3尺　，竿の方　2尺8寸）

上下　1尺4寸

〔注〕中旗は大旗の半分（$\frac{1}{2}$）.

3. 小旗

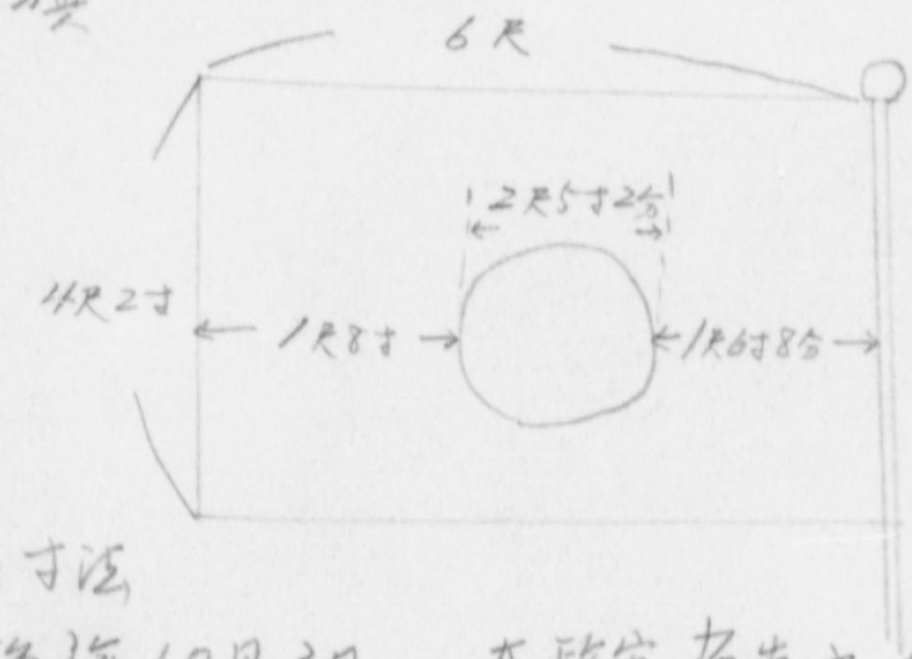

C 其の他任意の寸法

明治3年10月3日　太政官布告第651号

海軍の國章諸旗章

縱 2、
横 3 } の比率

以上の通り旗の寸法に関し2様あり最近迄満率されてゐるが外國は多く縱2、横3の比率を使ってゐる

大旗 中旗、小旗の使用は

1. 大旗　祝日

2. 小旗　平日

昭和22年1月2日マ元帥書簡により國旗を返納され國会議事堂、首相官邸、宮城の連絡に国旗掲揚を許された

此の時宮城宮内庁官庁上の旗は

縱 6尺3寸
横 9尺

3. ⓐ 現在日本人に依り行われる儀式とは何か.

1. 國の祝日 に行ふ儀式

2. 掲揚儀式　　ボーイスカートの行ふ儀式

ⓑ 過去の儀式とは何んであつたか

1. 國の祝祭日 に行ふ儀式

2. 掲揚儀式　　掲揚塔に掲げる 學校 団体の行ふ祝祭日の儀式は特に規定なく慣習に從の行つてゐた

(参考) 海軍礼式令 56條　　軍艦旗 掲揚降下の儀式.

一般の儀式は規定に依らず多く慣習による

C. 現在及過去に於いて 日本人 は國旗に対し如何なる敬礼をなしたか,

1. 過去　　軍人 ---- 挙手の礼

一般人 ---- 脱帽 最敬礼

2 現在　　敬礼されてゐない

ⓓ 規則 條令なし

d 以前は如何にして旗を畳み 注意を払つたか

畳方…八折 若しくは4折

注意事項 1. 日没后は掲揚しない

2. 雨雪天は 〃

3. 國旗の尊厳を守るため 破損汚染 踏む 入物にはしない

4. 常に清潔にし大切に保管した

5 外國旗に対し侮辱を加えた時は罰せられた

(旧刑法第11編4章92條)

縦棒の國旗掲揚法

門柱に掲揚し

1本の時は門内から見て右(外側から見た時は左)側に直立して立てた

2本の時は両側に1本宛か又は交叉をした

交叉の時は門内から見て右側の旗を外側にした

(國)旗掲揚降下に於ける要領及敬礼

定時に(7時、15時)に於て國旗を掲(降下)する場合は左の如く行ふ可し

① 日直指揮官以新兵2名を指揮して掲揚台(柱)に至り ~~別に定むる要領~~ 次の要領に依て國旗の掲揚を行ふ

② 國旗の掲(降)下する時は隊員は次の敬礼をなすこと

a. 日直指揮官は所定の敬礼をなす

b 降下の場合は上下番衛兵は門内廣場に集合し國旗の降下と同時に各個の敬礼をなす

c 隊員國旗の掲降下に際しては其の ~~号音~~ 喇叭吹奏に依りより直に停止し其の方向に向って停止し敬礼をなす

但し ~~号音~~ 喇叭吹奏なき場合は之を発見せるもののみ停止し敬礼をなす

d 隊規に依る特定の危険勤務に服しあるものは之は絶えず ~~号音~~ 喇叭吹奏中は停止 起立し吹奏終つて後行動する

a. 指揮官の(國旗掲(降)下)(始め)の号令に依って

○ロープ操作兵は(左向きとなり2歩前進し)國旗を係留せる兵と共同し之をロープに結び之を静かに掲(降)下する

号音吹奏する場合は其の終りに於て尖端(下端)に達する様し(喇叭吹奏に合せて掲(降下)する

○國旗保持兵は(左向けをなして2歩前進し)國旗を地面に接せざる様に保持します

○日直指揮官は國旗掲(降)下は之に注目し敬礼を行ふ

○掲(降)下の場合の関係位置下図の如し

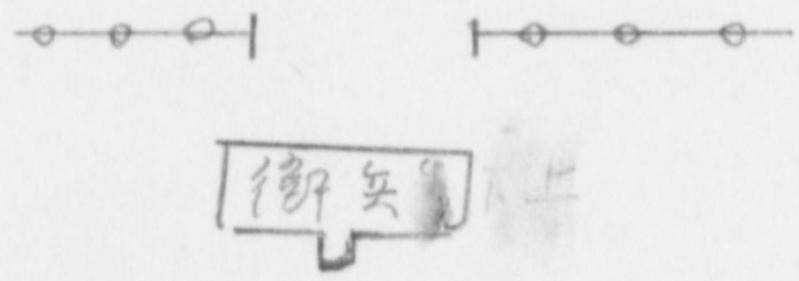

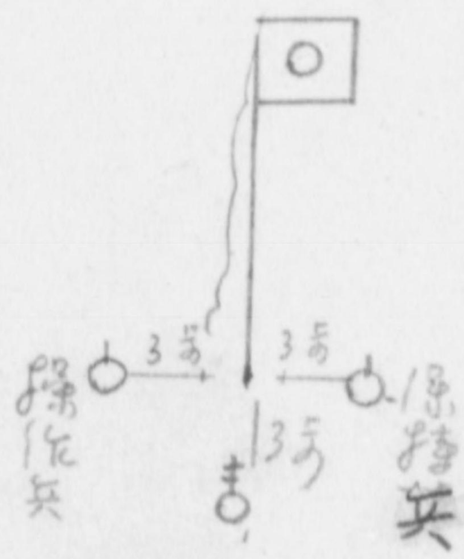

③ 国旗の塔行及畳み方は次の如くなすべし

最初 七つ折にし

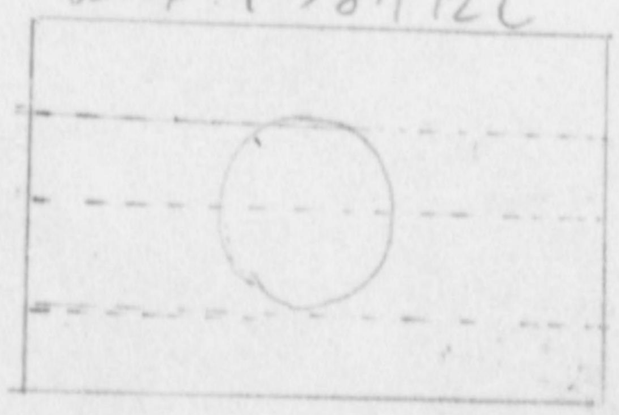

次に下図の如くし折り返し



次の如くなし塔行する

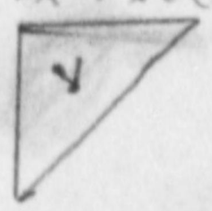

塔行する場合右わきにまと保持し次の如き隊形で
場場合に至る

Lt Col Moore
Pers

GENERAL GROUP HEADQUARTERS
NATIONAL POLICE RESERVE
Etchujima, Fukagawa, Koto-ku, Tokyo

NPR Regulation No. 100-12 28 December 1951

NPR Regulation governing the Branch Classification of Police Officials of the National Police Reserve shall be established as follows by order of the Director General of the National Police Reserve.

Hayashi Keizo

HAYASHI, Keizo
Senior Superintendent
Chief, General Group

NPR REGULATION GOVERNING THE BRANCH CLASSIFICATION OF POLICE OFFICIALS

ARTICLE 1. Classification of Services: The services of the National Police Reserve shall be in the following categories:

a. General Services

b. Technical Services

c. Administrative Services

ARTICLE 2. Classification of Branches: The services indicated in the preceding Article shall be divided into the following branches.

a. General Services:

(1) Ordinary -

(2) Special -

b. Technical Services:

(1) Medical (including doctors, dentists, veterinarians, pharmacists, and medical sanitation)

(2) Engineer

(3) Stores

(4) Weapons Maintenance

(5) Communications

(6) Chemical

(7) Transportation

c. Administrative Services:

(1) General Affairs (including postal and band)

(2) Finance

(3) Judge Advocate

(4) Safety

ARTICLE 3. Assignment of Branch and/or Service: The appointing authority must assign all police officials ranked Superintendent I Class and under to one of the branch of services indicated in the preceding two Articles.

ARTICLE 4. Reassignment of Branch and/or Service: The appointing authority may, when deemed necessary by considering the unit organization, strength, ability and aptitude of the police official, change the assignment of branch and/or service of the police official.

ARTICLE 5. The police official may submit a request for the reassignment of branch and/or service to the appointing authority when cogent reasons exist.

2. When the appointing authority considers the request reasonable, he may change the assignment of branch and/or service by taking the unit organization and existing strength into consideration.

ARTICLE 6. All NFR police officials will be assigned to duties in accordance with their branch of service assignment. However, in emergencies, personnel of any branch of service may be detailed to perform duties of any branch of service.

Supplementary Provision:

This regulation will be enforced as from 21 December 1951.

END

DISTRIBUTION: "A"

/ns

Lt. Col Moore

GENERAL GROUP HEADQUARTERS
NATIONAL POLICE RESERVE
Etchujima, Fukagawa, Koto-ku, Tokyo

NPR Regulation No. 90-2 26 December 1951

Regulation for Management of NPR Electric Installations will be fixed as follows by order of Director General, NPR Headquarters.

Keizo Hayashi

HAYASHI, KEIZO
Senior Superintendent
Chief, General Group

REGULATION FOR MANAGEMENT OF NPR ELECTRIC INSTALLATIONS

CONTENTS

Article 1. Purpose.
Article 2. Classification of Installations.
Article 3. Definition of Terminology.
Article 4. Establishment and Alteration of Electric Installations.
Article 5. Reports on the State of Installations.
Article 6. Contract of Power Supply.
Article 7. Qualifications for Chief Operators.
Article 8. Appointment of Operation Staff.
Article 9. Report on the Appointment or Release of a Chief Operator.
Article 10. Duties of Chief Operator.
Article 11. Operator's Duty.
Article 12. Technical Guide.
Article 13. Items to be remembered by Operation Staff.
Article 14. Maintenance and Control of Equipment.
Article 15. Records.
Article 16. The Accident Report.
Article 17. Reserve Power Source.

ARTICLE 1. Purpose: This regulation provides necessary instructions for electric facilities of NPR (installations for communications are excepted) for the proper management of the electric installation, prevention of accidents and fire hazards and economical use of power.

ARTICLE 2. Classification of installations: Classification of electric installations of NPR are as follows; Class A Electric installations; Electric installations of low tension current (less than 750 V.D.C. or 300 V.A.C.) or of high tension current (exceeding the limits of low tension current, yet not exceeding 7,000V.) of less than 100 KW. Class B Electric installations: Electric installations not include in Class A. They are subclassified as follows;

(a) High tension current installations of less than 500 KW.

(b) Electric installations of less than 25,000 volt and of less than 500 KW but not included in group (a).

(c) Electric installations of less than 25,000 volt but not included in group (a) or (b).

(d) Electric installation of over 25,000 volt.

ARTICLE 3. Definition of Terminology: Definitions of terminology in this regulation are as follows; Chief Operator are the competent personnel in charge of electric installations in each camp. Operators are the personnel who operate electric installations in each Camp. Operation Staff means the Chief and ordinary operators operating electric installations in each camp.

ARTICLE 4. Construction and Alteration of Electric Installations: In case Construction or alteration of an electric installation is required by the NPR, the directing officer for the construction shall submit an application or notice to the government agencies concerned in accordance with the regulations provided in Chapters 2 and 9 of the Private Electric Structure Installation Regulation (shall be abbreviated as Private Electric Regulation hereafter), (Ordinance No. 56 of the Communication Ministry issued in November 1932.) and shall submit two copies to Chief of Region or Chief of G. G. for the camp which is under the direct jurisdiction of GGHQ, or Chief of S.G. for the Camps which are under the direct jurisdiction of S.G. Hq). One copy will be forwarded to Chief of GG.

ARTICLE 5. Reports on the State of the Installation: The Camp Commander shall draw up the Report on State of Power Receiving (Incl No. 1.), the Report on State of Power Consumption (Incl No. 2) and the Report on Present state of Electric Installation (Incl No. 3), on the date of the last day of December in accordance with Article 41 of Private Electric Regulation, and shall submit these reports to the Chief of Trade and Industry Bureau concerned before the last day of Feburary of next year, and shall bubmit simultaneously two copies of these reports to Chief of G.G.

ARTICLE 6. Contract for Power Supply: When the Camp Commander makes a new contract with the electric power supplier for supply of electric power or alters the items of contract, he shall submit two copies of this contract to Chief of Region. The Chief of Region shall submit one copy to Chief of G.G.

ARTICLE 7. Qualification for Chief Operator: The Chief Operator shall, according to the following classifications, have qualification for chief engineer under the Examination Regulation for the Licence of Chief Engineers in Electric Works (Ordinance No. 54 of the Communication Ministry issued 21 November 1932).

Grade 1. Installations under Class A and (a) of class B in Article 2 shall be operated by personnel approved by the camp commander to have appropriate knowledge and experience concerning electrical engineering.

Grade 2. Installations under (b) and (c) of class B in Article 2 shall be operated by personnel who have 3rd class Chief Engineer or higher class certificates.

Grade 3. Installations under (d) of Class B in Article 2 shall be operated by personnel who have 2nd class Chief Engineer or higher certificates.

ARTICLE 8. Appointment of Operation Staff: The camp commander shall appoint the chief operator, selected from the members not lower than Sergeant, and with qualifications stated in article 2. The camp commander shall appoint operators selected from the members with knowledge and experience concerning electrical engineering. Number of operators is regulated as follows, however, it can be increased or reduced or they can concurrently hold additional duties in the same camp as long as the operation is not hindered by the conditions of the installation and the load.

a. Not less than three for installations stated under class A of Article 2.

b. Not less than five for installations stated under (a) in class B of Article 2.

c. Not less than seven for installations stated under (b), (c) and (d) in class B of Article 2.

ARTICLE 9. Report on the Appointment or Release of a Chief Operator:

1. The camp commander shall, at the time of appointment or release of the chief operator, report to chief of Region. (Engineer Form No. 15).

2. The Chief of Region shall, on receiving the report mentioned in the preceeding clause, report to Chief of General Group.

ARTICLE 10. Duties of Chief Operator: The Chief Operator shall command the operators in order to conduct safe and efficient operation and management of the electric installations and at the same time he is responsible for the following:

1. Professional education of his operators.

2. Preparation and custody of various reports and records related to the electric installations.

3. Guidance of the general members concerning the management of the electric installations, and the economical use of electric power.

4. Management of tools, parts and expendables necessary for maintenance and repair of electric installations.

5. Negotiations with the government officers concerned and electric power companies on request for the allotment of electric power, request for the increase of the alloted electric power, request for special status like police, fire and telephone and examination into electric power charges).

6. Preparations for the lighting of areas at the outbreak of a fire or in case of other emergencies.

ARTICLE 11. Duty of the operators: Operators shall discharge their duty under the directorship of the chief operator and engage in a safe and efficient operation of electric installations.

2. Duty will be performed in shifts. Operators coming on duty must know the actual conditions of the electric installations and of the supply and distribution of power at the transfer time. Operators leaving duty must inform their relief of any unusual occurances which happened during their hours of service and any other necessary matters.

ARTICLE 12. Technical guide: The technical guide necessary for managing electric installations is preseribed in "Technical Manual-Electrical" in a separate sheet.

ARTICLE 13. Items to be remembered by Operation Staff: Operators must bear in mind that their negligence or faults in the management of electric installations will bring about serious results including harm to life, danger from fire and etc. On this account, they should pay due attention to the following items:

1. To be carefull and prudent always.
Accidents originate from panic, confusion, fatigue and etc. and care must be taken in the operation of electric installations to insure personnel have sufficient sleep, and freedom from physical or mental fatigue. Duty should be performed calmly and cooly in case of emergencies.

2. To acquire a proper knowledge of electricity and electric installations in the Camp. There is no need to fear electricity, but it must be realized that handling it too carelessly will be the cause of serious accident. They must be familiar with the structure, arrangement and management of the electric installations in the Camp.

3. To be always properly dressed.
Working cap, working clothes, gloves and shoes should always be properly worn, and buttoned throughout. In summer one should be completely covered and wear shoes for safety reasons. Failing to wear shoes increases severity of electric shock so that a minor shock may become fatal.

4. To observe the following precautions at work.
All persons engaged in work should be made to fully understand the purpose, order and method of the work, so that they may work in the same manner. One worker must not independently execute his work. Where two persons or more engage in one operation. One of them will operate in accordance with the order, and the others will watch whether or not there are any mistakes in the order and the method of the operation thereof.

5. To have a knowledge of first-aid measure for treatment of electric-shock. In case one falls unconscious due to electric shock, artificial respiration shall be applied for more than two hours or until the doctor arrives, even if it appears that there is no prospect of recovery.

ARTICLE 14. Maintainance and control of equipment: In order to keep electric equipment effective and carry out this function safely and efficiently, the camp commander shall make the operation staff take necessary measures for the proper maintenance and proper wiring of the equipment and also make the chief operator enforce each of the following items.

1. Periodical Examination: The electric equipment established within the building shall be examined periodically, once a year, or oftener to measure the insulation resistance and record it. In the measurement of insulation resistance, 100,500 or 1,000 volt meter respectively will be used in conformity with the voltage used in the circuit. The value should be more than that which is prescribed in article 159 of the Regulation Concerning Electric Construction (Ministry of Intersectional Trade and Industry Ordinance No. 76 of Dec 29 1949). In addition, the following points will be investigated:

(a) Checking whether or not there are any damages or loose bolts and connections in the electric installation.

(b) Checking whether or not there are any electric installation in dangerous conditions caused by the alteration of its use or the replacement of fixtures thereof.

(c) Checking whether or not there is any evidence of over-load or mis-using of electricity.

2. Preparation of wiring diagram and circuit connection diagram.

(a) Wiring diagram is drawn up as mentioned hereunder.

(1) Normally the scale, 1-100 is used. When it is necessary the scale 1-200 or 1-50 may be used.

(2) Explanations, such as structure, doorway, partitions of room, name of room, upstairs, down-stairs, dirt floor etc. are to be included. The construction of structures and floor area are to be specified.

(3) The following items are entered for electric installations. Symbols are used in accordance with the wiring symbol table, established by the Japanese Electric-technics committee.

a. Locations of service entrance, various types of meters, electricity receiving equipment, circuit breaker, switch boards, panels, receptacles, local switches, etc.

b. Locations and capacities of transformers, electric motors, electric heaters, phase-advancing condensers, main lighting instruments, X-Ray machines, emergency sources of electricity, transmission of electricity for communication installations, and other power equipment.

c. Line route, method of wiring, types and sizes of wire.

d. Location and method of grounding.

e. Checking points.

f. Vertical view of wire when installed in structure higher than two stories.

g. Other necessary items.

(b) Circuit connection diagram shows clearly the status of circuit connections of electricity-receiving installation (transformer substation), switchboards and other special electric apparatus.

3. Preparation of installation inventory. The installation inventory will be prepared to show the previous conditions and present status of main electric equipment that is the property of the NPR. Date of purchase, starting date of use name of makers, suppliers, rating, necessary specific characteristics, instructions for handling, parts repaired and dates of repairs, etc. are entered therein.

4. Management of tools, parts and expendables. Tools, parts and expendables necessary for the maintenance and minor repairs of electric installations, will be requisitioned, procured and stored so that they are available for ordinary repair and emergency use.

5. Economical use of electricity. Instructions for economical use of electricity will be given to all personnel. Operators will be required to pay attention to the efficiency and power-factor of various types of electric apparatus, and to make efforts to minimize the loss in circuit and in the load so that electric installations may be run efficiently.

ARTICLE 15. Records: The operator on duty will make entries in the duty-assignment roster and power supply diary in accordance with the following, always indicating the conditions of supply and distribution of power, loading and the record of the duty shift.

1. The Duty-Assignment Roster. Record of the duty shift will be made which will contain the following.

(a) The condition of supply distribution.

(b) Accidents and unusual conditions.

(c) Inspection matters and operations.

(d) Carrying-out, carrying-in, or removal of machines and tools.

(e) Repairs.

(f) The receipt and dispatch of messages and notification.

(g) Visitors and inspectors.

(h) Other necessary matters.

2. The diary of power supply. The conditions of the power equipment the quantity of power consumption, and the conditions of loading will be legibly recorded. The following should be measured every hour or in every 6 hours or in every 30 minutes on specific days when so directed.

(a) Voltage, current, indicating power, frequency, power factor, apparant power (according to calculation) and accumlated power of that received.

(b) The atmospheric temperature and the temperature of transformers.

(c) Actions of relays (time, name of lines, types of relays and causes of action) and power transmission (time).

(d) The maximum power in a day, and its time.

(e) Daily quantity of power.

(f) Other necessary matters.

According to the scale and characteritics of the equipment, recordings in the duty-assignment roster and the diary of distribution may be simplified, or they may be combined in a single book. In connection with the distribution diary, the chief operator should draw up a daily graphical chart of loading (Minimum requirement is, graphical chart of a day when the load was at the maximum in the month, and monthly average) for planning purposes.

ARTICLE 16. The Accident Report: On occurrences of accidents such as electrical shock, serious damages to equipment and accidents which are very unusual from the technical point of view of electrical engineering the Camp Commander should report it immediately to Chief of Region. (Engr Form No. 16) As soon as the detailed investigation is completed, a report including the following matters should be submitted.

(a) Location,

(b) Cause.

(c) Conditions of damage to personnel and equipment.

(d) An estimate of the damage.

(e) Measures taken for its restoration.

(f) Name, school career and the number of years of experience of the responsible person.

(g) Estimate for the repair of the equipment and measures necessary for the prevention of future accidents.

(h) Other reference matters.

2. If believed necessary, the Chief of Region shall report to Chief of General Group.

Article 17: Reserve power source: When there is a motor dynamo established as an emergency source of electricity, the operation staff is required to keep and control it with care, operate it regularly, and familarize themselves in its operation so that it may be used at once in case of emergency.

SUPPLEMENTARY PROVISION:

This regulation shall come into force as from 26 December 1951.

- END -

DISTRIBUTION : "C" plus five (5) copies to each camp.

/ns

REPORT ON STATE OF POWER RECEIVING

Date From:

Name of Proprietor of Electric Installations: NPR Camp Date To:

Actual Results of Power Receiving	Classification	Receiving Power							
		Ordinary	Cover	Special	Reserve	Total	Receiving Vtg.	Frequency	
	Capacity KW								
		Number of Days of Power Receiving	Number of Hours of Power Receiving	Quntity of Receiving Power KW	Maximum Indiating Power KW	Average Receiving Power KW		Remarks	
	Jan								
	Febn								
	Mar								
	Apr								
	May								
	Jun								
	Jul								
	Aug								
	Sep								
	Oct								
	Nov								
	Dec								
	Total or Average								

Name of Chief Operator

Incl #2

REPORT ON STATE OF POWER CONSUMPTION

Date From: _____

Name of Proprietor of Installation: NPR Camp Date To: _____

Quantity of Electric Power Consumpted

Classification	Light	Power	Total	Remarks
Jan				
Feb				
Mar				
Apr				
May				
Jun				
Jul				
Aug				
Sep				
Oct				
Nov				
Dec				
Total				

Name of Chief Operator

Incl #2

REPORT ON PRESENT STATE OF ELECTRIC INSTALLATIONS

Name of Proprietor of Installations: NPR. Camp Date:The Last Day of Dec

Classification		Number	Total Capacity	Remarks
Light				
Power	Motor			
	Heater			
	Other			
			Name of Chief Operator	

Notice: Main use of Power shall be Stated.

Incl #3

H. U. Moore

GENERAL GROUP HEADQUARTERS
NATIONAL POLICE RESERVE
Etchujima, Fukagawa, Koto-ku, Tokyo

NPR Regulation No. 20-4-1 21 December 1951

NPR Regulation for Partial Amendment to the NPR Regulation for the Security of NPR Classified Matter shall be established as follows by order of the Director General, NPR Headquarters.

for Hayashi

HAYASHI, Keizo
Senior Superintendent
Chief, General Group

NPR REGULATION FOR PARTIAL AMENDMENT TO
THE NPR REGULATION FOR THE SECURITY OF
NPR CLASSIFIED MATTER

NPR Regulation for the Security of NPR Classified Matter (NPR Regulation No. 20-4, dated 13 October 1951) shall be partially amended as follows: To Article 20 paragraph 1 shall be added the following proviso: "However, when red stamp is not available, the words may be indicated in other color than red. In any case, the words indicating the grade of classification must be clearly distinct from the text.

Supplementary Provision:

This Regulation will come into force as from 21 December 1951.

END

DISTRIBUTION: "A"

/ns

24

H. Ol Mond

GENERAL GROUP HEADQUARTERS
NATIONAL POLICE RESERVE
Etchujima, Fukagawa, Koto-ku, Tokyo

NPR GGHQ COMP No. 300 — 8 December 1951

SUBJECT: Transmittal of NPR Rule

TO : Chief, All Region Headquarters
Chief, Service Group
Commanding Officer, Cp Etchujima
Commandant, GG School Center

BY ORDER OF CHIEF OF GENERAL GROUP:

Yamazu Zen-e

YAMAZU, Zen-e
Superintendant First Class
Chief, General Affairs Section

Transmitted herewith, NPR Rule for Partial Amendments for the Rule for Detailed Organization of Unit Headquarters.

END

1 Incl:
NPR Rule No. 18, dated 3 Dec 51.

DISTRIBUTION: "C"

/ns

HEADQUARTERS
NATIONAL POLICE RESERVE
Etchujima, Fukagawa, Koto-ku, Tokyo

3 December 1951

NPR RULE NO. 18

The Rule for Partial Amendments for the Fule for Detailed Organization of Units Headquarters shall be established as follows:

MASUHARA, Keikichi
Director General of the
Headquarters of the
National Police Reserve

RULE FOR PARTIAL AMENDMENTS TO THE RULE FOR
DETAILED ORGANIZATION OF UNITS HEADQUARTERS

The Rule for Detailed Organization of Units Headquarters (NPR Rule No. 8 dated 5 April 1951) shall be amended as follows:

Next to Article 4 paragraph 1 shall be added the following proviso:

However, the Secretariat of General Group Headquarters shall dispose all-round affairs within the Headquarters under the direction of the Chief and the Deputy Chief of General Group, in addition to the affairs indicated above.

Article 17 shall be amended as follows:

Article 17. The Secretariat of General Group Headquarters shall have a Chief of Secretariat of General Group Headquarters, a Deputy Chief of Secretariat of General Group Headquarters, members of Staff and other necessary officers and policemen.

2. The Secretariat of Service Group Headquarters and Regional Headquarters shall have a Chief of Secretariat of Service Group Headquarters and of Secretariat of Regional Headquarters and other necessary officers and policeman.

3. The detailed organization and function of the Secretariat shall be prescribed by the Chief of General Group.

Article 18 shall be amended as follows:

Article 18. The Secretariat of General Group Headquarters shall be under the direction of the Chief of Secretariat of General Group Headquarters, who shall be responsible to the Chief of General Group.

2. The Secretariat of Service Group Headquarters and Regional Headquarters shall be under the direction of the Chief of Secretariat of Service Group Headquarters and of the Chief of Secretariat of Regional Headquarters, who shall be responsible to the Director of Staff Divisions and Sections.

Article 19 shall be amended as follows:

Article 19. The Chief of Secretariat of General Group Headquarters shall assist the Chief of General Group and the Deputy Chief of General Group and shall perform the following duties:

(1) Disposition of all-round affairs as may be required by the Chief of General Group or the Deputy Chief of General Group.

(2) Summarizing and maintenance of important documents.

(3) Disposition of internal administrative, clerical and miscellaneous affairs for the Chief of General Group and the Deputy Chief of General Group.

(4) Reception of persons visiting the Chief of General Group or the Deputy Chief of General Group on official business.

(5) Supervision of the staff message control within the General Group Headquarters.

(6) Such other matters as may be assigned by the Chief of General Group or the Depyty Chief of General Group.

2. The Chief of Secretariat of Service Group Headquarters and Regional Headquarters shall be charged with the affairs for the officers of the Chief, Deputy Chief and Director of Staff Divisions and Sections of the Service Group Headquarters and the Regional Headquarters, and shall perform the following duties:

(1) Disposition of internal administrative, clerical and miscellaneous affairs for the Chief, Deputy Chief and Director of Staff Divisions and Sections.

(2) Reception of persons visiting the Chief, Deputy Chief and the Director of Staff Divisions and Sections on official business.

(3) Supervision of the staff message control within the Headquarters.

(4) Such other matters as may be assigned by the Chief, Deputy Chief or Director of Divisions and Sections.

Supplementary Provision:

This Rule shall come into force as from 3 December 1951.

END

DISTRIBUTION: "C"

/ns

H. Edmond

GENERAL GROUP HEADQUARTERS
NATIONAL POLICE RESERVE
Etchujima, Fukagawa, Koto-ku, Tokyo

NPR REGULATION NO. 10-2-2

7 December 1951

The Regulation for Partial Amendments for the Regulation for Detailed Organization of Units Headquarters shall be established as follows:

Hayashi Keizo

HAYASHI, Keizo
Senior Superintendent
Chief, General Group

REGULATION FOR PARTIAL AMENDMENTS TO
REGULATION FOR DETAILED ORGANIZATION
OF UNIT HEADQUARTERS

The Regulation for Detailed Organization of Units Headquarters (NPR Regulation No. 10-2 dated 24 August 1951 shall be amended as follows:

Next to paragraph 1 of Article 14 shall added the following proviso:

However, the Secretariat of General Group Headquarters shall dispose all-round affairs within the Headquarters under the direction of the Chief and the Deputy Chief of General Group in addition to the affairs indicated above.

Article 27 shall be amended as follows:

Article 27. The Secretariat of General Group Headquarters shall have a Chief of Secretariat of General Group Headquarters, a Deputy Chief of Secretariat of General Group Headquarters members of Staff and other necessary officers and police officials.

2. The Secretariat of Service Group Headquarters and Regional Headquarters shall have a Chief of Secretariat of Service Group Headquarters and of Secretariat of Regional Headquarters and other necessary officers and police officials.

Article 28 shall be amended as follows:

Article 28. The Secretariat of General Group Headquarters shall be under the direction of the Chief of Secretariat of General Group Headquarters, who shall be responsible to the Chief of General Group.

2. The Secretariat of Service Group Headquarters and Regional Headquarters shall have a Chief of Secretariat of Service Group Headquarters and of Secretariat of Regional Headquarters and other necessary officers and police officials.

Next to Article 28 shall be added following two Articles:

22

Article 28-(2). The Deputy Chief of Secretariat of General Group Headquarters shall assist the Chief of Secretariat of General Group Headquarters and he shall perform his duties instead of the Chief of Secretariat of General Group.

Article 28-(3). Staff officers shall command the subordinate according to the order of his chief and shall be responsible for the matters in his charge to the Chief of Secretariat of General Group Headquarters.

Article 29 shall be amended as follows:

Article 29. The Chief of Secretariat of General Group Headquarters shall assist the Chief of General Group and the Deputy Chief of General Group and shall perform the following duties:

(1) Disposition of all around affairs as may be required by the Chief of General Group and the Deputy Chief of General Group.

(2) Summarizing and maintenance of important documents.

(3) Disposition of internal administrative, clerical and miscellaneous affairs for the Chief of General Group and the Deputy Chief of General Group.

(4) Reception of persons visiting the Chief of General Group or the Deputy Chief of General Group on official business.

(5) Supervision of the staff message control within the General Group Headquarters.

(6) Such other matters as may be assigned by the Chief of General Group or the Deputy Chief of General Group.

2. The Chief of Secretariat of Service Group Headquarters and Regional Headquarters shall be charged with the affairs for the officers of the Chief, Deputy Chief and Director of Staff Divisions and Sections of the Service Group Headquarters and the Regional Headquarters and shall perform the following duties:

(1) Disposition of internal administrative, clerical and miscellaneous affairs for the Chief, Deputy Chief and Director of Staff Divisions and Sections.

(2) Reception of persons visiting the Chief, Deputy Chief and the Director of Staff Divisions and Sections on official business.

(3) Supervision of the staff message control within the Headquarters.

(4) Such other matters as may be assigned by the Chief, Deputy Chief or Director of Divisions and Sections.

Supplementary Provisions:

This Regulation shall come into force as from 4 December 1951.

END

DISTRIBUTION: "A"

/ns