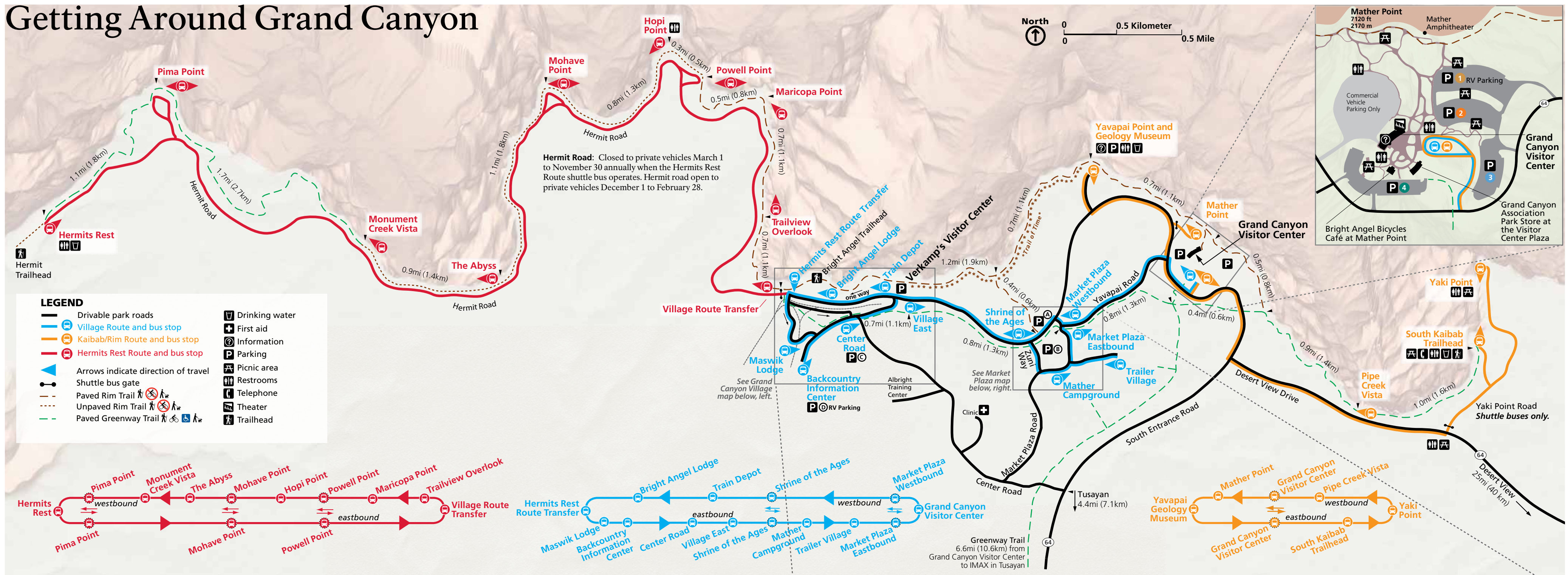


Getting Around Grand Canyon



Ride the Free Shuttle Buses

Reducing air pollution and taking nearly a half-million vehicles off park roads each year, shuttle buses offer a hassle-free transportation option.

HERMITS REST ROUTE— RED ON MAP ABOVE

- 80 minutes round-trip
- Nine overlooks
- Toilets at Hopi Point
- Water, snack bar, toilets, and gift shop at Hermit's Rest
- Buses run:
 - 5 am, 5:15 am, 5:45 am, 6:15 am, 6:30 am
 - Every 15 minutes 6:30 am to sunset
 - Visitors should be at a bus stop no later than 30 minutes after sunset.

VILLAGE ROUTE— BLUE ON MAP ABOVE

- 50 minutes round-trip
- Grand Canyon Visitor Center, hotels, restaurants, campgrounds
- Scenic canyon views are a short walk from some stops
- Buses run every:
 - 30 minutes 5–6:30 am
 - 15 minutes 6:30 am–7:30 pm
 - 30 minutes 7:30–10 pm; visitors should be at a bus stop by 9:30 pm

KAIBAB/RIM ROUTE— ORANGE ON MAP ABOVE

- 50 minutes round-trip
- Five viewpoints
- Grand Canyon Visitor Center and Yavapai Geology Museum
- Access to South Kaibab Trailhead
- Buses run every:
 - 30 minutes 5–6:30 am
 - 15 minutes 6:30 am to one hour after sunset
 - Visitors should be at a bus stop no later than 30 minutes after sunset.

HIKERS' EXPRESS NOT SHOWN ON MAP ABOVE

- Service to South Kaibab Trailhead
 - Bus travels from Bright Angel Lodge to Backcountry Information Center, Grand Canyon Visitor Center, and South Kaibab Trailhead.
 - Allow 5–10 minutes between stops.
- Bus leaves Bright Angel Lodge:
- 5 am, 6 am, 7 am in September
 - 6 am, 7 am, 8 am in October
 - 7 am, 8 am, 9 am in November

Note: September 3–6, shuttle buses will begin one hour earlier. The Village Route shuttle bus will run until 11 pm; visitors should be at a bus stop by 10:30 pm.

Shuttle Bus FAQ

Are the shuttle buses free?

Yes, park entrance fees include shuttle bus transportation.

How can I tell the difference between shuttle bus routes?

All National Park Service shuttle buses are white and green, but the front of the bus will say the route color and name.

How do the shuttle buses work?

Running like a city bus system, three shuttle bus routes stop at shops, visitor centers, and popular viewpoints around the South Rim. Just wait at any bus stop and enjoy the ride. *Note: During the busy part of the day, buses fill quickly, and you may have to wait for one or two shuttle buses to board.*

What are the shuttle bus rules?

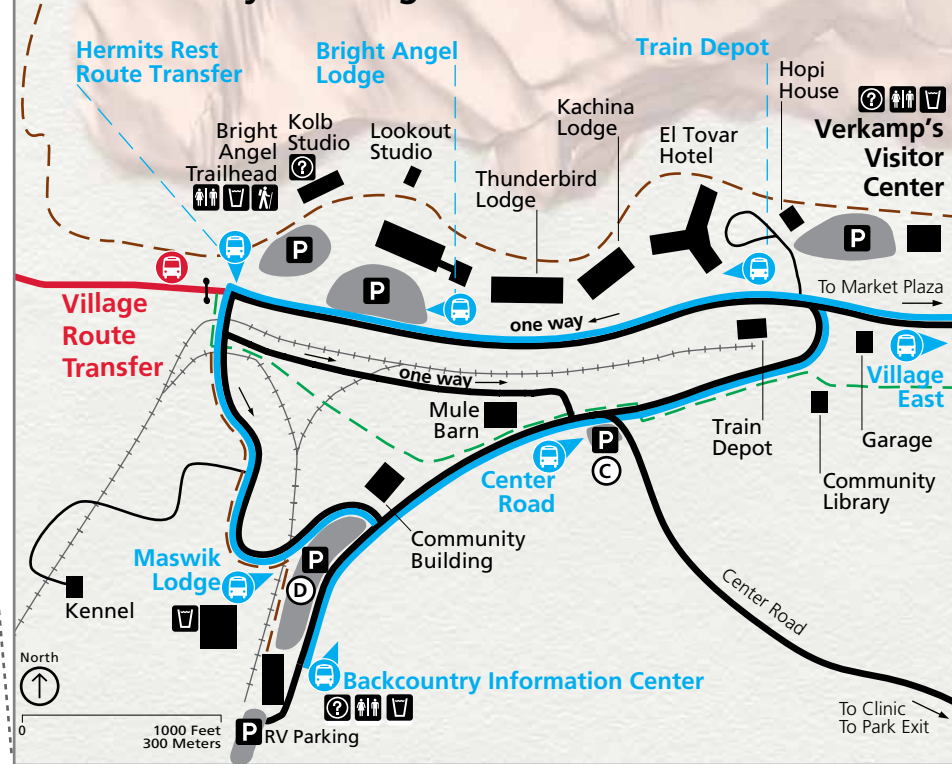
1. No eating or open drink containers.
2. No pets. Service animals permitted.
3. Collapse strollers before entering the bus. No oversized or jogging strollers. Remove baby-back carriers when seated.
4. Shuttle buses can accommodate two or three bicycles, but not tag alongs, baby trailers, or children's bicycles with wheels less than 16 inches (41 cm). Riders must load and unload their bicycles.
5. Shuttle buses only stop at designated bus stops.

Will my wheelchair fit on the bus?

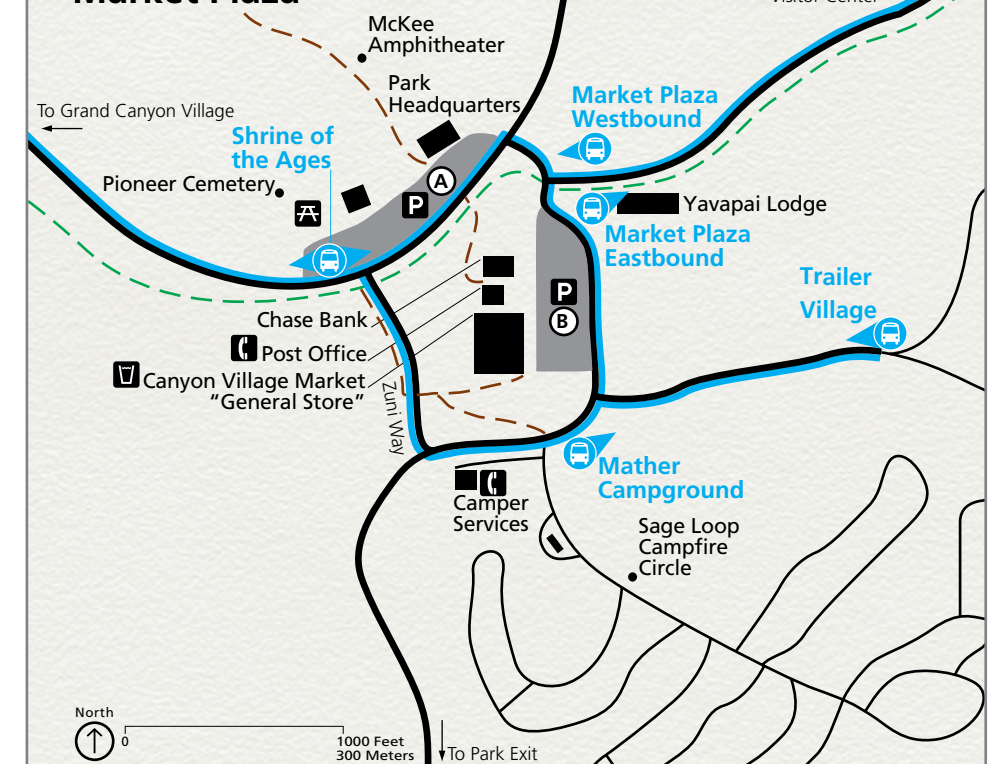
Buses are equipped with ramps to accommodate passengers in wheelchairs smaller than 30 inches wide by 48 inches long (76 by 122 cm). Most motorized scooters will not fit on buses.



Grand Canyon Village



Market Plaza



Driving and Parking FAQ

Where can I drive my car?

You can drive anywhere there is a solid black line on the maps in this Guide. Hermit Road and Yaki Point Road are closed to private vehicles; ride the free shuttle bus to access.

Where is the best place to see views of the canyon using my car?

Consider driving Desert View Drive, a 25-mile (40 km) road with many viewpoints. Don't forget to stop at Desert View Watchtower; see page 8 for information.

Where can I park?

- All parking lots in Grand Canyon Village are located near free shuttle bus stops.
- **Parking lots 1–4** Grand Canyon Visitor Center. Lot 1 includes auto, RV, and trailer parking.
 - **Parking Lot A** Park Headquarters
 - **Parking Lot B** Market Plaza
 - **Parking Lot C** near Center Road in Grand Canyon Village
 - **Parking Lot D** Backcountry Information Center. Lot D includes auto parking in the north end and RV and trailer parking in the south end.

What else do I need to know about driving?

Do not stop or park along the roadside, except where signs or lines on the road indicate it is permissible. Use pull-outs and overlooks to take pictures and view wildlife. Please do not block other people's enjoyment of the park by stopping in the road or blocking traffic.

The Scenic Drive Accessibility Permit allows visitors with mobility issues entry to some areas closed to public traffic. This permit is available at entrance gates, visitor centers, and hotel lobbies.

