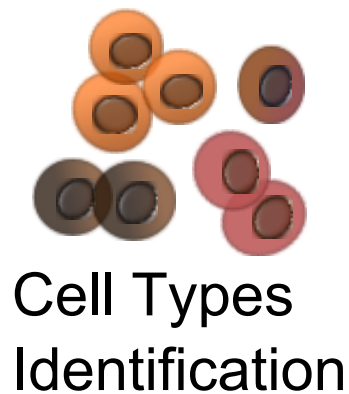


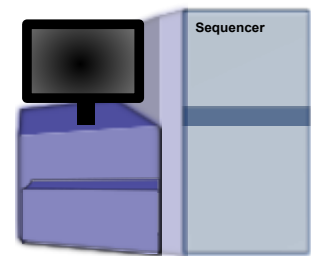
# Single Cell RNA-Seq Workflow



**Clustering**

12	92	15			
30	50	33			
45	65	40			
59	79	80			
33	53	100			
60	80				2000
25	45	33			1100
40	60	40			1100
80	100	70			2000
85	105	30			1500
100	110	100			1800
105	115	70			1800
110	120				1800
60	80	110			2000
120	90	100			2500
130	100	110			2500

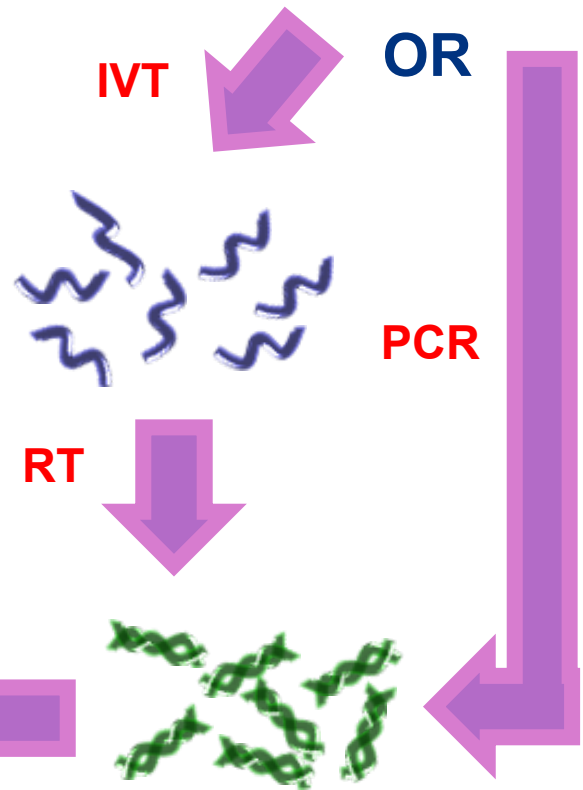
Single-cell  
Expression Profiles



Sequencing

Sequencing Library

Amplified  
RNA



Amplified cDNA