

ILLUSTRATIONS
OF THE
ROCK-CUT TEMPLES
OF
INDIA.

TEXT TO ACCOMPANY THE FOLIO
VOLUME OF PLATES.

BY

JAMES FERGUSSON, Esq.

Author of "Illustrations of the
Ruins of the City of Palmyra," &c.

and "Illustrations of the
Ruins of the Temple of Bel at Palmyra," &c.

LONDON:

JOHN WEALE,

No. 59, HIGH HOLBORN.

1845.

1852

THE HISTORY OF THE

AMERICAN

WASSELL JIM
JAN 1852

GETTY CENTER LIBRARY

Dedication.

TO THE
PRESIDENT AND FELLOWS
OF THE
ROYAL ASIATIC SOCIETY

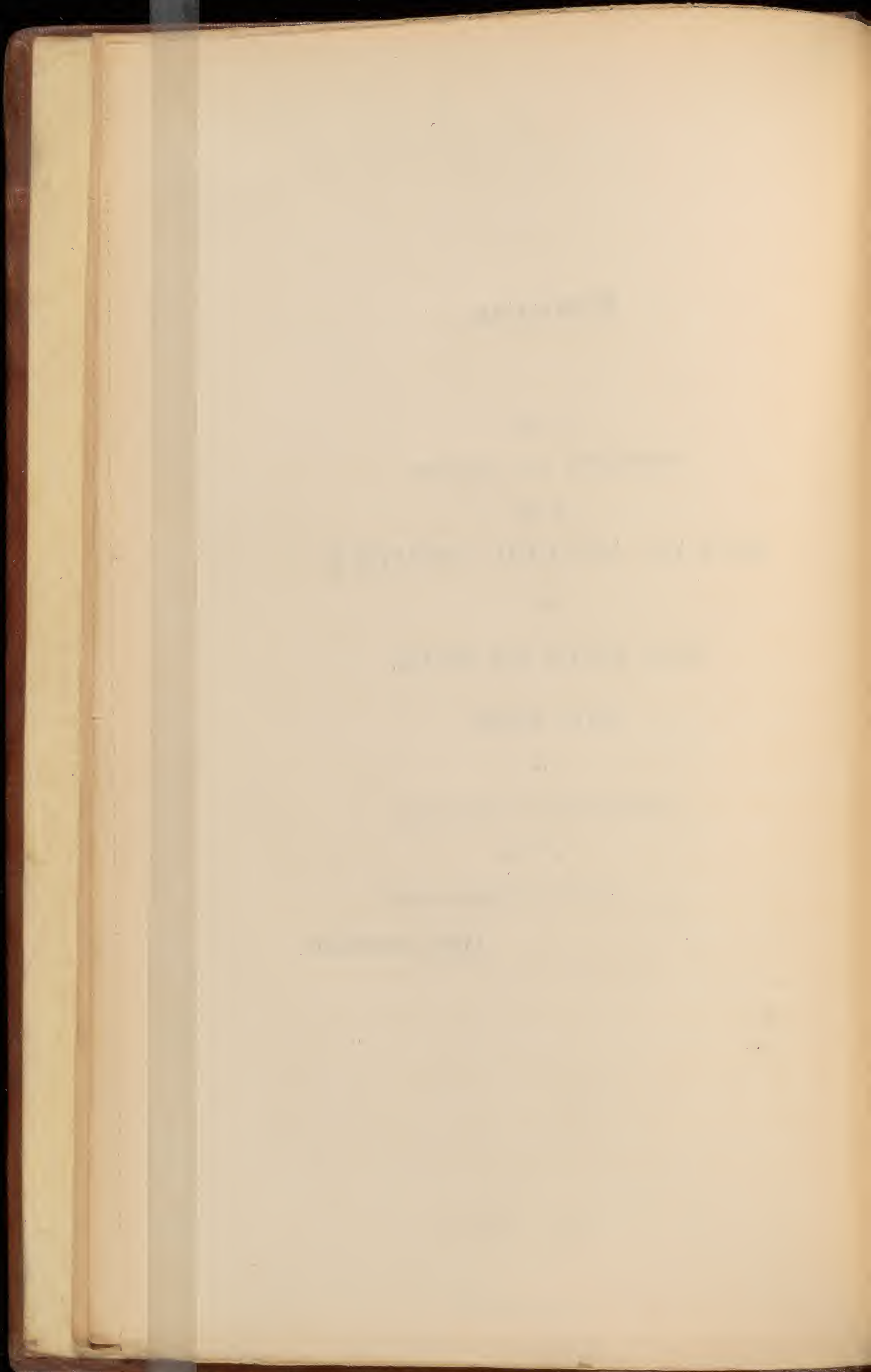
OF
GREAT BRITAIN AND IRELAND,

THIS WORK

IS
RESPECTFULLY DEDICATED

BY THEIR
OBLIGED AND HUMBLE SERVANT

JAMES FERGUSSON.



P R E F A C E.

WHEN the paper which forms the principal part of this volume was read to the Royal Asiatic Society, it was not my intention to publish illustrations of the Rock-cut Temples apart from the other buildings of the same age and style. I, at that time, proposed to bring out, in a series of about one hundred plates, a complete set of illustrations of the Buddhist, Hindoo, and Mahomedan styles, including not only those cut in the rock, but also the structural buildings, from the earliest date to the present day.

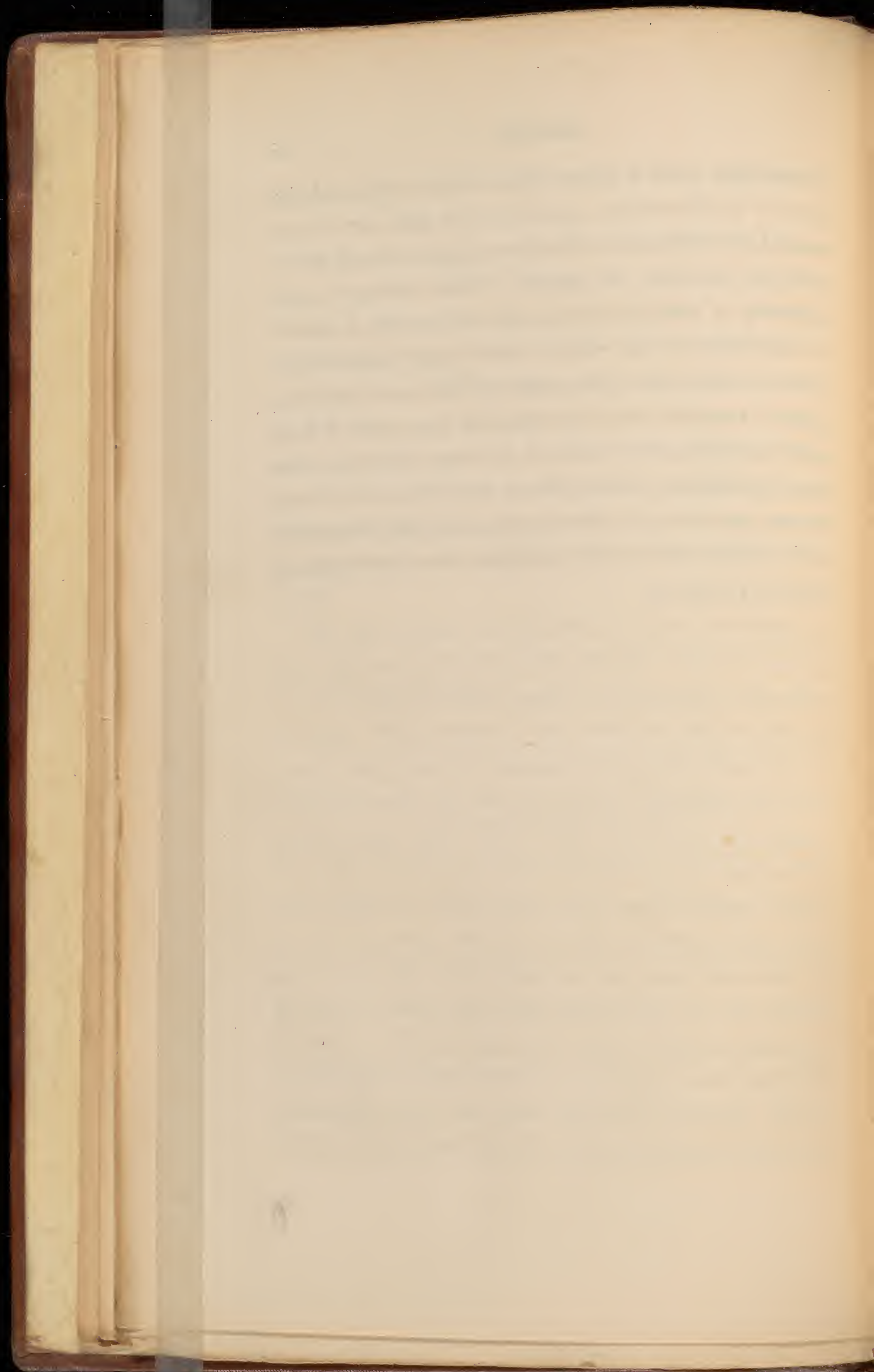
The difficulty, however, and trouble of bringing out such a work, and the certainty of a serious loss of money, consequent on the great expense of such works, and their limited sale in this country, deterred me from the attempt: and it was only from the interest expressed on the subject at the time, that I was induced to publish these plates as an experiment. Had it not been for this, the Rock-cut Temples are certainly not those I would have chosen for a first essay; for neither to the artist nor to the antiquary are they so interesting or so beautiful as the structural buildings of the same, or subsequent ages. They are, however, generally among the earliest examples of architecture in India, and may thus be considered as an appropriate

commencement, should it afterwards be found expedient to continue the series.

At the same time it must be allowed that "the Caves" are almost the only object of antiquity in India, to which the learned in Europe have turned their attention, or of which travellers have thought it worth while to furnish descriptions, or whose history they have attempted to elucidate; and they therefore possess, to a European public, an interest which it would be difficult to excite for other works, without a more extended history of art in the East, than it would be worth while attempting till it could be ascertained whether the interest the public take in the subject would repay the author for his trouble.

The same reasons have deterred me from re-writing the essay which accompanies the plates, though I feel that it is not now in the form in which it ought to be presented to the general reader. When written it was merely intended to place on record, in the journal of a learned society, such observations as it appeared to me were new, or would be interesting to a body who had long before turned their attention to the subject. But as they had already in their Transactions, or in those of the sister Societies in India, several papers on the subject, I have, to avoid repeating what was already known to them, often passed over what would otherwise have been interesting to the general reader, and in like manner have as often dilated too much on what, to him, must appear of trivial importance, and throughout have assumed in my hearers more knowledge of the subject than I can expect the public to possess. When, however, I attempted the task of reconstruction, I found that

I must either write a volume on the subject, which would be absurd if the illustrations stop at these few plates, or if I attempted an abridgement of the present paper, I would merely render it useless to the enquirer, without making it more interesting to those who do not wish for more than a superficial knowledge of the subject. And as the Council of the Asiatic Society were kind enough to allow me to print the copies I required, from their types as they stood, I have preferred allowing it to stand as it is, though fully aware of its many imperfections, trusting that at some future period I may have an opportunity of affording the public fuller information on the subject, and in a more satisfactory form, than the present essay can pretend to.



INTRODUCTION.

DESCRIPTION OF THE PLATES.

VIGNETTE ON TITLE PAGE

Is a view of the Khandagiri hill at Cuttack, which is only separated by a narrow ravine from the Udyagiri hill, on which the principal Buddhist caves are situated. The principal cave, in the centre of the view, is the Jaina one mentioned page 13 as the largest on this hill; several others are seen on various parts of it, but the greater number are hid by the brushwood and trees. On the top of the hill is seen the Jaina temple, built by the Maharattas.

PLATE I.

The upper view is one of the two-storied caves of which several exist here, but in the present instance the upper story does not appear ever to have possessed a verandah, though protected by the projecting ledge of rock, and the doors open directly to the cells; as will be observed, however, they are built up by the Fakeers, who now inhabit them, and are very unwilling to admit strangers to examine their dark abodes.

The lower view represents the interior of the verandah of the Gunesa Gumpha*, with the doors leading to the cell. The two may be considered as fair average specimens, both as to size and style, of the generality of the old Buddhist caves in Cuttack.

* The sketch, plan of the cave Plate No. 1., contains an unpardonable mistake, inasmuch as there were originally five pillars in front of the verandah, but the one next the spectator having fallen away, it should be omitted. The remaining four have been placed equidistant, which of course they should not be.

PLATE II.

A general view of the latest caves at Ajunta, showing their position and size relatively to the rock in which they are cut; in which respect these caves have a decided advantage over all others I am acquainted with, and on the plate they appear of even more importance than in reality. They are also those situated highest in the rock. The series of caves slopes, on the right hand of the drawing, almost to the bed of the stream.

PLATE III.

Page 17.

The oldest Chaitya cave at Ajunta, and, excepting perhaps the one at Karli, perhaps in India. The wood work of the roof has entirely disappeared, leaving only the marks on the plaster where it has been, but the stone ribbing in the side aisles shows its form and disposition.

It is difficult to understand how the broad belt over the pillars has been ornamented, as no trace of plaster remains on it, though it is still tolerably entire both in the pillars below, and roof above this part: so that it probably was either covered with tapestry or wood work, as probably also was the dagopa, which shows the same denuded, unfinished appearance, except the tee on the summit.

PLATES IV. AND V.,

Page 19,

Represent the interiors of the two finest Vihara or monastery caves at Ajunta, Nos. 16 and 17. The first view is taken from the doorway, the second within the first colonnade, immediately behind the pillar represented in Plate 6 of this volume, in both instances looking inwards towards the sanctuary. Taken together they may serve to give a very tolerable idea of the architecture of these two beautiful caves, but my drawings were not sufficiently detailed to admit of my attempting to do justice to the frescoes, which owing to the imperfection of the light cannot easily be sketched from the same spot, but must have been drawn separately and afterwards transferred to the drawing; the position of one, however, is seen in the left-hand corner of Plate V., as distinctly as the light would allow me to draw it with the camera lucida.

PLATES VI. AND VII.,

Page 21, AND PLAN 3,

Taken together, will, I trust, serve to illustrate the form and disposition of one of the most perfect, though far from being one of the most splendid, Chaitya caves in India: in this instance every detail is cut in the solid rock, and there does not appear to have been a single wooden ornament on any part, either external or internal, so that we now see the cave nearly as it was left when first excavated. The dagopa in particular is the most perfect I know of, and the only one that has the tee with the three umbrellas in stone*; and enables us to supply several deficiencies not only in other caves, but in the great structural dagopas, which generally are shorn of this appendage, which however existed in all, and is the origin of the three and nine-storied towers of China, as I shall show elsewhere.

PLATE VIII.

Page 21.

An exterior view of cave No. 7. Externally one of the most elegant Viharas at Ajunta; it has, however, no internal hall, in which respect it differs considerably from most of those in this place, and looks more like the Brahmanical caves at Ellora, than a Buddhist Vihara. Its architecture is interesting, as the pillars have the same cushion capitals as are found at Elephanta, at Ellora (see Plate IX. of this vol.), at Salsette (see Plate XVI. of folio volume), and though something like them is found in the buildings of the south of India, nothing of the sort exists, that I am aware of, in any structural building to the north of the Nerbudda.

PLATE IX.

Page 23. PLAN 2,

Represents the verandah of one of the most modern caves at Ajunta, and compared with the verandah, Plate I., offers a comparison between one of the oldest and one of the most modern specimens of Buddhist cave architecture in India; the comparison however is scarcely fair to the Cuttack example, which is small and without much pretension, while this belongs to a cave of considerable pretension and richness; and lithographed by an artist who was not acquainted with the minute peculiarities of style, the

* Above the tee a cross is represented on the roof, which is not, however, a symbolical cross, as it at first sight appears, but merely a part of the construction at the junction of the lateral ribs with the centre one: but not being understood, it has been made too prominent by the artist, and was not perceived till too late to alter.

modern example looks better than it should do in comparison with the ancient one, which has scarcely had like justice done to it.

PLATE X.

Page 27.

An exterior view of the great cave at Karli, which I have described so fully in the text, that I need not repeat the description here. It is the only view in this volume that is not copied from a sketch of my own, made with the camera lucida, and I cannot therefore quite answer for the correctness of the proportion; but Mr. Salt's large plate, from which it is taken, is so unusually correct, as to supply all the details that are required for comparison. When at Karli I had this view in my possession, and finding it so perfect, I contented myself with making a few notes and corrections, as, owing to the great crowd at the fair, and the noise and confusion, it would have been by no means an easy task to make a detailed drawing myself. The cave is, however, so essential to the elucidation of the subject, that I have not hesitated to introduce it here, and with the annexed wood cut* of



* As I mentioned in the text, I have never personally visited the Behar cave, and the annexed cut is taken from a drawing in the Buchanan collection at the India House, collated with one in the Mackenzie collection at the same place, and is, I believe, tolerably correct.

the Lomas Rishi cave in Behar, will, I trust, throw some new light on the subject, as taken together I think they prove most distinctly the *wooden* origin of almost every member of this singular architecture; and if I am correct in conjecturing the Behar example (in spite of its inscription) to be the earliest façade of the sort, we see how little the first copiers deviated from their original, as every part of it is merely a repetition, in stone, of the wooden edifices attached to the great dagopas in Siam* and Burmah at the present day, making allowance for the difference of detail, arising from the different age and different country in which they are executed.

Karli is a step in advance of this, several parts being evidently either copied from masonry, or adapted to the material in which it was executed; and in subsequent examples, such as that shown Plate VI., the wooden origin is still further departed from; and as in the Vishwacarma at Ellora, all the parts which retain the wooden form are repeated in stone. In this early example at Karli, however, the framing in the great arch, the ribs of the roof, and the galleries on the screen were all in wood, and many parts of them still remain.

PLATES XI. AND XII.,

Page 36,

AND SMALL PLATE VIII. of this Volume.

The exterior view of the great Chaitya cave at Kannari, does not present the same means of comparison as that of Karli, for as all the ornaments of its front were in wood, and not one architectural detail executed in the rock, we have only the form of the coring by which to judge of their similarity. Plate XI., however, representing three pillars in each cave, furnishes more certain means of comparing the one with the other, and shows clearly the inferiority of design and execution displayed in the latter I insisted on in the text, and which induced me to assert that one was merely a bad copy of the other; an opinion I have since seen no reason to retract. These three plates, with the sketch, plan and section at the end of this volume, will, I trust, render the plan and design of these two caves as distinct as the nature of this work will admit of.

PLATES XIII. AND XIV.

Pages 38, 39.

The first of these is the Durbar cave, which though the finest Vihara at Kannari, is low in the principal story, and poor in its decoration, when

* CRAWFURD'S *Embassy to Siam*, p. 110.

compared with the great examples at Ajunta and elsewhere. The second is a small Vihara higher up on the hill, and interesting as a type of all that series, and also as a means of comparison with those at Ajunta, Elephanta, and elsewhere, as I mentioned when describing Plate VIII., when alluding to those possessing the cushion-shaped capitals.

PLATE XV.

Page 49.

As the caves of Ellora have been so often drawn, this and the following are the only examples of this interesting series I have thought it necessary to introduce in these Illustrations. As the present view was carefully taken with the camera lucida, it will I believe be found more correct than any hitherto published, and it is so interesting an example, that the illustrations would not be complete without it, though its whole interest cannot be appreciated without the contemporary examples from the north and south of India, being placed in juxtaposition with it, so as to show the difference of style from those around it, as well as its striking similarity with the great temples of the Carnatic.

PLATE XVI.

Page 53.

I have introduced this plate not only that I might include a specimen of a Hindoo cave, but because it has been singularly overlooked by those who have published illustrations of Ellora, though its architecture is as fine as that of any similar cave of the series.

The difference between this example and a Buddhist Vihara, will be seen in the pillars standing all over the floor*, at equidistant, or at least similar, distances from one another, not round a hall as in the others; in their being almost all dissimilar, and in the details being boldly sculptured, and not trusting to painting for their decoration, as at Ajunta, besides the other peculiarities mentioned in the text†.

PLATE XVII.,

Page 56,

Will serve as a type of all the excavated caves at Mahavellipore. The leanness of the pillars shows how completely the spirit of cave architecture

* See Plan No. 4.

† There is an error in this plate in the floor on the right hand being cut back to the principal pillars, instead of extending to the outer range; it arose from my having accidentally rubbed out the line, in drawing the part of the Kylas seen in the view, and the artist having followed me too literally.

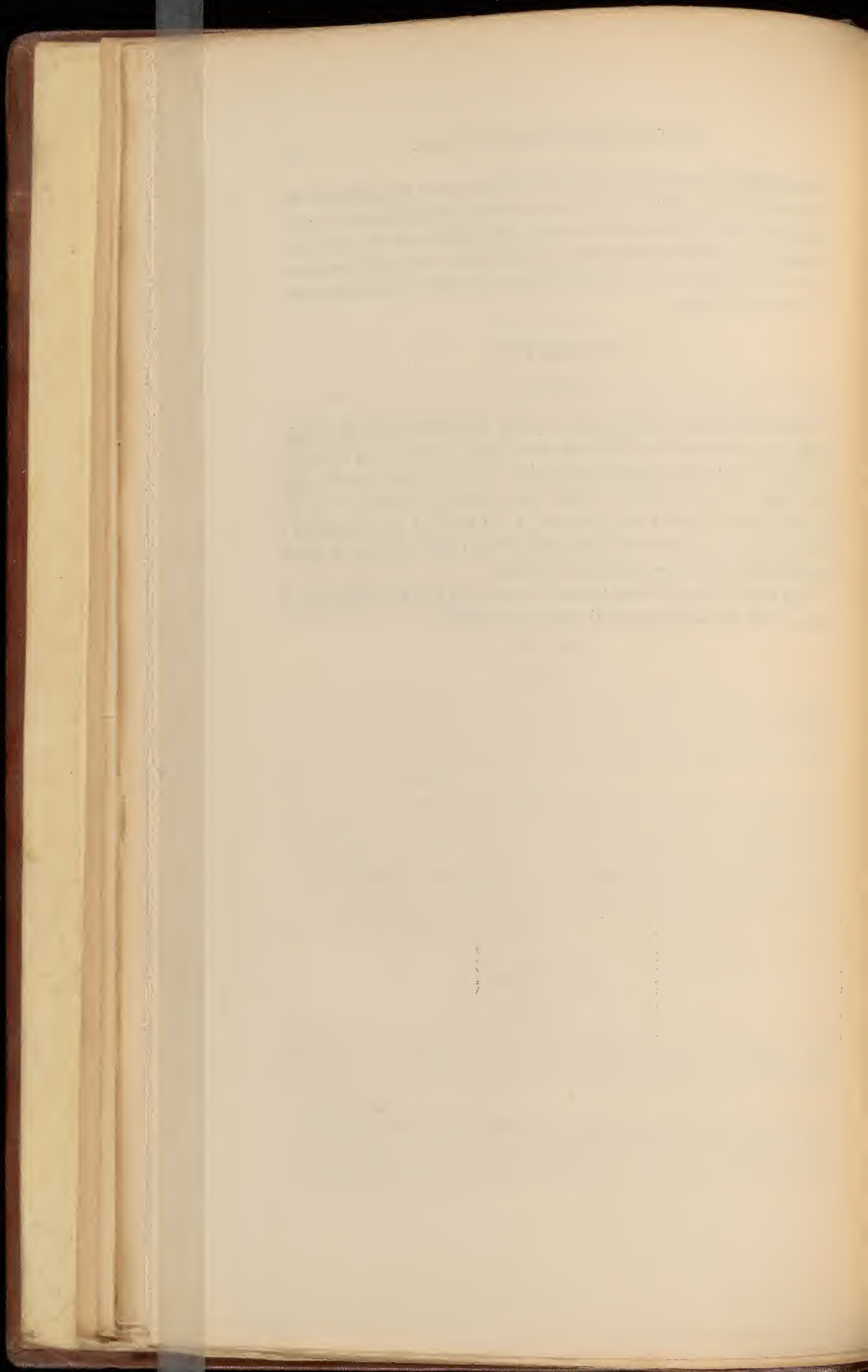
had degenerated into a copy of structural buildings, and the addition of the structural vimana on the top of the rock, adds another incongruity to its appearance; its pillars, however, show that remnant of the Elephanta cushion-form, which is still found in the Carnatic. It is altogether, however, an interesting example of the decline of the style which these plates are meant to illustrate.

PLATE XVIII.

Page 57.

The celebrated five Rathas, each of which is sculptured out of a single block of granite protruding from the sand on the sea shore. In style they belong entirely to the southern type, and it will be observed that they (the second and last particularly) present many points of similarity with the Kylas at Ellora; to be aware, however, of the value of this comparison I should be able to prove the dissimilarity from other buildings, of which unfortunately, this series affords no examples.

The view is taken looking towards the sea, from which the full moon is rising, while the setting sun still tinges the buildings.



ON THE ROCK-CUT TEMPLES OF INDIA.

BY JAMES FERGUSSON, Esq.

THERE are few objects of antiquarian research that have attracted more attention from the learned in Europe, than the history and purposes of the Cave Temples of India, but if we except the still unexplained antiquities of Mexico, I know none regarding which so little that is satisfactory has been elicited, or about which so many, and such discordant opinions exist: and while the age of every building of Greece and Rome is known with the utmost precision, and the dates of even the Egyptian monuments ascertained with almost as much certainty as those of mediæval cathedrals, still all in India is darkness and uncertainty, and there is scarcely a work on architecture published, or lecture read, which does not commence by a comparison between the styles of India and Egypt, and after pointing out a similarity which seems to be an established point of faith in Europe, though in reality no two styles are more discordant, the author generally proceeds to doubt which is the more ancient of the two, and in most cases ascribes the palm of antiquity to the Indian as the prototype. Yet, in truth, Egypt had ceased to be a Nation before the earliest of the cave temples was excavated, and if we except the copies of earlier structures erected by the Ptolemies and Cæsars, there is nothing on the banks of the Nile which does not belong to a different and far more ancient epoch than anything in India.

Had Mr. James Prinsep lived to continue for a few years longer the researches which he commenced, and continued with such success, he probably would have succeeded in raising the veil which still shrouds in obscurity the antiquities of India; and though he has done much, and perhaps more than any one who preceded him, he was called away before his work was complete, and no one in India has since attempted to follow up the task he had proposed to himself. The spirit and enthusiasm he infused into all around him has died with him, and the subject of Indian antiquities relapsed into the former state of hopeless neglect.

The only attempt I am aware of to do any thing to follow up Mr. Prinsep's discoveries is that of Dr. Bird, of Bombay, who, while the spirit was strong in India, commenced the task of copying all the inscriptions in the cave temples on his side of India, and getting draw-

ings made by some Portuguese assistants he had, of their architecture. When I was in Bombay in 1839, his work was in the press, and believing that it would soon be published, and that his testimony on the subject would be more valuable than mine, and probably sufficient to satisfy curiosity, I abandoned the idea of publishing my views on the subject; but when I revisited Bombay in the spring of the present year I found the work still in the press, and with apparently about the same chance of its being published now, as there was four years ago. I have been therefore induced to put the following remarks on paper, believing the subject to be one that could scarcely fail to be of interest to the Society. And I do this not with any idea of anticipating or forestalling Dr. Bird's work to which I would willingly give precedence if I saw any chance of its being published; but, because, as I believe our modes of research to have been totally different, the one may throw light on the other, and if I am not mistaken in what he told me of his work, they cannot interfere. *His* conclusions are drawn principally from the inscriptions and written authorities, while mine have been arrived at almost entirely from a critical survey of the whole series, and a careful comparison of one cave with another, and with the different structural buildings in their neighbourhood, the dates of which are, at least approximatively known. A combination of both these methods of research is necessary to settle any point definitely; but the inscriptions will not certainly by themselves answer that purpose, for in many instances they were cut long subsequent to the ascertained date of the cave, as in the Ganesa Gumpha¹, at Cuttack; and I have also reason to suspect, that, in some instances at least, the Buddhists affected an older character as more sacred, as we sometimes use old English letters in modern inscriptions. Unless, therefore, they contain names that can be identified in some of the lists we possess, or dates, the inferences they lead to, cannot in all cases be relied upon; and except the Behar caves I am not aware of any, where the names have been at all satisfactorily identified; and I do not know of any single cave inscription bearing a date from an ascertained era. Still the inscriptions form a most essential part of the inquiry, but one that I had neither leisure nor learning sufficient to devote myself to; and though I must consequently admit the imperfection of my labours from this cause, I had other advantages for prosecuting the inquiry that have fallen to the lot of few; for in the various journeys I undertook I was enabled to visit almost all the rock-cut Temples of India, from

¹ Gumpha, is the local designation for a cave at Cuttack; gurbha or garbha, would I believe be more correct.

those of Cuttack and Mahavellipore¹ on the east coast, to those of Ellora and Salsette on the western side; and there are few buildings or cities of importance in India which I have not at one time or other been able to visit and examine. I had besides the advantage, that as all my journies were undertaken for the sole purpose of antiquarian research, I was enabled to devote my whole and undivided attention to the subject, and all my notes and sketches were made with only one object in view, that of ascertaining the age and object of these hitherto mysterious structures. Whereas, most of those who have hitherto written on the subject, though drawing and writing better than I can pretend to do, have only visited the caves and temples incidentally while travelling on other avocations; and none that I know of, have been able to embrace so extensive a field of research as I have.

I hope, therefore, it will be understood, that the following remarks are not offered as the result of much learning or deep research, but simply as the practical experience of an architect in a favorite branch of his study.

In a short paper as the present is intended to be, it will be impossible to enter into all the arguments that may be urged for and against the various disputed points of Indian and Buddhist chronology; and though I am aware that I may often appear dogmatical in stating my conclusions, without adducing the reasoning from which they have been arrived at, I do not think I can be too concise, at least, in the first instance, and if any point appears to be of sufficient interest to the Society, I can afterwards add more detail than my limits at present admit of. I shall at the same time try to avoid, as much as possible, all hypothetical matter, and state merely what bears directly on the subject under consideration, and that as succinctly as possible; and I shall be less tempted to digress, as I have for some time past intended publishing a series of views, illustrative of this subject, accompanied by a volume of letter-press, in which I shall have abundant opportunity of stating all these views at length. That I may, however, be understood in the following remarks, I will state here the principal

¹ There are various ways of spelling and pronouncing the name of this place. The most popular, and the one by which it is generally known in Europe, is Mahabalipooram, "The city of the great Bali;" but which is now generally allowed to be incorrect, though adopted with a slight variation of spelling by Messrs. Chamber and Goldingham. Mr. Babington calls it Mahamalaipur, "The city of the great mountain," having found it so called in a Tamul inscription there.

Locally, it is called Mahavellipore, Maveliveram, Mailurum, &c. I have throughout this paper adopted the first, as most resembling its popular name, without pretending to any etymological correctness, or to any hypothesis regarding its origin or history.

conclusions I have arrived at regarding the religion of India, without entering on the grounds on which they were formed, or the reasoning by which they are supported.

The first is, That prior to the advent of the present Buddha, a Brahmanical religion existed in the country, a deistical fire-worship, very unlike the present religion bearing that name. That contemporary with this a Buddhistical religion also existed, differing but little from the other, probably two forms of the same religion. The former has entirely perished, and Buddhism, as we now know it, owes its origin to Gotama Buddha, the son of Suddodana; and was either an entirely new form given to the pre-existing religions, or what is more probable, a reform of both, meant probably to amalgamate the two. It could not however have differed much from the Brahmanism of those days, as we find the kings and people changing backwards and forwards, from one to the other, without difficulty or excitement; and in the description of the Greeks and in native records, we often find it difficult to distinguish between the one and the other.

2nd. It appears also certain that the correct date for Sakya Buddha obtaining Nirvana was 543 B.C. The principal authority opposed to this date are the trans-Himalayan chronologies, which generally concur in placing him about five hundred years earlier. They, however, contain their own refutation, (though I have never observed it pointed out,) inasmuch as they all place the event in the reign of Ajatasatta, and place Asoka little more than one hundred years after. Whereas, the date of the latter is perfectly ascertained to be about 250 B.C.; and of the former, not many years from when the Ceylonese authorities place it.

3rd. That from the time of Asoka till the destruction of the Andhra dynasty of Magadha in the beginning of the fifth century, Buddhism was the principal religion in the north of India, though in the south it never seems to have obtained a permanent footing, where the Brahmanical religion still prevailed, and during the time of Buddhist supremacy in the north, that form of it was elaborated which flowing back on the parent country exists in the form we now find it.

With regard to the antiquity of the monuments, all that is here necessary to state is, that the oldest relics of whose existence I am aware are the Laths, bearing the inscriptions of Asoka, dating from the middle of the third century B.C. I am not aware of the existence of any cave anterior to, or even coeval with these, nor of any structural building whose date can reach so high as the first centuries of our era.

I may also state that it appears quite evident that the Buddhists

were the earliest cave diggers, and that it is not difficult to trace the connection of the whole series from "the earliest abode of Bauddha ascetics" at Nagarjuni, to the Kylas at Ellora; but as the principal object of the present paper is to point out this connection, I will not enlarge upon it more in this place; but in order to be understood, I must, before proceeding to describe particular caves, say a few words on the subject generally, to point out the different classes into which they are divided, and consequently, explain the names I shall apply to them throughout.

As far as my knowledge of the cave temples of India extends, the whole may be classified under the following heads.

First, Vihara, or Monastery Caves.

1st, The first subdivision of this class consists of natural caverns or caves slightly improved by art; they are as might be assumed the most ancient, and are only found appropriated to religious purposes in the older series of Behar and Cuttack; and though some are found among the western caves, their existence there appears to be quite accidental.

The second subdivision consists of a verandah, opening behind into cells for the abode of the priests, but without sanctuaries or images of any sort. The simplest form of this class consists of merely one square cell with a porch, several instances of which occur in the Cuttack series; sometimes the cell is nearly thirty feet long, as in the Ganesa Gumpha, of which a plan is herewith¹; and at Ajunta in the oldest Vihara there, the arrangement is further extended by the verandah opening into a square hall, on three sides of which the cells are situated.

In the third subdivision of the Vihara caves, the last arrangement is further extended by the enlargement of the hall, and the consequent necessity of its centre being supported by pillars; and in this division besides the cells that surround the hall, there is always a deep recess facing the entrance, in which is generally placed a statue of Buddha with his usual attendants, thus fitting the cave to become not only an abode for the priests, but also a place of worship². At Baug, the statue of Buddha is replaced by the Daghopa; but this is I believe a solitary instance of its existence in a Vihara cave.

To this division belongs by far the greatest number of Buddhist excavations. The most splendid of them are those at Ajunta; though the Dherwarra, at Ellora, is also fine; and there are also some good specimens at Salsette, and I believe Junir.

¹ Plate No. 1.

² Plate No. 2.

The Second class consists of Buddhist Chaitya Caves¹.

These are the temples, or if I may use the expression, the churches of the series, and one or more of them is attached to every set of caves in the west of India, though none exist in the eastern side.

Unlike the Viharas, the plan and arrangement of all these caves is exactly the same; and though the details and sculpture vary with the age in which they were executed, some strong religious feeling seems to have attached the Buddhists to one particular form for their places of worship.

In the Viharas, we can trace the progress from the simple cavern to the perfect monastery, but these seem at once to have sprung to perfection, and the Karli cave, which is the most perfect, is, I believe, also the oldest in India. Had the style been gradually elaborated in the rock, from the imperishable nature of such monuments we could not fail to have discovered the earlier attempts; but besides this, there are many reasons that I shall notice in the proper place, which lead me to suppose that they are copies of the interior of structural buildings; and it is not one of the least singular circumstances attached to their history, that no trace of such buildings exists in India, nor, I believe, in Ceylon, nor in the Buddhist countries beyond the Ganges.

All these caves consist of an external porch, or music gallery, an internal gallery over the entrance, a centre aisle which I will call the nave, (from its resemblance to what bears that name in our churches,) which is always at least twice the length of its breadth, and is roofed by a plain waggon vault; to this is added, a semi-dome terminating the nave, under the centre of which always stands a Daghopa or Chaitya.

A narrow aisle always surrounds the whole interior, separated from the nave by a range of massive columns. The aisle is generally flat-roofed, though sometimes in the earlier examples it is covered by a semi-vault.

In the oldest temples the Daghopa consists of a plain circular drum, surmounted by a hemispherical dome crowned by a Tee, which supported the umbrella of state. In the earlier examples this was in wood, and as a general rule it may be asserted, that in these all the parts that would be constructed in wood in a structural building, are in wood in the caves; but in the more modern caves all those parts, such as the music gallery outside, the ribs of the roof, the ornaments of the Daghopa, the umbrella of state, &c., are repeated in the rock, though the same forms are preserved. In front of the more modern

¹ Plate No. 3.

Daghopas there is always a sculptural niche containing a figure of Buddha with his attendants; this may have existed in wood in the more ancient, and consequently have disappeared, but I am rather inclined to think it is a modern innovation.

These two classes comprehend all the Buddhist caves in India.

The Third class consists of Brahmanical *caves*, properly so called¹.

In form many of them are copies of, and all a good deal resemble the Buddhist Vihara, so much so as at first sight to lead to the supposition that they are appropriations of Buddhist caves to Brahmanical purposes. On a more intimate acquaintance however with them, many points of distinction are observed. The arrangement of the pillars, and the position of the sanctuary, is in no instance the same as in a Vihara; they are never surrounded by cells, as all Viharas are, and their walls are invariably covered, or meant to be, with sculpture; while the Viharas are almost as invariably decorated by painting, except the sanctuary. The subjects of the sculpture of course always set the question at rest.

The finest specimens of this class are at Ellora and Elephanta, though some good ones exist also on the Island of Salsette, and at Mahavellipore.

The Fourth class consists of rock-cut Models of structural Brahmanical temples, or, as I will call them, "Pseudo-structural temples." To this class belong the far-famed Kylas at Ellora, the Sivite temple at Doomnar, and the Ruths at Mahavellipore. Except the last, which are cut out of isolated blocks of granite, these temples possess the irremediable defects of standing in pits, which prevents them being properly seen, and the side of which being of course higher than the temples, crushes them and gives them an insignificant appearance; and though they are not the least interesting, they are in worse taste and worse grammar than any of the preceding ones.

The Indra Subha group at Ellora should perhaps form a Fifth class, as it cannot in strictness be brought under any of the above heads; but it is difficult to decide whether they are Brahmanical or Jaina; if the former, they belong to the third class, if the latter, they must be classed with what in reality form the

Fifth class, or true Jaina caves, which, without this splendid auxiliary are few and insignificant, though there are some tolerable ones at Khandagiri in Cuttack, and in the southern parts of India; and in the

¹ Plate No. 4.

rock of the fort at Gualior, there are a number of colossal figures of one or the other of the Thirthankars cut in the rock, with sometimes, though not always, a small screen left before them, which thus forms a small chamber. Some of them are sitting, some standing, and many of colossal dimensions, from thirty to forty feet high; the whole however is of rude bad sculpture, and the date about, or rather subsequent to the eleventh or twelfth century of the Christian era.

Before proceeding to describe particular caves, I may also mention here, that in speaking of Buddhist Chaitya caves, I have used terms borrowed from the names given by antiquarians to the different parts of Christian churches, because in form and arrangement they so exactly resemble the choirs, more particularly of the Norman churches of the eleventh and twelfth centuries, that no confusion can arise from my doing so, and I know not where to look for other terms, that would apply to them, and be intelligible.

In speaking of Hindu temples, as Ram Raz¹ is the only person who has attempted to describe and define the different parts of Hindu architecture, I have used his name, Vimana, to describe the principal tower, or pyramid, or spire, that surmounts the Garbhagriha, or sanctuary, in which the idol or object of worship is placed. In Hindustan, it is usually called Dewal, or Bara, or Bura Dewal, to distinguish it from the former, which is commonly applied to the whole temple. The pyramidal part is called Sikra or Surra, more commonly the former.

The porch which always stands in front of the Vimana, I have also followed Ram Raz in calling Mantapa, though locally it is called Bogha Mandap, Munduf, Muntapum, &c.

Other names of less frequent occurrence will be explained, if necessary, as they occur.

The first series of caves I will mention are those in Behar, which I have not myself seen, as from the descriptions I had read of them I knew that they possessed no great architectural magnificence, and I was not aware, till too late, that these were perhaps some of the oldest caves in India; and their locality, too, in the very birth-place of Buddhism, gives them an interest which no other series possesses, and which certainly would have led me to visit them, had I been as fully aware of it then, as I have since become; for situated in the immediate neighbourhood of Rajagriha, the capital of India at the time of Buddha's death, and where the first convocation was held, and in the neighbourhood of the capital of Asoka², they occupy the locality from which

¹ Essay on the Architecture of the Hindús, 4to. London, 1834.

² Mahawanso, pp. 22 and 23.

we might expect more of interest than from any series in India. To the artist, however, they are the least so of any, and were it not for the inscriptions on the Milkmaid's and other caves would be almost equally uninteresting to the antiquary. The cause of this I believe exists, to a certain extent, in the unfavourable nature of the rock in which they are cut, being a long low hill, consisting of large blocks of granite without any continuous rock. But more is, I am inclined to think, owing to these being the first attempts at cave architecture, and to the simplicity which is a distinguishing characteristic of all the earlier caves. It is in the northern arm of this hill that are situated two small vaulted caves, the first ten feet wide by fifteen long, and nine feet high, and the other about the same dimensions. In the inside they are partially polished, but without any architectural mouldings on them. It is on these caves that were found the two inscriptions in the Lath character, deciphered by Mr. Prinsep, in the sixth volume of the Journal of the Asiatic Society of Bengal, as follows:—

“The Brahman girl's cave (and the Milkmaid cave respectively), excavated by the hands of the most devoted sect of Bauddha ascetics for the purpose of a secluded residence, was appointed their habitation in perpetuity by Dasaratha, the beloved of the gods, immediately on his ascending the throne.”

The character in which these inscriptions are written, evidently points to an era not distant from Asoka, and if the prince there mentioned is the Dasaratha, the grandson of that king, which I see no reason to doubt his being, we have at least two caves with an ascertained date, viz., about 200 B.C., and with the purpose for which they excavated explained.

As far as our researches have yet gone these are the most ancient caves in India; and I know of no other caves which from their locality, their form, or their inscriptions, can compete with them in this respect.

The other caves of this series are situated at some little distance from the above in the southern arm of the same hill, and though of greater extent, are generally as devoid of architectural ornament as those above described. It is therefore only to their inscriptions that we can look for materials to ascertain their dates or uses.

They consist of the Nagarjuni and Heft Kaneh, or Satghur group.

They have been described, first by Harington, in the first volume of the Asiatic Researches, and by Hamilton, in his Statistics of Behar.

The first contains the inscription first deciphered by Mr. Wilkins, and published with Mr. Harington's description, and which was revised by Mr. Prinsep in August, 1837.

After an invocation to Devi, it contains an inflated account of the virtues and great qualities of the king Yajna Verma, his son Sardula Verma, and his grandson Ananta Verma, who consecrated to this goddess (Devi) the beautiful village of Davidi, and it appears to have been to record this gift that the inscription was engraved.

The inscription on the Heft Kaneh is in the same character, and refers to the same parties.

The alphabet in which these inscriptions are written is very similar to that of the Gupta inscriptions, on the Allahabad Lath; if anything, more resembling the ancient Lath character; we could not therefore have much difficulty in fixing as their approximating date, the fifth century after Christ, and I do not think there can be much difficulty in identifying the Yajna Verma of the inscription, with the Yajna Sri of the Andhra dynasty of the Puranas, and who it is now generally allowed ascended the throne of Magadha, about the year 408 of our era.

The invocation to Devi and the language of the inscriptions is decidedly much more Brahmanical than Buddhist, and as they do not refer to the caves, we are left in uncertainty as to whether the Vermas really excavated them, and to what religion they were dedicated. It is difficult, however, to believe that any work of the Brahmans could be left without any indication of their polytheism, and the simplicity of the caves is a strong evidence in favour of their Buddhistical origin; and as there appears nothing to make us believe that the inscription is necessarily integral, but may have been added afterwards, it affords, I fear, no sufficient data for coming to any satisfactory conclusion regarding the monument in question.

A little further on is another group, the Karna Chapura, and the Lomas rishi caves. They appear to be adorned with some rude sculpture of a Brahmanical tendency. But none of the inscriptions on them that have been deciphered throw any light on their date, further than that they appear to be more modern than the two last referred to. But the drawings I have seen of their sculpture are much too imperfect and rude, to enable me to judge of their age by comparing them with the temples I have visited.

The next series in antiquity, and one of the most interesting in India, though one of the least known, are the caves of Khandagiri, situated about twenty miles from Cuttack, and five from Bobaneswar. There are here two small but picturesque and well-wooded hills of a coarse-grained sandstone, very rare in that neighbourhood, which seem from a very early period to have been a spot held particularly sacred

by the Buddhists; and though no caves exist here that can vie in size or magnificence with those of Western India, there are a greater number of authentically ancient caves here, than in any other series, and the details of their architecture are of a higher class than any other I am acquainted with.

These caves were first described by Stirling, in his valuable Memoir on Cuttack, in the sixteenth volume of the Asiatic Researches, and drawings of some of them were published by Lieut. Kittoe, in the sixth and seventh volumes of the Journal of the Asiatic Society; they still however require and deserve a much more careful examination than either of those gentlemen have been able to bestow on them, though the task is by no means an easy one, for they are still inhabited by Fakeers and Byragis of various classes, who, to increase their accommodation, have built up mud walls between the pillars of the verandahs, rendering the interior extremely dark, while the accumulated smoke of a thousand years' cooking has blackened the whole so as to increase the gloom, and has also encrusted over the sculpture in such a manner as to render its details almost invisible.

There is also considerable difficulty in gaining admission to the inhabited caves, and I found it impossible to effect an entrance into the finest of the whole series, which by the way does not seem to have been discovered by either of the gentlemen above-mentioned, and which I stumbled on by chance while wandering about without any guide. It is now inhabited by the chief of the Fakeers, whom I saw preparing to cook his dinner, and who was extremely insolent when I attempted to parley with him on the subject, so that I was obliged to content myself with an imperfect survey from above.

The caves on the Udyagiri (hill of the rising sun) are entirely Buddhist, and of a very early and pure type; those on the other hill, the Khandagiri, are much later, and principally Jaina.

The earliest of the whole series is the so-called Hathi Gumpha, or elephant cave. It is a large natural cavern, the only one in those hills, and very slightly, if at all improved by art, and consequently was probably the earliest chosen as a residence by some Baudha ascetic; and it is not improbable that it is to the sanctity acquired by some early saint, who took up his abode in it, that we owe the subsequent excavations in the hill. It is on the face of the rock above this cave that there exists the long inscription in the Lath character, which first attracted the attention of Mr. Stirling and his enthusiastic companion Major Mackenzie, and which Mr. Prinsep subsequently deciphered, (as far as its imperfect state would allow,) and published in the sixth volume of his Journal. Unfortunately, the inscription contains no

name that has been identified in any of the lists, and as there is no date, we are left entirely to the character of the letters, and its internal evidence, for an approximative era in which it could have been written.

There does not appear much reason to doubt the correctness of the etymological grounds on which Mr. Prinsep assumed the date to be somewhat subsequent to the Asoka inscriptions in the same neighbourhood. At least, I do not know of one reason that can be urged for assigning it a higher antiquity. But as it would take up too much space here to enter into all the arguments that might be urged on this head, I shall content myself with stating, that I think the balance of evidence inclines to a date about two hundred years before Christ, and that cannot be very far from the truth.

The other caves on this hill have all inscriptions in the Lath character, and therefore may all be safely assigned to a date anterior to the Christian era, and probably between that and the date above given. The only apparent exception is that on the Ganes Gumpha, which is in the Kutila character of the tenth century of our era; but the cave in which it is engraved is so entirely of the same character as the rest, both in architecture and sculpture, that it cannot be assigned to a different era, and the inscription must be considered as marking its conversion to the Brahmanical faith. All the larger ones consist of a pillared verandah, of from six to ten feet in width, the length varying with the number of cells which open into it from behind, these being generally about six feet wide. In the Thakoor cave, (the large one above alluded to, to which I could not obtain admittance,) the colonnade is the longest here, being fifty-five feet in length, with wings extending at right angles to it in front.

In the Ganes Gumpha, which is perhaps the most beautiful of the series, the verandah is thirty feet long by six feet wide, and seven in height; there are four doors which open from it into the inner excavation, which is seven feet six inches deep, and of the same length as the verandah. In this instance it is not divided into separate cells¹.

The sculpture on this cave is superior to anything I have seen in India, and I wish much it could be cleaned and casts taken of it. It consists of a frieze at the back of the verandah, broken into two compartments by the heads of the doors. A representation of it is published in the seventh volume of the Journal of the Asiatic Society, p. 683, but Mr. Kittoe's sketch was a very hurried one, and the lithography is not the most perfect, so that it does not do the subject justice.

The only sculpture I am aware of that resembles it in India, is that

¹ Plate No. 1.

of the Sanchi Tope, near Bhilsa, and it resembles European art more than any other. There are no gods, no figures of different sizes, nor any extravagance; everything is in keeping and in good taste.

Some have only two intercolumniations in front, and by far the greater number only one, or to speak more correctly, consist of an outer cave communicating with the inner by a small door, and in one instance, the rock containing a small cave has been sculptured into the form of a tiger's head, whose gaping mouth forms the vestibule to the cell; I do not know of any other instance of a similar vagary.

On the Khandagiri the caves are much less interesting, being all of an evidently later date. One called Lelat Indra Kesari ka Noor, probably was excavated by that prince, and its date therefore will be the beginning of the seventh century; it is an excavation of no great extent, and it is not easy to make out from the very unfinished state in which it has been left, for what purpose it was designed, being extremely unlike all the others of the series.

As Lelat Indra, however, was a devout worshipper of Siva, and built, or at least finished the great temple at Bobaneswar, it was probably intended to be a Brahmanical cave, like those at Ellora or Elephanta; his Rani, however, was a follower of Buddha, and this may have been her work.

Close to it is the largest cave on this hill; like most others, it consists of a verandah with pillars and a long apartment parallel to it, to which has recently been added an outer verandah of masonry plastered and painted. In this cave are sculptured the images of the twenty-four Thirthankars, and their female energies, which are probably coeval with its excavation, and at one end an image of the monkey-god Hanuman, though he probably is of a later date; he was however too well covered with red paint for me to make out from the style of sculpture to what age he belonged.

None of the other caves on this hill are particularly deserving of notice. On the top of it stands a small Jain temple erected during the the supremacy of the Maharatta; a neat building, but, as might be expected from the character of its founders, of no great pretensions.

One of the most singular features in all the Buddhist caves here, is the total absence of all images of Buddha, and indeed of any apparent object of worship; a circumstance which alone would, I conceive, be sufficient to place them in a higher antiquity than any series in Western India; for it is tolerably certain that the adoration of images, and particularly of that of the founder of the religion, was the introduction of a later and more corrupt era, and unknown to the immediate followers of the deified.

Whatever sculpture is used in these caves, and they contain some of a very high class, is purely ornamental, and has no reference either to the worship of Buddha, or to the purposes for which these caves were excavated¹.

Another singularity is the absence of a Chaitya cave, though it is mentioned in the inscription on the Hathi Gumpha, "the King Aira (?) caused to be constructed subterranean chambers, caves containing a Chaitya temple and pillars." In this instance, however, the cave, if one ever existed, may have been destroyed by those who have quarried stone here for the building of the Bobaneswar and other temples in the neighbourhood. But I am more inclined to think that the Chaitya here was a structural building, probably standing on the summit of Khandagiri hill, and that it has consequently been destroyed, like most of its congeners in India, in the struggles between the Buddhists and Brahmans, its materials removed, and probably a portion of them employed in constructing the present fane.

It is more than probable that it was in the Daghopa attached to these caves, that the famous tooth relic was preserved; which, during the troubles consequent on the invasion of the Yavanas, was removed for safety to Ceylon in the beginning of the fourth century, where it, or its representative, still exists.

I may also remark, that though all the roofs of the caves are flat, and flat architraves run in every instance from one pillar to another in the verandahs, still the early Buddhists could not get over their singular predilection for the arch, and have employed it as an ornament whenever it could be introduced; and thus, though all the doors are square-headed, scarcely any exist that have not a semicircular or rather horseshoe ornament above, placed in the manner of a discharging arch in common masonry. I call this singular, for though the form of the arch is almost universal in all Buddhist caves, it does not, that I am aware of, exist in any Brahmanical one, nor in any structural building in Hindustan prior to the Mahomedan invasion, nor then in almost any Hindu building down to the present time, with the exception of some temples built during the reign of Akbar the Great.

There are not, as far as I am aware of, any other caves on the eastern side of India, certainly none of any importance, except those at Mahavellipore, which being the most modern in India, I will describe last, having previously made the circuit of the peninsula; and we must therefore step at once to the western side, where they exist of a size and magnificence totally unknown on the eastern side. I have

¹ In one cave, the Jodey Gumpha, some figures seem to be worshipping the Bo Tree; see Kittoe's plate above referred to.

not been able to visit all the caves myself, but I have examined those of Ajunta, Karli, Salsette, Doomnar, Ellora, Elephanta, and Mahavellipore. The caves of Nasik, Junir, and Baug, I have not been able to visit, but from all I could learn on the spot, the two first mentioned series contain no type not seen at Karli, Ellora, or Salsette; while the latter are so similar to those at Ajunta, that though extremely numerous, and no doubt interesting, I am not aware of their offering any thing of a new or distinctive character.

In attempting to describe so many caves, it would be desirable, if possible, to adopt some mode of classification by which to connect so many dissimilar objects. The most desirable would certainly be a chronological one, describing each cave according to its date; but their ages are so imperfectly ascertained, that this would at present, I fear, only lead to confusion; and as each series extends through several hundred years, some nearly a thousand, and consequently, they were contemporary one with another, no succession can be made out between the different series. I shall therefore describe those I have visited in the order in which I have named them above, placing Ajunta first, because it is the most perfect and complete series of Buddhist caves in India, without any admixture of Brahmanism, and contains types of all the rest; next Karli, which, though by no means so extensive as the first, is still purely Buddhistical, and contains the finest Chaitya cave in India. The Salsette or Kannari caves are also purely Buddhist, but very inferior in every respect to the two former. Those of Doomnar and Ellora contain a strong admixture of Brahmanism, and those of Elephanta are entirely Brahmanical, though perhaps not later than some of those at Ellora.

And lastly, I will revert to those at Mahavellipore, which are entirely Brahmanical, and excavated after all the other series were finished.

After crossing the valley of the Taptee from the north, you approach a ghát of some five or six hundred feet in height, supporting the table-land of the Dekkan. The upper line of the ghát is flat and regular and the wall, if I may use the expression, tolerably even except in some places where it is broken by ravines, which extend for a considerable way into the table-land above. It is in one of these ravines that the caves of Ajunta are situated. The entrance to the ravine is nearly half a mile in width, but is gradually narrower as you wind up it, till it terminates in a cascade of seven falls, called the sat koond; the

¹ See Transactions of Bombay Literary Society, vol. ii., p. 194.

lowest fall may be one hundred feet high, the others together one hundred more.

Immediately below the fall the ravine makes a sudden turn to the right, and it is in the perpendicular cliff forming the outer side of the bend, and facing the koond, that the caves are situated; the whole series extending, as nearly as I can guess, about five hundred yards from north to south-east.

The most ancient are situated about one-third of this distance, or about one hundred and fifty yards from the most northern end, and are the lowest down in the rock, not being above thirty or forty feet above the bed of the torrent, while to the north they rise to about eighty feet, and at the southern extremity they rise to about one hundred or one hundred and fifty feet; the extreme excavations however are at this end unapproachable, in consequence of the ledge of the stratum, which formed the terrace of communication along the whole series, having fallen away, and left the face of the cliff perpendicular for its whole height, which is as nearly as I could estimate about three hundred feet.

Names have been given to some of the caves, but these are neither very appropriate nor well understood, and as the local cicerone who accompanied me the first day gave the same name to different caves at different times, and, I believe, invented others when his memory failed him, I adopted the surer plan of using numbers; and, beginning at the northern end, or that lowest down the stream, called the first cave number one, and so on to twenty-seven, which is the last accessible cave at the south-eastern extremity; and as this plan can lead to no confusion, I shall now follow it.

According to this arrangement, the ninth, tenth, nineteenth, and twenty-sixth, from the north end, are Chaitya or Daghopa vaulted caves, without cells; the rest are all Viharas, or Monasteries, with cells and flat roofs.

The lowest down and the most ancient, are the twelfth and eleventh; the first-named is the plainest cave of the series, being entirely without pillars, and there is no sanctuary or image, nor, apparently, any visible object of worship; indeed, its only ornament consists of seven horseshoe canopies on each side, four of which are over the doors of the cells, the other three merely ornamental; they are very similar to those at Cuttack, and under them is a reeded string course, similar to that used in those caves, and which I have not observed any where else except there and at the great Karli cave; indeed, it resembles the caves in the Udyagiri in almost every respect, except it being square, thirty-six feet seven inches each way, while those at Cuttack are all longer than their depth. The front would

have afforded the best means of identification, but unfortunately it is entirely removed by the rock above giving way; I searched earnestly for inscriptions, but could only find one on the inner wall, in a character slightly modified from that on the laths, and, therefore, probably written early in the Christian era; but it does not, from its position, seem to be at all integral, or to form a part of the original design, and therefore would not fix the date even if deciphered.

The next cave to the north, number eleven, is not quite so large, being only thirty-seven feet ten inches, by twenty-eight feet six inches; it is very similar in some respects to the last, but has four pillars in the centre supporting the roof¹.

This is, probably, one of the earliest instances of the introduction of pillars for such a purpose, and though they are clumsily used here, the example is interesting, as it was to the extended use of them, that we owe all the magnificence of the modern Vihara; the window on each side of the door is divided into three lights, by two pillars standing on each cill². The sanctuary is not finished, and, indeed, seems to have been an afterthought; but there are antelopes, lions, and a boy in an attitude of prayer, sculptured on the wall in the very best style of art, and evidently coeval with those of the Ganesa Gumpha at Cuttack; the walls have been stuccoed and painted, but the paintings are so much destroyed as to be scarcely distinguishable; I could discover no inscription on any part of it.

The next two caves to these on the north side, numbers ten and nine, are two Daghopa caves, almost counterparts of one another, except that the first is very much the largest, being ninety-four feet six inches in depth, and forty-one feet three inches wide, while the other measures only forty-five feet by twenty-three feet.

The largest one has, or rather had, twenty-nine pillars surrounding the nave; they are plain octagons, without capital or base, and have been covered with stucco and painted; thirteen of them are fallen, leaving large gaps in some places, and the outer screen is entirely gone. Like all Daghopa caves, it has a ribbed roof. In some caves, the ribbing is in stone, in others, as at Karli, it is in wood. This cave combines both methods, the aisles being of stone, while the nave has been ornamented with wood, which has entirely disappeared, except some of the battens and pins that fastened it to the rock, and the footings for the ribs, which are sunk to some depth in the rock.

The Daghopa is plain and solid, without any ornament, except the square capital or tee on the top, but there can be no doubt that it was

¹ Plate No. 5, fig. 1.

² Fig. 2.

once richly ornamented, probably in wood, for which some mortices remain; and that it was crowned, as at Karli, by three umbrellas.

The whole of this cave has been covered with stucco and painted, and many of the smaller paintings on the pillars, and in the panels of the roof of the aisles, remain, consisting of figures of Buddha and his disciples in various attitudes, rosettes and other ornaments; but owing to the ruined state of the front, the rain apparently has beat in, and destroyed the larger subjects. There are several inscriptions painted on the plaster, and though none remain sufficiently entire to be transcribed, yet sufficient remains to show, that the characters are those that were used subsequent to the Christian era.

On the exterior face, however, of the cave, but very high up, is an inscription of some length in the pure Lath character, which would at once give an antiquity to the excavation of about 100 or 200 B. C., as far as such evidence can be relied on.

The smaller cave had only twenty pillars surrounding the nave, similar to those in the other; eight of them are broken, but at the entrance there are four pillars of a different form and richer detail. Of its paintings but little remains, except in the inner wall, where they are still tolerably entire. In this circle I found two inscriptions painted on the stucco on the walls; the first under a figure seated on a chair, with the fore finger of the left hand touching that of his right, the second under a Daghopa, painted also on the wall. And on the south side of the cave, opposite the first, there was a third inscribed in a panel under another figure, seated in a chair, but so defaced, that I could only see that it was in the same character as the other two; its existence, however, appeared to me very valuable, from its position as an integral portion of the design which it forms a part of, and if its age can be determined, it will show the period at which the paintings were executed. I have not myself much difficulty in assigning it, on the faith of Mr. Prinsep's alphabets, to the second or third century of our era.

The eighth cave from the end is merely a natural cavern, without any inscription or object of interest; and the seven that precede it, are so modern, that I would prefer going back to number thirteen, and continue to describe them as they occur from this point towards the southern extremity, as I shall thus preserve something like the succession of dates in which they were excavated, without the confusion that would arise from selecting here and there.

Thirteen is only a small cave with two cells, and has nothing remarkable about it.

Fourteen is a large unfinished cave under thirteen, and apparently

meant as an under story to it; only the first line of the pillars in the interior is hewn out, and left in a rough state. The verandah pillars, however, are finished, and are of an unusual form, from being merely square piers with plain bands.

Fifteen is a plain square cave, but filled up with mud and debris nearly to the roof, so that there is considerable difficulty in effecting an entrance, and only its general plan can be made out.

Numbers sixteen and seventeen are the two finest Viharas of the series, and apparently belong to, and were excavated at the same time, with nineteen, which is the best finished Chaitya cave of the series; to these may be added the one beyond number twenty, as they all seem of the same age, and the four together form the most interesting group of the Ajunta caves. There are two long inscriptions on the external faces of sixteen and seventeen, which probably contain something of their dates and history¹; I did not, however, attempt to copy either, and my opinion of their age, therefore, rests entirely on their architectural details and their position in the series; I believe them to have been excavated between the fourth and sixth century after Christ, but more probably about the latter date.

Sixteen is a square cave, sixty-seven feet six inches wide, and sixty-five feet two inches deep, exclusive of the sanctuary; the centre hall is surrounded by twenty pillars, generally of an octagon form, the sides of which are adorned in painting with something like a Roman scroll, alternating with wreaths of flowers².

All the details of its architecture are particularly good and elegant, more so than any other cave in this series; there are no side chapels, but eighteen cells surrounding the great hall. The figure in the sanctuary is seated with his feet down; some of the paintings are tolerably entire and extremely interesting, though not so much so as those in the next cave; the swords in the soldiers' hands are shaped something like the Nepalese Kookry, and the shields are of an oblong form.

Seventeen, generally called the Zodiac cave, very much resembles the last described in almost every respect. Its dimensions are sixty-four feet by sixty-three feet, and it has twenty pillars disposed as in the other; it is not, however, so lofty, and the details of the pillars are by no means so graceful or elegant as in number sixteen. The paintings, however, are much more entire, and though the colours in some places are a good deal faded, the subjects can generally be made out.

On the right hand wall, as you enter, a procession is painted.

¹ Journal of the Asiatic Society of Bengal, Vol. v. Plate 29.

² Plate No. 6.

Three elephants issuing from a portal, one black, one red or rather brown, and the third a white one, which seems the principal one of the group; showing how early arose the predilection for these animals, which still exists among the Burmese and Siamese of the present day. Chattahs and flags are borne before them, and men with spears, swords, and shields make up their retinue.

On the back wall is a hunting scene, in which a maned lion, powerfully and well-drawn, forms the principal object of attraction; there are also deer and dogs, and men on horseback and on foot without number.

In the verandah to this cave are some singularly interesting paintings; at one end a circular one, which I at first took for a zodiac, though, on further examination, I gave up the idea; its centre is divided in eight compartments, and the outer circle into sixteen or seventeen. Each of these compartments are crowded with small figures, but what the subject is I could not make out.

Over the door are eight figures sitting cross-legged; the first four are black, the fifth fairer, the next still more so, the last fair and wearing a crown. It may be remarked, that there are more black people painted in this cave than in any of the others: the women, however, are generally fair, and the men all shades, from black to a European complexion. The roof is painted in various patterns, not at all unlike those still existing in the baths of Titus, though in an inferior style of art. I had not time, even if I had had the ability, to copy these interesting paintings, and I fear any one who now visits them will find that much that I saw has since disappeared.

The style of these paintings cannot of course bear comparison with European painting of the present day; but they are certainly superior to the style of Europe during the age in which they were executed: the perspective, grouping, and details are better, and the story better told than in any paintings I know of, anterior to Orgagna and Fiesole. The style, however, is not European, but more resembles Chinese art, particularly in the flatness and want of shadow; I never, however, even in China, saw anything approaching its perfection.

I looked very attentively at these paintings, to try and discover if they were fresco paintings, or merely water colours laid on a dry surface; but was unable to decide the point: the colour certainly is in some cases absorbed into the plaster, and I am inclined to think they may have been painted when it was first laid on, and consequently moist; but I do not think it could have been done on the modern plan of painting each day all the plaster laid on that day.

Eighteenth. Merely a porch of two pillars, apparently the commencement of an excavation, or of a passage or entrance to

The Chaitya cave, number nineteen¹, which is more remarkable for the beauty and completeness of its details than for its size, being only forty-six feet four inches, by twenty-three feet seven inches in width. Seventeen pillars surround the nave, all of which are very richly ornamented, and above them is a band occupying exactly the same position as a triforium would in a Christian church, and occupied here with niches containing alternately figures of Buddha sitting cross-legged, and standing. The roof is ribbed in stone, but the most interesting feature is the Daghopa, which has here the three umbrellas in stone rising till they touch the roof; in front of the Daghopa is a figure of Buddha, standing. The exterior of this cave is as rich as the interior, and though damaged in some parts, by the rocks falling from above, the injury is less than in most others, and very little labour would free the lower part from the accumulated materials, and display entire one of the most perfect specimens of Buddhist art in India; but one that I must not dwell on longer, as I feel that, without drawings, I should be unable to convey to others any correct impression of its beauties or details.

Twenty. The last of this group is a small Vihara of singular plan, twenty-eight feet two inches wide, by twenty-five feet six inches deep, with two cells on each side. There is no internal colonnade, but the roof is supported by advancing the sanctuary about seven feet into the hall, and making its front consist of two columns in antis. There is also a verandah in front, with an apartment at each end. Its paintings are almost entirely obliterated, except those on the roof, and these consist of frets and flowers, not otherwise interesting than merely as showing its connexion with the Viharas sixteen and seventeen. There is an inscription on one of the pillars of the verandah, but very much obliterated, and apparently not integral.

Before proceeding further in this direction we must return back to the seventh and sixth from the north, and which, though scarcely coeval with the last group described, are certainly later than those first mentioned, and as certainly earlier than the group which succeeds, and which closes our list; but whether they are antecedent to numbers sixteen and twenty, or slightly posterior to them, I am unable to decide.

Number seven is merely a large verandah, sixty-three feet four inches in length, by thirteen feet seven inches in breadth, with the cells opening at the back of it, something in the manner of the Cuttack caves; the front line of the verandah is broken by the projection of two porches of two pillars each, which are here particularly inte-

¹ Plate No. 3.

resting, as they are extremely similar to the pillars at Elephanta, and those in the Doomar Lena at Ellora, and therefore probably not far distant in date. There is also a chapel with two pillars at each end.

To the left of the sanctuary are five crosslegged figures, each seated on a lotus, and a lotus between each; on the right, two crosslegged and seven standing figures, the centre lotus of each series supported by figures with snake canopies. Within the sanctuary, on each side, are two large and one smaller figures, and two men sitting crosslegged, and having chowries in their hands. On the step are sixteen figures of disciples seated cross-legged.

Number six is the only two-storied cave at Ajunta. The upper story has twelve pillars, octagons changing into plain squares at top and bottom, and with bold bracket capitals, not painted but sculptured with figures of Buddha. At first I thought this a Jaina cave, and tried to find the twenty-four thirthankars in some place, but was unsuccessful; the series consist of sixteen, eight, four, and are apparently of disciples, as none had the emblems by which the thirthankars are usually recognised.

The cave is fifty-three feet square, the aisles nine feet wide. The lower story is of the same dimensions as the upper, and of the same plan, except that four additional pillars have been introduced in the centre; they are all plain octagons, changing to sixteen sides, with pilasters to each row. Seven of these only are standing, nine having fallen down, owing to the inferiority of the rock in which they are cut, and also to water entering from above, and rotting the stone; the whole cave has a dismal and ruinous look not common here; and it is also without sculpture, having apparently depended entirely on painting for its decoration. The pillars in front of the sanctuary are of the same Elephanta character as those of the last-mentioned cave.

There now only remains to be described the last group of these caves, consisting of the first five from the north, and the last seven at the other extremity; they are all so nearly of the same age, that I am quite unable to discriminate between them, and all evidently the last excavated here. They are singularly unlike any other caves or structural buildings I am acquainted with, and I had consequently less means here than with the others of coming to a satisfactory conclusion regarding their dates; if, however, we assume the last group to have extended to the sixth or seventh century of our era, these must range between that period and the tenth, after which time I conceive no Buddhist caves were excavated in India, and we cannot therefore be far wrong in placing them in the eighth and ninth centuries.

As I cannot fix their succession, I may as well begin with number

one, and passing over those already described, proceed to twenty-seven, the last visited.

The first that commences, or rather ends, the series on the north, is a very handsome vihara cave, with a fine verandah ninety-eight feet in length, and a chapel at each end, the hall is sixty-four feet square, adorned with twenty pillars three feet in diameter, richly carved, and with bracket capitals. The cave is a good deal filled up with mud, but, notwithstanding, the paintings are tolerably entire, and some of them very interesting; though both they and the details of the architecture are small and frittered away, when compared with the two first-described groups.

The second is a twelve-pillared cave of which I have given a plan¹; it is in very good preservation, and the paintings, particularly on the pillars, are tolerably perfect. In the sanctuary there is a statue, of course of Buddha, and a chapel on each side of it, at the end of the aisles. In the one on the north are two most portly, fat figures, a male and female: in the south one, two male figures, occupying a like position. Who they were meant to represent I could not make out, for they were quite strangers to me.

The third is a very fine bold cave, and one of the largest viharas of the series, but does not appear to have been quite finished; the colonnade in the centre consists of twenty-eight pillars, (the only instance I know of such magnificence,) disposed in four ranges of eight pillars each, counting the angular ones in each line; the pillars, generally bold octagons eleven feet in circumference; the whole hall is ninety-one feet square; the aisles twelve feet two inches wide, which is also the width of the verandah. This cave never having been finished does not appear ever to have been painted. It is now so dreadfully infested with bats that it is almost impossible to stay in it any length of time, and I had not the courage to explore its cells; as, however, I found nothing of interest in any of the others, I do not suppose there was much to regret here.

The fourth cave is situated higher up in the face of the rock, and as there is no path to it, I did not discover its existence till the day I was leaving the place, when I saw it from the opposite side of the ravine which I had scrambled up to in a wild-goose chase, to look for the city of Lenapore, having been delighted with its name, and convinced, in spite of the assurance of my guides, that it must contain something of interest; it was, however, "*vox et præterea nihil.*"

The fifth was so choked up with mud, that it was almost impossible

¹ Plates No. 2 and 7.

to see what it was, further than that it had been a square cave of no great dimensions.

We must now return to cave number twenty, the last described towards the south.

Leaving it you proceed for some distance along the ledge, which, owing to a torrent coming over here during the rains, is more than usually ruined, and the path in some places very narrow and dangerous; and as I had to traverse this several times in the middle of the day at the end of March. I suffered extremely, not only from the heat of the sun, but from the reflection from the rocks, which were heated like an oven.

Having passed this, however, you arrive at the twenty-first cave from the north end, a large vihara, fifty-two feet six inches deep, by fifty-one feet six inches in width. It is similar in almost every respect of plan, style, and execution, to the cave above described as number two. It is, not, however, quite finished, as the pillars of the sanctuary are only hewn rough out of the rock, and many of the details are left incomplete. Its paintings are now nearly obliterated, except on the wall on your left hand as you enter, where there still exists a large figure of Buddha, of a black complexion, or at least very dark, and with red hair, and attended by black slaves. There are several ladies introduced into the composition, but notwithstanding the blackness of their companions, they are here, as in most other caves, represented with complexions almost as fair as Europeans. There is a small chapel with two pillars in *antis*, on each side, as well as at each end of the lateral aisles. The verandah has fallen down, but the chapels at each end remain, with the pilaster which terminated the colonnade at each end, showing its dimensions and depth.

As I before remarked, the execution of this cave, as well as of number two, is decidedly inferior to that of the intermediate ones; not indeed in richness and quantity of ornament, but in style. There is a weakness in the drawing of the details, and the ornaments are crowded and cut up in a manner that gives a tawdry and unsatisfactory appearance to the whole; very unlike the bold magnificence of those of an earlier age. To use a comparison drawn from the architecture of our own country, they bear the same relation to numbers sixteen, seventeen, and twenty, as the Tudor architecture does to the pure Gothic of the Third Edward.¹

The twenty-second is a small cave only seventeen feet square, without pillars, excepting two rough-hewn ones in front of the sanctuary, in which is a figure of Buddha seated, with his legs down.

¹ Compare Plates No. 6 and 7.

The twenty-third is another vihara of twelve pillars, very similar in all respects to numbers two and twenty-one ; it has, however, been left in a very unfinished state, without even an image in the sanctuary, or indeed anywhere else, and there exists no trace of painting that I could detect in any part. Its dimensions are fifty-one feet by fifty-one feet eight inches.

Number twenty-four is the pendant in the series to number three, and would have been one of the finest had it been finished ; but merely its general form and dimensions have been made out. Only one pillar has been completely sculptured, and one side of the colonnade exists as a wall with slits in it. It was intended to have been a twenty-pillar cave ; the centre hall would have been about forty-three feet square, and the whole about seventy-four feet each way. The details of sculpture and style are of the same class as two, three, and twenty-one, but much more pains appears to have been taken with their execution, and on the whole they are richer than those above alluded to, if it is fair to judge by what is visible ; for besides that so little has been executed, the cave is now half filled with mud. The verandah has been completed, but three out of its six columns are broken, and the others much injured.

This cave is particularly interesting as showing the whole process of excavation, from its commencement to the finishing of the details, some parts having been left in every stage of advancement. The rock (amygdaloidal trap) in which they are cut is of a soft, coarse texture, so that the labour of excavation could not have been so great as is generally supposed ; indeed, I am very much inclined to believe that this mode of excavating was the cheapest and least laborious by which buildings of this class could be erected. If the stones were quarried so as to be of use for building purposes at the same time, it certainly would be so ; but that does not seem to have been the case here, as all the rough work appears to have been done with the pick-axe.

Twenty-five. A small rude vihara cave, with a verandah of ten pillars.

Twenty-six is the fourth vaulted or chaitya cave of this series, and decidedly the most modern. In general plan it is very similar to number nineteen, but its dimensions exceed the former very considerably, the whole width being thirty-six feet three inches, that of the nave seventeen feet seven inches, and the total length sixty-six feet one inch. Its sculptures, too, are far more numerous and more elaborate, indeed, more so than in any other cave of the series ; but they are very inferior both in design and in execution, so much so that if other proof were wanting this alone would be sufficient to stamp this at once as one of the latest, if not the last executed cave of Ajunta.

The Buddha on the front of the Daghopa is seated with his feet down.

The walls of the aisles are entirely covered with sculpture, principally figures of Buddhas or disciples, of all sizes, and in every Buddhist position. Among others in the south aisle is one twenty-three feet long, reclining at all his length, being the attitude in which they prepare to receive nirvana (beatitude); above him are an immense host of angels, awaiting apparently his arrival in heaven, and one beating most vigorously a big drum.

The fat figures with judges' wigs, who do duty as brackets, have here four arms, which is the only instance I am aware of in these or any other Buddhist caves, of such a piece of Hinduism.

The details of the pillars, particularly those of the verandahs, are of precisely the same character as all those of this group, but their details are worse executed here, than in any of the others.

There are two inscriptions on the outside of the cave apparently integral, one under a figure of Buddha on your left as you enter, the other is much broken but more distinct, upon your right. The character used in them belongs to the ninth or tenth century of the Christian era.

The twenty-seventh cave is a small square vihara without pillars, and the sanctuary only commenced, and the whole left in a very unfinished state; the front has entirely crumbled away, so that its dimensions can scarcely be ascertained; it was, however, about forty feet in width.

There are one or two caves beyond this, but the ledge having fallen away, they are quite inaccessible. From the ruined state of their fronts, and the debris that has accumulated before them, I was unable to guess either at their size or state of progress; judging, however, from the last caves visited, there cannot be much worth seeing in them, and indeed, I am not quite sure that what I took for caves were not holes, or shadows thrown by masses of rock.

I have been more particular in describing this series than any other, partly because I am not aware that any detailed account of them has been given to the public to which I could refer, and partly because they are in some respects the most interesting series of Buddhist caves in India. They cannot, indeed, boast of a chaitya cave like Karli, but the viharas here are more splendid than anywhere else; they are more entire, and are the only caves that retain much of their original painting and decoration. They also are purely a Buddhist series, and almost every change in cave architecture can be traced in them during a period of about one thousand or twelve hundred years, which is nearly

the term during which that religion flourished in its native land; and they thus form a sort of chronometric scale, which I found extremely useful in my attempts to ascertain the ages and dates of caves in other series, none of which are so complete as this one.

The others having all been described before, I shall merely notice such peculiarities as bear specially upon my subject, and refer to printed descriptions for details.

BAUG.

In a small valley or ravine penetrating, like that at Ajunta, into a table-land resting on the ghât on the north side of the valley of the Taptee, and about three miles from the small town of Baug, are situated four caves, which have been described by Lieutenant Dangerfield in the second volume of the Transactions of the Literary Society of Bombay. His description is remarkably clear, and with the drawings that accompany it, enable one to determine at once what they are, and almost the age at which they were excavated.

The largest vihara would at Ajunta be a "twenty-pillar" cave, but owing to the badness of the rock in which it is excavated, the architect left four additional columns in the centre of the hall. In the sanctuary there is a daghopa, an arrangement I do not know of elsewhere, and can only account for here, by supposing that this symbol was necessary for Buddhist worship, and there being no chaitya cave in the series it was necessary to introduce it here; in that case, however, it is strange that they omitted the figure of Buddha in front, which seems to have been the case.

The second cave is an unfinished one, but the third, at some distance from the two first, is a vihara eighty feet by sixty, and though much ruined retains a good deal of its original paintings; judging from them, the only detail given, they appear to be of about the same age as the second group at Ajunta, whilst the large cave belongs to the last of that series, or may be intermediate between the two.

There are two other caves at Baug, but one entirely ruined, the other only commenced.

KARLI.

About half way between Poona and Bombay on the right hand side of the valley as you proceed towards the sea, is situated the great cave of Karli, without exception the largest and finest Chaitya cave in India, and fortunately also the best preserved.

Its interior dimensions are one hundred and two feet three inches for total length, eighty-one feet three inches for length of nave. Its

breadth from wall to wall is forty-five feet seven inches, while the width of the nave is twenty-five feet seven inches¹. The nave is separated from the side aisles by fifteen columns on each side, of good design and workmanship; on the abacus which crowns the capital of each of these are two kneeling elephants, and on each elephant are two seated figures, generally a male and female, with their arms over each other's shoulders; but sometimes two female figures in the same attitude. The sculpture of these is very good, and the effect particularly rich and pleasing. Behind the Chaitya are seven plain octagonal piers without sculpture, making thus thirty-seven pillars altogether; the Chaitya is plain, and very similar to that in the large cave at Ajunta, but here, fortunately, a part of the wooden umbrella which surmounted it remains. The wooden ribs of the roof, too, remain nearly entire; and the framed screen, filling up a portion of the great arch in front, like the centering of the arch of a bridge, (which

¹ In the Atlas to Lord Valentia's Travels, a detailed plan of this cave is given, on which the dimensions taken by the scale are forty-six feet wide by one hundred and twenty-six feet long; and as the plan appears to have been drawn with considerable care, (by Mr. Salt, I believe,) and these figures are repeated in the text, I was a good deal staggered by finding so great a discrepancy, and inclined at first to give up my own as incorrect. I have however retained them, not only because they were taken with care, and I cannot see how so great an error could have crept into them; but also, because Lord Valentia's dimensions are quite at variance with those of all the Chaitya caves I am acquainted with, as the following table will show.

	Length.	Width.		
No. 10, at Ajunta, is	94·6	41·3	or as	1 to 2·285
Cave at Karli, is	102·3	45·7	„	1 „ 2·243
Kannari, is	88·6	39·10	„	1 „ 2·222
No. 19, Ajunta, is	46·4	23·7	„	1 „ 1·961
No. 9, Ajunta, is	45·	23·	„	1 „ 1·956
Viswakarma, is	83·1	43·	„	1 „ 1·939
No. 26, Ajunta, is	66·1	36·3	„	1 „ 1·826

While Lord Valentia's dimensions for the Karli cave would be as 1 to 2·739.

It is not however only to confirm my own measurements that I have quoted this table, but to show on how regular a system these caves were excavated, and also as confirming their relative ages, as arrived at in the text from other grounds; for it will be observed, that the oldest caves are longest in proportion to their breadth; and that the ratio diminishes as we descend in the series in an almost perfect progression, the only apparent exception being the Kannari cave; but if that is a copy of the Karli one, as I have stated in the text, this is accounted for. If I am mistaken in placing it as a copy in the ninth century, it must on many grounds take its place as it stands in this table.

Another apparent exception is the small cave, No. 9, Ajunta, which in the text I placed in the same age as the one next it, and I confess I am at present unable to offer any suggestion to account for the discrepancy.

by the way it much resembles,) still retains the place in which it was originally placed.

At some distance in advance of the arched front of this cave is placed a second screen, which exists only here and at the great cave at Salsette; though it might have existed, and I am inclined to believe did, in front of the oldest Chaitya caves, Nos. 9 and 10, at Ajunta; it consists of two plain octagonal columns, with pilasters; over these is a deep plain mass of wall, occupying the place of an entablature, and over this again an attic, if I may use the term, of four dwarf pillars; except the lower piers, the whole of this has been covered with wooden ornaments, and by a careful examination, and measurement of the various mortices and footings, it might still be possible to make out the greater part of the design; it appears, however, as far as I could discover, to have consisted of a broad balcony in front of the plain wall, supported by bold wooden brackets from the two piers, and either roofed, or having a second balcony above it; no part of the wood however exists now, either here, or at Salsette.

It is more than probable, however, that this was the music gallery, or Nagara khana, which we still find existing in front of almost all Jaina temples, down even to the present day; whether the space between this outer and the inner screen was roofed over or not, is extremely difficult to decide; from the mortices at Salsette, I should certainly say it was so; but here the evidence is by no means so distinct, though there is certainly nothing to contradict the supposition.

I could find no traces of painting in this cave, though the inner wall has been plastered and may have been painted; but the cave is inhabited, and the continued smoke of cooking fires have so blackened its walls, that it is impossible to decide the question now; strangely enough its inhabitants are now Sivites, and the cave is considered a temple dedicated to Siva, the Daghopa performing the part of a gigantic Lingam, which it must be confessed it resembles a good deal. While I was there, there was a fair going on, and a festival in honour of his Hindu godship. All the flat spots of the rock were occupied by tents, and the dokaans of the various dealers in sweetmeats and trinkets who frequent these places; and every corner was occupied by pilgrims or devotees of some sort or other, who, though they did not actually prevent my entering or sketching, were extremely clamorous for alms, and annoyed me a good deal by their curiosity and impertinence.

It would be of great importance if the age of this cave could be positively fixed; but though that cannot quite be done, I think it pro-

bable that its age is antecedent to the Christian era; and at the same time, it cannot possibly have been excavated more than two hundred years before that era.

On the Silasthamba (pillar) on the left of the entrance, Colonel Sykes copied an inscription, which Mr. Prinsep deciphered in the sixth volume of the *Journal of the Asiatic Society*; it merely says, "This lion pillar is the gift of Ajimitra Ukas, the son of Saha Ravisabhoti;" the character, Prinsep thinks, that of the first or second century B.C. From its position and import, the inscription appears to be integral, and the column is certainly a part of the original design. For myself, I confess, that if the Lath character was ever in use on this side of India, I do not think it could have undergone so great a change as these characters show in so short a time, and that we must come down, at least, to the Christian era for this inscription.

In a letter lately received from Dr. Bird, of Bombay, he says, "I may mention that the one at Carlee presents an inscription of the twentieth year of Dutthama Hara, otherwise called Duttagamini, king of Ceylon, B.C. 163." I did not see this inscription; I do not know, therefore, whether it is integral or not, nor in what character it is written, which is of importance; for unless other circumstances confirm the identity, I should be afraid of being deceived by the nominal similarity of a king at so great a distance. If, however, the inscription, which Dr. B. will no doubt publish, should confirm this, it will be one of the most interesting dates that these inscriptions have yet disclosed to us.

In disposition and size, and also in detail, as far as similarity can be traced between a cave entirely covered with stucco and painted, and one which either never had, or has lost both these ornaments, this cave is so similar to the two at Ajunta which I had before placed about this age, and on the front of it there is also the reeded ornament which is so common at Khandagiri, and only exists there and in the oldest caves at Ajunta, that from all these circumstances I am inclined to think the above date 163 B.C., as at least extremely probable, though by no means as a date to be implicitly relied upon.

It is to this cave, more especially, that the remark applies that I made, p. 6, that the Chaitya caves seem at once to have sprung to perfection; for whether we adopt the Mahawanso for our guide, or Asoka's inscriptions, it is evident, that this country, under the name of Maharatthan in the former, and Pitenika in the other, is one of the unconverted countries to which missionaries were sent in the tenth year of Asoka's reign; and if, therefore, we assume the above date to be at all near the truth, a century had scarcely elapsed between the

conversion of the country and the execution of this splendid monument. There is nothing in the Viharas here or elsewhere which I have placed about the same date, that might not have been elaborated from a natural cavern in that period, but there is a complication of design in this that quite forbids the supposition; and it must either be brought down to a much more modern epoch, or it must be admitted to be a copy of a structural building; and even then but half the difficulty is got over. Was that structural building a temple of the Brahmans or Buddhists? was it designed or invented since the death of Sakya Sinha? or did it belong to a former religion? and lastly, if we are correct in supposing cave digging to have commenced only subsequent to Asoka's reign, why, while the Viharas were still so small, and so insignificant, was so great a work undertaken in the rock¹?

It would be a subject of curious inquiry to know whether the wood-work now existing in this cave is that originally put up or not. Accustomed as I had long been to the rapid destruction of every thing wooden in that country, I was half inclined to be angry when the idea first suggested itself to me, but a calmer survey of the matter has convinced me that it is; certain it is, that it is the original design, for we find it repeated in stone in all the niches of the front, and there is no appearance of change or alteration in any part of the roof; every part of it is the same as is seen so often repeated in stone in other and more modern caves, and it must therefore have been put up by the Buddhists before they were expelled; and if we allow that it has existed eight hundred or one thousand years, which it certainly has, there is not much greater improbability in its having existed near two thousand years, as I believe to be the case. As far as I could

¹ In the Mahawanso, (page 12,) it is said that the first convocation was held "in a splendid hall built at the entrance of the Sattapani cave," which would seem to prove that the cave then existed. The Mahawanso, however, was compiled one thousand years after that event, and the cave which may have been a subsequent excavation designed to mark the place where the meeting was held; or at best, it is but a tradition that such was the case.

In like manner it is mentioned in the Chinese work quoted by Colonel Sykes, in his notes on the political state of ancient India, (vol. vi., p. 203, Journal R.A.S.,) that Ananda, "after the death of Buddha, collected five hundred pious men in the cavern of Pi pho lo, and, jointly with them, collected the vinayas." This is evidently the same tradition still further improved upon, and coming from an authority so distant in date and locality, is not entitled to much respect, unless indeed some cave could be discovered of that date; or some circumstantial evidence be adduced to corroborate a tradition which may easily have sprung up from the importance which caves had assumed, as a form of Buddhist architecture, at the time these works were written.

ascertain, the wood is teak. It must be recollected, that though exposed to the atmosphere, it is protected from being wetted by the rain, it has no stress or strain upon it but from its own weight, as it does not support the roof, though it appears to do so; and the rock seems to have defied the industry of the white ants.

As this is decidedly the finest Chaitya cave in India, a few remarks on the architectural ordinance of these caves may not be misplaced.

However much they vary in size or in detail, their general arrangements, as I mentioned before, are the same in every part of India, and the mode of admitting light, which is always so important a piece of architectural effect, is in all precisely identical.

Bearing in mind that the disposition of parts is exactly the same as those of the choir of a Gothic round, or polygonal apse cathedral, the following description will be easily understood¹. Across the front there is always a screen with a gallery over it, occupying the place of the rood-loft, on which we now place our organs: in this there are three doors; one, the largest, opening to the nave, and one to each of the side aisles; over this screen the whole front of the cave is open to the air, one vast window the whole breadth of the same section, stilted so as to be more than a semicircle in height, or generally of a horse-shoe form.

The whole light, therefore, fell on the Daghopa, which is placed exactly opposite in the place of the altar, while the colonnade around and behind, is thus less perfectly lit, the pillars there being always placed very closely together, the light was never admitted in sufficient quantities to illuminate the wall behind, so that to a person standing near the door in this direction, there appeared nothing but "illimitable gloom."

I do not conceive that a votary was ever admitted beyond the colonnade under the front, the rest being devoted to the priests and the ceremonies, as is now the case in China, and in Catholic churches, and he therefore never could see whence the light came, and stood in comparative shade himself, so as to heighten its effect considerably. Still further to increase this scenic effect, the architects of these temples have placed the screens and music galleries in front, in such a manner, as to hide the great window from any person approaching the temple; though these appear to have been omitted in later examples, as in the Viswakarma of Ellora, and the two later Chaitya caves at Ajunta, and only a porch added to the inner screen, the top of which served as the music gallery; but the great window is then exposed to view, which I cannot help thinking is a great defect. To a votary once having

¹ Plates No. 3 and No. 8.

entered the porch, the effect is the same, and if the space between the inner and outer screen was roofed, which I suppose it to have been, no one not previously acquainted with the design, could perceive how the light was admitted; supposing a votary to have been admitted by the centre door, and to have passed under the screen to the right or left, the whole arrangements were such, that an architectural effect was produced certainly superior to any thing I am acquainted with in ancient or modern temples.

Something of the same sort is attempted in the classic and modern Hindu temples, where the only light is admitted by the door directly facing the image, which is thus lit up with considerable splendour, and the rest of the temple is left in a rather subdued light, so as to give it considerable relief. The door, however, makes but a clumsy window compared with that of the Buddhist cave, for the light is too low, the spectator himself impedes a portion of it, and standing in the glare of day, unless he uses his hands to shade his eyes, he can scarcely see what is within. In the Hypæthral temples, this was probably better managed, and the light introduced more in the Buddhist manner; but we know so little of their arrangements, that it is difficult to give an opinion on a subject so little understood.

Almost all writers agree, that the Pantheon at Rome is the best lit temple that antiquity has left us; in one respect it equals our caves, that it has but one window, and that placed high up; but it is inferior, inasmuch as it is seen to every one in the temple, and that the light is not concentrated on any one object, but wanders with the sun all round the building.

I cannot help thinking that the earlier Christian architects would have reinvented this plan of lighting, had they been able to glaze so large a space; but their inability to do this forced them to use smaller windows, and to disperse them all over the building, so as to gain a sufficiency of light for their purposes; and a plan having once become sacred, it never was departed from in all the changes of style and detail which afterwards took place.

Besides the great cave, there are, of course, a number of viharas attached to it; they are, however, all of them, small, and appear very insignificant compared with its splendour. This may perhaps be, and I am inclined to think is, an evidence of their antiquity; for the Viharas seem at first to have been mere cells, "where the Arhans sat to meditate," as Fa-hian expresses it, but to have become magnificent halls and temples as we find them at Ajunta, as the religion became more corrupt.

The principal vihara here is three tiers in height, (they can

scarcely be called stories;) they are plain halls with cells, but without any internal colonnades, only the upper one possesses a verandah; the lower ones may, indeed, have been constructed with this usual appendage, but great masses of the rock above have given way, and falling down, have carried with them the whole of the fronts. There are no sanctuaries, and though there are one or two relievos of Buddha sitting in the lotus, and with his legs down, they do not appear to be integral or original parts of the design.

Still further are numerous similar excavations, and some fine cisterns filled with clear spring water; near one of these is a small daghopa much ruined.

There is a small vihara on the south side of the great cave, of the same character as those on the north, but owing to the fair and crowd, my examination of these caves was much more imperfect than I could have wished. There may be some that I did not enter, and peculiarities that I did not observe in those I did. From all I saw, however, I am inclined to rank them with the earlier caves at Ajunta, and though not perhaps quite so ancient as the Udyagiri series, they cannot be much more modern; which goes far to confirm the date I have above given to the great cave.

KANNARI.

These caves being well known, having been often described before, it will not be necessary to be so detailed in my description of them, as of the Ajunta series; though they are more numerous, amounting I should think to nearly a hundred in number, they are, on the whole, much less interesting than either Ajunta, Ellora, or Karli; the great chaitya cave being very similar, though very inferior to that of the last-named series, and presenting no peculiarity not seen in the other, while none of the viharas can compare with those of the first two, either in size or design, the greater part of them consisting merely of a small square cell, with a small verandah of two columns in front.

The whole of these caves are excavated in one large bubble of a hill, situated in the midst of an immense tract of forest country. Most of the hills in the neighbourhood are covered with the jungle, but this one is nearly bare, its summit being formed by one large rounded mass of compact rock, under which a softer stratum has, in many places, been washed out by the rains, forming natural caves, which slightly improved by art, have been appropriated as cells, some probably the first so used on the hill; it is in the stratum again below this, that most of the excavations are situated.

Approaching the caves by the usual route, the first you come to is the unfinished excavation figured and described by Salt, p. 47, Vol. I., Transactions of Literary Society of Bombay. It was intended, apparently, to have been a chaitya cave, though it has been left so incomplete that it is difficult to make out the plan; the outer porch, however, is nearly completed, and it is evident that it was not intended to have an outer music-gallery screen, like that which adorns its more ancient neighbour; and it presents but little of interest in its details, except, perhaps, that its external pillars are of the same order as those at Elephanta, and therefore probably mark it as a cotemporary example. On the whole it puts me much in mind of Lelat Indra Kesari ka noor more than any other cave I have seen, but they are both so unfinished that it is difficult to institute a comparison between them. It is, probably, the latest excavation of any importance attempted in the hill, and may date about the ninth or tenth century of Christ, probably even more modern than that.

Immediately beyond this is a group of caves, (containing among them the great chaitya cave of this series,) which I would willingly omit describing in detail, as that has been so well done by Mr. Salt, in the paper above referred to, but they contain so much that is interesting, and I may add, puzzling in their chronology, that I cannot pass them over; and to ensure greater exactitude, I shall try to combine his description with my own notes.

The first is a vihara consisting of a long irregular verandah of inferior workmanship, with cells opening at the back of it; but the point of greatest interest is, that it also contains two recesses or sanctuaries, in which stand daghopas. The three sides of the recess in which the most southern stands, are divided into panels, in which are carved one, two, or more figures of Buddha and of Bodhisatwas, in various attitudes.

Behind the northern daghopa, is a figure of Buddha seated on a Sinhasana or lion-throne placed on a lotus, the stalk of which is supported by two boys with hoods of cobra de capellos; from the stem of the lotus, two others spring, on which stand two youthful figures with chowries, and one with a lotus-bud in his hand; two flying figures above, and two priestly ones below, complete the tableau, which is found both at Karli and Ajunta, besides being frequently repeated here; but in no cave in any of these series, that could date before the third or fourth century of our era, unless, indeed, it is in such a position that it could have been added at any time. The verandah extends so closely up to the large cave, that only a partition of a few inches thick has been left between them, and which subse-

quently has been broken through, thus leaving an irregular hole by which you may pass from the one to the other.

The great cave¹ in almost every respect, resembles the great cave at Karli; it possesses the music-gallery screen in the same position and of the same form; and here it is still more evident, that the centre at least must have been roofed, but the roof could not have continued to the end, or it would have cut across the great figures of Buddha, twenty-three feet high, which occupy both ends: below where this roof would come, the wall is covered with sculpture, but in a very crude style of Buddhist art; indeed I do not know of a cave with anything so wretched.

The front of the cave above this roof is here quite plain and evidently not meant to have been seen; at Karli, though it must also have been nearly concealed, it is still ornamented with a series of niches; indeed, no part of that cave, seen or unseen, is slurred over as every thing is here; there is no trace of the wood-work which should have filled the great window, but over the top of the arch is a number of pins remaining; they seem, however, better fitted to hang curtains to, than to support wood-work, and I think must have been applied to the former purpose; but whether by the original diggers or not, it would not be easy to decide.

The dimensions of the interior are somewhat less than those of Karli, the total length being eighty-eight feet six inches, total breadth thirty-nine feet ten inches, the length and breadth of the nave being seventy-four feet two inches and thirty-nine feet ten inches respectively. The daghopa, forty-nine feet in circumference.

Very little of its wood-work remains, none on the daghopa, and on the roof only the tenons and battens to which the rafters were attached, and there are no remains of a screen in the great window.

The pillars that surround the nave are of the same order as those at Karli, but executed in the most slovenly manner,—the elegance of proportion is entirely lost. The figures on the capitals are much worse executed; the elephants here are in some instances employed in pouring water from jars they hold in their trunks, on daghopas, or on the bogaha, or sacred bo tree; and the boys with the snake hoods are also introduced. Only six of the columns, however, on one side, and eleven on the other, are so ornamented, and the rest were never intended to be so, as they are finished as plain octagons; which is another instance of the carelessness exhibited in this cave.

In front of the cave there is a court-yard of irregular form, (see

accompanying plan,) the front being only thirty feet wide, and not parallel to the front of the cave, while immediately beyond the Silas-thambas it is thirty-six feet, and at the vestibule of the cave itself is forty-six feet including the niches.

It is extremely difficult to account for this irregularity, and the smallness of the court, which is quite inexcusable on any architectural grounds, and gives a poor appearance to the whole front. It could not have been caused by the form of the hill, as Mr. Salt supposes, and it was not till after long thought on the subject that what now appears to me to be the true solution of the problem occurred to me, namely, in the prior existence of the long vihara to the south, and of the little daghopa on its circular cave, marked E. in the plan, the whole interior surface of which is divided into panels filled with figures of the Buddha, similar to those described in the vihara on the other side of the great cave.

In describing the caves at Baug I mentioned the daghopas existing in the sanctuaries, apparently because there existed no chaitya cave in the series; and believing this explanation to be the correct one, I was not a little surprised to find three daghopas existing here at the very threshold of the great Chaitya cave; and it was not till it occurred to me that they must have existed there before the great cave was begun, that I could account for the circumstance; the form of the court soon convinced me (after the idea was started), that this was the true solution: they are more ancient; and the spot having probably become particularly sacred, some devotee resolved on excavating a great temple between them; here, however, arose the difficulty. North and south, or at right angles to the axis of the hill, these caves are only thirty feet apart, and it was necessary to introduce a cave forty feet wide between them; this could only be done by commencing on the lesser dimension, and working back till he got behind them, where the cave was extended to the required width. It is quite evident that the long verandah of the southern cave never could have been allowed, had it been subsequently excavated, to approach so near the great cave as to endanger the wall breaking between them; for there is nothing to govern its length; it could have been as easily extended in one direction as the other; but the width of a chaitya cave governs all the other dimensions, and if the cave was to be of a certain class, it was necessary in the first place that it should have a certain width; and it was to obtain this it has encroached so nearly on its northern and southern neighbours. This will be more easily understood by referring to the accompanying plan.

Assuming this to be correct, we are at once met by a still greater

difficulty than the one got over. When I first entered this cave, seeing its similarity in design and detail to the one at Karli, I at once concluded they were of the same age, and that the difference in execution was to be accounted for from the greater coarseness of the rock, and that it must have been designed by some provincial or inferior artist; and in every other case I know, this reasoning would have held good, for I know no instance in which an architect, Buddhist, Brahmanical, or Mahometan, has copied a building of a former age. Yet this cave seems to be the exception, and if I am not very much mistaken, it must be brought down to the ninth or tenth century of Christ.

It is also not a little singular that the execution of every detail should be so clumsy and bad; for though we find in the descending series of Buddhist structures a tendency to polytheism, and the frippiness of ornament, I do not know any instance in which the figures and details are so bad as here, and this, too, at a time when Hindu art had scarcely passed its culminating point of perfection.

After proceeding some little distance to the northward from this group, and then turning to your right hand, you enter a narrow glen or gully, down which a strong mountain torrent pours during the rainy season. It is in the rocks that form the two sides of this glen that the greatest number of caves are situated.

The first you approach on your right hand is the so-called Durbar Cave, the finest vihara of the series, and the only one that can compete with the Ajunta ones in size; its dimensions are ninety-six feet six inches in length, forty-two feet three inches in depth, of course exclusive of the cells; the colonnade goes round only three sides, and the sanctuary occupies one intercolumniation of the inner range, as in number twenty at Ajunta. It is, however, too low for its other dimensions, being scarcely nine feet high, the pillars and plan of the same order as the Viswakarma at Ellora. The verandah has a range of eight plain octagon pillars, with pilasters. Below this is another cave, or rather series of cells, which give it the appearance of being two stories high, but there is nothing remarkable in the lower ones.

Immediately opposite there is an immense excavation, but so worn by the rain and torrent, as to look more like a natural cavern; and were it not for some fragments of columns hanging to the roof, and details in some more sheltered places, I should have supposed it to be such.

Proceeding upwards on either hand are some twenty or thirty excavations, but none worthy of particular description; some (two I think), contain daghopas, the rest are small viharas, with one or two cells and verandahs, the pillars of which are generally either entirely washed

away, or very much worn, the material being soft laterite or breccia, little better than hard gravelly clay.

The first cave in this direction has some of its pillars the same as those of number seven¹ of Ajunta, and which I have seen nowhere else ; it has also the cushion pillars of Elephanta. From its position, and also from the gradual progress of style in these caves, I feel inclined to think this one of the most modern, and all below it consequently more ancient, and therefore probably coeval with the group of the Ajunta series, described as numbers sixteen and twenty.

Above these, on the south side, under the brow of the hill, is another series of viharas. They are small, but some of them, especially three, very interesting, from the walls being entirely covered with sculpture, of very fair execution ; the general design of which is a Buddha seated on a lotus, the same as already described as placed behind the northern daghopa in the long cave ; this is repeated here with almost no variation, and its style is so similar, that it certainly represents a form of religion and art that must be very nearly, if not quite cotemporary.

The general size of these caves is from twelve to fifteen feet square ; one, however, that I paced, was about forty feet square, without pillars. It was covered with sculpture, but strange to say, there was no sanctuary, but merely one large standing figure of Buddha opposite the entrance. There were cells as usual, and benches round the sides.

It is not very easy to decide whether these caves are more modern than those below ; on the whole I am inclined to think they are, though their age cannot differ much ; and if so, the Kannari series will be arranged as follows : first those in the ravine, in the fourth or fifth century ; those last described with those on each side of the great cave, probably at least a century later ; then the great cave ; and, lastly, the unfinished one first alluded to.

They may thus be considered one of the most modern of the Buddhist series in India. Indeed, I am inclined to think that the greater part of them at least were executed by a colony of Buddhists, who may have taken refuge here after being expelled from the continent, and who have tried to reproduce the lost Karli in their insular retreat.

Some remains of plaster and painting exist in almost all these caves, though from the porous nature of the stone through which the water must percolate during the rains, the vestiges are small, and I could not find one complete figure in any ; owing to this cause

¹ I am not quite certain this should not be number twenty ; the note was made at Salsette, and I fear the drawing was wrongly numbered : for the context it is immaterial which.

no vestige of either exists on the roofs, but only on the walls in the less exposed situations. The porosity of the rock, however, has enabled the "good monks" to furnish themselves with a copious supply of delicious water; almost every cave is furnished with a cistern or well, which even at the time of my visit in April was nearly full, though no rain could have fallen for months. Nothing of the kind exists at Ajunta, but the stream with its koonds, supplied the deficiency there; at Karli, Ellora, Elephanta, Khandagiri, and even at Gwalior, these cisterns are to be found cut in the rock, in the vicinity of all the temples and viharas.

Most of the principal Buddhas in this series sit with the feet down, only the smallest ones with their legs crossed; and very often the principal figure of a group, apparently a Bodhisatwa, is a standing one, with a high head-dress I have not remarked elsewhere, and attended by two women with chowries; the true Buddha is, I believe, always attended by men.

A good deal of masonry exists on the hill as the supporting walls of terraces, which have been formed in front of all the different series of caves, and no doubt were formerly planted with gardens, as those at Gwalior now are; and they probably existed at the other series, but have now been destroyed. The view from the upper series of terraces is very fine and interesting. On the slope above the cornice of some of these caves mortices are cut in the rock, and are evidently footings for wooden posts which may have been used to support a decoration of some sort, but more probably an awning or screen to shelter the front of the cave from the sun.

DHUMNAR.

About forty miles south-east from Neemuch, and one from the village of Chundwassa, are situated the series of caves which I will now proceed to describe.

In themselves they are small and comparatively uninteresting, and were it not for the existence of the Brahmanical rock temple behind them, would not deserve much notice; but as this was the first thing that made clear to me the distinction between Buddhist and Brahmanical rock-cut temples, and will assist in explaining the more splendid ones at Ellora, I must give such details as will enable others to understand my own impressions on the subject.

The hill of Dhumnar, like all the other hills in the neighbourhood, consists of a flat plateau of rock, surrounded by a perpendicular cliff, from the bottom of which a mass of debris forms a talus, sloping down

to the plain ; in the present instance the cliff is nowhere higher than twenty feet, which necessarily circumscribes the dimensions of the caves, to keep within it, thus rendering them the most diminutive series I know of in India ; and besides, the rock is the most unfavourable that can be conceived for the exhibition of sculpture, the whole hill consisting of a coarse iron-stone or laterite, very similar to that of Cuttack, but here of a coarser grain than I ever before saw it.

At the bottom of the cliff a broad terrace has been formed, which still exists tolerably entire, at the end of which you enter laterally into the so-called "Child's Cave." Here the daghopa stands in the centre of a small court, in the open air ; immediately behind it is the cell or sanctuary, in which is a figure of Buddha sitting cross-legged, with a male attendant on each side of him ; the cell is isolated by a covered passage running round it, one side of which is occupied by a recumbent figure, about ten feet long, in the same attitude as the larger one in the most modern chaitya cave at Ajunta, described above ; behind are three Buddhistical figures, sitting cross-legged, probably Bodhisatwas, or of the predecessors of the great occupant of the sanctuary. A smaller figure stands between each of these, and three more stand on the third side of the passage, probably disciples.

The next in importance is Bheem Sing ka Bazaar. It is a chaitya cave, with vaulted and ribbed roof of the usual form and detail, but here only about thirty feet deep by fifteen wide, and without side aisles. There has been a porch nearly square in front of it, but the roof has tumbled in, and now encumbers the entrance. The rock in which this cave is cut is, as in the former instance, isolated by a passage running round it ; round two sides of this passage, and a small portion of the third side, there runs a square colonnaded verandah, from which open a number of small cells, thus forming a combination of a chaitya cave with a vihara, which I never saw before. The pillars were evidently intended to have been carried round the third side, but it has been left unfinished, which does not say much for its antiquity.

The next three in importance are the great and little Kutchery, and the Ranee's Abode¹. They have all semicircular domed recesses at the inner end, with daghopas. One has a rib-vaulted roof like the bazaar, but the other two have square flat roofs divided into nine compartments, and supported by four pillars.

The other excavations are of no great extent, being merely cells from six to ten or twelve feet square, with the usual verandah in

¹ These names are taken from Colonel Tod's description of these caves in his Journal.



front ; but the extreme coarseness of the rock seems to have precluded even the quantity of ornament being bestowed on them, that is usual in other series.

Counting those only commenced, and even the merest scratchings in the rock, there may be from sixty to seventy caves altogether. I could not count so many, and where therefore Colonel Tod found his hundred and seventy caves I am at a loss to conceive.

It is very difficult to form an opinion as to the age of these caves, as it has been impossible for their architects to express or define their details with any exactitude in such a pudding-stone. I have, however, no doubt that the whole were at one time plastered, and that what is now seen is merely the coring ; but here again the badness of the material, by allowing the water to soak through, has peeled off every vestige of the decoration, and the figures seem to have gone through a second attack of the small-pox, which has disfigured them to an extent almost ludicrous.

As far, however, as I could judge, they must all be very modern. The similarity of style and execution in the Child's Cave to number twenty-seven of Ajunta, convinced me that they were of the same age ; and in the whole of them there is want of that simplicity and majesty which distinguishes the earlier Buddhist works, and a tendency to Jainism, which exists only in the latest caves ; and what architectural details I could make out by looking at them from a distance, all went to confirm this impression.

About fifty paces from the edge of the cliff, in the centre of the plateau, a pit has been dug, I thought of about fifty paces by twenty, and about forty-five feet deep. Tod, however, says a hundred feet by seventy, and thirty-five deep, (and he probably is more correct, as, contrary to my usual custom, I omitted to measure it) : towards the west end of this pit a temple has been left standing ; the top of the Sikra or spire being level with the plateau above. It differs in every respect from those already described, being in fact merely a model of a Brahmanical structural temple, with all the accompaniments usually found in them. Indeed, externally, the temple very much resembles those at Barolli, described by Tod, and which I had just visited. The vimana is almost a fac-simile, as far as the material would allow, though the mantapa or porch is slightly different in form, and larger in proportion. In the sanctuary is a black marble statue of Vishnu, well executed, and with all his usual attributes, and on the floor in front of him a large well-oiled Lingam, which evidently is now the principal object of worship, indicating a change of masters I have several times seen in these parts.



Around the large temple are nine smaller shrines, each of which had contained a piece of sculpture; but only three are now so occupied. One, a tablet, with six figures very much defaced; another, Vishnu reposing on the Seseja; and the third, a series of the ten avatars, but with this singularity: that here the ninth, instead of being Gotama, as in every other of the series I had then seen, is Chaturbuj himself, with his gadhi, chakra, and all his usual attributes.

In front of the temple, a long level passage, cut through the rock (a hundred and ten paces long,) leads to a valley or depression in the plateau, and was evidently formed, not only to afford a level entrance to the temple, but to allow the rain-water to drain off, which otherwise would have stagnated in the pit.

It is not very easy to understand why this passage was not brought out through the scarp, and thus access given to the temple from the plain. Perhaps it arose from an unwillingness to destroy the caves, which would have been necessary had that been attempted; and the Brahmans, unlike our northern reformers, never seem to have been destroyers. Perhaps, also, it may have arisen from the necessity of placing the temple east and west, and a consequent desire to approach it in front, and not at right angles.

The Brahmans never, it appears, were cave diggers; and when, in the struggles with the Buddhists, they thought it necessary to engage the prejudices of the people on their side, by adopting this most popular and splendid way of erecting places of worship, nothing can be more clumsy, and if I may use the expression, unnatural, than the way in which they set about it. They either copied Buddhist viharas, but without the cells that gave them meaning, and covered the walls with sculpture, which, owing to the badness of the light, they were ill-fitted to display; or, what was worse, they copied in the rock, (as in this instance,) their own structural temples; but thus necessitating their being placed in a pit, which quite destroyed their effect. Had they always been able to find isolated rocks, as they did at Mahavellipore, this remark would lose much of its force; but both the Kylas at Ellora, and this temple, are deprived of half their effect from this cause.

The Buddhist temples, on the contrary, are always in good grammar; they are all interiors,—really caves,—and with only such external ornament, such as verandahs to the viharas, and framings to the great window in the chaitya caves, as were always in good taste, and the purpose and meaning of which was at once seen. There is no instance of a Buddhist copying an exterior, as is here the case, or any building not a cave.

The similarity of this temple to that at Barolli also enables me, at least approximately, to determine its age; for I have made up my mind, for reasons which I cannot enter on here, that the former was erected in the eighth or ninth century after Christ. This probably was coeval. The sculpture, too, though executed in rather a coarser material, (fine hard freestone,) here is very similar in design and execution.

ELLORA.

I have put off speaking of Ellora to nearly the last, not only because it contains some of the most modern cave temples of India, but because it is the most complicated series I am acquainted with, containing examples of almost every kind, except, perhaps, the most ancient, and therefore demanding more knowledge of the subject to understand it, than any other series; and also, because, as being the best known in Europe and the one generally quoted for its unknown antiquity, I shall have to contend more with preconceived opinions than when speaking of the others. Its having been so often described, however, will enable me to be more concise and say less on the subject than I should otherwise have been obliged to do.

It is usual for travellers to be awe-struck on first approaching "this vast amphitheatre of rock-cut temples." It is, however, the principal defect of this style of building that it makes so little appearance outside. Some of the Vihara caves have fine fronts, but being either as a cliff as at Ajunta, or Karli, they bear much the same proportion to the rock as a window does to a house side, and therefore lose any appearance of size, or they are excavated on the sloping side of a hill as at Ellora, and can only be seen directly in front; the Viharas are never fine externally, and here less so than usual, owing to the sloping nature of the hill; and the Kylas is absolutely invisible from the exterior. Indeed, a man might ride along the whole front, and at a few hundred yards' distance, and, unless previously warned, never be aware that he was in their vicinity.

To convey to the European mind a still greater impression of their magnificence, it has been asserted more than once, that they are cut in hard red granite, whereas, the rock is the usual trap formation of this side of India, a sort of porphyritic greenstone or amygdaloid, I believe; but whatever it is, certainly as soft and as easily worked a material as could well be used for architectural purposes.

The amphitheatre of rocky hill in which they are situated cannot be less than two or three miles measured on the chord; and the caves are scattered over a distance about a mile and a half. Sir Charles

Mallet says, one mile from the Indra Subha to the Viswakarma in a direct line; this great space takes very much away from the effect when viewed as a whole; and it is only when in the courts of the caves, or when studying their details, that you are aware of their greatness or magnificence.

In describing these caves most travellers commence with the most northern group, the Jugganath Subha, and proceed to the most southern, the Viswakarma group; both Sir Charles Mallet and Colonel Sykes follow this plan, and the guides invariably take the traveller to the most northern first, so that if the notes are commenced on the first inspection, they almost certainly take this direction. Seely is almost the only exception I know to this rule, and he plunges at once "in medias res," and describes first the Kylas, and then the others indiscriminately.

The true way, however, to describe this series (which as far as I am aware no one has followed,) is to commence from the southern extremity, where the Buddhist group exists, and, consequently, the most ancient caves of the series, and the gradation is then easily perceived by which they passed into the Brahmanical, which, after rising to its glory in the Kylas and Doomar Lena, again for a short time passed into the half-Jaina group of the Jugganath Subha, and ended there.

I regret much that my notes on these caves are not more full than they are; but having read detailed descriptions by such men as Sir Charles Mallet, Colonel Sykes, Seely, Wales, &c., I thought nothing remained undescribed, and merely noted what bore directly on the subject of my researches; and the volumes that contain these descriptions being much too bulky to be carried about, it was not till too late that I discovered how much, particularly among the Buddhist temples, remains to be known, and described.

The whole series of Ellora consists of about thirty excavations, of which ten are Buddhistical, fourteen Brahmanical, and six belong, properly speaking, to neither of these sects, and they can scarcely be in strictness ascribed to the Jains, though savouring more of their religious tenets than of either Brahmanism or Buddhism.

Of the Buddhist group the principal cave is the so called Viswakarma, the only Chaitya cave of the series; it is neither so large as those at Karli or Salsette, being only forty-three feet wide internally, by eighty-three feet one inch in length, nor is it so rich in its details as the two later Chaityas at Ajunta. Still it has beauties of its own which render it highly interesting; its exterior court-yard (a square of about seventy feet with a handsome colonnade on three sides,) and the simple lines of the front form to my eye a more pleasing exterior

than that of any of the others, at least at present, though it is impossible now to judge of what their effect may have been when their galleries and wooden decorations were complete.

It differs from all others in having what we would call a triple or Venetian window in the centre, which externally is certainly more pleasing than the great arch in the others; but that as I have suggested above was probably not seen from without, and internally, this cave is certainly worse lighted than the others; though in such a climate its gloom can scarcely be called a defect.

Internally the design of the temple is marked with considerable elegance and simplicity; the two pillars that support the gallery over the entrance are rich and handsome; the twenty-eight others are simple octagons, changing in one part to sixteen sides, and of great elegance.

The sculpture in the panels of the triforium belt disappointed me, but under the springing of each of the stone ribs of the roof is a corbel figure, alternately male and female, all the males having the snake hood, which the females have not.

In front of the daghopa is Buddha sitting with his feet down, with an attendant on each side, and over his head are a number of flying figures, only found in the most modern Buddhist caves, and savouring much more of Brahmanism than the pure worship of Sakya Muni; there is no trace of painting or stucco on the cave, though the side walls of the aisles being left rough, look as if that had been intended by the original excavators.

Though the form and ordinance of this temple are purely and correctly Buddhistical, the sculptures deviate strangely from the usual forms adopted by that sect; standing, for instance, in the court-yard, you do not see any figures of the deified, no cross-legged Buddha, or Bodhisatwa, except in a very subordinate position; and on the contrary, the sculptures generally consist of pairs of figures, male and female, as seen in Brahmanical temples, and in one group in no very decent attitude, the only instance I am aware of anything approaching to indecency in any temple of this sect; internally the same is the case; and it is indeed, too evident, that the pure religion of Buddha had deviated much from its primitive simplicity before this cave was excavated, and that it was already verging fast to that which succeeded it; a circumstance which alone would be sufficient to bring down its date to a very modern time; but the details of its architecture afford more certain means of comparison, and place it somewhere between the two most modern Chaityas at Ajunta; it may be as old as the one, or as modern as the other; but it cannot, I think, under any

circumstances, be placed higher than the sixth or seventh century of our era, and I would not bring it down lower than the eighth, or ninth.

There are numerous Viharas attached to this great cave, the principal of which is the great Dehrwarra, one of the largest excavations of the class that I know of; being about one hundred and ten feet by seventy, including the side recesses; it is, unfortunately for effect, very low, and its details are by no means to be compared to those of a similar age at Ajunta. It is probably of the same date as the Viswakarma; if any thing, more modern.

Close to the great cave is a small and very pretty Vihara, in which the sanctuary stands free, with a passage all round it, as in some of the Sivite caves further on; and the appearance of the warders on each side of its door would lead one rather to expect an image of Siva inside than the Buddha which actually occupies it. The details, however, of its architecture are the same as in the Viswakarma.

Communicating with this one, is a small square Vihara, the roof of which is supported by four pillars of the same detail as the Dookyaghur, the cave next it on the north; but though surrounded by cells it has no sanctuary or images.

Higher up the hill than these are two others containing numerous cells, and one with a very handsome hall, the outer half of which has unfortunately tumbled in; enough, however, remains to show not only its plan, but all the details, which very much resemble those of the last group of Viharas at Ajunta.

In the sanctuaries of most of these caves are figures of Buddhas sitting with their feet down. On each side of the image in the principal one, are nine figures of Buddhas, or rather Bodhisatwas, seated cross-legged, and below them three and three figures, some cross-legged, and others standing, probably devotees, and one of them a woman.

Neither of these caves have been entirely finished.

There is still another group of these small Viharas, called the Chumarwarra, or, (if I understand correctly,) the Chumars' (or shoemakers') quarter. The first is square, with twelve pillars on the same plan as those at Ajunta, though the detail is similar to the Viswakarma. There are cells, and in the sanctuary Buddha sitting with the feet down; it never has been finished, and is now much ruined.

The second is similar in plan, though the pillars are of the cushion form of Elephanta and the Dehrwarra, but the capitals are much better formed, than in the last example, and more ornamented; the lateral galleries here contain figures of Buddha, all like the one in the

sanctuary sitting with their feet down, and there are only two cells on each side of the sanctuary.

The last is a small plain Vihara with cells, but without pillars, and much ruined.

The whole of the caves in this group resemble one another so much in detail and execution, that I am unable to make out any succession among them, and it is probable that they were all excavated within the same century as the Viswakarma.

The next three temples I have to describe are particularly interesting to the antiquarian, as pointing out the successive steps by which the Buddhistical caves merged into Brahmanism. As they have been so often described, I need not repeat the description here, but assume that their form and detail are known.

The first is the Do Tal, or Dookya Ghur, a Buddhist Vihara of two stories; most of its details are so similar to those above described, that it may be assumed to be without doubt of the same age; it is strictly Buddhistic in all its details, and shows no more tendency towards Brahmanism than what I pointed out in speaking of Viswakarma. It apparently was intended to have three stories, but has been left unfinished.

The next, or Teen Tal, is very similar to the last in arrangement and detail, and its sculptures are all Buddhistical, though deviating so far from the usual simplicity of that style, as almost to justify the Brahmans in appropriating them as they have done.

The third, the Dasavatar, is another two-storied cave, very similar in all its architecture and details to the two preceding, but the sculptures are all Brahmanical. At first, I assumed, that the excavation had been made by the Buddhists, and appropriated and finished by their successors. This may be true to a certain extent, but on a more careful examination I am more inclined to think we owe it entirely to the Brahmans. It is evidently the earliest Brahmanical temple here, and it is natural to suppose that when the Sivites first attempted to rival their antagonists in cave temples, they should follow the only models that existed, merely appropriating it to their own worship. The circumstance, however, that makes me most incline to this opinion, is the existence of a pseudo-structural Mantapa, or shrine of Nundi, in the court-yard; this evidently must have been a part of the original design, or the rock would not have been left here for it, and it is a model of the usual structural building found in Sivite temples in different parts of India. And as I pointed out in speaking of the Dhumnar caves, this is a piece of bad grammar the Buddhists never were guilty of; their excavations always are caves, whilst the cha-

racteristic of Brahmanical excavation is to copy their structural buildings, a system which rose to its height in the Kylas, which is the next I shall have to describe.

After the successful attempt at a small rock-cut model of one of their own temples, it is not wonderful that the Brahmans should attempt something of the same class on a larger scale, though some powerful motive must have existed to induce them to attempt any thing so splendid as the Kylas.

In it there is no trace of the forms or ordinances of the caves I have just been describing; every thing is Brahmanical, every thing is copied from structural buildings; and had it been cut out of a rock on a plain, (its proper situation,) no stranger would have suspected that it was a Monolith, without at least, a most careful examination of its structure.

If, as I suppose was the case, it was undertaken to mark the triumph of the Sivites over the Buddhist faith, it was a noble idea; and whatever faults may be inherent in the design, we owe to it not only the most splendid excavation in India, but we are also fortunate in possessing a record of the architecture of its date in so imperishable a form, and which may hereafter help us to make important historical deductions.

The greatest fault inherent in the design is the situation in which the Kylas stands, being literally, as at Dhumnar, a temple standing in a pit. From this circumstance, the gateway, or gopura, and screen in front, entirely hide the temple from view outside, and when in the interior court the space is so confined, that the spectator can never get to a sufficient distance to get a good general view, and look what way he will he has always the perpendicular scarp of the pit, higher than the temple itself.

When I first approached the Kylas, it was after a long journey, during the course of which I had visited almost all the Hindú remains between Jaganath on the shores of the Bay of Bengal, and Mount Abu on the borders of the western desert; and I had acquired such familiarity with the style and details of Hindú architecture, that I felt convinced I should at once be able to synchronize this wonder of Ellora with some of the temples I had seen, and even perhaps to affix a date to it. The first glance however undeceived me, as the style was totally different from any thing I had seen, and one might as soon attempt to fix the date of a Gothic cathedral, from having acquired an intimate knowledge of the classic styles. Unlike the temple at Dhumnar, which is an exact copy of the structural buildings in its neighbourhood, this belongs to a southern type, and that type I had

not then had an opportunity of seeing or examining; and as I have often said, there are no drawings extant of Indian buildings which will enable an antiquarian to make the comparison without personal inspection.

It was not till the spring of the present year that I was able to complete my survey of Hindú architecture by a tour in the Carnatic, and it was then at Tanjore and Chillumbrum that I found the type I was looking for. It would perhaps be going too far to assert that the builders of the great pagoda at Tanjore were the excavators of the Kylas; and it would certainly take up more time and space than I can afford here to attempt to prove it; but so strong is the evidence, not only from the similarity of styles but also from history, (I should rather say tradition,) that I have no doubt in my own mind, that the Chola, or at least, some of the Karnata Rajas were the excavators of this temple, and the restorers of Sivite worship in the Dekkan; my own impression is, that we must ascribe this to either Raja Rajendra or Keri Kala Cholan, and that consequently the date given by Meer Ali Khan to Sir Charles Mallet is very near the truth, if applied to this excavation, at least, and that it was made in the first half of the ninth century of our era.

The external gateway is exactly one of the gopuras which adorn all the temples of the south, and are unknown in the north; whether it had ever the pyramidical top with which all these are adorned it is not very easy now to determine. I am inclined to think it had, but if so, it would be of brick, as all those are, though their base is universally of granite, to the height at which this one of the Kylas remains.

The colonnade which surrounds the area in which the temple stands, is of course more modern than the temple itself; probably considerably so, as the style is different, and resembles more the northern style than any thing in the temple itself, so much so indeed, that it would almost seem as if the architects had reverted to the familiar types of the caves previously described, after the retirement of their southern friends.

Of a still more modern date is the beautiful temple of Lanka in the northern scarp of the rock, to which I shall revert presently, and to a later date than even this would I ascribe the two-arched Buddhist-looking excavation on each side of the entrance, one of which, that of the north, is only commenced, that on the south nearly finished. It is possible they may have been placed there with the idea of conciliating the Buddhists by the first designers of the temple, but I consider it as much more probable that they have been added at some time, when, for a short interval, the Buddhists may have had the upper hand, and consequently possession of the temple.

I should also mention, that the Vimana itself is the only thing here of a purely southern type, its adjuncts are less so; and the caves, both on the north and south sides, have much more affinity with the northern styles, than with those found on the south of the Kistna.

The next six caves proceeding north, have been so often and so well described, that I may be excused saying much about them; they are usually called the Rameswara, Neelcant, Teeli ka kanah, Kumarwarra, and the two Chendwassas.

They are all very much on the same plan, and all singularly like small Buddhist Viharas at first sight, so much so, that after being convinced they were Brahmanical, I still clung to the idea that they must be appropriations; but this idea must be abandoned, for they are all without cells, and there are arrangements about them never seen in Viharas; and had they been once used by the Buddhists it would have been impossible, in a rock temple, to obliterate the marks of their former destination. Imitations they certainly are, and this is perhaps all that can be said of them; though it is difficult to understand why the Brahmans should have imitated the Buddhists, unless it was (as before suggested) to conciliate the followers of the latter religion, by allowing them to worship the new gods in rock-cut temples, similar to those in which their fathers had worshipped before them.

The architecture of all these temples is of a northern type, and resembles, with some variation, details found in the caves to the south of the Kylas, and at Ajunta, though differing in some respects to suit the two different religions to which they are dedicated.

The Rameswara is the most complete, and its sculpture the best of any temple here, though much in the same style as those surrounding the Kylas.

The most northern of the two Chendwassas is the only Vaishnava temple here, and at the same time the one that looks most like an appropriation, for it has cells, and the sculpture seems to have been interpolated on the original design. The sculpture, however, is so bad that the whole may belong to an age very much more modern than the others.

The next to be described is the Doomar Lena¹, the finest and largest Brahmanical cave excavation here. From its plan and details, there can be no doubt that it was as purely Brahmanical as the Kylas. The plan exactly resembles the Chaöri, or nuptial hall, such as those in front of the great temple at Barolli, and also the one in the fort at:

¹ Plate No. 4.

Kumulmair; and if I am correct in translating Chaöri as nuptial hall, as Tod does, the appellation Doomar Lena here given, is the correct one, and not merely a trivial name, derived from one of the sculptured groups, as usually supposed. Indeed, had that been the case, they would hardly have used the Pali word Lena. The only difference between this, and the structural Chaöris, is that here the temple or vimana is inclosed in the cave, while at Barolli, and elsewhere, the Chaöri stands in front of the temple. The same thing occurs in Buddhist architecture, for in all Buddhist countries we find the daghopa outside, and near the temple: in the caves it is placed inside.

Though the architecture of this cave is finished, the sculpture does not seem so complete as at Elephanta, a cave which this one singularly resembles in every respect, both of size, plan, and detail; this, however, is the largest, being a hundred and fifty feet each way, while the other is only a hundred and thirty, and its details are somewhat better finished; though the pillars are so much alike, that it requires drawings made on the spot to detect the difference between them¹.

The sculptures, too, seem intended to have been nearly the same, and on the side of the entrance we find the same figure of Buddha, or, as the people call him here, Jam Dhurm, the Dharma Raja, which puzzles the antiquarian at Elephanta. I can only ascribe his presence to the same system of conciliation which induced the Brahmans to go out of their way to dig these caves at all.

This temple, with the one at Elephanta, if I am correct in the views I have stated above, must have been excavated in the tenth century of our era, a date which I do not think can possibly be far from the truth.

In a nullah above this are several small caves, containing Trimurti busts, and one also exists near the Kylas. They are not remarkable for any thing else, and what I have to say of the busts in question had better be deferred till I come to speak of Elephanta.

There are two caves which I have passed over in the above enumeration, so as not to break the chronological sequence in my description. The first, the Ravana ka Kaie, (Ashes of Ravana,) is situated between the Teen Tal and Das Avatar, but lower down in the hill, and has few points of similarity with those on each side of it. It is a purely Brahmanical cave of a florid style of architecture. In form the pillars resemble a good deal those that surround the court-yard of the Viswakarma, though more ornamented, and it is here that first appears the vase and falling leaf, so common, afterwards, in the temples of

¹ Plate No. 9.

northern India. The sculpture is good, and similar to that of the Rameswara in many respects. I have however described it by itself, as there is no cave in Ellora whose relative date I found so difficult to determine. It may possibly belong to the position it holds locally in the series, and would be thus the earliest Brahmanical cave here, and the similarity of its pillars to those of the Viswakarma, rather favour this supposition; but its floridness, the style of sculpture, and the general disposition of the cave, incline me to place it much later, or, as here described, after the Doomar Lena.

The other cave is called Lanka, and is situated above the colonnade in the northern scarp of the Kylas; from its position evidently executed subsequently to the great temple, and, from its design, I should think not less than one or two centuries later. Its details all belong to the northern styles, and are bold and good; indeed, as a specimen of cave architecture, I consider it the finest and best designed in the whole series. The pillars, which would be clumsy and heavy in a structural building, are elegant and appropriate when viewed in conjunction with the mass of rock they support. There are very few sculptures, and these are not remarkable either for execution or design. Indeed the cave does not seem to have been entirely finished, or every compartment would, without doubt, have contained some group of sculpture.

The next caves to be described are the Indra Subha group, consisting of four principal caves, and several smaller ones.

In their architecture they differ very considerably from those already described, being generally more ornate, the pillars shorter and more massive, and a species of leaf falling over a vase being here introduced, which does not occur in any of the earlier examples; though something of the kind is seen as above mentioned, in the Ravana ka Kaie, and in the Lanka; indeed the style of the last-named cave so completely resembles that of the Indra Subha, that I have no hesitation in placing them nearly in the same age, though it would be difficult to say which is the more modern.

The sculptures to this group have hitherto proved a stumbling-block to antiquaries, and no fixed opinion seems to have been arrived at regarding them. Buddhist they certainly are not, or at all events of so degenerate a type as scarce to deserve that name; nor are they Brahmanical; and though they certainly resemble Jaina sculpture more than any other, I do not think they can be correctly ascribed to that sect either, at least as we now know it. In no place in these caves do the twenty-four thirthankars appear, nor have the cross-legged figures the symbols which almost invariably accompany these

worthies, and are the only means of distinguishing one from another. If, however, I am correct in supposing Jainism to be a sort of compromise between the other two religions, which did not acquire its present form and consistency till after the downfall of the Buddhists, when they were joined by most of that sect who had not embraced the dominant religion, these caves are doubly interesting as showing us the religion in a state of transition from one set of tenets to another.

Be this as it may, I have little doubt that they are the last caves executed here, and I do not think their date can be carried higher than the eleventh or twelfth century of our era. Indeed, from a similarity in some of the details, I would feel almost inclined to ascribe them to Raja Indra Dyumna, who plays so important a part here, and in the building of the famous Jaganatha Pagoda, in Orissa, in the twelfth century; but it would require more knowledge and labour than I can at present apply to the subject, to make out whether this be really the case or not¹.

There is one singularity in these caves that I am unable to explain, which is the form of the pseudo-structural temple in the court yard, in front of the Indra Subha. Like the Kylas, it seems to have come from the south, while the details all round it belong to the northern types; and though its age would by no means interfere with the date given above, its appearance here is singular, and its detail still more so. The difficulty will perhaps only be solved by a more attentive examination of the structural temples of the Dekkan than I have been able to make.

ELEPHANTA.

The great cave at Elephanta has been described so well, and in such detail, by Mr. Erskine, in the Transactions of the Bombay Literary Society, that I may be excused saying much about it.

The rock here is much harder than at Ellora, and all the details are consequently cut with more precision, and better preserved, than in the caves there; but neither the outline nor general design are better than in the sculpture of the Hindu series there.

The great cave, as I said before, is of the form now called a Chaori, and differs from the one at Ellora only in the position of the Ling chapel, or sanctuary; and the great Trimurti bust, which may have been

¹ See Introduction to Wilson's Catalogue of Mackenzie's MSS., p. cvi.; also Asiatic Researches, vol. xv., p. 316; and Dr. Buchanan Hamilton's Statistics of Bagulpur, p. 23.

intended, in the Doomar Lena, for the space opposite the entrance, is there left blank, though the position of the sanctuary renders this improbable. The great bust is now generally allowed to be of Siva alone, and I will not add anything to the discussion, further than by mentioning that at Barolli there is a bust of large dimensions, and almost exactly similar to this; but being cut in fine hard stone, all that remains of it is more easily distinguishable than here. The centre face, however, is unfortunately entirely defaced, but that on its right has a chaplet of skulls, and the "frontlet eye" open, and an angry and animated expression of countenance. The face on the left has also the frontlet eye distinctly marked, but as no eyeball is shown, I presume it is meant to be represented as shut; but what adds particular interest to this bust is, that over it, on the same stone, are full-length statues of Brahma and Vishnu, the former over the right face, with his three (query four?) faces, and his Vahana, the goose, the latter as usually represented, with his four arms, and the gadhi, chakra, &c., circumstances which quite put to rest the idea of the bust itself representing the three persons of the Trinity, nor can I concur with Colonel Sykes in supposing the left face to be Parvati. The three I believe to be Siva, as creator, preserver, and destroyer; an assumption of the attributes of the other two ascribed to him by his votaries when his worship became dominant.

In a ravine running from the great cave across the island, there are two other caves, similar in plan to those situated between the Kylas and Doomar Lena, at Ellora. These unfortunately, however, are so much injured by the falling of the rock and the damp, that it is impossible to make out more than their dedication to Siva, and a general similarity to those of Ellora, with which I have no doubt they are cotemporary: indeed there is a degree of similarity between the two series which is singular in structures so distant, and which can only be accounted for by their being undertaken at the same time, and probably under the same direction.

I could find no trace of Buddhism in the whole island, and these, therefore, are perhaps singular, as being the only purely Brahmanical series in the north of India; for though those at Joyghesir and Montpezir are likewise purely Hindu, and apparently of the same age as these, they are situated in the same island, and so nearly in the vicinity of the great Buddhist series of Kannari, that the motive before ascribed, as inducing the Brahmans to become cave diggers, applies to them.

MAHAVELLIPORE.

One only series remains now to be described, and which, though not so magnificent or extensive as some of those which have already passed under review, still possesses peculiarities and distinctive features, which render it scarce less interesting to the artist or the antiquary.

Like Ellora, however, it has been so often described by Europeans, that little remains to be added to what has been already published on the subject, first by Messrs. Chambers and Goldingham in the *Asiatic Researches*, and afterwards, with more precision, by Mr. Babington, in the *Transactions of the Royal Asiatic Society*. The notices of Bishop Heber and Mrs. Graham are also interesting, though not bearing on the present subject of inquiry.

Between Covelong and Sadras, a long sandy ridge extends near forty miles, bounded on the east by the sea, and on the west by a salt-water lagoon, now dry for the greater part of the year. Towards the southern extremity of this ridge, a number of masses of granite rock protrude through the surface, so numerous and large in one spot as to form a hill about a mile in length, with half that breadth, and rising to the height of about a hundred or a hundred and fifty feet; and it is in this hill that the principal antiquities are situated, consisting of some half-dozen of caves in various states of progress, one pseudo-structural temple, and the famous bas-reliefs. About half a mile to the south of this, are the five raths, and on the rock jutting into the sea, due east from the centre of the hill, the famous structural temple, known as the remaining one of the seven pagodas, from which the place takes its European name.

The most completely finished cave here, (for none is entirely so,) is the small one in the ravine, figured in Babington's ninth plate. It is architecturally complete, though its sculpture is not quite finished. The finest cave, however, is the one containing the fine bas-relief of Kali killing Mahaasura, (see plate 4 in Babington's description) by far the finest piece of sculpture here, and equal to anything at Ellora. The frontispiece of this cave, however, is merely blocked out, and its cells are unfinished. Like the others it is small when compared with the northern caves, being only thirty-two feet ten inches, by fifteen feet six inches, in the interior, exclusive of the three cells; the centre one of which is occupied by Siva sitting on Nandi, with Parvati and Sobramuni, and above them Brahma and Vishnu. In form and detail this cave may be compared to the Rameswar at Ellora, or perhaps rather to number seven at Ajunta. It cannot, however, be so old as either of

them, as the architecture is poorer, leaner, and its details resemble much more those used in structural buildings of a more modern date than the massive style of cave architecture that distinguishes these specimens¹. That it is a copy from these caves can scarcely I think be doubted, but not one of the same age.

Immediately above this cave, and apparently intended to form part of the design, is the base of a structural vimana of the same age and style; the part remaining is of granite, and it probably never was finished, or if the pyramid was built of brick, as is the universal custom in the south, it probably has fallen down. This is the only instance I am aware of such an adjunct, though they may have been common in Brahmanical caves.

Opposite the front of this cave, at the distance of a few yards, the workmen have commenced to hew a temple out of an immense block that stands there; its form is scarcely distinguishable, but it is interesting as showing the mode in which the workmen set about an undertaking of this sort, which was simply to divide the rock into squares of about twelve and eighteen inches, by channels two and three inches deep, and then to split off the remaining mass, which the tendency of granite to exfoliate easily enabled them to do.

There is another pseudo-structural temple of nearly the same size and design as this one was intended to be, at the northern end of the hill, and which is nearly, though not quite, finished.

Immediately behind the present village temple, and about half way between the two caves above-mentioned, is the great bas-relief so often figured, though never so well as by Mr. Babington, in the paper above referred to. The elephants are good, and so are many of the figures, particularly the ascetic; but the whole wants unity of design and purpose, and is inferior in every respect to the Kali sculpture in the cave above, to many of those at Ellora, and to all the sculptures of Elephanta. The rock, too, has not been smoothed away between the figures, which gives the whole an appearance of not being finished, and isolates the figures and groups in a very disagreeable manner.

Adjoining is an unfinished excavation very like (in plan), to the trimurti cave near the Kylas, and a little further to the south the other large bas-relief, which, though of the same age, is of inferior execution to the great one.

The five raths are situated about a mile south of the hill in the direction of its axis, and though small, and of course unfinished, (like everything else here,) are as pleasing examples of their style as any I

¹ Plate No. 10.

know. They possess an immense advantage over the pseudo-structural temples of the north; for being cut out of detached masses of granite, they stand alone in the sand, and are in every respect so like structural buildings, that it requires some examination to convince one's self they are not so. They have also the advantage in material, being cut from a fine, bold-grained granite, of a reddish tinge. It has, however, a tendency to split, which the trap of the north has not, and exfoliates when long exposed to the weather.

Daniell's views of these temples, and the various descriptions extant, have rendered them so familiar to the public that I need not say more regarding them here; though I much wish that the elaborate architectural drawings made of them for Colonel Mackenzie could be given to the public, as they would afford juster notions of what Indian antiquities really are, than any thing that has yet been published.

I could not find in any of the temples or sculptures here the smallest trace of Buddhist worship. Every where Siva appears as the presiding deity, though with a singularly liberal allowance of Vishnuism. In the cave first mentioned so completely is this the case, that it might almost be called Vaishnava; and in the second the pendant to the Kali bas-relief is a Vishnu reposing on the Ses Seja; and in the raths the only cell that is occupied is occupied by Lakshmi, though this arises, I believe, from the unfinished state of the others; for they were certainly intended to be dedicated to Siva. It has been doubted to whom the temple on the shore is dedicated; and its sculptures, those at least on the walls, have been so corroded by the sea air, that they cannot well be made out; and though Siva and Parvati appear on two separate bas-reliefs, occupying the principal places, they may not be integral, and the large figure drawn by Babington, plate twelve, is Vishnu on the Ses Seja, extremely similar to the one in the Kali cave, while the broken Sthamba in the central apartment may or may not be a Lingam, though I myself have little doubt that it is, and that the temple was Sivite.

One of the most singular characteristics of this series of caves is that they are all of one age, and probably the work of one prince, who has carried on the works simultaneously, but from some cause or other has been unable to complete even one of them; had one been finished, or had there been any gradation of style or workmanship, some chronological arrangement might easily have been traced; but nothing of the sort exists, at least among the monoliths, and the temple on the shore does not fall strictly within my present limits, though I may mention that its age does not differ materially from that of the rest.

If the north owe its Kylas to the Chola mandalam, which I believe it certainly does, the south as certainly owes these Monoliths to the Dekkan. There is nothing here of which the prototype cannot be traced in the caves of the north. In plan and design they resemble the Hindu series at Ellora, though many of their details are only to be found at Ajunta and Salsette; and it cannot be supposed that two people, unless copying from one another, could have invented the same details in so short a period as could have elapsed between the excavating of these, and those of the northern caves; and besides, no one, I believe, will doubt, after what has been said above, that cave architecture is indigenous in the north, while these are the only specimens found in the south.

Passing by those traditions which refer to Maha Bali and the Gods, which at all events have no reference to anything now existing here, there are two which bear an appearance of great probability. The first mentioned by Mr. Goldingham, vol. v., Trans. A.S., p. 74, thus:

“A northern prince, (perhaps one of the conquerors,) about one thousand years ago, was desirous of having a great work executed, but the Hindu sculptors and masons refused to execute it on the terms he offered. Attempting force, they (in number about four thousand,) fled with their effects from his country, hither, where they resided four or five years, and in this interval executed these magnificent works. The prince at length discovering them, prevailed on them to return, which they did, leaving the works unfinished as they appear at present.”

The second is from the Mackenzie MSS., as abstracted by Mr. Taylor, in the Madras Journal, No. 20, p. 65.

“In the Cali Yug, Singhama Nayadu, the Zemindar of the Vellugotivaru race, seemed to have ruled here. In that time, during a famine, many artificers resorted hither, and wrought on the mountain a great variety of works during two or three years.”

Who this Singhama was appears from another MS. in the same collection, (M. J. No. 19, p. 373,) where, speaking of this race, it is said, ‘Vennama Nayadu became head of his race. His son was Yiradacha N., who with his cousin were successful in their incursions against neighbouring places, extending to Canchi and to the Pandya kings. The Mussulmans are also mentioned as beaten in defence of another chieftain. The son of Vennama, named Singhama Nayadu, became the head of this race.’”

The thousand years of the first quotation I look upon as the usual Hindu synonym for “some time ago,” while the allusion to foreign conquerors seems to point to the only event I am aware of that would

give probability to the tradition, namely, the invasion of Deoghur by Alla-uddín, in the end of the thirteenth century; a supposition rendered probable by the extracts from the Mackenzie manuscripts; for though no date is there given for Singhama's reign, it appears in the context that his grand-uncle or great-grand-uncle, was engaged in the revolution that placed Pratapa Rudra on the Ganapati throne, A.D. 1167, and he therefore flourished in the thirteenth century, probably towards the end of it. The allusion to the Mahomedan in this extract also renders this still more likely, as before Alla-uddín they scarcely meddled in the affairs of the south.

Though this evidence appears tolerably conclusive, I should not be inclined to rely upon it were it not corroborated by the internal evidence of the caves themselves. But altogether I fear five centuries and a half is all the antiquity we can allow to these boasted monuments of primeval times.

Singhama's death in the field, before the fort of Jalli Palli, is still more probably the cause of the sudden interruption of the works, than the reconciliation of the workmen with their northern master; it being entirely a fancy of his own, and neither indigenious in the country, nor a part of the religion of the people, it is not probable that his successor would continue the follies of his parent.

There is one other means of fixing approximately the date of these temples, to which I have not alluded, and on which I am incapable of forming an opinion; I mean the date of the characters inscribed on the large rath over the figures there. Their form, and Mr. Babington's being able to translate them, does not say much for their antiquity, though their general illegibility does, I confess, argue a higher antiquity than I have ascribed to the buildings.

Had any one done for the Alphabets of the south what Mr. Prinsep did for those of the north, the question would be easily determined, but till that is done, I fear this mode of proof is scarcely available.

In concluding this paper I would wish to add a few words on the present state of the caves, and on the means that might (and I now hope will,) be taken to preserve them from further injury before it is too late.

Those of Cuttack are, as I mentioned above, inhabited by Hindú Fakírs, but as they are not used as places of worship, or esteemed sacred by the inhabitants of the country, an order from the magistrate would, I conceive, be sufficient to dislodge them, and without interfering with any religious feelings of the people, which the Government are justly so careful of offending. If this were done very little trouble

or expense would be required to remove the mud walls and rubbish they have accumulated, and thus restore to view these very interesting monuments.

Unless, however, it is intended to make and publish accurate drawings of the series, and to take some measures for their protection in future, it is scarcely to be wished that this should be done; for there is little doubt, judging from what has happened in other places, that a few pic-nic parties from Cuttack or Puri, and the destructive pilfering of a few would-be antiquarians, would do more harm in a few years, than has been done by their present occupants in centuries.

The caves of Ellora, Salsette, Junir, &c., are entirely deserted as places of worship, and therefore easily accessible to all Europeans. Their stucco and painting have however almost entirely disappeared, but their sculptures are not so easily broken, and are on too large a scale to tempt the cupidity of most collectors.

The cave at Elephanta being situated so near Bombay, was more exposed to injury than any of the others, and much was done, till Government at length appointed an invalid serjeant to look after and protect it; since that time it has been tolerably well cared for.

The great cave at Karli is now, strangely enough, taken possession of by the Brahmans, and considered a temple of Mahadeva. How far, therefore, interference with it would be practicable I do not know; access, however, is allowed to any strangers, and there are no paintings or sculptures which are likely to be injured by its present occupants, or even by English tourists.

The only series, therefore, that demands immediate attention is that of Ajunta; the caves there are entirely deserted by the natives, and are only visited by Europeans.

As I mentioned above they still retain the greater portion of their original paintings, but that is fast disappearing, and a traveller who would now visit them, will miss much that I saw a few years ago.

It is sad to think that after standing so many years an exposure to so destructive a climate, after escaping the bigotry of the Moslem, and the rough usage of the robber Bheel, they should be fast perishing from the meddling curiosity of the Europeans who now visit them. But such is unfortunately the case; for few come away without picking off one or two of the heads he thinks most beautiful or interesting, and as most of them are reduced to powder before they reach their destination, they are lost to the world for ever. The only instance of this I can refer to in print, is in the Journal of the Asiatic Society of Bengal, vol. v., p. 561, where it is stated, that Dr. Bird peeled four


figures off the Zodiac in cave No. 17, and this is unfortunately not the only instance that has fallen under my observation.


I have now brought to a conclusion the remarks I had to make on the Cave Temples of India, which have extended to a much greater length than I supposed they would do when I originally undertook the task of compiling them. The number of objects, however, to be described is so great, that I have found it impossible to compress into shorter limits the foregoing descriptions, with the few remarks that were necessary to render the subject intelligible. Indeed, I am afraid that I am equally open to the opposite accusation of abruptness and obscurity from attempting too great conciseness; but I must be allowed to plead as an apology for this fault, as well as for the want of polish of style that pervades my descriptions, that in almost every instance, I have copied word for word in this paper the notes I made on the spot and in the caves themselves. By a little amplification and attention to style it would have been easy to have rendered the paper much more readable, but this would have added to its length, which is already too great; and besides, might, in describing objects so long after they were visited, have rendered my descriptions less correct, and thus have taken from them the only merit to which they can fairly pretend. I may also add, that when this paper was first written, it was my intention to have published at the same time, in a folio form, some eighteen or twenty of my sketches of the caves and temples described in the text, which, when taken with the illustrations now given, would, I conceive, have added much to the interest of the subject, besides supplying many of the deficiencies of the descriptions, of which no one is more fully aware than I am.


I regret, however, to say, that I have not as yet been able to find any publisher willing to undertake the publication on satisfactory terms, nor has the project met with sufficient encouragement in any quarter to which I have hitherto referred it, to induce me to undertake the risk and annoyance of bringing it out myself and on my own account; I am not, however, without hope that this may still be accomplished.

Since the foregoing paper was read, a Memorial was presented by the Council of this Society to the Court of Directors on the subject of these caves, to which I am happy to hear they have responded; and orders have, I believe, been forwarded to the different Presidencies to

employ competent persons to draw and copy the antiquities and paintings in each district, and thus we may at last hope to have these caves illustrated in a manner worthy of their magnificence and great historical interest. I only hope the subject will not now be allowed to drop till every monument of ancient India has been thoroughly examined and detailed, and we may thus escape the hitherto too well merited reproach of having so long possessed that noble country, and done so little to illustrate its history or antiquities.











30 Feet

Scale 5 feet to 1 inch.




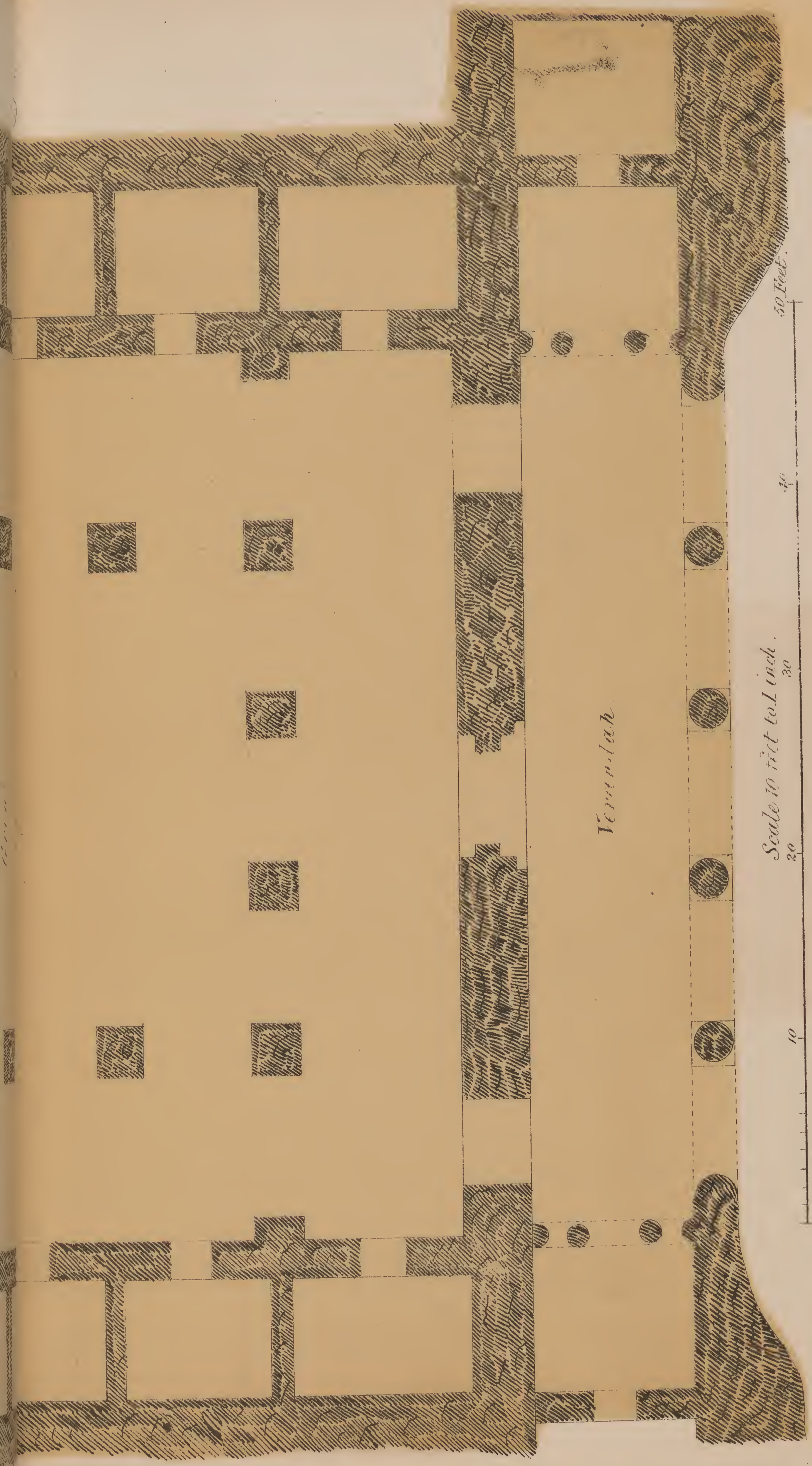
GANESA GUMPHA OR GURBHA UDYAGIRI





Pl 2.







Vimarah


Scale 10 feet to 1 inch.

PLAN OF VIHARA CAVENO 2 ATAJUNTA












PLAN
of
CHAITYA CAVE
Nº 19.
AT AJUNTA.

Scale 10 feet to 1 inch










Scale 20
10 20 30 40


DOOMAR





t to 1 Inch.
50 60 70 80 90 100ft.

NA, ELLORA.










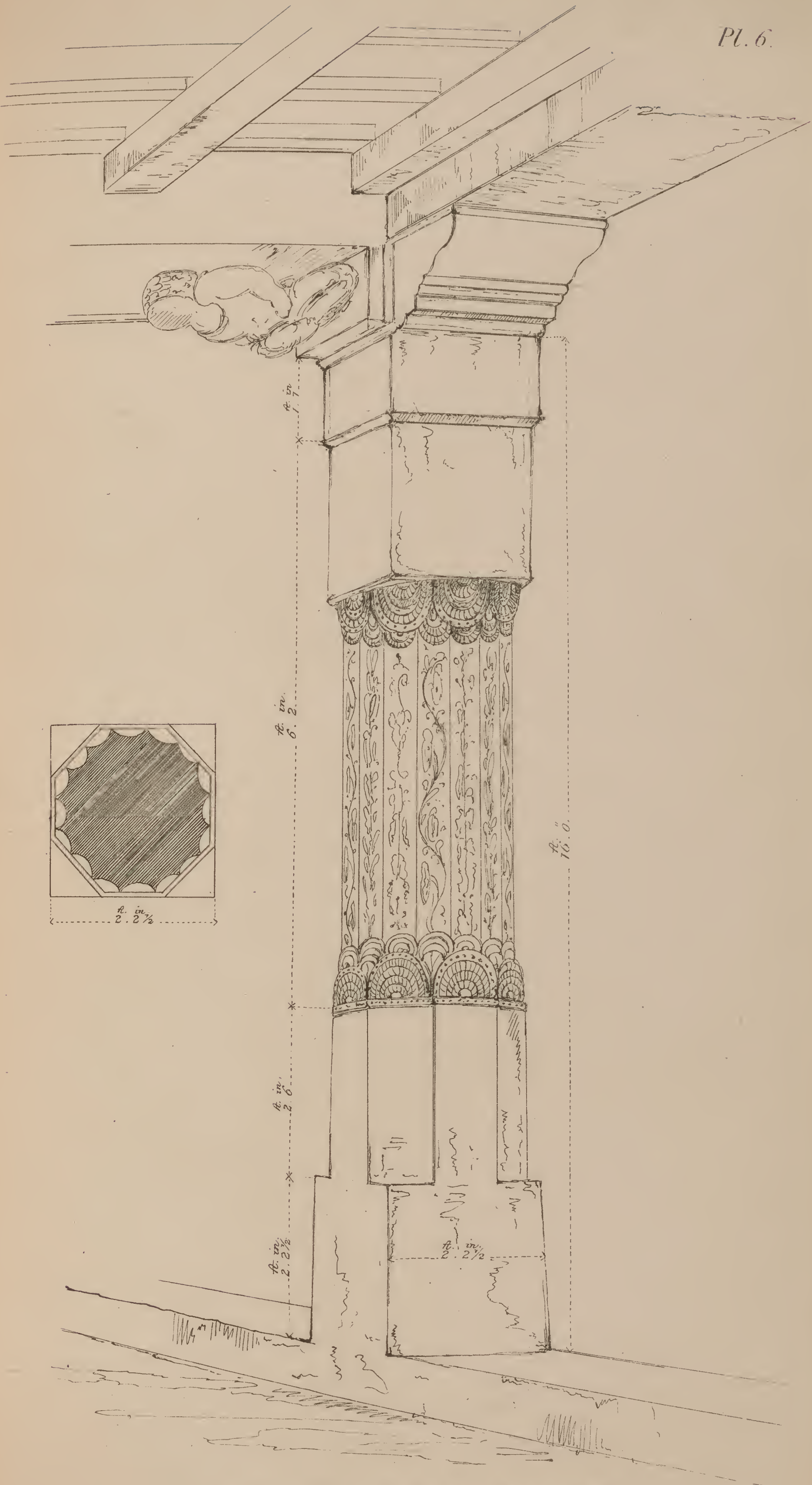


PILLAR AND WINDOW IN CAVE N° 11. AT AJUNTA.













PILLAR IN CAVE N° 17. AT AJUNTA.







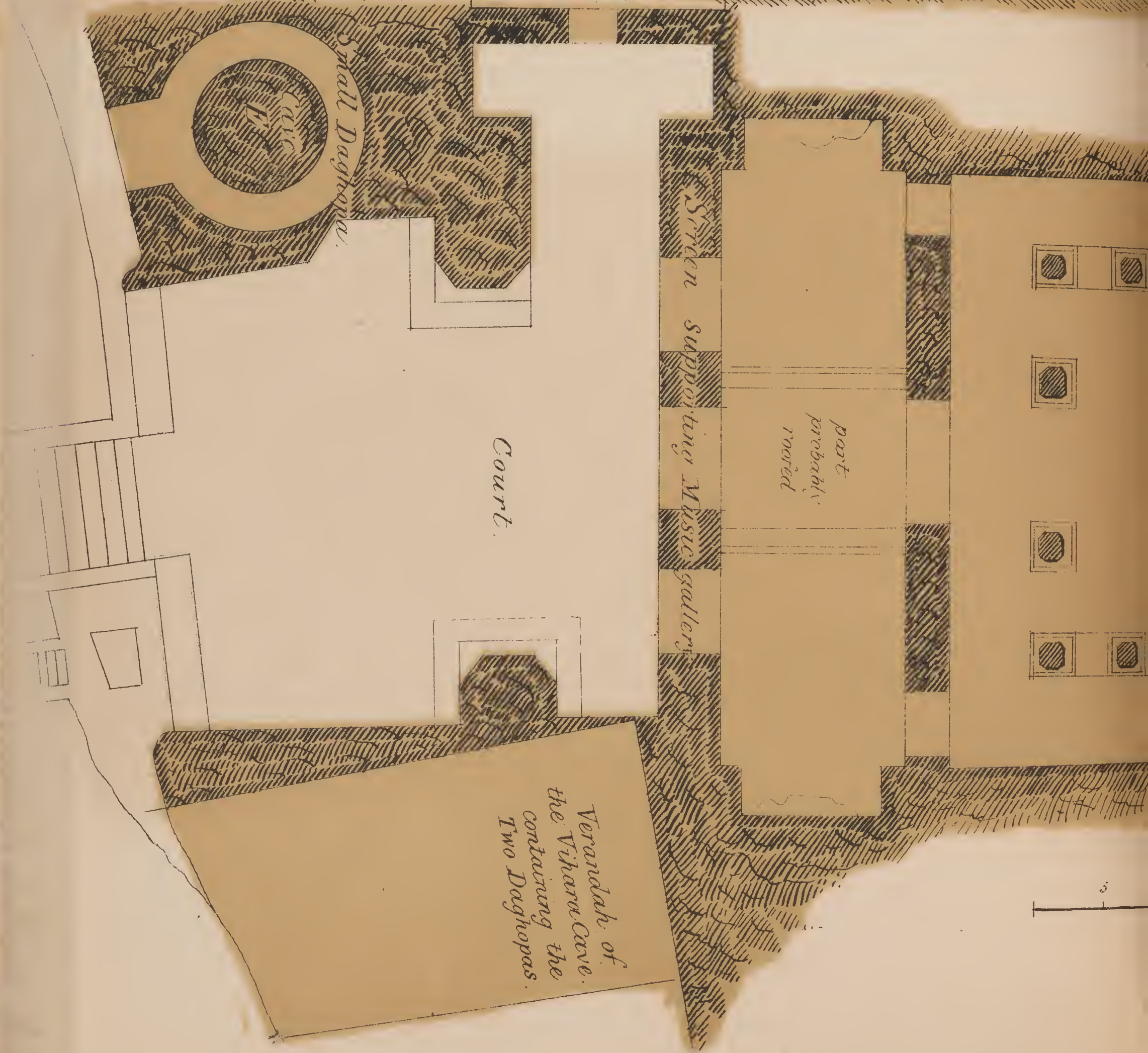







PILLAR IN CAVE N°2 AT AJUNTA.









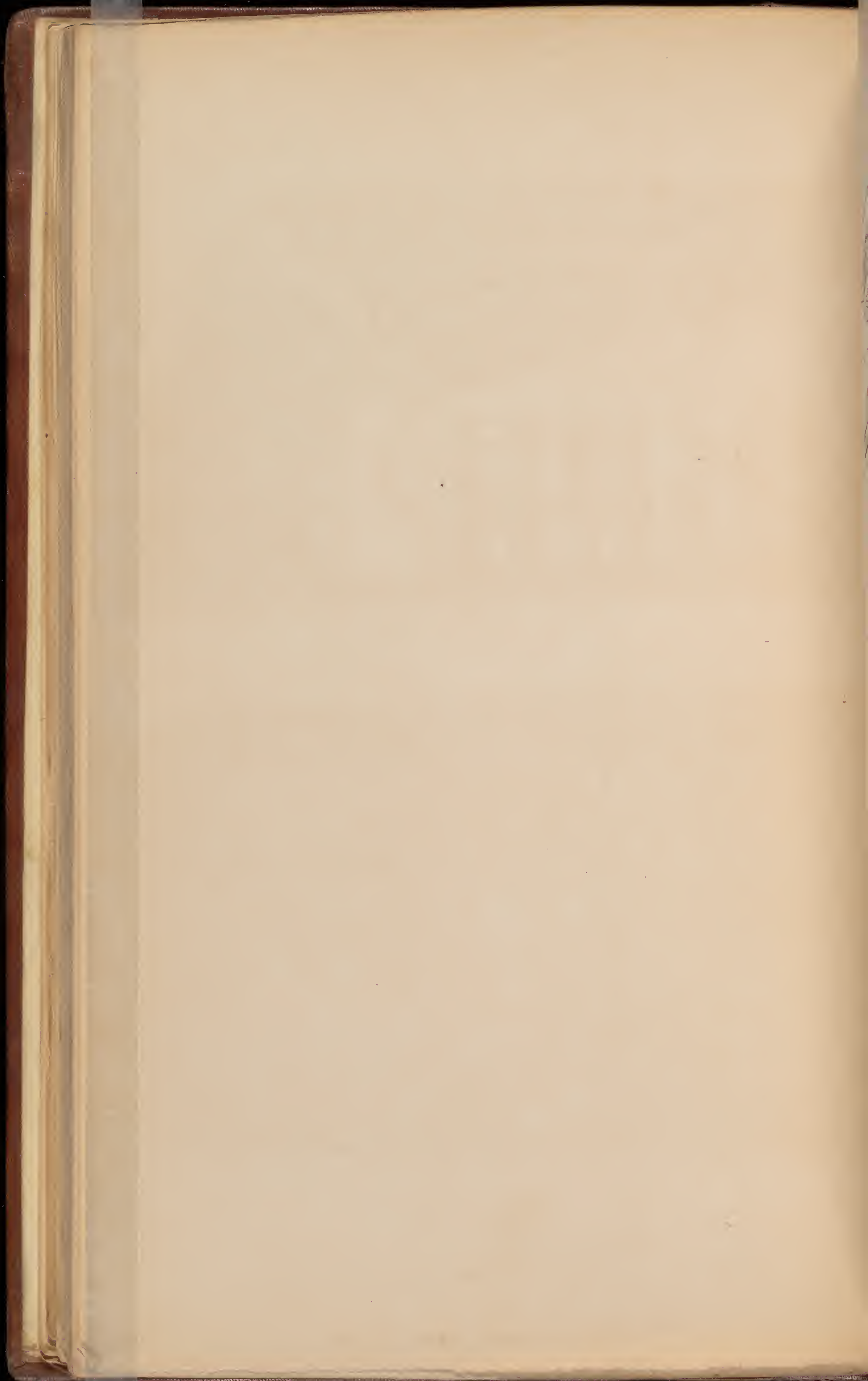



20 30 40 50 Feet.

MAITYA CAVE AT KANNARI, SALSETTE.
 AAA - Supposed Wood Work on Screen.













PILLARS IN DOOMAR LENA, ELLORA.










PILLAR IN CAVE AT MAHAVELLIPORE.



ARCHITECTURAL LIBRARY, No. 59, HIGH HOLBORN,
LONDON.

WEALE'S CATALOGUE

OF

WORKS RECENTLY PUBLISHED

ON THE VARIOUS BRANCHES OF

CIVIL AND MILITARY ENGINEERING,

ARCHITECTURE,

MECHANICS, NAVAL ARCHITECTURE,

AND

Steam Navigation.

AN EXTENSIVE STOCK OF ALL THE APPROVED PUBLICATIONS RELATING TO THE
ABOVE SUBJECTS, AND TO THE FINE ARTS, WHETHER FOREIGN OR
DOMESTIC, CONSTANTLY ON SALE.

Orders for Exportation promptly executed.

AN INDEX OF THE PRINCIPAL SUBJECTS COMPRISED AND ILLUSTRATED IN THE FOLLOWING
WORKS ON ENGINEERING, MACHINERY, AND ARCHITECTURE, IS GIVEN AT THE END.

[For 1844.]

W. HUGHES, PRINTER, KING'S HEAD COURT, GOUGH SQUARE.

THE HISTORY OF THE

REIGN OF

CHARLES THE FIRST

BY

JOHN BURNET

ESQ.

IN TWO VOLUMES

LONDON

Printed by J. Sturges, in the Strand

1704

Civil, Military, and Naval Engineering.

BRIDGES.

1.

In 4 vols. royal 8vo, bound in 3 vols. half morocco, Price £ 4. 10s.

THE THEORY, PRACTICE, AND ARCHITECTURE OF BRIDGES OF STONE, IRON, TIMBER AND WIRE;

WITH EXAMPLES ON THE PRINCIPLE OF SUSPENSION:

Illustrated by 138 Engravings and 92 Wood-cuts.

DIVISIONS OF THE WORK.

THEORY OF BRIDGES. By James Hann, King's College, London.

GENERAL PRINCIPLES OF CONSTRUCTION, &c. Translated from Gauthey.

THEORY OF THE ARCH, &c. By Professor Moseley, King's College, London.

PAPERS ON FOUNDATIONS. By T. Hughes, C.E.

ACCOUNT OF HUTCHESON BRIDGE, GLASGOW, with Specification. By Robert Stevenson, C.E.

MATHEMATICAL PRINCIPLES OF DREDGE'S SUSPENSION BRIDGE.

ESSAY AND TREATISES ON THE PRACTICE AND ARCHITECTURE OF BRIDGES. By William Hosking, F.S.A., Arc^t. and C.E.

SPECIFICATION OF CHESTER DEE BRIDGE.

PRACTICAL DESCRIPTION OF THE TIMBER BRIDGES, &c. ON THE UTICA AND SYRACUSE RAILROAD, U. S. By B. F. Isherwood, C.E., New York.

Description of the Plates—General Index, &c., &c., &c.

LIST OF PLATES.

1. Centering of Ballater Bridge, across the River Dee, Aberdeenshire.
2. Town's American Timber Bridge, details.
3. Do., sections.
4. Do. do.
5. Ladykirk and Norham Timber Bridge over the River Tweed, by John Blackmore, Engineer.
6. Timber Bridge over the Clyde at Glasgow, by Robert Stevenson, Engineer.
7. Elevation of arch of do.
8. Transverse section of do.
9. Section of foot-path on line do., &c.
10. Occupation Bridge over the Calder and Hebble Navigation, Yorkshire, by Wm. Bull, Engineer.
11. Newcastle, North Shields, and Tynemouth Railway Viaduct across Willington Dean, J. and B. Green, Engineers, plans and elevations.
12. Do., do.
13. Do., sections.
14. Newcastle, North Shields, and Tynemouth Railway Viaduct across Ouse Burn Dean, plan and elevation.
15. Do., do.
16. Isometrical view of the Upper Wooden Bridge at Elysville over the Patapsco River on the Baltimore and Ohio Railroad.
17. Elevation and plan of do.
18. Sections of do.
19. Longitudinal section under the central archway of Old London Bridge, showing the sunk weir recommended by Mr. Smeaton to hold the water up for the benefit of the water-works, &c. in 1763; sections of the same.
20. Plan and elevation of the Timber Bridge for Westminster, as designed by John Wesley.
21. Half-elevation of Timber Bridge for Westminster, as designed by James King.
22. Westminster Timber Bridge adapted to the stone piers, by C. Labelye, Engineer.
23. One of the river ribs of the centre on which the middle arch of Westminster Bridge was turned, extending 76 feet, designed and executed by James King.
24. Long elevation and plan of Westminster Bridge.
25. Elevation of the Foot Bridge over the Whitadder, at Abbey St. Bathans.
26. Weymouth Bridge, elevation and plan.
27. Very long elevation of Hutcheson Bridge, Glasgow, designed and completed by Robert Stevenson, C.E.
28. Longitudinal section of ditto, showing the progress of the works in 1832.
29. Cross section of do., showing the building apparatus and centre frames.
30. Cross section of do.
31. Plan of southern abutment of do.
32. Section of abutments of do.
33. Toll-houses of do.
34. Bridge of the Schuylkill at Market Street, Philadelphia.
35. Details of do.
36. Plan of the wood-work in the starling of the small piers of Chepstow Bridge.
37. Longitudinal section through one of the large piers.
38. Details of Chepstow Bridge.
39. Plan, elevation, and sections of the central arch of London Bridge.

40. London and Croydon Railway Bridge on road from Croydon to Sydenham, plans, elevations, and sections.
41. London and Croydon Railway Bridge on road from Norwood to Bromley, do.
42. London and Croydon Railway Bridge at Sydenham, do.
43. Elevation of the Victoria Bridge built over the valley of the River Wear, on the line of the Durham Junction Railway.
44. Elevation of Chepstow Bridge.
45. Plan showing the piling and timber foundations of one of the large piers of do.
46. Plan of pier, elevation of do.
47. Enlarged section of one of the piers of do.
48. Newcastle and Carlisle Railway Bridge, over the River Tyne at Scotswood, by John Blackmore, Engineer, plan and elevation.
49. Sections of do.
50. Details of do.
51. Elevation and plan of the Bridge over the River Eden at Carlisle, by Sir Robert Smirke, Architect.
52. Elevation of one of the arches, with a pier, and the north abutment.
- 52a. The centering used for the arches of do.
53. Plan and elevation of the Bridge erected over the Thames at Staines.
54. Elevation and plans of the Wellesley Bridge at Limerick.
55. Elevation of pier and half arch, with longitudinal section, plan and section of baluster, transverse section through the crown and spandrel.
56. Bridge of Jena, plan and elevation.
57. Do., elevation of one of the land arches, with section of towing-path and retaining wall, transverse section of the bridge at the springing of an arch, plan of do., transverse section of the bridge through the centre of one of the land arches, plan of the abutments, retaining walls, &c.
58. Elevation of the Devil's Bridge over the Serchio, near Lucca, Italy; plan, elevation, and cross section.
59. Bridge across the River Forth at Stirling, by R. Stevenson, elevation.
60. Longitudinal section of the same.
61. Timber Bridge on the Utica and Syracuse Railway, United States, spans of 40 and 30 feet.
62. Do., span of 60 feet.
63. Do., elevation, plan, and cross section, span of 88 feet.
- 63a. Do., isometrical projection.
64. Do., plan, elevation, and cross section, span of 84 feet.
- 64a. Do., span of 82 feet.
65. Abutment for a bridge of 82 feet span over the Oneida Creek.
66. Trestle Bridge, Oneida Creek Valley, span of 29 ft.
67. Do., elevation of span of 100 feet.
- 67a. Do., isometrical projection of truss, connexion of floor beams, and cross section.
68. Trestle Bridge, Onondaga Creek Valley, span of 29 feet.
69. A great variety of details of joinery.
- 69a. Pile-driving machine.
70. Isometrical projections.
- 70a. Isometrical projection of iron plate.
- 70b. Do.
- 70c. Do.
- 70d. Do.
- 70e. Do.
- 70f. Do., culverts.
- 70g. Viaduct under Erie Canal.
71. Remains of the bridge over the River Adda, at Trezzo, Milanese.
72. Ely Iron Bridge, near Cathedral.
73. Details of do.
74. Details of do.
75. Details of do.
76. Haddlesey Bridge, over the River Aire, Yorkshi details of the iron work.
77. Do.
78. Do.
79. Do.
80. Do., sections of structure.
81. Do., plan, iron balustrades, &c.
82. Do., details.
83. Do., elevation.
84. London and Blackwall Railway Bridge, over t Lea Cut, elevation and plan.
85. Do., sections and details.
86. Do., sections, enlarged view of railing.
87. Isometrical projection of the Suspension Bridge Balloch Ferry, constructed on Mr. Dredge's principle.
88. Perronet's design for the bridge over the Scine Melun, sections, &c.
89. Brighton Chain Pier, portions of constructive deta
90. Wreck of do. in Oct. 1832.
91. Do.
92. Longitudinal and transverse sections of Cast Ir Swing Bridge.
93. Longitudinal section and transverse do., plan turning plate and roller frame, plan of bed pl of Cast Iron Swing Bridge.
94. Elevation and plan of Cast Iron Swing Bridg Plymouth.
95. Gerrard's Hostel Bridge, Cambridge, erected the Butterley Company, W. C. Mylne, Engine elevation and plan.
96. Do., sections and details of do.
97. Do., transverse section of do.
98. Fribourg Suspension Bridge, general elevation, w a section of the Valley of the Sarine and of t mooring shafts, &c.; general plan, ends of t main piers, with the approaches enlarged, &c.
99. Do., sections and details of do.
100. Do. do.
- 100a. Do. do.
101. Professor Moseley's diagrams of the Arch.
102. Do.
103. Do.
104. Robert Stevenson's elevation of a Chain Brid upon the Catenarian principle.
105. Do., plan and section of do.
106. Do., longitudinal section.
107. Do., sections, back of arched accesses; plan of pi showing the cables, &c.
108. Elevation and plan of Darlaston Bridge, Staffo shire.
109. Longitudinal and transverse sections of do.
110. Centering for do.
111. Half-elevation, sections, and details of Bascule I Bridge for Wellesley Dock works.
112. Plan of do., sections, &c.
113. Ouse Valley Viaduct, London and Brighton Ra way, longitudinal section, section of wing w transverse section of roofed recesses and pilaste
- 113a. Elevation of north abutment and eight arch of do.
114. Transverse section through centre arch of do.
115. Plan of superstructure, plan of foundations, tra verse section through relieving arches of do.
116. Details of do.
117. Plan of Swivel Bridge, showing ribs, windlass, &
118. Elevation of front rib, showing sections, fall handrails, &c.; longitudinal section, cross sectio &c., of do.
119. Cast iron Swivel Bridge on the Newry Canal, h elevation, plan, transverse sections, &c.
120. Do., plan of masonry of abutments, base rings a platform of railway, sections through, plans abutments, &c., &c., &c.
121. Wire Bridge over the Fosse at Geneva, elevati plan, and several details.
122. Western Railroad Connecticut River Bridge, ele tion, plan, sections, and details.

* * This work is so ample and diffuse in the explanation and instruction of every principle this art, that it may be truly esteemed the only comprehensive work extant.

2.

In 4to, with 12 large folding Plates, extra cloth boards, Price 14s.

A PRACTICAL AND THEORETICAL ESSAY ON OBLIQUE BRIDGES.

By GEORGE WATSON BUCK, M. Inst. C.E.

3.

In demy 8vo, with 107 Wood-cuts, extra cloth boards, Price 7s.

EXPERIMENTAL ESSAYS ON THE PRINCIPLES OF CONSTRUCTION IN ARCHES, PIERS, BUTTRESSES, &c.

MADE WITH A VIEW TO THEIR BEING USEFUL TO THE PRACTICAL BUILDER.

By W. BLAND, Esq., of Hartlip, Kent.

4.

In 8vo, with 5 Plates (one of which is a large folding Plate of Mr. GWILT's Design for New London Bridge), Third Edition, Price 5s.

A TREATISE ON THE EQUILIBRIUM OF ARCHES,

In which the theory is demonstrated upon familiar mathematical principles.

By JOSEPH GWILT, Architect, F.S.A.

5.

In 1 Vol. 8vo, with large Plate and Wood-cuts, cloth boards, Price 5s.

DREDGE'S SUSPENSION BRIDGE EXPLAINED UPON THE PRINCIPLES OF THE LEVER.

By W. TURNBULL.

To which are added, a Specification of the Quantities of Material used in the Suspension Bridge at Balloch Ferry, Dunbartonshire, and an Isometrical Projection, by JAMES DREDGE, of Bath.

6.

In Imperial 8vo. Second Edition, with Additions. 11 Plates, extra cloth boards, Price 8s.

A PRACTICAL TREATISE ON THE CONSTRUCTION OF OBLIQUE ARCHES.

By JAMES HART, Mason.

7.

In 8vo, Price 12s., 4th Edition, improved and enlarged, edited by EATON HODGKINSON, Esq., of Manchester.

A PRACTICAL ESSAY ON THE STRENGTH OF CAST IRON AND OTHER METALS;

Intended for the Assistance of Engineers, Iron-Masters, Millwrights, Architects, Founders, Smiths, and others engaged in the Construction of Machines, Buildings, &c. Containing Practical Rules, Tables, and Examples, founded on a Series of new Experiments; with an extensive Table of the Properties of Materials. Illustrated by Eight Plates and several Wood-cuts.

By THOMAS TREDGOLD, Civil Engineer.

Part II., comprising original Investigations by Mr. HODGKINSON, will shortly be published.

8.

22 Plates, large folio, bound, Price £ 1. 1s.

THE HARBOUR AND PORT OF LONDON,

SCIENTIFICALLY, COMMERCIALY, AND HISTORICALLY DESCRIBED;

Containing Accounts of the History, Privileges, Functions, and Government thereof; of its Extent, Divisions, and Jurisdictions, Municipal and Commercial; of its Docks, Piers, Quays, Embankments, Moorings, and other Engineering Works; Tidal and other Observations, and every other necessary information relative thereto, accompanied by Charts of the Port and its Dependencies, its Shoals and Soundings, surveyed by order of the Port of London Improvement Committee; Plans of Docks, Gates, Piers, Swivel Bridges, Methods of Mooring Vessels, &c.

9.

TREDGOLD ON THE STEAM ENGINE

AND ON

STEAM NAVIGATION.

MUCH IMPROVED AND AUGMENTED EDITION.

These very valuable volumes, comprising 125 elaborately engraved Plates, are, in Sections, Elevations, Plans, Details, &c., of the highest utility to the Engineer and Student, to Manufacturers of Marine, Locomotive, and Land Engines;—the science of Steam Engine Making being explained by the most eminent practical men of Great Britain. In 4to, and the Plates in Atlas folio, price £ 4. 4s. entitled

THE STEAM ENGINE;

Comprising an account of its invention and progressive improvement, with an Investigation of its Principles, and the Proportions of its Parts for Efficiency and Strength; detailing also its application to NAVIGATION, MINING, IMPELLING MACHINES, &c., and the Result in numerous Tables for Practical Use, with Notes, Corrections, and New Examples, relating to Locomotive and other Engines.

The algebraic parts transformed into easy practical Rules, accompanied by Examples familiarly explained for the Working Engineer, by Mr. WOOLHOUSE; with an ample APPENDIX, containing, besides a vast acquisition of Practical Papers, an Elementary and Practical Description of Locomotive Engines now in use, illustrated by Examples; and the Principles and Practice of Steam for the purposes of Navigation either in Rivers or at Sea; showing its present and progressive state, in illustration of the various Examples of Engines constructed for Sea, War, and Packet Vessels, and River Boats, by the most eminent Makers of England and Scotland, drawn out in Plans, Elevations, Sections, and Details, with a Scientific Account of each, and on

STEAM NAVAL ARCHITECTURE,

Showing, by existing and the latest Examples, the Construction of War, Sea, and Packet Vessels their Naval Architecture, as applied to the Impelling Power of Steam for Sea and River purposes—This portion of the work is edited by several very eminent Ship Builders—

OLIVER LANG, Esq., of H. M. Dockyard, Woolwich.

J. FINCHAM, Esq., H. M. Dockyard, Chatham.

T. J. DITCHEBURN, Esq., Blackwall.

The new subjects in this edition consist of the works of

Messrs. Boulton and Watt.
The Butterley Company.
Messrs. Maudslay, Sons, and Field.
Messrs. Seaward.
Robert Napier, Esq., Glasgow.
Messrs. Fairbairn and Co.

Messrs. Hall, Dartford.
Messrs. Bury, Liverpool.
Messrs. Claude, Girdwood, and Co.
Messrs. R. Stephenson and Co., Newcastle upon Tyne, &c.

LIST OF PLATES.

1. Isometrical projection of a rectangular steam boiler.
2. Two sections of a cylindrical steam boiler.
3. Brunton's apparatus for feeding furnaces by machinery.
4. High pressure engine with four-passaged cock.
5. Section of a double-acting condensing engine for working expansively.
6. Section of a common atmospheric engine.
7. Represents the construction of pistons.
8. Parts of Fenton and Murray's double engine.
9. Apparatus for opening and closing steam passages.
- 10 (A.) 10 (B.) Parallel motions or combinations used to produce rectilinear motion from motion in a circular arc.
11. Plan and elevation of an atmospheric pumping engine for raising water from a mine.
12. Boulton and Watt's single-acting engine.
13. Double-acting engine for raising water.
14. ———— for impelling machinery, by Fenton, Murray, & Co.
15. Maudslay's portable engine.
16. Indicator for measuring the force of steam in the cylinder.
- Diagrams to illustrate the comparative stability of opposite classes of vessels.
17. Section of a steam vessel with its boiler in two parts.
18. Isometrical projection of a steam boat engine as first arranged by Boulton and Watt.
19. Section and plan of steam boat engine.
20. Side elevation and cross section of a steam carriage.
21. Kingston's valves.
— blow-off valves.
— injection valves.
— hand-pump valves.
22. Boilers of Her Majesty's steam vessel African.
23. Boilers of Her Majesty's steam frigate Medea.
24. Paddle wheels of Morgan and Seaward.
25. Positions of a float of a radiating wheel, and also of a vertical acting wheel, in a vessel in motion.
26. Cycloidal paddle wheel fitted to the Great Western.
- 27, 28. Illustrate Captain Oliver's steaming and sailing.
29. Exhibits the various situations of a trial at sailing of the Medea, with the Caledonia, Vanguard, and Asia.
30. Side views of the engines of the Red Rover, and City of Canterbury, steam vessels.
31. Longitudinal section of ditto.
32. Cross section of engines of ditto.
33. Side elevation of the engine of the Nile steam ship.
34. Plan of the engine of the Nile.
- 35, 36. Cross sections of engines of the Nile.
- 37, 38, 39. Engines of Her Majesty's steam frigate Phoenix.
40. Engines of the Ruby Gravesend packet.
41. Section of one of the engines of the Don Juan Peninsula Company's packet.
42. Boilers of Her Majesty's ships Hermes, Spitfire, and Firefly.
- 43, 44, 45, 46. Elevation, plan, and two sections of the engines of the armed Russian steam ships Jason and Colchis.
- 47, 48. Hall's improvements on steam engines.
- 49, 50. Engines of Her Majesty's steam ship Megæra.
- 51, 52, 53, 54. Engines of the General Steam Navigation Company's William Wilberforce.
- 55 (A.) Longitudinal section of Humphrey's patent marine engine.
- 55 (B.) Longitudinal elevation of Humphrey's marine engine.
- 56 (A.) Midship section of the steam packet Dartford, showing a front elevation of a pair of Humphrey's engines.
- 56 (B.) Plan of the engines of the Dartford.
- 57, 58, 59. Forty-five horse power engine, constructed by W. Fairbairn and Co.
- 60, 61, 62, 63. Ten-horse power engine, constructed by W. Fairbairn and Co.
64. Elevation of a locomotive engine, Stanhope and Tyne Railway; constructed by Messrs. R. Stephenson and Co., of Newcastle upon Tyne.
65. Section of ditto.
66. Safety valves of ditto.
- 67 (A.) Cylinder cover and connecting rods of ditto.
- 67 (B.) Cylinder and piston at large of ditto.
68. Plan and section of boiler seating for a twenty-horse engine, at the manufactory of Messrs. Whitworth and Co., Manchester.
69. Mr. Hague's double-acting cylinder, with slides, &c.
- 70 (A.) 70 (B.) Sections of the engines of the Berenice East India Company's steam vessel.
- 71, 72. Beale's patent rotatory engine.
73. Mr. Ayre's contrivance for preventing a locomotive engine from running off a railway.
- 74 to 83. Relate to the very important subject of all kinds of paddle wheels, with experiments.
- 84 to 88. Sixty-five inch cylinder engine, erected by Messrs. Maudslay, Sons, and Field, at Chelsea Water-works.
- 89 to 92. Patent locomotive engine, made by Messrs. R. Stephenson and Co. for the London and Birmingham Railway.
93. Drawings of the Comet, the first steam boat in Europe.
94. The Pacha's steam vessel of war, the Nile.
- 95, 96. The Hon. East India Company's steam vessel Berenice.
97. Draught of the Forbes steamer, Chinese rigged.
98. Herne Bay steam packet Red Rover.
99. Diamond Company's steam packet Ruby.
- 100 to 103. Her Majesty's steam vessel of war Medea.
- 104 to 107. Construction of the Nile steam ship, built for the Pacha of Egypt.
- 108, 109, 110. His Imperial Majesty's armed steam vessel Colchis.
- 111, 111 (A). Engines of the steam ship Tiger.
112. The Admiralty yacht Firebrand.
113. Portrait of the late Mr. Watt.
114. Portrait of the late Mr. Tredgold.
- 115, 117, 118. Illustrate steam navigation in America.

AND VERY NUMEROUS WOOD-CUTS.

'The first publication of Mr. Tredgold's work, on one of the most important mechanical and scientific subjects of our age, was so highly successful, that, besides being translated into the French and other languages, a new edition was imperatively called for. That call has been answered by the present enlarged work, in which have been embodied the progress and improved application of that mighty agent Steam, an investigation of its principles, and a practical view of its uses and effects in steam vessels, steam carriages, and railroads. When we look around

us and see the face of the country changed and changing; the expedition of a week compressed into a single day; the limits of pleasure and of business widely extended among all classes of society; new wants created, and new wishes gratified; sedentary easily and readily converted into ambulatory life; the sphere of city homes, as it were, enlarged by a circle of rural miles;— when, in fact, we see the prodigious alteration made in our social, statistical, economical, political, national, and international system, by the growing powers of this vast engine, we cannot

but consider the effort to offer us a just and comprehensive account of it to be one of the most meritorious within the scope of individual industry, skill, and labour. We therefore think the public deeply obliged to Mr. Tredgold, the author, and Mr. Weale, the enterprising publisher, who must have expended a very large sum on the risk, for the very important volumes now before us.

'It is apparent that it is a publication of great magnitude and great worth. Above a hundred plates of steam engines, &c., &c., illustrate its descriptions; and many wood-cuts serve further to render the contents plain and intelligible to every capacity. Thus the actual operations of such men as Boulton and Watt, Maudslay and Field, Seawards, Napier of Glasgow, and other eminent mechanics, and, we may add, enlightened philosophers as well as experienced artisans, are explained to us, and set before our eyes so as to be palpable to the understanding. In the same way the locomotives of the Messrs. Stephenson, of Newcastle, the construction of the elegant Government steam boats of Mr. Lang, of Woolwich, and Mr. Fincham, of Chatham, (vessels it is a delight to notice as we pass up or down the river,) are rendered familiar to us; and we care little to vex ourselves about hypothetical improvements and untried experiments. We have witnessed so many pseudo

certain and undeniable inventions fail, that we have become rather sceptical when we hear of patents that are to supersede all that has been done before, or listen to the dictatorial laws of people whom we have known to be more frequently wrong than right. We are glad to observe, however, that in this new edition most of the errors of the former have been corrected; and what questionable statements or mistakes may remain are not such as to impeach the vast utility of the publication.

'The Appendix, indeed, is deserving of much praise. The rules of practice are well expounded, and the mathematical calculations, remodified into simple arithmetic, are excellent for the purpose of enabling the working man to perform his duty.

'Upon the whole, not to dwell upon either real or supposed imperfections, inseparable from a production embracing so vast a number of complicated matters—a production treating of things in an almost daily state of partial transition—we feel bound to pronounce this treatise to be a very able and satisfactory exposition of the state of steam navigation and railroad travelling to the present time; and as such we heartily recommend it to the public at large, both at home and on the continent, where its predecessor has hitherto been esteemed a standard work.'—*Literary Gazette*.

10.

In 2 Vols., very neatly half-bound in morocco or russia, gilt tops, Price £5. 5s.

TREDGOLD ON THE STEAM ENGINE AND ON STEAM NAVIGATION.

11.

In 2 Vols., elegantly bound in russia or morocco, gilt leaves, Price £5. 15s. 6d.

TREDGOLD ON THE STEAM ENGINE AND ON STEAM NAVIGATION.

* * This work has been selected as a Prize-book by the Institution of Civil Engineers, Colleges in which Engineering Science is taught, and several other Institutions, and by practical Engineers for presents to their Pupils.

12.

In 2 Vols., very neatly half-bound in red morocco, gilt tops; the Text in quarto, and the Plates printed separately on fine Columbian folio paper, Price £7. 7s.

TREDGOLD ON THE STEAM ENGINE AND ON STEAM NAVIGATION.

13.

The Plates sold separately, on Columbian folio, very neatly half-bound in red morocco, gilt tops, Price £5. 5s.

TREDGOLD ON THE STEAM ENGINE AND ON STEAM NAVIGATION.

* * In many instances purchasers of the work in 2 vols. have also possessed themselves of these Plates in a separate form, not only for practical use and reference, but as a Table-book, to exhibit the splendour of the Steam Machinery of Britain.

STEAM NAVIGATION.

14.

In Atlas folio size, finely engraved Plates by GLADWIN and others, uniform with Telford's works and the Atlas copies to Tredgold, with Text in 4to, Price £1. 12s.

APPENDIX A. AND B. TO THE NEW EDITION OF TREDGOLD ON THE STEAM ENGINE.

CONTENTS OF PLATES.

- | | |
|--|--|
| <ol style="list-style-type: none"> 1. Iron steam yacht <i>Glow-worm</i>, constructed by John Laird, Esq., Birkenhead, Liverpool. 2, 3. Iron steam ship <i>Rainbow</i>, belonging to the General Steam Navigation Company, draught lines at bottom, fore body to a large scale, by ditto. 4. Plans of the engines of 90-horse power each, 50-inch cylinders, 4-6 stroke, made by G. Forrester and Co., of Liverpool, and fitted on board the <i>Rainbow</i>. 5. Side elevation and section of ditto. 6. Transverse section of ditto. 7. Draught of the American armed steam ship <i>Fulton</i>. Half the main breadth, 17 feet: distance between the water lines, 2 feet; fore and after body precisely alike. 8. Plans of the upper and lower decks of the Admiralty yacht <i>Black Eagle</i>, showing the fittings and conveniences; drawn by Mr. Lang, of Woolwich. 9, 10. Plans of the upper and lower decks of the iron steam ship <i>Nevka</i>, constructed for Her Imperial Majesty the Empress of Russia, by Messrs. Fairbairn and Co., of Mill Wall, Poplar. | <ol style="list-style-type: none"> 11, 12. Draught, section, and lines of Her Imperial Majesty's iron steam yacht <i>Nevka</i>. 13. Cross section of ditto, showing engines, construction of vessel, and paddles. 14. Body plan, cross section, and saloon; showing joinings, fittings, and decorations. 15. Mr. John Hague's twelve-horse condensing engine, in operation at the Arsenal of Woolwich; elevation, with dimensions of parts and references. 16. Longitudinal section, ditto, ditto. 17. Plan, ditto, ditto. 18. Section, showing boiler, &c., ditto. 19. End section, showing furnace, &c., ditto. 20, 21. Mr. Lang's mode of connecting the stem, stern post, and keel together, for any description of vessel; and Mr. Lang's method of framing the ribs and keels of steam vessels, with a plan of timbers expanded, sectional parts, with dimensions. 22. Chapman's draught lines of bottom, fore and aft bodies; and Mr. Whitelaw's, of Glasgow, new contrivances in the steam engine. |
|--|--|

Several of these Plates are on large size, and consequently the more useful to practical men.

15.

In large folio size, with 10 finely engraved Plates by LOWRY, with descriptive Text in quarto, Price 14s.

APPENDIX C. TO THE NEW EDITION OF TREDGOLD ON THE STEAM ENGINE.

THE GORGON ENGINES, as fitted on board H. M. S. CYCLOPS.

By SAMUEL CLEGG, Jun., C.E.

CONTENTS OF PLATES.

- | | |
|--|--|
| <ol style="list-style-type: none"> 1. General elevation of the starboard engine and boilers of the Cyclops, showing the relative position of all the parts connected therewith. 2. End views of both engines at the paddle shaft, with a section of the vessel taken at the same point, &c. 3. Front elevation, section in elevation, and plan of the cylinder, steam nozzles, and slide gear, with details of the eccentric, &c. | <ol style="list-style-type: none"> 4. Different views of the condensing apparatus, feed and bilge pumps, &c. 5. Details of the parallel motion, connecting rod, and piston, cross head, &c. 6. Elevations of part of one paddle wheel and shaft, &c. 7. Front elevation of two boilers, &c. 8. Transverse sections of two boilers, &c. 9. Plans of the four boilers, &c. 10. Appendages to the boilers, &c. |
|--|--|

Together with several details scattered over the Plates.

16.

In 4to, with 57 Wood-cuts and 1 large Plate of Smith's Vessel and Screw, with descriptive letter-press, Price 10s. 6d.

APPENDIX D. TO THE NEW EDITION OF TREDGOLD ON THE STEAM ENGINE.

ON THE ARCHIMEDEAN SCREW, OR SUBMARINE PROPELLER.

Illustrated, describing also all the Inventions and Experiments on this important subject.

By ELIJAH GALLOWAY, C.E.

17.

In large folio, with fine large folding Plates by GLADWIN, LOWRY, &c., with descriptive Text in 4to, Price £1. 5s.

APPENDIX E. AND F. TO THE NEW EDITION OF TREDGOLD ON THE STEAM ENGINE.

WEST INDIA MAIL STEAM PACKET ISIS, by Mr. PILCHER, of Northfleet.

THE ORION IPSWICH STEAM PACKET VESSEL, by Mr. READ, of Ipswich.

ENGINES OF THE ISIS, by Messrs. MILLER and RAVENHILL.

H. M. STEAM FRIGATE OF WAR CYCLOPS, by Sir W. SYMONDS, Surveyor of the Navy.

ENGINES OF THE DEE AND SOLWAY WEST INDIA MAIL STEAM PACKETS, by Messrs. SCOTT, SINCLAIR, and Co.

The Plates, many of which are very large, consist of

Sheer draught and profile of inboard works and after body of the Royal Mail West India Packet Isis.
Lines of bottom, do.
Plan of spar deck, showing Captain Smith's life boats.
Plan of upper deck, do.
Plan of lower deck, do.
Midship section, do.
Sheer draught, with lines of bottom, together with after body of the Orion Ipswich iron packet vessel.
Plan of deck of do.
Longitudinal elevation of one of the engines of the Isis.
End elevation of do., showing paddles, shaft, and construction of vessel.

Plan of the engines of the Isis, together with the boilers, engine room, &c.
Sheer draught, profile of inboard works, with lines of bottom, and after body of Her Majesty's steam frigate Cyclops.
Plans of upper and lower decks of do.
Sketch of spars, sails, &c., of do.
Transverse section, and part of frame work of do., showing the admirable construction of this vessel.
Longitudinal elevation of one of the engines of the Royal Mail West India Packets Dee and Solway.
Two end views of do.
Plan of do.

18.

CORNISH ENGINE.

In large folio, 9 fine Plates by GLADWIN, with descriptive Text in 4to.

APPENDIX G. TO THE NEW EDITION OF TREDGOLD ON THE STEAM ENGINE.

THE CORNISH ENGINE

Designed and constructed at the Hayle Copper House in Cornwall, under the superintendence of Captain JENKINS; erected and now on duty at the Coal Mines of Languin, Department of the Loire Inférieure, near Nantes, in France. Nine elaborate drawings. Revised by Mr. HOCKING. Historically and scientifically described

By WILLIAM POLE, Assoc. Inst. C.E.,
Member of the Committee appointed by the British Association to conduct Experiments on Steam Engines.

LIST OF THE PLATES.

- | | | |
|---|--|---|
| 1. Plan of engine and boilers. | | 6. Details of air pump, condensers, feed pump, &c. |
| 2. Side elevation of engine. | | 7. Do. boiler and boiler apparatus. |
| 3. End view of engine and boilers. | | 8. & 9. Elevation and sections of pumps and pit-work. |
| 4 & 5. Details of cylinder, nozzles, valves, hand-gearing, cataract, &c., to a large scale. | | |

19.

In 4to, stitched, Price 5s., only 25 copies printed.

SPECIFICATION OF THE WEST INDIA MAIL STEAM PACKET 'ISIS.'

COMPILED AND PRIVATELY PRINTED.

THE STEAM ENGINE.

20.

In 4to size, with four elaborately engraved Plates, and numerous Wood-cuts of Details, Price £1. 1s.
in cloth boards.

**DESCRIPTION OF THE LOCOMOTIVE STEAM ENGINE BY
ROBERT STEPHENSON, Esq.**

* * The above Work is affixed to the publication of the new edition of Tredgold, and has been published separately for the use of those who desire a perfect knowledge of the Locomotive Engine separate from other Steam Engines. The description is both popular and scientific. The Engravings are large, and are unique examples of mechanical engraving. The Wood-cuts, 40 in number, are explanatory of such details of the Engine as cannot be shown in the elevation, plan, cross, or transverse section; nor so well described in language as by the ocular demonstration of these, intermixed as they are with the descriptive text. It will be found that this extraordinary modern Engine, which owes its present improvements to the Stephensons, is made available to the million by being explained in the plainest language, and divested of mathematical formulæ.

21.

In 8vo, extra cloth boards, with Plates, a Second Edition, with considerable Additions, Price 18s.

**A PRACTICAL TREATISE ON LOCOMOTIVE ENGINES
UPON RAILWAYS;**

The construction, the mode of acting, and the effect of Engines in conveying heavy loads; the means of ascertaining, on a general inspection of the Machine, the velocity with which it will draw a given load, and the results it will produce under various circumstances and in different localities; the proportions which ought to be adopted in the construction of an Engine, to make it answer any intended purpose; the quantity of fuel and water required, &c.; with Practical Tables, showing at once the results of the Formulæ: FOUNDED UPON A GREAT MANY NEW EXPERIMENTS made on a large scale, in a daily practice on the Liverpool and Manchester, and other Railways, with different Engines and Trains of Carriages. To which is added an APPENDIX, showing the expense of conveying Goods by means of Locomotives on Railroads.

By COMTE F. M. G. DE PAMBOUR.

22.

In demy 8vo, extra cloth boards, Price 12s.

THE THEORY OF THE STEAM ENGINE;

Showing the inaccuracy of the methods in use for calculating the effects or the proportions of Steam Engines, and supplying a series of Practical Formulæ to determine the velocity of any Engine with a given load, the load for a stated velocity, the evaporation for desired effects, the horse-power, the useful effect for a given consumption of water or fuel, the load, expansion, and counter-weight fit for the production of the maximum useful effect, &c. With an APPENDIX, containing concise Rules for persons not familiar with algebraic signs, and intended to render the use of the Formulæ contained in the work perfectly clear and easy.

By COMTE F. M. G. DE PAMBOUR.

23.

In demy 8vo, numerous Wood-cuts, extra cloth bds., Price 8s.

AN ESSAY ON THE BOILERS OF STEAM ENGINES:

THEIR CALCULATION, CONSTRUCTION, AND MANAGEMENT, WITH A VIEW TO THE SAVING OF FUEL.
Including Observations on Railway and other Locomotive Engines, Steam Navigation, Smoke Burning, Incrustations, Explosions, &c., &c. A New Edition, considerably enlarged and improved.

By R. ARMSTRONG, Civil Engineer.

24.

In 12mo, Price 2s. 6d. in boards.

RULES AND DATA FOR THE STEAM ENGINE,

BOTH STATIONARY AND LOCOMOTIVE ;

And for RAILWAYS, CANALS, and TURNPIKE ROADS: being a Synopsis of a Course of Eight Lectures on MECHANICAL PHILOSOPHY; illustrative of the most recent modes of Construction, and an Exposition of the Errors to which Patentees and others are liable, from their not being acquainted with the practical departments of Engineering.

By HENRY ADCOCK, Civil Engineer.

25.

In 24mo, extra cloth boards and lettered, *for the pocket*, Price 1s.**PRACTICAL RULES FOR THE MANAGEMENT OF A LOCOMOTIVE ENGINE;**

IN THE STATION, ON THE ROAD, AND IN CASES OF ACCIDENT.

By CHARLES HUTTON GREGORY, Civil Engineer.

26.

Eight large Atlas folio very fine line Engravings, by GLADWIN, from elaborate Drawings made expressly by Mr. WICKSTEED, in a wrapper folio, together with a 4to Explanation of Plates, containing an Engraving, by LOWRY, of Harvey and West's Patent Pump Valve, with Specification, Price £2. 2s.

THE ELABORATELY ENGRAVED

ILLUSTRATIONS OF THE CORNISH AND BOULTON AND WATT ENGINES,

Erected at the East London Water-works, Old Ford.

By THOMAS WICKSTEED, C.E.

LIST OF SUBJECTS.

- | | |
|---|---|
| <ol style="list-style-type: none"> 1. Side elevation of the Cornish Engine, pump, and stand pipe, with longitudinal section of the engine house. 2. Longitudinal section of the Cornish Engine, engine house, and part of the stand pipe, to an enlarged scale. 3. Plan of the boiler house and four cylindrical boilers, two of which, together with the warming tube, are shown in section. Plan of the engine house and Cornish Engine, with pump, and stand pipe. Longitudinal section of the cataract for opening the equi- | <ol style="list-style-type: none"> librium valve. Elevation of the cataract for opening the exhaustion and steam valves. 4. Representation of a front elevation of the face of the boilers, a cross section of the four boilers and the warming tube, showing the side and bottom flues, the bridge, fire bars, and descending flues to bottom flue. Longitudinal section of one boiler and bottom flue, showing the end flue and main flue in cross section, &c. &c. |
|---|---|

BOULTON AND WATT ENGINE.

- | | |
|--|---|
| <ol style="list-style-type: none"> 1. General elevation of the engine, main pump, air vessel, &c., with longitudinal section of the engine house and well. Elevation of the cylinder, air pump, and condenser, with transverse section of the engine house through the cold water cistern. 2. Longitudinal section of the engine house and engine, main pump, air vessel, &c., to an enlarged scale. 3. Plan of the boiler house and two boilers, showing the | <ol style="list-style-type: none"> grates and seating of one boiler and section of the other, through the internal flue. Plan of the engine house and engine, with pump, air vessel, &c. 4. Longitudinal section of the boiler house, and one boiler. Transverse section of the boiler house, with transverse section of one boiler, and front elevation of the face of the other boiler, with Stanley's fire feeder. |
|--|---|

27.

In 4to, extra cloth boards, Price 6s.

AN EXPERIMENTAL INQUIRY concerning the RELATIVE POWER OF, and USEFUL EFFECT PRODUCED BY, the CORNISH AND BOULTON AND WATT PUMPING ENGINES, and CYLINDRICAL and WAGGON-HEAD BOILERS.

By THOMAS WICKSTEED,

Engineer to the East London Water-works, Member of the Inst. of Civil Engineers, and Member of the Royal Cornwall Polytechnic Society.

28.

153 Plates, engraved in the best style of Art, half-bound in morocco, very neat, Price £4. 4s.

PUBLIC WORKS OF GREAT BRITAIN;

CONSISTING OF

Railways, Rails, Chairs, Blocks, Cuttings, Embankments, Tunnels, Oblique Arches, Viaducts, Bridges, Stations, Locomotive Engines, &c.; Cast-Iron Bridges, Iron and Gas Works, Canals, Lock-gates, Centering, Masonry and Brickwork for Canal Tunnels; Canal Boats; the London and Liverpool Docks, Plans and Dimensions, Dock-gates, Walls, Quays, and their Masonry; Mooring-chains, Plan of the Harbour and Port of London, and other important Engineering Works, with Descriptions and Specifications; the whole rendered of the utmost utility to the Civil Engineer and to the Student, and as Examples to the Foreign Engineer.

Edited by F. W. SIMMS, C.E.

This Work is on an Imperial folio size, the Drawings and Engravings have been executed by eminent Artists, and no expense has been spared in rendering it highly essential for practical use; also, as an ornamental Volume of important Engineering Works in several Parts of the Kingdom. There are some Plates in the Volume that may be preferred in Colours, viz., the elaborate subject of the Blisworth Cuttings, on the Birmingham Line, 18 Plates, geologically coloured; Glasgow and Gairnkirk Railway Cutting through Moss, geologically coloured, &c.; making 20 Plates, carefully coloured, and for which an additional £1. 1s. is charged.

The following is a list of the Authors whose works are comprised in the volume.

Brindley	Hartley	M'Adam	Telford
Brunel	Hosking	Palmer	Thomas
Buck	Jessop	Rennie	Tierney Clark
G. and R. Stephenson	Landmann	Rhodes	Walker.

29.

In 1 handsomely printed 4to Vol., with very numerous Plates and Wood-cuts explanatory of the whole system of Gas Manufacture, in extra cloth boards, Price £1. 8s.

A PRACTICAL TREATISE ON THE MANUFACTURE AND DISTRIBUTION OF COAL GAS:

Containing explanations of the Chemical Changes which take place during the destructive distillation of Coal; Working Drawings and Experiments upon different kinds of Retorts, in which the best methods of treating the Coal are considered, with a view to make them practically useful to the Gas Engineer; Working Drawings and Explanations of Retort Houses, Chimneys, &c., calculated for the reception of any number of Retorts; Estimates and Examples.

Working Drawings and Explanations of the different Apparatus used in the Manufacture of Gas; amongst which are the Condensers, Dry and Wet Lime Purifiers, Wash Vessel, Hydraulic Valves, Station Meter, Gas-holders, Governor, and their Details.

Also, Rules and Formulæ for the calculation of the discharges of Gas from mains of different diameters and lengths, and under different pressures, with Tables of Reference.

Concluding with Remarks upon the Secondary Products, as Coke, Tar, Ammoniacal Liquor, &c., and the Manufacture of the Carbonate and Muriate of Ammonia.

By SAMUEL CLEGG, Jun., C.E.

30.

In 8vo, with several Plates, Price 16s.

A TREATISE ON THE STRENGTH OF TIMBER, CAST IRON, MALLEABLE IRON, AND OTHER MATERIALS,

With Rules for Application in Architecture, Construction of Suspension Bridges, Railways, &c.; with an Appendix on the Powers of Locomotive Engines on Horizontal Planes and Gradients.

By PETER BARLOW, F.R.S., &c., &c.

31.

PUBLIC WORKS OF THE UNITED STATES OF AMERICA.

In 2 Parts, Imperial folio, very neatly put together in a portfolio, comprising the following very important Works:—

CONTENTS OF PLATES.

- | | |
|---|---|
| <p>1 to 13. Philadelphia Gas-works; comprising elevations of building, roof, details, furnaces, retorts, sections of; gasometers, tanks, and details; hydraulic main pipes, &c., &c.; gas meters, washers, &c., &c., &c.</p> <p>14. Elevation, section, and plan of the Reservoir Dam across Swatara, Pennsylvania, erected by the Union Canal Company.</p> <p>15. Elevation, section, chamber, and plan of the Outlet Locks on the Schuylkill Canal at Plymouth, Pennsylvania.</p> <p>16. Lock Gates and details of ditto.</p> <p>17. Triangulation of the entrance into the Bay of Delaware, exhibiting the exact position of the capes and shoals, with reference to the site of the breakwater.</p> <p>18. Map of the Delaware Breakwater, with the detailed topography of Cape Henlopen, and section of Breakwater.</p> <p>19. Map of the Philadelphia Water-works.</p> <p>20. Ground plan of the northern half of the Philadelphia Water-works.</p> <p>21. Dam, end view of water-wheel, &c.</p> <p>22. Dam, sections of; pier, &c.</p> <p>23. Top view, side view, section, &c., of force pumps.</p> <p>24. Improved stop cock, reducing pipe, circular pipe, double and single branch pipe, bevel hub pipe, &c.</p> | <p>25. Plan of a dam, Sandy and Beaver Canal; plan of abutment, cross section, gravelling, &c.</p> <p>26 and 27. Plan, elevation, and cross section of a lift lock, Sandy and Beaver Canal.</p> <p>28. Gate, front view; front view of falling gate, mitre sill, section, &c.</p> <p>29, 30. Eastern division, and Sandy and Beaver Canal, Ohio, front view; foundation plan, end view, &c., of abutment.</p> <p>31, 32. Plan of the Tye River Dam across James River, James River and Kanawha Canal.</p> <p>33. Lock; plan of eight feet lift for the James River and Kanawha Canal; plan and sections.</p> <p>34, 35. Plan of a wooden lock of eight feet lift, James River and Kanawha Canal; several sections.</p> <p>36, 37. Plan of Rivanna Aqueduct; elevations, sections, transverse section, horizontal section at surface of water, plan of pier abutment and wing-walls, &c.</p> <p>38. Farm Bridge, James River and Kanawha Canal; elevation, plan, longitudinal and cross section.</p> <p>39, 40. Aqueduct over Byrd Creek, James River and Kanawha Canal; elevation, abutment of wings, horizontal section at surface of water, transverse section, &c.</p> |
|---|---|

Edited by WILLIAM STRICKLAND, Architect and C.E.

EDWARD H. GILL, C.E.

HENRY R. CAMPBELL, C.E.

The Plates are engraved in the best style of art by the LE KŒUXS from elaborate Drawings made expressly for the work. Care has been taken that each subject contains every dimension necessary to show proportion and parts of construction.

Price £2; and in an 8vo Vol., Price 6s., or together £2. 6s.,

REPORTS, SPECIFICATIONS, AND ESTIMATES OF PUBLIC WORKS OF THE UNITED STATES OF AMERICA.

Explanatory of the Atlas folio of detailed Engravings, elucidating practically these important Engineering works.

32.

In 1 large and thick royal 8vo Vol., with several Plates, extra cloth boards, Price £1. 10s.

PAPERS ON IRON AND STEEL,

PRACTICAL AND EXPERIMENTAL, WITH COPIOUS ILLUSTRATIVE NOTES.

By DAVID MUSHET, Esq.,

Honorary Member of the Geological and the Quebec Literary and Historical Societies; of the Institution of Civil Engineers of London; Corresponding Member of the Wernerian Natural History Society, Edinburgh.

33.

ENGINEERY AND MECHANICS.

To be continued, in 4to, with Illustrations,

WEALE'S QUARTERLY PAPERS ON ENGINEERY AND MECHANICS.

This work will embrace continually varied Papers, useful to the Civil Engineer and Machinist. Much space will be devoted to subjects foreign to the usages of this country, illustrated by Engravings, with lucid descriptions, developing principles and practice useful to the Practical Engineer and Student; Biography of deceased Engineers, together with Reviews of Books, &c.

The aid of the Professional Engineer and Amateur is solicited. Communications to be addressed to Mr. WEALE.

34.

In 4to, with numerous Wood-cuts and Plates, very neatly half-bound in morocco, gilt leaves,
Price 12s.

ARCHITECTURE OF MACHINERY:

An Essay on Propriety of Form and Proportion, with a view to assist and improve Design.

By SAMUEL CLEGG, Jun., C.E.

LIST OF PLATES.

- | | |
|--|--|
| 1. Mouldings and pedestals.
2. Regular and irregular columns contrasted.
3. Independent engine frame of 14-horse power.
4. Ditto. | 5. Column from Parthenon and an imitation contrasted.
6. Column from Temple at Pæstum ditto.
7. Main beam for 80-horse and 45-horse house engine.
8. Connecting rods in contrast. |
|--|--|

With 76 Wood-cuts.

35.

The Text in 1 large Vol. 8vo, and the Plates, upwards of 70 in number, in an Atlas folio Vol.,
very neatly half-bound in morocco, Price £2. 10s.

PRACTICAL ESSAYS ON MILL WORK AND OTHER
MACHINERY;

WITH EXAMPLES OF TOOLS OF MODERN INVENTION.

First published by ROBERT BUCHANAN, M.E.; afterwards improved and edited by THOMAS
TREGOLD, C.E.; and now re-edited, with the improvements of the present age,

By GEORGE RENNIE, F.R.S., C.E., &c., &c.

CONTENTS OF PLATES.

- | | |
|---|---|
| 1 to 20 consist of Plates of Mill Work and Machinery,
published under the superintendence of the late Mr.
Tredgold, and now reprinted.
20a. Diagrams of Professor Willis on the teeth of wheels.
21. Bramah's original slide tool, with slide rest and
head in one.
22. ——— lathe for turning spheres—elevation and
end view.
23. Plan of ditto.
24. Messrs. Nasmyth, Gaskell, & Co.'s great boring lathe.
25. ——— face turning lathe.
26. Mr. F. Lewis's foot lathe, plan and elevation.
27. ——— seven feet turning lathe, elevation
and side view.
28. Messrs. Rennie's lathe for turning gun barrels, ele-
vation and section.
29. Messrs. Nasmyth's portable hand drill, foot drill.
30. Messrs. Nasmyth, Gaskell, and Co.'s wall side drill-
ing machine.
31. ——— double pillar drill.
32. Messrs. Hick's radial drilling machine.
33. Mr. F. Lewis's upright drilling and boring machine.
33 (A). Ditto, ditto, side elevation.
34. Messrs. Nasmyth, Gaskell, and Co.'s key grooving
or slotting machine.
35. Messrs. Sharp and Roberts' slotting machine.
36. Messrs. Nasmyth, Gaskell, and Co.'s machine for
cutting key grooves in wheels.
37. ——— for cutting slots in cranks.
37 (A). Mr. Lewis's slotting and paring machine.
38. Fox's screw cutting machine, elevation and plan.
38 (A). Messrs. Nasmyth, Gaskell, and Co.'s large
screwing machine.
38 (B). Hick's bolt screwing machine.
39. Messrs. Nasmyth, Gaskell, and Co.'s self-acting nut
cutting machine.
40. Mr. Lewis's machine for cutting the teeth of small
metal wheels.
40 (A). ——— large metal wheels,
elevation and end view. | 41. Messrs. Nasmyth, Gaskell, and Co.'s machine for
cutting teeth of wooden wheel models.
41 (A). M. Clavet's machine for cutting the teeth of
wooden and iron model wheels.
42. Messrs. Nasmyth, Gaskell, and Co.'s vertical boring
machine for cylinders.
43. ——— large ditto.
44. Hick's vertical boring machine, elevation and plan.
45. M. Nicholas Forq's machine for planing iron.
46. Messrs. Nasmyth, Gaskell, and Co.'s millwright's
planing machine, tool moveable, tool fixed.
47. Ditto, ditto.
47 (A). Ditto.
47 (B). Messrs. Hick's ditto.
47 (C). ——— planing machine.
48. Messrs. Nasmyth, Gaskell, and Co.'s plate cutting
and punching machine.
49. Messrs. Fairbairn and Co.'s plate bending, also Messrs.
N. G. and Co.'s plate cutting, machines.
50. Messrs. Kinnaid and Co.'s punching machine; Hick's
mandril for expanding rings.
51. Messrs. Maudslay and Field's machine for punching
boiler plates.
52. Ditto, ditto.
52 (A). M. Cavé's steam punching machine, elevation,
end view, and details.
53. Messrs. Fairbairn and Co.'s riveting machine, plan
and elevation.
54. Messrs. Nasmyth, Gaskell, and Co.'s double face
grinding machine, plan, side, and end elevations.
A vignette of James Nasmyth's drawing of the old slide
rest principle.
Ditto, parts to larger dimension.
Ditto, illustrative figure of the principle of the planing
machine.
Ditto, illustrative figure of the principle of the wheel
cutting machine.
Ditto, illustrative figure of the principle of the screw
cutting machine. |
|---|---|

The whole forming 70 fine Plates, for the most part engraved by LOWRY and LE KEUX, and
103 Wood-cuts.

36.

Text in royal 8vo, and Plates in imperial folio, Price 18s.

PRACTICAL EXAMPLES OF MODERN TOOLS AND MACHINES.

Being a Supplementary Volume to Mr. RENNIE'S Edition of BUCHANAN 'On Mill Work and other Machinery,' by TREDGOLD.

The Work consists of 18 Plates, elaborately drawn and engraved, of the Machinery of Messrs. Maclea and Marsh, Leeds; Messrs. Whitworth and Co., Manchester; and Messrs. Carmichael of Dundee.

LIST OF PLATES.

- | | |
|---|---|
| <ol style="list-style-type: none"> 1. Maclea and Marsh's fluting machine, end view and details. 2. Plan and side elevation of do. 3. Maclea and Marsh's small fluting machine and lathe, elevation and sectional parts. 4. Plan and several details of do. 5. Maclea and Marsh's machine to cut nuts, elevation, end, and side. 6. Plan and details of do. 7. Maclea and Marsh's screwing machine. 8. _____ do. 9. _____ details of do. 10. _____ large slide lathe, parts and details. | <ol style="list-style-type: none"> 11. Maclea and Marsh's gantry, saddle, compound rest, and face plates for do. 12. _____ machine for planing both ways. 13. Elevation of do. 14. Whitworth's patent self-acting lathe, elevation and plan, engraved by Gladwin. 15. _____ planing machine, engraved by Gladwin. 16. _____, end elevation and section, engraved by Gladwin. 17. _____, plan to a large scale, engraved by Gladwin. 18. Messrs. Carmichael's planing machine, elevation, engraved by Gladwin. |
|---|---|

37.

In 1 large Volume 4to, the Third Edition, 50 Plates, edited by PETER BARLOW, Esq., F.R.S., half-bound in morocco, Price £ 2. 2s.

ELEMENTARY PRINCIPLES OF CARPENTRY;

A Treatise on the Pressure and Equilibrium of Timber Framing, the Resistance of Timber, and the Construction of Floors, Arches, Bridges, Roofs, uniting Iron and Stone with Timber, &c.; with Practical Rules and Examples. An Essay on the Nature and Properties of Timber, including the Method of Seasoning, and the Causes and Prevention of Decay; with descriptions of the kinds of Wood used in Building. Also numerous Tables of the Scantling of Timber for different purposes, the Specific Gravities of Materials, &c.

By THOMAS TREDGOLD, Civil Engineer.

With an APPENDIX, containing Specimens of various Ancient and Modern Roofs.

CONTENTS OF PLATES.

- | | |
|--|---|
| <ol style="list-style-type: none"> 1. Equilibrium and pressure of beams. 2. Pressure of beams and centre of gravity. 3. Equilibrium and pressure of beams and framing. 4. Nailed flooring. 5. Roofs. 6. Ditto. 7. Ditto. 8. Ditto. 9. Ditto. 10. Roofs that have been erected. 11. Roof of the Riding House at Moscow. 12. Domes. 13. Partitions and centre. 14. Centres for Stone Bridges; the centre used for the Bridge at Neuilly; centre used for the Waterloo Bridge; centre of Conon Bridge. 15. Centres for Stone Bridges. 16. Bridges. 17. Ditto; double plate. 18. Construction of Bridges. 19. Bridges; double plate. 20. Bridges and joints. 21. Joints. 22. Joints and straps. 23. Roof and construction of the Pantheon, Oxford Street. 24. Ditto. | <ol style="list-style-type: none"> 25. Section of the roof of the Hall, Juvenile Prison, Parkhurst. 26. Section of roof of New Saloon, Academy of Arts, Florence. 27. Longitudinal section of ditto. 28. Truss of the roof of the Ducal Riding House, Modena, double plate. 29. Truncated roof of the Ducal Riding House, Modena, double. 30. Truss of roof of ditto, ditto. 31. Section of the roof over the Exchange, Geneva, double. 32. Foot of truss of roof over the New Theatre at Ancona; ditto Palazzo Vecchio, Florence; ditto Cathedral, Florence, double. 33. Roofs of the Cathedral at Leghorn, ditto. 34. Details of roof of Christ's Hospital, ditto. 35. Ditto. 36. Longitudinal section of St. Dunstan's Church, Fleet Street, double. 37. Roof and plan of ditto, ditto. 38. Details of ditto, ditto. 39. Longitudinal section of truss executed at White Conduit House, double. 40. Transverse section of ditto, ditto. 41. Truss at the Thames Plate Glass Works; truss at |
|--|---|

- the Prince's Theatre, Oxford Street; truss at a house in Berkley Square.
42. Roof of iron and timber at Nottingham Water-works, treble plate.
 43. Cast iron roof over the Model Room of the Butterley Company, treble.
 44. Smithery of the Butterley Company, ditto.

45. Iron and timber roof over the Engine Manufactory of the Butterley Company, ditto.
46. Roof to the Passengers' Shed at the London Bridge Station, Croydon Railway, double.
47. Roof of King's College Chapel, Cambridge, ditto.
48. Ditto, transverse section.
49. Details, ditto.
50. Details, ditto.

Portrait of Mr. Tredgold, with several Wood-cuts exhibiting iron shoes for roofs, &c.

38.

In 4to, 28 Plates, cloth boards, Price £1. 1s.

SUPPLEMENT TO TREDGOLD'S WORK ON THE ELEMENTARY PRINCIPLES OF CARPENTRY.

This Supplement is sold separately for the convenience of those who wish to complete the preceding edition.

39.

In 8vo, with 19 Plates, in boards, Price 9s.

AN HISTORICAL AND SCIENTIFIC DESCRIPTION OF THE MODE OF SUPPLYING LONDON WITH WATER;

And a particular Account of the different Companies so engaged, with an Exposition of the Attempts to adopt other Modes; together with an Account of the Contrivances for supplying Cities in different ages and countries.

By the late WILLIAM MATTHEWS.

LIST OF THE PLATES.

1. Portrait of Sir Hugh Myddelton.
2. View of Lambe's conduit.
3. View of the conduit head at Bayswater.
4. View of an old and singular pump.
5. View of London Bridge Water-works.
6. View of the wooden aqueduct, formerly at Bush Hill.
7. Map of the New River and River Lea.
8. Map showing the sites, &c. of different Water-works.
9. Forms of pipes, &c. employed in Water-works.
10. Watt's flexible main across the Clyde at Glasgow.

11. Parts of Roman aqueducts, exhibiting the mode of constructing them.
12. Map of Constantinople and its vicinity.
13. Representations of the Terazi and Sou-terazi.
14. Fountain of the Innocents at Paris.
15. Crosley's patent water meters.
16. Views and sections of different kinds of valves, &c.
17. Map of Mr. Telford's project for supplying London from the Verulam.
18. Map of his scheme to supply Southwark from the Wandle.

40.

In 4to, with a large Map and 6 large folio Plates, Price 8s.

REPORT ON THE CANAL NAVIGATION OF THE CANADAS.

By Lieut.-Colonel PHILLPOTTS, R.E.

The Report comprises, 1st., The communication from Lake Erie to the Sea by the Welland Canal, Lake Ontario, and the River St. Lawrence.

2nd. The communication from Lake Simcoe to Lake Ontario by the Rice Lakes and River Trent.

3rd. The communication from Lake Huron by the French River and Lake Nipissing to the Ottawa River.

41.

In 8vo, with 2 Plates, Price 2s. 6d.

REPORT ON THE IMPROVEMENT OF THE RIVERS MERSEY AND IRWELL,

Between Liverpool and Manchester; describing the Means of adapting them for the Navigation of Sea-going Vessels.

By HENRY R. PALMER, F.R.S., Vice-Pres. Inst. C. E.

42.

A DRAWING BOOK FOR STUDENTS IN ARCHITECTURE, CIVIL ENGINEERING, and MECHANICS. In folio, with 30 Plates, bound in cloth, accompanied by a descriptive Text in 12mo, Price 16s.

A SERIES OF INSTRUCTIVE EXAMPLES IN ARCHITECTURAL, ENGINEERING, AND MECHANICAL DRAWING:

Illustrated by 30 large folio Engravings of recently constructed Works in ENGLAND, with explanatory Details, Sectional Parts, &c., selected as an Elementary and Practical Introduction to the Professional Student in the commencement of his career; also recommendatory for Tuition at the Architectural and Engineering Classes at King's College, College for Civil Engineers, Durham College, Glasgow College, and the various Scientific Schools now establishing in different parts of England.

LIST OF PLATES.

ARCHITECTURE.

1. The five orders of Architecture, viz., Parthenon at Athens, Erectheus at Athens, Jupiter Stator at Rome, Palladio's Tuscan order, and the Composite from the Baths of Diocletian at Rome, drawn with measures and names of parts.
2. Their entablatures, drawn with measures and names of parts.
3. Plan, elevation, and section of the National School, Tottenham, with very full dimensions.
4. Front elevation of the United States Bank, Philadelphia, drawn to a scale.
5. Longitudinal section of do., drawn to a scale.
6. Ground plan of do., drawn to a scale.

CIVIL ENGINEERING.

7. Weir for Bromley Mill, general plan, plan of grating, transverse section, dimensions.
8. Elevation and plan of Newport Road Bridge across feeder of Bute Ship Canal, Cardiff, with dimensions and names of parts.
9. Cross and longitudinal sections, with plan of culvert for conveying the feeder under Glamorganshire Canal and Merthyr Road, with dimensions.
10. Overfall at the north-west corner of Cardiff Castle; plan, elevation, transverse section, &c., with dimensions and names of parts.
11. Transverse section of the Tunnel on the Thames and Medway Canal, with centres and dimensions, and names of parts.
12. St. Katherine Docks, forms of piles, iron shoes for coffer-dam, dimensions.
13. Horncastle Tunnel, section of tunnel and elevation of centre, section of bridging, section of tunnel through the centre of a standard and bearer of the hauling-path, longitudinal section and elevation of towing-path, plan of the upper part of the towing-path, &c., with numerous dimensions and names of parts.
14. Communication lock of do., with several instructive details, with dimensions and names of parts.

15. Taff Vale Railway culverts, several dimensions, and names of parts.
16. Tunnel on the London and Birmingham Railway, sections, plans, &c., with dimensions.
17. Telford's timber turn bridge on the Grand Surrey Canal, plan and elevation, screw jacks, double lever, &c., with dimensions and names of parts.
18. Pug Mill, plan and elevation, elevation of burrow, details and dimensions.
- 19, 20. Plans for parish and district surveying, hills in capital letters, &c. Plan and section of part of the London and York Railway, cross and longitudinal sections for railway plan drawing, with dimensions and names of parts.

MECHANICAL ENGINEERING.

21. Mode of drawing spiral screws, elevation of machine worked by an eccentric for cutting holes in metal plates, elevation of the governor of a steam engine, elevation and plan of endless engine chain.
22. Male and female screws, with sections and plans.
23. Method of drawing toothed wheels, method of drawing head toothed wheels, elevations, plans of pinions, &c.
24. Method of drawing bevelled toothed wheels, edge view, plan of pinion, &c.
25. Bevelled gear wheels, plan view, oblique view, edge view, &c.
26. Projection of toothed wheels, plan view, edge view, oblique view, &c.
27. Crabs for raising heavy weights, end elevations and side elevations.
28. Iron works, plan and elevation of machinery for rolling bar iron, plan and elevation of tilt hammer, section of puddling furnace, plan and elevation of puddling furnace, and machine for slitting, with references to parts.
29. Gothic, Tudor, and Elizabethan capital letters, with numerals.
30. Various styles of letters for writing on engineering plans, as shown in the title.

43.

Royal 8vo., Price 7s. 6d.

AN ESSAY ON THE MODERN SYSTEM OF FORTIFICATION

Adopted on the Rhine and Danube, and followed in all the Works constructed since the Peace of 1815, in Germany. Illustrated by a copious Memoir on the Fortress of Coblentz, and accompanied by beautiful Plans and Sections of the Works of that place.

By Lieutenant-Colonel J. H. HUMFREY, K.S.F.,

Formerly of the Royal Artillery and Royal Staff Corps, and late Commanding Engineer to the Corps of Cantabria, Author of several Military Works, &c. Long resident in Germany, where he had opportunities of collecting information from the best sources.

44.

A Second, and much enlarged Edition, in royal 8vo, bds., with 11 Charts and a Meteorological Table, Price £1. 4s.

AN ATTEMPT TO DEVELOPE THE LAW OF STORMS,

By means of Facts arranged according to Place and Time; and hence to point out a Cause for the VARIABLE WINDS, with a view to PRACTICAL USE in NAVIGATION.

By Lieut.-Colonel W. REID, C.B. and R.E., and Lieut.-Governor of the Bermudas.

Some copies with the Charts in a separate Atlas form, Price £1. 8s.

45.

In 8vo, sewed, Price 2s., with 3 Plates.

SOME DESCRIPTION OF THE METHODS USED IN POINTING GUNS AT SEA.

By Captain J. H. STEVENS, Royal Marine Artillery, Portsmouth.

46.

In one Vol. 8vo, Second Edition, improved, Price 14s. in boards.

MATHEMATICS FOR PRACTICAL MEN:

Being a COMMON-PLACE BOOK OF PRINCIPLES, THEOREMS, RULES, and TABLES, in various Departments of pure and mixed Mathematics, with their application especially to the pursuits of Surveyors, Architects, Mechanics, and Civil Engineers.

By OLINTHUS GREGORY, LL.D., F.R.A.S.

47.

In morocco tuck, Price 6s.

TEMPLETON'S ENGINEERS' POCKET-BOOK:

An entirely new and improved work for 1844, with all well-approved Experiments on Materials of Construction, Machinery, Friction, Water Wheels, Steam Engines, and an Almanack and Diary.

48.

In 18mo, half-bound in morocco, comprising 390 pages, Price 5s.

A SYNOPSIS OF PRACTICAL PHILOSOPHY,

Alphabetically arranged, containing a great variety of THEOREMS, FORMULÆ, and TABLES, from the most accurate and recent authorities in various Branches of Mathematics and Natural Philosophy; to which are subjoined small Tables of Logarithms.

By the Rev. JOHN CARR, M.A., late Fellow of Trinity College, Cambridge.

Designed as a Manual for Architects, Surveyors, Engineers, Students, Naval Officers, and other scientific men.

49.

In 4to, with 2 large Engravings, Price 7s.

REPORT OF W. B. PRICHARD, C.E., TO THE COMMISSIONERS OF SHOREHAM HARBOUR,

On the Cause of the Existence of the Shingle Bar at the Mouth of Shoreham Harbour, and the proposed Mode of keeping the Mouth of the said Harbour permanently free.

50.

In 8vo, with Plates, extra cloth boards, Price 10s. 6d.

C E M E N T S :

A PRACTICAL and SCIENTIFIC TREATISE on the Choice and Preparation of the Materials for, and the Manufacture and Application of, Calcareous Mortars and Cements, Artificial and Natural, founded on an extensive Series of Original Experiments. By M. L. J. VICAR, Chief Engineer of Roads, &c. Translated from the French, with numerous and valuable Additions, and Explanatory Notes, comprehending the most important known Facts in this Science, and with additional new Experiments and Remarks.

By Captain J. T. SMITH, Madras Engineers.

51.

In 8vo, upwards of 500 pages, Price 8s.

AN ELEMENTARY INVESTIGATION OF THE THEORY OF NUMBERS,

With its Application to the Indeterminate and Diophantine Analysis, the Analytical and Geometrical Division of the Circle, and several other curious Algebraical and Arithmetical Problems.

By PETER BARLOW, Esq., F.R.S, M. Inst. C.E., and of several other Learned Societies and Academies.

52.

In 8vo, a new and improved Edition, with Plates, Price 5s.

A TREATISE ON THE PRINCIPLES AND PRACTICE OF LEVELLING,

Showing its application to purposes of Civil Engineering, particularly in the Construction of Roads; with Mr. TELFORD's Rules for the same.

By FREDERICK W. SIMMS, F.G.S., M. Inst. C.E.

53.

In 8vo, with two large folding Plates of Sections of Roads, Price 2s.

MAKING AND REPAIRING ROADS :

RULES for MAKING and REPAIRING ROADS, as laid down by the late THOMAS TELFORD, Esq., Civil Engineer. Extracted, with additions, from a Treatise on the Principles and Practice of Levelling.

By F. W. SIMMS, Surveyor and Civil Engineer.

54.

Just published, in 8vo., bound, Price 3s. 6d.

**THE PRACTICE OF MAKING AND REPAIRING ROADS ;
OF CONSTRUCTING FOOTPATHS, FENCING, AND DRAINS ;**

Also a Method of comparing Roads with reference to the Power of Draught required; with Practical Observations, intended to simplify the mode of Estimating Earth-work in Cuttings and Embankments.

By THOMAS HUGHES, Esq., Civil Engineer.

55.

Vol. 1, with Plates and Wood-cuts, extra cloth boards, Price 16s.

PAPERS ON SUBJECTS CONNECTED WITH THE DUTIES OF
THE CORPS OF ROYAL ENGINEERS.

CONTENTS.

- On Assaults. By Lieut.-Colonel REID, R.E.
Account of the Attack of Fort Laredo, near Santoña.
- Notes on Concrete. By Lieut. DENISON, R.E.
Description of the Method adopted by Mr. Taylor for Underpinning with Concrete the Storehouses in Chatham Dockyard. By Lieut. DENISON, Royal Engineers.
- Description of a Concrete Bomb-proof erected at Woolwich, with Detailed Experiments as to the Effect produced on it by the Fire of Artillery. By Captain ALEXANDER, R.E.
- Description of the Concrete Sea Wall at Brighton, and the Groins which defend the Foot of it. By Lieut.-Colonel REID, Royal Engineers.
- Description of the Groins used on the Coast of Sussex for preventing the Encroachment of the Sea. By Lieut. LUXMOORE, R.E.
- Table for determining Altitudes with the Mountain Barometer. Computed by S. B. HOWLETT, Esq., Chief Draughtsman, Ordnance.
- A new Method of making Perspective Drawings from Plans and Dimensions. By S. B. HOWLETT, Esq., Chief Draughtsman, Ordnance.
- A new Field Protractor and Sketch Book. By S. B. HOWLETT, Esq., Chief Draughtsman, Ordnance.
- A new Method of Plotting a Survey. By S. B. HOWLETT, Esq., Chief Draughtsman, Ordnance.
- A new Station Pointer. By S. B. HOWLETT, Esq., Chief Draughtsman, Ordnance.
- A new Line Divider and Universal Scale. By S. B. HOWLETT, Esq., Chief Draughtsman, Ordnance.
- Account of the Causes which led to the Construction of the Rideau Canal, connecting the Waters of Lake Ontario and the Ottawa; the Nature of the Communication prior to 1827; and a Description of the Works by means of which it is converted into a Steam-boat Navigation. By Lieut. FROME, Royal Engineers.
- A short Account of the Failure of a Part of the Brighton Chain Pier, in the gale of the 30th of November, 1836. By Lieut.-Colonel REID, Royal Engineers.
- Description of the Landing Wharf erected at Hobbs' Point, Milford Haven, for the Accommodation of His Majesty's Post Office Steam Packet Establishment at that Station, and of the Diving Bells and Machinery used in the Erection. By Captain SAVAGE, R.E.
- Extracts from a Report on the Copper pontoons used in the Neapolitan Service, in 1805, with Remarks on the Inefficiency of all open pontoons of the common Rectangular Form, for the Passage of rapid Rivers. By C. W. PASLEY, Colonel, Royal Engineers, &c., &c.
- Investigation of the Position of the Horizontal Axis of a Self-acting Sluice-Gate, from the 'Mémorial du Génie.'
- On Mr. Kyan's Process for the Preservation of Timber from Dry-Rot, with a Description of the Tank erected for that purpose in the Royal Arsenal, Woolwich. By Captain ALDERSON, Royal Engineers.
- Hints for the Compilation of an Aide-Mémoire for the Corps of Royal Engineers. By Lieut.-Colonel REID, Royal Engineers.

56.

Vol. 2, with Plates and Wood-cuts, extra cloth boards, Price £1. 1s.

PAPERS ON SUBJECTS CONNECTED WITH THE DUTIES OF
THE CORPS OF ROYAL ENGINEERS.

CONTENTS.

- On Intrenchments as Supports in Battle, and on the Necessity of completing the Military Organization of the Royal Engineers. By Lieut.-Colonel REID, Royal Engineers.
- Notes on the Charges of Military Mines. By Lieut. DENISON, Royal Engineers.
- Account of the Demolition of the Glacière Bastion at Quebec, in 1828.
- Memoranda on the Demolition of the South Face of Fort Schulemburg, Corfu. By Major MARSHALL, Royal Engineers.
- A short Account of the Demolition of the Piers of the Entrance Chamber of the Large Basin at Flushing, in 1809. By Colonel FANSHAWE, Royal Engineers.
- Extract of a Letter from Colour-Sargt. HARRIS, Royal Sappers and Miners, to Colonel PASLEY, Royal Engineers, giving an Account of the

- Mode in which a Stranded Ship was blown to pieces.
- Notes on the Formation of Breaches by Artillery, containing an Abstract of the Experiments at Metz, and an Account of the Practice against Carnot's Wall at Woolwich. By Lieut. DENISON, Royal Engineers.
- Memoir on the Fortifications in Western Germany, compiled from various sources.
- On Contoured Plans and Defilade. By Lieut. HARNESSE, Royal Engineers.
- Report on the Manchester, Cheshire, Staffordshire, and the South Union Lines of Railway (by order of the Master-General and Board of Ordnance). By Captain ALDERSON, Royal Engineers.
- Rideau Dams. By Lieut. DENISON, R.E.
- A Memorandum of the Manner in which the several Repairs of the Chain Pier at Brighton have been executed, together with some Reflections on its Construction and Durability. By Major PIPER, Royal Engineers.
- Further Observations on the Moving of the Shingle of the Beach along the Coast. By Lieut.-Colonel REID, Royal Engineers.
- Coast Defences in Holland. By Captain SANDHAM, Royal Engineers.
- On Hurricanes. By Lieut.-Colonel REID, Royal Engineers.
- On the Fact of Small Fish falling during Rain in India. By Captain C. W. GRANT, Bombay Engineers.
- Instructions for Making and Registering Meteorological Observations at various Stations in Southern Africa, and other Countries in the South Seas, as also at Sea. By Sir JOHN F. HERSCHEL, K.H., F.R.S.
- On the Construction of Barracks for Tropical Climates. By Capt. SMYTH, Royal Engineers.
- Memorandum relative to a System of Barracks for the West Indies, recommended by Colonel Sir C. F. Smith, C.B., R.E., and approved by the Master-General and Board of Ordnance. By Captain BRANDRETH, Royal Engineers.
- Description of Barracks at Lucea, in Jamaica.
- Memorandum with reference to the accompanying Sketches of the Officers' Barracks erected at George Town, Demerara. By Mr. CUMING, Clerk of Works, R.E.D., Cork.
- Captain Sandham's Mode of Curing or Improving Smoky Chimneys; with Remarks also on Count Rumford's System, &c. Communicated by Colonel PASLEY, C.B., Royal Engineers.
- Notes on Concrete. By Lieut. DENISON, Royal Engineers.
- Extract of a Paper on a Reflecting Level, invented by Lieut.-Colonel BUREL, du Corps du Génie. From the 'Mémorial du Génie.' Translated by Lieut. YOLLAND, Royal Engineers.
- Memorandum on Paving Stables. By Captain ALDERSON, Royal Engineers.
- A Method of Taking Perspective Outlines from Nature. By SAMUEL B. HOWLETT, Esq., Chief Draughtsman, Ordnance.

57.

Vol. 3, with several Plates and Wood-cuts, extra cloth boards, Price £1. 5s.

PAPERS ON SUBJECTS CONNECTED WITH THE DUTIES OF
THE CORPS OF ROYAL ENGINEERS.

CONTENTS.

- Memoranda relative to the Lines thrown up to cover Lisbon in 1810. By Colonel JOHN T. JONES, Royal Engineers.
- Memoranda relating to the Defence of Cadiz, and explanatory Details of the Position intrenched by the British troops under Lieutenant-General GRAHAM, in 1810.
- Instructions of the Minister of War concerning the Model-towers approved of by Napoleon. Translated by Lieut. LAFFAN, Royal Engineers.
- Report on the Demolition of the Revetments of some of the Old Works at Sheerness, on Saturday the 14th July, 1827.
- Letter from Lieut.-Colonel ROBERT THOMSON to Lieutenant DENISON on the subject of Furnaces for Heating Shot.
- Memoir on Posen, by T. K. STAVELEY, Esq., late Captain Royal Engineers.
- Report on Beaufort Bridge. By R. J. NELSON, Lieutenant, Royal Engineers.
- Rough Sketch of the Suspension Bridge over the Lahn at Nassau. By R. J. NELSON, Royal Engineers.
- Detailed Description of some of the Works on the Rideau Canal, and of the alterations and improvements made therein since the opening of the navigation. By Lieutenant DENISON, Royal Engineers.
- On the Mode of Bending Timber adopted in Prussia. By R. J. NELSON, Lieutenant, Royal Engineers.
- Description of the Cofferdam used in the Construction of the Piers of the Alexandria Aqueduct, being an abstract of a report addressed by Captain TURNBULL to Lieutenant-Colonel ABERT, and by him submitted to the House of Representatives of the United States.
- Description of the one-arch Wooden Bridge, of 205 feet span, at Paradenia, with an account of the execution of the work and the means employed in throwing it across the river

Mahavillaganga, in the island of Ceylon. By Captain **OLDERSHAW**, Royal Engineers.

Description of a Series of Bridges erected across the river Ottawa, connecting the provinces of Upper and Lower Canada, and especially of a wooden arch of 212 feet span which crossed the main branch of the river. By Lieutenant **DENISON**, Royal Engineers.

Description of a Barometer that requires no Corrections either for Zero or for Temperature. By **SAMUEL B. HOWLETT**, Esq., Chief Draughtsman, Ordnance.

Notes to aid in correcting the operation of ascertaining the Heights of Mountains by means of Boiling Water; furnished by Major **ORD**, Royal Engineers.

On the Decomposition of Metallic Iron in Salt Water, and of its Reconstruction in a Mineral

form. By Lieut.-Colonel **REID**, Royal Engineers.

Report on the Effect of Climate on Yorkshire Paving, communicated by Col. **FANSHAWE**, R.E.

Report of Paving Stables at Brighton.

Experiments tried at Quebec as to the Properties and adhesive qualities of Cements, by order of Colonel **NICOLLS**, Commanding Royal Engineer, dated 17th November, 1834.

Proof of an Earthenware Pipe for Lieutenant **Denison**. By Mr. **BRAMAH**.

Description of a Drawbridge on the London and Birmingham Railway, at Weedon. By Captain **JEBB**, Royal Engineers.

Table of the Description and Weight of the Packages of various Articles of Traffic. By Major **H. D. JONES**, Royal Engineers.

APPENDIX.—Notes on Lintz.

58.

Vol. 4, with 30 Plates and numerous Wood-cuts, extra cloth boards, Price £1. 8s.

PAPERS ON SUBJECTS CONNECTED WITH THE DUTIES OF THE CORPS OF ROYAL ENGINEERS.

CONTENTS.

- Memoir of the Professional Life of the late Captain **Drummond**. By Captain **LARCOM**, Royal Engineers.
- Letter from Captain **GEORGE THOMSON**, E.I.C. Engineers, to Colonel **PASLEY**, R.E.
- Memorandum of the Engineer Operations at the taking of Ghuznee, in July, 1839.
- Notes on Brixen and Verona in 1838. By **T. K. STAVELEY**, Esq., late Captain R.E.
- Notes on Shot Furnaces. By Lieutenant **NELSON**, Royal Engineers.
- A Description of a new Steam Apparatus for Drying Gunpowder, recently set up in the Royal Laboratory at Woolwich, as proposed by Lieut. **CAFFIN**, of the Royal Artillery.
- Memoranda on Blasting Rock. By Major-General Sir **J. F. BURGOYNE**, K.C.B.
- Passage of the Indus by the Bengal portion of the Army of the Indus. By Lieut. **H. M. DURAND**, Bengal Engineers.
- On Lodging Troops in Fortresses at their Alarm Posts. By Lieutenant-Colonel **REID**, Royal Engineers.
- Memoranda relating to the Well in Fort Regent, Jersey. By Major **HARRY D. JONES**, Royal Engineers.
- Notes on the Island of Ascension. By Captain **H. R. BRANDRETH**, Royal Engineers.
- Account of the Dam constructed across the Waste Channel at Long Island, on the Rideau Canal, in 1836. By Major **BOLTON**, Royal Engineers.
- Engineer Details. By Lieutenant **NELSON**, Royal Engineers. For the most part collected at Bermuda between April, 1829, and May, 1833.
- Notices on the New Victualling Establishment at Devonport. By Lieut. **NELSON**, in the absence of Major **WORTHAM**, and accompanying the Drawings of the Cast Iron Roofs by the latter.
- Safety-box for connecting a Locomotive Engine and Tender to the Train. By **SAMUEL B. HOWLETT**, Esq., Chief Draughtsman, Ordnance.
- Description of a new Weigh-Bridge lately erected in Woolwich Dockyard. By Lieutenant **DENISON**, Royal Engineers.
- Description of a single Cofferdam across the entrance of the new dock in Woolwich Dockyard. By Lieutenant **DENISON**, Royal Engineers.
- Notes on injecting Cement or Hydraulic Lime into leaky Joints of Masonry. By Lieutenant **DENISON**, Royal Engineers.
- Notes on the Employment of Sand for Foundations in Marshy or Soft Soil. Compiled from an article in the *Annales des Ponts et Chaussées* for the year 1835.
- Description of the Rolling Bridge at Fort Regent, Jersey.
- Description of the Roof of the Chapel of the Royal Artillery Barracks at Woolwich, showing the failure of the principals, and the mode of restoring them. By Lieutenant **DENISON**, Royal Engineers.

Description of Wharf Cranes, made by the Butterley Company. Communicated by JOSEPH GLYNN, Esq., F.R.S.

Description of the Cast Iron Bridge erected over

the River Trent, near the confluence of the Trent and Soar, on the line of the Midland Counties Railway, and near the village of Sawley, in the county of Derby.

. I have printed several over copies of the Memoir of Captain Drummond, out of respect to his memory, which may be had, gratis, by any friends of the deceased, or any Officers in the Corps of Royal Engineers; also by the Officers of the Bengal, Bombay, and Madras Engineers.—J. W.

59.

Vol. 5, with 60 Plates, and very numerous Wood-cuts, extra cloth boards, Price £1. 16s.

PAPERS ON SUBJECTS CONNECTED WITH THE DUTIES OF THE CORPS OF ROYAL ENGINEERS.

CONTENTS.

- | | |
|--|---|
| <p>Notes on Genoa and Lyons. By T. K. STAVELEY, Esq., late Captain, Royal Engineers.</p> <p>Part of a Report on the last 150 miles of the Great Fish River, South Africa. By Lieut. NELSON, Royal Engineers.</p> <p>Memorandum of the Operations for removing the Wreck of the 'Equitable' barque, in the Fultah Reach of the River Hooghly. By Captain W. R. FITZGERALD, Bengal Engineers.</p> <p>Madras Lighthouse. Report of Progress in the Execution of the new Machinery and illuminating Apparatus for the Madras Light. By Captain SMITH, Madras Engineers, F.R.S., &c. (Extracted from the Reports, &c. of the Corps of Engineers, Madras Presidency).</p> <p>Essay on the Method of Illuminating Lighthouses, with a Description of a Reciprocating Light. By Captain J. T. SMITH, Madras Engineers, F.R.S., &c. Being the substance of a Paper read by him before the Institution of Civil Engineers, with some additions.</p> <p>On a new System of Fixed Lights. By Captain J. T. SMITH, Madras Engineers, F.R.S., &c.</p> <p>Description of a new Hydro-Pneumatic Lamp. By Captain J. T. SMITH, Madras Engineers, F.R.S., &c.</p> <p>Remarks and Experiments on various Woods, both Foreign and Domestic. By Lieutenant NELSON, Royal Engineers; the late Captain YOUNG, Royal Engineers; Sir ROBERT SEPINGS; Captain SMYTH, Royal Engineers; and Lieutenant DENISON, Royal Engineers.</p> | <p>Report on the Canal Navigation of the Canadas. By Lieut.-Colonel PHILLPOTTS, Royal Engineers.</p> <p>Description of a Traversing Crane used by the Butterley Company in erecting Cast Iron Bridges and other Public Works. Communicated by JOSEPH GLYNN, Esq., F.R.S.</p> <p>Memoranda and Details of the Mode of Building Houses, &c. in the Island of Malta. By Major HARRY D. JONES, Royal Engineers.</p> <p>On Drawbridges, chiefly from the French of M. DE PONCELET. By DOUGLAS GALTON, Lieut. Royal Engineers.</p> <p>Description of the Machinery in operation at the Royal Arsenal for the Manufacture of Leaden Bullets by Compression. By Capt. DENISON, Royal Engineers.</p> <p>Description of a Dock lately constructed in Woolwich Yard. By Captain DENISON, Royal Engineers.</p> <p>Description of the Machinery employed in Deptford Dockyard for Spinning Hemp and Manufacturing Ropes and Cables. By Mr. JOHN MIERS, F.L.S.</p> <p>Notes on the Theory and Practice of sinking Artesian Wells. By Major JEBB, Royal Engineers.</p> <p>Observations on Painting Timber when exposed to Damp. By W. LANDER.</p> <p>On Copying Maps and Plans. By SAMUEL B. HOWLETT, Esq., Chief Draughtsman, Ordnance.</p> |
|--|---|

LIST OF PLATES.

- | | |
|--|---|
| <ol style="list-style-type: none"> 1. Map of Genoa and its environs. 2. Plan of the fortification of Lyons. 3. Details of the operations for removing the Wreck of the 'Equitable.' 4. Machinery attached to apparatus belonging to the Madras Lighthouse. 5, 6. Elevation and section of a new hydro-pneumatic lamp—flag-staff light constructed for the Port of Cochin. 7. Sketch of the line of water communication from the Fort of Lake Erie to Montreal. 8 to 13. Plan of one of the locks on the St. Lawrence Canal—elevation of one side, and longitudinal section through the centre of the foundation—upper gate, St. Lawrence Canal—plan of the iron-work for opening and shutting the valve gates—plan of ditto | <p>for adjusting the friction roller—plan of ditto for opening and shutting the lock-gates.</p> <ol style="list-style-type: none"> 14, 15. Traversing crane used by the Butterley Company. 16, 17. Details of the mode of building houses in the Island of Malta. 18, 19, 20. Details of the construction of drawbridges. 21, 22. Machine for compressing bullets. 23, 24, 25. Eastern Dock in Woolwich Dockyard—large sluice, ditto—cast iron capstan, ditto. 26 to 42. Plans, sections, and details of the machinery employed in Deptford Dockyard for spinning hemp and manufacturing ropes and cables. 43 to 48. Sections, &c. of the Artesian well at the Model Prison, Caledonian Road; with implements, tools, &c. 49 to 60. Plans and sections of works at the Island of Ascension. |
|--|---|

60.

Vol. 6, with 62 elaborate and fine Plates, and 30 Wood-cuts, extra cloth boards, Price £1. 16s.

PAPERS ON SUBJECTS CONNECTED WITH THE DUTIES OF THE CORPS OF ROYAL ENGINEERS.

CONTENTS.

- | | |
|--|--|
| <p>Notes on the Field Equipment of the Engineer Department with the Bengal portion of the Army of the Indus. By Lieutenant H. M. DURAND, Bengal Engineers.</p> <p>Note on the Defensive Works in Jellalabad, prepared by order of Major-General Sir Robert Sale, K.C.B.</p> <p>Notes on Acre and some of the Coast Defences of Syria. With Plates, &c. By Lieut.-Col. ALDERSON, Royal Engineers.</p> <p>Report of Experiments in Blowing in Gates, made at Quebec on the 11th and 13th July, 1840, by order of Lieut.-Colonel OLDFIELD, K.H., Commanding Royal Engineer in the Canadas.</p> <p>Memoranda relative to the Reconstruction of certain portions of the Admiralty Sea Wall at Haslar Beach, Portsmouth. By Lieut. BEATSON, Royal Engineers.</p> <p>Practical Essay on the Strength of Cast Iron Beams, Girders, and Columns; in which the principles of calculation are exhibited in a plain and popular manner. By WILLIAM TURNBULL.</p> <p>Hydraulic Press for proving Girders.</p> <p>Description of the Saw Mills and Machinery for Raising Timber in Chatham Dockyard. By Mr. DEMPSEY.</p> <p>Description of a Saw Mill used in America.</p> | <p>Description of a Wooden Swing Bridge erected over the Grenville Canal, Canada.</p> <p>On the System of combining Mechanical Ventilation with Warming by Steam Heat, as adapted to Public Buildings. By Mr. SPENCER.</p> <p>The Patent American Steam Pile-Driving Machines. By Mr. G. SPENCER.</p> <p>The American Railroads formed on a Foundation of Piles.</p> <p>Description to accompany the Plans of the Method of Raising Buildings by Screws, in Canada and the United States. By T. HOUNSLOW, F.W., R.E.D.</p> <p>Account of the Demolition and Removal by Blasting of a Portion of the Round Down Cliff, near Dover, in January, 1843. By Lieut. HUTCHINSON, Royal Engineers.</p> <p>Report of Experiments made with a Shot Furnace at Malta.</p> <p>Description of some Iron Roofs erected at different places within the last few years. By Captain DENISON, Royal Engineers.</p> <p>On the Use of Fascines in forming Foundations to Buildings. By Colonel LEWIS, R.E.</p> <p>Detail of some Experiments carried on in Her Majesty's Dockyard, Woolwich, for the purpose of ascertaining the Resistance of Brickwork under various conditions.</p> |
|--|--|

LIST OF PLATES.

- | | |
|--|---|
| <p>Frontispiece. View of Gaza, from Samson's Mount, with the Egyptian encampment.</p> <p>1. Sapper and Miner tool rack.</p> <p>2 to 4. Defensive works of Jellalabad, environs of ditto, and sections of the fortifications.</p> <p>5. Plan of St. Jean d'Acre, 1799.
N. W. view of Tabaria and the Sea of Galilee—View of Caiffa from the anchorage. N. E. view of the Convent, Mount Carmel, and Engineers' encampment.
N. W. view of El Arisch.
View of the beach at Ascalon.</p> <p>6. Plan of Gaza, &c.
North view of Jaffa, from the anchorage.
N. E. view of ditto.</p> <p>7. Jaffa and its vicinity, 1842.
Acre from the sea, S. W. view, and Acre from Mount Cœur de Lion, east view.</p> <p>8. Plan of Caiffa.</p> <p>9. Plan and section of the town and defences of St. Jean d'Acre.</p> <p>10. Ditto, showing the position of the vessels, &c.</p> <p>11. Sections of breach, &c.</p> | <p>12. Sketch of the barrier gates, Quebec.</p> <p>13. Sea wall or breakwater at Haslar Beach.</p> <p>14. Sections and elevations of ditto.</p> <p>15. Sections of iron girders.</p> <p>16. Sections of iron girders of 70 and 50 feet dimensions.</p> <p>17 and 18. Portable hydraulic press for proving cast iron girders.</p> <p>19 to 28. Machinery connected with the saw mills in Chatham Dockyard.</p> <p>29. Sketch of an American saw mill.</p> <p>30. Plan, elevation, and section of the swing bridges on the line of the Grenville Canal.</p> <p>31 to 34. Steam warming and ventilating machinery—Reform Club House.</p> <p>35 to 38. Patent American steam pile-driving machine, with details, &c., &c.</p> <p>39. New York and Erie pile railroad.</p> <p>40. Mode of raising buildings in Canada.</p> <p>41 to 44 and 44*. Round Down Cliff, Dover—sections of face, plan of mines, details of batteries, &c.</p> <p>45 and 46. Details of furnace for heating shot.</p> <p>47 to 52. Elevations and plans of iron roofs.</p> |
|--|---|

61.

In 1 large Vol. 8vo, Price 12s. in boards.

GENERAL ORDERS OF THE DUKE OF WELLINGTON

In Portugal, Spain, and France, from 1809 to 1814; in the Low Countries and France, in 1815; and in France, Army of Occupation, from 1816 to 1818.

By Lieut.-Colonel GURWOOD.

A new and much improved Edition of the
**TRANSACTIONS OF THE INSTITUTION OF CIVIL
 ENGINEERS.**

Vol. 1, Price 30s., extra cloth bds., containing a Portrait of the late President, Thos. Telford, Esq., with 27 finely engraved Plates, and numerous vignette embellishments of Portraits of Engineers and their Works.

LIST OF SUBJECTS.

- Introduction, with illustrations.
- An Account of the Harbour and Docks at Kingston-upon-Hull. By Mr. TIMPERLEY, Resident Engineer to the Hull Dock Company. Communicated by the President, J. WALKER, Esq., F.R.S., L. & E.
- On the Locks commonly used for River and Canal Navigation. By W. A. PROVIS, Esq., M.Inst. C.E.
- Improved Canal Lock. By J. FIELD, Esq., F.R.S., V.P. Inst.C.E.
- On the Strain to which Lock Gates are subjected. By PETER W. BARLOW, Esq., C.E.
- On the Hot Air Blast. By J. B. NEILSON, Esq., Cor. M.Inst.C.E. Communicated in a Letter to the late President, THOMAS TELFORD, Esq.
- On the Relation between the Temperature and Elastic Force of Steam, when confined in a Boiler containing Water. By JOHN FAREY, Esq., M.Inst.C.E.
- On Ventilating and Lighting Tunnels, particularly in reference to the one on the Leeds and Selby Railway. By J. WALKER, Esq., F.R.S., L. & E., Pres. Inst.C.E.
- Particulars of the Construction of the Lary Bridge, near Plymouth. By J. M. RENDEL, Esq., Cor. M.Inst.C.E.
- An Abstract Account of Coals used in Coke Ovens and Retorts, and Coke produced from One Year's Work at the Ipswich Gas Works. Communicated by WILLIAM CUBITT, Esq., F.R.S., &c., V.P. Inst.C.E.
- An Approximative Rule for calculating the Velocity with which a Steam Vessel will be impelled through still Water, by the Exertion of a given amount of Mechanical Power, or forcible Motion, by Marine Steam Engines. Communicated by JOHN FAREY, Esq., M.Inst. C.E.
- On the Effective Power of the High Pressure Expansive Condensing Steam Engines commonly in use in Cornish Mines. By T. WICKSTEED, Esq., C.E. Communicated in a Letter to the President.
- Description of the Plan of restoring the Archstones of Blackfriars' Bridge. By Mr. JAMES COOPER, A.Inst. C.E. Communicated in a Letter to the Secretary.
- On the Force excited by Hydraulic Pressure in a Bramah Press; the resisting Power of the Cylinder, and Rules for computing the Thickness of Metal for Presses of various Powers and Dimensions. By PETER BARLOW, Esq., F.R.S., &c., of the Royal Military Academy.
- An Account of some Experiments on the Expansion of Water by Heat. By the late T. TREDGOLD, Esq., M.Inst.C.E.
- On procuring Supplies of Water for Cities and Towns, by Boring. Communicated by JOHN SEAWARD, Esq., M.Inst.C.E.
- Some Account of several Sections through the Plastic Clay Formation in the vicinity of London. By WILLIAM GRAVATT, Esq., F.R.S., M.Inst.C.E.
- Some Accounts of Borings for Water in London and its vicinity. By JOHN DONKIN, Esq., M.Inst.C.E.
- Description of the Method of Roofing in use in the Southern Concan, in the East Indies. By Lieut. FRAS. OUTRAM, Bombay Engineers. Communicated in a Letter to the late President, T. TELFORD, Esq., by Major-Gen. Sir John Malcolm, G.C.B., &c., Governor of Bombay.
- Experiments of the Resistance of Barges moving on Canals. By HENRY R. PALMER, Esq., V.P. Inst.C.E. Addressed to the late President, T. TELFORD, Esq.
- An Elementary Illustration of the Principles of Tension and of the Resistance of Bodies to being torn asunder in the direction of their length. By the late T. TREDGOLD, Esq., M.Inst.C.E.
- Details of the Construction of a Stone Bridge erected over the Dora Riparia, near Turin. By Chevalier MOSCA, Engineer and Architect to the King of Sardinia, &c., &c. Drawn up and communicated by B. ALBANO, Esq., A.Inst.C.E.
- Memoir on the use of Cast Iron in Piling, particularly at Brunswick Wharf, Blackwall. By Mr. MICHAEL A. BORTHWICK, A.Inst.C.E.
- An Account of the new or Grosvenor Bridge over the River Dee at Chester.
- An Account of some Experiments made in 1823 and 1824, for determining the quantity of Water flowing through different shaped Orifices. By BRYAN DONKIN, Esq., F.R.A.S., V.P. Inst.C.E.
- On the Changes of Temperature consequent on any Change in the Density of Elastic Fluids, considered especially with reference to Steam. By THOMAS WEBSTER, Esq., M.A., of Trinity

College, Cambridge. Communicated by JAMES SIMPSON, Esq., M.Inst.C.E.
 A Method of representing by Diagram and Estimating the Earth-work in Excavations and Embankments. By Mr. JOHN JAMES WATERSTON, A.Inst.C.E.
 Remarks on Herm Granite. By FREDERICK C. LUKIS, Esq., of Guernsey, in reply to inquiries from the President; with some experiments

made by the latter on the wear of different Granites. Communicated by the President.
 Experiments on the Force required to fracture and crush Stones; made under the direction of Messrs. BRAMAH and SONS, for B. WYATT, Esq., Architect. Communicated by WILLIAM FREEMAN, Esq., A.Inst.C.E.
 New Canal Boat Experiments. By JOHN MACNEILL, Esq., M.Inst.C.E., F.R.A.S., M.R.I.A.

63.

Vol. 2, Price 28s., extra cloth bds., containing 23 finely engraved Plates.

TRANSACTIONS OF THE INSTITUTION OF CIVIL ENGINEERS.

LIST OF SUBJECTS.

- Account of the Bridge over the Severn, near the town of Tewkesbury, in the county of Gloucester, designed by Thomas Telford, Esq., and erected under his superintendence. By Mr. W. MACKENZIE, M.Inst.C.E.
 A Series of Experiments on different kinds of American Timber. By W. DENISON, Esq., Lieut. Royal Engineers, F.R.S., A.Inst.C.E.
 On the Application of Steam as a moving Power, considered especially with reference to the economy of Atmospheric and High Pressure Steam. By GEORGE HOLWORTHY PALMER, Esq., M.Inst.C.E.
 Description of Mr. Henry Guy's Method of giving a true Spherical Figure to Balls of Metal, Glass, Agate, or hard Substances. Communicated by BRYAN DONKIN, Esq., V.P.Inst.C.E.
 On the Expansive Action of Steam in some of the Pumping Engines at the Cornish Mines. By WILLIAM JORY HENWOOD, Esq., F.G.S., Secretary of the Royal Geological Society of Cornwall, H. M. Assay-Master of Tin in the Duchy of Cornwall.
 On the Effective Power of the High Pressure expansive condensing Engines in use at some of the Cornish Mines. By THOMAS WICKSTEED, Esq., M.Inst.C.E. A Letter to the President.
 Description of the Drops used by the Stanhope and Tyne Railroad Company, for the Shipment of Coals at South Shields. By THOMAS E. HARRISON, Esq., M.Inst.C.E.
 On the Principle and Construction of Railways of Continuous Bearings. By JOHN REYNOLDS, Esq., A.Inst.C.E.
- Wooden Bridge over the River Calder, at Mirfield, Yorkshire, designed and erected by WILLIAM BULL, Esq., A.Inst.C.E.
 A Series of Experiments on the Strength of Cast Iron. By the late FRANCIS BRAMAH, Esq., M.Inst.C.E.
 On certain Forms of Locomotive Engines. By EDWARD WOODS, Esq.
 Account and Description of Youghal Bridge, designed by Alexander Nimmo. By JOHN E. JONES, Esq., A.Inst.C.E.
 On the Evaporation of Water from Steam Boilers. By JOSIAH PARKES, Esq., M.Inst.C.E.
 Account of a Machine for cleaning and deepening small Rivers, in use on the Little Stour River, Kent. By Mr. W. B. HAYS, Grad. Inst. C.E.
 Description of the Perpendicular Lifts for passing Boats from one Level of Canal to another, as erected on the Grand Western Canal. By JAMES GREEN, Esq., M.Inst.C.E.
 On the Methods of Illuminating Lighthouses, with a description of a Reciprocating Light. By J. T. SMITH, Esq., Captain, Madras Engineers, F.R.S., A.Inst.C.E.
 Experiments on the Flow of Water through small Pipes. By W. A. PROVIS, Esq., M.Inst. C.E.
 Experiments on the Power of Men. By JOSHUA FIELD, Esq., V.P.Inst.C.E., F.R.G.S.
 Particulars of the Construction of the Floating Bridge lately established across the Hamoaze, between Torpoint in the county of Cornwall, and Devonport in Devonshire. By JAMES M. RENDEL, Esq., M.Inst.C.E., &c., &c.
 APPENDIX.—Officers, Members, &c.

64.

In 8vo, Second Edition, with additions, Price 4s.

OUTLINE OF A METHOD OF MODEL MAPPING;

On the application of the Art of Levelling and that of Area Surveying, &c.

By J. BAILEY DENTON, Surveyor.

65.

In 8vo, with Engravings and Wood-cuts, cloth bds. extra, Price 12s.

OUTLINE OF THE METHOD OF CONDUCTING A TRIGONOMETRICAL SURVEY,

For the Formation of Topographical Plans; and Instructions for Filling in the Interior Detail, both by Measurement and Sketching; Military Reconnaissance, Levelling, &c., &c.;

With the Explanation and Solution of some of the most useful Problems in Geodesy and Practical Astronomy; to which are added, a few Formulæ and Tables of general utility for facilitating their calculation.

By Captain FROME, ROYAL ENGINEERS, F.R.A.S., & A.I.C.E.

RAILWAYS.

66.

In a large 4to Volume, containing several Plates, Second Edition with Additions, Price £1. 11s. 6d., in extra cloth boards, 600 pages.

THE RAILWAYS OF GREAT BRITAIN AND IRELAND,

PRACTICALLY DESCRIBED AND ILLUSTRATED.

By FRANCIS WHISHAW, C.E., M. Inst. C.E.

LIST OF PLATES.

- | | |
|--|--|
| <ol style="list-style-type: none"> 1. Locomotive engine of the Great Western Railway. 2. Whishaw's reciprocating system of railways, embankments, cuttings, terminal stations, intermediate exchange stations. 3. Sections of various forms of English and foreign rails, 84 examples, one very large folded plate. 4. Six-wheel locomotive engines (four). 5. Engine and tender constructed by R. W. Hawthorn, Newcastle. 6. Elevation of American locomotive engine, at work on the Birmingham and Gloucester Railway; elevation of a six-wheel engine; passengers' engine on the London and Birmingham Railway; goods engine on do. 7. Longitudinal section of a locomotive engine. 8. Transverse sections of a locomotive engine. 9. Numerous details of locomotive engines. 10. Great Western Railway carriages,—first class, second class, truck, horse box, posting carriage, carriage truck. 11. Plans of do. 12. Grand Junction Railway carriages,—elevation and end elevations, and plan of first-class carriages,—elevation of Royal Mail. 13. Birmingham and Gloucester Railway carriages,—elevations, sections, plans, and transverse sections. 14. Birmingham and Gloucester Railway waggons,—elevation of ballast waggon, goods waggon, and end elevations and plans. | <ol style="list-style-type: none"> 15. Diagrams to show the duty performed by the engines on the Liverpool and Manchester, London and Birmingham, Grand Junction, and Great Western Railways, referred to in the account of practical experiments. 16. Details of permanent way, comparison of gauges, crossings, fixed points, slide rails, fencing gates, level crossings and gates, drainage, signals, water column, wooden turn table, inch standards and gradient standards, diagrams to illustrate the mode of working the Blackwall Railway, &c., &c., &c. 17. Map of the United Kingdom, showing distinctly the different lines of way completed or in progress, and those intended; and also the steam-boat tracks from various English ports to those of Ireland and France. 18. Four diagrams showing the lengths, summits, and general levels of the main English lines of railway communication. 19. Nine different railway wheels, comprehending Losh's, Hawk's, Bramah's, Cotton's, and Whishaw's, also of wrought iron, Warrington's, and pattern of cast iron, and the Liverpool and Manchester wooden wheel. 20. Diagram showing on a large sheet the highest and lowest of the Liverpool and Manchester, Grand Junction, London and Birmingham, South Western, Great Western, and North Midland Railway Shares, on the London Stock Exchange. |
|--|--|

67.

In 4to, 3 Plates, Price 7s. 6d.

APPENDIX

To the First Edition of the preceding Work, which completes and equalises the Work to the Second Edition.

68.

In royal 8vo, with Plates, extra cloth boards, Price 6s.

AN HISTORICAL, STATISTICAL, AND SCIENTIFIC ACCOUNT OF THE RAILWAYS OF BELGIUM FROM 1834 TO 1842.

Translated and compiled from official documents

By EDWARD DOBSON, Assoc. Inst. C.E.

69.

RAILWAYS.

In Imperial folio, 83 Engravings, with explanatory Text, containing the Specification of the Works as executed.

EDITED BY F. W. SIMMS, C.E.

Price £2. 12s. 6d. in half morocco.—Subjects:

Selections from THE LONDON AND BIRMINGHAM RAILWAY—THE GREAT WESTERN RAILWAY—THE SOUTHAMPTON RAILWAY—THE GREENWICH RAILWAY—THE CROYDON RAILWAY—THE BIRMINGHAM AND BRISTOL THAMES JUNCTION RAILWAY—GLASGOW AND GAIRNKIRK RAILWAY. In 83 Plates, with Sections, Details, &c.

LONDON AND BIRMINGHAM RAILWAY.

1. Frontispiece—London Entrance to the Primrose Hill Tunnel.
2. Title-page, vignette—Railway Station at Watford.
3. Chimneys at Camden Town fixed Engine Station.
4. Entrance to Station at Euston Grove—Vignette, page 1.
5. Euston Grove Station, ground plan.
6. Camden Town fixed Engine Station, ground plan.
7. Iron roof—Euston Grove Station.
8. Stanhope Place and Park Street Bridges.
9. Bridge over the Regent's Canal.
10. Details of ditto.
11. London and Birmingham Railway—Harrow in the distance. Vignette, page 17.
12. London and Birmingham Railway—Watford Tunnel. Vignette, page 28.
13. Road Bridge over Railway.
14. Colne Viaduct.
15. Bridge over Excavation south of Watford Tunnel.
16. Box Moor Oblique Bridge.
17. North Church and Primrose Hill Tunnels—cross sections.
- 18, 19. Entrances to ditto—Vignettes, pages 31 and 34.
- 20 to 29. Working Section, Blisworth Excavations and Embankments.
- 30, 31. Undersetting of Rock in Blisworth Cuttings—enlarged scale.
- 32, 33. Plan and elevation of Retaining Walls, Counterforts, Inverts, Drains, &c., in the Blisworth Cuttings.
- 34, 35. General plan and section of the Undersetting of the Rock in the Blisworth Cuttings.
- 36, 37. Plan, elevation, and section of the West End of the Blisworth Cuttings.
- 38 to 47. Plan, elevations, and details of the Kilsby Tunnel, Warwickshire.
48. Method of fixing the fifty-pound Rails in the Chairs.
49. Method of fixing the sixty-five-pound Rails in the Chairs.
50. Mr. Buck's Railway Chairs.
51. Plan of Siding or Passing Place.
52. Plans and sections of a twelve-foot Turn Rail.
53. Plan and elevation of first-class carriages.

GREAT WESTERN RAILWAY.

54. Plan and elevation of the Brent Viaduct.
55. Sections of the Brent Viaduct.

56. Transverse sections of the Brent Viaduct.
57. Plan and elevation of Maidenhead Bridge.
58. Sections of Maidenhead Bridge.
59. Occupation Bridge over the Railway.

SOUTHAMPTON RAILWAY.

60. Bridge under Railway.
61. Plan of ditto.
62. Occupation Bridge in Embankment.
63. Occupation Bridge.
64. Elevation and details of Earth-work and Timber Waggons.

GREENWICH RAILWAY.

65. Oblique Arch over Neckinger Road.
66. Sections of ditto.
67. Oblique Arch over Spa Road.
- 68, 69. Sections of ditto.
70. Viaduct of the Greenwich Railway.

CROYDON RAILWAY.

71. New Cross Bridge over Railway.
72. Method of fixing the Permanent Way.

BIRMINGHAM AND BRISTOL THAMES JUNCTION RAILWAY.

73. Cast-iron Arch Suspension Bridge over the Paddington Canal and the Railway.
74. Railway Gallery under the Canal, &c.

GLASGOW AND GAIRNKIRK RAILWAY.

75. Transverse section at Robroyston Moss.

MISCELLANEOUS.

76. Comparison of the transverse section of numerous Railway Bars.
77. Comet Locomotive Engine.
78. Mr. Stephenson's Patent Locomotive Engine.
79. Railway Waggons.
80. Flat Rail with Flange.
81. Rail by Losh, Wilson, and Bell.
82. Hetton Rail.
83. Sidings or Passing Places.

70.

With Wood-cuts, 8vo, Price 5s.

SECOND REPORT ON THE LONDON AND BIRMINGHAM RAILWAY,

Founded on an Inspection of, and Experiments made on, the Liverpool and Manchester Railway.

By PETER BARLOW, Esq., F.R.S., &c., &c.

71.

In 1 royal 8vo Volume, 28 Plates, extra cloth boards, Price 12s.

ENSAMPLES OF RAILWAY MAKING;

Which, although not of English Practice, are submitted, with Practical Illustrations, to the Civil Engineer, and the British and Irish Public.

This Volume is divided into parts:

1. Preliminary Observations recommendatory of the adoption of a more economical mode of Railway making in connexion with the great lines already in operation, and a much further extension of a principle of Railways for less advantageous traffic than the great lines afford, yet essential for the developement of the resources of the country, by employment of material of a less cost. Landed proprietors would find their advantage in the improvement of their land by a quick transit, and, consequently, more ready sale for their produce. In some instances the material is on their estates.

2. Mechanical Works on the Utica and Syracuse Railroad, explanatory, with specification and cost of this one of the best constructed Railroads in the United States, made over swamps, creeks, and valleys, at a cost of £3600 per mile.

3. Historical, statistical, and scientific Account of the Railways of Belgium, from 1834 to 1842, by E. DOBSON, Assoc. Inst. C.E., explanatory of the Railroad from Ostend on the coast to Cologne in Prussia.

LIST OF PLATES ILLUSTRATIVE OF THE WORK.

- | | |
|--|---|
| 1. Pont du Val-Benoît, Liége. | 16. Isometrical projection of a trestle bridge over the Onondaga Creek and Valley, 20 spans of 30 feet each. |
| 2. Sketch of the proposed Hastings and Rye Railroad, to join the South-Eastern line. | 17. Details of the carpentry and joinery of American timber bridges. |
| 3. Sketch of Mr. Stephenson's proposed French lines, in communication with the South-Eastern. | 18. Perspective view of a pile-driving steam engine. |
| 4. American locomotive engine, now employed on the Utica and Syracuse Railroad for luggage trains, at a speed of from 15 to 20 miles per hour. | 19. Isometrical projection of superstructure for pile road. |
| 5. Reduced view of an American excavating machine. | 20. Ditto of iron plate, showing the manner of joining with an end plate beneath the joints—isometrical projections of single and double knees—cross section of superstructure for pile and graded roads—details of superstructure, &c. |
| 6. Isometrical projections of timber bridges on the Utica and Syracuse Railroad, spans of 40 and 30 feet. | 21. Isometrical projection of superstructure for graded road. |
| 7. Ditto, span of 60 feet. | 22. Crossing plates for railroad. |
| 8. Elevation, plan, section, &c., span of 88 feet. | 23. Ditto. |
| 9. Ditto, span of 88 feet. | 24. Branch plates for railroad. |
| 10. Ditto, span of 84 feet. | 25. Culvert for ditto. |
| 11. Isometrical projection, span of 82 feet. | 26. Viaduct constructed under the Erie Canal, at Lodi. |
| 12. Ditto of an abutment for a bridge of 82 feet span over the Oneida Creek. | |
| 13. Ditto of a trestle bridge over the Oneida Creek Valley, 60 spans of 29 feet each. | |
| 14. Elevation of span of 100 feet. | |
| 15. Geometrical section and plan, and isometrical projection of truss, &c. | |

RAILWAYS OF BELGIUM.

27. Sections of the Belgian Railway.
28. Section of the Vesdre Railway.

72.

Nine fine Plates, Price £1. 11s. 6d.

THE RAILWAY STATIONS OF THE NORTH MIDLAND RAILWAY,

Executed by Express Commission of the Directors.

By FRANCIS THOMPSON, Architect.

The large Station at Derby, exterior,
large sheet.
The fine interior of the same, do.

Wakefield Station.
Masboro' do.
Belper do.
Clay Cross do.

Wingfield Station.
Chesterfield do.
Elkington do.

73.

In 8vo, with two large Plates, and a Wood-cut explanatory of the Invention, Price 2s. 6d.

TREATISE ON THE ADAPTATION OF ATMOSPHERIC PRESSURE TO THE PURPOSES OF LOCOMOTION ON RAILWAYS.

By J. D'A. SAMUDA.

NAVAL ARCHITECTURE.

74.

In one Vol. 4to Text, and a large Atlas folio Volume of Plates, half-bound, Price £6. 6s.

THE ELEMENTS AND PRACTICE OF NAVAL ARCHITECTURE;

Or, a Treatise on SHIP BUILDING, theoretical and practical, on the best Principles established in Great Britain, with copious Tables of Dimensions, Scantlings, &c. Illustrated with a series of large Draughts and numerous smaller Engravings.

The Third Edition, with an Appendix, containing the Principles and Practice of Constructing the Royal and Mercantile Navies, as invented and introduced by Sir ROBERT SEPPINGS, Surveyor of the Navy.

By JOHN KNOWLES, F.R.S.

LIST OF PLATES.

Perspective of the frame timbers of a 100-gun ship.
Construction of an arch, circles, &c.
Cones.
Capstans, crabs.
Conducting bodies and bars.
Floating bodies.

Representation of a flying proa.
Experiments on stability.
Scales of solidity of tonnage and displacements.
Machines for driving and drawing bolts.
Longitudinal section and plan of a 74-gun ship.

Plates of Details.—The following are exceedingly large Plates.

Construction 1. Draught of a ship proposed to carry 80 guns upon two decks, with detail.
2. Disposition of the frame for a ship of 80 guns.
3. The planking expanded of the 80-gun ship.
4. Profile of the inboard works of the 80-gun ship.
5. Plans of the gun deck and orlop of do.
6. Plans of the quarter deck, forecastle, and upper deck of do.
7. Main gear capstan of an 80-gun ship, windlass, &c., and other details.
8. Midship section of a 74-gun ship; midship section of a 74-gun ship, as proposed by Mr. Snodgrass; midship section of a 36-gun frigate; midship section of a 36-gun frigate, as proposed by Mr. Snodgrass; sketches of a new plan proposed for framing ships, and of the best mode of adopting iron work in the construction, and other details.
9. Sheer draught and plans of a 40-gun frigate, with launch, &c.
10. Sheer draught, half breadth, and body plans of a sloop of war.
11. Draught of the *Dart* and *Arrow* sloops, as designed by General Bentham.
12. A brig of war, 18 guns.
13. Inboard works of do.
14. Plans of the upper and lower decks and platforms of a brig of war.
15. Yacht *Royal Sovereign*.
16. Yacht built for the Prince Royal of Denmark.
17. Plans and section of the interior of a fire ship.
18. Draught and plans of a bomb vessel.
19. A cutter, upon a new construction, with the mode of fitting sliding keels.

Construction 20. Sheer draught, half breadth, and body plans of an East Indiaman.
21. Sheer draught, half breadth, and body plans of a West Indiaman.
22. A collier brig of 170 tons.
23. A Virginia built boat, fitted for a privateer.
24. A fast-sailing schooner.
25. A Virginia pilot boat.
26. A Berwick smack.
27. A sloop of 60 tons in the London trade, particularly distinguished for her capacity and velocity.
28. A Southampton fishing hoy.
29. The long boat of an 80-gun ship, showing the nature of construction by whole moulding.
30. A launch, pinnace, eight-oared cutter, yawl, &c.
31. Wherry, life boat, whale boat, a gig, a swift rowing boat.
32. Laying off, plan of the fore body, sheer and half breadth, plan of the fore body, moulds belonging to the square bodies, &c.
33. Plan of the after body, sheer and half breadth plans of the after body, &c.
34. After body plan, fore body plan, sheer and half breadth plans of the after cant body, sheer and half breadth plans of the fore cant body.
35. Horizontal transoms, cant transoms, sheer plan, body plan, &c.
36. Square tuck, body plans, sheer and half breadth plans.
37. Hawse pieces, cant hawse pieces, &c.
38. Laying off of the stern, laying off of the harpins, plan of the stern, sheer plans, body plans.
39. Plans, elevations, and sections of the different contrivances for fitting the store rooms, &c., on the orlop of an 80-gun ship, showing the method of fitting all ships of the line in future.

75.

In 4to, with several Plates and Wood-cuts, Price 12s.

AN APPENDIX,

Containing the Principles and Practice of Constructing the Royal and Mercantile Navies, as invented and introduced by Sir ROBERT SEPPINGS; separate from the preceding, and supplementary to the two preceding editions of that Work.

By JOHN KNOWLES, F.R.S.

76.

The Plates in large Atlas folio, Text in folio, Price £4. 4s.

**NAVAL ARCHITECTURE, OR THE RUDIMENTS AND RULES
OF SHIP BUILDING;**

Exemplified in a Series of Draughts and Plans, with Observations tending to the Improvement of that important Art.

By MARMADUKE STALKARTT, N.A.

THE PLATES CONSIST OF

- | | |
|---|---|
| <ol style="list-style-type: none"> 1. A long boat for a third-rate, six figures of various draughts. 2. A yacht of 141 tons, ten figures of several draughts. 3. A sloop 331 tons, sheer draught and bottom, fore and aft bodies. 4. A sloop of war, cant timbers. 5. The bottom and top side. 6. 44-gun frigate, fore and aft, and bottom, very fine and large engraving. 7. Draughts, several. | <ol style="list-style-type: none"> 8. The shift of the planks in the top side, and the disposition of the timbers in ditto. 9. 74-gun-ship, sheer draught and bottom, fore and aft bodies. 10. Draughts, several. 11. Right aft, a level view of the stern of a 74-gun ship, side view of the head and quarter gallery, &c. 12. A cutter, draughts, &c. 13. Exact method of ending the lines of different sections. 14. A frigate, sheer draught, bottom, fore and aft bodies. |
|---|---|

** These Plates exhibit fineness and correctness of drawing and engraving, and upon so large a scale as is of rare occurrence.

77.

Three Vols. large 4to, numerous fine Plates, Price £3. 3s.

HISTORY OF MARINE ARCHITECTURE.

By JAMES CHARNOCK, F.S.A.

Illustrative of the Naval Architecture of all Nations from the earliest period, particularly British.

** Charnock is a work essential to all who study the construction of ships, large and small craft, whether for war, packet, or mercantile purposes.

78.

In 12mo, Third Edition, with Plates, cloth boards, Price 4s. 6d.

**REMARKS ON THE MANNER OF FITTING BOATS FOR SHIPS
OF WAR AND TRANSPORT.**

Addressed to the Officers of the Royal Navy and Royal Artillery.

By JOHN COW, of Her Majesty's Dockyard, Woolwich.

79.

In extra cloth boards, double lettered, Price 5s.

**TREATISE ON THE IMPROVEMENT OF THE NAVIGATION
OF RIVERS,**

With a New Theory on the Cause of the Existence of Bars.

By WILLIAM ALEXANDER BROOKS, M.Inst.C.E.

80.

4to, with Plates, Price 15s.

A TREATISE ON RIVERS AND TORRENTS,

With the METHOD of REGULATING their COURSE and CHANNELS. By PAUL FRISI, Member of numerous Academies. To which is added an ESSAY on NAVIGABLE CANALS, by the same.

Translated by Major-General JOHN GARSTIN.

MAJOR-GENERAL PASLEY'S WORKS.

81.

In 8vo, a Re-issue of the last edition, Price 8s.

ESSAY ON THE MILITARY POLICY AND INSTITUTIONS OF
THE BRITISH EMPIRE.

82.

Second Edition, demy 8vo, much enlarged, Price 16s. cloth boards, (instead of £1. 4s.)

A COMPLETE COURSE OF PRACTICAL GEOMETRY AND
PLAN DRAWING;

Treated on a Principle of peculiar Perspicuity. Adapted either for Classes, or for Self-Instruction.
Originally published as the first volume of a Course of Military Instruction.

83.

In 8vo, re-issued, at 5s. in boards.

OBSERVATIONS ON THE EXPEDIENCY AND PRACTICABILITY OF SIMPLIFYING
AND IMPROVING

THE MEASURES, WEIGHTS, AND MONEY

USED IN THIS COUNTRY,

Without materially altering the present Standard.

84.

Preparing, a new Edition, in 8vo, extra cloth boards, with numerous Wood-cuts.

OBSERVATIONS ON LIMES, CALCAREOUS CEMENTS,
MORTARS, STUCCOES, AND CONCRETE,

AND ON PUZZOLANAS, NATURAL AND ARTIFICIAL; TOGETHER WITH RULES DEDUCED
FROM NUMEROUS EXPERIMENTS FOR MAKING AN ARTIFICIAL WATER CEMENT,

Equal in Efficiency to the best Natural Cements of England, improperly termed Roman Cements;
and an Abstract of the Opinions of former Authors on the same Subjects.

85.

In 8vo, with several Wood-cuts, Price 12s.

RULES, CHIEFLY DEDUCED FROM EXPERIMENT, FOR CON-
DUCTING THE PRACTICAL OPERATIONS OF A SIEGE.

Originally composed for the Use of the ROYAL ENGINEER ESTABLISHMENT at CHATHAM.

86.

In 12mo, extra cloth boards, Price 4s. 6d.

POPULAR INSTRUCTIONS ON THE CALCULATION OF
PROBABILITIES.

Translated from the French of M. A. QUETELET, with Notes, by RICHARD BEAMISH, Esq.,
C.E., F.R.S., &c.

WORKS BY T. SOPWITH, F.G.S.

87.

In demy 8vo, 35 Engravings, Price 16s.

TREATISE ON ISOMETRICAL DRAWING,

As applicable to Geological and Mining Plans, and to Delineations of Ornamental Grounds, Buildings, and Machinery; with Details of Improved Methods of Preserving Mining Plans, &c.

'We strongly recommend Mr. Sopwith's book as by far the best, and indeed the only complete work that has appeared on the subject. Every part of it is rendered easily comprehensible even by a person who knows scarcely any thing of geometry, and every mode of the application of isometrical drawing is beautifully illustrated by engravings.'—*Loudon's Architectural Magazine*.

'Mr. Sopwith's Treatise is not only the fullest, but, in point of practical illustration, the best which has yet appeared on the subject of isometrical projection, and from its popular style and the elegance of its embellishments, is eminently calculated to extend the use of this very superior method of graphic delineation.'—*Mechanics' Magazine*.

88.

Folded in 4to, Price 10s. 6d.

GEOLOGICAL PLANS AND SECTIONS OF LEAD MINES IN ALSTON MOOR AND TEESDALE,

Showing the various Strata and Subterranean Operations. Engraved on 3 large Copper-plates, and coloured, with letter-press description.

89.

PLANS OF COAL AND IRON MINES IN HER MAJESTY'S FOREST OF DEAN:

From a Survey made by order of the Commissioners of Woods and Forests, by T. SOPWITH, F.G.S., and Engraved on 16 Copper-plates, each Plate being 20 inches square, and comprising four square miles. The price of the Series of 16 Plans is £1. 4s., and they may be either preserved as an Atlas or mounted so as to form a Map 6 feet 8 inches square. The Plans are also sold separately at 2s. each sheet, and are published by order of the Commissioners of Woods and Forests.

90.

12mo, Price 4s. 6d.

AN ACCOUNT OF THE MINING DISTRICTS OF ALSTON MOOR, WEARDALE, AND TEESDALE,

IN CUMBERLAND AND DURHAM;

Comprising Descriptive Sketches of the Scenery, Antiquities, Geology, and Mining Operations in the Upper Dales of the Rivers Tyne, Wear, and Tees.

'To all who are desirous of having some practical knowledge of geology and mining, and who can spare a month to walk over Alston Moor and the other districts, we most strongly recommend this little work as a companion.'—*Loudon's Architectural Magazine*.

'We earnestly recommend those who are planning a tour to think well on the beauties, and ponder on the profits of a campaign among the mines. To such persons this book will be of great value.'—*Atlas*.

'The minute and pleasing descriptions of the peculiar country, of the hills, and the views to be seen from them, of particular seats and antiquities, and of the mines themselves, and the way they are wrought, with a brief but skilful sketch of the geology of the district and other inquiries into subjects of natural history, form a volume, the only objection to which is, that it is not twice the length. It is admirably adapted for a companion on the routes it describes.'—*Tyne Mercury*.

WORKS BY T. SOPWITH, F.G.S.—*Continued.*

91.

In demy 8vo, with engraved Plan of Dean Forest, Price 5s.

THE AWARD OF THE DEAN FOREST MINING COMMISSIONERS as to the COAL and IRON MINES in Her Majesty's Forest of Dean, and the RULES and REGULATIONS for working the same, with PRELIMINARY OBSERVATIONS, and an Explanation of a Series of Plans of the Mines.

By T. SOPWITH, F.G.S., the Commissioner appointed on behalf of the Crown.

Published by order of the Commissioners of Woods, Forests, &c.

92.

Twelve Lithographic Drawings, Price 3s.

DESCRIPTION OF A SERIES OF GEOLOGICAL MODELS,
Illustrating the nature of Stratification, Denudation, Coal Seams, Faults or Dislocations of Strata, Intersection of Mineral Veins, &c.

93.

In demy 8vo, 11 Engravings, Price 10s. 6d.

HISTORICAL AND ARCHITECTURAL ACCOUNT OF ALL SAINTS' CHURCH IN NEWCASTLE UPON TYNE,

With Plans, Views, and Architectural Details; Armorial Bearings, &c.

'Though this may be considered a local work, yet it goes so much into detail, and gives such accurate plans, sections, views, estimates, &c. of the church, that it is calculated to be of considerable use to the young architect.'—*London's Architectural Magazine.*

94.

Royal folio, Price 10s. 6d.

HISTORICAL AND ARCHITECTURAL DESCRIPTION OF FOUNTAIN'S ABBEY,

With Engravings Illustrating the Architectural and Picturesque Beauties of that celebrated Ruin.

'The sketch conveys all the general idea of Fountain's that artist, tourist, or antiquary can wish, detailed with truth, spirit, and feeling.'—*Letter from R. Surtees, Esq., Author of the History of Durham.*

95.

Price 3s. 6d.

PROJECTING AND PARALLEL RULERS,

Invented by T. SOPWITH, for constructing Plans and Drawings in Isometrical and other Modes of Projection; with descriptive letter-press, and a specimen sheet of Isometrical Drawing Paper.

96.

In one Vol. 8vo, with 5 Plates, in boards, Price 5s.

THE ELEMENTS OF THE ELLIPSE,

Together with the Radii of Curvature, &c., &c., relating to that Curve; and of Centripetal and Centrifugal Forces in Elliptical Orbits.

By JAMES ADAMS.

ARCHITECTURE.

97.

In 4to, very neat in half morocco, with about 130 Illustrations on wood and copper, Price 15s. ; some copies with illuminated title-page, &c., and with India proofs, Price £1. 4s.

THE TRUE PRINCIPLES OF POINTED OR CHRISTIAN ARCHITECTURE.

By A. WELBY PUGIN, ARCHITECT,
AND PROFESSOR OF ECCLESIASTICAL ANTIQUITIES AT ST. MARIE'S COLLEGE, OSCOTT.

The following important facts are fully explained in this Work :

1. That all the ornaments of pure Pointed Edifices were merely introduced as decorations to the essential constructions of those Buildings.
2. That the construction of Pointed Architecture was varied to accord with *the properties of the various materials employed*, shown by ancient examples of Stone, Timber, and Metal construction.
3. That no features were introduced in the ancient Pointed Edifices, which were not *essential either for convenience or propriety*.
4. That Pointed Architecture is most consistent, as it *decorates the useful portions of Buildings, instead of concealing or disguising them*.
5. That true principles of architectural proportion are only found in Pointed Edifices.
6. That the defects of modern Architecture are principally owing to *the departure from ancient consistent principles*.

It will be readily perceived from these heads, that the present Work furnishes the means for testing architectural excellence, by setting forth the consistent principles of ancient design. Hitherto architectural criticism has been little more than mere capricious opinion, and few persons could give a satisfactory reason for their approval or dislike of a building. The laws of Architectural Composition are based on equally sound principles as those of Harmony or Grammar, and *that they can be violated with greater impunity is simply owing to their being less understood*. It is humbly hoped that this Work, which is the result of long experience and patient research, will supply in a great measure the want of *sound information* that exists on this important subject ; and by explaining the *consistent principles* of Pointed Architecture, which are *inseparable from pure taste*, furnish a standard by which the excellence of the ancient Buildings may be duly appreciated, and the extravagances and inconsistencies of modern styles readily discerned.

Among the Illustrations will be found several interesting examples of ancient Roofs, Ceilings, Fittings of Rooms, Railings, Hinges, and Ornamental Iron-work, Silver Shrines and Reliquaries, Jambs, Basements, Water-tables, and details of Stone-work, Jointing of Masonry, and Perspective Views of Ecclesiastical, Collegiate, and Domestic Buildings ; all drawn from Original Sketches by the Author.

98.

In 4to, half-bound in morocco, gilt leaves, Price 10s. 6d.

AN APOLOGY FOR THE REVIVAL OF CHRISTIAN ARCHITECTURE IN ENGLAND.

By A. WELBY PUGIN, ARCHITECT,
AND PROFESSOR OF ECCLESIASTICAL ANTIQUITIES AT ST. MARIE'S COLLEGE, OSCOTT.

In this Treatise the following matters are set forth :

1. The Inconsistencies of Modern English Architecture, with Critical Remarks on several structures recently erected.
2. Christian Architecture defended against several objections.
3. The Inconsistency of the Revival of Classic Architecture in the 16th century.
4. The Propriety of reviving Pointed Architecture in all modern Ecclesiastical Buildings.
5. The Propriety of reviving Christian Sepulchral Memorials.
6. The Propriety of reviving Pointed Architecture in Civil Buildings of every class, considered

with reference to climate, arrangement, and destination; with the modifications and alterations that are allowable to suit present necessities.

7. How far the Modern Mechanical Inventions are available in the execution of Christian Buildings at the present time.

8. The Principles of Christian and Pagan Sculpture considered, and Christian Architecture proved to afford the greatest scope for the exercise of that Art.

9. The intimate Connexion shown between the existing System of Government in England and that of our Catholic forefathers.

10. England the most favourable country for the Revival of Christian Architecture; with Reflections on the many glorious Remains of Catholic Antiquity which it contains.

Illustrated with 10 Plates, and uniform in size with the 'True Principles of Pointed or Christian Architecture.'

99.

BARRY'S REVIVED ITALIAN.

In large 4to, very neat half morocco, gilt tops, Price 18s.

STUDIES OF MODERN ENGLISH ARCHITECTURE.

THE TRAVELLERS' CLUB-HOUSE.

By CHARLES BARRY, Architect.

Illustrated by Engravings of Plans, Sections, Elevations, and Details, by J. H. LE KEUX.

With an Essay, including a Description of the Building, by Mr. W. H. LEEDS.

LIST OF PLATES.

1. Ground plan of the building.

2. Principal plan.

3. Elevation of the front.

4. Elevation of the back front.

5. Longitudinal section through A to B.

6. Longitudinal section through C to D.

7. Details of the principal front: Windows, ground floor, section of cornice, section of window head, section of under part of window, section of ornament in string course, elevation of console, balustrade to area front.

8. Details of the principal front: Section of principal cornice, elevation of cornice, plaster cap and entablature to window, elevation of one-pair window, elevation of cornice, &c.

9. Details of rear front: Elevation of one-pair window, section of window head, elevation of block, elevation of cornice, section of principal cornice, section of window cornice, &c.

10. Details of drawing: Plan of ceiling, bead, section of cove of ceiling, enriched panel of ceiling, section of cornice, chimney-piece, &c.

'A chaste specimen of the Italian style. The more the TRAVELLERS' CLUB HOUSE is examined, the more it becomes the subject of admiration, and, to some, of adoration. Barry has had the good fortune to have this monument described by the pen of one of the first architectural critics, by one who is no less qualified for the task by the extent of his knowledge, than the soundness of his judgment, and who has perhaps done more by his writings for the promotion of sound architectural principles, than most men have by their works.'—*Illustrated Polytechnic Review*.

100.

Imperial 4to, 10 Plates, elaborately printed in colours, Price £1. 1s.

DESIGNS FOR MOSAIC AND TESSELLATED PAVEMENTS:

By OWEN JONES, Architect.

With an Essay on their Materials and Construction, by F. O. WARD.

This Work was undertaken in consequence of the recent introduction, by Messrs. Wyatt, Parker, and Co., of a new material for Mosaics, and a new method of constructing them, which will enable the modern architect to execute Tessellated Pavements equal in point of extent and elaborateness to the most celebrated of the ancient remains, and very far superior to them in brilliancy and variety of colouring, in the accurate co-adaptation of the pieces, and in the uniform durability of the surface.

In the designs it has been sought rather to give specimens of the different forms and methods by which diversities of pattern may be obtained, than *particular* examples to be followed. Persons interested in the subject may themselves, by a re-combination of the elements shown in the Plates, produce new designs with the greatest facility.

101.

WINDSOR CASTLE:

Illustrated by the late SIR JEFFRY WYATVILLE, R.A., F.R.S., &c.

DEDICATED, BY EXPRESS PERMISSION,

To Her Most Gracious Majesty the Queen.

In obedience to a "Command" from His late Majesty King William the Fourth, in 1834, Sir Jeffry Wyattville began this Work, with the determination of rendering it fully worthy the subject.

On her accession, Her Majesty the Queen condescended, by an autograph, to express her "entire approval" of Sir Jeffry's proceeding with the Work; which was on the eve of completion at the time of his death in February, 1840, and is now published agreeably to the promise of his Son-in-law and his Executors.

The following shows the nature and extent of the Work, and the terms of publication.

It consists of Forty Plates, all large but three, and several of great magnitude, forming two volumes, (or in one, at the option of the purchaser,) Grand Eagle. The first contains Elevations and Perspective Views of the several Fronts of the Castle, some of them of considerable size, with the requisite Plans.

The second contains Elevations of the various Parts of the Castle, on a larger scale.

The Plates are accompanied by a full *Description* of them.

Also an *Historical Essay*, so far as relates to the structure of the Castle, from its foundation to the present time, by AMBROSE POYNTER, Esq.; illustrated by other Plates and by Wood-cuts, chiefly showing the former state of the Castle.

The Work was published in three Parts; the first issued in May, 1840, the second in October, and the concluding Part in June, 1841.

Proofs on India Paper, £ 4. 14s. 6d. each Part. Prints, £ 2. 12s. 6d. each Part.

For a Work of this magnitude, produced at a great cost, the terms of publication are extremely moderate; but Sir Jeffry was desirous only, first, of obeying the commands of his Sovereign, and then of fulfilling his own inclinations, by producing for the gratification of the British Public a magnificent Illustration of this truly Royal Palace, to the new construction and improvement of which so many years of his active life had been devoted.

It is edited (at the request of Sir J. Wyattville's Son-in-law and of his Executors) by HENRY ASHTON, Esq., Architect, who, on Sir Jeffry's resignation, was appointed to succeed him in superintending the works in progress at the Castle.

Sold also, 2 vols. in 1, very neat in cloth boards and lettered, Price £ 8. 8s., or elegant in half morocco, gilt, Price £ 9. 9s.

102.

In 1 Vol. 4to, with carefully and accurately coloured Plates, Price £ 2. 2s., extra boards.

THE GALLERY OF ANTIQUITIES,

SELECTED FROM THE BRITISH MUSEUM.

By F. ARUNDALE, Architect, and J. BONOMI, Sculptor.

With Descriptions by S. BIRCH, of the British Museum, &c., &c., &c.

103.

A new Edition in the Press, with 78 very fine Plates, royal folio, neat in cloth boards and lettered
Price £ 3. 3s.

THE UNEDITED ANTIQUITIES OF ATTICA.

By the Society of Dilettanti. Comprising the Architectural Remains of Eleusis, Rhamnus, Sunium and Thoricus.

104.

ST. STEPHEN'S CHAPEL, WESTMINSTER.

In 1 large Atlas folio Volume, with several very fine Plates, executed from the elaborate Drawings of Mr. FREDERICK MACKENZIE, Price £ 4. 4s., entitled

THE ARCHITECTURAL ANTIQUITIES AND RESTORATION OF ST. STEPHEN'S CHAPEL, WESTMINSTER,

(LATE THE HOUSE OF COMMONS.)

Drawn and Engraved from Admeasurements and Surveys by special command, and at the expense of Her Majesty's Government; accompanied by an interesting Memoir, relating to the original and perfect state of the Building, grounded upon the best authorities.

By FREDERICK MACKENZIE.

Mr. Mackenzie's talented services as an Artist, and his research as an Antiquary on the subject of the Gothic Style of Architecture in this country, of which St. Stephen's is one of the finest examples, was secured by the Office of Woods and Works soon after the Fire; since which much thought, time, and labour have been devoted to its perfect developement. Government have most liberally come forward, at a great expense, to secure to the country a well-authenticated and illustrative example of this renowned Edifice.

105.

In 4to, with Wood-cuts, and 4 fine Engravings by JOHN LE KEUX, Price 7s. 6d.

AN ACCOUNT OF THE ROOF OF KING'S COLLEGE CHAPEL, CAMBRIDGE.

By F. MACKENZIE, Author and Draughtsman of some of the finest Architectural Works.

106.

2 Vols. 4to, upwards of 70 Plates and Wood-cuts, Price £ 2. 2s.

LETTERS OF AN ARCHITECT FROM FRANCE, ITALY, AND GREECE;

Or, Critical Remarks on Continental Architecture, Ancient and Modern, and on the Classic Architecture of Greece. Written in a Series of Letters.

By JOSEPH WOODS, F.A.S., F.L.S., F.G.S., &c., &c.

107.

Royal 4to, with Plates. Price £1. 1s.

PROLUSIONES ARCHITECTONICÆ;

Or, Essays on Subjects connected with Grecian and Roman Architecture. Illustrated by 40 Engravings by eminent Artists. Dedicated, by permission, to EARL GREY, K.G.

By WILLIAM WILKINS, A.M., R.A., F.R.S.,
Formerly a Senior Fellow of Caius College, in the University of Cambridge, and Professor of Architecture in the Royal Academy of Arts.

108.

In 8vo, in boards, Price 10s., with 2 Plates.

NOTITIA ARCHITECTONICA ITALIANA;

Or, Concise Notices of the Buildings and Architects of Italy.

By JOSEPH GWILT, Architect, F.S.A.

109.

Supplementary Volume to the Antiquities of Athens, by C. R. Cockerell, Esq., &c.

ANTIQUITIES OF ATHENS AND OTHER PLACES OF GREECE, SICILY, &c.

Supplementary to the Antiquities of Athens, by JAMES STUART, F.R.S., F.S.A., and NICHOLAS REVETT; delineated and illustrated by C. R. COCKERELL, R.A., F.S.A.; W. KINNARD; T. L. DONALDSON, Member of the Institute of Paris; W. JENKINS, and W. RAILTON, Architects.

Imperial folio, uniform with the Original Edition of Stuart and Revett, and the Dilettanti Works. Very finely printed, and with numerous beautiful Plates of Plans, Elevations, Sections, Views, Ornaments, &c. In extra cloth boards and lettered, Price £6. 12s.

CONTENTS OF THE VOLUME.

‘The Temple of Jupiter Olympius at Agrigentum, commonly called the Temple of the Giants.’

By C. R. COCKERELL, Architect, R.A., F.S.A.

- | | |
|--|--|
| 1. Plan of the Temple of Jupiter Olympius. | 6. Interior order of cella, &c. of the Temple. |
| 2. Restoration of ditto, and placed in comparison with the Temples of Parthenon and Concord. | 7. Perspective view of ditto. |
| 3. Transverse section of ditto. | 8. Details. |
| 4. Longitudinal section of ditto. | 9. Temple of Hercules at Agrigentum, elevation, plan, and parts to a larger scale. |
| 5. Sections and parts to a larger scale, ditto. | Vignettes. |

‘Antiquities at Athens and Delos.’

By W. KINNARD, Architect.

- | | |
|--|-------------------------------------|
| 1. View of the Propylæa, and of a part of the present ascent to the Acropolis. | 4. Fragments at Delos and Rhenea. |
| 2. Athenian sepulchral ornaments and marbles. | 5. Capitals and triglyphs at Delos. |
| 3. Pnyx, the ancient place of parliament of the Athenians. | Several vignettes. |

‘The Temple of Apollo Epicurius at Bassæ, near Phigalia, and other Antiquities in the Peloponnesus.’

By Professor T. L. DONALDSON, Architect.

- | | |
|--|--|
| 1. North-east view of the Temple of Apollo Epicurius. | 7. Longitudinal section through the posticum and opisthodomus of the Temple of Apollo Epicurius. |
| 2. Plan of ditto. | 8. Details of the Ionic order of the interior of ditto. |
| 3. South elevation restored of ditto. | 9. Corinthian order and other details of ditto. |
| 4. Order of the peristyle of ditto. | 10. The lacunaria. |
| 5. Entablature of the order of the peristyle and roof of do. | Vignettes. |
| 6. Details of the Doric capital of ditto. | |

‘Description of the Entrance Gate to the City of Messene.’

By Professor T. L. DONALDSON, Architect.

- | | |
|---|---|
| 1. Entrance gate to Messene, plan, sections, and details. | 2. Plan, elevation, and section of a phylactorion or tower near Argos, on the road to Tripolezza. |
| | Vignettes. |

‘Description of the Subterraneous Chamber at Mycenæ, commonly called the Treasury of Atreas.’

By Professor T. L. DONALDSON, Architect.

- | | |
|---|--|
| 1. View of the entrance to the subterraneous chamber. | 4. Details of the subterraneous chamber. |
| 2. Plan of the subterraneous chamber. | 5. Restored elevation. |
| 3. Section of the chamber. | Vignettes. |

‘On the Form, Arrangement, and Construction of the Greek Theatre.’

By Professor T. L. DONALDSON, Architect.

- | | |
|--|---|
| 1. Plan of the theatre in the Grove of Æsculapius, near Epidaurus. | 3. Plans and details of a theatre at Dramyssus, near Joannina in Albania. |
| 2. Plan of the diazoma, elevation and section of the same, with the seats, &c. | 4. Plan of the theatre at Syracuse. |
| | 5. Details of ditto. |

‘Description of various Fragments from Athens, Delphi, and Asia Minor.’

By Professor T. L. DONALDSON, Architect.

- | | |
|---|---|
| 1. Marble stele in the possession of Mr. Gropius at Athens. | 4. Fragments from Halicarnassus, Teos, and the Temple of Apollo at Branchydæ, near Miletus. |
| 2. Terracotta antefixa, in the possession of Mr. Gropius at Athens; and marble fragments from Delphi. | 5. Tombs at Carpuseli in Asia Minor. |
| 3. Pilaster capitals from Stratonice and Halicarnassus. | Vignettes. |

‘Further Elucidations of STUART and REVETT’S Antiquities of Athens.’

By W. JENKINS, Architect.

- | | |
|---|---|
| <p>1. Plan of the existing lacunaria of the Temple of Theseus.</p> <p>2. Details of the capital of the opisthodomos of the same Temple.</p> | <p>3. Doric entablature at Athens.</p> <p>4. The entasis of various columns.</p> <p>5. Ditto.</p> |
|---|---|

‘The newly discovered Temple at Cadachio, in the Island of Corfu.’

By W. RAILTON, Architect.

- | | |
|--|--|
| <p>1. Ground plan of the Temple.</p> <p>2. Elevation of the front towards the sea.</p> <p>3. Details of the order.</p> | <p>4. Profiles, details of.</p> <p>5. Sections, elevation of ground, &c.
(16 Vignettes and 51 Plates.)</p> |
|--|--|

110.

Ornaments.

GRECIAN ORNAMENTS.

A SERIES of EXAMPLES, in 21 Plates, of GRECIAN ORNAMENT, in royal folio, very finely engraved from Drawings made by the most celebrated Architects. Price 15s.

CONTENTS OF THE WORK.

- | | |
|---|---|
| <p>Details of the ceiling of the Propylæa, at Eleusis.</p> <p>Order of the antæ of the inner vestibules, at Eleusis.</p> <p>Capital of the antæ at large, at Eleusis.</p> <p>Fragments found at Eleusis.</p> <p>Tiles and other details of the Temple of Diana Propylæa, at Eleusis.</p> <p>Capitals and profile of the Temple of Nemesis, at Rhamnus.</p> <p>Ornamental moulding, jambs, mouldings of interior cornice, the painted mouldings of the panels of the lacunaria, &c., of the Temple of Nemesis, at Rhamnus.</p> <p>Details of the roof, tiling, &c., of the Temple of Nemesis, at Rhamnus.</p> <p>The chairs and sepulchral bas-reliefs found in the cella of the Temple of Themis, at Rhamnus.</p> <p>Athenian sepulchral marbles, capitals, and triglyphs, at Delos.</p> <p>Entablature of the order of the peristyle and roof, ornaments, &c., of the Temple of Apollo Epicurius, at Bassæ.</p> <p>Details of sculptured and painted shafts of columns of the subterraneous chamber at Mycenæ.</p> | <p>Restored elevation to the entrance of the subterraneous chamber at Mycenæ, commonly called the Treasury of Atreus.</p> <p>Marble stele, in the possession of Mr. Gropius, at Athens.</p> <p>Terracotta antefixa, at Athens, and marble fragments from Delphi.</p> <p>Pilaster capitals from Stratonice and Halicarnassus.</p> <p>Fragments from Halicarnassus, Teos, and Temple of Apollo, at Branchydæ, near Miletus.</p> <p>Entasis of the columns of the portico of the Propylæa.</p> <p>—— of the north wing of the Propylæa.</p> <p>—— of the Temple of Theseus.</p> <p>—— of the Temple of Minerva, or Parthenon.</p> <p>—— of the choragic monument of Lysicrates.</p> <p>—— of the columns of the north portico of the Triple Temple, termed the Erechtheum.</p> <p>—— of the columns of the east portico of that Temple.</p> <p>—— of the Temple of Jupiter Panhellenius, at Ægina.</p> <p>—— of the columns of the pronaos of the same Temple.</p> |
|---|---|

This work is very desirable for Sculptors, Modellers, Masons, (in designing for Monuments, Tombs, Tablets, &c.,) Builders, and Architects. Those who possess the Dilettanti Work of the Unedited Antiquities of Attica, and the Supplementary Volume of Antiquities of Greece, Sicily, &c., will not need this work, as the subjects are selected from them.

111.

In one thin 8vo Vol., cloth boards, with 8 Plates, Price 7s.

AN ATTEMPT TO DETERMINE THE EXACT CHARACTER OF ELIZABETHAN ARCHITECTURE,

Illustrated by parallels of DORTON HOUSE, HATFIELD, LONGLEAT, and WOLLATON, in England, and the PALAZZO DELLA CANCELLARIA at Rome.

By JAMES HAKEWILL Architect.

LIST OF PLATES.

- | | |
|--|---|
| <p>1. Palazzo Della Cancellaria, by Bramante, 1495.—Longleat House, by John of Padua, 1567.</p> <p>2. Part of Hatfield House, 1611.—Wollaton Hall, by John Thorpe, 1580.</p> <p>3. Ground plan and one-pair plan of Dorton House, Bucks.</p> | <p>4. Screen in the Hall at Dorton House.</p> <p>5. Longitudinal section of staircase of do.</p> <p>6. Transverse section of staircase of do.</p> <p>7. Chimney-piece in Queen Elizabeth’s room, Dorton House.</p> <p>8. Ceiling in Queen Elizabeth’s room, do.</p> |
|--|---|

112.

Sixty Plates, title-page printed in colours and gold, elegantly half-bound in morocco, and lettered,
Price £1. 16s.

**SPECIMENS OF THE ARCHITECTURE OF THE REIGNS OF
QUEEN ELIZABETH AND KING JAMES I.**

From Drawings by CHARLES JAMES RICHARDSON, GEORGE MOORE, and other Architects, with
Observations and Descriptions of the Plates.

Eighteen Plates illustrate the Old Manor House, the Gardens, Terraces, &c., at Claverton, the
Seat of George Vivian, Esq.—six the Duke of Kingston's Picturesque House at Bradford—and eight
the princely Mansion of Lord Holland at Kensington.

The volume contains examples of Ceilings, Porches, Balustrades, Screens, Staircases, Monuments,
Pulpits, &c.; and a rich collection of Facsimiles of Old English Drawings, chiefly of John Thorpe,
the most eminent Artist in Queen Elizabeth's time.

113.

With Plates, 2 Parts, large 4to, Price £1. 1s.

**CLARKE'S ELIZABETHAN ARCHITECTURE—EASTBURY
HOUSE.**

114.

VITRUVIUS BRITANNICUS.

Containing 12 fine Plates, with Text, in a neat portfolio, Price in Columbian folio £3. 3s.

**HISTORY, ANTIQUITIES, AND ARCHITECTURE OF CASTLE
ASHBY,**

The Seat of the Most Noble the MARQUIS OF NORTHAMPTON, President of the Royal Society.
Illustrated by Plans, Elevations, and Internal Views of the Apartments, from actual Measurement.

By P. F. ROBINSON, Architect, V.P.I.B.A., F.S.A., &c.

115.

In Atlas folio, 12 fine Plates, with Text, in a portfolio, Price £3. 3s.

**HISTORY, ANTIQUITIES, AND ANCIENT ARCHITECTURE
OF WARWICK CASTLE,**

The Ancient Seat of the EARLS OF WARWICK in Warwickshire.

The Illustrations consist of Interior Views of the Apartments, with arrangements of Decoration and
Furniture, together with Plans, Elevations, and Sections of the Castle.

116.

Tudor Architecture.

In folio size, Price £1. 1s. in boards.

**BRIDGEN'S INTERIOR DECORATIONS, DETAILS, AND VIEWS
OF SEFTON CHURCH, IN LANCASHIRE.**

Erected by the Molineux family (the ancestors of the present Earl of Sefton), in the early part
of the reign of Henry VIII.

The Plates (34 in number) display the beautiful style of the Tudor Age in Details, Ornaments,
Sections, and Views, etched in a masterly style of Art.

117.

Gothic Architecture.

In Imperial 8vo, Price 16s. in extra cloth boards, and lettered.

A SERIES OF ANCIENT BAPTISMAL FONTS, NORMAN, EARLY ENGLISH, DECORATED ENGLISH, AND PERPENDICULAR ENGLISH.

Drawn by F. SIMPSON, Jun., and Engraved by R. ROBERTS.

Containing 40 very beautifully engraved Plates, in the best style of the Art, and the Text written by an accomplished and talented Gentleman, whose attainments in Architecture are well known and appreciated.

A few copies on large paper, Price £1. 8s.; and only two copies India proofs, with Etchings, £2. 2s.

118.

2 Vols. folio, with 130 Plates, Price £4. 4s.

MEMORIALS OF ANCIENT GERMAN GOTHIC ARCHITECTURE;

Or, the ARCHITECTURAL ANTIQUITIES OF GERMANY.

By GEORGE MOLLER, of Darmstadt, Architect to the Grand Duke of Hesse.

With a Description of each Edifice, and an Essay on the Origin and Progress of Gothic Architecture, with reference to its Origin and Progress in England; in the German Language, accompanied by an English Translation

By W. H. LEEDS.

'The Transition, or Early German, has not yet, so far as I know, received much distinct attention. Dr. Moller, however, in the course of his valuable Denkmaehler, has recently given us excellent representations of the Cathedral at Limburg, on the Lahn, which is a very admirable specimen of this kind; and has noticed the intermediate and transition place which this edifice seems to occupy in the development of the German style.'—Whewell's Notes on German Churches, p. 25.

'Dr. Moller's work (Denkmaehler der Deutschen Baukunst) already contains excellent specimens of every style of German buildings, and offers additional interest and beauty in each new number.—Whewell's Notes on German Churches, pp. 28, 29.

'The Church of St. Catharine, at Oppenheim, near Worms, also in part a ruin, is another fine example of this style, and has been worthily illustrated in the magnificent work of Dr. Moller.'—Ibid. p. 113.

119.

8vo, cloth boards, and lettered, Price 8s.

THE TEXT OF MOLLER'S GERMAN GOTHIC ARCHITECTURE,

Translated, with Notes, &c., by W. H. LEEDS.

Separate from the folio.

120.

Price 12s.

PARLIAMENTARY AND PUBLIC BUILDINGS:

Controversial Tracts, by Sir EDWARD CUST, THOMAS HOPPER, Esq., BENJAMIN FERRY, Esq., Colonel JACKSON, C. FOWLER, Esq., A. W. PUGIN, Esq., J. HAKEWILL, Esq., the late WILLIAM WILKINS, Esq., W. R. HAMILTON, Esq., and GEORGE VIVIAN, Esq.; twelve in number.

121.

Plates, Third Edition, Price 6s.

GWILT'S (J.) EXAMPLES OF SHADOWS.

122.

Very neatly half-bound in morocco, gilt tops, Price £3. 3s.

ARCHITECTURE OF THE METROPOLIS.

A new and considerably enlarged Edition, with many Additional Subjects and Plates, of
ILLUSTRATIONS OF THE PUBLIC BUILDINGS OF LONDON.

In 2 Volumes 8vo, with 165 Engravings, originally edited by the late AUGUSTUS PUGIN,
 Jos. GWILT, BRITTON, and others, and now newly edited and enlarged

By W. H. LEEDS.

Manifold as are the publications which represent the various structures of the metropolis, this is the only work which describes them, not *ad libitum*, in views which, even when perfectly correct, show no more than the general aspect and locality of each building from a certain point, and consequently afford no information beyond mere external appearance—but exhibits them *architecturally* by means of plans, elevations, and occasionally both sections and interior perspective views. Thus a far more complete and correct knowledge may be obtained of each edifice, in its entire arrangement in all its parts and dimensions, than by pictorial views of them.

As studies for the Architect, the subjects contained in these volumes strongly recommend themselves,—more particularly so, as of the

majority of them no plans and elevations are to be met with in any other publication, which materially enhances the interest of this collection, and it preserves to us authentic and tolerably complete records of many buildings which no longer exist. Among these are CARLTON HOUSE, illustrated with several Plates, including sections, and a plan of the private apartments; the late ENGLISH OPERA HOUSE; Mr. NASH'S GALLERY, which has since been dismantled of its embellishments; and THE ROYAL EXCHANGE.

Among the subjects introduced in this new edition will be found the following:—The TRAVELLERS' CLUB HOUSE—LONDON UNIVERSITY—ST. GEORGE'S HOSPITAL—GATEWAY, Green Park—POST OFFICE—FISHMONGERS' HALL—ST. DUNSTAN'S, Fleet Street, &c., &c.

List of Plates and Subjects (short abstract of):

VOL. I.—Adam, R., architect.—All Saints' Church, Poplar.—All Souls' Church, Langham Place.—Ancient Theatres.—Astley's Amphitheatre.
 Beazley, S., architect.—Berlin, theatre at.—Bordeaux, theatre at.—St. Bride's Church, Fleet Street; spire, interior, and altar-piece.—Burton, Decimus, architect.
 Chelsea, church of St. Luke at.—Churches, remarks on galleries in.—Cockerell, C. R., architect.—Colosseum.—Covent Garden, St. Paul's Church.—Covent Garden Theatre.
 Dimensions of domes.—Diorama.—Domes, table of dimensions of the principal ones.—Drury Lane Theatre.—Dunstan's, St., in the East, tower of.—Dunstan's, St., in the West, Fleet Street.
 Elmes, Mr.; his plan for improving the area around St. Paul's.—English Opera House.
 Gallery, Royal, and staircase, House of Lords.—George's, St., in the East.—George's, St., Bloomsbury, its steeple.—Gibbs, James, architect.
 Halls, dimensions of.—Hanover Chapel.—Hardwick, T., architect.—Hawksmoor, Nicholas, architect.—Haymarket Theatre.—Henry the Seventh's Chapel.—Hosking, Mr.—Hope, Mr.—House of Lords, staircase, and Royal gallery.
 Inwood, Messrs., architects.
 James's, St., Piccadilly.—James's, St., Theatre.—Jones, Inigo, architect.
 Knights Templars.—Knights Hospitallers.
 Law Courts, Westminster.—Lyccum Theatre.
 Mary, St., Woolnoth, church of.—Mary-le-bone Church, account of.—Mary-le-Bow, St., church, steeple.—Mikhaclou, architect.—Moller, architect.—Monuments, at St. Paul's.
 Nash, J., architect.—Newman, J., architect.
 Opera House, Italian.
 Paul's, St., Cathedral; description of the former cathedral; history of the present edifice; description; compared with St. Peter's; monumental sculpture.—Paul's, St., Covent Garden.—Peter-le-Poor, St., church

of.—Porticoes, remarks on, by J. B. Papworth.—Pugin, A., architect.
 Ralph, his opinion on St. Stephen's, Walbrook; St. Paul's Covent Garden.—Repton, G. S., architect.—Royal Amphitheatre, Westminster.
 Savage, James, architect; his justification of the tower of Chelsea Church.—Shaw, J., architect.—Smirke, Sir R., architect.—Soane, Sir J., architect.—Spires, remarks on.—Stephen's, St., Walbrook.
 Temple Church, history; monuments; description.—Theatres, remarks on.—Thomond, architect.
 Walbrook, St. Stephen's.—Walpole, Horace, his opinion of St. Paul's, Covent Garden.—Westminster Abbey.—Westminster Hall.—Willement, T., painted window by, in St. Dunstan's West.—Willson, E. J., remarks on spires by; description of Westminster Hall.—Wren, Sir Christopher.—Wyatt, Benjamin, architect.

VOL. II.—Abraham, R., architect.—Adam, Robert, architect.—Arch, Green Park.—Ashburnham House.
 Bank of England, account of; New Dividend Pay Office.—Basevi, G., architect.—Banqueting House, Whitehall.—Barry, C., architect.—Barry, James, painter.—Belgrave Square.—Bethlehem Hospital.—Blackfriars' Bridge.—Bonomi, Jos., architect.—Bridges, London Bridge.—British Museum, account of; description of the new building.—Brooks, W., architect.—Burlington House.—Burton, D., architect.
 Carlton Palace.—Chambers, Sir W., architect.—Christ's Hospital, new Hall.—Club House, Travellers'.—Club House, Union.—Club House, University.—Cockerell, C. R., architect.—College of Physicians, Warwick Lane.—College of Physicians, Pall Mall East.—Column, the York.—Corn Exchange; Old Exchange described.—Cornwall Terrace.—County Fire Office.—Custom House.—Cunningham, Allan.
 Dance, Mr., architect.—Dodd, Ralph, engineer.
 Eaton Square.

Fishmongers' Hall; former building; new Hall; interior described.—Freemasons' Hall.
 Galleries, dimensions of various.—Gandy-Deering, architect.—George's, St., Bloomsbury, portico of.—Grecian architecture, modern, remarks on.—Greenough's, Mr., Villa.
 Holkham House.—Holland, H., architect.—Hope's, Mr., House.—Horse-Guards.—Hospital, Bethlehem.—Hospital, St. George's.
 India House.—Intercolumniation, remark on the term.
 Jones, Inigo.—Jupp, R., architect.
 Kendall, H. E., architect.—Kent, W., architect.—King's College.
 Labelye, architect.—Lewis, J., architect.—Libraries, dimensions of some.—London Institution.—London University.—London Bridge, the old one; the new one.
 Mansion House.—Mark's, St., North Audley Street.—Museum, British.—Museum, Soanean.—Mylne, R., architect.
 Nash, J., architect.—Nash's, J., House and Gallery.—National Gallery.—Newgate.
 Palace, the new; interior; sculpture gallery; state apartments.—Papworth's, Mr., remarks on Somerset House; on English Villas.—Pimlico Institution, portico of.—Pitts, W., sculpture by, in the new Palace.—Ponz,

remark by, on the Royal Exchange.—Portico, St. George's Hospital; National Gallery; London University; St. Martin's; St. George's, Bloomsbury; Carlton Palace.—Post Office.—Privy Council Office, &c., account of.
 Ralph, Mr.—Regent's Park.—Rennie, J., engineer.—Roberts, H., architect.—Royal Exchange; destruction of the building by fire.—Russell Institution.
 Sandby, T., architect.—Saunders, G., architect.—Shaw, J., architect.—Sion Park Gateway.—Smirke, Sir Robert, architect.—Smith, G., architect.—Soane, Sir J., architect, his House and Museum.—Society of Arts.—Somerset House.—Southwark Bridge.
 Taylor, Sir R., architect.—Telford, Mr., his opinion of the Mansion House.—Temple Bar.—Terraces in Regent's Park.—Travellers' Club House.
 Vardy, Mr., architect.—Vauxhall Bridge.—Villa, Mr. Burton's.—Villa, Mr. Greenough's.—Villa, Mr. Kemp's.
 Union Club House.—University Club House.—Uxbridge House.
 Walker, James, engineer.—Walpole, Horace, his character of Lord Burlington; remark on Burlington House.—Ware, S., architect.—Waterloo Bridge.—Westminster Bridge.—Wellington House.—Wilkins, W., architect.—Wren, Sir C., architect.
 York Column.—York Stairs Water-gate.

123.

Royal 8vo, 18 Engravings, cloth boards, Price 15s.

ILLUSTRATIONS OF THE PUBLIC BUILDINGS OF LONDON,

With descriptive Accounts of each Edifice.

SUPPLEMENT:

Containing the NEW SUBJECTS, and DESCRIPTIONS by W. H. LEEDS, incorporated in the second edition, and now sold separately for the accommodation of those possessing the first edition.

Also a few copies in Imperial 8vo, for large paper copies of the first edition, Price 15s.

124.

DOMESTIC ARCHITECTURE.

In large 4to, with 19 fine Engravings, Price £1. 1s. extra cloth boards, or on large paper, proof impressions, Price £1. 11s. 6d.

ARCHITECTURA DOMESTICA.

By A. DE CHATEAUNEUF, Architect, of Hamburgh.

Being a Series of very tasty Examples of Interiors and Exteriors of Residences of the Gentry erected in Hamburgh and its neighbourhood; principally in the Italian Style, with Ornamental Pleasure Grounds, Verandas, detached Cottages, &c., &c.

LIST OF PLATES.

1. Seat in the park at Ham of Charles Sieveking, Esq., Syndic of the city of Hamburgh; also, Cottage of Cæsar Godefroy, Esq.
2. Gardner's Lodge of wood, orangery, &c., near Lubeck.
3. Dwelling House in Ham Park, with Grecian interior, and plan.
4. Details, veranda, &c.
5. Saloon, with wood ornaments and fittings.
6. Plan of house and grounds, and view of Dr. Buchholtz's House, near Lubeck.
- 7 and 8. Plans and elevations of Houses, with sections, in the Italian style, erected on the basin of Alster.
9. Club House in the Farnesian style, with plan, and an interior section.
10. Monuments of the families of Sieveking and Nolting, in the new churchyard near Lubeck.
- 11 to 18. The House of Dr. Augustus Abendroth. "The arrangement of this house, as the residence of a wealthy family, which, on occasion of great festivities, desires to display a noble magnificence, will be easily understood by the plans, sections, and details."
 The illustrations consist of plans of ground and principal story, terraces, &c.; plans, out-houses, and offices, decorative ceilings, grand façade, longitudinal section, details of windows, consoles, &c.; grand marble decorative staircase, grand fresco and statue hall, &c.
19. Grand entrance porch, door, &c.

125.

ARCHITECTURE.

To be continued, in 4to, with Illustrations, Price 7s. 6d.

WEALE'S QUARTERLY PAPERS ON ARCHITECTURE.

The object of this entirely new work is to treat of Architecture as a fine and useful Art; together with occasional Biography and Reviews of Books.

Professional Architects and promoters of this Art are invited to send their contributions, addressed to Mr. WEALE.

126.

Second Edition, 4to, Price £1. 1s.

DESIGNS FOR VILLAS AND OTHER RURAL BUILDINGS.

By the late EDMUND AIKIN, Architect.

Engraved on 31 Plates, with Plans and Elevations, coloured, and an Introductory Essay, containing Remarks on the prevailing Defects of Modern Architecture, and on the Investigation of the Style best adapted for the Dwellings of the Present Times. Dedicated to the late Thomas Hope, Esq.

'Modern Architects profess to imitate antique examples, and do so in columns, entablatures, and details, but never in the general effect. Is it that they imitate blindly, and without penetrating into those principles and that system which is superior to the details that guide them? This is a subject which it may be useful and interesting to pursue.'—Vide Introduction.

127.

8vo, with Plates, Price 7s.

COTTAGES AND HOUSES FOR THE PEASANTRY AND EMIGRANTS.

ELEMENTARY AND PRACTICAL INSTRUCTIONS ON THE ART OF BUILDING COTTAGES AND HOUSES FOR THE HUMBLER CLASSES:

An easy Method of constructing Earthen Walls, adapted to the Erection of Dwelling-houses, Agricultural, and other Buildings, surpassing those built of Timber in comfort and stability, and equalling those built of Brick, and at a considerable saving. To which are added, Practical Treatises on the Manufacture of Bricks and Lime; on the Arts of Digging Wells and Draining; Rearing and Managing a Vegetable Garden; Management of Stock, &c. For the use of Emigrants; for the better Lodging of the Peasantry of Great Britain and Ireland; and the Improvement of those Districts to which the benevolence of Landed Proprietors is directed.

By WILLIAM WILDS, Surveyor.

The work contains:—

- | | |
|--|--|
| <p>CHAP. I. The Art of constructing Houses and Cottages with Earthen Walls made easy, being intelligible to all classes, and to the most ignorant in building, with Wood-cuts of tools, plans and sections, &c.</p> <p>II. On Bricks; how they are to be advantageously applied in conjunction with rammed earth; rules for selecting the best earth, &c.</p> <p>III. On the Manufacture and Choice of Bricks.</p> | <p>IV. On the various Properties, Uses, and Manufacture of Lime.</p> <p>V. On Well-digging, Draining, Well-sinking, &c.; on Fuel, on Gardening; what quantity of Land will keep a Family in culinary Vegetables; Pork, Eggs, Milk, and Bread Corn; on the Keeping of Cows, Hogs, Poultry, Bees, and the Art of making Candles, Soap, Storing Fruit, Roots, &c.</p> |
|--|--|

128.

In 4to Plates, very neatly coloured, cloth boards and lettered, Price 16s.

A SERIES OF DESIGNS FOR VILLAS AND COUNTRY HOUSES,

Adapted with Economy to the Comforts and to the Elegancies of Modern Life, with Plans and Explanations to each.

By C. A. BUSBY, Architect.

129.

Engraved in aquatinta and coloured, 38 Plates. Quarto. Price £1. 4s.

ARCHITECTURAL SKETCHES FOR COTTAGES, RURAL DWELLINGS, AND VILLAS;

With Plans, suitable to persons of genteel life and moderate fortune, proper for Picturesque Buildings.

By R. LUGAR, Architect.

130.

16 Plates, large 4to, Price 16s.

DESIGNS FOR RURAL CHURCHES.

By GEORGE E. HAMILTON, Architect.

131.

In 4to, with 5 Plates, in boards, Price 10s. 6d.

OBSERVATIONS ON THE CONSTRUCTION AND FITTING UP OF MEETING HOUSES, &c., FOR PUBLIC WORSHIP;

Illustrated by Plans, Sections, and Descriptions, including one erected in the City of York; embracing, in particular, the METHOD of WARMING and VENTILATING.

By Mr. ALEXANDER, of York.

*** This work is quoted and recommended by Tredgold in his work on a similar subject.*

132.

In 4to, 40 Plates, cloth boards, Price 10s. 6d.

NOUVELLE COLLECTION D'ARABESQUES,

Propres à la Décoration des Appartemens; dessinées à Rome, par L. POUISSIN et autres célèbres Artistes.

Par ALEXANDER LENOIR.

FURNITURE AND INTERIOR DECORATIONS.

133.

Royal 4to, Price £1. 1s.

CHIPPENDALE'S 133 DESIGNS of INTERIOR DECORATIONS in the OLD FRENCH STYLES, for Carvers, Cabinet-Makers, Ornamental Painters, Brass-Workers, Modellers, Chasers, Silversmiths, General Designers, and Architects. Fifty Plates 4to, consisting of Hall, Glass, and Picture Frames, Chimney-pieces, Stands for China, &c., Clock and Watch Cases, Girandoles, Brackets, Grates, Lanterns, Ornamental Furniture, and Ceilings.

134.

In large folio, 126 Plates, boards, Price £3. 3s.

ETCHINGS, representing the BEST EXAMPLES of ANCIENT ORNAMENTAL ARCHITECTURE, drawn from the Originals in Rome. FRAGMENTS of GRECIAN ORNAMENT. By C. H. TATHAM, Architect.

135.

11 Plates, 4to, Price 7s.

CHIPPENDALE'S DESIGNS for Sconces, Chimney and Looking-Glass Frames, in the old French style: adapted for Carvers and Gilders, Cabinet-Makers, Modellers, &c.

136.

On 33 folio Plates, engraved in imitation of Chalk Drawings, Price 15s.

ORNAMENTS DISPLAYED, on a full size for working, proper for all Carvers, Painters, &c., containing a variety of accurate Examples of Foliage and Friezes.

137.

15 Plates, 4to, Price 10s. 6d.

SPECIMENS OF THE CELEBRATED ORNAMENTS and INTERIOR DECORATIONS of the AGE of LOUIS XIV., selected from the magnificent work of Meissonnier.

138.

In Imperial 4to, with 50 fine Engravings, and 2 fine Wood-cuts of the past and present Entrances at Hyde Park Corner, Drawings contributed by DECIMUS BURTON, Esq. Half-bound in morocco, Price £ 2. 8s.

DESIGNS OF ORNAMENTAL GATES, LODGES, PALISADING, AND IRON-WORK OF THE ROYAL PARKS,

With some other Designs equal in utility and taste, intended for those designing and making Parks, Terraces, Pleasure-walks, Recreative Grounds, &c.; principally taken from the executed works of Decimus Burton, Architect; John Nash, Architect; Sydney Smirke, Architect; Sir John Soane, Architect; Robert Stevenson, C.E.; Sir John Vanbrugh, Architect; and Sir Christopher Wren, Architect.

THE FOLLOWING IS A LIST OF THE SUBJECTS.

- | | |
|--|--|
| <ol style="list-style-type: none"> 1. Gates to the Royal Entrance to St. James's Park. 2. Compartment of ditto, enlarged. 3. Plan of St. James's Park. 4. Plan of Hyde Park. 5. Plan of Regent's Park. 6. Marble Arch, Buckingham Palace, plan and elevation. 7. Pimlico Lodge of ditto, plan and elevation. 8. Colonnade, Hyde Park, entrance from Piccadilly, plan and elevation. 9. Entrance to the Green Park, Piccadilly, front and side elevations and plan. 10. Hyde Park Lodge, front and side elevations and plan. 11. Humane Society Receiving House, plan and elevation. 12. Grosvenor Lodge, front and side elevations and plan. 13. Stanhope Lodge, front and side elevations and plan. 14. Cumberland Lodge, front and side elevations and plan. 15. Gloucester Lodge, elevation and plan. 16. Hanover Lodge, elevation and plan. 17. Lamp at Hyde Park Corner, with the details. 18. Gates centre of Colonnade, Hyde Park. 19. Details of ditto, quarter full size. 20. Railing at the head of the Serpentine River, Dwarf Gates to Royal Entrance, Dwarf Railing to Lodge, Hyde Park. 21. Stanhope Gate Rails, Hyde Park. 22. Cumberland Gate Rails, Hyde Park. 23. Parts and details of preceding. | <ol style="list-style-type: none"> 24. Railing, Park Square, Regent's Park. 25. York Gates Railing, Regent's Park. 26. Railing, York Terrace, ditto. 27. Railing, Chester Terrace, ditto. 28. Railing to Cambridge and Gloucester Terraces, ditto. 29. Foot-gate and half of Carriage-gate, Cambridge Place, ditto. 30. Railing, Gloucester Gate, ditto. 31. Railing, Clarence Gate, ditto. 32. Ditto, ditto, ditto. 33. Railing, Hanover Gates, ditto. 34. Railing, Sussex Terrace, ditto. 35. Railing, Hanover Terrace, ditto. 36. Lamp and Railing, Chelsea Hospital. 37. Parts of Iron-work, ditto, to a larger scale. 38. Gates, Hampton Court, (Sir C. Wren.) 39. Ditto, ditto, ditto. 40. Parts of Iron-work, ditto, ditto. 41. Iron-work of King's Staircase, ditto. 42. Iron-work of Queen's Staircase, ditto. 43. Plan and elevation of Entrance Lodges and Iron Gates at Greenwich, (Sir C. Wren.) 44. Ditto, ditto, larger scale. 45. Iron Gates at Gunnersbury Park. 46. Plan, elevation, and details of ditto. 47. Old Buckingham Palace Entrance, Iron Gates in 1737. 48. Lamp, Stirling Castle. 49 & 50. Elevations of Gates and Palisading at the Palace of the Grand Sultan at Constantinople. |
|--|--|

The whole accurately and tastefully engraved, made applicable as working drawings, and as examples of a superior style.

139.

In Imperial 8vo, 41 Plates, extra cloth boards, Price 16s.

DESIGNS (QUITE NEW) FOR MONUMENTS AND CHIMNEY-PIECES.

By WILLIAM THOMAS, Architect.

Tombs, Monuments, for Churches, Chapels, and Burial Grounds, 17 Plates. Chimney-pieces, in several styles, 24 Plates.

140.

Finely Engraved Work. In small folio, 25 fine Plates, very neatly half-bound in morocco. Price £ 1. 16s.

DESIGNS FOR SEPULCHRAL MONUMENTS.

By C. TOTTIE, Archt. and C.E.

141.

One large 4to. The Plates engraved in the finest style of Art. Cloth boards, lettered, Price £1. 10s.

THE MONUMENTAL REMAINS OF NOBLE AND EMINENT PERSONS,

Comprising the Sepulchral Antiquities of Great Britain, engraved from Drawings by

EDWARD BLORE, Architect, F.S.A.

With Historical and Biographical Illustrations.

CONTENTS.

- | | |
|--|--|
| <ol style="list-style-type: none"> 1. Eleanor, Queen of Edward the First. <i>Westminster Abbey</i>.—1290. 2. Effigy of the same. 3. Brian Fitzalan, Baron of Bedale. <i>Bedale Ch.</i>—1301. 4. Aymer de Valence, Earl of Pembroke. <i>Westminster Abbey</i>.—1324. 5. Sir James Douglas. <i>Douglas Church</i>.—1331. 6. Gervase Alard, Admiral of the Cinque Ports. <i>Winchelsea Church</i>.—No date. 7. Philippa, Queen of Edward the Third. <i>Westminster Abbey</i>.—1369. 8. Effigy of the same. 9. Thomas Beauchamp, Earl of Warwick. <i>Beauchamp Chapel, Warwick</i>.—1370. 10. Edward, Prince of Wales. <i>Canterbury Cathedral</i>.—1376. 11. Effigy of the same. 12. King Edward the Third. <i>Westminster Abbey</i>.—1377. 13. Effigy of the same. 14. Thomas Hatfield, Bishop of Durham. <i>Durham Cathedral</i>.—1381. 15. William of Wykham, Bishop of Winchester. <i>Winchester Cathedral</i>.—1404. 16. Effigy of the same. | <ol style="list-style-type: none"> 17. John Gower. <i>St. Saviour's Church, Southwark</i>.—1408. 18. King Henry the Fourth and his Queen. <i>Canterbury Cathedral</i>.—1412. 19. Effigy of the same. 20. Thomas Fitzalan, Earl of Arundel. <i>Arundel Church</i>.—1415. 21. Ralph Neville, Earl of Westmorland. <i>Staindrop Church</i>.—1425. 22. Archibald, 5th Earl of Douglas. <i>Douglas Church</i>.—1438. 23. Richard Beauchamp, Earl of Warwick. <i>Beauchamp Chapel, Warwick</i>.—1439. 24. Effigy of the same. 25. John Beaufort, Duke of Somerset. <i>Wimborn Minster</i>.—1444. 26. Humphrey, Duke of Gloucester. <i>St. Alban's Abbey</i>.—1446. 27. Sir John Spencer. <i>Brington Church</i>.—1522. 28. Archbishops Warham and Peckham.—<i>Canterbury Cathedral</i>.—1532. 29. Margaret Plantagenet, Countess of Salisbury. <i>Christ's Church, Hampshire</i>.—1541. 30. Sir Anthony Browne. <i>Battle Abbey</i>.—1548. |
|--|--|

142.

A new work. In 1 Vol. 8vo, with Plates, Price 7s. 6d. in cloth boards.

THE STUDENT'S, BUILDER'S, & ARCHITECT'S INSTRUCTOR

IN THE ART AND PRACTICE OF MEASURING THE VARIOUS ARTIFICERS' WORK
IN BUILDING GENERALLY.

A COMPLETE CODE of INSTRUCTIVE RULES and EXAMPLES in the PRACTICE of MEASURING, ABSTRACTING, Bringing the Quantities into Bill, and Valuing the several Works performed by the different Artificers in the Erection of Buildings.

By a RETIRED ARCHITECT, formerly of extensive practice, and revised by

E. DOBSON, Assoc. Inst. C.E.

The Contents of the Chapters are as follows:

- | | |
|---|--|
| <p>Introductory remarks and objects of the work.</p> <p>On measuring.</p> <p>— abbreviation.</p> <p>— rotation.</p> <p>— abstracting and bringing the quantities into bill.</p> <p>— valuation.</p> <p>— finding and calculating the decimal for day labour.</p> <p>Measurement of digging.</p> <p>— in sidelong ground.</p> <p>Brick-work of different kinds.</p> <p>—, valuation of, with an engraving, illustrating the mode of measuring, &c.</p> <p>—, abstraction of, rotation, &c., and calculation of labour.</p> <p>Paving, measurement and valuation of.</p> <p>Slaters' work, tiling, &c. do.</p> <p>Carpenter and joiners' work of the several kinds,</p> | <p>valuation of, with four engravings, exhibiting the mode of measuring and valuing floors, the interior of rooms, centering, bracketing, pilasters, &c., door cases, linings, sashes and frames, shutters, staircases, &c.</p> <p>Sawyers' work.</p> <p>Stone masons' work, measurement and valuation of the different kinds, with two engravings, showing the mode of measuring staircases, steps, landings, copings, window sills, curbs, string-courses, plinths, architraves, niches, columns, blockings and cornices, stone facings, &c.</p> <p>Plasterers' work, measurement of, rotation, &c., with one explanatory engraving.</p> <p>Smith and ironmongers' work.</p> <p>Plumbers' work, valuation of.</p> <p>Painter and glaziers' work, do.</p> <p>Paper-hangers' work, do.</p> |
|---|--|

143.

In long and narrow size, for the Workman's pocket, bound, Price 2s. 6d.

THE IMPROVED PORTABLE MEASURER;

Containing new sets of Tables for Solid and Superficial Measurement; with Scales of Prices, and other useful Calculations.

By JAMES HAVILAND, Timber Surveyor, &c.

144.

In 8vo, illustrated with a very fine Frontispiece of ST. PAUL'S CATHEDRAL, by GLADWIN. Extra cloth boards, Price 10s. 6d.

THE PROFESSIONAL PRACTICE OF ARCHITECTS AND THAT OF MEASURING SURVEYORS,

And Reference to BUILDERS, &c., &c., from the time of the celebrated EARL OF BURLINGTON.

By JAMES NOBLE, Architect, F.I.B.A.

145.

4to, Price £1. 1s. Revised and corrected, bound and lettered.

THE CARPENTER AND JOINER'S ASSISTANT;

Containing Practical Rules for making all kinds of Joints, and various methods of hingeing them together; for hanging of Doors; for fitting up Windows and Shutters; for the construction of Floors, Partitions, Soffits, Groins, Arches for Masonry; for constructing Roofs in the best manner from a given quantity of Timber, &c. Also Extracts from M. Belidor, M. du Hamel, M. de Buffon, &c., on the Strength of Timber. Illustrated with 79 Plates.

By PETER NICHOLSON, Architect.

146.

The Sixth Edition, Price 18s. bound.

THE PRACTICAL HOUSE CARPENTER, OR YOUTH'S INSTRUCTOR;

Containing a great variety of useful Designs in Carpentry and Architecture; as Centering for Groins, Niches, &c.; Examples for Roofs, Skylights, &c.; Designs for Chimney-pieces, Shop Fronts, Door Cases; Section of a Dining-Room and Library; variety of Staircases, with many other important Articles and useful Embellishments. The whole illustrated and made perfectly easy by 148 quarto Copper-plates, with Explanations to each.

By WILLIAM PAIN.

147.

12mo, Price 3s. 6d.

A MANUAL OF THE LAW OF FIXTURES.

By DAVID GIBBONS, Esq., of the Middle Temple, Special Pleader.

** A work purposely written for the use of Builders, House Agents, and House and Land Proprietors.

148.

In demy 8vo, cloth boards, Price 9s.

A TREATISE ON THE LAW OF DILAPIDATIONS AND NUISANCES.

By DAVID GIBBONS, Esq., of the Middle Temple, Special Pleader.

Dedicated to the Honourable Sir John Taylor Coleridge, Knt., one of her Majesty's Justices of the Court of Queen's Bench.

149.

Second Edition, in 8vo, extra cloth boards, 10 Plates, Price 7s. 6d.

PERSPECTIVE SIMPLIFIED;

Containing a new PRELIMINARY CHAPTER, in which the subject is treated in the most plain and easy manner, for the convenience of readers not acquainted with Geometry.

By Z. LAURENCE, Esq.

150.

In small 8vo, for a Pocket-Book. A New Edition, with the Government Tables of Annuities. Price 7s. boards.

TABLES FOR THE PURCHASING OF ESTATES,

Freehold, Copyhold, or Leasehold, Annuities, &c., and for the Renewing of Leases held under Cathedral Churches, Colleges, or other Corporate Bodies, for Terms of Years certain, and for Lives; also, for valuing Reversionary Estates, Deferred Annuities, Next Presentations, &c. Together with several useful and interesting Tables connected with the subject. Also, the Five Tables of Compound Interest.

By W. INWOOD, Architect and Surveyor.

151.

In 8vo, cloth boards, Price 5s.

THE INVENTOR'S MANUAL:

A Familiar and Practical Treatise on the Law of Patents.

By J. TOWNE DANSON and G. DRYSDALE DEMPSEY.

152.

8vo, with Plates, Price 7s.

VENTILATION, WARMING, AND TRANSMISSION OF SOUND.

REPORT OF THE COMMITTEE OF THE HOUSE OF COMMONS ON VENTILATION, WARMING, AND TRANSMISSION OF SOUND.

Abbreviated, with Notes. By W. S. INMAN, Architect, F.I.B.A.

153.

Price 2s. 6d., pocket size, boards.

THE BUILDING ACT (at large), with side References,

Extracts from the Sweeps' Acts, and Explanatory Notes and Cases.

By A. AINGER, Architect.

154.

Second Edition. In 8vo, boards, Price 6s.

METEOROLOGICAL OBSERVATIONS AND ESSAYS.

By JOHN DALTON, D.C.L., F.R.S., &c., &c.

155.

In 8vo, Vol. 1. Parts I. and II., and Vol. 2. Part I., with Plates, Price £1. 11s. 6d. in boards.

A NEW SYSTEM OF CHEMICAL PHILOSOPHY.

By JOHN DALTON, D.C.L., F.R.S., &c., &c.

156.

8vo Volume, with a folding Plate, Price 5s.

ON THE SAFETY LAMP,

For Preventing Explosions in Mines, Houses lighted by Gas, Spirit Warehouses, or Magazines in Ships, &c.; with Researches on Flame.

By SIR HUMPHREY DAVY, Bart.

157.

New Edition, Price in sheet, coloured, £1. 1s. Mounted in case, Price £1. 5s.

A LARGE GEOLOGICAL MAP OF CENTRAL AND WESTERN EUROPE,

INCLUDING THE BRITISH ISLES, FRANCE, GERMANY, AND THE ADJACENT COUNTRIES.

Originally compiled by DR. H. VON DECHEN, Professor in the Berlin University, with many additions of recent information respecting the Geology of the BRITISH ISLES, BELGIUM, &c.

By W. HUGHES, F.R.G.S.

158.

A new Edition. One large sheet, very accurately coloured, Price 15s.

GEOLOGICAL STRUCTURE OF ENGLAND, IRELAND, AND SCOTLAND.

An Index Geological Map of the British Isles; constructed from published documents, communications of eminent Geologists, and personal investigation.

By JOHN PHILLIPS, F.R.S., G.S., Professor of Geology in King's College, London.

Engraved by J. W. LOWRY.

Mounted in a case, Price 18s.; on black roller, 22s.; mahogany do., 23s. 6d.

159.

In 1 Vol. 8vo, with Plates, Price 6s. cloth boards.

PRINCIPLES OF MATHEMATICAL GEOGRAPHY;

Comprehending a Theoretical and Practical Explanation of the CONSTRUCTION OF MAPS, with Rules for the Formation of the various kinds of MAP PROJECTIONS.

WITH AN APPENDIX ON PHYSICAL GEOGRAPHY.

By W. HUGHES, F.R.G.S., Professor of Geography in the College for Civil Engineers, &c., &c.

'Well and lucidly done: the Appendix is remarkable for its proof, in a very few pages, of the Author's perfect mastery of a very difficult and extensive subject.'—*Examiner*.

160.

In royal 4to, Parts I. and II., Price 3s. 6d. and 2s. 6d.

ATLAS OF CONSTRUCTIVE GEOGRAPHY.

FOR THE USE OF STUDENTS.

By W. HUGHES, F.R.G.S., Professor of Geography in the College for Civil Engineers, &c., &c.

PLATES OF BRIDGES.

161.

3 feet 6 inches by 2 feet, on a scale of 25 feet to an inch, Price £1. 1s.

LONDON BRIDGE;

A large magnificent Plate, containing plan and elevation of this great National Work, with the very interesting reference of dimensions, materials, time, and cost; engraved in the best style and elaborately finished by J. W. LOWRY, under the direction of B. ALBANO, C.E., M.Inst.C.E., and from his Original Drawing.

Made from Original Drawings and Admeasurements on the Works.

Constructed by Sir JOHN RENNIE, C.E., F.R.S.

This splendid Engraving, upon which much time has been expended to obtain the greatest accuracy, is submitted to the Civil Engineer and Architect, as an example of a work so intimately connected with their professional engagements, and to the amateur as a monument of British Art.

- | | |
|--|--|
| <p>162. Plan, elevation, and section of LONDON BRIDGE, imperial folio, Price 2s. 6d.</p> <p>163. Plan of coffer-dam of ditto, imperial folio, 2s. 6d.</p> <p>164. Details of ditto, imperial folio, 2s. 6d.</p> <p>165. Section, &c. of abutments and stairs, imperial folio, 2s. 6d.</p> <p>166. Section through piers; plans showing the foundations at several levels, imperial folio, 2s. 6d.</p> <p>167. Centres of ditto, imperial folio, 2s. 6d.</p> <p>168. Elevation of centre arch of ditto, imperial folio, 2s. 6d.</p> <p>169. Elevation and plan of the Bridge over the Earn, Scotland, imperial folio, 2s. 6d.</p> <p>170. Elevation and plan of STONELEIGH BRIDGE, Warwickshire, imperial folio, 2s. 6d.</p> <p>171. Elevation, longitudinal section, plan, and transverse section of the Bridge of the Eastern Counties Railway over the River Lea, imperial folio, 2s. 6d.</p> <p>172. Elevation, plan, and transverse section of the BRIDGE OF ST. MAXENCE, France, imperial folio, 2s. 6d.</p> <p>173. Section and centre of the arch of ditto, together with plan of half the piers, section through part of the centre, transverse section, &c., imperial folio, 2s. 6d.</p> <p>174. Section through one arch of ditto, imperial folio, 2s. 6d.</p> | <p>175. Oblique Iron Bridge of Manchester and Birmingham Railway over Fairfield Street, elevation, sections, and plan, imperial folio, 2s. 6d.</p> <p>176. Elevation and longitudinal section of Bow BRIDGE, constructed by James Walker, Esq., P.I.C.E., imperial folio, 2s. 6d.</p> <p>177. Plan of ditto, together with cross section of wing-walls, transverse section of crown of arch, cross section of coffer-dam, plan of coffer-dam and abutment, level and wing-walls, imperial folio, 2s. 6d.</p> <p>178. Plans and elevations of Bridges erected over the River Cree at Newton Stewart, and over the Esk at Musselburgh, imperial folio, 2s. 6d.</p> <p>179. Elevation, longitudinal section, and plan of WATERLOO BRIDGE, imperial folio, 2s. 6d.</p> <p>180. Elevation of arch of ditto, imperial folio, 2s. 6d.</p> <p>181. Section of arch of ditto, with centre, imperial folio, 2s. 6d.</p> <p>182. Transverse sections of ditto, through the centre of the piers and through the centre of the bridge, imperial folio, 2s. 6d.</p> <p>183. Longitudinal section and plan of the landing stairs of ditto, imperial folio, 2s. 6d.</p> <p>184. Elevation of the landing stairs and section of the land arch of ditto, imperial folio, 2s. 6d.</p> <p>185. Plan and elevation of SHREWSBURY BRIDGE, small folio, 1s. 6d.</p> |
|--|--|

186.

Plan and Elevation on a scale of 10 feet to 1 inch, Price 10s. On India Paper, Price 15s.

STAINES BRIDGE:

A fine Engraving by J. H. LE KEUX, under the direction of B. ALBANO, Esq., C.E., from his Drawing presented to the Institution of Civil Engineers, and made from the Original Drawings and Admeasurement, with permission of GEORGE RENNIE, Esq., F.R.S., the Engineer.

187. STAINES BRIDGE, over the Thames, section, imperial folio, 2s. 6d.
 188. Ditto, several sections, plan of coffer-dam, &c., imperial folio, 2s. 6d.
 189. Oblique Iron Bridge over the Uppingham Road, Midland Counties Railway, imperial folio, 2s. 6d.
 190. Elevation of half one internal rib, and section of abutment, plans, &c. of the preceding, imperial folio, 2s. 6d.
 191. Oblique Bridge over the Loughboro' and Stamford Road, Midland Counties Railway, imperial folio, 2s. 6d.
 192. Oblique Bridge, plan and elevation, over the Nottingham and Sawley Road, Midland Counties Railway, imperial folio, 2s. 6d.

193.

In folio size, an effective Print for framing, Price 3s. 6d.

THE IRON BRIDGE OVER THE RIVER TRENT, NEAR SAWLEY,

On the Line of the Midland Counties Railway.

Designed by CHARLES VIGNOLES, Esq., C.E., and drawn on stone by G. HAWKINS, Jun., from a Drawing made by Mr. CHARLES LEWSEY, of the Butterley Company.

Cast and erected in the year 1839 by the Butterley Company, and published by their permission.

194. Plan and elevation of the Bridge over the Ouse, near York, Great North of England Railway, imperial folio, 2s. 6d.
 195. Elevation of the centre arch of ditto, with centre, plan of one of the piers, &c., imperial folio, 2s. 6d.
 196. Longitudinal section of ditto, transverse sections, plans of abutment, coffer-dam, &c., imperial folio, 2s. 6d.
 197. Elevation and plans of WELLESLEY BRIDGE, Limerick, imperial folio, 2s. 6d.
 198. Elevation of pier and half arch of ditto, with longitudinal section and transverse section through crown and spandril, imperial folio, 2s. 6d.
 199. View of the Five Elliptical Arch Bridge across the Tweed at Kelso. Constructed by the late John Rennie, Esq., Civil Engineer. Large print, 5s.

ENGINEERING PLATES.

200.

Price 5s. Useful to Students.

THREE ENGRAVINGS,

Imperial folio, printed on Writing Paper, either for Figuring or Tinting and Colouring.

Longitudinal elevation of one of the Engines of the Royal West India Packets Dee and Solway.

Two end views of ditto.

Plan of ditto.

By Messrs. SCOTT, SINCLAIR, and Co., of Greenock.

201. Brunton's Smoke Consuming Apparatus, drawn by Clement and engraved by Gladwin, folio, 2s.
 202. Maudslay's Portable Engine, front and side elevation and section, engraved by Gladwin, folio, 2s.
 203. Atmospheric Steam Engine, drawn by Clement and engraved by Gladwin, 4to, 1s.
 204. Gladwin's section and plan of a Steam Vessel, and elevation of a Locomotive Engine, both of the time of 1826, 4to, 1s.
 205. Masterman's Rotatory Engine, engraved by Gladwin from Clement's drawing, 4to, 1s.
 206. Savory's Steam Engine, improved by Pontifex, drawn by Clement and engraved by Gladwin, 4to, 1s.

207.

Columbier size, Price 3s. 6d.

GLADWIN'S ELEVATION OF STEPHENSON'S PATENT LOCOMOTIVE ENGINE.

Printed on hard paper for colouring.

208.

Fine large Print, Price 5s.

SHEER DRAUGHT OF HER MAJESTY'S STEAM SHIP OF WAR
"MEDEA,"

Built by Oliver Lang, Esq., at Woolwich; first commanded by Captain H. Austin in the Mediterranean for nearly four years, and since on the North American station by Captain Nott.

ARCHITECTURAL PLATES.

SIR CHRISTOPHER WREN'S ARCHITECTURE.

- | | |
|---|--|
| <p>209. Plan of his First Design of ST. PAUL'S, 1s.
210. Elevation and section of BOW CHURCH, 1s. 6d.
211. Interior of ST. STEPHEN'S, Walbrook, 1s.
212. Section of ST. JAMES'S CHURCH, Piccadilly, 1s.
213. Roof of the THEATRE at Oxford, 1s.</p> | <p>214. Plan for the Rebuilding of the City of London, 1s.
215. Elevation, plan, and section of the COLLEGE OF PHYSICIANS, London, 1s. 6d.
216. Elevation of the Tower and Spire of ST. DUNSTAN'S in the East, London—Elevation and section of Chichester Spire, 1s. 6d.</p> |
|---|--|

217.

SECTION OF ST. PAUL'S CATHEDRAL.

The original splendid Engraving by GWYN, of the Section of ST. PAUL'S CATHEDRAL, decorated agreeably to the original intention of Sir Christopher Wren; a very fine large print, showing distinctly the construction of that magnificent Edifice. Price 10s.

This is a magnificent Plate, the only one of its kind, showing constructively the genius of Sir Christopher Wren.

- | | |
|--|---|
| <p>218. WESTMINSTER HALL.—Section from ad-measurement by Mr. George Allan, (Clerk of the Works to Sir Robert Smirke, Architect to the late Renovation.) Very neatly engraved by Mr. Hawksworth. Folio size, 2s. 6d.
219. Geometrical elevation of the West Front of the Cathedral of ST. PAUL'S, London, before the fire; St. Stephen's, Vienna; Strasburg, Cologne, the Tower of Mechlin, and the Great Pyramid of Egypt, to one scale, folio print, 5s.
220. Plan of WESTMINSTER HALL and the adjacent Law Courts, 1s.
221. View of the West Front of the Propylæa at Athens, folio, 1s. 6d.
222. ROSLYN CHAPEL, Scotland, section through nave, elevations of parts, imperial folio, 2s. 6d.
223. Portraits of Eminent Architects and En-</p> | <p>gineers, men who have done honour to Britain. Engraved in the best style by superior artists, folio and 4to sizes, 15s. the Set:
Sir Christopher Wren.
James Stuart.
Nicholas Revett.
James Watt.
Humphrey Repton.
Thomas Telford.
Thomas Tredgold.
224. Section through the nave of WELLS CATHEDRAL, engraved by John Le Keux, imperial folio, 2s. 6d.
225. Section of WELLS CHAPTER HOUSE, with plans at four different levels, imperial folio, 2s. 6d.
226. BATH ABBEY CHURCH, section through the nave, elevation of compartment, and section of buttress, imperial folio, 2s. 6d.</p> |
|--|---|
-
- | | |
|--|---|
| <p>227. Plan of a House designed by John Thorpe, date 1600, 4to, 1s.
228. Truss of the Roof over the Long Room, Custom</p> | <p>House, London, with dimensions—Truss of the Roof of the Watford Station, London and Birmingham Railway, 1 folio print, 1s. 6d.</p> |
|--|---|

ARCHITECTURAL PRINTS IN OCTAVO.

229. *Domestic Buildings*.—Consisting of plans, elevations, and sections of Mr. Greenough's Villa; Ashburnham House, I. Jones; Terraces in the Regent's Park; Carlton Palace; Mr. Nash's House; Belgrave and Eaton Squares; Mr. Kemp's Villa; Uxbridge House; Burlington House; Sir John Soane's House; Mansion of Thomas Hope, Esq.; Villa of James Burton, Esq.; East Side of Belgrave Square.—27 engravings, 13s. 6d.

230. *Churches and Chapels*.—Catholic Chapel, Moorfields; St. Peter-le-Poor; St. George's in the East; All Souls; Bow Church; Westminster Abbey Church, and King Henry the Seventh's Chapel; Hanover Chapel; St. Stephen's, Walbrook; Temple Church; St. Paul's Cathedral; St. Martin's Church; St. Mary Woolnoth; St. Philip's, Regent Street; St. Bride's Church; St. Paul's, Covent Garden; St. Luke's Church, Chelsea; St. Pancras New Church; All Saints, Poplar; St. Dunstan's in the East; St. Mary-le-bone Church.—52 engravings, £1. 6s.

231. *Public Buildings*.—York Stairs Water-gate; So-

merset House; Society of Arts; College of Physicians; Newgate; East India House; Westminster Hall; Banqueting House, Whitehall; Mansion House; County Fire Office; University Club House; Christ's Hospital; Union Club House; Council Office; Bank of England; Law Courts, Westminster; House of Lords; Colosseum; Temple Bar; Custom House; Diorama; Bethlehem Hospital; Royal Exchange; Russell Institution; London Institution; Freemason's Hall; British Museum; Horse Guards.—48 engravings, £1. 4s.

232. *Theatres*.—Queen's Theatre; Opera House; Haymarket; Covent Garden; Drury Lane; English Opera House; Amphitheatre, Westminster Bridge.—17 engravings, 8s. 6d.

233. *Bridges*.—London, Southwark, Waterloo, Blackfriars, Westminster.—9 engravings, 4s. 6d.

234. Plan, elevations, sections, interiors, &c. of St. Paul's Cathedral, London, Sir C. Wren, Architect.—8 engravings, 4s.

* * * The above Plates consist of the works of Inigo Jones, Sir C. Wren, Hawksmoor, Sir Robert Taylor, Sir R. Smirke, Wilkins, Cockerell, Hardwick, Nash, Decimus Burton, &c., &c.

FOREIGN AND ENGLISH WORKS ON SALE.

ENGINEERING.

235. *Annales des Ponts et Chaussées*, with plates, in 8vo, published annually.

236. *Annales des Mines*, with plates, in 8vo, published annually.

237. *Artillerist's Manual*, 12mo, 6s., Woolwich.

238. *Berthier Traité des Essais par la voie Sèche*, 2 vols., Paris.

CARPENTRY.

239. Emy (A. R.) *Traité de l'Art de la Charpenterie*, 2 vols. 4to, and a folio atlas of numerous plates, Paris.

240. ———— *Nouveau Système d'Arcs pour les Grandes Charpentes*, plates, atlas folio, Paris.

241. De l'Orme (P.) *Inventions pour les Charpentes*, folio, rare, 1576, £1. 1s.

CHEMISTRY.

242. Berzélius (J. J.) *Traité de Chimie*, trad. par M. Esslinger, 7 vols., plates, 8vo, Paris, £2. 16s.

243. Brande's (W. T.) *Manual of Chemistry*, large 8vo, last edition, £1. 16s.

244. Chaptal (J. A.) *Chimie appliquée aux Arts*, 4 vols. 8vo, Paris, 12s.

245. Daniel's (J. F.) *Introduction to the Study of Chemical Philosophy*, 8vo, £1. 1s.

246. Faraday *Manipulations Chimiques*, par Maisseau et Bussy, 2 vols. 8vo, Paris.

247. Porter's (A. L.) *Chemistry of the Arts*, with Treatises on Calico Printing, Bleaching, &c., 2 vols. 8vo, plates, bound, £1. 16s., Philadelphia.

248. Liebig (J.) *Traité de Chimie Organique*, 2 vols. 8vo, Paris.

249. Liebig's (J.) *Animal Chemistry*, by W. Gregory, 8vo, 9s. 6d.

250. ———— *Agricultural Chemistry*, by L. Playfair, 8vo, 9s. 6d.

251. Thenard (L. J.) *Traité de Chimie*, 4 vols. 8vo, 16s., Paris.

252. Turner's, Liebig's, and Gregory's *Elements of Chemistry*, large 8vo, £1. 8s.

253. *Violette Nouvelles Manipulations Chimiques simplifiées*, 8vo, Paris.

COALS.

254. Holmes's (J. H. H.) *Treatise on the Coal Mines of Durham and Northumberland*, plates, 8vo, 8s.

255. Holland's *History of Fossil Fuel*, plates, 8vo, cloth boards, 14s.

256. Buchanan's (R.) *Practical Essays on Fuel*, 8vo, 8s.

257. Williams (C. N.) *on the Combustion of Coal and the Prevention of Smoke*, chemically and practically considered, 8vo, with 4to atlas of coloured plates, 10s. 6d.

258. *Civil Engineer (The) and Machinist*, by C. Blunt, plates atlas folio, and text in 4to.

Division 1,	. . .	£1. 1s. 0d.
„ 2,	. . .	1 1 0
„ 3,	. . .	1 1 0
„ A,	. . .	1 1 0
„ B,	. . .	1 1 0
„ C, portion 1,		0 14 0
„ C, „ 2,		0 14 0

259. Civil Engineer and Architect's Journal, from Oct. 1837, to Dec. 1843, 6 vols. 4to, cloth boards, £6.

260. Colby's (Col.) Ordnance Survey of the County of Londonderry, vol. 1, 4to, with plates, 15s.

261. Carpmael (W.) on the Law of Patents for Inventions, 8vo, 5s.

DRAINING.

262. Bog Reports, 4 vols. folio, plates.

263. Dugdale on Embanking and Draining, plates, large folio (old).

264. Elslobb's (W.) Ferns and Marshes of the Bedford Level, 8vo, 6s. (old).

265. Elkington on Draining, plates, 8vo, 10. 6*d*.

266. Stephens's (G.) Practical Irrigator and Drainer, plates, 8vo, 8s. 6*d*.

267. Flachet et Petiet Guide du Mécanicien Conducteur de Machines Locomotives, 8vo, 12s.

268. Denton (J. B.) on Model Mapping for Drainage and Irrigation, plates, 8vo, 4s., 2nd edition.

269. Memorie sul Bonificamento delle Maremme Toscane, 1 vol. large 8vo, and folio of plates.

GEOLOGY.

270. D'Aubuisson de Voisins Traité de Géognosie, 3 vols., plates, 8vo, second edition, Paris.

271. Buckland's (Dr.) Geology, 2 vols. 8vo, £1. 15s.

272. Lyall's Elements of Geology, 2 vols. 12mo, 18s.

273. ——— Principles of ditto, 3 vols. 12mo, £1. 4s.

274. Grier's (W.) Mechanics' Calculator, 12mo, 5s. 6*d*.

275. ——— Mechanical Dictionary, 12mo, 9s.

276. Guide de l'Inventeur, 8vo, 2s. Paris.

277. Gregory's (D. F.) Examples of the Processes of the Differential and Integral Calculus, plates, 8vo, £1. 1s.

HARBOURS.

278. Du Mouvement des Ondes et des Travaux Hydrauliques Maritimes, 4to, and a large 4to of plates, Paris.

279. Rennie's (Sir John) elaborate Engineering work on Harbours, 2 vols., upwards of 120 plates.

280. White (John) on Floating Breakwaters for the Protection of Harbours, 8vo, 5s.

281. Holtzapffel's (C.) Turning and Mechanical Manipulation, vol. 1, 8vo, 15s.

HYDRAULICS, SUPPLY OF WATER, ETC.

282. Aubuisson de Voisins (J. F. d') Traité d'Hydraulique, à l'usage des ingénieurs, 2nd edition, considerably augmented, 1 vol. 8vo, 9s., Paris, 1840.

283. Clare (M.) on the Motion of Fluids, plates, 8vo, 9s.

284. Dubuat (Chev.) Principes d'Hydraulique vérifiés par un grand nombre d'expériences faites ;

Examen Critique de l'ouvrage de M. Dubuat, par M. Lecœur, 3 vols. 8vo, plates, 15s.

285. Ferrari (B.) Dissertazione Idrauliche, 2 vols. 4to, plates, 16s., Milan.

286. D'Aubuisson Etablissement et Description des Fontaines de Toulouse, in 8vo, avec planches, 3s. 6*d*.

287. ——— Traité du mouvement de l'eau dans les tuyaux de conduite, à l'usage des ingénieurs et architectes, in 8vo, 2nd edition, 2s.

288. ——— Expériences sur l'écoulement de l'eau par les déversoirs et par des ajutages coniques et convergents, faites à Toulouse, par M. Castel, 2s. 6*d*.

289. Emmery Statistique des Egouts de Paris en 1836, in 8vo, 3s., Paris, 1837.

290. ——— Egouts et Bornes-Fontaines, in 8vo, avec planches, 3s.

291. ——— Concession des eaux de la ville de Paris, br. in 8vo, 1s. 6*d*.

292. Ewbank's (T.) Hydraulic and other Machines for Raising Water, plates, large 8vo, 18s.

293. Genieys Essai sur les moyens de conduire, d'élever et de distribuer les eaux, 1 vol. in 4to, avec atlas de 30 planches, 36s., Paris.

294. Piobert (G.) et A. L. Tardy Expériences sur les Roues Hydrauliques à axe vertical, et sur l'écoulement de l'eau dans les coursiers et dans les buses de forme pyramidale, 4to, plates, 4s., Paris, 1840.

295. Peppercorne's (F. S.) Description of the Supply of Water to the Metropolis, wood-cuts, 8vo, 2s.

296. Polonceau (A. R.) Notice sur quelques parties des Travaux Hydrauliques, 1 vol. in 4to, 3s.

297. Tredgold's (T.) Tracts on Hydraulics, plates, large 8vo, 12s.

298. Ibbitson's (J. H.) Specimens of Eccentric Circular Turning, plates, 8vo, 15s.

299. Hood's (C.) Practical Treatise on Warming Buildings by Hot Water, 8vo, 10s. 6*d*.

IRON AND IRON MAKING.

300. Flachet (E.) Traité de la Fabrication du Fer et de la Fonte, 4to, and folio atlas of plates, Paris, 1842.

301. Holland's History of the Manufacture of Metal, 3 vols. 12mo, 18s.

302. Karsten Manuel de la Métallurgie du Fer, 3 vols. 8vo, £1. 4s.

303. Lampadius (G. A.) Manuel de Métallurgie générale, 2 vols. 8vo, plates, Paris.

304. Lethart (J.) on Mineral Veins and on the Art of Mining, 8vo, 5s.

305. Scrivenor's Comprehensive History of the Iron Trade, 8vo, 15s., 1841.

306. Walter et Leblanc Métallurgie Pratique du Fer, 1 vol. 4to, and large folio atlas of plates.

MARINE, OR NAVAL ARCHITECTURE.

307. Casy Organisation du Personnel d'un Vaisseau, 1 vol. 8vo, 1840, avec planches noires et

- col., et costumes de tenues pour le service de l'équipage, 8vo, Paris.
308. Creuze's (A. F. B.) Treatise on the Theory and Practice of Naval Architecture, plates, 4to, 12s.
309. Douglas's (Sir H.) Treatise on Naval Gunnery, plates, 8vo, 15s.
310. Dupin (Ch.) Essais sur l'organisation progressive de la Marine et des Colonies, 8vo, 6s.
311. Falconer's (W.) Marine Dictionary, plates, large 4to, £1. 8s., last edition.
312. Fincham's (J.) Directions for Laying off Ships on the Mould-Loft Floor, text in 8vo, and atlas folio of plates, £1. 5s., last edition.
313. ——— on Mastng, large 8vo, and atlas, £1. 5s., last edition.
314. Simms's Treatise on the Principal Mathematical Instruments, 8vo, 4th edition, 6s.
315. Stevens (Capt.) on the Pointing of Guns at Sea, 8vo, 1s. 6d.
316. Sue (E.) Histoire de la Marine Française, 5 vols. large 8vo, plates, £2. 12s. 6d., Paris.
317. Willaumez (Amiral) Dictionnaire de Marine, plates, large 8vo, 14s., Paris.
318. Michaux and Nuttall's North American Sylva, with Supplement, 4 vols., very beautifully coloured plates, new edition, £6. 6s., Philadelphia.

MILITARY WORKS.

319. Douglas (Sir Howard) on Military Bridges, plates, 8vo, £1.
320. Lieut.-Colonel Gurwood's Selections from the Dispatches and General Orders of the Duke of Wellington, very large 8vo, £1. 1s. in extra cloth.
321. ——— General Orders of the Duke of Wellington in Portugal, Spain, and France, &c., 8vo, 12s.
322. Laisné (J.) Aide-Mémoire portatif à l'usage des Officiers du Génie, plates, 8vo.
323. Simmonds on Heavy Ordnance, with the Supplement, 8vo, 10s.
324. Straith's (H.) Treatise on Fortification, large 8vo, and folio of plates, £1. 10s.
325. Millington's Elements of Civil Engineering, plates, large 8vo, Philadelphia.
326. Millington's (J.) Elementary Principles of Mechanical Philosophy, plates, 8vo, 5s.
327. Morin (A.) Aide-Mémoire de Mécanique Pratique, 8vo, 3rd edition.
328. Montgomery (J.) on Cotton Manufacture, plates, 8vo, 8s.
329. Moseley's (Prof.) Mechanical Principles of Engineering and Architecture, wood-cuts, 8vo, £1. 4s.
330. ——— Illustrations of Practical Mechanics, plates, 12mo, 8s.
331. ——— Mechanics applied to the Arts, wood-cuts, 6s. 6d.

332. Navier Résumé des Leçons sur l'application de la Mécanique, plates, large 8vo, 9s.
333. Palmer (H. R.) on the Improvement of the Rivers Mersey and Irwell, 8vo, 3s.
334. Parnell's (Sir H.) Treatise on Roads, 8vo, £1. 1s.
335. Poisson (S. D.) Traité de Mécanique, par Garnier, plates, large 8vo, 9s.
336. ——— Treatise on Mechanics, translated by the Rev. H. H. Harte, 2 vols. large 8vo, with plates, £1. 8s., 1842.
337. Poncelet (J. V.) Mécanique Industrielle, physique et expérimentale, thick vol., Paris.
338. Prince's (A.) Record of Patent Inventions, 8vo, 10s. 6d.

RAILWAYS.

339. Bree's Railway Practice, 2nd series, 4to, £2. 2s.
340. Day (Jas.) on the Construction and Formation of Railways, 8vo, 8s.
341. Cooke and Wheatstone on Telegraphic Railways.
342. Lecount's (P.) Practical Treatise on Railways, plates, 8vo, 9s.
343. May's (R. C.) New Method of Setting Out Railway Curves, 24mo, 2s. 6d.
344. Shuttleworth's (J. G.) Hydraulic Railway, plates, 8vo, 3s.
345. Tredgold's Practical Treatise on Railways, plates, 8vo, 8s.
346. Wood's (N.) Practical Treatise on Railways, plates, 8vo, £1. 11s. 6d.

STEAM ENGINE.

347. Guide du Chauffeur et du Propriétaire de Machines à Vapeur, 8vo, and plates in folio, 10s. 6d., Paris.
348. Hoblyn's Manual of the Steam Engine, plates, 12mo, 6s.
349. Lardner's (Dr.) Steam Engine explained and illustrated, plates, 8vo, 12s.
350. Russell's (J. Scott) Treatise on the Steam Engine, plates, 8vo, 9s.
351. ——— on the Nature, &c. of Steam, and on Steam Navigation, plates, 9s.

STEAM NAVIGATION.

352. Campaignac (A.) de l'état actuel de la Navigation par la Vapeur, plates, 4to, £1., Paris.
353. Buchanan (R.) on Propelling Vessels by Steam, plates, 8vo, 10s. 6d.
354. Marestier Mémoire sur les Bateaux à Vapeur des Etats-Unis d'Amérique, 4to, 10s. 6d.

SURVEYING.

355. Bourn's (C.) Principles of Surveying, plates, 8vo, 15s., 1843.
356. Bruff's (P.) Treatise on Engineering Field Work, 8vo, 15s., 1840.
357. Castle's (H. J.) Treatise on Land Surveying and Levelling, 8vo, 14s., 1842.
358. Crocker's Elements of Land Surveying, by Bunt, plates, 8vo, 10s. 6d.

359. Jackson's (Major) Course of Military Surveying, plates, 8vo, 14s., 2nd edition.
 360. Nesbit's (A.) Practical Land Surveying with the Field Book, 8vo, 12s.
 361. Robson's (T. C.) Treatise on Marine Surveying, plates, 8vo, 10s. 6d.
 362. Stevenson's (D.) Treatise on Marine Surveying and Hydrometry, plates, large 8vo, 15s., 1842.
 363. Williams's (Butler) Geodesy, plates, 8vo, 12s. 6d.

364. Smeaton's (J.) Reports, 2 vols. in 1, plates, 4to, £3. 3s.
 365. Tables of Logarithms, under the superintendence of the Society for the Diffusion of Useful Knowledge, 24mo, 3s.
 366. Telford's (Thos.) Works, large folio, with Text in 3to, bd. £8. 8s., 1832.
 367. Templeton's (W.) Engineers' Common-place Book, plates, 12mo, 6s.

368. Templeton's (W.) Millwright and Engineers' Pocket Companion, plates, 12mo, 6s.
 369. ——— on the Locomotive Engine, plates, 12mo, 5s.
 370. ——— Mathematical Tables, 12mo, 4s.
 371. Ure's (Dr.) Dictionary of Arts, Manufactures, and Mines, large 8vo, £2. 10s.

VENTILATION.

372. Combe's *Traité complet de l'Aérage des Mines*, 8vo, plates, 5s., Liège.
 373. ——— Principles of Warming and Ventilating, 3rd edition, plates, 8vo, 12s.

374. Ware's (J.) Tracts on Vaults and Bridges, plates, large 8vo, £1.
 375. Whewell's (W.) Mechanics of Engineering, 8vo, 9s.
 376. ——— Inductive Sciences, 3 vols., 8vo, £2. 2s.
 377. Willis's (Prof.) Principles of Mechanism, 8vo, 15s.

ARCHITECTURE.

378. Bartholomew's (A.) Specifications for Practical Architecture, wood-cuts, large 8vo, £1. 8s.
 379. Bayldon's Art of Valuing of Rents and Tollage, 8vo, 10s. 6d.
 380. Bernard's (C. E.) Essay on Arithmetical Perspective, plates, 8vo, 10s. 6d.
 381. Bloxam's Principles of Gothic Architecture, 200 wood-cuts, 12mo, 6s.
 382. Britton's (J.) Chronological Architecture of England, plates, large 4to, half morocco, £3. 3s.
 383. ——— Dictionary of the Architecture and Archæology of the Middle Ages, 40 fine plates by Le Keux, 4to, half morocco, £1. 15s.; large paper, £2. 2s.; India proofs, £3. 3s.
 384. ——— Cathedrals, 5 vols., half morocco, £12. 12s.
 385. ——— Antiquities, 5 vols., half morocco, £12. 12s.
 386. Builders' Price Books, published annually:
 Crosby's, 8vo, 4s.
 Laxton's, 12mo, 4s.
 Skyring's, 8vo, 4s.
 387. Carter's Antient Architecture of England, 2 vols. in 1, plates, folio, half morocco, £5. 5s.
 388. ——— Antient Sculpture, &c., 2 vols. in 1, plates, folio, £8. 8s.
 389. ——— Specimens of Gothic Architecture, 4 vols. 18mo, numerous plates, half morocco, 12s.

CHURCH ARCHITECTURE,

The Publications by Mr. Parker, of Oxford, the Oxford and Camden Societies, &c. on Gothic Architecture.

390. Views and Details of Stanton-Harcourt Church, folio, 7s. 6d.
 391. ——— of Littlemore Church, folio, 7s. 6d.

392. Views and Details of St. Giles's Church, Oxford, folio, 7s. 6d.
 393. A Memoir of Fotheringhay Church, Northamptonshire, with the Original Contract for Building it, illustrated by numerous wood-cuts, 8vo, 4s. 6d.
 394. ——— of Haseley Church, Oxfordshire, illustrated by numerous wood-cuts, 8vo, 7s. 6d.
 395. A Guide to the Architectural Antiquities in the neighbourhood of Oxford. Part I. Deanery of Bicester, illustrated by wood-cuts, 8vo, 4s.
 396. Anglican Church Architecture, with some Remarks upon Ecclesiastical Furniture, by James Barr, Architect, 2nd edition, small 8vo, with wood-cuts.
 397. Remarks on English Churches, and on the Expediency of rendering Sepulchral Memorials subservient to pious and Christian uses, by J. H. Markland, Esq., 2nd edition.
 398. St. Antholin's; or, Old Churches and New, by Francis E. Paget, M.A., Rector of Elford, and Chaplain to the Lord Bishop of Oxford, 3rd edition, small 8vo, 3s. 6d.
 399. Milford Malvoisin; or, Pews and Pew-holders, by Francis E. Paget, M.A., small 8vo, 4s. 6d. cloth, with plates.
 400. Notices of Churches in Cambridgeshire and the Isle of Ely, with numerous illustrations and Architectural and Ecclesiological descriptions, royal 8vo; to be published in Parts every alternate month. Parts I., II., and III., 3s., containing Cherry-Hinton Church, &c., are ready.
 401. Petit's (J. L.) Remarks on Church Architecture, with illustrations, 2 vols. 8vo, £1. 16s.
 402. Poole's (G. A.) Appropriate Character of Church Architecture, 12mo, 4s. 6d.

403. Poole's (G. A.) Two Lectures on the Structure and Decorations of Churches, 8vo.
404. Wilson's (Carus) Helps on Church Building, plates, 8vo, 6s.
405. Churches of Yorkshire, in monthly Parts, 2s. each, India paper, 3s.
406. ——— Lincolnshire, in monthly Parts, 1s. each, India paper, 2s.
407. Hamilton's Designs for Rural Churches, plates, 4to, 16s.
408. Francis's Designs for Churches and Rectory Houses, large 4to, £ 1. 10s.
409. Cottingham's (L. N.) Henry the Seventh's Chapel, 2 vols. atlas folio, £ 3. 3s.
410. ——— Ditto, vol. 2, separate, Interior and Ornaments of the Chapel, in sheets, £ 1. 10s.
411. ——— Gothic Ornaments, plates, atlas folio, £ 1. 18s.
412. Cotman's Architecture of Normandy, 2 vols. plates, large folio, £ 6. 6s.
413. Davy's (H.) Gothic Etchings of Suffolk, plates, folio, £ 3. 3s.
414. Glossary of Architecture, 3 vols., new edition, numerous illustrations.
415. Davy's (C.) Architect, Engineer, and Operative Builders' Constructive Manual, 8vo, 8s.
416. ——— Precedents of Architecture, Specifications of various kinds of Building, plates, 8vo, £ 1. 1s.
417. Elsam's (R.) Practical Builder's Perpetual Price Book, large 8vo, 8s.
418. Goodwin's (F.) Rural and Domestic Architecture, 2 vols. plates, large 4to, £ 2. 12s. 6d.
419. Gwilt's (J.) Encyclopædia of Architecture, 1000 wood-cuts, large 8vo, £ 2. 12s. 6d.
420. Habershon's (M.) Half-Timbered Houses, plates, 4to, £ 2. 2s.
421. Halfpenny's Gothic Ornaments of York Minster, plates, large 4to, £ 4. 14s. 6d.
422. Hunt's (J. F.) Tudor Architecture, plates, 4to, £ 1. 4s.
423. Hope's (T.) Historical Essay on Architecture, 2 vols. imperial 8vo, 97 plates, £ 2.
424. Hussey's (R. C.) Account of the Domestic Architecture of England, from the Norman Conquest to the Reformation, in the press.
425. Jones's (O.) beautiful Work of the Architecture and Decorations of the Alhambra, large folio, half morocco, £ 14.
- ITALIAN STYLE OF ARCHITECTURE.
426. Calderari (O.) Disegni et Scritti d'Architettura, 2 vols. in 1, large folio.
427. Clochar (P.) Palais, Maisons et Vues d'Italie, folio, 102 plates, £ 3. 13s. 6d., Paris.
428. Cicognara (Count) Fabbriche di Venezia, 2 vols. large folio, plates, Venezia.
429. Dumont Œuvres d'Architecture, contenant les détails de St. Pierre de Rome, plates, folio, the only work containing correct measurements of St. Peter's, £ 1. 10s., Paris.
430. Gauthier (P.) les plus beaux Edifices de la Ville de Gênes, folio, numerous plates, £ 6. 6s.
431. Grandjean de Montigny et A. Farmin Architecture Toscane, ou Palais, Maisons, et autres Edifices de la Toscane, folio, 109 plates, £ 3. 15s., Paris.
432. Hittorff (J.) et L. Zanth Architecture Antique de la Sicile, large folio, very fine plates, Paris.
433. ——— Architecture Moderne de la Sicile, large folio, fine plates, Paris.
434. Letarouilly (P.) Edifices de Rome Moderne, large folio, vol. 1, with text in 4to, £ 6. 6s. Livraison 1 to 10, vol. 2, 6s. each, Paris.
435. Percier et Fontaine Choix des plus célèbres Maisons de Plaisance de Rome et de ses Environs, large folio, 75 plates, Paris.
436. ——— Palais, Maisons, et autres Edifices, 100 plates, folio, Paris.
437. Rafaele Loggie nel Vaticano, 2 vols. atlas folio, fine impressions, £ 6. 6s., Rome.
- FURNITURE AND UPHOLSTERER'S DESIGNS.
438. Bridgen's (R.) Furniture, with Candelabra and Interior Decoration, applicable to the Embellishment of Modern and Old English Mansions, large 4to, £ 3. 3s.
439. Chippendale's Designs for Sconces, Chimney and Looking-Glass Frames, in the old French style, 11 plates, 4to, 7s.
440. ——— Ornaments and Interior Decorations in the old French style, 50 plates, 4to, £ 1. 1s.
441. Household Furniture, 350 designs on 120 copper-plates, of 100 years since, large 8vo, 7s. 6d.
442. King's (T.) Designs for Carving and Gilding used as interior decoration and furniture, and original patterns for Toilet Glasses, 4to, 101 designs, half-bound, £ 1.
443. ——— Modern Style of Cabinet Work exemplified, 4to, £ 2. 2s.
444. ——— Valances and Draperies, 4to, 30 plates, coloured, £ 1. 7s.
445. ——— Original Designs for Chairs and Sofas, with Music Stools, Ottoman Seats, &c., 32 plates, £ 1.
446. ——— Upholsterer's Accelerator, rules for cutting and forming Draperies, Valances, &c., 37 plates, 15s.
447. ——— Original Designs for Cabinet Furniture, 46 coloured plates, £ 1.
448. ——— Cabinet Maker's Sketch Book, 2 vols. 4to, useful designs, coloured, new edition, £ 2. 14s.
449. ——— Working Ornaments and Forms, full size, for the use of the Cabinet Maker, &c., folio, £ 1. 10s.
450. ——— Upholsterer's Sketch Book of Original Designs, Parts I. and II., 12s. each.
451. ——— Fashionable Bedsteads with Hangings, 16 coloured plates, 13s.

452. King's (T.) Fashionable Window Cornices and Hangings, with Glass Frames, 24 coloured plates, 18s.
453. Pugin's Gothic Furniture, 4to, 24 plates, 12s.
454. Hope's (T.) Designs for Household Furniture, plates, folio, £2. 12s. 6d.
455. Do., large paper, half morocco, £4. 4s.
456. Nicholson's (P. and M. A.) Practical Cabinet Maker, Upholsterer, and Complete Decorator, 4to, numerous plates, some coloured, £1. 11s. 6d.
457. Shaw's (H.) Specimens of Ancient Furniture, with descriptions by Sir S. R. Meyrick, 4to, 74 plates, £2. 2s., 1836.
458. Smith's New Series of Cabinet and Upholstery Designs, 4 parts, 4to, £2. 2s., 1839.
459. Toms's New Designs for Chairs, 36 plates, 4to, 10s. 6d.
460. King's Designs for Shop Fronts, folio, 15s.
461. Knight's (H. Gally) Ecclesiastical Architecture of Italy, from Constantine to the 15th century, fine plates, large folio, half morocco, £5. 5s.
462. Loudon's (J. C.) Encyclopædia of Cottage, Farm, and Villa Architecture and Furniture, 2000 wood engravings, containing Supplement to 1842, large 8vo, £3. 3s.
463. ———— Encyclopædia of Gardening, wood-cuts, large 8vo, £2. 10s.
464. ———— Encyclopædia of Trees and Shrubs, 2000 wood-cuts, large 8vo, £2. 10s.
465. ———— Encyclopædia of Agriculture, 1300 wood-cuts, large 8vo, £2. 10s.
466. ———— Suburban Gardener and Villa Companion, wood-cuts, large 8vo, £1.
467. ———— Horticulturist, wood-cuts, large 8vo, 16s.
- LUNATIC ASYLUMS.
468. Watson and Pritchett's Plans, Elevations, Sections, and Description of the Popular Lunatic Asylum at Wakefield. The Model for Designs of this kind of building, with plates, large folio, £2. 2s.
469. Memorials of Oxford, by J. Ingram, D.D., with fine engravings by John Le Keux, 3 vols. 8vo, extra cloth boards, £2. 18s.
470. Memorials of Cambridge, with fine engravings by John Le Keux, 2 vols., £2. 2s.
471. Nash's (J.) First, Second, and Third Series of Mansions of the Olden Time, 3 vols. large folio, fine impressions, £4. 4s. each series.
472. ———— Architecture of the Middle Ages, plates, folio, £4. 4s.
473. Nicholson's (P.) Principles of Architecture, 3 vols., plates, 8vo, £1. 16s.
474. Phillips's (G.) Rules for Curvilinear Designs, plates, large folio, £4. 4s.
475. Practical Builder, by Nicholson and others, 3 vols., numerous plates, 4to, 2nd edit., £5. 5s.
476. Pugin's (A.) Specimens of Gothic Architecture, 2 vols. 4to, 114 plates, half morocco, £4. 4s.
477. Pugin's (A.) Gothic Ornaments, 100 plates, half morocco, £4. 4s.
478. ———— Examples, 3 vols., 225 plates, 4to, £7. 7s.
479. ———— Norman Architecture, 80 plates, half morocco, £3. 3s.
480. Pugin's (A. W.) Details of Timber Houses, Metal, Gold, and Silver Work, and Furniture, 102 plates, 4 Parts in 1 vol., half morocco, £2. 12s. 6d.
481. ———— Ecclesiastical Architecture in England, plates, 8vo, 9s.
482. ———— Contrasts, plates, 4to, second edition, £1. 10s.
483. ———— Christian or Pointed Architecture, 87 plates and illustrations, 4to, half morocco, 15s.
484. ———— Apology for the Revival of Christian Architecture, plates, 4to, half morocco, 10s. 6d.
485. Richardson's Architecture of the Reign of Queen Elizabeth and James the First, 60 plates, 4to, £1. 16s.
486. ———— Do., another work, in 2 vols. folio, £6. 10s.
487. ———— Old English Mansions, first and second series, 2 vols. folio, half morocco, £3. 13s. 6d. each series.
488. Rickman's (T.) Attempt to discriminate the Styles of Architecture in England.
489. Simpson's (F.) Fonts, 40 plates, 4to, 16s.
490. Smeaton's (A. C.) Builder's Pocket Manual, plates, 12mo, 5s.
491. Stothard's Monumental Effigies, large 4to, plates, half morocco, £8. 8s.
492. Shaw's (H.) Elizabethan Architecture, plates, 4to, £3. 3s.
493. Thomassin (S.) Recueil des Statues, Groupes, Termes, Fontaines, Vases, et autres Ornemens de Versailles, 212 plates, 4to, £1. 11s. 6d., 1707.
494. ———— Recueil des Statues, Groupes, Fontaines, Termes, Vases, &c. de Versailles, 4to, 218 plates, very neat in half morocco, £1. 5s., 1724.
495. Taylor and Cresy's Antiquities of Rome, 2 vols. large folio, plates complete, 1823.
496. Waistell's (C.) Designs for Agricultural Buildings, plates, 4to, £1. 1s.
497. Waller's (Messrs.) Monumental Brasses, publishing in folio Parts, 6s., and India paper, 8s. each.
498. Whewell's German Churches, 8vo, 12s.
499. Wightwick's (G.) Palace of Architecture, numerous plates, large 8vo, extra cloth, £1. 8s.
500. Willis's (Prof.) Architecture of the Middle Ages, particularly of Italy, 15 plates, 8vo, 10s. 6d.
501. Winkle's Cathedrals of England and Wales, with Supplement, 3 vols., plates, £2. 5s.

INDEX

TO THE PRINCIPAL WORKS ON ENGINEERING, MACHINERY, AND ARCHITECTURE.

[The figures refer to the Nos. in the Catalogue.]

- Adcock's Rules and Data for the Steam Engine, &c., No. 24.
 Aikin's (E.) Designs, 126.
 Ainger's Revised Building Act, 153.
 Alderson (Col.), 55, 56, 60.
 American Railways, 71.
 Arches, 1—4, 6, 28.
 Architecture, 97—146, 378—501.
 Architectural Plates, 209—234.
 Armstrong on Boilers, 23.
 Artillery, 55, 56, 58.
 Arundale and Bonomi's Gallery of Antiquities, 102.
 Ashton (H.), 101.
- Barlow on Materials, 30; his edition of Tredgold's Carpentry, 37.
 Barlow's Theory of Numbers, 51, and 62, 70.
 Barry's Travellers' Club House, 99.
 Beamish (R.), 86.
 Birch (S.), 102.
 Bland on Arches, 3.
 Blore's Monumental Remains, 141.
 Blashfield (I. M.), 101.
 Boilers, 9, 14, 15, 17, 18, 23, 63.
 Boulton and Watt, 9.
 Brandreth (Capt.), 56, 58.
 Breakwaters, 60.
 Brick Making, 127.
 Bridgen's Sefton Church, 116.
 Bridges of stone, iron, timber, wire, and suspension, 1, 4, 5, 28, 57, 58—60, 62, 63, 71; separate Plates of, 161—199.
 ——— Oblique, 2, 6, 28.
 Britton (J.), 122.
 Brooks on Rivers, 79.
 Buchanan, 35, 36.
 Buck on Oblique Bridges, 2.
 Bury (Messrs.), 9.
 Butterley Company, 9.
 Buttresses, 1, 3.
- Camden and Oxford Societies' Publications, &c., 390—414. (See also Gothic Architecture.)
 Canals, 28, 31, 40—42, 55, 57, 58, 62, 63.
 Carpentry, 37, 38, 142, 145, 146.
 Carr's Synopsis, 48.
 Cements, 50, 55, 57, 58, 84.
 Charnock's Marine Architecture, 77.
 Chateaneuf (A. de), 124.
 Chemistry, 155, 242—253.
 Chippendale's Designs, 133, 135.
 Churches, 93, 94, 106, 116, 119, 122, 130, 390—414.
 Clegg (S.), 15, 29, 34.
 Club Houses, 99, 122.
 Coal, 87, 91, 92, 254—257.
 Cockerell's (C. R.) Temple of Jupiter Olympius, 109.
 Cornish Engine, 18, 26, 27, 62.
 Cottage, Villa, and Rural Architecture, 127, 128—130.
 Cow on Boats, 78.
- Dalton's Meteorological Essay, 154.
- Dalton's Chemical Philosophy, 155.
 Danson and Dempsey's Inventor's Manual, 151.
 Davy's (Sir H.) Safety Lamp, 156.
 Denison (Capt.), 55—60, 63.
 Denton on Model Mapping, 64.
 Designs for Ornamental Iron-work, 138.
 ——— for Monuments and Chimney-pieces, 139.
 ——— for Sepulchral Monuments, 140.
 Dilapidations, 148.
 Ditchburn, 9.
 Dobson, 68, 142.
 Docks, 28, 42, 62.
 Domestic Architecture, 124.
 Donaldson's (T. L.) Works on Greek Architecture, 109.
 Draining, 262—269.
 Drawing Book, Architectural, Engineering, and Mechanical, 42.
- Egyptian Architecture, 103.
 Elizabethan and Tudor Architecture, 111—116.
 Embankments, 28.
 Engineering Plates, 200—207.
 Engineering Works, English and Foreign, 235—377.
- Fairbairn (Messrs.), 9.
 Fanshawe (Col.), 56, 57.
 Fincham, 9.
 Fixtures, 147.
 Fortification, 43, 55—61.
 Frisi on Rivers, 80.
 Frome (Capt.), 55; on Surveying, 65.
 Furniture and Upholstery Designs, 438—459.
- Galloway (E.), 16.
 Gass, 28, 29, 31, 62.
 Gauthey, 1.
 Geology, 87—92, 270—273.
 Gibbons, (D.), 147, 148.
 Girdwood, 9.
 Gothic Architecture, 93, 94, 97, 98, 102, 105, 106, 118—120, 141.
 Greek Architecture, 103, 106, 107, 109, 110.
 Gregory (C. H.), 25.
 Gregory's (O.) Mathematics for Practical Men, 46.
 Gurwood's (Col.) Orders of the Duke of Wellington, 61.
 Gwilt on Arches, 4.
 ——— Notitia Architectonica Italiana, 108.
 ——— Examples of Shadows, 121; his writings on the Public Buildings of London, 122.
- Hakewill (J.), 111.
 Hall (Messrs.), 9.
 Hamilton's Rural Churches, 130.
 Hann (J.), 1.
 Harbours, 8, 49, 55, 278—280.
 Harness (Lieut.), 56.
 Hart on Oblique Arches, 6.
 Haviland's Measurer, 143.
 Hodgkinson, 7.
 Hosking, 1.

- Houses of Parliament, 120.
 Howlett, several Papers by, in R. E. Volumes, 55—60.
 Hughes (T.), 1.
 — on Roads, 54.
 Hughes's (W.) Mathematical Geography, 159.
 — Constructive Geography, 160.
 Humfrey (Lieut.-Colonel), 43.
 Hutchinson (Lieut.), 60.
 Hydraulics, 282—299.
- Inman (W. S.), 152.
 Inwood's Tables, 150.
 Iron, 7, 28, 30, 32, 42, 60, 62, 63, 89, 91, 300—306; Designs for Ornamental Iron-work, 138.
 Italian Style of Architecture, 106, 108, 426—437.
 Isherwood, 1.
 Jenkins's (W.) Elucidations of Greek Architecture, 109.
 Jones's (Owen) Designs for Mosaic and Tessellated Pavements, 100.
- Kinnard's (W.) Antiquities at Athens and Delos, 109.
 Knowles, 74, 75.
- Lang (Oliver), 9.
 Larcom (Capt.), 58.
 Lawrence (Z.), 149.
 Leeds (W. H.), his writings, 99, 118, 119, 122, 123.
 Lewis (Col.), 60.
 Lighthouses, 59, 63.
 Locomotive Engines, 9, 20, 21, 25, 28, 58, 63, 66.
 London Bridge, 161—169.
 Lugar's Cottages, &c., 129.
 Lunatic Asylums, Designs for, 468.
- Machinery, 34—36, 42, 59, 60, 63.
 Mackenzie (F.), 104, 105.
 Matthews on the Supply of Water to the Metropolis, 39.
 Maudslay and Company, 9.
 Military Works, 55—60, 61, 81, 85, 319—324.
 Mill-work, 35, 36.
 Mining, 87—92, 254.
 Moller's German Gothic Architecture, 118, 119.
 Moseley (Professor), 1.
 Mushet, 32.
- Napier (Robert), 9.
 Naval Architecture, 9—17, 19, 74—78, 307—317.
 Naval Service, 45.
 Nelson (Capt.), 57, 58, 59.
 Nicholson's Carpenter and Joiner's Assistant, 145.
 Noble's Professional Practice, 144.
- Ornaments, 110, 111, 132—137.
- Pain (W.), 146.
 Palmer (H. R.), 41, 62.
 Pambour (Count), 21, 22.
 Papers of Royal Engineers, 55—60.
 Pasley (Major-General), 55, 56; his works, 81—85.
 Perspective, 149.
 Piers, 1, 3.
 Pole (W.), 18.
 Poynter (A.), 101.
 Provis (W. A.), 62.
 Public Buildings of London, 120, 122, 123.
 Public Works of Great Britain, 28.
 — of the United States, 31.
 Pugin (A.), 122, 476—479.
 — (A. Welby), his works, 97, 98, 480—484.
- Quarterly Papers on Engineering, 33.
- Quarterly Papers on Architecture, 125.
 Quetelet, 86.
- Railton's (W.) Temple at Cadachio, 109.
 Railways, 28, 56, 63, 66, 68—73, 339—346.
 Reid (Col.) on the Law of Storms, 44; several Papers in the R. E. Volumes, 55, 56, 57.
 Rennie (George), 35, 36.
 Richardson (C. J.), 112.
 Rivers, 41, 63, 79, 80.
 Road Making, 53, 54.
 Robinson's (P. F.) Vitruvius Britannicus, 114, 115.
 Roofs, 37, 58, 60, 62, 98, 105.
- Samuda, 73.
 Screw, Archimedean, &c., 16.
 Seaward (Messrs.), 9.
 Simms's Public Works, 28.
 — on Levelling, 52.
 — on Roads, 53.
 — on Railways, 69.
 Simpson's Fonts, 117.
 Smith's (Capt.) Translation of Vicat, 50; Papers in the R. E. Volumes, &c., 59, 63.
 Sopwith (T.), his works, 87—95.
 St. Stephen's Chapel, 104.
 Stained Glass. See Weale's Quarterly Papers, 125.
 Staines Bridge, 186—190.
 Stalkartt's Naval Architecture, 76.
 Steam Engine, 9, 14—24, 26, 27, 62, 63, 347—351.
 Steam Navigation, 9, 14—17, 62, 352—354.
 Steam Naval Architecture, 9, 14—17, 19.
 Steel's Naval Architecture, 74, 75.
 Stephenson (R.), 9, 20.
 Stevens (Capt.), 45.
 Stevenson (R.), 1.
 Strength of Materials, 7, 30, 37, 57, 60, 62, 63.
 Stuart and Revett, 109.
 Student's, Builder's, and Architect's Instructor in the Art and Practice of Measuring Artificers' Work, 142.
 Surveying, 55, 65.
 Suspension, 5.
- Tatham's (C. H.) Ornaments, 134.
 Telford (T.), 28, 39, 42, 52, 53, 63; his works, 366.
 Templeton's Engineers' Pocket-Book, 47.
 Thomas's (W.) Designs for Monuments, 139.
 Tools, 35, 36.
 Tottie's (C.) Designs for Sepulchral Monuments, 140.
 Transactions of the Institution of Civil Engineers, 62, 63.
 Tredgold's Works, 7, 9—18, 35—38, 62.
 Tunnels, 28, 42, 62.
 Turnbull on Dredge's Bridge, 5.
- Unedited Antiquities of Attica, 103.
- Ventilation, Warming, &c., 131, 152, 372, 373.
 Vicat, 50.
- Water-works, 31, 39, 58, 59, 62, 63, 282—299.
 Watt (James), 9.
 Weale's Quarterly Papers on Engineering, 33.
 — Architecture, 125.
- Whishaw, 66.
 Wicksteed, 26, 27.
 Wild's Cottages for the Peasantry and for Emigrants, 127.
 Wilkins's Prolusiones Architectonicæ, 107.
 Windsor Castle, 101.
 Woods, various kinds of, remarks and experiments on, 59.
 Woods' Letters of an Architect, 106.
 Wyattville (Sir J.), 101.

PAPERS ON SUBJECTS CONNECTED WITH THE DUTIES OF THE
CORPS OF ROYAL ENGINEERS.

		£.	s.	d.
Vol. I.	With numerous plates and wood-cuts	0	16	0
II.	do.	1	1	0
III.	do.	1	5	0
IV.	do.	1	8	0
V.	do.	1	16	0
VI.	do.	1	16	0

These volumes also contain many Papers which will be found highly useful to Civil Engineers and Professional Students.


WEALE'S QUARTERLY PAPERS ON ARCHITECTURE,

Large 4to, Price 7s. 6d. each Part.

WEALE'S QUARTERLY PAPERS ON ENGINEERING,

Large 4to, Price 7s. 6d. each Part.

Architects, Engineers, and Amateurs are solicited to promote the objects of these Publications, which are intended to comprise original valuable and interesting Papers, with Translations from the most esteemed Foreign Works, and Illustrations engraved and coloured in the best style of Art.

 MONTHLY SHIPMENTS made to Calcutta, Madras, Bombay, Hong Kong in China, St. Petersburg, Berlin, Hamburgh, Vienna, Frankfort, Cologne, Rotterdam, Brussels, Paris, New York, Boston, Philadelphia, and the West India Islands.

59, HIGH HOLBORN.

SUPPLEMENT

TO

JOHN WEALE'S

CATALOGUE.—1845.

ARCHITECTURE.

502.

In 4 vols. medium 4to, neatly bound in half-cloth boards, £6., or elegant in half-morocco, £7.7s.

WEALE'S QUARTERLY PAPERS ON ARCHITECTURE,

From Michaelmas, 1843, to Midsummer, 1845; comprising 1000 pages of text, of original subject matter on Architecture and the Arts in connexion, upwards of 500 Engravings, many of which are highly-coloured, and Wood-cuts illustrative particularly of Ancient Architecture in its most elegant and useful forms.

CONTENTS OF VOLUME I.

Essay on those powers of the mind which have reference to Architectural Study and Design, by George Moore, Arch^t., F.R.S., F.S.A., &c., &c.

The Suckling Papers—Antiquities of St. Omer, in France, Hotel de Ville, Cathedral, St. Bertin, Monastery, &c., &c., &c.

Life of the late William Vitruvius Morrison, of Dublin, Architect, by John Morrison, Esq., M.D., &c.

On Painted and Stained Glass at York, by Messrs. Bell and Gould, Architects, of York.

Primitive Churches of Norway.

Notices of works on Architecture, published the preceding Quarter.

Treatise on the Pointed Style of Architecture in Belgium, by A. G. B. Schayes, translated by Henry Austin, Architect.

The Art of Painting on Glass, or Glass Staining, by Dr. Gessert, translated from the German by William Pole, Assoc. Inst. C.E.

Account of the Painted Glass Windows at the Church at Gouda, in Holland, by John Weale. Illuminated Capital Letters.

Temple Church, London.

On Artistic Ecclesiastical Decoration, by John W. Papworth, A.R.I.B.A.

An historical account of the Church of St. Margaret, Stoke-Golding, Leicestershire, by T. L. Walker, Architect.

Church of St. Jacques at Liége.

Notices of works published to the Christmas Quarter.

250 pages, and 43 engravings.

ILLUSTRATIONS IN VOLUME I.

Hotel de Ville, St. Omer.

Entrance to ditto.

View of the Chapter House of the Cathedral of St. Omer.

View of the Abbey Church of St. Bertin, at St. Omer.

Window of singular tracery in ditto.

Ancient Castellated Farm House on the ramparts of the town of St. Omer.

Château de Wisque.

St. Anne teaching the Virgin to read, from the east window of All Saints, York.

St. Christopher carrying our Redeemer, from All Saints' east window, York.

St. John the Baptist, from the east window, All Saints, York.

From the tracery of the east window of the south aisle of St. Martin's Church, York.

View of a primitive church of Norway.

Panelled ceiling of ditto.

North door of the Church of Hitterdal, Norway.

South door of ditto.

West door of ditto.

Principal door of the church at Tind.

Door of the church at Borgund.

The transition and primary pointed or lancet styles.

The secondary pointed or rayonnant style.

The tertiary pointed or flamboyant style.

Examples of the fourteenth and fifteenth centuries of ornamental and illuminated capital letters.

Windows at the east end of the north and south aisles, Temple Church, London.

Decoration of ceiling—Spandril at the east end of the nave of ditto.

Stained glass from the windows at the east end of the north aisles of ditto.

Stained glass from the windows at the east end of the north and south aisles of ditto.

Stained glass from the windows at the east end of the north and south aisles of ditto.

Stained glass from the windows at the east end of the south aisles of ditto.

Stained glass from the windows at the east end of the south aisles of ditto.

Head of our Saviour, from St. Mary's, Castlegate, York.

Lower part of the east window, Acaster Malbis Church.

West window of nave, York Cathedral.

West window of nave of ditto.

West window of nave of ditto.

Emblem of the Trinity, St. John's Church, York.

The Church of St. Margaret, Stoke-Golding, ground plan and details.

View from the south-east.

View from the north-east.

Windows of the east end, and details.

Windows and details.

Parapet of tower and font.

General plan of the Church of St. Jacques, Liége.

QUARTERLY PAPERS ON ARCHITECTURE.

CONTENTS OF VOLUME II.

- On the present Condition and Prospects of Architecture in England.
- Painted or Stained Glass from West Wickham Church, Kent, traced from the windows and drawn by Mr. John G. Waller.
- Painted or Stained Glass selected from Winchester Cathedral, traced from the windows and drawn by Owen B. Carter, Architect.
- Treatise on the Pointed Style of Architecture in Belgium, by A. G. S. Schayes, translated by H. Austin, Architect.—Second portion.
- Ditto, third portion.
- Outlines and Characteristics of different Architectural Styles, by W. H. Leeds.
- Memoir on the Hall of the Middle Temple, by E. Smirke, Esq., Member of the Society.
- Supplement to Part III., or first portion of the
- Second Volume.—Ornamented and illuminated Miniatures and Letters.
- Notices of works on Architecture.
- The Suckling Papers on the Ancient Architecture and Antiquities of England.
- Some Account of Beaulieu Abbey in the county of Hants, by Owen B. Carter, Architect.
- Ancient English Gothic Architecture, by George Wightwick, Architect.
- An account of the Temple Church, by Sydney Smirke, F.S.A. and F.G.S.
- Symbolic Colours, in Antiquity, the Middle Ages, and Modern Times; from the French of F. Portal, with Notes by W. S. Inman, Assoc. Inst. C.E.—Introduction.
- First Section.
- Penton Meusey Church, Hants, by Owen B. Carter, Architect.

ILLUSTRATIONS IN VOLUME II., MANY OF WHICH ARE HIGHLY WROUGHT IN COLOURS.

WEST WICKHAM CHURCH, KENT.

Painted or Stained Glass.

From the east window of the north aisle, the figure of the Virgin crowned.

From the same window, the figure of St. Anne.

From a window on the south side, the figure of St. Christopher.

From the same side, St. Catherine.

From the same side, the Virgin and Child, with flowers.

WINCHESTER CATHEDRAL.

Painted or Stained Glass.

St. John the Evangelist, from the east window of the choir.

The Blessed Virgin, north aisle of choir.

Upper compartments of the east window of choir.

Ditto ditto.

St. Catherine, north aisle.

Presentation in the Temple, north aisle.

St. Paul, from the east window.

William of Wykeham, ditto.

St. Swithin, from the east window of the choir.

East window of choir, complete in outline.

Ethelwolf, east window of choir.

Henry VII., east window of choir.

Bishop Fox, from the east window of the choir.

St. Prisca, north aisle of choir.

St. Peter, east window of choir.

Jeremiah, east window of choir.

MIDDLE TEMPLE HALL.

Ground plan.

View of the interior of the hall.

Section of the roof.

Elevation of the screen.

Details of the screen.

ST. JACQUES CHURCH, LIEGE.

Longitudinal and transverse section of porch.

Canopy from the angle of choir, with detail.

Window on left-hand side of altar, looking east.

One compartment of groin from choir, with medallions and bosses delineated.

Plan of groining at intersection of nave and transepts.

Groining over nave.

One compartment of groin and bosses from nave delineated.

A compartment from groin at intersection of transepts delineated.

TEMPLE CHURCH, LONDON.

Carved oak elbows to seats.

Ditto.

Ditto.

TEMPLE CHURCH, LONDON.

Carved oak elbows to seats.

Stained glass from the windows at the east end of the south aisle.

Decorations of ceiling.

Decorations of ceiling, spandrils of nave.

Decorations of ceiling, spandrils at the east end of side aisles.

Side lights of centre window of south aisle.

East window of tower.

Middle light of centre window of south aisle.

Decoration of ceiling, spandrils of side aisles.

BEAULIEU ABBEY, IN THE COUNTY OF HANTS.

Ground plan of refectory and details of windows.

Transverse section in refectory, looking south, and details of south triplet.

Longitudinal section of part of the refectory, looking west.

Elevation of the pulpit in the refectory, with part of the arcade.

Section of the staircase leading to pulpit in refectory, looking west, and details.

Plan, section, and details, of pulpit in refectory.

Foliage on pulpit in the refectory.

North door of refectory leading into cloisters.

South elevation of refectory, elevation of southern compartment of the east side of refectory.—Double Plate.

South-east View of the Church of Beaulieu.

ANCIENT ENGLISH GOTHIC ARCHITECTURE.

Comparative plans of English and foreign cathedrals.

Sections of ditto.

PENTON MEUSEY CHURCH.

Perspective view of bell turret.

Ground plan and side elevation.

West elevation.

Elevation and section of turret, elevation of font.

Transverse sections, windows, doors, and font.

ILLUMINATED AND ORNAMENTAL CAPITALS, ETC.

Capital letters of the fourteenth century.

Illuminated miniature of the Resurrection. Capital letters and ancient music of the fourteenth century.

Ancient capital letters of the time of Charles the Fifth of Germany.

Monograms of the fifteenth century.

Ditto ditto

Illuminated alphabet, 1500.

Queen Mary, the last Roman Catholic Ruler of England, and her Consort, Philip the Second of Spain.

“Pray for us, pious St. Augustin.”—Miniature, with capital letters, &c.

QUARTERLY PAPERS ON ARCHITECTURE.

ILLUSTRATIONS IN VOLUME II.—*continued.*

ILLUMINATED AND ORNAMENTAL CAPITALS, ETC.
Alphabet from an illuminated manuscript of the
fourteenth century.
“Glory be to the Father, and to the Son, and to the

Holy Ghost, as it was in the beginning, is now,
and ever shall be, world without end. Amen.” In
the ancient abbreviated Latin words, with their
beautiful capital letters.

CONTENTS OF VOLUME III.

Headbourn Worthy Church, by Owen B. Carter,
Architect.
The Suckling Papers—The Ancient Architecture
of the County of Essex.
On Desecration.
Symbolic Colours, in Antiquity, the Middle Ages,
and Modern Times, from the French of Baron
Portal, with Notes by W. S. Inman, Architect.
Sections 2 and 3.

Ancient English Gothic Architecture, by George
Wightwick, Architect.
Modern English Gothic Architecture, by George
Wightwick, Architect.
The Rood-Loft of Compton Basset Church,
Wilts.
The De la Zouch Cross.
Descriptive Catalogue of the Plates illustrating
the Restoration of the Temple Church, London.

ILLUSTRATIONS IN VOLUME III., MANY OF WHICH ARE HIGHLY WROUGHT IN COLOURS.

Ancient Byzantine Cross, in the possession of the Hon.
Mr. Curzon, jun.—*Frontispiece.*
Plan, section, view, and details of Headbourn Worthy
Church, Hants.
Elevation and section of the west end of ditto.
71 elegant wood-cuts illustrative of the Church and Do-
mestic Architecture to be found remaining in the County
of Essex, together with the Heraldry of the same.
Church of Stondon Massey.
Springfield Church.
The New Hall.
Frierning Church.
Hatfield Peverell Church.
Hutton Church.
Fifield Church.
Blackmore Priory Church.
Chelmsford Church.
Margareting Church, north porch.
_____ from the vicarage gardens.
Greensted Church.
Willinghale Spain and Willinghale Dou.
Upminster Church.
Margareting Church, interior.
Boreham Church.
Stock Church.
Effigies and arms of ancient families in Margareting
Church.
Ditto.
Ditto in Hutton Church.
Ditto in Frierning Church.
Ditto in North Ockenden Church.
Armorial bearings in Springfield Church.
Greensted Church, plan, south side, piscina, arms,
effigy of arms.
Ditto.
Layer Marney Tower.
Colchester Castle.
Front and west end of Little Braxted Church.
Effigies of Knights Templars.
Ditto.
Ditto of the Marney family.
Ditto, Knights.
Ditto.
Ancient Ecclesiastic Decorations, plate, silver and gold.
Navicella with cucchiarino.
Cup in chalice.
Small bell.

Ancient Ecclesiastic Decorations, plate, silver and gold.
Vase and salver.
Ewers and salvers, fladongs, double size engraving.
Groined enriched ceiling of St. Jacques, Liège.
Symbolic Colours—“Language where the voice is not
heard.”
Ditto,—“And God divided the light from the darkness.”
Comparative section of English and Foreign Cathedrals.
_____ ends of ditto.
Plan of a Protestant Cathedral, by George Wightwick,
Architect.
Ditto, western elevation.
Ditto, south elevation.
Ditto, longitudinal section.
Ditto, Romanist Church and a Protestant Church.
Ancient hour glass and frame at Compton Basset Church.
Plan of rood-screen at ditto.
Elevation of rood-screen at ditto.
WINCHESTER CATHEDRAL: Painted Glass.
St. Tita, north aisle.
Blessed Virgin, east window of choir.
St. Bartholomew, east window of choir.
St. Lucia, north aisle.
Haggai, east window of choir.
St. Andrew, east window of choir.
St. Petronella, north aisle of choir.
St. Ursula, north aisle of choir.
St. Margaret.
Virgin and Child.
Adoration of the Magi.
St. Sitha.
St. Acatha, north aisle of choir.
TEMPLE CHURCH:
Elevation of altar piece.
Plan of ceiling, east end.
Decoration of groined dome.
_____ central archway at the west end of the
chancel.
_____ archways at the west end of north and
south aisles.
_____ spandrils and window splays, spandrils
over windows, devices, quatrefoils, &c.
West end of Benchers' seats.
Caps of columns of triforium.
Caps and bases of ditto.
Elevation of one compartment of triforium.
The whole plan of the edifice.

** The express object of this new Publication is to promote Architecture as a fine and useful
art, and its literature, science, and embellishment, by a Quarterly Publication of Original Papers
and Illustrations. Part VIII. completes the first Series, making 4 vols. Subscribers may receive
them in Parts as published, and exchange them for volumes, upon payment of the charge for
binding.

The Contents of vol. iv. will be given in two separate pages, which may be had on application
after Midsummer.

503.

In large 4to., neatly half-bound and lettered, £ 2. 2s.

THE ARCHITECTURAL HISTORY AND ARCHITECTURAL ORNAMENT, EMBELLISHMENTS,
AND PAINTED GLASS, OF THE
TEMPLE CHURCH, LONDON :

Consisting of 30 very elaborately drawn Engravings, many of which are highly coloured, and produced by Mr. Owen Jones, &c., in the best style of art; drawn from admeasurements by Mr. R. H. ESSEX; with descriptive text by SYDNEY SMIRKE, Architect.

ILLUSTRATIONS.

<p>The stained glass windows, east end, and of the north and south aisles, in colours, facsimile.</p> <p>The stained glass, east window of Tower, in colours, facsimile.</p> <p>Decorations of the ceiling, in colours, facsimile.</p> <p>Plan of the ceiling.</p> <p>Decorations of the several spandrils, in colours, facsimile.</p>	<p>Elevation of the altar, in colours, facsimile.</p> <p>Decorations of archways, in colours, facsimile.</p> <p>Compartments of inforium.</p> <p>Carved oak elbows to seats.</p> <p>West end of Benchers' seats.</p> <p>Details, capitals, columns, bases, &c., &c.</p> <p>Plan of the whole structure, engraved by Le Keux.</p>
--	--

A few copies on imperial size, extra half-binding, £ 3. 3s.

504.

In 4to, with 28 Plates, highly wrought in colours, £1. 16s. half-morocco.

**STAINED OR PAINTED GLASS OF WINCHESTER
CATHEDRAL.**

The Antiquities of Winchester Cathedral, in respect only to its magnificent stained or painted glass, the richest and best selection, made by OWEN B. CARTER, Architect, of Winchester. The Engravings all in facsimile, and highly coloured, embracing some of the finest examples extant of this admired art.

505.

In 4to, with 10 Plates and Wood-cuts, in facsimile, 5s.

**STAINED GLASS OF CANTERBURY CATHEDRAL ;
AND
FRAGMENTS TOWARD THE HISTORY OF STAINED GLASS AND THE
SISTER ARTS OF THE MIDDLE AGES.**

By J. GILBERT, Esq.

506.

Price 4s. 6d. in extra style of binding,

A CHART OF ANGLICAN CHURCH ORNAMENT ;

Wherein are figured the Saints of the English Kalendar, with their appropriate Emblems; the different Styles of Stained Glass; and various Sacred Symbols and Ornaments used in Churches.

By FRANCIS BEDFORD, Jun.

Author of a 'Chronological Chart of Anglican Church Architecture,' &c.

507.

By the same Author, uniform with the above, Price 3s.

EXAMPLES OF ANCIENT DOORWAYS AND WINDOWS ;

Arranged to illustrate the different Styles of Gothic Architecture, from the Conquest to the Reformation.

It has been the aim of the Author of this little Chart to present such examples as may most clearly illustrate the successive changes in style, together with a few remarks on the characteristic peculiarities which marked each period. The names of the Buildings from which the examples are selected, are in all cases given.

508.

2 vols. large folio, in the most splendid style of printing, and by hand colouring, in 60 Plates, half-bound in morocco,

ANCIENT DECORATIVE, ORNAMENTAL, AND ECCLESIASTICAL ARCHITECTURE

Of the 13th, 14th, and 15th Centuries; comprising INTERIOR EMBELLISHMENTS, early ECCLESIASTICAL MODELS, SCREENS, CEILINGS, MONSTRANCES, PAINTED OR STAINED GLASS, &c. Collected in Holland, Belgium, and England, in the years 1843 and 1844, by JOHN WEALE.

* * This work is unrivalled in beauty, and in its interest and utility as a work of art.

509.

In 4to, with Engravings, 10s. 6d. in boards.

A TREATISE ON THE

POINTED STYLE OF ARCHITECTURE IN BELGIUM.

Written in reply to the following Questions:

About what period did Pointed Architecture, improperly termed Gothic, first make its appearance in Belgium?

What peculiar characteristics has this style of Architecture assumed at different epochs?

Who were the most celebrated Architects who employed it?

And which the most remarkable works erected by them?

By A. G. B. SCHAYES, Brussels. Translated by HENRY AUSTIN, Architect.

510.

THE MAGNIFICENT PAINTED GLASS OF THE CATHEDRAL AT GOUDA, IN HOLLAND.

An Account, with the highly-finished Illustrations in facsimile, of the assemblage (the largest and most renowned in the world) of the most finished painted Glass Windows of the Church, dedicated to St. John the Baptist, in the city of Gouda, in the kingdom of Holland, consisting of thirty-one windows, varying from 70 to 140 feet in height, and in the most perfect preservation; the combined productions of

DIRK and WAUTER CRABETH.

These extraordinary and unique productions were executed for, and presented by, Mary I., Queen of England; Philip II., King of Spain; Princess Margaret of Austria, then Duchess of Parma, and Governess of the Low Countries; William I., Prince of Orange; the Lords' States of South and North Holland; the chief cities of Holland, &c., &c.

The drawings in facsimile and in colours were (with much talent) made after the labour and study of many years, by

M. KRAM, of Utrecht, Architect to the King of Holland.

This work, equal in execution to the original, will be published in 3 Parts, imperial folio.

The Etchings are produced by Mr. JOHN WALLER, Artist, and coloured also by an Artist, under his direction, and that of M. KRAM.

Part I. will appear June 24th, 1845; Parts II. and III. in the following Spring.

511.

In 4to, boards, 4s.

THE ART OF PAINTING ON GLASS, OR GLASS STAINING;

Comprising full and complete directions for preparing the necessary pigments and fluxes; for laying them upon the glass; and for the process of fixing or burning the colours in; with descriptions of the furnaces and apparatus required for the various operations.

By Dr. M. A. GESSERT, Author of the 'History of Glass Painting.'

Translated from the German by WM. POLE, F.R.A.S., F.G.S., Assoc. Inst. C.E.

512.

In 4to, with very fine Plates, a new edition, corrected and extended, 5s. sewed in wrapper.
**REPORT AND INVESTIGATION INTO THE SEVERAL QUALIFICATIONS AND FITNESS OF
 STONE FOR BUILDING PURPOSES,**
 MORE PARTICULARLY FOR THE NEW HOUSES OF PARLIAMENT,
 And expressly inquired into by Commissioners appointed by Her Majesty, viz., Sir T. Henry
 De la Bèche, Chas. Barry, Esq., Architect, C. H. Smith, Esq., Sculptor.

513.

In 4to, with 5 Engravings, 7s. 6d. neatly sewed in a wrapper, (only a very few separate copies printed.)
MODERN ENGLISH GOTHIC ARCHITECTURE.
 By GEORGE WIGHTWICK, Architect, &c., &c.

514.

Recently published, Price £3. 3s. in a neat portfolio.
HISTORY OF WARWICK CASTLE:
 Illustrated by Plans, Elevations, and Internal Views from actual measurement.
 By CHARLES WILLIAM SPICER, Esq.

515.

**ENGLISH DOMESTIC ARCHITECTURE OF THE TIMES OF HENRY VIII., ELIZABETH,
 AND JAMES I.**

In folio, with 20 fine Plates, in half-morocco, gilt, 25s.
**EXAMPLES OF THE HOUSES AND MANSIONS OF THE
 COUNTRY GENTRY OF THE PERIOD OF 1560 TO 1620.**
 Drawn by F. LAMB, Architect, and lithographed with tinted stones by Mr. F. BEDFORD.
 Comprising accurate delineations of the subjects as specimens for present practice, together with
 some details required on the designing of Houses in this desirable style.

ANCIENT ENGLISH CHURCHES,

IN THE SAXON, EARLY ENGLISH, AND PERPENDICULAR DECORATED STYLES.
 Drawn, engraved, and written expressly for Weale's Quarterly Work on Architecture.

Some few copies of each are to be had separately, as follows:

516. An Architectural and Historical Account of the CHURCH of ST. MARGARET, STOKE-GOLDING, Leicestershire. In 4to, 6 fine Engravings by the Le Keux's. In boards, 7s. 6d.
517. Some Account of BEAULIEU ABBEY, in the County of Hants. By OWEN B. CARTER, Architect. 10 fine Plates, in boards, 9s.
518. An Account of PENTON MEUSEY CHURCH, Hants. By OWEN B. CARTER, Architect. 5 fine Plates, by John Le Keux. In boards, 5s.
519. An Account of HEADBOURN WORTHY CHURCH. By OWEN B. CARTER, Architect. 2 Plates, by J. H. Le Keux. 3s.
520. The Architectural History and Antiquities of the CHURCH at BISHOPSTONE, Wilts. By O. B. CARTER. With 18 very elaborately engraved Plates, by John Le Keux. Half-bound, 10s. 6d.—India proofs, large paper, 18s.
521. Plans, elevations, sections, and details of HOLYCROSS ABBEY, IRELAND. By B. WOODWARDE, Architect. The Plates executed by Mr. Bedford. In boards, 10s. 6d.
522. The Architectural History and Antiquities of the COLLEGIATE CHURCH of ALL SAINTS, MAIDSTONE; with an Essay on the Polychromatic Decoration of the Early and Middle Ages. With 13 fine and elaborate Engravings, some of which are coloured in facsimile. By JOHN WHICHCORD, jun., Architect, of Maidstone. Half-bound, 10s. 6d.—India proofs, large paper, 18s.
523. An Account of the CHURCH of the HOLY CROSS at BINSTAD, and ST. MARIE'S CHURCH, CARISBROOK, in the Isle of Wight; with Architectural Illustrations of the same, together with the Stained Glass. By R. J. WITHERS, Architect. 5s.

524.

In 4to, £1. 8s.—Large Paper Proof Impressions, imperial 4to, £2. 8s.

MEMORIALS OF THE
**ANTIQUITIES, ARCHITECTURE, HERALDRY, AND FAMILY
 HISTORY OF THE COUNTY OF ESSEX.**

With numerous Engravings and Embellishments of the Ancient Church Architecture, Antiquities,
 and Heraldry of that County.

By the Rev. ALFRED SUCKLING, LL.B.

Rural Dean, Rector of Barsham, and Member of the British Archæological Association.

525.

In 4to, with Illustrations, Part I., Price 10s.

MEMORIALS OF THE
ANTIQUITIES OF THE COUNTY OF SUFFOLK;
 Or, HISTORICAL, GENEALOGICAL, and ARCHITECTURAL NOTICES of the several Towns and Villages
 of that County.

By the Rev. ALFRED SUCKLING, LL.B.

Rural Dean, Rector of Barsham, and Member of the British Archæological Association.

It is not a little singular, that while the prevailing taste has now for some years encouraged the labours of the Topographer, little, except in a few favoured spots, has been done to illustrate the History of the County of Suffolk. Nor is the opprobrium confined to the present generation: tedious and imperfect as the descriptions of our predecessors have but too frequently proved, we cannot refer even to these sources in the present instance; and those MS. collections which have been made, while they promise both to aid and enrich his own researches, await in our public libraries the renovating hand of the modern Antiquary.

But a County History is no light undertaking, and leisure as well as the means of information are but seldom united; and even where these requisites are fortunately combined, a formidable obstacle presents itself in the shape of expenditure. But encouraged by the wishes of those, whose approbation is of most importance to a work of this nature, the Author has ventured to encounter these difficulties, and commence his undertaking, in the confidence of ultimate remuneration by the sale of a large impression to a liberal public.

It is expected that the work may be comprised in Twelve Parts, three of which will be published in a year, and each of which will contain 112 quarto pages, and 18 Illustrations.

Imperial 4to, (only 50 copies printed,) Price 18s.

526.

In 4to, very beautiful and unique examples, 8 Plates, 9s. sewed in a wrapper.

**ORNAMENTED & ILLUMINATED LETTERS & ALPHABETS
 OF THE 14TH AND 15TH CENTURIES.**

527.

In imperial folio, 19 highly-finished lithographed Engravings, Price to Subscribers, in
 half-morocco, £2. 2s.

ILLUSTRATIONS OF THE ROCK-CUT TEMPLES OF INDIA.

Designed to illustrate the Architecture of the Buddhist and Brahmanical Caves and Monoliths, from
 the earliest to the latest Periods at which such works were executed in India.

By JAMES FERGUSSON, Esq., F.R.A.S. and F.R.G.S.

Some copies of a Disquisition on the subject, with descriptive Letter-press, by Mr. Fergusson, in
 8vo, with 10 detailed Engravings, will, by permission of the Royal Asiatic Society, be allowed to be
 sold to the Subscribers of the Illustrations for 5s. 6d., in addition.

A few copies coloured in imitation of the original Drawings will be issued at an advanced price.

ENGINEERING.

528.

In 4 vols. medium 4to, £3. 12s., or elegantly half-bound in morocco, £4. 16s.

WEALE'S QUARTERLY PAPERS ON ENGINEERING.

Commenced (coeval with the 'Quarterly Papers on Architecture') at Michaelmas, 1843, and up to Midsummer, 1845: comprising 1000 pages of Text of original subject matter on Civil and Mechanical Engineering, with 120 Engravings, exhibiting Sections and Details of Construction of recently executed Examples of Mechanical Works.

CONTENTS OF VOLUME I.

- | | |
|--|--|
| <p>Memoir of James Brindley, Civil Engineer, by Samuel Hughes, C.E.</p> <p>Memoir of William Chapman, C.E.</p> <p>The Dredging Machine.</p> <p>On the history, construction, utility, and modern Improvements of Dredging Machines, by the late John Rennie, C.E.; Messrs. Summers, Groves, and Day, Engineers, of Southampton; Messrs. Bury, Curtis, and Kennedy, Engineers, of Liverpool, &c.</p> <p>Account of the Engines of the Russian steam frigate of war <i>Kamschatka</i>.</p> | <p>Hints on some Improvements of the Steam Engine, by Joseph Gill.</p> <p>Notices of Works on Engineering in the preceding Michaelmas Quarter.</p> <p>On Setting out the Widths of Ground required for the Works of a Railway or Canal, &c., by F. W. Simms, C.E. M. Inst. C.E.</p> <p>Memoir of William Jessop, by S. Hughes, C.E.</p> <p>On the Advantages of employing a Framework of Malleable Iron in the Construction of Jetties and Breakwaters, by Captain Vetch, R.E. F.R.S.</p> <p>Notices of Books on Engineering published to Christmas Quarter.</p> |
|--|--|

PLATES IN VOLUME I.

- | | |
|---|---|
| <p>Portrait of James Brindley, C.E.</p> <p>Portrait of William Chapman, C.E.</p> <p>Machine for raising mud out of Messrs. Parry and Well's dock, at Blackwall.</p> <p>Plan of ditto, ditto.</p> <p>Section of mud machine for Hull Docks.</p> <p>Engines of the steam ship <i>Kamschatka</i>, plan.</p> <p>Section of ditto.</p> <p>Front elevation of ditto.</p> <p>Plan, elevation, and section of boilers of ditto.</p> <p>Wood-cuts explaining Mr. Simms's Paper.</p> <p>Portrait of William Jessop, C.E.</p> <p>Twenty horse-power dredging machine, designed by Messrs. Summers, Groves & Day. Longitudinal section.</p> | <p>Plan of the preceding.</p> <p>Section of ditto, ditto.</p> <p>Section of ditto, ditto.</p> <p>Side and front views, and plan of buckets of ditto, ditto.</p> <p>Tumbler, ditto, ditto, section.</p> <p>Longitudinal section of twenty horse-power dredging machine, designed and manufactured by Messrs. Girdwood and Co., Glasgow.</p> <p>Plan of ditto, ditto.</p> <p>Buckets of ditto, plans and sections.</p> <p>Elevation of iron jetty or breakwater, connected with the shore.</p> <p>Plans, elevations, and sections of ditto.</p> |
|---|---|

CONTENTS OF VOLUME II.

- | | |
|--|---|
| <p>Report on the Railroad constructed from Kingstown to Dalkey, in Ireland, upon the Atmospheric System, and upon the Application of this System to Railroads in general, by M. Mallet.</p> <p>Sketch of a novel Method of applying the Atmospheric Pressure to Railways, by means of Pneumatic Locomotive Engines, by Joseph Gill.</p> <p>Memoir of Mr. Samuel Clegg, C.E.</p> <p>Treatise on Heat, by E. Pelet.</p> <p>Dredging, by Messrs. Bury, Curtis, and Kennedy.</p> <p>The Harbours of the South-eastern Coast, by W. Mullingar Higgins, C.E.</p> <p>Restoration of the Herne Bay Pier, by W. Mullingar Higgins, C.E.</p> <p>Examples of Engineering in the United States of North America.</p> | <p>On Havens of Safety, by James Vetch, Capt. Royal Engineers, F.R.S.</p> <p>Sir John Rennie's Report on Holyhead and Port Dynllaen Harbours.</p> <p>An Investigation of the comparative Loss by Friction in Beam and Direct Action Steam Engines, by William Pole, F.R.A.S., F.G.S., &c., &c.</p> <p>The Engineering of Holland, from the Dutch of Brunning, Caland, and others, by Hyde Clarke, C.E.</p> <p>Review of the Circumstances which have affected the Consumption of Fuel in the Locomotive Engines of the Liverpool and Manchester Railway, &c., by Edward Woods, C.E., Liverpool.</p> <p>Sir John Macneill's Report on the Atmospheric Railway.</p> |
|--|---|

QUARTERLY PAPERS ON ENGINEERING.

PLATES IN VOLUME II.

Plan and longitudinal section of the Dalkey Atmospheric Railway.
 Sectional details of machinery.
 Ditto, ditto, carriage, &c.
 Sectional pipe and opening of Mr. Gill's tube, in page 5 of Mr. Gill's Paper.
 Portrait of Samuel Clegg, C.E.
 Longitudinal section of a twenty-five horse-power dredging machine.
 Plan of ditto
 End view of ditto.
 Transverse section of ditto.
 Buckets, links, and details of ditto.
 Top and bottom reel of ditto.
 Herne Bay Pier, detail.
 Ditto, ditto.

American hydraulic and pneumatic slip for hoisting into dock and repairing ships.
 Plan of the preceding.
 American timber hauling and hoisting slip for ships.
 Haven of safety, near Deal; plan and soundings to illustrate Capt. Vetch's Paper.
 Ditto, Machinery.
 Ditto, ditto.
 Diagrams to illustrate Mr. Pole's Paper on the Friction of Steam Engines.
 Plan and sectional parts to illustrate Mr. Hyde Clarke's Paper on the Dutch Principle of Embanking.
 Sections of ditto.
 Ditto, ditto.
 Cylinders of locomotive engines; modern valves; old do.
 Sectional parts of ditto.

CONTENTS OF VOLUME III.

M. Pecelet's Treatise on Heat, translated into English. With numerous plates.
 Report of Thos. Page, Esq., C.E., on Harbours. With plates.
 Description of a Model Plan for the Construction of a spacious Harbour in connexion with the Granton Pier, by Capt. Boswall, R.N. With diagrams.
 Iron Roof of the New Houses of Parliament. With eight elaborate plates.
 Notice of the Bangor Slate Quarries, with some general Remarks on Slate, and the various modes of working it, by Samuel Hughes, C.E.
 On Woolf's Patent Steam Engine.
 On American Steam Navigation.

M. Arago's Report on the Atmospheric Railway System.
 The great Iron Bridge about to be erected over the River Nevka, St. Petersburg. With engravings.
 Inquiry into the Fall necessary in the Cross Sections of Roads, and the best form of Cross Section, by John Neville, C.E., M.R.I.A. With diagrams.
 Memoir of the Thames Tunnel, by Henry Law, under the inspection, revision, and sanction of Sir Isambart Brunel. With wood-cuts, and plates by Gladwin.
 On the Manufacture of Bricks and Tiles in Holland, by Hyde Clarke, C.E.

This Series of 'QUARTERLY PAPERS ON ENGINEERING' will present many distinguishing features of the bold and stupendous works of modern times. Among several subjects in the course of publication is the Thames Tunnel, which, from its originality, and the difficulties surmounted in its construction, is of peculiar interest to Engineers. Sir Isambart Brunel, the Engineer, has liberally permitted one of his Pupils, Mr. Henry Law, to draw up a scientific account, developing its construction and course of operation. It will be acknowledged by all Engineers as a great boon to the profession; and as an example to the student, by setting before him a series of ingenious contrivances which overcame the many obstructions by which the work was impeded.

DISTINGUISHING FEATURES OF THIS PORTION OF THE WORK.

The first idea conveyed to Sir Isambart by observing the *Teredo Navalis*. The size and form of the present Tunnel. Reasons for adopting the square form externally. Its great strength and stability. Security of foundation, the Tunnel being specifically lighter than the displaced ground.

The mode of sinking the Rotherhithe shaft. Difficulties experienced from the looseness of the ground and the influx of water; bed of quicksand passed through; underpinning resorted to; difficulties increased with the depth; a smaller well sunk inside the shaft to a depth of 80 feet; very extensive quicksand met with, confirming the opinions of the geologists who had warned Sir Isambart not to go too deep. Invert made at the bottom of the shaft.

Description of the shield. The ample protection which it afforded to the workmen; the various mechanical arrangements for combining strength and security, with facility of movement, and the prevention of derangement in the moving parts; the division of the shield into twelve distinct parts, each complete in itself, and capable of alternately supporting the ground and moving forward.

The operation of putting together the shield; its passage out of the shaft. Difficulties in managing the shield, from the inexperience of the men. The brickwork commenced behind the shield. Sudden breaking in of the ground, and the means taken for repairing it. Account of the progress of the tunnel up to the first irruption; the cause of the irruption, and the means adopted for filling the hole in the river

QUARTERLY PAPERS ON ENGINEERING.

and re-entering the Tunnel; the brickwork found uninjured. The works recommenced, and progress before the second irruption. Suspension of the works for want of money.

Resumption of the works. Removal of the old shield, and insertion of the new one, a peculiarly hazardous operation. Progress with the new shield. Extreme looseness and fluidity of the ground; various expedients resorted to in order to make progress. Third, fourth, and fifth irruptions; the system of hooks and links resorted to, found very beneficial; great difficulties from the looseness of the ground, the

quantity of water, and the impurities in the air. Several large cavities found in the ground. Improvement in the rate of progress as the shield approached the north shore.

The Wapping shaft commenced, an operation accomplished very successfully. Driftway made from the Tunnel to the shaft; the first passage effected through it. Completion of the Tunnel. Means resorted to for stopping the infiltration.

Concluding observations, cost, estimates, &c.

Continued through four or five Parts.

ILLUSTRATED BY THE FOLLOWING PLATES.

Transverse section of Tunnel, showing the manner of construction.

Two of the Rotherhithe shaft, showing the method of sinking.

Details of the shield.

Drawing of the first irruption.

Drawing of the third irruption. Details.

Drawing of the Wapping shaft.

Longitudinal section of Tunnel, and transverse section of the river, with the shipping.

And other illustrative Examples.

** It is intended to continue this entirely new work quarterly; to comprise original Papers on subjects suitable to the practical Engineer, and which may form an excellent continuation of the Two Volumes of the Transactions of the Institution of Civil Engineers, still to be had of the original Publisher; forming, with the Papers of the Royal Engineers, of which 8 volumes are now published, the most important Volumes extant on Engineering Art.

529.

A NEW AND IMPORTANT WORK.

A COMPLETE HISTORY OF MECHANICAL & ENGINEERING ART IN GREAT BRITAIN FROM 1623 TO 1845:

CONSISTING OF

A Chronological List of all the Patents for Inventions granted from 1623 to 1845 (James I. to Victoria); including the Names of the Patentees—Definitions of the Inventions—Descriptive Notices—Reference to Books in which the cases have been reported at length—General Notices, such as whether the invention was carried into execution; or, if abandoned, from what cause, and other matter that may occur in the progress of the work, which may be deemed useful or interesting towards a history of the particular class of Invention under consideration, or towards the history of Inventions generally—Notices, where known, of similar unpatented Inventions, or Inventions to effect the same objects which may have been described.

The Patents will be classed according to their use or construction, under the heads of Steam Engines, Boilers, Furnaces, Chemical Processes, Cotton Machinery, &c.; with an Alphabetical List of the Patentees.

It is intended to employ a Gentleman of high attainments at the Bar to draw up an analytical and legal examination into the whole subject, as affected by the present Law, and its moral effects on Society.

530.

In 1 vol. 4to, 5s.

OBSERVATIONS ON THE NEW FRENCH LAW RELATIVE TO PATENTS FOR INVENTIONS,

And the Statutes now in force appertaining to Letters Patent for Inventions in Great Britain and the Colonies.

By CHARLES EGAN, Esq., Barrister-at-Law.

531.

PAPERS ON SUBJECTS CONNECTED WITH THE DUTIES
OF THE CORPS OF ROYAL ENGINEERS.

Edited by Captain W. DENISON, R.E.

The series of 8 volumes in 4to, containing an assemblage of more usefully valuable Papers on Civil, Military, and Mechanical Engineering and Architecture, than can be found embodied in any of the Transactions of modern date of any country; comprising also about 500 excellent Engravings, elaborately detailing every species of the art of construction applicable in all parts of the globe.

PRICES OF VOLUMES.

Volume I.	£0 16 0
II.	1 5 0
III.	1 5 0
IV.	1 8 0
V.	1 16 0
VI.	1 16 0
VII.	1 10 0
VIII.	1 5 0

£11 1 0

All very neatly bound in cloth and lettered.

CONTENTS OF VOL. VII.

Report on the Application of Forts, Towers, and Batteries to Coast Defences and Harbours. By Colonel LEWIS, R.E.
 On the Construction and Ventilation of Prisons. By Major JEBB, R.E.
 On the Conducting Power of Water as applied to Submarine Explosions by Voltaic Electricity, with Details of Apparatus. By Lieutenant HUTCHINSON, R.E.
 A Description, with Memoranda, of the Bridge across the Kat River, at Fort Beaufort, Cape of Good Hope. By Captain WALPOLE, R.E.
 Addition to 'Notes on Acre,' &c. By Lieut.-Colonel ALDERSON, R.E.
 Notes on Swing or Flying Bridges. By Captain NELSON, R.E.
 Memoranda on Transition Lime and Limestone as obtained from different Quarries at Plymouth. By Captain NELSON, R.E.
 Description of a Suspension Bridge erected over the Canal in the Regent's Park, upon Mr. Dredge's principle. By Captain DENISON, R.E.
 Description of the Balance Gates at the Compensation Reservoir of the East London Water-Works at Old Ford, designed and erected by THOMAS WICKSTEED, Esq., C.E. By Captain DENISON, R.E.
 Description of a small Observatory erected at Chatham, for the use of the Officers of the Corps of Royal Engineers. By Captain H. D. HARNESS, R.E.
 Experiments carried on at Chatham by the late Lieutenant HOPE, Royal Engineers, on the

Pressure of Earth against Revetments, and the best Form of Retaining Walls.
 Account of the Failure of a Floor in Edinburgh, in 1833. By Lieut.-Colonel THOMSON, R.E.
 Report on the Construction of an Iron Beacon at the Harbour of Black Rock, Connecticut. Railways. By G. DRYSDALE DEMPSEY.
 Description of the Mode adopted for Repairing and Supporting the Western Retaining Wall of the London and Birmingham Extension Railway. By G. DRYSDALE DEMPSEY.
 Report on the System of Drainage of Low Lands in Holland, the Mechanical Means employed therein, and the differences of Cost, &c. By G. W. HUGHES, Topographical Engineer, United States' Army.

APPENDIX.

Addenda to the Account of the Operations at the Round Down Cliff, Dover, inserted in the sixth volume. By Lieutenant HUTCHINSON, R.E.
 On the Means of Preventing Damp in Walls.
 Experiments on an Open Cast Iron Girder.
 Notes and Experiments on Iron Girders.
 Particulars of an Experiment performed at the Bricklayers' Arms Station, South Eastern Railway.
 Experiments on the Condensation of Gravel and Sand. By Lieut.-Colonel THOMSON, R.E.
 Experiment on the Strength of the Principals of a Wrought Iron Roof.
 Memorandum on the Use of Asphalte in covering Casemates.

The Contents of the preceding volumes are given in the first portion of this Catalogue.

Vol. VIII. will be published in June, 1845.

**THE STEAM ENGINE & STEAM NAVIGATION.**

532.

THE APPENDICES TO THE ELABORATE AND RECENT EDITION OF
**TREDGOLD ON THE STEAM ENGINE AND ON
 STEAM NAVIGATION**

Are now complete ; being the Appendices A, B, C, D, E, F, and G :

Comprising very amply illustrated subjects on Steam Navigation, Steam Vessels, both of Iron and Timber, Steam Engine in the Government Arsenal, Woolwich ; Marine Engines ; an investigation and complete development of Screw-propelling, and an elaborate Treatise and detailed Illustrations of the Cornish Engine, &c.

Collected and bound uniformly in one folio volume, with the Text in medium quarto, half-cloth boards, Price £5. 15s. 6d. ; or very neatly half-bound in morocco or russia, gilt tops, Price £7. 7s.

The different portions may still be had separately as follows :

A.	£0 14 0
B.	0 18 0
C.	0 14 0
D.	0 10 6
E. F.	1 5 0
G.	1 12 0—£5. 13s. 6d. in wrappers.

The Engravings are on a large scale, for practical use, and were drawn, explained, and corrected under the direction of the following scientific gentlemen : Messrs. Laird, Liverpool ; Messrs. Seaward, Limehouse ; Messrs. Fairbairn, Mill Wall, Poplar ; Oliver Lang, Esq., Her Majesty's Shipwright, Woolwich ; Messrs. Miller and Ravenhill ; Sir William Symonds, &c., &c., &c.

533.

THE COMPREHENSIVE WORK ON
THE STEAM ENGINE,
 FOR MANUFACTURES, MINING, AND LOCOMOTION FOR RAILWAYS,
 ON
STEAM NAVIGATION, AND NAVAL ARCHITECTURE,
 By TREDGOLD,

Fully described in the first part of the Catalogue, together with the additional Appendices designated by the letters A, B, C, D, E, F, and G.

Making—Text, 2 vols. medium quarto ;—Plates, 2 vols. folio ;

In all 4 Vols., comprising 249 Illustrations, neat in boards, Price £9. 19s. 6d. ; or in half-morocco, very neat, and strongly bound, £12. 12s.

534.

THE GREAT BRITAIN ATLANTIC STEAM SHIP.

In Four Parts, Price 10s. each, large 4to, with 40 elaborately executed Plates, a popular and scientific description of

THE GREAT BRITAIN, OF 3500 TONS.

Constructed of Iron, with Engines of 1000 horse-power, and the Screw Propeller.

By THOS. R. GUPPY, Assoc. Inst. C.E.,
 Engineer to the Great Western Steam Ship Company.

The Work will thoroughly elucidate all the mechanical contrivances by which so great an advance has been made in the science of Steam Navigation. The Engravings will consist of Scientific Details of the Construction of the Machinery, and the Method of Propulsion, together with Explanatory Illustrations of the Hull of the Vessel, and dimensions of the whole.

Those who immediately subscribe will have advantages from which after purchasers will be excluded.



535.

Text in 4to, Price £1. 12s., illustrated by 9 elaborate Plates in large folio, by GLADWIN, of a Cornish Engine on the most modern construction, made at Hayle Copper House Foundry, Cornwall; the Plates revised by Mr. SAMUEL HOCKING, of Hayle.

A TREATISE ON THE CORNISH PUMPING ENGINE,

IN TWO PARTS, VIZ.:

- Part I. A Historical Notice of the Application of the Steam Engine to the purpose of Draining the Mines of Cornwall, and of its progressive improvement in that district up to the present time.
Part II. A full and complete Description of the Cornish Pumping Engine, illustrating its various peculiarities.

By WILLIAM POLE, C.E.,

Professor of Civil Engineering in Elphinstone College, Bombay; Assoc. Inst. C.E., F.R.A.S., &c.

LIST OF THE PLATES.

- | | |
|--|---|
| <ol style="list-style-type: none"> 1. Plan of engine and boilers. 2. Side elevation of engine. 3. End view of engine and boilers. 4 & 5. Details of cylinder, nozles, valves, hand-gearing, cataract, &c., to a large scale. | <ol style="list-style-type: none"> 6. Details of air-pump, condensers, feed-pump, &c. 7. Ditto of boiler, and boiler apparatus. 8 & 9. Elevation and sections of pumps and pit-work. |
|--|---|

"This concludes the Appendices to Weale's Edition of 'Tredgold on the Steam Engine,' one of the most magnificent and useful works which has ever been published for the engineering profession in any country. The work is of such a character, so extensive in its bearings, so copious in its illustrations, that we have been indeed surprised at the enterprise of the publisher, and the cordial support of the public. On both it confers honour; on the publisher for his spirited undertaking, on the public, and the engineering profession in particular, for responding to such an appeal. No part of the steam engine, in its numerous applications and varied improvements, has been left unillustrated; but whether as regards the railway, the mine, or the ship, the steam engine is seen here delineated from the best models, with a degree of sumptuousness more usually looked for in a national work than in the publication of a private individual. To have conceived such an expensive undertaking, one requiring so much labour, so much energy, and such an outlay of capital, and to have prosecuted it successfully, entitles the publisher to the sincere thanks of all those who desire to encourage practical and valuable works.

"The concluding Part contains an able Treatise on the Cornish Pumping Engine, by William Pole, who, for his high scientific attainments, was lately appointed by the Hon. East India Company, Professor in Elphinstone College, at Bombay. This Treatise is divided into two parts.

"The first Part is devoted to an historical notice of the application of the steam engine to the purpose of draining the mines of Cornwall,

and of the progressive improvement it has received in that district. Beginning with the projects of Savery, we pass on to the actual use of the atmospheric engine, and notice the peculiar circumstances connected with its general introduction into the south-western mining districts. Smeaton and Watt come next in order, and the subsequent improvements by the Cornish engineers are the more prominently dwelt on, because their nature and history are comparatively so little known. The account of the introduction of the *Duty Reports* cannot fail to be interesting, as showing not only the means by which the progress of improvement is so easily traced, but also the great stimulus which has acted to encourage the efforts of the engineers.

"The second Part contains a minute and detailed description of the Cornish single-acting pumping engine, according to its most modern construction; particularly noticing its various peculiarities as contrasted with the ordinary Boulton and Watt single-acting engine, generally used in other parts of the country.

"This Part, illustrated with nine splendid plates, shows minutely every part of a Cornish Pumping Engine, manufactured by Messrs. Sandys, Carne, and Vivian, of Copper House Foundry and Engine Works, Hayle, Cornwall: the engine has been erected at the mines of the Languin Coal and Iron Company, near Nantes, for the purpose of draining the collieries.

"We have not been able to peruse the Paper with that attention it deserves; we must, therefore, reserve till a future opportunity the remarks which we are desirous of making."—*Civil Engineer and Architect's Journal*, Aug. 1844.

536.

In 4to, Price 3s. 6d.

AN INVESTIGATION OF THE COMPARATIVE LOSS BY FRICTION IN BEAM AND DIRECT ACTION STEAM ENGINES.

By WM. POLE, F.R.A.S., F.G.S., &c., &c.

THE ATMOSPHERIC RAILWAY SYSTEM.

537.

In 4to, with 27 Tabular Engraved Plates, medium 4to, Price 7s.

REPORT ON THE ATMOSPHERIC RAILWAY SYSTEM.

By ROBERT STEPHENSON, Esq.

538.

In 4to, Price 7s. 6d. cloth boards.

SIR JOHN MACNEILL'S REPORT ON THE ATMOSPHERIC RAILWAY.

First—Report as to the eligibility of the Atmospheric Principle as a Moving Power on a Line of Railway.

Second—Report as to the selection of the Banks of the Grand Canal as the ground for a Great Trunk Line.

539.

In 4to, with 4 large Plates, showing the Machinery, &c., Price 3s. 6d.

REPORT ON THE RAILROAD CONSTRUCTED FROM KINGSTOWN TO DALKEY, IN IRELAND, UPON THE ATMOSPHERIC SYSTEM,

AND UPON THE APPLICATION OF THIS SYSTEM TO RAILROADS IN GENERAL.

By Mons. MALLET, C.E., of Paris.

540.

In 8vo, with Plates and Diagram, Price 2s. 6d.

A TREATISE ON THE ADAPTATION OF ATMOSPHERIC PRESSURE TO THE PURPOSES OF LOCOMOTION ON RAILWAYS.

By J. D'A. SAMUDA, C.E.

541.

NEW WORK ON RAILWAY MAKING.

In 4to, with 35 elaborate Engravings by Mr. Lowry, very neat, cloth lettered.

A SCIENTIFIC AND POPULAR ACCOUNT OF THE RAILWAY CONSTRUCTED FROM DUBLIN TO DROGHEDA.

By Sir JOHN MACNEILL,

Civil Engineer, LL.D., F.R.S., Professor of Practical Engineering in Trinity College, Dublin.

This work will furnish the young Civil Engineer, the Student, and the Public, with every Detail, Explanation of Construction, Specification, and Detailed Estimates of Cost.

The Text will in all respects be most ample, and arranged as a Text-Book for Practice.

542.

In 8vo, Monthly, Price 2s. 6d.

THE RAILWAY REGISTER, AND RECORD OF ENGINEERING AND PUBLIC ENTERPRISE,

For Railways, Canals, Harbours, Docks, Mines, Steam Navigation, Banks, Assurance, Patents, Inventions. With Engravings and Plans of Railways.

Edited by HYDE CLARKE, Esq.

543.

In royal 8vo, with numerous Illustrations, Price 14s.

AIDE-MÉMOIRE OF THE MILITARY SCIENCES,
FOR THE USE OF THE CORPS OF ROYAL ENGINEERS AND THE EAST INDIA
COMPANY'S FORCES.

Part I., comprising all those subjects that come within the letters A, B, C, accompanied by
89 Engravings and numerous illustrative Wood-cuts.

Colonel Lewis, R.E., during forty years of constant employment in three parts of the globe, has observed the want of an Aide-Mémoire, or Memoranda of Reference, when far from practical works and practical men.

In the course of long services, the Engineer is at one time employed in the field,—in the attack and defence of places,—in the construction of works and bridges; at other times, in the Colonies and remote stations; and, being perhaps the only professional person present, is called upon to furnish plans and estimates for the execution of civil and military buildings,—for canals, railroads, &c.

If this is the common routine of an Engineer Officer's duty, is he prepared to meet all emergencies? and can he find a library of reference in a few volumes to afford the desirable assistance to memory?

Thus far this has not been possible. Colonel Lewis has therefore proposed to have this want supplied, by the united exertions of the whole Corps of Royal Engineers, and by those of the East India Company's Service, whose duties are as varied in climate as in their nature; and he has therefore suggested the subjoined scheme to carry it into effect.

The term 'Aide-Mémoire' is selected as not involving the Editors and Contributors in the necessity of giving complete treatises, as implied by the words Encyclopædia, Dictionary, and Manual.

544.

**A COMPLETE DICTIONARY OF MILITARY TECHNOLOGICAL
TERMS, IN GERMAN, ENGLISH, AND FRENCH.**

By Capt. G. F. DUCKET, 87th Regiment.

This work, upon which the author has for some years been engaged, will comprise the technical terms in use in every branch of the military service, but particularly those of the Artillery and Engineers.

The work has been framed upon the best Dictionaries of the Continent, and no pains or expense have been spared by the author in the attainment of his object, which has been to produce a work *correct and purely technical*, and free from those ambiguities and faults with which all attempts at any thing approaching to a Dictionary in German and English have hitherto abounded.

545.

In 4to, with very beautiful Engravings, half-bound in morocco, 15s.

NOTES ON ACRE,
AND SOME ACCOUNT OF THE COAST DEFENCES OF SYRIA.

By Lieut.-Colonel ALDERSON, R.E., &c., &c.

546.

In the Press, in 2 vols. 8vo, with an Atlas of Plates,

A THIRD EDITION OF

GENERAL SIR JOHN T. JONES'S 'JOURNALS OF SIEGES;'

With Memoranda relative to the Lines thrown up to cover Lisbon in 1810.

Edited, with Notes and Additions, by Lieut.-Col. HARRY JONES, R.E., &c., &c., &c.

547.

In a small and convenient volume, half-bound in morocco, Price 3s. 6d.

THE NEW METROPOLITAN BUILDINGS ACT

The recently passed Act for the Regulation of all kinds of Building in and about London.
Published under Authority, with Diagrams, Notes, and copious Index, and arranged for the use
Magistrates, the Legal Profession, Architects, Surveyors, Builders, and Land and House Proprietors.

By DAVID GIBBONS, Special Pleader.

548.

Ten Plates, in 4to, Price 12s.

MODERN PRISONS:

Their Construction and Ventilation in England.

By J. JEBB, Major, Royal Engineers, and Surveyor-General of Prisons.

549.

In 1 vol. large 8vo, with Engravings, Price 3s. 6d.

REMARKS ON THE IMPROVEMENT OF TIDAL RIVERS

By DAVID STEVENSON, C.E. and F.R.S.E.

550.

In one small volume, with many Plates and Wood-cuts, neatly bound, 4s. 6d.

**THE OPERATIVE MECHANIC'S WORKSHOP COMPANION
AND THE SCIENTIFIC GENTLEMAN'S PRACTICAL ASSISTANT.**

A great variety of the most useful Rules in Mechanical Science, divested of Mathematical Complexity; with numerous Tables of Practical Data and Calculated Results, for facilitating Mechanical and Commercial Transactions.

By WILLIAM TEMPLETON, Author of several useful Practical Works.

551.

To be published in Ten Monthly Parts, at 10s. each Part.

**THE NAVAL ARCHITECT'S PORTFOLIO, AND THE
STUDENT'S PRACTICAL INSTRUCTOR**

In the Construction and Draughting of Ships for War, Mercantile and Steam-Packet Service
Iron and Timber.

Drawn and engraved, with dimensions, together with some specifications, rendering the work
considerable and immediately practical value to Shipbuilders or their Students.

552.

THE NEW HOUSES OF PARLIAMENT.

In 4to, with 8 large Engravings and Text, 5s. sewed in a wrapper.

**AN ACCOUNT OF THE CONSTRUCTION OF THE IRON ROOF
OF THE NEW HOUSES OF PARLIAMENT.**

WITH ELABORATE ENGRAVINGS OF DETAILS.

553.

In 1 vol. 4to, with illustrative Engravings, extra cloth boards, 10s. 6d.


AN ESSAY ON SYMBOLIC COLOURS,

In ANTIQUITY, the MIDDLE AGES, and MODERN TIMES. Translated from the French of Le Baron
Frédéric de Portal, Maître des Requêtes, Chevalier de la Légion d'Honneur.

By WILLIAM INMAN, Architect, Assoc. Inst. C.E.

HILL LIBRARY
St. Paul, MN.
RELEASED

HILL
REFERENCE
LIBRARY
ST. PAUL



88-88436

qui
acronyms
the folio vol
of plates

GETTY CENTER LIBRARY



3 3125 00830 5423

