



L-Università
ta' Malta



Wikipedia

Maltese Wikipedia Editing

Dr Marc Tanti

1



Rules

- Although anyone is free to edit Wikipedia, it is important to keep in mind that it is an encyclopedia.
- When writing content you should follow these 3 rules:
 - Neutral Point of View
 - Facts should be stated without opinion or bias and different points of view should be shown.
 - Verifiability
 - Citations to reputable sources should be included.
 - No original research
 - Encyclopedias are for summarizing existing research, not for publishing your own.

Rules (2)

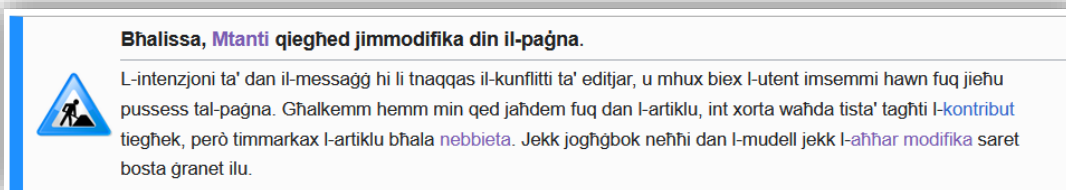
- You should also be bold, that is, don't be afraid to make a change as it can always be fixed afterwards.
- Edit warring is when a person makes a change, a second person undoes that change, and the first person undoes the undo, and so on. This will get you banned.

What should an article look like

- To keep Wikipedia's encyclopaedic style, articles should follow the [manual of style](#).
 - Start with the lead section which summarises the article (not meant to entice further reading).
 - First sentence should tell you what the article title refers to ("Malta is an island country in Southern Europe.").
 - Section titles should only have the first word capitalised (and any word that needs to be capitalised).
 - Don't skip section title levels (don't use sub-heading 3 without previously using sub-heading 2).
 - Paraphrasing is better than direct quotations.

Templates

- A template is a piece of code in an article that gets interpreted by the computer rather than shown as text, such as the `{{babel}}` template we used in our profile pages.
 - In the Maltese Wikipedia they are called ‘mudelli’.
- Some other templates are:
 - `{{Wip}}`: Article is currently a work in progress. Will show the following message at the top of the article:



Templates (2)

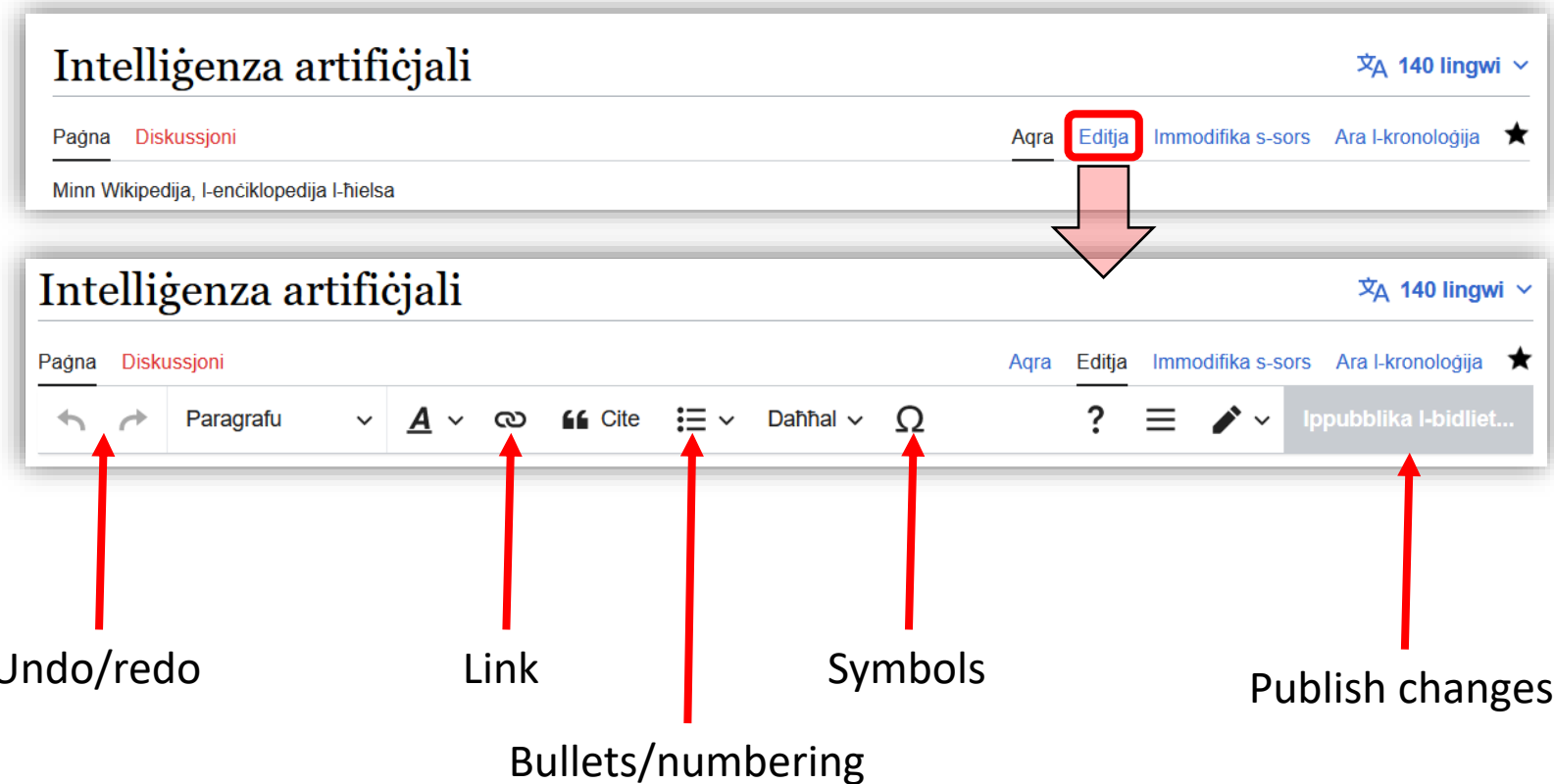
- Some other templates are (continued):

- `{{Hassar minnufih}}`: Tell an administrator to delete this page. Will show the following message at the top of the page.



- `{{Infobox <type of infobox>}}` (e.g. `{{Infobox city}}`): Show an infobox with what is in the Wikidata item with the label being the same as the article's title.
 - Tell me if there is a missing infobox template or if it doesn't work.
- `{{Nota}}`: Show a footnote with further information at the bottom of the article.

Editing an existing article

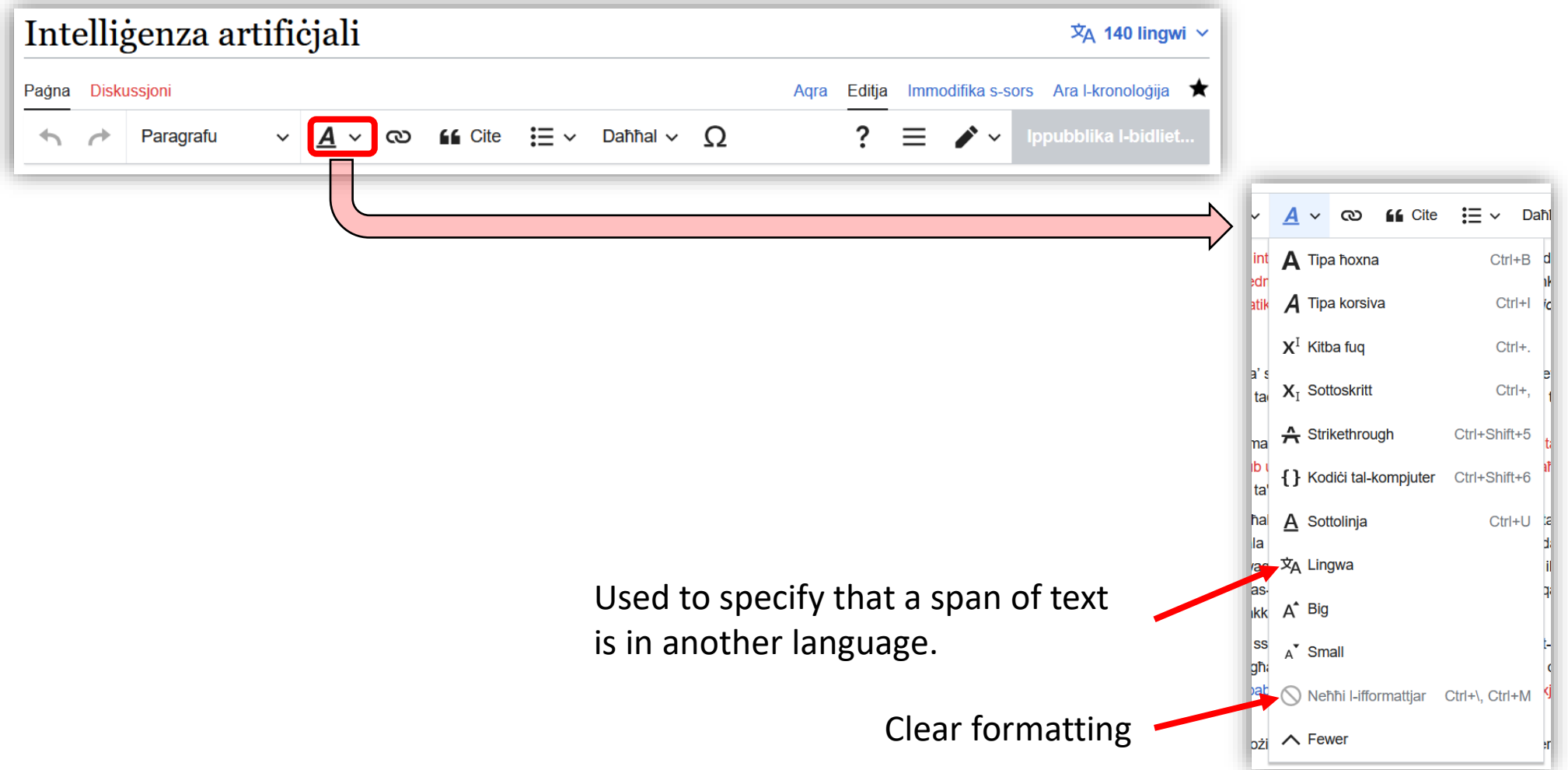


Editing an existing article – Styles

The image shows a screenshot of a MediaWiki editing toolbar for the article 'Intelliġenza artifiċjali'. The toolbar includes a 'Paragrafu' dropdown menu, which is highlighted with a red box. A red arrow points from this dropdown to a larger, expanded view of the dropdown menu. In this expanded view, the 'Section title' label points to the 'Heading' option, and the 'Don't use' label points to the 'Page title' option. The expanded menu also shows other options like 'Paragrafu', 'Sub-heading 1', 'Sub-heading 2', 'Sub-heading 3', 'Sub-heading 4', 'Preformatted', and 'Block quote', each with its corresponding keyboard shortcut.

Option	Keyboard Shortcut
Paragrafu	Ctrl+0
Section title	Ctrl+2
Sub-heading 1	Ctrl+3
Sub-heading 2	Ctrl+4
Sub-heading 3	Ctrl+5
Sub-heading 4	Ctrl+6
Preformatted	Ctrl+7
Block quote	Ctrl+8
Don't use	Ctrl+1

Editing an existing article – Fonts



The image shows a screenshot of a MediaWiki editing toolbar. The title of the article is "Intelliġenza artifiċjali". The toolbar includes buttons for undo, redo, paragraph, font color, link, cite, list, undo, and a search icon. A red box highlights the font color dropdown menu, which is open and shows various options. A red arrow points from the highlighted dropdown menu to the text "Used to specify that a span of text is in another language." Another red arrow points from the "Nehhi l-ifformattjar" option in the dropdown menu to the text "Clear formatting".

Intelliġenza artifiċjali 140 lingwi

Pagna Diskussjoni Aqra Editja Immodifika s-sors Ara l-kronoloġija ★

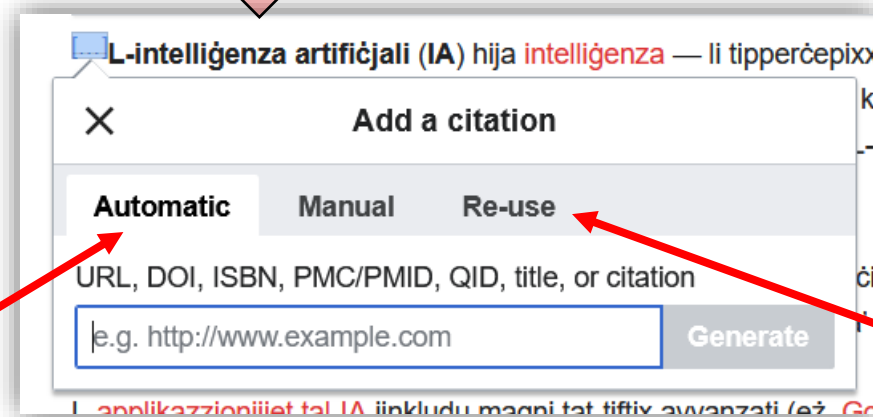
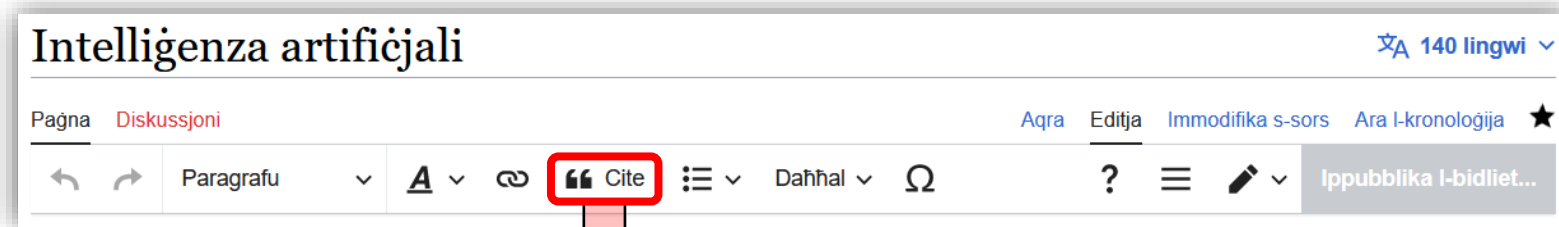
Paragrafu A ↻ 🗉 Cite ☰ Dahhal Ω ? ☰ ✎ Ippubblika l-bidliet...

- A Tipa hoxna Ctrl+B
- A Tipa korsiva Ctrl+I
- X^I Kitba fuq Ctrl+.
- X_I Sottoskritt Ctrl+,
- ⊘ Strikethrough Ctrl+Shift+5
- { } Kodiċi tal-kompjuter Ctrl+Shift+6
- A Sottolinja Ctrl+U
- 🌐 Lingwa
- A⁺ Big
- A⁻ Small
- 🗑️ Nehhi l-ifformattjar Ctrl+/, Ctrl+M
- ⬆ Fewer

Used to specify that a span of text is in another language.

Clear formatting

Editing an existing article – Citations



Automatically find details about a website, book, or article by entering its URL, ISBN, or DOI.

Reuse a citation you already used before (avoid creating duplicate citations!).

Note that the reference list will not automatically be added after adding a citation. Next slide shows how to add a reference list.

Editing an existing article – Objects

Intelliġenza artifiċjali 140 lingwi

Pagna Diskussjoni Aqra Editja Immodifika s-sors Ara l-kronoloġija ★

Paragrafu A Ω Cite Dahħal ? ≡ ✎ Ippubblika l-bidliet...

- Dahħal Ω ?
- Images and media
- Template
- Table
- Comment
- Hieroglyphs
- Code block
- Musical notation
- Gallery
- Chemical formula
- Math formula
- Map
- Your signature
- References list
- Fewer

Add a template.

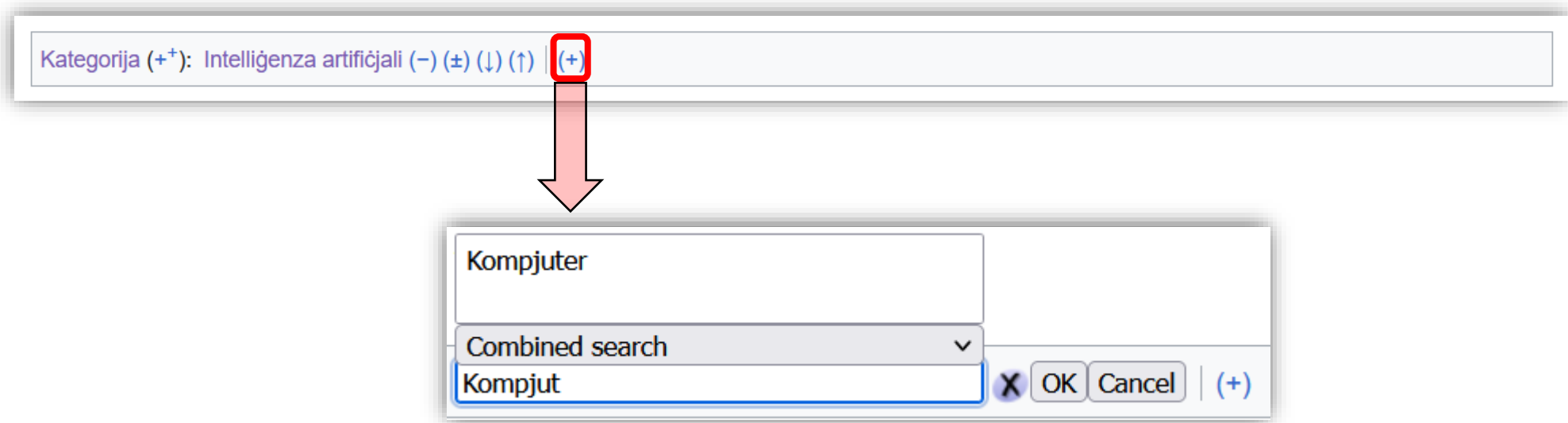
Used for comments that are shown while editing.

Show a number of images together.

Reference list

Editing an existing article – Categories

At the bottom of every article is the [HotCat gadget](#) which lets you easily manipulate the categories that the article belongs to. If a category does not exist, tell me.



Editing an existing article – Wikidata


Apart from Infoboxes, Wikidata is also used to generate a blurb of the article.


▼ In more languages

Language	Label	Description	Also known as
English	artificial intelligence	field of computer science and engineering practices for intelligence demonstrated by machines and intelligent agents	AI MI
Italian	intelligenza artificiale	abilità di un computer a svolgere funzioni e ragionamenti tipici della mente umana	IA AI
Maltese	intelliġenza artifiċjali	qasam tal-prattiki tax-xjenza tal-kompjuter u tal-inġinerija li jiżviluppaw magni jew software intelliġenti	

intel









Fittex

 **Intelliġenza artifiċjali**
qasam tal-prattiki tax-xjenza tal-kompjuter u tal-inġinerija...



And to connect equivalent articles in different languages.

Wikipedia (141 entries) ✓ publish ✕ cancel ?

af		Kunsmatige intelligensie	
als		Künstliche Intelligenz	
am		ወጥ ሰራሽ ዕውቀት	
an		Intelichencia artificial	

Creating a new article

- There are two ways to create a new article:
 - Search for the article title you want to create and click on the red link.
 - This uses the exact same visual editor we just saw used for editing an article.

It-tfittxija ma tat l-ebda riżultat.

Oħloq il-paġna "[Algoritmu ġenetiku](#)" fuq din il-wiki!

- Translate an article from another Wikipedia language.
 - We'll be focusing on this.

The content translation tool

- The [content translation tool](#) is a webpage for helping you translate an article.
- From it you can select an article in another language so that you can see that article on the left side and the new Maltese article on the right.
- You can use Google Translate to help you translate, save a draft, and publish the translated article when you're done.
 - Templates are automatically translated for you into the equivalent Maltese template (according to Wikidata) e.g. `{{Efn}}` → `{{Nota}}`.
 - Missing templates should be reported to me!

The content translation tool (2)

Search for an article to translate.

WIKIPEDIJA Itraduċi l-paġna

+ New translation

Suggestions In progress Published

Suggestions English Malti

Distributed artificial intelligence
English > Malti

2015 FC Kairat season
FC Kairat 2015 football season
English > Malti

HTTP referer
HTTP header field
English > Malti

See articles you were translating.

Choose the language of the articles you want to translate.

...or select a suggested article based on what you translated in the past.

The content translation tool (3)

The screenshot shows a web interface for a translation tool. At the top left, there is a back arrow and the text "All translations". In the center, it says "Saved translation loaded." On the top right, there is a gear icon and a blue button labeled "Ippublika t-traduzzjoni".

The main content area is split into two columns. The left column contains an English article snippet about Artificial Intelligence (AI). The right column contains the Maltese translation of the same text. The translation uses color-coding: red for words that are direct equivalents or have been added, and blue for words that are adapted or modified.

English article:

Artificial intelligence (AI) is **intelligence**—perceiving, synthesizing, and inferring information—demonstrated by **machines**, as opposed to **intelligence** displayed by **animals** and **humans**. Example tasks in which this is done include speech recognition, computer vision, translation between (natural) languages, as well as other mappings of inputs. The *Oxford English Dictionary* of *Oxford University Press* defines artificial intelligence as:^[1]

the theory and development of computer systems able to perform tasks that normally require human intelligence, such as visual perception, speech recognition, decision-making, and translation between languages.

Translated article:

L-intelliġenza artifiċjali (IA) hija **intelliġenza** — li tipperċepixxi, tisintetizza, u tiddeduċi informazzjoni — murija mill-**magni**, għall-kuntrarju tal-**intelliġenza** naturali murija mill-**animali** u **bnedmin**. Eżempji ta' kompiti li fihom jintuża IA jinkludu r-**rikonossiment awtomatiku tad-diskors mitkellem**, l-**vista tal-kompjuter**, u t-**traduzzjoni awtomatika** bejn lingwi (naturali). L-*Oxford English Dictionary* ta' Oxford University Press jiddefinixxi l-intelliġenza artifiċjali bħala:^[1]

it-teorija u l-iżvilupp ta' sistemi tal-kompjuter li kapaċi jwettqu f'idmiet li normalment jeħtieġu intelliġenza umana, bħal perċezzjoni viżiva, rikonossiment tad-diskors mitkellem, teħid ta' deċiżjonijiet, u traduzzjoni bejn il-lingwi.

English article

Translated article

The content translation tool (4)

Early researchers developed algorithms that imitated step-by-step reasoning that humans use when they solve puzzles or make logical deductions.^[18] By the late 1980s and 1990s, AI research had developed methods for dealing with **uncertain** or incomplete information, employing concepts from **probability** and **economics**.^[19]

+ +Żid traduzzjoni

Click on the right of a paragraph to add a translation, which should be automatically generated from Google Translate. You are expected to fix it up after it is inserted.

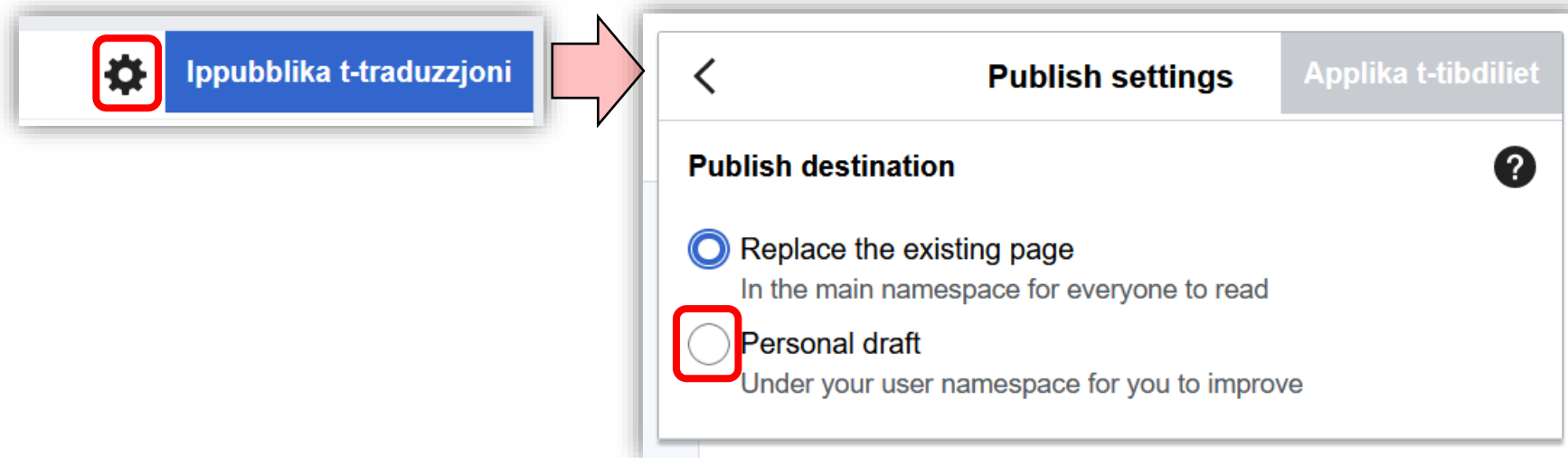
The content translation tool (5)

- The translation tool automatically saves a private draft of your translation in order to be able to continue working on it later. You need to click on the button that publishes the article to make it public.
- It also automatically adds the article to Wikidata as a translation of the original article.
- It has a major problem: The tool does not check for updates in the article made by others while you're translating, so you could be overwriting other people's work.
 - And while you can continue translating after publishing an article, it will also not incorporate any updates made by others.

Translating only part of the article

- [The solution offered](#) for translating a part of an article (rather than overwriting the entire article) is to publish the translation as a “private” subpage of your profile (subpages can be found by search) and then copy the part you want into the actual article.

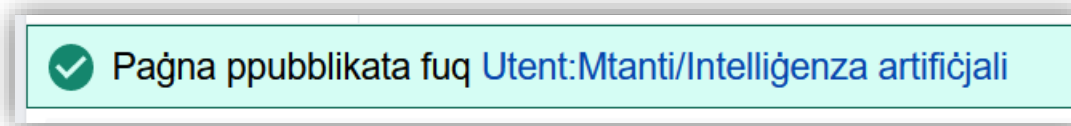
Translating only part of the article (2)



Article title will now have your username as a prefix.

Utent:Mtanti/Intelliġenza
artifiċjali

Malti



Publishing the translation will show you a link to your new subpage.

Translating only part of the article (3)

You can now edit this subpage, copy the part that you want to transfer to the existing article, edit the existing article, and paste the translated part. All templates and formatting will be copied with it.

Utent:Mtanti/Intelligenza artificjali

 [Żid lingwa](#) 

[Pagna tal-utent](#) [Diskussjoni](#)

[Aqra](#) [Editja](#) [Immodifika s-sors](#) [Ara l-kronoloġija](#) 