


1948

CENSUS OF BUSINESS

RETAIL, WHOLESALE, SERVICE TRADES

234847



1948 CENSUS OF BUSINESS

RETAIL, WHOLESALE, SERVICE TRADES

U. S. DEPARTMENT OF COMMERCE
BUREAU OF THE CENSUS

PRELIMINARY

Census
REF
HF
3007

.455

1948a

BC-1P

v. 1

~~Census~~
T
3005
0103
1948
BC-1P
v. 1

To avoid disclosure of individual operations,
preliminary releases will not be issued for the
following:

IDAHO

Yellowstone National Park

MONTANA

Yellowstone National Park

SOUTH DAKOTA

Armstrong County

TEXAS

Borden County

Kenedy County

Loving County

BUREAU OF THE CENSUS
LIBRARY



1948 CENSUS OF BUSINESS

RETAIL, WHOLESALE, SERVICE TRADES

U. S. DEPARTMENT OF COMMERCE
BUREAU OF THE CENSUS

PRELIMINARY

For Release July 2, 1950

Release Series BC-1P- R-0

Retail Trade

Comparative State Summary: 1948 and 1939

Per capita expenditures in retail stores in the United States rose to \$893 in 1948 as compared with \$319 in 1939, according to a preliminary report released by Director Roy V. Peel of the Bureau of the Census, United States Department of Commerce. Measured in terms of the total dollar volume of retail trade, this represented a 210% sales increase, the sales figure for 1948 totaling \$131 billion as compared with \$42 billion in 1939. Although sales and employment in retail establishments increased considerably between 1939 and 1948, there was little change in the number of retail establishments in these two years.

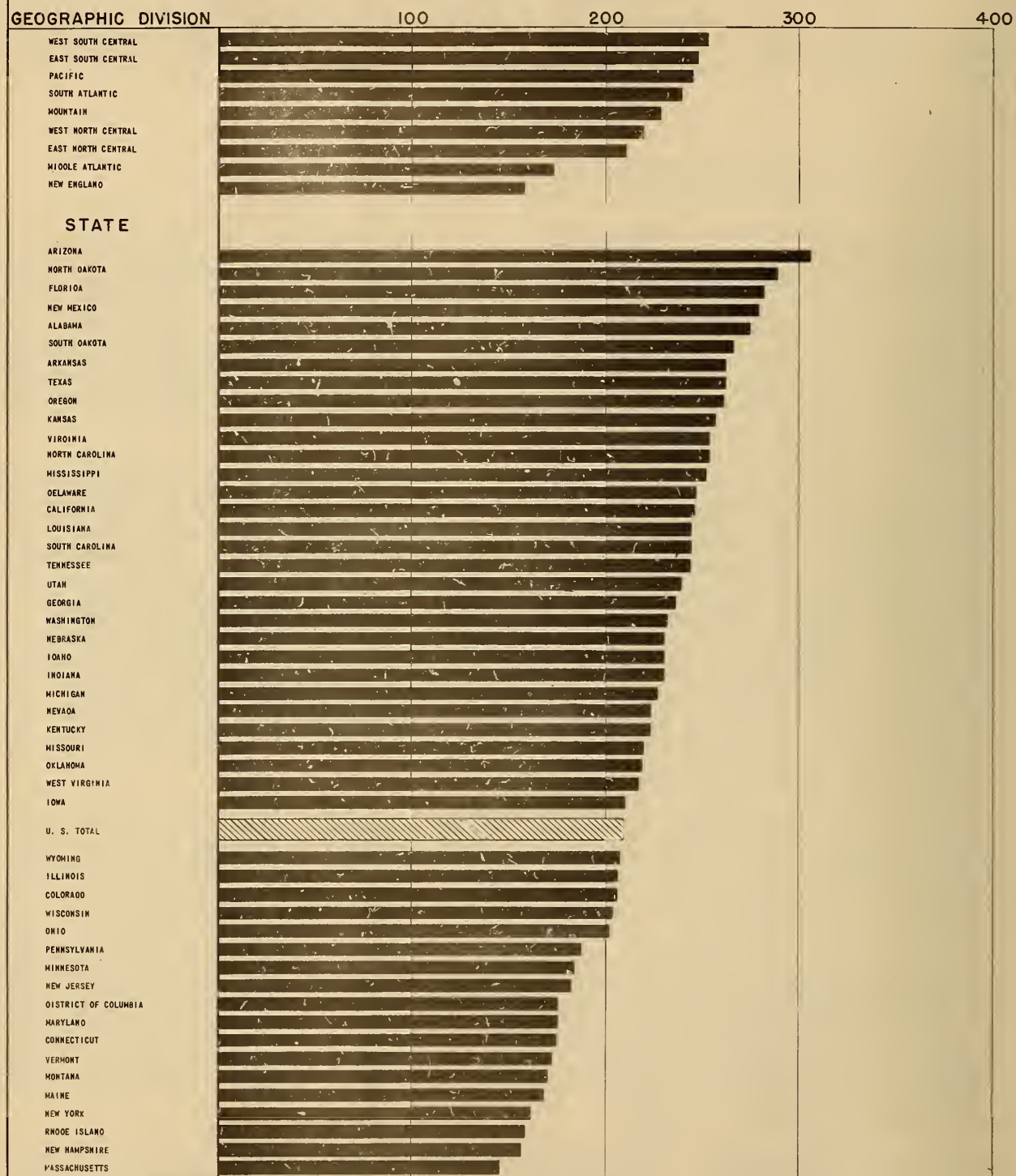
Retail trade was an important source of employment in 1948. In mid-November of that year there were some 6,928,000 paid employees in retail stores, a 44% increase from the 1939 figure of 4,822,000 employees. In total the Census trades (retail, wholesale, service) distributing goods and services to the consumer accounted for 10,595,000 employees, or 17.7% of the total civilian employment in the United States. In 1939 the same trades employed 7,363,000 persons, or 15.4% of total civilian employees. Not included in the 1948 employment figures were approximately 175,000 employees in chain-store warehouses and administrative offices of retail organizations as well as about 100,000 employees in the administrative and auxiliary units of wholesale organizations. The figures also exclude some 2,500,000 active proprietors or partners of unincorporated retail, wholesale, and service businesses, and also the many unpaid family workers of such businesses.

Almost half (47 percent) of the dollar volume in retail trade was accounted for in 1948 in seven States - New York, California, Pennsylvania, Illinois, Ohio, Texas, and Massachusetts. The State of New York remained first in the United States in terms of dollar volume of sales, with 11.2 percent of all retail trade dollars reported there.

Although increases in dollar receipts were reported for all parts of the nation, the greatest percentage increases from 1939 occurred in the Southern and Pacific States. The West South Central States led with an increase of 252%, followed by the East South Central with 248%, the Pacific States with 246%, and the South Atlantic with 238%. Individual States showing greatest percentage increases were Arizona (307%), North Dakota (289%), Florida (282%), New Mexico (280%), Alabama (276%), South Dakota (267%), Arkansas (263%), and Oregon (261%).

Per capita expenditures in retail trade establishments, which rose nationally from \$319 in 1939 to \$893 in 1948, were highest in the Pacific States where a per capita figure of \$1,067 was recorded, and next highest in the Mountain States, where the 1948 figure was \$995. States with highest per capita figures for 1948 were the District of Columbia with \$1,288 per capita; Delaware with \$1,274; Nevada with \$1,225; and Montana with \$1,179. North Dakota, South Dakota, Alabama, Arkansas, and Mississippi showed the greatest growth in per capita expenditures in retail stores between 1939 and 1948 with increases of 330%, 285%, 265%, 264%, and 263%, respectively, compared to the national increase of 183%.

RETAIL SALES: PER CENT INCREASE, 1948 FROM 1939



1948 CENSUS OF BUSINESS - RETAIL TRADE
COMPARATIVE STATE SUMMARY: 1948 and 1939

Division and State	Stores		Sales, entire year		Paid employees, workweek ended nearest Nov. 15		Percent change, 1948 from 1939			Sales per capita	
	1948 (number)	1939 (number)	1948 (thousand dollars)	1939 (thousand dollars)	1948 (number)	1939 (number)	Stores	Sales, entire year	Paid employees, workweek ended nearest Nov. 15	1948 (dollars)	1939 (dollars)
United States..	1,769,993	1,770,355	130,527,317	42,041,790	6,927,891	4,621,806	0.0	+210.5	+43.7	893	319
Geographic Divisions:											
New England.....	115,222	121,888	8,548,173	3,318,214	472,874	372,799	-5.5	+157.6	+26.8	934	393
Middle Atlantic....	395,207	412,819	28,157,809	10,291,937	1,480,902	1,113,886	-4.3	+173.6	+32.9	955	374
East North Central..	350,419	364,508	28,915,022	9,251,114	1,559,059	1,085,879	-3.9	+212.6	+43.6	976	347
West North Central..	179,317	197,909	13,247,483	4,138,883	689,725	479,424	-9.4	+220.1	+43.9	959	306
South Atlantic.....	222,870	197,371	14,776,062	4,368,947	837,239	551,696	+11.8	+238.2	+51.8	752	245
East South Central..	112,818	101,065	6,415,611	1,845,037	352,003	224,191	+11.6	+247.7	+57.0	581	171
West South Central..	169,450	159,768	10,932,907	3,101,358	588,079	387,347	+6.1	+252.5	+51.8	770	237
Mountain.....	59,873	57,459	4,668,481	1,427,541	234,389	151,609	+4.2	+227.0	+54.6	995	344
Pacific.....	164,817	155,568	14,865,769	4,298,759	713,621	454,975	+5.9	+245.8	+56.8	1,028	442
New England:											
Maine.....	11,843	13,455	754,658	281,356	37,961	28,093	-12.0	+168.2	+35.1	840	332
New Hampshire.....	7,568	7,435	470,916	183,100	24,200	18,198	+1.8	+157.2	+33.0	900	372
Vermont.....	5,063	5,423	337,116	123,369	16,009	12,174	-6.6	+173.3	+31.5	929	344
Massachusetts.....	53,814	59,217	4,290,691	1,737,680	256,588	210,116	-9.1	+146.9	+22.1	925	402
Rhode Island.....	10,370	10,485	715,619	275,447	39,426	31,174	-1.1	+159.8	+25.9	961	386
Connecticut.....	26,564	25,873	1,979,173	717,262	98,690	73,044	+2.7	+175.9	+35.1	995	420
Middle Atlantic:											
New York.....	196,310	209,425	14,642,524	5,578,159	763,134	587,180	-6.3	+162.5	+30.0	1,029	414
New Jersey.....	69,063	68,851	4,482,124	1,580,401	208,489	158,377	+0.3	+183.6	+31.6	940	380
Pennsylvania.....	129,834	134,543	9,033,161	3,133,377	509,279	368,329	-3.5	+188.3	+38.3	862	316
East North Central:											
Ohio.....	87,032	93,041	7,378,703	2,441,293	406,412	282,963	-6.5	+202.2	+43.6	941	353
Indiana.....	44,732	47,317	3,529,583	1,066,383	190,208	129,757	-5.5	+231.0	+46.6	901	311
Illinois.....	103,397	109,132	8,799,598	2,857,646	484,999	353,486	-5.3	+207.9	+37.2	1,054	362
Michigan.....	68,746	67,414	5,964,859	1,820,798	307,087	208,645	+2.0	+227.6	+47.2	960	346
Wisconsin.....	46,512	47,604	3,242,279	1,064,994	170,353	111,028	-2.3	+204.4	+53.4	983	339
West North Central:											
Minnesota.....	35,247	40,448	2,907,540	1,017,195	153,508	109,539	-12.9	+185.8	+40.1	991	364
Iowa.....	33,740	39,024	2,561,298	822,905	126,743	92,137	-13.5	+211.3	+37.6	981	324
Missouri.....	50,624	53,196	3,538,231	1,102,503	200,975	139,851	-4.8	+220.9	+43.7	909	291
North Dakota.....	8,201	8,549	607,833	156,137	27,244	16,025	-4.1	+289.3	+70.0	1,044	243
South Dakota.....	8,994	9,817	621,021	169,396	29,373	17,798	-8.4	+266.6	+65.0	1,016	263
Nebraska.....	16,870	19,330	1,318,343	397,196	64,469	45,818	-12.7	+231.9	+40.7	1,028	302
Kansas.....	25,641	27,545	1,693,217	473,551	87,413	58,256	-6.9	+257.6	+50.0	894	263
South Atlantic:											
Delaware.....	4,434	4,544	382,308	110,052	16,574	11,499	-2.4	+247.4	+44.1	1,274	412
Maryland.....	25,037	25,566	1,913,689	619,273	109,281	75,468	-2.1	+209.0	+44.8	888	340
District of Columbia	7,095	6,893	1,112,015	402,768	69,627	50,838	+2.9	+176.1	+37.0	1,288	607
Virginia.....	32,172	29,610	2,229,491	628,172	124,275	79,147	+8.7	+254.9	+57.0	931	234
West Virginia.....	21,266	18,928	1,287,894	403,989	68,023	44,942	+12.4	+218.8	+51.4	674	212
North Carolina.....	40,863	33,826	2,246,206	633,240	131,620	85,147	+20.8	+254.7	+54.6	591	177
South Carolina.....	20,989	18,520	1,148,358	332,224	64,309	43,997	+13.3	+245.7	+46.2	579	175
Georgia.....	35,618	32,870	2,105,692	624,765	121,947	83,346	+8.4	+237.0	+46.3	665	200
Florida.....	35,396	28,614	2,350,409	614,464	131,583	77,312	+23.7	+282.5	+70.2	967	324
East South Central:											
Kentucky.....	29,891	30,919	1,686,705	520,135	87,085	57,636	-3.3	+224.3	+51.1	591	183
Tennessee.....	32,693	28,198	2,093,804	606,489	118,326	76,897	+15.9	+245.2	+53.9	659	208
Alabama.....	28,745	23,916	1,637,533	435,973	91,739	54,774	+20.2	+275.6	+67.5	564	154
Mississippi.....	21,489	18,032	997,569	282,440	54,853	34,884	+19.2	+253.2	+57.2	472	129
West South Central:											
Arkansas.....	22,225	20,328	1,081,715	298,301	54,251	35,560	+9.3	+262.6	+52.6	558	153
Louisiana.....	29,680	25,469	1,681,406	486,250	97,914	66,893	+16.5	+245.8	+46.4	649	206
Oklahoma.....	26,905	28,722	1,638,000	513,091	87,785	62,774	-6.3	+219.2	+39.8	714	220
Texas.....	90,640	85,249	6,531,786	1,803,716	348,129	222,120	+6.3	+262.1	+56.7	886	281
Mountain:											
Montana.....	8,109	8,481	602,690	222,008	28,631	20,714	-4.4	+171.5	+38.2	1,179	397
Idaho.....	7,327	6,804	583,435	175,873	26,115	17,499	+7.7	+231.7	+49.2	996	335
Wyoming.....	3,869	4,113	309,200	100,233	14,227	9,019	-5.9	+208.5	+57.7	1,085	399
Colorado.....	15,424	16,785	1,257,192	409,103	67,171	46,616	-8.1	+207.3	+44.1	1,049	364
New Mexico.....	7,840	6,617	477,392	125,765	24,340	13,813	+18.5	+279.6	+76.2	836	236
Arizona.....	8,051	6,242	658,686	162,003	32,684	17,524	+29.0	+306.6	+86.5	936	325
Utah.....	6,843	6,372	579,014	170,728	32,127	20,397	+7.4	+239.1	+57.5	864	310
Nevada.....	2,410	2,045	200,872	61,828	9,094	6,027	+17.8	+224.9	+50.9	1,225	562
Pacific:											
Washington.....	25,733	26,682	2,221,068	668,790	105,397	69,771	-3.6	+232.1	+51.1	902	385
Oregon.....	17,539	16,458	1,597,425	442,160	71,347	43,909	+6.6	+261.3	+62.5	975	406
California.....	121,545	112,428	11,047,276	3,187,809	536,877	341,295	+8.1	+246.5	+57.3	1,067	462

GENERAL DESCRIPTION

Information in this table presents preliminary retail trade data for 1948 collected in the 1948 Census of Business. Comparative data also are presented for 1939. This summary is part of the preliminary series of releases issued for counties and States. Requests for information on final 1948 Census of Business bulletins, which will be issued beginning in July 1950, should be addressed to: Director, Bureau of the Census, Washington 25, D. C.

Scope--The 1948 Census of Business covered all retail establishments as defined by the Standard Industrial Classification Manual (May 1949 issue), prepared by the Executive Office of the President. Retail establishments consist of places of business primarily engaged in selling merchandise for personal, household, or farm consumption, and rendering services incidental to the sale of the goods. Both the 1939 and 1948 figures exclude data for administrative and executive offices of multiunit concerns.

DEFINITIONS

Stores--For Census purposes, retail stores are defined to include only recognizable places from which business activities are conducted, provided that the annual sales are in excess of \$500. The figures on number of stores represent the number of separate business locations, rather than the number of business companies or organizations. A store engaged in more than one type of activity was classified on the basis of its major source of receipts. The store count reflects the number of places in business at the end of 1948 excluding administrative and executive offices of multiunit organizations, and "chain store" warehouses. A detailed analysis of the coverage of retail stores will be provided in future Census of Business publications.

Sales, entire year--Represents sales of merchandise and receipts from repairs and other services to customers. The figures reflect deductions for returned goods and allowances, but not for trade-in allowances; they exclude sales and excise taxes collected from customers and paid directly to any taxing agency.

Employees--"Paid employees..." represents all employees on the pay roll (full workweek and part workweek) for the workweek ended nearest November 15. Companies whose pay roll period was other than a workweek were requested to adjust the figures to a weekly basis.

Sales per capita--1940 Population Census figures were used in computing sales per capita for 1939. Per capita data for 1948 are based on Census Bureau population estimates as of July 1, 1948.

1948 CENSUS OF BUSINESS

RETAIL, WHOLESALE, SERVICE TRADES

U. S. DEPARTMENT OF COMMERCE
BUREAU OF THE CENSUS

PRELIMINARY

For Release July 16, 1950

Release Series BC-1P-S-0

Selected Service Trades

Comparative State Summary: 1948 and 1939

Per capita expenditures in service establishments in the United States rose to \$59 in 1948 compared with \$23 in 1939, according to a preliminary report released by Director Roy V. Peel of the Bureau of the Census, United States Department of Commerce. Measured in terms of the total dollar volume, this represented a 188% increase, the figure for 1948 totaling \$8.6 billion as compared with \$3.0 billion in 1939. Although receipts and employment in service establishments increased considerably between 1939 and 1948, there was little change in the number of establishments. Businesses included in the scope of this Census report are the personal, business, and repair service trades.

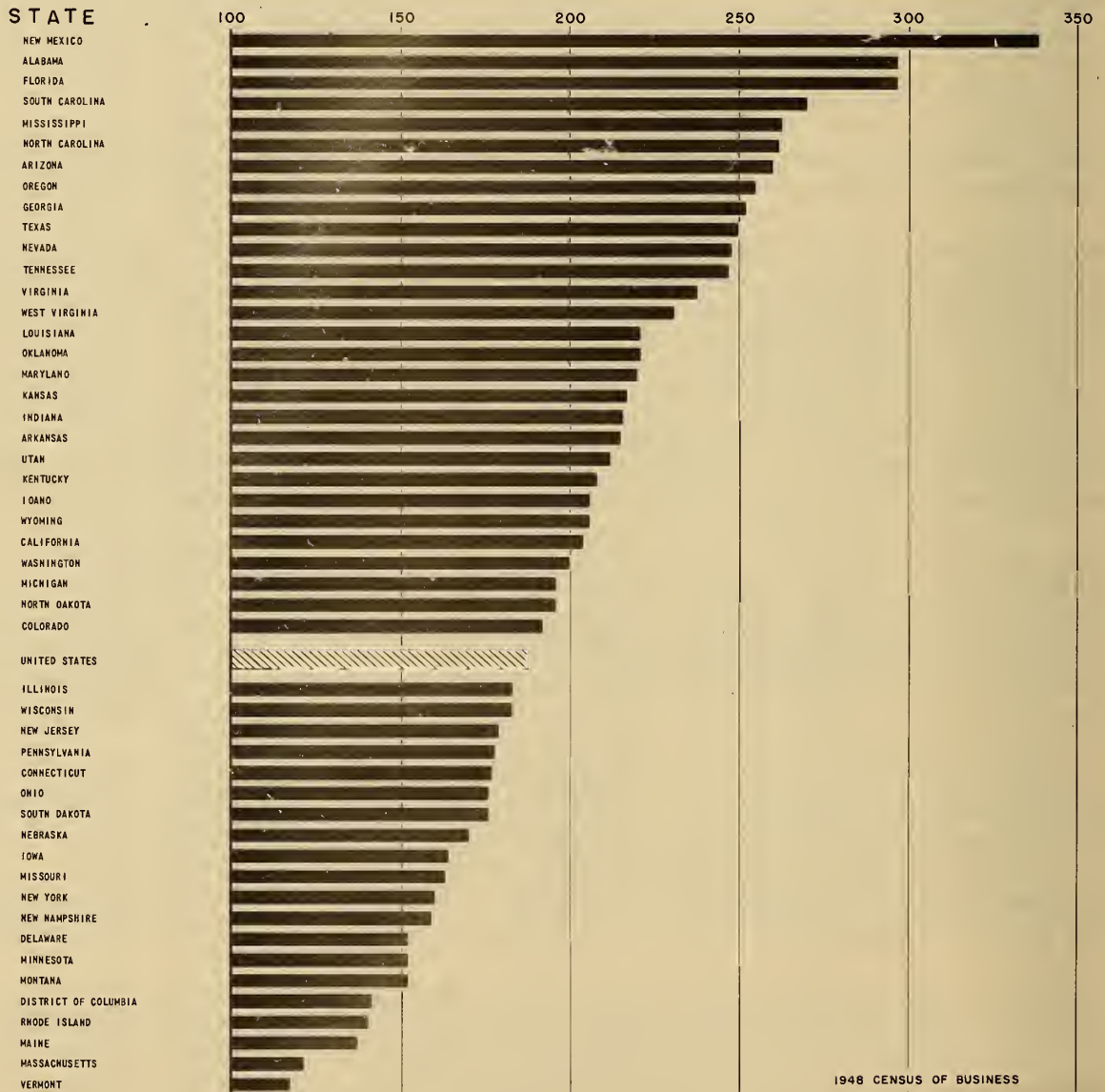

Service trade was an important source of employment in 1948. In mid-November of that year there were some 1,327,000 paid employees in the Service trades covered in this Census, a 42% increase from the 1939 figure of 936,000 employees. In total, in 1948, the Census trades (retail, wholesale, service) accounted for 10,595,000 paid employees, and some 2,500,000 active proprietors of unincorporated businesses. In 1939 the figures were 7,363,000 and 2,300,000 respectively. These figures do not include persons employed in chain-store warehouses, administrative offices, and auxiliary units of retail and wholesale organizations. In 1948, there were approximately 275,000 such employees. Neither do the figures include the many unpaid family workers in business establishments.

Five States - New York, Illinois, California, Ohio, and Pennsylvania - accounted for 48% of the total service trade receipts in the United States. In 1939 they accounted for 50% of service trade dollars. This same group of States accounted for \$2.6 billion of the \$5.6 billion increase in receipts between 1939 and 1948. The State of New York remained first in the United States in terms of total volume of receipts, although its share of all service trade dollars dropped to 17.9% in 1948, compared with 19.8% in 1939.

Although increases in dollar receipts were reported for all parts of the nation, the greatest percentage increases from 1939 occurred in the Southern States, with the States in the East South Central Division showing a 249% increase, those in the West South Central a 238% increase, and those in the South Atlantic a 235% increase. Individual States showing greatest percentage increases in receipts were New Mexico (339%), Alabama (297%), Florida (297%), South Carolina (270%), and Mississippi (263%).

Per capita expenditures in service trade establishments, which rose nationally from \$23 in 1939 to \$59 in 1948, were highest in the Middle Atlantic States where a per capita figure of \$81 was recorded, and next highest in the Pacific States, where the 1948 figure was \$74. States with highest per capita figures for 1948 were New York with \$108 per capita; District of Columbia with \$102; Illinois with \$89; and California with \$81. New Mexico, Alabama, Mississippi, and South Carolina showed the greatest growth in per capita expenditures in service establishments between 1939 and 1948 with increases of 320%, 286%, 267% and 262% respectively, compared to the national increase of 157%.

SERVICE ESTABLISHMENTS: PER CENT INCREASE IN RECEIPTS 1948 FROM 1939 BY STATES



COMPARATIVE STATE SUMMARY: 1948 and 1939

Division and State	Establishments		Receipts, entire year 1/		Paid employees, workweek ended nearest Nov. 15		Percent change, 1948 from 1939			Receipts per capita	
	1948	1939	1948	1939	1948	1939	Estab-lishments	Receipts entire year	Paid employees, workweek ended nearest Nov. 15	1948	1939
	(number)	(number)	(thousand dollars)	(thousand dollars)	(number)	(number)				(dollars)	(dollars)
United States..	556,527	570,057	8,567,394	2,973,581	1,326,672	936,271	-2	+188	+42	59	23
Geographic Divisions:											
New England.....	38,464	41,159	503,105	212,614	78,171	62,368	-7	+137	+25	55	25
Middle Atlantic....	141,047	148,339	2,382,512	894,194	341,384	243,709	-5	+166	+40	81	32
East North Central.	109,555	117,180	1,878,242	655,299	273,026	195,493	-7	+187	+40	65	25
West North Central.	53,385	62,423	650,489	242,727	97,959	79,108	-14	+168	+24	47	18
South Atlantic.....	58,432	50,624	872,545	260,378	174,415	111,416	+15	+235	+57	44	15
East South Central.	26,207	24,908	355,640	102,018	73,967	45,324	+5	+249	+63	32	9
West South Central.	50,612	49,043	628,056	186,078	114,468	76,450	+3	+238	+50	44	14
Mountain.....	16,923	16,632	231,736	73,816	35,766	24,301	+2	+214	+47	49	18
Pacific.....	61,902	59,749	1,065,069	346,457	137,516	98,102	+4	+207	+40	74	36
New England:											
Maine.....	3,112	3,705	30,239	12,752	4,596	3,537	-16	+137	+30	34	15
New Hampshire.....	2,158	1,964	22,034	8,502	3,284	2,450	+10	+159	+34	42	17
Vermont.....	1,425	1,525	11,718	5,388	1,697	1,308	-7	+117	+30	32	15
Massachusetts.....	19,669	22,672	275,311	124,297	44,265	37,381	-13	+121	+18	59	29
Rhode Island.....	3,770	3,624	45,475	18,969	6,871	5,607	+4	+140	+22	61	27
Connecticut.....	8,330	7,669	118,328	42,706	17,458	12,085	+9	+177	+44	59	25
Middle Atlantic:											
New York.....	76,783	85,139	1,533,553	589,082	214,478	151,911	-10	+160	+41	108	44
New Jersey.....	22,181	21,364	312,082	111,900	45,034	34,266	+4	+179	+31	65	27
Pennsylvania.....	2,083	41,836	536,877	193,212	81,872	57,532	+1	+178	+42	51	19
East North Central:											
Ohio.....	28,841	31,183	433,849	157,156	66,363	46,929	-8	+176	+41	55	23
Indiana.....	13,566	14,826	183,922	58,160	29,175	19,017	-8	+216	+53	47	17
Illinois.....	35,061	39,057	745,260	263,503	100,036	77,892	-10	+183	+28	89	33
Michigan.....	21,206	20,567	362,355	122,476	55,273	35,952	+3	+196	+54	58	23
Wisconsin.....	10,881	11,547	152,856	54,004	22,179	15,703	-6	+183	+41	46	17
West North Central:											
Minnesota.....	10,055	11,904	133,846	53,134	19,313	15,112	-16	+152	+28	46	19
Iowa.....	9,792	11,756	107,661	40,845	14,638	12,222	-17	+164	+20	41	16
Missouri.....	16,185	18,070	225,744	85,966	37,582	30,953	-10	+163	+21	58	23
North Dakota.....	1,953	2,263	16,904	5,707	2,311	1,583	-14	+196	+46	29	9
South Dakota.....	2,083	2,617	19,477	7,044	2,735	2,245	-20	+176	+22	32	11
Nebbraska.....	5,317	6,832	63,013	23,576	8,934	7,815	-22	+167	+14	49	18
Kansas.....	8,000	8,981	83,844	26,455	12,446	9,178	-11	+217	+36	44	15
South Atlantic:											
Delaware.....	1,193	1,296	15,590	6,179	2,516	1,824	-8	+152	+38	52	23
Maryland.....	7,898	7,794	121,248	37,824	20,509	14,178	+1	+220	+45	56	21
District of Columbia	3,530	3,626	88,032	36,547	16,119	13,145	-3	+141	+23	102	55
Virginia.....	7,928	7,075	120,351	35,645	24,927	15,839	+12	+238	+57	39	13
West Virginia.....	4,439	4,403	58,787	17,735	10,667	6,167	+1	+231	+73	31	9
North Carolina.....	9,547	7,590	128,850	35,616	29,867	17,999	+26	+262	+66	34	10
South Carolina.....	4,541	4,041	57,879	15,655	13,980	8,135	+12	+270	+72	29	8
Georgia.....	9,089	7,603	129,581	36,852	28,016	18,454	+20	+252	+52	41	12
Florida.....	10,267	7,196	152,227	38,325	27,814	15,675	+43	+297	+77	63	20
East South Central:											
Kentucky.....	6,776	7,259	92,232	29,981	16,382	11,098	-7	+208	+48	32	11
Tennessee.....	7,897	7,357	126,377	36,388	25,829	16,557	+7	+247	+56	40	12
Alabama.....	6,946	5,971	89,917	22,664	20,465	11,333	+16	+297	+80	31	8
Mississippi.....	4,588	4,321	47,114	12,985	11,291	6,336	+6	+263	+78	22	6
West South Central:											
Arkansas.....	5,259	5,239	48,879	15,530	10,094	6,347	0	+215	+59	25	8
Louisiana.....	6,617	6,198	89,960	28,046	18,210	12,701	+7	+221	+43	35	12
Oklahoma.....	9,271	9,555	100,998	31,497	16,442	12,211	-3	+221	+35	44	13
Texas.....	29,465	28,051	388,219	111,005	69,722	45,191	+5	+250	+54	53	17
Mountain:											
Montana.....	1,942	2,384	23,855	9,478	3,228	2,390	-19	+152	+35	47	17
Idaho.....	1,863	1,829	22,678	7,417	3,082	2,245	+2	+206	+37	39	13
Wyoming.....	929	1,078	12,581	4,114	1,874	1,238	-14	+206	+51	44	16
Colorado.....	5,082	5,576	71,885	24,609	11,904	8,824	-9	+192	+35	60	22
New Mexico.....	1,962	1,439	24,293	5,537	4,064	2,109	+36	+239	+93	42	10
Arizona.....	2,288	1,641	34,288	9,519	5,393	3,360	+39	+260	+60	49	19
Utah.....	2,216	2,127	30,941	9,915	4,632	3,318	+4	+212	+40	46	18
Nevada.....	641	558	11,215	3,227	1,589	817	+15	+248	+94	68	29
Pacific:											
Washington.....	8,732	8,936	131,133	43,665	16,988	12,474	-2	+200	+36	53	25
Oregon.....	5,856	5,291	94,547	26,626	11,932	8,003	+11	+255	+49	58	24
California.....	47,314	45,522	839,389	276,166	108,596	77,625	+4	+204	+40	81	40

1/ Receipts for 1939 are not strictly comparable with 1948, inasmuch as they include a negligible amount of sales taxes (less than one percent), and sales taxes are not included in 1948 receipts.

GENERAL DESCRIPTION

Information in this table presents preliminary data collected in the 1948 Census of Business, for the personal, business and repair service trades, and 1939 Census data (adjusted for changes in scope to make 1939 data conform to the 1948 scope). This summary is part of the preliminary series of releases issued for counties and States. Requests for information on final 1948 Census of Business bulletins, which will be issued beginning in July 1950, should be addressed to Director, Bureau of the Census, Washington 25, D. C.

Scope--The 1948 Census of Business covers the personal, business and repair services groups as presented in the Services Section of the Standard Industrial Classification Manual (May 1949 issue) of the Executive Office of the President. The groups are: personal services - including barber shops, beauty shops, cleaning and dyeing plants, power laundries, photo studios, funeral directors, and pressing, alteration, and garment repair shops; business services - including advertising agencies, credit and collection agencies, and coin operated machine rental and repair; automobile repair services - including auto repair shops, auto storage, and auto parking; and other repair services - including electrical repair shops, upholstery and furniture repair, and watch, clock and jewelry repair. Some important services not covered are radio broadcasting and television, medical and health, legal, educational, nonprofit, accounting, auditing, and bookkeeping (classified as business services in the Standard Industrial Classification Manual), and domestic services. Both the 1939 and 1948 figures exclude data for administrative and executive offices of multiunit organizations.

DEFINITIONS

Establishments--For 1948 Census purposes, service establishments were defined to include only recognizable places of business, from which business activities were conducted, provided that the annual receipts were in excess of \$500. An establishment engaged in more than one type of activity was classified on the basis of its major source of receipts. "Establishments" is the number of separate units engaged in business activities rather than the number of business companies or organizations, as the Census figures represent information reported separately for each location engaged in business activities.

Receipts, entire year--Represent receipts for services to customers, together with any receipts from the sale of merchandise (after deduction of returned goods and allowances), and receipts from other sources. Figures for 1948 exclude sales taxes and excise taxes collected directly from the customer and paid directly to a taxing agency. Such taxes are included in 1939 receipts but amount to less than 1% of total receipts.

Employees--"Paid Employees" represent all employees (full workweek and part workweek) on the pay roll for the workweek ended nearest November 15. Companies whose pay roll period was other than a workweek were requested to adjust the figures to a weekly basis.

Receipts per capita--1940 Population Census figures were used in computing receipts per capita for 1939. Per capita data for 1948 are based on Census Bureau population estimates as of July 1, 1948.

1948 CENSUS OF BUSINESS

RETAIL, WHOLESALE, SERVICE TRADES

U. S. DEPARTMENT OF COMMERCE
BUREAU OF THE CENSUS

PRELIMINARY

For Release July 9, 1950

Release Series BC-1P- W-0

Wholesale Trade

Comparative State Summary: 1948 and 1939

Sales of wholesale establishments in the United States in 1948 were up 23% from 1939, reaching a total of \$185 billion, compared with \$55 billion in 1939, according to a preliminary report released by Director Roy V. Peel of the Bureau of the Census, United States Department of Commerce. The sales increase was accompanied by a 21% increase in number of wholesale establishments - from 200,000 to 242,000. Wholesale establishments as covered in this report include manufacturer-owned sales outlets, merchandise agents and brokers, and assemblers of farm products, as well as "merchant wholesalers" and industrial goods distributors. 2380/1

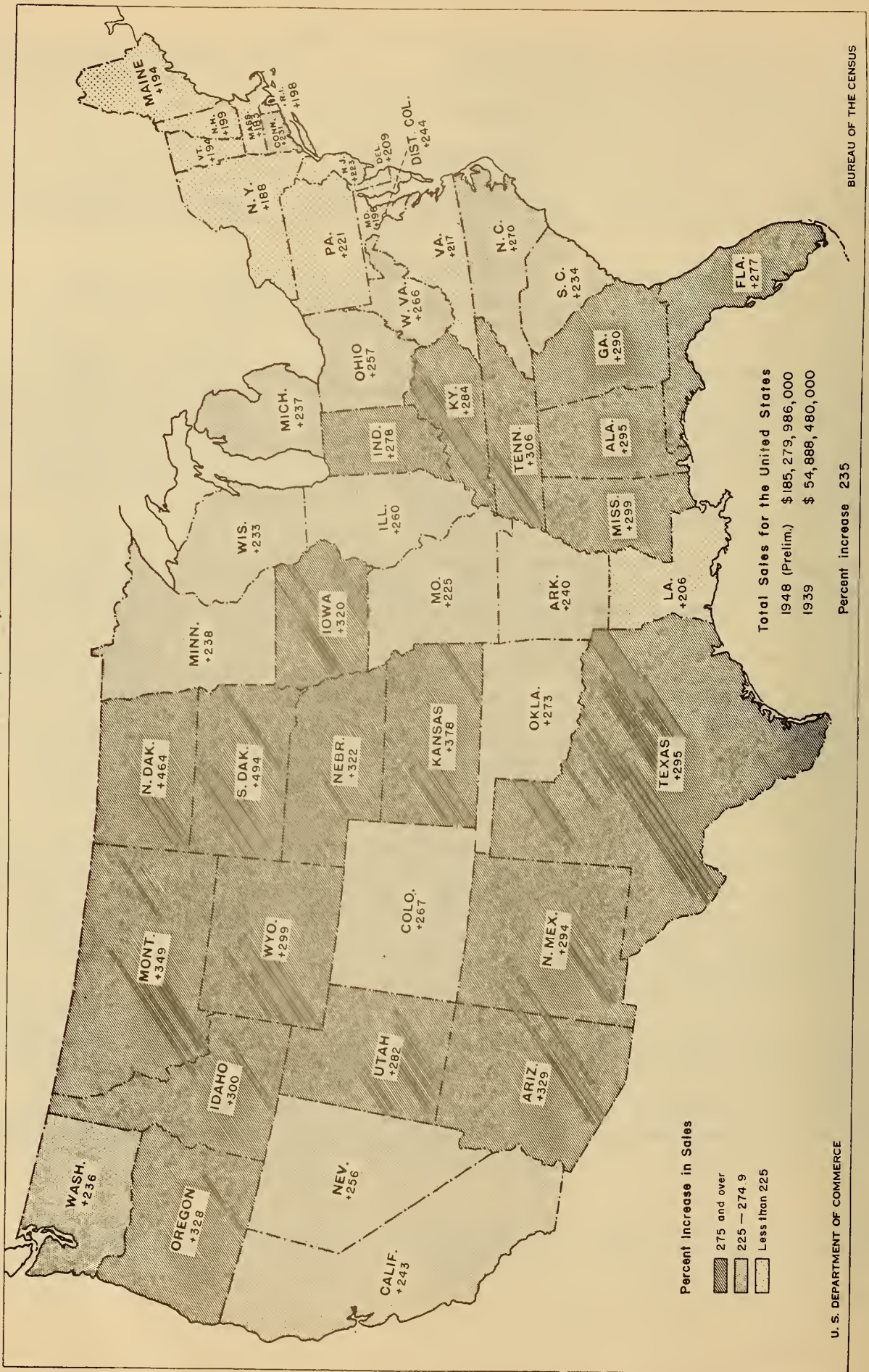
Wholesale trade was an important source of employment in 1948. In mid-November of that year there were some 2,340,000 paid employees in wholesale establishments, a 46% increase from the 1939 figure of 1,605,000 employees. In total, the trades covered by the Census (retail, wholesale, service), distributing goods and services to the consumer accounted for 10,595,000 employees, or 17.7% of the total civilian employment in the United States. In 1939 the same trades employed 7,363,000 persons, or 15.4% of the total civilian employees. Not included in the 1948 employment figures were approximately 100,000 employees in the administrative and auxiliary units of wholesale organizations and about 175,000 employees in chain-store warehouses and administrative offices of retail organizations. The figures also exclude some 2,500,000 active proprietors or partners of unincorporated retail, wholesale, and service businesses, and also the many unpaid family workers of such businesses.

New York ranked first among the States in dollar volume of wholesale sales with \$42 billion, or 23% of the United States total, followed by Illinois, California, Pennsylvania, and Ohio. Considered together, these five leading States accounted for 50% of all wholesale sales in the United States in 1948 compared with 53% in 1939. The number of wholesale establishments in these States increased from 40% to 43% of the United States total. On the basis of volume of sales, these five States held the same relative rank in both 1948 and 1939.

The States with wholesale establishment sales of more than \$5 billion - New York, Illinois, California, Pennsylvania, Ohio, Texas, Missouri, Michigan, and Massachusetts - accounted for 65.5% of all sales in the United States, and accounted for \$84 billion of the \$130 billion increase from 1939 to 1948. However, the States showing the largest relative increases (300% or more) in sales; 1948 over 1939, were South Dakota, North Dakota, Kansas, Montana, Oregon, Arizona, Nebraska, Iowa, Tennessee, and Idaho.

WHOLESALE TRADE 1948

Percent Increase in Sales of Wholesale Establishments 1:48 over 1939
(1949 data are preliminary)



COMPARATIVE STATE SUMMARY: 1948 and 1939

Division and State	Establishments		Sales, entire year		Paid employees, workweek ended 1/ nearest Nov. 15		Percent change, 1948 from 1939		
	1948 (number)	1939 (number)	1948 (thousand dollars)	1939 (thousand dollars)	1948 (number)	1939 (number)	Estab- lishments	Sales, entire year	Paid employees, workweek ended nearest Nov. 15
United States...	241,529	199,726	185,279,986	54,888,480	2,340,093	1,605,347	+21	+238	+46
Geographic Divisions:									
New England.....	13,013	10,064	9,254,545	3,149,541	134,572	95,342	+29	+194	+41
Middle Atlantic.....	63,577	45,179	55,985,616	18,807,570	590,714	434,059	+41	+198	+36
East North Central..	47,026	40,504	39,837,432	11,164,583	468,495	310,585	+16	+257	+51
West North Central..	31,578	33,039	21,790,468	5,769,120	236,984	168,504	-4	+278	+41
South Atlantic.....	22,227	17,341	15,940,133	4,537,886	259,967	197,506	+28	+251	+32
East South Central..	10,273	8,154	7,809,046	1,957,572	107,374	62,363	+26	+299	+72
West South Central..	20,330	18,380	12,781,930	3,425,977	189,769	117,137	+11	+273	+62
Mountain.....	8,557	7,259	4,252,365	1,080,863	68,959	39,292	+18	+293	+76
Pacific.....	24,948	19,806	17,628,451	4,995,368	283,259	180,559	+26	+253	+57
New England:									
Maine.....	928	1,032	488,472	165,848	9,537	7,454	-10	+194	+28
New Hampshire.....	518	363	192,438	64,263	4,112	2,570	+43	+199	+60
Vermont.....	401	383	167,809	57,112	3,128	2,364	+5	+194	+32
Massachusetts.....	7,692	5,932	6,327,290	2,214,403	80,591	59,235	+30	+186	+36
Rhode Island.....	1,128	761	712,500	238,989	10,917	7,624	+48	+198	+43
Connecticut.....	2,346	1,593	1,366,036	408,926	26,287	16,095	+47	+234	+63
Middle Atlantic:									
New York.....	43,492	30,255	41,764,878	14,452,737	381,395	297,738	+44	+189	+28
New Jersey.....	5,668	3,523	3,470,255	1,032,078	58,222	36,089	+61	+236	+61
Pennsylvania.....	14,417	11,401	10,750,483	3,322,755	151,097	100,232	+26	+224	+51
East North Central:									
Ohio.....	11,003	9,545	9,396,849	2,606,812	119,561	76,788	+15	+260	+56
Indiana.....	5,321	4,821	3,204,712	842,092	45,213	28,761	+10	+280	+57
Illinois.....	17,344	14,468	18,002,904	4,977,030	180,055	124,835	+20	+262	+44
Michigan.....	8,314	6,891	6,485,958	1,918,154	83,190	53,308	+21	+238	+56
Wisconsin.....	5,044	4,779	2,747,009	820,495	40,476	26,893	+6	+235	+50
West North Central:									
Minnesota.....	6,031	6,433	4,934,363	1,448,297	52,838	38,308	-6	+241	+38
Iowa.....	5,941	5,790	3,323,533	787,208	34,801	24,281	+3	+322	+43
Missouri.....	7,760	7,608	7,345,124	2,238,054	85,659	64,055	+2	+228	+34
North Dakota.....	2,244	2,682	959,981	170,252	8,928	6,335	-16	+464	+41
South Dakota.....	1,813	2,020	792,828	133,139	8,030	4,957	-10	+495	+62
Nebraska.....	3,165	3,378	2,392,023	564,601	23,948	15,419	-6	+324	+55
Kansas.....	4,624	5,128	2,042,616	427,569	22,780	15,149	-10	+378	+50
South Atlantic:									
Delaware.....	369	316	487,072	157,474	5,216	2,962	+17	+209	+76
Maryland.....	3,058	2,461	2,039,449	688,138	33,400	25,178	+24	+196	+33
District of Columbia	1,104	735	1,195,055	338,233	16,782	10,087	+50	+253	+66
Virginia.....	2,962	2,426	1,987,432	626,477	39,013	33,008	+22	+217	+18
West Virginia.....	1,704	1,423	1,039,743	284,119	17,008	11,830	+20	+266	+44
North Carolina.....	3,920	2,842	3,073,911	826,694	42,367	43,635	+38	+272	-3
South Carolina.....	1,598	1,447	991,602	297,078	13,725	8,874	+10	+234	+55
Georgia.....	3,821	3,009	3,144,709	797,580	43,136	24,840	+27	+294	+74
Florida.....	3,691	2,682	1,981,160	522,093	49,320	37,083	+38	+279	+33
East South Central:									
Kentucky.....	2,412	2,168	1,784,142	463,769	26,597	17,302	+11	+285	+54
Tennessee.....	3,510	2,634	3,406,328	835,369	40,613	23,343	+33	+308	+75
Alabama.....	2,578	1,934	1,641,053	413,607	26,007	14,494	+33	+297	+79
Mississippi.....	1,773	1,418	977,523	244,827	13,957	7,224	+25	+299	+93
West South Central:									
Arkansas.....	2,132	1,782	847,350	248,643	14,574	8,045	+20	+241	+81
Louisiana.....	3,041	2,360	2,159,905	698,804	35,135	24,013	+29	+209	+46
Oklahoma.....	3,675	3,985	1,719,811	458,709	25,019	16,011	-8	+275	+56
Texas.....	11,482	10,253	8,054,864	2,019,821	115,041	69,068	+12	+299	+67
Mountain:									
Montana.....	1,383	1,333	586,590	130,334	7,467	4,252	+4	+350	+76
Idaho.....	1,141	988	422,058	105,496	6,862	5,819	+15	+300	+52
Wyoming.....	451	397	147,903	37,031	2,137	1,204	+14	+299	+77
Colorado.....	2,638	2,274	1,595,345	431,118	24,688	14,211	+16	+270	+74
New Mexico.....	714	542	261,775	66,387	4,566	2,522	+32	+294	+81
Arizona.....	857	605	414,087	96,426	8,039	3,824	+42	+329	+110
Utah.....	1,119	945	741,904	190,840	11,874	6,693	+18	+289	+77
Nevada.....	254	175	82,703	23,231	1,326	767	+45	+256	+73
Pacific:									
Washington.....	4,115	3,565	2,576,417	762,974	44,710	28,780	+15	+238	+55
Oregon.....	2,544	1,916	1,886,737	437,954	29,350	15,696	+33	+331	+87
California.....	18,289	14,325	13,165,297	3,794,440	209,199	136,083	+28	+247	+54

1/ No adjustment made in "employees" for tobacco stemming and redrying included in 1939 but not in 1948; particularly significant in North Carolina and Virginia.

GENERAL DESCRIPTION

Information in this table presents preliminary wholesale trade data collected in the 1948 Census of Business. The 1939 data represent comparable coverage of businesses. This summary is part of this preliminary series of releases issued for counties and States. Requests for information on final 1948 Census of Business bulletins, which will be issued beginning in July 1950, should be addressed to Director, Bureau of the Census, Washington 25, D. C.

Scope--The 1948 Census of Business covered all establishments in wholesale trade as defined by the Standard Industrial Classification Manual (May 1949 issue), prepared by the Executive Office of the President. It included "establishments or places of business primarily engaged in selling merchandise to retailers; to industrial, commercial, institutional, and professional users, or to other wholesalers; or acting as agents in buying merchandise for or selling merchandise to such persons or companies". Thus defined, the field is much broader than the usual conception of "wholesaler" or "jobber" as it also includes manufacturer-owned and operated sales outlets, agents and brokers negotiating sales (or purchases) for other, and assemblers of farm products. Both the 1939 and 1948 figures exclude data for administrative or executive offices and other auxiliary units.

DEFINITIONS

Establishment--For 1948 Census purposes, a wholesale business establishment is defined to include only recognizable places from which business activities are conducted provided that the annual sales were in excess of \$5,000. The figures on number of establishments represent the number of separate business locations, rather than the number of business companies or organizations. A store engaged in more than one type of activity was classified on the basis of its major source of receipts. The establishment count reflects the number of places in business at the end of 1948 excluding administrative or executive offices and other auxiliary units. A detailed analysis of the coverage of wholesale establishments will be provided in future Census of Business publications.

Sales, entire year--Represents sales of merchandise, together with any receipts from repairs and other services to customers. The figures are "net", after deductions for returned goods and allowances. Sales and excise taxes collected by wholesale establishments from customers and paid directly to any taxing agency are included.

Paid Employees--Represents all employees (full workweek and part workweek) on the pay roll for the workweek ended nearest November 15. Companies whose pay roll period was other than a workweek were requested to adjust the figures to a weekly basis.

1948 CENSUS OF BUSINESS

RETAIL, WHOLESALE, SERVICE TRADES

U. S. DEPARTMENT OF COMMERCE
BUREAU OF THE CENSUS

PRELIMINARY

For Release August 6, 1950

Release Series BC-1P- W-1

WHOLESALE TRADE IN 1948 50 Largest Counties*

The concentration of wholesale trade activity in the United States is shown in a preliminary report of the 1948 sales of wholesale establishments in 50 counties, released by Director Roy V. Peel of the Bureau of the Census, United States Department of Commerce. These 50 counties accounted for 69 percent of the Nation's wholesale sales in 1948, or about \$128 billion of the national total of \$185 billion. They also accounted for \$88 billion of the \$130 billion by which wholesale sales increased from 1939 to 1948. Over 118,000 of the Nation's 242,000 wholesale business establishments were located in these 50 leading wholesale trade counties, and they provided employment for some 1,367,000 of the 2,340,000 wholesale trade employees in November 1948.

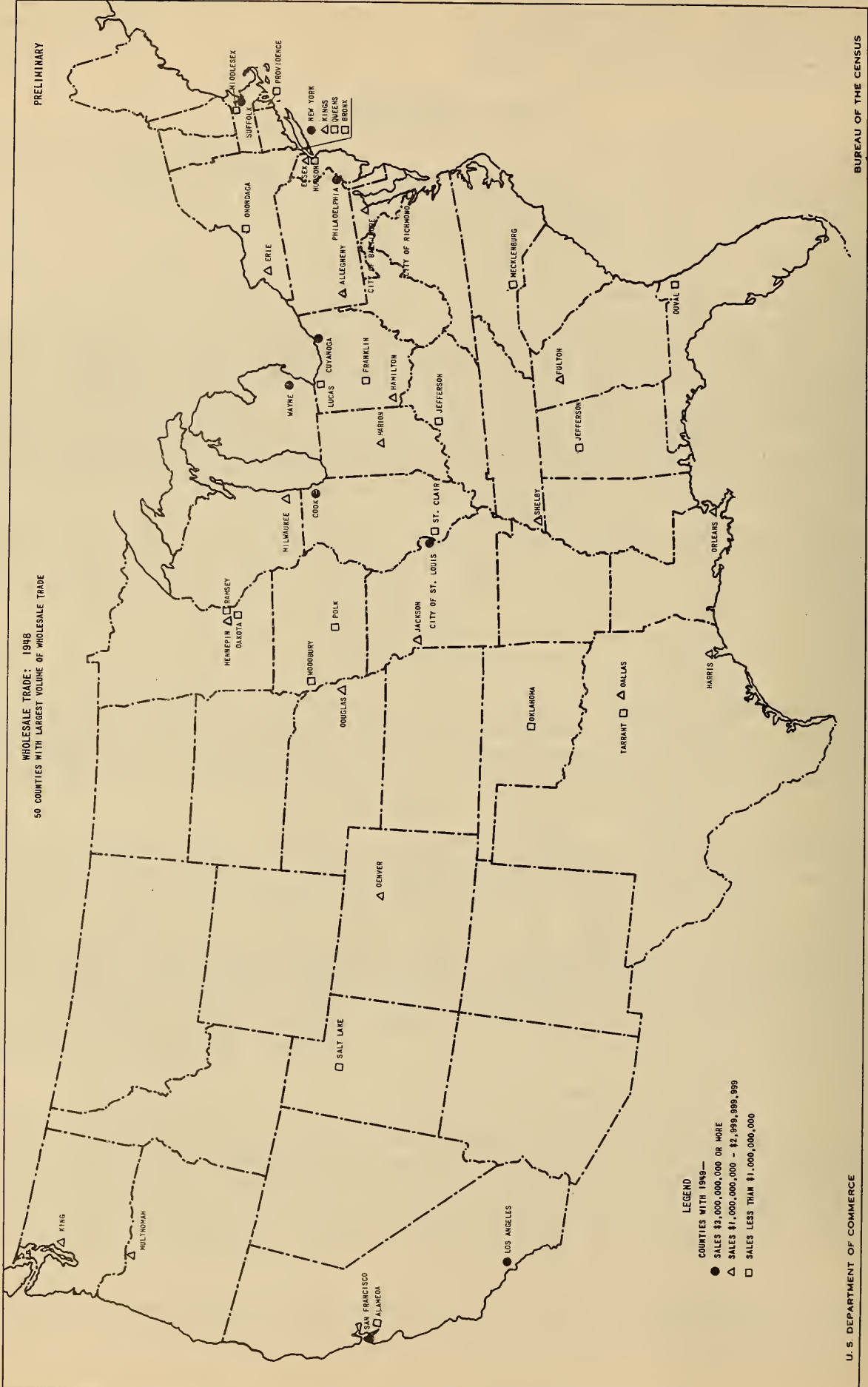
New York County (Manhattan Borough) ranked first among the 50 large counties with 1948 wholesale sales of over \$33.5 billion, 18 percent of the national total. Next largest counties in order were: Cook County (Chicago), Illinois; Los Angeles County, California; Philadelphia County, Pennsylvania; and Suffolk County (Boston), Massachusetts. These same counties also were leading in wholesale sales in 1939, but between 1939 and 1948 Los Angeles moved up from fifth to third place.

The five next most important wholesale trade counties, in terms of sales volume, were: Wayne County (Detroit), Michigan; San Francisco County, California; Cuyahoga County (Cleveland), Ohio; the independent city of St. Louis, Missouri; and Allegheny County (Pittsburg), Pennsylvania. In 1939, San Francisco County, ranked ahead of Wayne County, and St. Louis city, ahead of Cuyahoga County.

Counties which showed large wholesale sales increases (in most cases over 300% increase) from 1939 to 1948, and which improved in rank by five or more places were: Shelby County (Memphis), Tennessee, moving from 22nd nationally to 16th in rank; Douglas County (Omaha), Nebraska, moving from 25th to 20th; Marion County (Indianapolis), Indiana, from 26th to 21st; Mecklenberg County (Charlotte), North Carolina, from 34th to 29th; Queens County (Queens Borough), New York, from 36th to 31st; Jefferson County (Birmingham), Alabama, from 38th to 32nd; Alameda County (Oakland), California, from 40th to 33rd; Woodbury County (Sioux City), Iowa, from 43rd to 34th; Franklin County (Columbus), Ohio, from 41st to 35th; St. Clair County (East St. Louis), Illinois, from 49th to 38th; Tarrant County (Fort Worth), Texas, from 45th to 39th; and Dakota County (South St. Paul), Minnesota, from 57th to 50th.

The 50 largest counties as a group are characterized by the following facts: With a few exceptions, all had more than 500 wholesale establishments; each had at least one-half billion dollars wholesale volume in 1948, and all but 7 had at least 5,000 wholesale employment in November 1948. Overall, the 50 largest counties increased their sales by 224 percent from 1939, as compared with the national average of 238 percent.

*Including the independent cities of St. Louis, Missouri; Baltimore, Maryland; and Richmond, Virginia.



1948 CENSUS OF BUSINESS: WHOLESALE TRADE
 50 COUNTIES WITH LARGEST VOLUME OF SALES: 1948
 COMPARATIVE SUMMARY OF ESTABLISHMENTS, SALES, AND EMPLOYMENT: 1948 AND 1939

(Including the Independent Cities of St. Louis, Mo.; Baltimore, Md.; and Richmond, Va.)

Fifty counties listed according to 1948 wholesale sales	Establishments		Sales, entire year		Percent change 1948 from 1939	Rank (according to sales)		Paid employees, workweek ended nearest Nov. 15	
	1948	1939	1948	1939		1948	1939	1948	1939
	(Number)	(Number)	(Thousand dollars)	(Thousand dollars)		(Number)	(Number)	(Number)	(Number)
United States, total....	241,529	199,726	185,279,986	54,888,480	+238	-	-	2,340,093	1,605,481
Total, 50 largest counties	118,444	88,315	127,684,379	39,431,975	+224	-	-	1,367,277	966,914
New York County, N.Y.	28,615	19,997	33,575,524	11,883,147	+182	1	1	24,750	208,363
Cook County, Ill.	10,916	8,197	14,479,141	4,149,845	+249	2	2	141,758	100,944
Los Angeles County, Calif. ...	8,082	6,110	5,762,930	1,585,624	+263	3	5	87,258	54,530
Philadelphia County, Pa.	5,490	4,073	5,096,629	1,622,100	+214	4	4	62,728	43,432
Suffolk County, Mass.	4,492	3,450	4,625,405	1,680,342	+175	5	3	47,222	37,793
Wayne County, Mich.	3,780	2,940	4,569,512	1,357,154	+237	6	7	47,086	29,158
San Francisco County, Calif. .	3,630	3,359	4,020,854	1,377,614	+192	7	6	47,207	35,589
Cuyahoga County, Ohio.....	2,949	2,287	3,450,905	959,724	+260	8	9	37,628	24,744
St. Louis City, Mo.	2,767	2,663	3,047,016	1,164,102	+162	9	8	43,169	35,084
Allegheny County, Pa.	2,447	2,046	2,878,000	888,574	+224	10	10	33,201	23,611
Jackson County, Mo.	1,849	1,530	2,867,408	766,347	+274	11	11	24,740	17,996
Hennepin County, Minn.	1,688	1,421	2,469,026	721,360	+242	12	12	25,860	17,176
Hamilton County, Ohio.....	1,833	1,597	2,251,331	673,630	+234	13	13	22,581	15,361
Dallas County, Texas.....	1,766	1,084	2,197,642	479,834	+358	14	16	25,168	13,391
Fulton County, Ga.	1,509	1,021	2,082,208	472,141	+341	15	17	25,014	13,009
Shelby County, Tenn.	914	700	1,904,069	435,232	+337	16	22	14,972	9,429
Baltimore City, Md.	2,155	1,664	1,704,584	578,628	+195	17	15	24,577	18,312
Harris County, Texas.....	1,323	879	1,672,754	464,645	+260	18	18	21,258	11,502
Kings County, N.Y.	3,642	2,523	1,591,594	627,985	+153	19	14	26,588	21,669
Douglas County, Nebr.	807	692	1,507,654	392,052	+285	20	25	12,888	8,245
Marion County, Ind.	1,123	872	1,462,149	377,524	+287	21	26	15,264	10,373
Erie County, N.Y.	1,593	1,107	1,459,821	444,448	+228	22	20	17,922	11,319
King County, Wash.	1,851	1,571	1,446,754	458,070	+216	23	19	19,705	13,849
Milwaukee County, Wis.	1,734	1,517	1,417,924	423,130	+235	24	23	20,889	13,239
Multnomah County, Oreg.	1,254	991	1,352,046	336,183	+302	25	28	17,926	10,613
Essex County, N.J.	1,851	1,153	1,290,390	420,146	+207	26	24	22,018	14,493
Orleans Parish, La.	1,189	1,022	1,276,098	437,639	+192	27	21	17,856	14,783
Denver County, Colo.	1,265	993	1,174,624	340,989	+244	28	27	17,490	10,144
Mecklenburg County, N. C.	597	334	983,163	209,069	+370	29	34	8,316	4,301
Jefferson County, Ky.	758	620	951,058	216,835	+339	30	33	13,629	8,979
Queens County, N.Y.	1,206	584	928,700	200,384	+363	31	36	16,460	8,874
Jefferson County, Ala.	858	508	833,714	189,531	+340	32	38	11,337	6,528
Alameda County, Calif.	1,056	670	793,395	167,295	+374	33	40	12,881	6,398
Woodbury County, Iowa.....	331	329	748,081	152,093	+392	34	43	3,667	2,885
Franklin County, Ohio.....	707	521	729,437	165,550	+341	35	41	10,791	6,126
Oklahoma County, Okla.	761	572	686,594	194,467	+253	36	37	9,468	6,166
Providence County, R. I.	1,036	703	682,191	229,951	+197	37	29	10,198	7,203
St. Clair County, Ill.	317	255	679,678	139,548	+387	38	49	1,998	1,324
Tarrant County, Texas.....	583	459	662,042	149,436	+343	39	45	7,326	4,440
Ramsey County, Minn.	610	649	660,496	227,107	+191	40	31	8,931	7,748
Bronx County, N.Y.	1,546	862	644,958	226,323	+185	41	32	11,199	7,848
Duval County, Fla.	641	417	622,180	152,476	+308	42	42	9,474	4,999
Richmond city, Va.	606	453	613,750	208,066	+195	43	35	10,143	9,584
Hudson County, N.J.	849	439	605,470	228,589	+165	44	30	9,498	7,262
Polk County, Iowa.....	570	423	577,322	144,582	+299	45	48	7,936	5,116
Middlesex County, Mass.	706	480	555,653	147,733	+276	46	47	10,267	6,221
Onondaga County, N.Y.	728	472	541,079	168,256	+222	47	39	7,876	4,897
Lucas County, Ohio.....	660	525	528,837	136,755	+287	48	51	8,506	5,845
Salt Lake County, Utah.....	699	481	522,246	135,086	+287	49	52	9,433	5,304
Dakota County, Minn.	105	100	500,343	124,634	+301	50	57	1,020	715

GENERAL DESCRIPTION

Information in this table presents preliminary wholesale trade data collected in the 1948 Census of Business. The 1939 data represent comparable coverage of businesses. This summary is part of this preliminary series of releases issued for counties and States. Requests for information on final 1948 Census of Business bulletins, which will be issued beginning in August 1950, should be addressed to Director, Bureau of the Census, Washington 25, D.C.


Scope--The 1948 Census of Business covered all establishments in wholesale trade as defined by the Standard Industrial Classification Manual (May 1949 issue), prepared by the Executive Office of the President. It included "establishments or places of business primarily engaged in selling merchandise to retailers; to industrial, commercial, institutional, and professional users, or to other wholesalers; or acting as agents in buying merchandise for or selling merchandise to such persons or companies". Thus defined, the field is much broader than the usual conception of "wholesaler" or "jobber" as it also includes manufacturer-owned and operated sales outlets, agents and brokers negotiating sales (or purchases) for other, and assemblers of farm products. Both the 1939 and 1948 figures exclude data for administrative or executive offices and other auxiliary units.


DEFINITIONS

Establishments--For 1948 Census purposes, a wholesale business establishment is defined to include only recognizable places from which business activities are conducted provided that the annual sales were in excess of \$5,000. The figures on number of establishments represent the number of separate business locations, rather than the number of business companies or organizations. A store engaged in more than one type of activity was classified on the basis of its major source of receipts. The establishment count reflects the number of places in business at the end of 1948 excluding administrative or executive offices and other auxiliary units. A detailed analysis of the coverage of wholesale establishments will be provided in future Census of Business publications.

Sales, entire year--Represents sales of merchandise, together with any receipts from repairs and other services to customers. The figures are "net", after deductions for returned goods and allowances. Sales and excise taxes collected by wholesale establishments from customers and paid directly to any taxing agency are included.

Paid Employees--Represents all employees (full workweek and part workweek) on the pay roll for the workweek ended nearest November 15. Companies whose pay roll period was other than a workweek were requested to adjust the figures to a weekly basis.





UNITED STATES SUMMARY



1948 CENSUS OF BUSINESS

RETAIL, WHOLESALE, SERVICE TRADES

U. S. DEPARTMENT OF COMMERCE
BUREAU OF THE CENSUS

PRELIMINARY

For Release May 27, 1950

Release Series BC-1P-00-000

UNITED STATES SUMMARY

CENSUS OF BUSINESS: 1948 AND 1939

A three-fold expansion in the dollar volume of retail, wholesale, and service businesses in the United States from 1939 to 1948, and a substantial increase in employment, are reported in a preliminary Census of Business release today by Director Roy V. Peel of the Bureau of the Census, United States Department of Commerce. Despite this growth of trade activity, there was no significant change in the number of establishments in these trades in the two Census years.

Sales of retail stores, according to the Census report, reached a total of \$130.5 billion in 1948 compared with \$42.0 billion in 1939. Sales increases from 1939 to 1948 were considerably above average in the trades handling consumer durable goods. In the automotive trades, sales increased from \$5.5 billion to \$20.1 billion; in the lumber-building-hardware group from \$2.7 billion to \$11.7 billion; and in the furniture-furnishings-appliance group from \$1.7 billion to \$6.9 billion.

In wholesale trade total sales increased from \$54.9 billion in 1939 to \$185.3 billion in 1948. In the service trades which include personal, business, and repair services; hotels and tourist courts; and amusements, receipts increased from \$4.9 billion to over \$13 billion.

Employment in the trades included in the Business Census rose to a total of 11.3 million persons in 1948, an increase of about 3.4 million from the 1939 total of 7.9 million. Retail trade accounted for some 6.9 million employees in 1948; an additional 2.3 million were employed in wholesale trade, and some 2.1 million in the various service trades.

UNITED STATES SUMMARY

PRELIMINARY 1948 CENSUS OF BUSINESS RESULTS WITH COMPARATIVE 1939 DATA, BY TRADE GROUP AND KIND OF BUSINESS

Trade group and kind of business	Establishments		Sales and receipts, entire year		Paid employees, workweek ended nearest Nov. 15 1/1939*	
	1948 (number)	1939* (number)	1948 (thous. dol.)	1939* (thous. dol.)	1948 (number)	1939* (number)
RETAIL TRADE, total.....	1,769,993	1,770,355	130,527,317	42,041,790	6,927,891	4,821,806
Food group.....	504,480	560,549	30,980,440	10,164,967	1,012,934	814,746
Grocery stores, without fresh meat.....	154,343	200,303	4,045,341	2,225,435	89,215	131,543
Grocery stores, with fresh meat.....	223,527	187,034	20,727,011	5,496,318	602,235	421,491
Meat markets, fish markets.....	29,470	42,360	1,777,986	750,797	47,627	55,115
Fruit stores, vegetable markets.....	15,781	27,666	399,993	222,239	14,917	20,282
Candy, nut, confectionery stores.....	32,897	48,015	648,996	295,300	43,624	31,393
Dairy products stores, milk dealers.....	11,734	16,834	1,883,519	740,011	102,372	99,266
Bakery products stores 2/.....	20,175	16,985	729,781	168,027	82,725	28,933
Egg, poultry dealers.....	5,614	6,532	265,011	63,350	7,801	5,468
All other food stores.....	10,939	14,820	502,802	203,490	22,418	21,255
Dating and drinking places.....	346,555	305,386	10,690,576	3,520,052	1,345,338	830,063
Dating places 2/.....	194,204	169,792	6,475,482	2,135,020	976,350	607,882
Drinking places.....	152,351	135,594	4,215,094	1,385,032	368,988	222,181
General stores.....	21,536	39,688	1,163,975	810,342	41,453	62,423
General merchandise group.....	52,604	50,267	15,930,708	5,665,007	1,337,219	965,884
Department stores 3/.....	2,590	4,074	10,638,688	3,974,998	833,173	637,189
Dry goods, general merchandise stores..	29,764	29,247	2,787,584	713,208	172,143	99,246
Variety stores.....	20,250	16,946	2,504,436	976,801	331,903	229,449
Apparel group.....	115,333	106,959	9,797,438	3,258,772	580,919	417,396
Men's, boys' clothing, furnishing stores	23,723	21,501	2,176,530	773,312	93,089	70,752
Family clothing stores.....	12,655	10,053	1,801,301	429,454	113,309	61,598
Women's ready-to-wear stores.....	30,654	25,820	3,277,507	1,009,494	225,800	143,985
Women's access., specialty stores.....	13,475	17,293	438,053	219,149	31,024	40,616
Shoe stores.....	19,560	20,487	1,468,223	617,064	73,680	66,257
Custom tailors.....	4,960	5,674	142,794	66,282	13,322	13,260
Furriers, fur shops.....	2,352	2,214	218,787	94,133	14,912	13,402
All other apparel stores.....	7,954	3,917	274,243	49,884	15,783	7,526

See footnotes at end of table.

Trade group and kind of business	Establishments		Sales and receipts, entire year		Paid employees, workweek ended nearest Nov. 15 1/	
	1948 (number)	1939* (number)	1948 (thous.dol.)	1939* (thous.dol.)	1948 (number)	1939* (number)
RETAIL TRADE--Continued						
Furniture, furnishings, appliance group...	85,548	52,827	6,914,247	1,733,257	374,812	220,950
Furniture stores.....	29,050	19,902	3,425,325	973,157	163,116	108,246
Floor covering, drapery stores.....	7,748	2,916	503,283	74,461	29,882	8,541
Other home furnishing stores.....	11,836	9,096	438,504	152,266	49,328	28,562
Household appliance stores.....	29,671	18,002	2,160,006	484,698	118,028	69,818
Radio stores.....	7,243	2,911	387,129	48,675	14,458	5,783
Automotive group.....	86,196	60,132	20,118,052	5,548,687	634,654	400,166
Motor vehicle (new and used) dealers...	44,063	33,609	15,971,790	4,810,245	519,466	324,688
Motor vehicle (used) dealers.....	16,849	6,980	2,432,834	193,790	32,065	13,744
Tire, battery, accessory dealers.....	20,617	18,525	1,361,226	523,685	73,336	59,800
Other automotive dealers.....	4,667	1,018	352,202	20,967	9,787	1,934
Gasoline service stations.....	188,305	241,858	6,492,586	2,822,495	287,896	246,600
Lumber, building, hardware group.....	98,797	79,313	11,142,304	2,734,914	479,888	257,641
Lumber yards, building materials dlrs..	26,128	25,067	5,132,248	1,478,459	216,607	138,957
Plumbing, paint, electrical stores.....	20,598	14,600	1,150,020	282,746	75,708	35,766
Hardware stores.....	34,681	29,147	2,497,296	629,276	113,063	57,998
Farm equipment dealers.....	17,390	10,499	2,362,740	344,433	74,510	24,920
Drug and proprietary stores.....	55,851	57,903	4,011,523	1,562,502	282,390	192,296
Drug & proprietary stores with fountain	39,735	39,452	3,046,589	1,205,241	233,077	158,674
Drug and proprietary stores, other.....	16,116	18,451	964,934	357,261	49,313	33,622
Liquor stores.....	33,628	19,136	2,585,978	586,351	52,613	27,065
Secondhand stores.....	16,964	23,962	303,636	138,007	20,787	24,132
Other retail stores.....	164,196	172,375	10,395,854	3,496,437	476,988	362,444
Fuel, fuel oil, ice dealers.....	22,680	41,172	2,421,860	1,013,542	107,026	111,884
Feed, farm, garden supply stores.....	21,635	21,687	3,146,361	779,289	72,220	49,472
Jewelry stores.....	21,268	14,559	1,233,191	361,595	69,145	37,609
Book, stationery stores.....	6,933	7,881	534,885	192,026	47,940	28,295

See footnotes at end of table.

UNITED STATES SUMMARY

PRELIMINARY 1948 CENSUS OF BUSINESS RESULTS WITH COMPARATIVE 1939 DATA, BY TRADE GROUP AND KIND OF BUSINESS--Con.

Trade group and kind of business	Establishments		Sales and receipts, entire year		Paid employees, workweek ended nearest Nov. 15 1/
	1948 (number)	1939* (number)	1948 (thous. dol.)	1939* (thous. dol.)	
RETAIL TRADE--Continued					
Other retail stores--Continued					
Sporting goods stores, bicycle stores...					
Florists.....	8,603	3,546	344,949	63,751	14,274
Cigar stores, cigar stands.....	14,741	16,055	377,031	148,741	32,553
News dealers, newsstands.....	14,514	18,504	535,016	207,781	16,498
Gift, novelty, souvenir stores.....	6,804	7,407	216,457	72,427	14,449
Music stores.....	12,522	7,429	199,286	53,568	11,725
Luggage, leather goods stores.....	6,117	2,930	337,987	65,127	13,981
Camera, photographic supply stores.....	1,191	759	69,040	19,345	6,438
All other retail stores.....	3,028	1,112	201,681	32,343	8,566
	24,160	29,334	778,110	486,902	2,012
WHOLESALE TRADE, total.....	241,529	199,726	185,279,986	54,888,480	1,605,481
Merchant wholesalers, total.....	146,168	100,961	79,363,838	22,537,832	1,495,566
Groceries, confectionery, meats.....	17,250	15,681	11,220,756	3,940,781	948,601
Groceries (general line).....	4,174	3,942	5,634,828	2,185,736	153,704
Confectionery.....	2,060	2,089	373,167	132,682	76,616
Fish, sea foods.....	1,234	1,182	391,574	131,248	7,075
Meats and meat products.....	3,553	2,552	2,025,783	519,593	9,022
Other grocery, food specialties.....	6,229	5,916	2,795,404	971,522	18,771
Farm products, edible.....	13,813	10,945	7,602,217	2,110,766	42,220
Dairy, poultry products.....	6,971	4,559	4,388,899	967,914	94,212
Fruits, vegetables (fresh).....	6,842	6,386	3,213,318	1,142,852	52,342
Beer, wines, distilled spirits.....	7,143	6,232	4,027,009	1,249,164	41,870
Beer, ale.....	5,639	4,812	1,541,463	502,111	46,211
Wines, distilled spirits.....	1,504	1,420	2,485,546	747,053	23,359

See footnotes at end of table.

PRELIMINARY 1948 CENSUS OF BUSINESS RESULTS WITH COMPARATIVE 1939 DATA, BY TRADE GROUP AND KIND OF BUSINESS--Con.

Trade group and kind of business	Establishments		Sales and receipts, entire year		Paid employees, workweek ended nearest Nov. 15 1/
	1948 (number)	1939* (number)	1948 (thous. dol.)	1939* (thous. dol.)	
WHOLESALE TRADE--Continued					
Merchant wholesalers--Continued					
Drugs, chemicals, allied products.....	4,680	3,298	2,309,496	801,813	40,226
Drugs, (general line).....	283	297	812,309	363,621	16,811
Drugs, drug sundries (specialty lines)	1,916	1,321	585,758	157,190	11,453
Industrial chemicals, explosives.....	1,201	746	685,194	200,719	5,954
Paints and varnishes.....	1,280	934	226,235	80,283	6,008
Tobacco and products (except leaf).....	2,996	2,717	2,493,473	1,106,215	18,785
Dry goods, apparel.....	11,677	8,275	5,749,772	1,888,952	68,986
Clothing, furnishings, footwear.....	5,121	4,178	1,584,344	700,501	27,109
Dry goods (general line).....	169	222	414,993	206,983	11,377
Dry goods specialties, piece goods, notions.....	5,273	3,270	2,008,202	572,153	30,500
Piece goods converters.....	1,114	605	1,742,233	409,315	4/
Furniture, home furnishings.....	3,798	2,214	1,304,642	373,464	18,817
Furniture (household, office).....	1,168	433	380,578	61,188	3,791
Home furnishings.....	2,630	1,781	924,064	312,276	15,026
Paper and its products.....	4,020	2,898	1,904,976	574,973	31,912
Wrapping paper, twine.....	514	x	301,596	x	x
Fine paper.....	445	x	459,593	x	x
Stationery, office supplies.....	880	x	182,367	x	x
Wallpaper.....	255	x	31,440	x	x
Other paper products.....	1,926	x	929,980	x	x
Farm products--raw materials.....	2,579	2,086	6,769,746	1,628,706	27,712
Automotive.....	14,615	7,818	4,096,583	1,055,387	67,380
Automobiles, other motor vehicles.....	2,226	x	1,413,393	x	x
Automotive equipment, tires and tubes.	12,389	x	2,683,190	x	x

10
08
05

See footnotes at end of table.

UNITED STATES SUMMARY

PRELIMINARY 1948 CENSUS OF BUSINESS RESULTS WITH COMPARATIVE 1939 DATA, BY TRADE GROUP AND KIND OF BUSINESS--Con.

Trade group and kind of business	Establishments		Sales and receipts, entire year		Paid employees, workweek ended nearest Nov. 15 1/
	1948 (number)	1939* (number)	1948 (thous. dol.)	1939* (thous. dol.)	
					1948 (number)
WHOLESALE TRADE--Continued					
Merchant wholesalers--Continued					
Electrical goods.....	5,421	3,072	4,376,948	788,024	89,400
General-line, apparatus, supplies.....	2,921	1,617	2,378,131	451,329	49,226
Electrical appliances and specialties.	2,500	1,455	1,998,817	336,695	40,174
Hardware, plumbing, heating.....	5,876	3,568	3,813,664	971,975	102,161
Hardware.....	2,147	1,343	2,012,260	592,000	58,600
Plumbing, heating equipment, supplies.	3,729	2,225	1,801,404	379,975	43,561
Lumber, construction materials.....	5,885	3,303	3,918,467	804,392	86,385
Lumber, millwork.....	3,325	1,670	2,790,562	487,610	47,467
Other construction materials.....	2,560	1,633	1,127,905	316,782	38,918
Machinery, equipment and supplies.....	21,431	11,270	6,718,282	1,440,371	187,665
Commercial machines and equipment.....	4,733	1,643	859,750	136,822	32,026
Construction machinery, equipment.....	930	404	786,317	96,556	17,797
Farm-dairy machinery, equipment.....	1,113	319	535,679	59,395	9,308
Industrial machinery, equip. supplies.	7,231	4,018	2,966,554	640,936	71,739
Professional equipment, supplies.....	2,577	1,634	555,335	172,855	28,118
Service establishment equip., supplies	4,192	3,008	762,355	268,725	22,779
Transportation (except automotive) equipment, supplies.....	655	244	252,292	65,082	5,898
Metals, metalwork (except scrap).....	1,791	1,017	2,059,608	515,975	33,487
Iron, steel and products.....	1,531	853	1,549,601	304,440	28,292
Nonferrous metals, metalwork.....	260	164	510,007	211,535	5,195
Waste materials.....	7,643	6,059	2,711,416	656,000	59,773
Iron, steel scrap.....	3,021	1,869	1,687,727	334,136	27,601
Other scrap, waste material.....	4,622	4,190	1,023,689	321,864	32,172

See footnotes at end of table.

PRELIMINARY 1948 CENSUS OF BUSINESS RESULTS WITH COMPARATIVE 1939 DATA, BY TRADE GROUP AND KIND OF BUSINESS--Con.

Trade group and kind of business	Establishments		Sales and receipts, entire year		Paid employees, workweek ended nearest Nov. 15 1/	
	1948 (number)	1939* (number)	1948 (thous. dol.)	1939* (thous. dol.)	1948 (number)	1939* (number)
WHOLESALE TRADE--Continued						
Merchant wholesalers--Continued						
Other merchant wholesalers.....	15,550	10,508	8,286,753	2,630,874	135,582	88,501
Amusement, sporting goods.....	2,202	1,128	553,469	124,479	15,739	8,030
Books, periodicals, newspapers.....	1,599	866	458,958	168,572	22,418	12,635
Coal, coke.....	962	919	2,043,074	512,835	10,823	9,702
Farm supplies.....	1,628	1,477	1,229,636	333,844	20,043	14,431
Jewelry.....	3,381	1,805	796,689	234,054	16,426	10,170
Petroleum and products.....	1,189	1,275	770,521	196,734	8,860	6,799
Merchant wholesalers, n.e.c.....	4,589	3,038	2,434,436	1,060,356	41,273	26,734
Manufacturers' sales branches, offices.....	23,196	17,926	50,610,038	14,253,609	478,639	315,207
Petroleum bulk stations, terminals.....	29,238	30,825	10,554,410	3,807,908	109,863	99,956
Agents, brokers.....	24,133	21,083	33,998,742	11,779,499	99,245	92,537
Assemblers (mainly farm products).....	18,794	28,931	10,752,958	2,509,632	156,780	149,180
SELECTED SERVICE TRADES, total.....	556,527	570,057	8,567,394	2,973,581	1,326,672	936,271
Personal services.....	350,762	x	4,426,880	x	846,284	x
Business services.....	31,533	x	1,643,717	x	234,698	x
Automotive repairs and services.....	94,692	x	1,553,316	x	151,864	x
Other repair services.....	79,540	x	943,481	x	93,826	x
HOTELS.....	29,086	27,987	2,072,689	863,155	377,124	330,216
TOURIST COURTS AND CAMPS.....	25,874	13,521	197,643	36,722	17,286	6,938
AMUSEMENTS.....	49,607	44,917	2,208,147	998,079	331,625	223,687

* 1939 Wholesale and Service data adjusted to scope of 1948 Census.

x Not available.

1/ Includes employees paid for less than the full workweek.

2/ Data for "Caterers" included with "Eating places" in 1948 and with "Bakery products stores" for 1939.

3/ 1948 count of establishments not comparable with 1939 because of important definition and reporting changes.

4/ Included in "Dry goods specialties, piece goods, notions."

GENERAL DESCRIPTION OF THE PRELIMINARY SUMMARY
OF 1948 CENSUS OF BUSINESS REPORTS

The above table presents preliminary results of the 1948 Census of Business for the continental United States, and also data from the 1939 Census. The 1948 information is based on reports submitted by business establishments for that Census. This United States Summary is part of the preliminary series of releases issued for each of the counties and States. Requests for information on final 1948 Census of Business bulletins which will be issued beginning in the summer of 1950 should be addressed to Director, Bureau of the Census, Washington 25, D. C.

Scope of the Census.---The 1948 Census of Business covered all establishments in the following trades, as defined by the Standard Industrial Classification Manual, May 1949 issue, of the Executive Office of the President: all retail trades; all wholesale trades; service trades in the following four groups--personal services, business services, automobile repairs and services, and miscellaneous repair services; hotels; tourist courts and camps; and amusements, including motion-picture theaters. Some important services not covered are radio broadcasting and television, medical and health, legal, educational, nonprofit, accounting, and domestic services.


The 1939 Census figures shown in the attached table represent a comparable coverage of businesses. Both the 1939 and 1948 figures exclude data for administrative and executive offices of multiunit organizations and for chain-store warehouses.

Establishment definition.---For 1948 Census purposes, a business establishment is defined to include only enterprises conducted from a recognizable place of business, provided that the annual sales were in excess of \$5,000 for a wholesale trade establishment and \$500 for establishments in other trades.

"Number of establishments" is the number of separate business locations, rather than the number of business companies or organizations, since the Census figures represent information reported separately for each business location or establishment. The establishment count reflects the number of places in business at the end of 1948.

Sales and receipts.---"1948 sales and receipts" represents sales of merchandise receipts from repairs and other services to customers. The figures reflect deductions for returned goods and allowances, but not for trade-in allowances; except for wholesale trade, they exclude sales and excise taxes collected from customers and paid directly to any taxing agency.





ALABAMA

counties

ALABAMA

1. Autauga
2. Baldwin
3. Barbour
4. Bibb
5. Blount
6. Bullock
7. Butler
8. Calhoun
9. Chambers
10. Cherokee
11. Chilton
12. Choctaw
13. Clarke
14. Clay
15. Cleburne
16. Coffee
17. Colbert
18. Conecuh
19. Coosa
20. Covington
21. Crenshaw
22. Cullman
23. Dale
24. Dallas
25. De Kalb
26. Elmore
27. Escambia
28. Etowah
29. Fayette
30. Franklin
31. Geneva
32. Greene
33. Hale
34. Henry
35. Houston
36. Jackson
37. Jefferson
38. Lamar
39. Lauderdale
40. Lawrence
41. Lee
42. Limestone
43. Lowndes
44. Macon
45. Madison
46. Marengo
47. Marion
48. Marshall
49. Mobile
50. Monroe
51. Montgomery
52. Morgan
53. Perry
54. Pickens
55. Pike
56. Randolph
57. Russell
58. St. Clair
59. Shelby
60. Sumter
61. Talladega
62. Tallapoosa
63. Tuscaloosa
64. Walker
65. Washington
66. Wilcox
67. Winston

1948 CENSUS OF BUSINESS

RETAIL, WHOLESALE, SERVICE TRADES

U. S. DEPARTMENT OF COMMERCE
BUREAU OF THE CENSUS

PRELIMINARY

For Release May 22, 1950

Release Series BC-1P-01-000

ALABAMA

Retail, wholesale, and service establishments located in Alabama showed a substantial expansion in dollar volume of trade from 1939 to 1948 according to preliminary figures from the 1948 Census of Business released today by the Bureau of the Census, U. S. Department of Commerce.

Retail sales in the State during 1948 aggregated \$1,631,400,000, an increase of 274 percent over the \$436,000,000 sales in 1939, when the preceding Census of Business was taken. Wholesale sales volume in the State showed a 295 percent rise over the same period, reaching a total of \$1,641,100,000 in 1948 as compared with \$415,700,000 in 1939. The service trades included in the Census of Business reported receipts totaling \$89,900,000 in 1948 compared with \$22,700,000 in 1939. Hotel receipts moved from \$4,800,000 in 1939 to \$13,000,000 in 1948. Amusement businesses in the State recorded receipts of \$20,800,000 in 1948 compared with \$7,000,000 in 1939.

Employment in the State also rose over the 9-year period between 1939 and 1948 for the trades covered by the Census of Business. Retail trade establishments reported 91,366 paid employees for the workweek ended nearest November 15, 1948. Of these, 74,791 worked the full week, and the remainder part of the week. The comparable total and full workweek figures for 1939 were 54,774 and 44,551. Wholesale trade establishments reported a total of 26,007 full- and part-week employees for the week of November 15, 1948, compared with 14,636 for the same week in 1939. For the selected service trades, November 15, 1948, paid employees numbered 20,465; the comparable figure for 1939, adjusted for change in scope between the two Censuses, was 11,333.

These preliminary figures have been compiled from similar releases being made available for each county in Alabama. Final figures, superseding the preliminary data for Alabama, will be included in a State Bulletin to be issued in several months. Similar data will be made available in preliminary and final form for each of the States.

A single copy of the preliminary release for the State of Alabama as well as an order blank for other area releases may be obtained by writing to the Bureau of the Census, Washington 25, D. C.

91466

1
3
5
K
X
5
5
0
X

Table 1.—CENSUS OF BUSINESS PRELIMINARY RESULTS FOR 1948, BY TRADE GROUP

ALABAMA

Trade group and kind of business	Number of establishments	1948 sales and receipts (Thousand dollars)	Active proprietors of unincorporated businesses Nov. 1948	Paid employees, workweek ended nearest Nov. 15, 1948	
				Total employees ¹	Full workweek employees
RETAIL TRADE, total.....	28,669	1,631,403	27,903	91,366	74,791
Food group.....	11,848	415,138	11,680	13,549	9,740
Eating and drinking places.....	3,970	82,700	4,005	13,475	11,430
General merchandise grp, general stores	2,368	248,430	2,164	18,845	13,453
Apparel group.....	1,185	113,600	1,041	7,797	6,161
Furniture-home furnishgs-appliance grp.	1,240	91,694	1,066	5,596	5,181
Automotive group.....	1,239	293,434	1,164	10,721	10,313
Gasoline service stations.....	2,891	86,066	2,886	4,971	4,087
Lumber-building-hardware group.....	1,102	115,629	1,172	6,280	5,678
Drug and proprietary stores.....	866	50,538	859	4,333	3,608
All other retail stores.....	1,960	134,174	1,866	5,799	5,140
WHOLESALE TRADE, total.....	2,578	1,641,053	2,037	26,007	x
Merchant wholesalers, total.....	1,524	774,643	1,281	18,394	x
- Groceries, confectionery, meat.....	277	167,885	257	3,075	x
- Farm products, edible.....	183	72,151	200	2,289	x
Tobacco.....	28	33,418	23	380	x
Furniture, home furnishings.....	15	3,083	9	106	x
Automotive supplies.....	171	25,023	163	1,320	x
Electrical merchandise.....	63	45,851	27	770	x
Hardware, plumbing, heating.....	46	76,708	30	1,491	x
Lumber, construction materials.....	111	77,148	96	2,005	x
Mach'y, equip't, industrial supplies..	215	74,002	154	2,570	x
All other merchant wholesalers.....	415	199,374	322	4,388	x
Manufact'rs' sales branches, offices...	246	418,784	3	3,866	x
Petroleum bulk plants, terminals.....	428	150,577	388	1,850	x
Agents, brokers (merchandise).....	208	197,925	187	774	x
Assemblers of farm products.....	172	99,124	178	1,123	x
SELECTED SERVICE TRADES, total.....	6,946	89,917	7,006	20,465	18,708
Personal services.....	4,232	51,610	4,198	15,606	14,341
Business services.....	210	6,727	176	1,226	1,079
Automotive repairs and services.....	1,406	19,451	1,466	2,269	2,060
Other repairs and services.....	1,098	12,129	1,166	1,364	1,228
HOTELS.....	207	13,036	169	3,468	3,305
TOURIST COURTS AND CAMPS.....	170	2,282	166	406	355
AMUSEMENTS.....	801	20,769	535	3,706	x

x Not available.

¹/ Includes employees paid for less than the full workweek.

1948 CENSUS OF BUSINESS

RETAIL, WHOLESALE, SERVICE TRADES

U. S. DEPARTMENT OF COMMERCE
BUREAU OF THE CENSUS

PRELIMINARY

For Release April 20, 1950

Release Series BC-1P-01-001

AUTAUGA COUNTY, ALA.

Retail and service establishments located in Autauga County, Alabama, showed a substantial expansion in dollar volume of trade from 1939 to 1948 according to preliminary figures from the 1948 Census of Business released today by the Bureau of the Census, U. S. Department of Commerce.

Retail sales in the county during 1948 aggregated \$5.1 million, an increase of 240 percent over the \$1.5 million in 1939, when the preceding Census of Business was taken. The service trades included in the Census of Business recorded receipts totaling \$181,000 in 1948 compared with \$50,000 in 1939.

Employment in the county also rose over the 9-year period between 1939 and 1948 for the above trades. Establishments in these trades reported a combined total of 299 paid employees for the workweek ended nearest November 15, 1948. This compared with a total of 188 employees reported for the week of November 15, 1939.

These preliminary figures have been derived from a Census report on Autauga County, Alabama, which also includes data for the city of Prattville. Final figures, superseding the preliminary data for Autauga County, will be included in a Bulletin for the State of Alabama to be issued in several months. Similar data will be made available this year in preliminary and final form for each of the counties and States. A single copy of the preliminary release for Autauga County as well as an order blank for other area releases may be obtained by writing to the Bureau of the Census, Washington 25, D. C.

Table 1.—CENSUS OF BUSINESS PRELIMINARY RESULTS FOR 1948, BY TRADE GROUP
AUTAUGA COUNTY, ALA.

Trade group and kind of business	Number of establishments	1948 sales and receipts (Thousand dollars)	Active proprietors of unincorporated businesses Nov. 1948	Paid employees, workweek ended nearest Nov. 15, 1948	
				Total employees ¹	Full workweek employees
RETAIL TRADE, total.....	168	5,068	160	276	175
Food group.....	82	2,084	80	67	34
Eating and drinking places.....	13	111	13	27	18
General merchandise grp, general stores	24	822	22	57	26
Automotive group.....	7	536	7	30	28
Gasoline service stations.....	24	646	22	46	29
All other retail stores.....	18	869	16	49	40
SELECTED SERVICE TRADES, ^{2/} total.....	30	181	32	23	22
Personal services.....	14	130	16	21	20
All other service trades.....	16	51	16	2	2

^{1/} Includes employees paid for less than the full workweek.

^{2/} See General Description on last page for changes from the 1939 Census of Business in the coverage of Service Trades.

Table 2.—CENSUS OF BUSINESS PRELIMINARY RESULTS FOR 1948 FOR CITIES OF 2,500 INHABITANTS OR MORE

AUTAUGA COUNTY, ALA.

(Data omitted for trade groups where necessary to avoid disclosure)

City and trade group ¹	Number of establishments	1948 sales and receipts (Thousand dollars)	Active proprietors of unincorporated businesses Nov. 1948	Paid employees, workweek ended nearest Nov. 15, 1948	
				Total employees ²	Full workweek employees
Prattville:					
Retail trade.....	82	3,215	82	229	152
Selected service trades...	18	144	20	22	21
Remainder of county:					
Retail trade.....	86	1,853	78	47	23
Selected service trades...	12	37	12	1	1

1/ See General Description on this page for changes from the 1939 Census of Business in the coverage of Service Trades.

2/ Includes employees paid for less than the full workweek.

GENERAL DESCRIPTION OF PRELIMINARY RELEASES FOR THE 1948 CENSUS OF BUSINESS

This series of releases, of which one is planned for each county in the United States, presents preliminary results of the 1948 Census of Business. The information is based on reports submitted by business establishments for that Census. The figures shown are preliminary, and are subject to revision in the final Census publications, but the changes are expected to be relatively minor with respect to coverage. The final Census figures will be issued in a series of Business Census bulletins which will show additional detailed kind-of-business information for all places where there are a sufficient number of establishments.

The 1948 Census of Business was taken under the provision of the Act of June 19, 1948, which provides that the Business Census be taken for 1948 and for each fifth year thereafter. Previous Business Censuses were taken for the years 1929, 1933, 1935, and 1939.

Scope of the Census.—The 1948 Census of Business covered all establishments in the following trades, as defined by the Standard Industrial Classification Manual, May 1949 issue, of the Executive Office of the President: all retail trades; all wholesale trades; all service trades in the following four groups—personal services, business services, automobile repairs and services, and miscellaneous repair services; hotels; tourist courts and camps; and amusements, including motion picture theaters. Some important services not covered are radio broadcasting and television, medical and health, legal, educational, nonprofit, accounting, and domestic services.

This coverage is similar to that of the 1939 Business Census. However, "custom trades" and "services incidental to transportation," which are no longer included in the standard classification of the service trades, are not covered by the 1948 Census. In a number of localities, these exclusions as well as

other changes in the standard classification may have a considerable effect in comparing 1948 with 1939 data, particularly with respect to establishment count.

Establishment definition.—For Census purposes, a business establishment is defined to include only enterprises conducted from a recognizable place of business, provided that the annual sales were in excess of \$5,000 for a wholesale trade establishment and \$500 for establishments in other trades. A detailed analysis of coverage will be provided in future Census of Business publications.

"Number of establishments" is the number of separate business locations, rather than the number of business companies or organizations, since the Census figures represent information reported separately for each business location or establishment. The establishment count reflects the number of places in business at the end of 1948 excluding administrative and executive offices of multiunit organizations, and "chain store" warehouses.

Sales and receipts.—"1948 sales and receipts" represents sales of merchandise and receipts from repairs and other services to customers. The figures reflect deductions for returned goods and allowances, but not for trade-in allowances; they exclude sales and excise taxes collected from customers and paid directly to any taxing agency.

Proprietors.—"Active proprietors..." represents owners and partners of unincorporated businesses who devoted the major portion of their time to the business in November 1948.

Employment.—"Number of paid employees..." represents all employees on the pay roll for the pay period ending nearest November 15, 1948. "Full workweek" employees, whether regular or seasonal, are those who in the November 15 pay period were paid for working at least the number of hours typically worked in a week by employees of the reporting establishment.

1948 CENSUS OF BUSINESS

RETAIL, WHOLESALE, SERVICE TRADES

U. S. DEPARTMENT OF COMMERCE
BUREAU OF THE CENSUS

PRELIMINARY

For Release April 10, 1950

Release Series BC-1P-01-002

BALDWIN COUNTY, ALA.

Retail, wholesale, and service establishments located in Baldwin County, Alabama, showed a substantial expansion in dollar volume of trade from 1939 to 1948 according to preliminary figures from the 1948 Census of Business released today by the Bureau of the Census, U. S. Department of Commerce.

Retail sales in the county during 1948 aggregated \$21.0 million, an increase of 320 percent over the \$5.0 million in 1939, when the preceding Census of Business was taken. Wholesale sales in the county reached a total of \$12.3 million in 1948 as compared with \$3.4 million in 1939. The service trades included in the Census of Business recorded receipts totaling \$720,000 in 1948 compared with \$109,000 in 1939.

Employment in the county also rose over the 9-year period between 1939 and 1948 for the above trades. Establishments in these trades reported a combined total of 1,305 paid employees for the workweek ended nearest November 15, 1948. This compared with a total of 567 employees reported for the week of November 15, 1939.

These preliminary figures have been derived from a Census report on Baldwin County, Alabama. Final figures, superseding the preliminary data for Baldwin County, will be included in a Bulletin for the State of Alabama to be issued in several months. Similar data will be made available this year in preliminary and final form for each of the counties and States. A single copy of the preliminary release for Baldwin County as well as an order blank for other area releases may be obtained by writing to the Bureau of the Census, Washington 25, D. C.

Table 1.—CENSUS OF BUSINESS PRELIMINARY RESULTS FOR 1948, BY TRADE GROUP
BALDWIN COUNTY, ALA.

Trade group and kind of business	Number of establishments	1948 sales and receipts (Thousand dollars)	Active proprietors of unincorporated businesses Nov. 1948	Paid employees, workweek ended nearest Nov. 15, 1948	
				Total employees ¹	Full workweek employees
RETAIL TRADE, total.....	506	20,991	477	990	820
Food group.....	138	5,796	123	176	132
Eating and drinking places.....	104	1,255	103	157	136
General merchandise grp, general stores.....	46	1,534	42	87	53
Apparel group.....	16	319	13	22	12
Furniture-home furnishgs-appliance grp.....	16	924	16	44	40
Automotive group.....	24	3,522	22	186	167
Gasoline service stations.....	76	1,782	78	102	86
Lumber-building-hardware group.....	31	2,865	26	119	116
Drug and proprietary stores.....	14	688	15	51	42
All other retail stores.....	41	2,306	39	46	36
WHOLESALE TRADE, total.....	34	12,259	45	173	x
Merchant wholesalers.....	11	3,063	12	68	x
Other types of wholesalers.....	23	9,196	33	105	x
SELECTED SERVICE TRADES, ² total.....	98	720	97	142	115
Personal services.....	57	336	54	95	75
All other service trades.....	41	384	43	47	40

x Not available.

¹/ Includes employees paid for less than the full workweek.

²/ See General Description on this page for changes from the 1939 Census of Business in the coverage of Service Trades.

GENERAL DESCRIPTION OF PRELIMINARY RELEASES FOR THE 1948 CENSUS OF BUSINESS

This series of releases, of which one is planned for each county in the United States, presents preliminary results of the 1948 Census of Business. The information is based on reports submitted by business establishments for that Census. The figures shown are preliminary, and are subject to revision in the final Census publications, but the changes are expected to be relatively minor with respect to coverage. The final Census figures will be issued in a series of Business Census bulletins which will show additional detailed kind-of-business information for all places where there are a sufficient number of establishments.

The 1948 Census of Business was taken under the provision of the Act of June 19, 1948, which provides that the Business Censuses be taken for 1948 and for each fifth year thereafter. Previous Business Censuses were taken for the years 1929, 1933, 1935, and 1939.

Scope of the Census.—The 1948 Census of Business covered all establishments in the following trades, as defined by the Standard Industrial Classification Manual, May 1949 issue, of the Executive Office of the President: all retail trades; all wholesale trades; all service trades in the following four groups—personal services, business services, automobile repairs and services, and miscellaneous repair services; hotels; tourist courts and camps; and amusements, including motion picture theaters. Some important services not covered are radio broadcasting and television, medical and health, legal, educational, nonprofit, accounting, and domestic services.

This coverage is similar to that of the 1939 Business Census. However, "custom trades" and "services incidental to transportation," which are no longer included in the standard classification of the service trades, are not covered by the 1948 Censuses. In a number of localities, these exclusions as well as

other changes in the standard classification may have a considerable effect in comparing 1948 with 1939 data, particularly with respect to establishment count.

Establishment definition.—For Census purposes, a business establishment is defined to include only enterprises conducted from a recognizable place of business, provided that the annual sales were in excess of \$5,000 for a wholesale trade establishment and \$500 for establishments in other trades. A detailed analysis of coverage will be provided in future Censuses of Business publications.

"Number of establishments" is the number of separate business locations, rather than the number of business companies or organizations, since the Census figures represent information reported separately for each business location or establishment. The establishment count reflects the number of places in business at the end of 1948 excluding administrative and executive offices of multinational organizations, and "chain store" warehouses.

Sales and receipts.—"1948 sales and receipts" represents sales of merchandise and receipts from repairs and other services to customers. The figures reflect deductions for returned goods and allowances, but not for trade-in allowances; they exclude sales and excise taxes collected from customers and paid directly to any taxing agency.

Proprietors.—"Active proprietors..." represents owners and partners of unincorporated businesses who devoted the major portion of their time to the business in November 1948.

Employment.—"Number of paid employees..." represents all employees on the pay roll for the pay period ending nearest November 15, 1948. "Full workweek" employees, whether regular or seasonal, are those who in the November 15 pay period were paid for working at least the number of hours typically worked in a week by employees of the reporting establishment.

1948 CENSUS OF BUSINESS

U. S. DEPARTMENT OF COMMERCE
BUREAU OF THE CENSUS

RETAIL, WHOLESALE, SERVICE TRADES

PRELIMINARY

For Release April 10, 1950

Release Series BC-1F-01-003

BARBOUR COUNTY, ALA.

Retail, wholesale, and service establishments located in Barbour County, Alabama, showed a substantial expansion in dollar volume of trade from 1939 to 1948 according to preliminary figures from the 1948 Census of Business released today by the Bureau of the Census, U. S. Department of Commerce.

Retail sales in the county during 1948 aggregated \$10.8 million, an increase of 248 percent over the \$3.1 million in 1939, when the preceding Census of Business was taken. Wholesale sales in the county reached a total of \$3.8 million in 1948 as compared with \$2.1 million in 1939. The service trades included in the Census of Business recorded receipts totaling \$663,000 in 1948 compared with \$126,000 in 1939.

Employment in the county also rose over the 9-year period between 1939 and 1948 for the above trades. Establishments these trades reported a combined total of 723 paid employees for the workweek ended nearest November 15, 1948. This compared with a total of 494 employees reported for the week of November 15, 1939.

These preliminary figures have been derived from a Census report on Barbour County, Alabama, which also includes data for the city of Eufaula. Final figures, superseding the preliminary data for Barbour County, will be included in a Bulletin for the State of Alabama to be issued in several months. Similar data will be made available this year in preliminary and final form for each of the counties and States. A single copy of the preliminary release for Barbour County as well as an order blank for other area releases may be obtained by writing to the Bureau of the Census, Washington 25, D. C.

Table 1.—CENSUS OF BUSINESS PRELIMINARY RESULTS FOR 1948, BY TRADE GROUP

BARBOUR COUNTY, ALA.

Trade group and kind of business	Number of establishments	1948 sales and receipts (Thousand dollars)	Active proprietors of unincorporated businesses Nov. 1948	Paid employees, workweek ended nearest Nov. 15, 1948	
				Total employees ¹	Full workweek employees
RETAIL TRADE, total.....	313	10,838	335	507	402
Food group.....	166	3,201	169	80	55
Eating and drinking places.....	19	227	19	24	20
General merchandise grp, general stores.....	37	1,832	43	139	87
Apparel group.....	9	269	13	17	10
Furniture-home furnishgs-appliance grp.....	13	710	12	33	31
Automotive group.....	12	1,786	15	85	83
Gasoline service stations.....	22	455	23	31	24
Lumber-building-hardware group.....	11	1,160	19	35	34
Drug and proprietary stores.....	8	328	7	23	23
All other retail stores.....	16	870	15	40	35
WHOLESALE TRADE, total.....	23	3,775	18	102	x
Merchant wholesalers.....	13	2,004	10	67	x
Other types of wholesalers.....	10	1,771	8	35	x
SELECTED SERVICE TRADES, ² /total.....	56	663	57	114	105
Personal services.....	38	335	35	82	75
All other service trades.....	18	328	22	32	30
AMUSEMENTS.....	6	131	3	24	x

x Not available.

1/ Includes employees paid for less than the full workweek.

2/ See General Description on last page for changes from the 1939 Census of Business in the coverage of Service Trades.

Table 2.—CENSUS OF BUSINESS PRELIMINARY RESULTS FOR 1948 FOR CITIES OF 2,500 INHABITANTS OR MORE

BARBOUR COUNTY, ALA.

(Data omitted for trade groups where necessary to avoid disclosure)

City and trade group ¹	Number of establishments	1948 sales and receipts (Thousand dollars)	Active proprietors of unincorporated businesses Nov. 1948	Paid employees, workweek ended nearest Nov. 15, 1948	
				Total employees ²	Full workweek employees
Eufaula:					
Retail trade.....	114	6,925	116	395	314
Selected service trades....	28	495	29	75	74
Remainder of county:					
Retail trade.....	199	3,913	219	112	88
Selected service trades....	28	168	28	39	31

1/ See General Description on this page for changes from the 1939 Census of Business in the coverage of Service Trades.

2/ Includes employees paid for less than the full workweek.

GENERAL DESCRIPTION OF PRELIMINARY RELEASES FOR THE 1948 CENSUS OF BUSINESS

This series of releases, of which one is planned for each county in the United States, presents preliminary results of the 1948 Census of Business. The information is based on reports submitted by business establishments for that Census. The figures shown are preliminary, and are subject to revision in the final Census publications, but the changes are expected to be relatively minor with respect to coverage. The final Census figures will be issued in a series of Business Census bulletins which will show additional detailed kind-of-business information for all places where there are a sufficient number of establishments.

The 1948 Census of Business was taken under the provision of the Act of June 19, 1948, which provides that the Business Census be taken for 1948 and for each fifth year thereafter. Previous Business Censuses were taken for the years 1929, 1933, 1935, and 1939.

Scope of the Census.—The 1948 Census of Business covered all establishments in the following trades, as defined by the Standard Industrial Classification Manual, May 1949 issue, of the Executive Office of the President: all retail trades; all wholesale trades; all service trades in the following four groups—personal services, business services, automobile repairs and services, and miscellaneous repair services; hotels; tourist courts and camps; and amusements, including motion picture theaters. Some important services not covered are radio broadcasting and television, medical and health, legal, educational, nonprofit, accounting, and domestic services.

This coverage is similar to that of the 1939 Business Census. However, "custom trades" and "services incidental to transportation," which are no longer included in the standard classification of the service trades, are not covered by the 1948 Census. In a number of localities, these exclusions as well as other changes in the standard classification may have

a considerable effect in comparing 1948 with 1939 data, particularly with respect to establishment count.

Establishment definition.—For Census purposes, a business establishment is defined to include only enterprises conducted from a recognizable place of business, provided that the annual sales were in excess of \$5,000 for a wholesale trade establishment and \$500 for establishments in other trades. A detailed analysis of coverage will be provided in future Census of Business publications.

"Number of establishments" is the number of separate business locations, rather than the number of business companies or organizations, since the Census figures represent information reported separately for each business location or establishment. The establishment count reflects the number of places in business at the end of 1948 excluding administrative and executive offices of multiunit organizations, and "chain store" warehouses.

Sales and receipts.—"1948 sales and receipts" represents sales of merchandise and receipts from repairs and other services to customers. The figures reflect deductions for returned goods and allowances, but not for trade-in allowances; they exclude sales and excise taxes collected from customers and paid directly to any taxing agency.

Proprietors.—"Active proprietors..." represents owners and partners of unincorporated businesses who devoted the major portion of their time to the business in November 1948.

Employment.—"Number of paid employees..." represents all employees on the pay roll for the pay period ending nearest November 15, 1948. "Full workweek" employees, whether regular or seasonal, are those who in the November 15 pay period were paid for working at least the number of hours typically worked in a week by employees of the reporting establishment.

49335
cation of the service trades, are not covered by the 1948 Census. In a number of localities, these exclusions as well as

in a week by employees

1948 CENSUS OF BUSINESS

RETAIL, WHOLESALE, SERVICE TRADES

U. S. DEPARTMENT OF COMMERCE
BUREAU OF THE CENSUS

PRELIMINARY

For Release April 10, 1950

Release Series BC-1P-01-004

BIBB COUNTY, ALA.

Retail, wholesale, and service establishments located in Bibb County, Alabama, showed a substantial expansion in dollar volume of trade from 1939 to 1948 according to preliminary figures from the 1948 Census of Business released today by the Bureau of the Census, U. S. Department of Commerce.

Retail sales in the county during 1948 aggregated \$6.6 million, an increase of 247 percent over the \$1.9 million in 1939, when the preceding Census of Business was taken. Wholesale sales in the county reached a total of \$610,000 in 1948 as compared with \$310,000 in 1939. The service trades included in the Census of Business recorded receipts totaling \$186,000 in 1948 compared with \$69,000 in 1939.

Employment in the county also rose over the 9-year period between 1939 and 1948 for the above trades. Establishments in these trades reported a combined total of 383 paid employees for the workweek ended nearest November 15, 1948. This compared with a total of 225 employees reported for the week of November 15, 1939.

These preliminary figures have been derived from a Census report on Bibb County, Alabama. Final figures, superseding the preliminary data for Bibb County, will be included in a Bulletin for the State of Alabama to be issued in several months. Similar data will be made available this year in preliminary and final form for each of the counties and States. A single copy of the preliminary release for Bibb County as well as an order blank for other area releases may be obtained by writing to the Bureau of the Census, Washington 25, D. C.

Table 1.—CENSUS OF BUSINESS PRELIMINARY RESULTS FOR 1948, BY TRADE GROUP

BIBB COUNTY, ALA.

Trade group and kind of business	Number of establishments	1948 sales and receipts (Thousand dollars)	Active proprietors of unincorporated businesses Nov. 1948	Paid employees, workweek ended nearest Nov. 15, 1948	
				Total employees ¹	Full workweek employees
RETAIL TRADE, total.....	149	6,620	121	313	254
Food group.....	60	1,600	48	43	31
Eating and drinking places.....	14	113	14	15	10
Gasoline service stations.....	17	421	15	22	21
All other retail stores.....	58	4,486	44	233	192
WHOLESALE TRADE.....	5	610	3	10	x
SELECTED SERVICE TRADES, ² /total...	24	186	23	60	53
Personal services.....	15	123	15	49	43
All other service trades.....	9	63	8	11	10

x Not available.

¹/ Includes employees paid for less than the full workweek.

²/ See General Description on last page for changes from the 1939 Census of Business in the coverage of Service Trades.

GENERAL DESCRIPTION OF PRELIMINARY RELEASES FOR THE 1948 CENSUS OF BUSINESS

This series of releases, of which one is planned for each county in the United States, presents preliminary results of the 1948 Census of Business. The information is based on reports submitted by business establishments for that Census. The figures shown are preliminary, and are subject to revision in the final Census publications, but the changes are expected to be relatively minor with respect to coverage. The final Census figures will be issued in a series of Business Census bulletins which will show additional detailed kind-of-business information for all places where there are a sufficient number of establishments.

The 1948 Census of Business was taken under the provision of the Act of June 19, 1948, which provides that the Business Census be taken for 1948 and for each fifth year thereafter. Previous Business Censuses were taken for the years 1929, 1933, 1935, and 1939.

Scope of the Census.—The 1948 Census of Business covered all establishments in the following trades, as defined by the Standard Industrial Classification Manual, May 1949 issue, of the Executive Office of the President: all retail trades; all wholesale trades; all service trades in the following four groups—personal services, business services, automobile repairs and services, and miscellaneous repair services; hotels; tourist courts and camps; and amusements, including motion picture theaters. Some important services not covered are radio broadcasting and television, medical and health, legal, educational, nonprofit, accounting, and domestic services.

This coverage is similar to that of the 1939 Business Census. However, "custom trades" and "services incidental to transportation," which are no longer included in the standard classification of the service trades, are not covered by the 1948 Census. In a number of localities, these exclusions as well as other changes in the standard classification may have a considerable effect in comparing

1948 with 1939 data, particularly with respect to establishment count.

Establishment definition.—For Census purposes, a business establishment is defined to include only enterprises conducted from a recognizable place of business, provided that the annual sales were in excess of \$5,000 for a wholesale trade establishment and \$500 for establishments in other trades. A detailed analysis of coverage will be provided in future Census of Business publications.

"Number of establishments" is the number of separate business locations, rather than the number of business companies or organizations, since the Census figures represent information reported separately for each business location or establishment. The establishment count reflects the number of places in business at the end of 1948 excluding administrative and executive offices of multiunit organizations, and "chain store" warehouses.

Sales and receipts.—"1948 sales and receipts" represents sales of merchandise and receipts from repairs and other services to customers. The figures reflect deductions for returned goods and allowances, but not for trade-in allowances; they exclude sales and excise taxes collected from customers and paid directly to any taxing agency.

Proprietors.—"Active proprietors..." represents owners and partners of unincorporated businesses who devoted the major portion of their time to the business in November 1948.

Employment.—"Number of paid employees..." represents all employees on the pay roll for the pay period ending nearest November 15, 1948. "Full workweek" employees, whether regular or seasonal, are those who in the November 15 pay period were paid for working at least the number of hours typically worked in a week by employees of the reporting establishment.

1948 CENSUS OF BUSINESS

RETAIL, WHOLESALE, SERVICE TRADES

U. S. DEPARTMENT OF COMMERCE
BUREAU OF THE CENSUS

PRELIMINARY

For Release April 10, 1950

Release Series BC-1P-01-005

BLOUNT COUNTY, ALA.

Retail, wholesale, and service establishments located in Blount County, Alabama, showed a substantial expansion in dollar volume of trade from 1939 to 1948 according to preliminary figures from the 1948 Census of Business released today by the Bureau of the Census, U. S. Department of Commerce.

Retail sales in the county during 1948 aggregated \$8.7 million, an increase of 263 percent over the \$2.4 million in 1939, when the preceding Census of Business was taken. Wholesale sales in the county reached a total of \$2.8 million in 1948 compared with \$0.9 million in 1939. The service trades included in the Census of Business recorded receipts totaling \$290,000 in 1948 compared with \$98,000 in 1939.

Employment in the county also rose over the 9-year period between 1939 and 1948 for the above trades. Establishments in these trades reported a combined total of 481 paid employees for the workweek ended nearest November 15, 1948. This compared with a total of 282 employees reported for the week of November 15, 1939.

These preliminary figures have been derived from a Census report on Blount County, Alabama. Final figures, superseding the preliminary data for Blount County, will be included in a Bulletin for the State of Alabama to be issued in several months. Similar data will be made available this year in preliminary and final form for each of the counties and States. A single copy of the preliminary release for Blount County as well as an order blank for other area releases may be obtained by writing to the Bureau of the Census, Washington 25, D. C.

Table 1.—CENSUS OF BUSINESS PRELIMINARY RESULTS FOR 1948, BY TRADE GROUP

BLOUNT COUNTY, ALA.

Trade group and kind of business	Number of establishments	1948 sales and receipts (Thousand dollars)	Active proprietors of unincorporated businesses Nov. 1948	Paid employees, workweek ended nearest Nov. 15, 1948	
				Total employees ¹	Full workweek employees
RETAIL TRADE, total.....	253	8,678	244	387	288
Food group.....	131	2,379	129	73	35
Eating and drinking places.....	16	169	13	35	20
General merchandise grp, general stores.....	19	1,309	18	83	57
Apparel group.....	6	211	4	12	10
Furniture-home furnishgs-appliance grp.....	13	547	10	23	22
Automotive group.....	11	1,642	13	60	57
Gasoline service stations.....	35	720	32	35	28
Lumber-building-hardware group.....	9	949	10	28	27
All other retail stores.....	13	752	15	38	32
WHOLESALE TRADE.....	16	2,764	18	29	x
SELECTED SERVICE TRADES, ² /total.....	43	290	44	65	55
Personal services.....	24	178	26	48	41
All other service trades.....	19	112	18	17	14

x Not available.

¹/ Includes employees paid for less than the full workweek.

²/ See General Description on last page for changes from the 1939 Census of Business in the coverage of Service Trades.

GENERAL DESCRIPTION OF PRELIMINARY RELEASES FOR THE 1948 CENSUS OF BUSINESS

This series of releases, of which one is planned for each county in the United States, presents preliminary results of the 1948 Census of Business. The information is based on reports submitted by business establishments for that Census. The figures shown are preliminary, and are subject to revision in the final Census publications, but the changes are expected to be relatively minor with respect to coverage. The final Census figures will be issued in a series of Business Census bulletins which will show additional detailed kind-of-business information for all places where there are a sufficient number of establishments.

The 1948 Census of Business was taken under the provision of the Act of June 19, 1948, which provides that the Business Census be taken for 1948 and for each fifth year thereafter. Previous Business Censuses were taken for the years 1929, 1933, 1935, and 1939.

Scope of the Census.—The 1948 Census of Business covered all establishments in the following trades, as defined by the Standard Industrial Classification Manual, May 1949 issue, of the Executive Office of the President: all retail trades; all wholesale trades; all service trades in the following four groups—personal services, business services, automobile repairs and services, and miscellaneous repair services; hotels; tourist courts and camps; and amusements, including motion picture theaters. Some important services not covered are radio broadcasting and television, medical and health, legal, educational, nonprofit, accounting, and domestic services.

This coverage is similar to that of the 1939 Business Census. However, "custom trades" and "services incidental to transportation," which are no longer included in the standard classification of the service trades, are not covered by the 1948 Census. In a number of localities, these exclusions as well as other changes in the standard classification may have a considerable effect in comparing

1948 with 1939 data, particularly with respect to establishment count.

Establishment definition.—For Census purposes, a business establishment is defined to include only enterprises conducted from a recognizable place of business, provided that the annual sales were in excess of \$5,000 for a wholesale trade establishment and \$500 for establishments in other trades. A detailed analysis of coverage will be provided in future Census of Business publications.

"Number of establishments" is the number of separate business locations, rather than the number of business companies or organizations, since the Census figures represent information reported separately for each business location or establishment. The establishment count reflects the number of places in business at the end of 1948 excluding administrative and executive offices of multiunit organizations, and "chain store" warehouses.

Sales and receipts.—"1948 sales and receipts" represents sales of merchandise and receipts from repairs and other services to customers. The figures reflect deductions for returned goods and allowances, but not for trade-in allowances; they exclude sales and excise taxes collected from customers and paid directly to any taxing agency.

Proprietors.—"Active proprietors..." represents owners and partners of unincorporated businesses who devoted the major portion of their time to the business in November 1948.

Employment.—"Number of paid employees..." represents all employees on the pay roll for the pay period ending nearest November 15, 1948. "Full workweek" employees, whether regular or seasonal, are those who in the November 15 pay period were paid for working at least the number of hours typically worked in a week by employees of the reporting establishment.

1948 CENSUS OF BUSINESS

RETAIL, WHOLESALE, SERVICE TRADES

U. S. DEPARTMENT OF COMMERCE
BUREAU OF THE CENSUS

PRELIMINARY

For Release April 10, 1950

Release Series BC-1P-01-006

BULLOCK COUNTY, ALA.

Retail and service establishments located in Bullock County, Alabama, showed a substantial expansion in dollar volume of trade from 1939 to 1948 according to preliminary figures from the 1948 Census of Business released today by the Bureau of the Census, U. S. Department of Commerce.

Retail sales in the county during 1948 aggregated \$4.5 million, an increase of 165 percent over the \$1.7 million in 1939, when the preceding Census of Business was taken. The service trades included in the Census of Business recorded receipts totaling \$135,000 in 1948 compared with \$41,000 in 1939.

Employment in the county also rose over the 9-year period between 1939 and 1948 for the above trades. Establishments in these trades reported a combined total of 277 paid employees for the workweek ended nearest November 15, 1948. This compared with a total of 201 employees reported for the week of November 15, 1939.

These preliminary figures have been derived from a Census report on Bullock County, Alabama, which also includes data for the city of Union Springs. Final figures, superseding the preliminary data for Bullock County, will be included in a Bulletin for the State of Alabama to be issued in several months. Similar data will be made available this year in preliminary and final form for each of the counties and States. A single copy of the preliminary release for Bullock County as well as an order blank for other area releases may be obtained by writing to the Bureau of the Census, Washington 25, D. C.

Table 1.—CENSUS OF BUSINESS PRELIMINARY RESULTS FOR 1948, BY TRADE GROUP
BULLOCK COUNTY, ALA.

Trade group and kind of business	Number of establishments	1948 sales and receipts (Thousand dollars)	Active proprietors of unincorporated businesses Nov. 1948	Paid employees, workweek ended nearest Nov. 15, 1948	
				Total employees ¹	Full workweek employees
RETAIL TRADE, total.....	160	4,482	154	232	168
Food group.....	81	1,301	78	42	28
Eating and drinking places.....	15	137	15	17	15
General merchandise grp, general stores	29	945	26	59	38
Furniture-home furnishings-appliance grp	5	199	4	9	8
Gasoline service stations.....	7	198	7	8	5
Lumber-building-hardware group.....	6	404	7	41	27
All other retail stores.....	17	1,298	17	56	47
SELECTED SERVICE TRADES, ^{2/} total.....	28	135	29	45	37
Personal services.....	22	117	24	40	35
All other service trades.....	6	18	5	5	2

^{1/} Includes employees paid for less than the full workweek.

^{2/} See General Description on last page for changes from the 1939 Census of Business in the coverage of Service Trades.

Table 2.—CENSUS OF BUSINESS PRELIMINARY RESULTS FOR 1948 FOR CITIES OF 2,500 INHABITANTS OR MORE

BULLOCK COUNTY, ALA.

(Data omitted for trade groups where necessary to avoid disclosure)

City and trade group	Number of establishments	1948 sales and receipts (Thousand dollars)	Active proprietors of unincorporated businesses Nov. 1948	Paid employees, workweek ended nearest Nov. 15, 1948	
				Total employees ¹	Full workweek employees
Union Springs:					
Retail trade.....	79	3,423	77	202	152
Remainder of county:					
Retail trade.....	81	1,059	77	30	16

¹/ Includes employees paid for less than the full workweek.

GENERAL DESCRIPTION OF PRELIMINARY RELEASES FOR THE 1948 CENSUS OF BUSINESS

This series of releases, of which one is planned for each county in the United States, presents preliminary results of the 1948 Census of Business. The information is based on reports submitted by business establishments for that Census. The figures shown are preliminary, and are subject to revision in the final Census publications, but the changes are expected to be relatively minor with respect to coverage. The final Census figures will be issued in a series of Business Census bulletins which will show additional detailed kind-of-business information for all places where there are a sufficient number of establishments.

The 1948 Census of Business was taken under the provision of the Act of June 19, 1948, which provides that the Business Census be taken for 1948 and for each fifth year thereafter. Previous Business Censuses were taken for the years 1929, 1933, 1935, and 1939.

Scope of the Census.—The 1948 Census of Business covered all establishments in the following trades, as defined by the Standard Industrial Classification Manual, May 1949 issue, of the Executive Office of the President: all retail trade; all wholesale trade; all service trades in the following four groups—personal services, business services, automobile repairs and services, and miscellaneous repair services; hotels; tourist courts and camps; and amusements, including motion picture theaters. Some important services not covered are radio broadcasting and television, medical and health, legal, educational, nonprofit, accounting, and domestic services.

This coverage is similar to that of the 1939 Business Census. However, "custom trade" and "services incidental to transportation," which are no longer included in the standard classification of the service trade, are not covered by the 1948 Census. In a number of localities, these exclusions as well as other changes in the standard classification may have

a considerable effect in comparing 1948 with 1939 data, particularly with respect to establishment count.

Establishment definition.—For Census purposes, a business establishment is defined to include only enterprises conducted from a recognizable place of business, provided that the annual sales were in excess of \$5,000 for a wholesale trade establishment and \$500 for establishments in other trades. A detailed analysis of coverage will be provided in future Census of Business publications.

"Number of establishments" is the number of separate business locations, rather than the number of business companies or organizations, since the Census figures represent information reported separately for each business location or establishment. The establishment count reflects the number of places in business at the end of 1948 excluding administrative and executive offices of multiunit organizations, and "chain store" warehouses.

Sales and receipts.—"1948 sales and receipts" represents sales of merchandise and receipts from repairs and other services to customers. The figures reflect deductions for returned goods and allowances, but not for trade-in allowances; they exclude sales and excise taxes collected from customers and paid directly to any taxing agency.

Proprietors.—"Active proprietors..." represents owners and partners of unincorporated businesses who devoted the major portion of their time to the business in November 1948.

Employment.—"Number of paid employees..." represents all employees on the pay roll for the pay period ending nearest November 15, 1948. "Full workweek" employees, whether regular or seasonal, are those who in the November 15 pay period were paid for working at least the number of hours typically worked in a week by employees of the reporting establishment.

1948 CENSUS OF BUSINESS

RETAIL, WHOLESALE, SERVICE TRADES

U. S. DEPARTMENT OF COMMERCE
BUREAU OF THE CENSUS

PRELIMINARY

For Release April 10, 1950

Release Series BC-1P-01-007

BUTLER COUNTY, ALA.

Retail, wholesale, and service establishments located in Butler County, Alabama, showed a substantial expansion in dollar volume of trade from 1939 to 1948 according to preliminary figures from the 1948 Census of Business released today by the Bureau of the Census, U. S. Department of Commerce.

Retail sales in the county during 1948 aggregated \$12.7 million, an increase of 297 percent over the \$3.2 million in 1939, when the preceding Census of Business was taken. Wholesale sales in the county reached a total of \$2.7 million in 1948 as compared with \$1.2 million in 1939. The service trades included in the Census of Business recorded receipts totaling \$485,000 in 1948 compared with \$143,000 in 1939.

Employment in the county also rose over the 9-year period between 1939 and 1948 for the above trades. Establishments in these trades reported a combined total of 832 paid employees for the workweek ended nearest November 15, 1948. This compared with a total of 578 employees reported for the week of November 15, 1939.

These preliminary figures have been derived from a Census report on Butler County, Alabama, which also includes data for the city of Greenville. Final figures superseding the preliminary data for Butler County, will be included in a Bulletin for the State of Alabama to be issued in several months. Similar data will be made available this year in preliminary and final form for each of the counties and States. A single copy of the preliminary release for Butler County as well as an order blank for other area releases may be obtained by writing to the Bureau of the Census, Washington 25, D. C.

Table 1.—CENSUS OF BUSINESS PRELIMINARY RESULTS FOR 1948, BY TRADE GROUP

BUTLER COUNTY, ALA.

Trade group and kind of business	Number of establishments	1948 sales and receipts (Thousand dollars)	Active proprietors of unincorporated businesses Nov. 1948	Paid employees, workweek ended nearest Nov. 15, 1948	
				Total employees ¹	Full workweek employees
RETAIL TRADE, total.....	284	12,667	263	668	545
Food group.....	136	3,324	134	111	82
Eating and drinking places.....	17	251	17	51	43
General merchandise grp, general stores.	20	2,092	12	190	134
Apparel group.....	17	409	15	25	13
Furniture-home furnishgs-appliance grp.	11	593	6	40	36
Automotive group.....	17	2,664	12	96	96
Gasoline service stations.....	28	530	29	30	26
Lumber-building-hardware group.....	16	1,666	16	67	62
Drug and proprietary stores.....	9	318	10	24	23
All other retail stores.....	13	820	12	34	30
WHOLESALE TRADE.....	14	2,667	12	53	x
SELECTED SERVICE TRADES, ² /total.....	53	485	57	111	106
Personal services.....	32	333	31	96	93
All other service trades.....	21	152	26	15	13

x Not available.

¹/ Includes employees paid for less than the full workweek.

²/ See General Description on last page for changes from the 1939 Census of Business in the coverage of Service Trades.

Table 2.—CENSUS OF BUSINESS PRELIMINARY RESULTS FOR 1948 FOR CITIES OF 2,500 INHABITANTS OR MORE

BUTLER COUNTY, ALA.

(Data omitted for trade groups where necessary to avoid disclosure)

City and trade group ¹	Number of establishments	1948 sales and receipts (Thousand dollars)	Active proprietors of unincorporated businesses Nov. 1948	Paid employees, workweek ended nearest Nov. 15, 1948	
				Total employees ²	Full workweek employees
Greenville:					
Retail trade.....	123	8,505	111	503	426
Selected service trades....	37	343	41	75	72
Remainder of county:					
Retail trade.....	161	4,162	152	165	119
Selected service trades....	16	142	16	36	34

1/ See General Description on this page for changes from the 1939 Census of Business in the coverage of Service Trades.

2/ Includes employees paid for less than the full workweek.

GENERAL DESCRIPTION OF PRELIMINARY RELEASES FOR THE 1948 CENSUS OF BUSINESS

This series of releases, of which one is planned for each county in the United States, presents preliminary results of the 1948 Census of Business. The information is based on reports submitted by business establishments for that Census. The figures shown are preliminary, and are subject to revision in the final Census publications, but the changes are expected to be relatively minor with respect to coverage. The final Census figures will be issued in a series of Business Census bulletins which will show additional detailed kind-of-business information for all places where there are a sufficient number of establishments.

The 1948 Census of Business was taken under the provision of the Act of June 19, 1948, which provides that the Business Census be taken for 1948 and for each fifth year thereafter. Previous Business Censuses were taken for the years 1929, 1933, 1935, and 1939.

Scope of the Census.—The 1948 Census of Business covered all establishments in the following trades, as defined by the Standard Industrial Classification Manual, May 1949 issue, of the Executive Office of the President: all retail trades; all wholesale trades; all service trades in the following four groups—personal services, business services, automobile repairs and services, and miscellaneous repair services; hotels; tourist courts and camps; and amusements, including motion picture theaters. Some important services not covered are radio broadcasting and television, medical and health, legal, educational, nonprofit, accounting, and domestic services.

This coverage is similar to that of the 1939 Business Census. However, "custom trades" and "services incidental to transportation," which are no longer included in the standard classification of the service trades, are not covered by the 1948 Census. In a number of localities, these exclusions as well as other changes in the standard classification may have

a considerable effect in comparing 1948 with 1939 data, particularly with respect to establishment count.

Establishment definition.—For Census purposes, a business establishment is defined to include only enterprises conducted from a recognizable place of business, provided that the annual sales were in excess of \$5,000 for a wholesale trade establishment and \$500 for establishments in other trades. A detailed analysis of coverage will be provided in future Census of Business publications.

"Number of establishments" is the number of separate business locations, rather than the number of business companies or organizations, since the Census figures represent information reported separately for each business location or establishment. The establishment count reflects the number of places in business at the end of 1948 excluding administrative and executive offices of multiunit organizations, and "chain store" warehouses.

Sales and receipts.—"1948 sales and receipts" represents sales of merchandise and receipts from repairs and other services to customers. The figures reflect deductions for returned goods and allowances, but not for trade-in allowances; they exclude sales and excise taxes collected from customers and paid directly to any taxing agency.

Proprietors.—"Active proprietors..." represents owners and partners of unincorporated businesses who devoted the major portion of their time to the business in November 1948.

Employment.—"Number of paid employees..." represents all employees on the pay roll for the pay period ending nearest November 15, 1948. "Full workweek" employees, whether regular or seasonal, are those who in the November 15 pay period were paid for working at least the number of hours typically worked in a week by employees of the reporting establishment.

1948 CENSUS OF BUSINESS

RETAIL, WHOLESALE, SERVICE TRADES

U. S. DEPARTMENT OF COMMERCE
BUREAU OF THE CENSUS

PRELIMINARY

For Release April 10, 1950

Release Series BC-1P-01-008

CALHOUN COUNTY, ALA.

Retail, wholesale, and service establishments located in Calhoun County, Alabama, showed a substantial expansion in dollar volume of trade from 1939 to 1948 according to preliminary figures from the 1948 Census of Business released today by the Bureau of the Census, U. S. Department of Commerce.

Retail sales in the county during 1948 aggregated \$46.9 million, an increase of 330 percent over the \$10.9 million in 1939, when the preceding Census of Business was taken. Wholesale sales in the county reached a total of \$22.3 million in 1948 as compared with \$6.3 million in 1939. The service trades included in the Census of Business recorded receipts totaling \$2.2 million in 1948 compared with \$0.6 million in 1939.

Employment in the county also rose over the 9-year period between 1939 and 1948 for the above trades. Establishments in these trades reported a total of 3,794 paid employees for the workweek ended nearest November 15, 1948. This compared with a total of 1,939 employees reported for the week of November 15, 1939.

These preliminary figures have been derived from a Census report on Calhoun County, Alabama, which also includes data for the cities of Anniston, Jacksonville, and Piedmont. Final figures, superseding the preliminary data for Calhoun County, will be included in a Bulletin for the State of Alabama to be issued in several months. Similar data will be made available this year in preliminary and final form for each of the counties and States. A single copy of the preliminary release for Calhoun County as well as an order blank for other area releases may be obtained by writing to the Bureau of the Census, Washington 25, D. C.

Table 1.—CENSUS OF BUSINESS PRELIMINARY RESULTS FOR 1948, BY TRADE GROUP

CALHOUN COUNTY, ALA.

Trade group and kind of business	Number of establishments	1948 sales and receipts (Thousand dollars)	Active proprietors of unincorporated businesses Nov. 1948	Paid employees, workweek ended nearest Nov. 15, 1948	
				Total employees ¹	Full workweek employees
RETAIL TRADE, total	787	46,898	746	2,661	2,124
Food group.....	316	13,164	330	430	302
Eating and drinking places.....	109	1,783	105	315	264
General merchandise group, general stores....	29	4,511	20	514	300
Apparel group.....	42	3,518	34	242	193
Furniture-home furnishings appliance group...	38	2,633	25	143	131
Automotive group.....	43	11,105	30	360	353
Gasoline service stations.....	92	2,690	96	137	110
Lumber-building-hardware group.....	42	4,199	48	255	238
Drug and proprietary stores.....	25	1,458	16	142	123
All other retail stores.....	51	1,837	42	123	110
WHOLESALE TRADE, total	51	22,313	45	548	x
Merchant wholesalers.....	34	11,839	34	455	x
Other types of wholesalers.....	7	8,691	4	58	x
SELECTED SERVICE TRADES,^{2/} total	207	2,232	217	585	551
Personal services.....	126	1,343	131	458	427
Business services.....	9	121	10	17	17
Automotive repairs and services.....	41	590	46	82	79
Other repair services.....	31	178	30	28	28

¹ Not available.

^{2/} Includes employees paid for less than the full workweek.

^{3/} See General Description on last page for changes from the 1939 Census of Business in the coverage of Service Trades.

Table 2.—CENSUS OF BUSINESS PRELIMINARY RESULTS FOR 1948 FOR CITIES OF 2,500 INHABITANTS OR MORE

CALHOUN COUNTY, ALA.

(Data omitted for trade groups where necessary to avoid disclosure)

City and trade group ¹	Number of establishments	1948 sales and receipts (Thousand dollars)	Active proprietors of unincorporated businesses Nov. 1948	Paid employees, workweek ended nearest Nov. 15, 1948	
				Total employees ²	Full workweek employees
Anniston:					
Retail trade.....	423	35,707	373	2,197	1,786
Wholesale trade.....	43	21,238	37	488	x
Selected service trades.....	143	1,820	146	465	446
Jacksonville:					
Retail trade.....	58	1,986	57	111	75
Selected service trades.....	15	96	18	30	27
Piedmont:					
Retail trade.....	82	3,865	94	194	148
Selected service trades.....	22	140	24	45	43
Remainder of county:^{3/}					
Retail trade.....	224	5,340	222	159	115
Wholesale trade.....	8	1,075	8	60	x
Selected service trades.....	27	176	29	45	35

x Not available.

^{1/} See General Description on this page for changes from the 1939 Census of Business in the coverage of Service Trades.

^{2/} Includes employees paid for less than the full workweek.

^{3/} Includes figures for establishments, other than wholesale, not located in cities of 2,500 inhabitants or more, and wholesale establishments not located in cities of 5,000 inhabitants or more.

GENERAL DESCRIPTION OF PRELIMINARY RELEASES FOR THE 1948 CENSUS OF BUSINESS

This series of releases, of which one is planned for each county in the United States, presents preliminary results of the 1948 Census of Business. The information is based on reports submitted by business establishments for that Census. The figures shown are preliminary, and are subject to revision in the final Census publications, but the changes are expected to be relatively minor with respect to coverage. The final Census figures will be issued in a series of Business Census bulletins which will show additional detailed kind-of-business information for all places where there are a sufficient number of establishments.

The 1948 Census of Business was taken under the provision of the Act of June 19, 1948, which provides that the Business Census be taken for 1948 and for each fifth year thereafter. Previous Business Censuses were taken for the years 1929, 1933, 1935, and 1939.

Scope of the Census.—The 1948 Census of Business covered all establishments in the following trades, as defined by the Standard Industrial Classification Manual, May 1949 issue, of the Executive Office of the President: all retail trades; all wholesale trades; all service trades in the following four groups—personal services, business services, automobile repairs and services, and miscellaneous repair services; hotels; tourist courts and camps; and amusements, including motion picture theaters. Some important services not covered are radio broadcasting and television, medical and health, legal, educational, nonprofit, accounting, and domestic services.

This coverage is similar to that of the 1939 Business Census. However, "custom trades" and "services incidental to transportation," which are no longer included in the standard classification of the service trades, are not covered by the 1948 Census. In a number of localities, these exclusions as well as

other changes in the standard classification may have a considerable effect in comparing 1948 with 1939 data, particularly with respect to establishment count.

Establishment definition.—For Census purposes, a business establishment is defined to include only enterprises conducted from a recognizable place of business, provided that the annual sales were in excess of \$5,000 for a wholesale trade establishment and \$500 for establishments in other trades. A detailed analysis of coverage will be provided in future Census of Business publications.

"Number of establishments" is the number of separate business locations, rather than the number of business companies or organizations, since the Census figures represent information reported separately for each business location or establishment. The establishment count reflects the number of places in business at the end of 1948 excluding administrative and executive offices of multiunit organizations, and "chain store" warehouses.

Sales and receipts.—"1948 sales and receipts" represents sales of merchandise and receipts from repairs and other services to customers. The figures reflect deductions for returned goods and allowances, but not for trade-in allowances; they exclude sales and excise taxes collected from customers and paid directly to any taxing agency.

Proprietors.—"Active proprietors..." represents owners and partners of unincorporated businesses who devoted the major portion of their time to the business in November 1948.

Employment.—"Number of paid employees..." represents all employees on the pay roll for the pay period ending nearest November 15, 1948. "Full workweek" employees, whether regular or seasonal, are those who in the November 15 pay period were paid for working at least the number of hours typically worked in a week by employees of the reporting establishment.

1948 CENSUS OF BUSINESS

RETAIL, WHOLESALE, SERVICE TRADES

U. S. DEPARTMENT OF COMMERCE
BUREAU OF THE CENSUS

PRELIMINARY

For Release April 10, 1950

Release Series BC-1P-01-009

CHAMBERS COUNTY, ALA.

Retail and service establishments located in Chambers County, Alabama, showed a substantial expansion in dollar volume of trade from 1939 to 1948 according to preliminary figures from the 1948 Census of Business released today by the Bureau of the Census, U. S. Department of Commerce.

Retail sales in the county during 1948 aggregated \$9.9 million, an increase of 219 percent over the \$3.1 million in 1939, when the preceding Census of Business was taken. The service trades included in the Census of Business recorded receipts totaling \$537,000 in 1948 compared with \$158,000 in 1939.

Employment in the county also rose over the 9-year period between 1939 and 1948 for the above trades. Establishments in these trades reported a combined total of 671 paid employees for the workweek ended nearest November 15, 1948. This compared with a total of 396 employees reported for the week of November 15, 1939.

These preliminary figures have been derived from a Census report on Chambers County, Alabama, which also includes data for the city of Lanett. Final figures, superseding the preliminary data for Chambers County, will be included in a Bulletin for the State of Alabama to be issued in several months. Similar data will be made available this year in preliminary and final form for each of the counties and States. A single copy of the preliminary release for Chambers County as well as an order blank for other area releases may be obtained by writing to the Bureau of the Census, Washington 25, D. C.

Table 1.—CENSUS OF BUSINESS PRELIMINARY RESULTS FOR 1948, BY TRADE GROUP

CHAMBERS COUNTY, ALA.

Trade group and kind of business	Number of establishments	1948 sales and receipts (Thousand dollars)	Active proprietors of unincorporated businesses Nov. 1948	Paid employees, workweek ended nearest Nov. 15, 1948	
				Total employees ¹	Full workweek employees
RETAIL TRADE, total.....	315	9,850	321	525	376
Food group.....	153	3,270	151	123	88
Eating and drinking places.....	37	918	35	118	68
General merchandise grp, general stores.....	28	819	28	46	30
Apparel group.....	8	317	7	13	11
Furniture-home furnishgs-appliances grp.....	7	244	7	18	14
Automotive group.....	9	1,159	10	45	44
Gasoline service stations.....	37	923	40	51	37
Lumber-building-hardware group.....	8	472	12	18	13
Drug and proprietary stores.....	11	576	14	50	30
All other retail stores.....	17	1,152	17	43	41
SELECTED SERVICE TRADES, ² /total.....	87	537	86	146	126
Personal services.....	58	345	53	120	105
All other service trades.....	29	192	33	26	21
AMUSEMENTS.....	8	190	1	36	x

¹/ Includes employees paid for less than the full workweek.

²/ See General Description on last page for changes from the 1939 Census of Business in the coverage of Service Trades.

Table 2.—CENSUS OF BUSINESS PRELIMINARY RESULTS FOR 1948 FOR CITIES OF 2,500 INHABITANTS OR MORE

CHAMBERS COUNTY, ALA.

(Data omitted for trade groups where necessary to avoid disclosure)

City and trade group ¹	Number of establishments	1948 sales and receipts (Thousand dollars)	Active proprietors of unincorporated businesses Nov. 1948	Paid employees, workweek ended nearest Nov. 15, 1948	
				Total employees ²	Full workweek employees
Lanett:					
Retail trade.....	62	2,074	62	184	126
Selected service trades...	25	151	27	33	28
Remainder of county:					
Retail trade.....	253	7,776	259	341	250
Selected service trades...	62	386	59	113	98

1/ See General Description on this page for changes from the 1939 Census of Business in the coverage of Service Trades.

2/ Includes employees paid for less than the full workweek.

GENERAL DESCRIPTION OF PRELIMINARY RELEASES FOR THE 1948 CENSUS OF BUSINESS

This series of releases, of which one is planned for each county in the United States, presents preliminary results of the 1948 Census of Business. The information is based on reports submitted by business establishments for that Census. The figures shown are preliminary, and are subject to revision in the final Census publications, but the changes are expected to be relatively minor with respect to coverage. The final Census figures will be issued in a series of Business Census bulletins which will show additional detailed kind-of-business information for all places where there are a sufficient number of establishments.

The 1948 Census of Business was taken under the provision of the Act of June 19, 1948, which provides that the Business Censuses be taken for 1948 and for each fifth year thereafter. Previous Business Censuses were taken for the years 1929, 1933, 1935, and 1939.

Scope of the Census.—The 1948 Census of Business covered all establishments in the following trades, as defined by the Standard Industrial Classification Manual, May 1949 issue, of the Executive Office of the President: all retail trades; all wholesale trades; all service trades in the following four groups—personal services, business services, automobile repairs and services, and miscellaneous repair services; hotels; tourist courts and camps; and amusements, including motion picture theaters. Some important services not covered are radio broadcasting and television, medical and health, legal, educational, nonprofit, accounting, and domestic services.

This coverage is similar to that of the 1939 Business Censuses. However, "custom trades" and "services incidental to transportation," which are no longer included in the standard classification of the service trades, are not covered by the 1948 Census. In a number of localities, these exclusions as well as

other changes in the standard classification may have a considerable effect in comparing 1948 with 1939 data, particularly with respect to establishment count.

Establishment definition.—For Census purposes, a business establishment is defined to include only enterprises conducted from a recognizable place of business, provided that the annual sales were in excess of \$5,000 for a wholesale trade establishment and \$500 for establishments in other trades. A detailed analysis of coverage will be provided in future Census of Business publications.

"Number of establishments" is the number of separate business locations, rather than the number of business companies or organizations, since the Census figures represent information reported separately for each business location or establishment. The establishment count reflects the number of places in business at the end of 1948 excluding administrative and executive offices of multiunit organizations, and "chain store" warehouses.

Sales and receipts.—"1948 sales and receipts" represents sales of merchandise and receipts from repairs and other services to customers. The figures reflect deductions for returned goods and allowances, but not for trade-in allowances; they exclude sales and excise taxes collected from customers and paid directly to any taxing agency.

Proprietors.—"Active proprietors..." represents owners and partners of unincorporated businesses who devoted the major portion of their time to the business in November 1948.

Employment.—"Number of paid employees..." represents all employees on the pay roll for the pay period ending nearest November 15, 1948. "Full workweek" employees, whether regular or seasonal, are those who in the November 15 pay period were paid for working at least the number of hours typically worked in a week by employees of the reporting establishment.

1948 CENSUS OF BUSINESS

RETAIL, WHOLESALE, SERVICE TRADES

U. S. DEPARTMENT OF COMMERCE
BUREAU OF THE CENSUS

PRELIMINARY

For Release -April 10, 1950

Release Series BC-1P- 01-010

CHEROKEE COUNTY, ALA.

Retail, wholesale, and service establishments located in Cherokee County, Alabama, showed a substantial expansion in dollar volume of trade from 1939 to 1948 according to preliminary figures from the 1948 Census of Business released today by the Bureau of the Census, U. S. Department of Commerce.

Retail sales in the county during 1948 aggregated \$4.1 million, an increase of 215 percent over the \$1.3 million in 1939, when the preceding Census of Business was taken. Wholesale sales in the county reached a total of \$679,000 in 1948 as compared with \$208,000 in 1939. The service trades included in the Census of Business recorded receipts totaling \$106,000 in 1948 compared with \$72,000 in 1939.

Employment in the county also rose over the 9-year period between 1939 and 1948 for the above trades. Establishments in these trades reported a combined total of 169 paid employees for the workweek ended nearest November 15, 1948. This compared with a total of 101 employees reported for the week of November 15, 1939.

These preliminary figures have been derived from a Census report on Cherokee County, Alabama. Final figures, superseding the preliminary data for Cherokee County, will be included in a Bulletin for the State of Alabama to be issued in several months. Similar data will be made available this year in preliminary and final form for each of the counties and States. A single copy of the preliminary release for Cherokee County as well as an order blank for other area releases may be obtained by writing to the Bureau of the Census, Washington 25, D. C.

Table 1.—CENSUS OF BUSINESS PRELIMINARY RESULTS FOR 1948, BY TRADE GROUP
CHEROKEE COUNTY, ALA.

Trade group and kind of business	Number of establishments	1948 sales and receipts (Thousand dollars)	Active proprietors of unincorporated businesses Nov. 1948	Paid employees, workweek ended nearest Nov. 15, 1948	
				Total employees ¹	Full workweek employees
RETAIL TRADE, total.....	145	4,145	152	137	108
Food group.....	64	1,028	64	9	6
Eating and drinking places.....	7	46	7	3	1
Gasoline service stations.....	18	297	18	10	6
All other retail stores.....	56	2,774	63	115	95
WHOLESALE TRADE.....	5	679	5	13	x
SELECTED SERVICE TRADES, ² /total..	20	106	16	19	18
Personal services.....	12	82	8	18	17
All other service trades.....	8	24	8	1	1

x Not available

¹/ Includes employees paid for less than the full workweek.

²/ See General Description on last page for changes from the 1939 Census of Business in the coverage of Service Trades.

Table 2.—CENSUS OF BUSINESS PRELIMINARY RESULTS FOR 1948 FOR CITIES OF 2,500 INHABITANTS OR MORE
CHILTON COUNTY, ALA.

(Data omitted for trade groups where necessary to avoid disclosure)

City and trade group ¹	Number of establishments	1948 sales and receipts (Thousand dollars)	Active proprietors of unincorporated businesses Nov. 1948	Paid employees, workweek ended nearest Nov. 15, 1948	
				Total employees ²	Full workweek employees
Clanton:					
Retail trade.....	120	6,470	116	409	303
Selected service trades.....	32	271	36	73	64
Remainder of county:					
Retail trade.....	148	3,064	146	113	67
Selected service trades.....	26	144	30	31	22

1/ See General Description on this page for changes from the 1939 Census of Business the coverage of Service Trades.

2/ Includes employees paid for less than the full workweek.

GENERAL DESCRIPTION OF PRELIMINARY RELEASES FOR THE 1948 CENSUS OF BUSINESS

This series of releases, of which one is planned for each county in the United States, presents preliminary results of the 1948 Census of Business. The information is based on reports submitted by business establishments for that Census. The figures shown are preliminary, and are subject to revision in the final Census publications, but the changes are expected to be relatively minor with respect to coverage. The final Census figures will be issued in a series of Business Census bulletins which will show additional detailed kind-of-business information for all places where there are a sufficient number of establishments.

The 1948 Census of Business was taken under the provision of the Act of June 19, 1948, which provides that the Business Census be taken for 1948 and for each fifth year thereafter. Previous Business Censuses were taken for the years 1929, 1933, 1935, and 1939.

Scope of the Census.—The 1948 Census of Business covered all establishments in the following trades, as defined by the Standard Industrial Classification Manual, May 1949 issue, of the Executive Office of the President: all retail trades; all wholesale trades; all service trades in the following four groups—personal services, business services, automobile repairs and services, and miscellaneous repair services; hotels; tourist courts and camps; and amusements, including motion picture theaters. Some important services not covered are radio broadcasting and television, medical and health, legal, educational, nonprofit, accounting, and domestic services.

This coverage is similar to that of the 1939 Business Census. However, "custom trades" and "services incidental to transportation," which are no longer included in the standard classification of the service trades, are not covered by the 1948 Census. In a number of localities, these exclusions as well as other changes in the standard classification may have

a considerable effect in comparing 1948 with 1939 data, particularly with respect to establishment count.

Establishment definition.—For Census purposes, a business establishment is defined to include only enterprises conducted from a recognizable place of business, provided that the annual sales were in excess of \$5,000 for a wholesale trade establishment and \$500 for establishments in other trades. A detailed analysis of coverage will be provided in future Census of Business publications.

"Number of establishments" is the number of separate business locations, rather than the number of business companies or organizations, since the Census figures represent information reported separately for each business location or establishment. The establishment count reflects the number of places in business at the end of 1948 excluding administrative and executive offices of multiunit organizations, and "chain store" warehouses.

Sales and receipts.—"1948 sales and receipts" represents sales of merchandise and receipts from repairs and other services to customers. The figures reflect deductions for returned goods and allowances, but not for trade-in allowances; they exclude sales and excise taxes collected from customers and paid directly to any taxing agency.

Proprietors.—"Active proprietors..." represents owners and partners of unincorporated businesses who devoted the major portion of their time to the business in November 1948.

Employment.—"Number of paid employees..." represents all employees on the pay roll for the pay period ending nearest November 15, 1948. "Full workweek" employees, whether regular or seasonal, are those who in the November 15 pay period were paid for working at least the number of hours typically worked in a week by employees of the reporting establishment.

1948 CENSUS OF BUSINESS

RETAIL, WHOLESALE, SERVICE TRADES

U. S. DEPARTMENT OF COMMERCE
BUREAU OF THE CENSUS

PRELIMINARY

For Release April 10, 1950

Release Series BC-1P-01-012

CHOCTAW COUNTY, ALA.

Retail and service establishments located in Choctaw County, Alabama, showed a substantial expansion in dollar volume of trade from 1939 to 1948 according to preliminary figures from the 1948 Census of Business released today by the Bureau of the Census, U. S. Department of Commerce.

Retail sales in the county during 1948 aggregated \$5.1 million, an increase of 292 percent over the \$1.3 million in 1939, when the preceding Census of Business was taken. The service trades included in the Census of Business recorded receipts totaling \$80,000 in 1948 compared with \$21,000 in 1939.

Employment in the county also rose over the 9-year period between 1939 and 1948 for the above trades. Establishments in these trades reported a combined total of 224 paid employees for the workweek ended nearest November 15, 1948. This compared with a total of 93 employees reported for the week of November 15, 1939.

These preliminary figures have been derived from a Census report on Choctaw County, Alabama. Final figures, superseding the preliminary data for Choctaw County, will be included in a Bulletin for the State of Alabama to be issued in several months. Similar data will be made available this year in preliminary and final form for each of the counties and States. A single copy of the preliminary release for Choctaw County as well as an order blank for other area releases may be obtained by writing to the Bureau of the Census, Washington 25, D. C.

Table 1.—CENSUS OF BUSINESS PRELIMINARY RESULTS FOR 1948, BY TRADE GROUP
CHOCTAW COUNTY, ALA.

Trade group and kind of business	Number of establishments	1948 sales and receipts (Thousand dollars)	Active proprietors of unincorporated businesses Nov. 1948	Paid employees, workweek ended nearest Nov. 15, 1948	
				Total employees ¹	Full workweek employees
RETAIL TRADE, total.....	159	5,098	141	212	154
Food group.....	69	1,075	57	31	20
Eating and drinking places.....	14	63	13	11	8
General merchandise grp, general stores.	39	2,058	39	77	49
Automotive group.....	11	1,126	8	53	49
Gasoline service stations.....	17	421	16	26	15
All other retail stores.....	9	355	8	14	13
SELECTED SERVICE TRADES ^{2/}	14	80	14	12	12

^{1/} Includes employees paid for less than the full workweek.

^{2/} See General Description on last page for changes from the 1939 Census of Business in the coverage of Service Trades.

GENERAL DESCRIPTION OF PRELIMINARY RELEASES FOR THE 1948 CENSUS OF BUSINESS

This series of releases, of which one is planned for each county in the United States, presents preliminary results of the 1948 Census of Business. The information is based on reports submitted by business establishments for that Census. The figures shown are preliminary, and are subject to revision in the final Census publications, but the changes are expected to be relatively minor with respect to coverage. The final Census figures will be issued in a series of Business Census bulletins which will show additional detailed kind-of-business information for all places where there are a sufficient number of establishments.

The 1948 Census of Business was taken under the provision of the Act of June 19, 1948, which provides that the Business Census be taken for 1948 and for each fifth year thereafter. Previous Business Censuses were taken for the years 1929, 1933, 1935, and 1939.

Scope of the Census.--The 1948 Census of Business covered all establishments in the following trades, as defined by the Standard Industrial Classification Manual, May 1949 issue, of the Executive Office of the President: all retail trades; all wholesale trades; all service trades in the following four groups--personal services, business services, automobile repairs and services, and miscellaneous repair services; hotels; tourist courts and camps; and amusements, including motion picture theaters. Some important services not covered are radio broadcasting and television, medical and health, legal, educational, nonprofit, accounting, and domestic services.

This coverage is similar to that of the 1939 Business Census. However, "custom trades" and "services incidental to transportation," which are no longer included in the standard classification of the service trades, are not covered by the 1948 Census. In a number of localities, these exclusions as well as other changes in the standard classification may have a considerable effect in comparing

1948 with 1939 data, particularly with respect to establishment count.

Establishment definition.--For Census purposes, a business establishment is defined to include only enterprises conducted from a recognizable place of business, provided that the annual sales were in excess of \$5,000 for a wholesale trade establishment and \$500 for establishments in other trades. A detailed analysis of coverage will be provided in future Census of Business publications.

"Number of establishments" is the number of separate business locations, rather than the number of business companies or organizations, since the Census figures represent information reported separately for each business location or establishment. The establishment count reflects the number of places in business at the end of 1948 excluding administrative and executive offices of multiunit organizations, and "chain store" warehouses.

Sales and receipts.--"1948 sales and receipts" represents sales of merchandise and receipts from repairs and other services to customers. The figures reflect deductions for returned goods and allowances, but not for trade-in allowances; they exclude sales and excise taxes collected from customers and paid directly to any taxing agency.

Proprietors.--"Active proprietors..." represents owners and partners of unincorporated businesses who devoted the major portion of their time to the business in November 1948.

Employment.--"Number of paid employees..." represents all employees on the pay roll for the pay period ending nearest November 15, 1948. "Full workweek" employees, whether regular or seasonal, are those who in the November 15 pay period were paid for working at least the number of hours typically worked in a week by employees of the reporting establishment.

1948 CENSUS OF BUSINESS

RETAIL, WHOLESALE, SERVICE TRADES

U. S. DEPARTMENT OF COMMERCE
BUREAU OF THE CENSUS

PRELIMINARY

For Release April 10, 1950

Release Series BC-1P-01-013

CLARKE COUNTY, ALA.

Retail, wholesale, and service establishments located in Clarke County, Alabama, showed a substantial expansion in dollar volume of trade from 1939 to 1948 according to preliminary figures from the 1948 Census of Business released today by the Bureau of the Census, U. S. Department of Commerce.

Retail sales in the county during 1948 aggregated \$15.3 million, an increase of 337 percent over the \$3.5 million in 1939, when the preceding Census of Business was taken. Wholesale sales in the county reached a total of \$3.1 million in 1948 as compared with \$0.8 million in 1939. The service trades included in the Census of Business recorded receipts totaling \$316,000 in 1948 compared with \$75,000 in 1939.

Employment in the county also rose over the 9-year period between 1939 and 1948 for the above trades. Establishments in these trades reported a combined total of 818 paid employees for the workweek ended nearest November 15, 1948. This compared with a total of 355 employees reported for the week of November 15, 1939.

These preliminary figures have been derived from a Census report on Clarke County, Alabama. Final figures, superseding the preliminary data for Clarke County, will be included in a Bulletin for the State of Alabama to be issued in several months. Similar data will be made available this year in preliminary and final form for each of the counties and States. A single copy of the preliminary release for Clarke County as well as an order blank for other area releases may be obtained by writing to the Bureau of the Census, Washington 25, D. C.

Table 1.—CENSUS OF BUSINESS PRELIMINARY RESULTS FOR 1948, BY TRADE GROUP
CLARKE COUNTY, ALA.

Trade group and kind of business	Number of establishments	1948 sales and receipts (Thousand dollars)	Active proprietors of unincorporated businesses Nov. 1948	Paid employees, workweek ended nearest Nov. 15, 1948	
				Total employees ¹	Full workweek employees
RETAIL TRADE, total.....	293	15,296	282	708	542
Food group.....	79	2,054	76	63	38
Eating and drinking places.....	29	421	29	80	59
General merchandise grp, general stores.	87	3,664	84	183	117
Apparel group.....	6	232	7	20	11
Furniture—home furnishgs—appliance grp	13	674	10	50	35
Automotive group.....	21	5,437	20	181	167
Gasoline service stations.....	27	820	24	50	45
Lumber—building—hardware group.....	9	1,124	10	31	30
Drug and proprietary stores.....	8	367	10	30	22
All other retail stores.....	14	503	12	20	18
WHOLESALE TRADE.....	15	3,057	13	35	x
SELECTED SERVICE TRADES, ² /total.....	57	316	55	75	68
Personal services.....	41	236	39	64	58
All other service trades.....	16	80	16	11	10
HOTELS.....	7	38	6	15	8

x Not available.

¹/ Includes employees paid for less than the full workweek.

²/ See General Description on this page for changes from the 1939 Census of Business in the coverage of Service Trades.

GENERAL DESCRIPTION OF PRELIMINARY RELEASES FOR THE 1948 CENSUS OF BUSINESS

This series of releases, of which one is planned for each county in the United States, presents preliminary results of the 1948 Census of Business. The information is based on reports submitted by business establishments for that Census. The figures shown are preliminary, and are subject to revision in the final Census publications, but the changes are expected to be relatively minor with respect to coverage. The final Census figures will be issued in a series of Business Census bulletins which will show additional detailed kind-of-business information for all places where there are a sufficient number of establishments.

The 1948 Census of Business was taken under the provision of the Act of June 19, 1948, which provides that the Business Census be taken for 1948 and for each fifth year thereafter. Previous Business Censuses were taken for the years 1929, 1933, 1935, and 1939.

Scope of the Census.—The 1948 Census of Business covered all establishments in the following trades, as defined by the Standard Industrial Classification Manual, May 1949 issue, of the Executive Office of the President: all retail trades; all wholesale trades; all service trades in the following four groups—personal services, business services, automobile repairs and services, and miscellaneous repair services; hotels; tourist courts and camps; and amusements, including motion picture theaters. Some important services not covered are radio broadcasting and television, medical and health, legal, educational, nonprofit, accounting, and domestic services.

This coverage is similar to that of the 1939 Business Census. However, "custom trades" and "services incidental to transportation," which are no longer included in the standard classification of the service trades, are not covered by the 1948 Census. In a number of localities, these exclusions as well as

other changes in the standard classification may have a considerable effect in comparing 1948 with 1939 data, particularly with respect to establishment count.

Establishment definition.—For Census purposes, a business establishment is defined to include only enterprises conducted from a recognizable place of business, provided that the annual sales were in excess of \$5,000 for a wholesale trade establishment and \$500 for establishments in other trades. A detailed analysis of coverage will be provided in future Census of Business publications.

"Number of establishments" is the number of separate business locations, rather than the number of business companies or organizations, since the Census figures represent information reported separately for each business location or establishment. The establishment count reflects the number of places in business at the end of 1948 excluding administrative and executive offices of multiunit organizations, and "chain store" warehouses.

Sales and receipts.—"1948 sales and receipts" represents sales of merchandise and receipts from repairs and other services to customers. The figures reflect deductions for returned goods and allowances, but not for trade-in allowances; they exclude sales and excise taxes collected from customers and paid directly to any taxing agency.

Proprietors.—"Active proprietors..." represents owners and partners of unincorporated businesses who devoted the major portion of their time to the business in November 1948.

Employment.—"Number of paid employees..." represents all employees on the pay roll for the pay period ending nearest November 15, 1948. "Full workweek" employees, whether regular or seasonal, are those who in the November 15 pay period were paid for working at least the number of hours typically worked in a week by employees of the reporting establishment.

1948 CENSUS OF BUSINESS

RETAIL, WHOLESALE, SERVICE TRADES

U. S. DEPARTMENT OF COMMERCE
BUREAU OF THE CENSUS

PRELIMINARY

For Release April 10, 1950

Release Series BC-1P-01-014

CLAY COUNTY, ALA.

Retail and service establishments located in Clay County, Alabama, showed a substantial expansion in dollar volume of trade from 1939 to 1948 according to preliminary figures from the 1948 Census of Business released today by the Bureau of the Census, U. S. Department of Commerce.

Retail sales in the county during 1948 aggregated \$4.5 million, an increase of 221 percent over the \$1.4 million in 1939, when the preceding Census of Business was taken. The service trades included in the Census of Business recorded receipts totaling \$90,000 in 1948 compared with \$37,000 in 1939.

Employment in the county also rose over the 9-year period between 1939 and 1948 for the above trades. Establishments in these trades reported a combined total of 238 paid employees for the workweek ended nearest November 15, 1948. This compared with a total of 152 employees reported for the week of November 15, 1939.

These preliminary figures have been derived from a Census report on Clay County, Alabama. Final figures, superseding the preliminary data for Clay County, will be included in a Bulletin for the State of Alabama to be issued in several months. Similar data will be made available this year in preliminary and final form for each of the counties and States. A single copy of the preliminary release for Clay County as well as an order blank for other area releases may be obtained by writing to the Bureau of the Census, Washington 25, D. C.

Table 1.—CENSUS OF BUSINESS PRELIMINARY RESULTS FOR 1948, BY TRADE GROUP
CLAY COUNTY, ALA.

Trade group and kind of business	Number of establishments	1948 sales and receipts (Thousand dollars)	Active proprietors of unincorporated businesses Nov. 1948	Paid employees, workweek ended nearest Nov. 15, 1948	
				Total employees ¹	Full workweek employees
RETAIL TRADE, total.....	151	4,462	148	201	161
Food group.....	72	1,349	68	25	16
Eating and drinking places.....	10	105	10	19	13
General merchandise grp, general stores	16	715	17	40	26
Apparel group.....	Included with "All other retail stores"				
Furniture-home furnishgs-appliance grp	9	266	6	11	9
Automotive group.....	8	755	9	43	43
Gasoline service stations.....	13	256	14	12	10
Lumber-building-hardware group.....	9	653	11	30	26
Drug and proprietary stores.....	5	182	5	14	13
All other retail stores.....	9	181	8	7	5
SELECTED SERVICE TRADES, ^{2/} total.....	21	90	21	37	28
Personal services.....	14	66	14	34	25
All other service trades.....	7	24	7	3	3

^{1/} Includes employees paid for less than the full workweek.

^{2/} See General Description on this page for changes from the 1939 Census of Business in the coverage of Service Trades.

GENERAL DESCRIPTION OF PRELIMINARY RELEASES FOR THE 1948 CENSUS OF BUSINESS

This series of releases, of which one is planned for each county in the United States, presents preliminary results of the 1948 Census of Business. The information is based on reports submitted by business establishments for that Census. The figures shown are preliminary, and are subject to revision in the final Census publications, but the changes are expected to be relatively minor with respect to coverage. The final Census figures will be issued in a series of Business Census bulletins which will show additional detailed kind-of-business information for all places where there are a sufficient number of establishments.

The 1948 Census of Business was taken under the provision of the Act of June 19, 1948, which provides that the Business Census be taken for 1948 and for each fifth year thereafter. Previous Business Censuses were taken for the years 1929, 1933, 1935, and 1939.

Scope of the Census.—The 1948 Census of Business covered all establishments in the following trades, as defined by the Standard Industrial Classification Manual, May 1949 issue, of the Executive Office of the President: all retail trades; all wholesale trades; all service trades in the following four groups—personal services, business services, automobile repairs and services, and miscellaneous repair services; hotels; tourist courts and camps; and amusements, including motion picture theaters. Some important services not covered are radio broadcasting and television, medical and health, legal, educational, nonprofit, accounting, and domestic services.

This coverage is similar to that of the 1939 Business Census. However, "custom trades" and "services incidental to transportation," which are no longer included in the standard classification of the service trades, are not covered by the 1948 Census. In a number of localities, these exclusions as well as

other changes in the standard classification may have a considerable effect in comparing 1948 with 1939 data, particularly with respect to establishment count.

Establishment definition.—For Census purposes, a business establishment is defined to include only enterprises conducted from a recognizable place of business, provided that the annual sales were in excess of \$5,000 for a wholesale trade establishment and \$500 for establishments in other trades. A detailed analysis of coverage will be provided in future Censuses of Business publications.

"Number of establishments" is the number of separate business locations, rather than the number of business companies or organizations, since the Census figures represent information reported separately for each business location or establishment. The establishment count reflects the number of places in business at the end of 1948 excluding administrative and executive offices of multinit organizations, and "chain store" warehouses.

Sales and receipts.—"1948 sales and receipts" represents sales of merchandise and receipts from repairs and other services to customers. The figures reflect deductions for returned goods and allowances, but not for trade-in allowances; they exclude sales and excise taxes collected from customers and paid directly to any taxing agency.

Proprietors.—"Active proprietors..." represents owners and partners of unincorporated businesses who devoted the major portion of their time to the business in November 1948.

Employment.—"Number of paid employees..." represents all employees on the pay roll for the pay period ending nearest November 15, 1948. "Full workweek" employees, whether regular or seasonal, are those who in the November 15 pay period were paid for working at least the number of hours typically worked in a week by employees of the reporting establishment.

1948 CENSUS OF BUSINESS

RETAIL, WHOLESALE, SERVICE TRADES

U. S. DEPARTMENT OF COMMERCE
BUREAU OF THE CENSUS

PRELIMINARY

For Release May 15, 1950

Release Series BC-1P-01-015

CLEBURNE COUNTY, ALA.

Retail and service establishments located in Cleburne County, Alabama, showed an expansion in dollar volume of trade from 1939 to 1948 according to preliminary figures from the 1948 Census of Business released today by the Bureau of the Census, U. S. Department of Commerce.

Retail sales in the county during 1948 aggregated \$2.8 million, an increase of 100 percent over the \$1.4 million in 1939, when the preceding Census of Business was taken. The service trades included in the Census of Business recorded receipts totaling \$78,000 in 1948 compared with \$31,000 in 1939.

Employment in the county also rose over the 9-year period between 1939 and 1948 for the above trades. Establishments in these trades reported a combined total of 166 paid employees for the workweek ended nearest November 15, 1948. This compared with a total of 73 employees reported for the week of November 15, 1939.

These preliminary figures have been derived from a Census report on Cleburne County, Alabama. Final figures, superseding the preliminary data for Cleburne County, will be included in a Bulletin for the State of Alabama to be issued in several months. Similar data will be made available this year in preliminary and final form for each of the counties and States. A single copy of the preliminary release for Cleburne County as well as an order blank for other area releases may be obtained by writing to the Bureau of the Census, Washington 25, D. C.

Table 1.—CENSUS OF BUSINESS PRELIMINARY RESULTS FOR 1948, BY TRADE GROUP
CLEBURNE COUNTY, ALA.

Trade group and kind of business	Number of establishments	1948 sales and receipts (Thousand dollars)	Active proprietors of unincorporated businesses Nov. 1948	Paid employees, workweek ended nearest Nov. 15, 1948	
				Total employees ¹	Full workweek employees
RETAIL TRADE, total.....	90	2,817	90	152	118
Food group.....	47	918	44	26	21
Eating and drinking places.....	8	141	9	30	14
Gasoline service stations.....	12	184	13	8	6
All other retail stores.....	23	1,574	24	88	77
SELECTED SERVICE TRADES ^{2/}	13	78	12	14	11

^{1/} Includes employees paid for less than the full workweek.

^{2/} See General Description on last page for changes from the 1939 Census of Business in the coverage of Service Trades.

9/2/5

GENERAL DESCRIPTION OF PRELIMINARY RELEASES FOR THE 1948 CENSUS OF BUSINESS

This series of releases, of which one is planned for each county in the United States, presents preliminary results of the 1948 Census of Business. The information is based on reports submitted by business establishments for that Census. The figures shown are preliminary, and are subject to revision in the final Census publications, but the changes are expected to be relatively minor with respect to coverage. The final Census figures will be issued in a series of Business Census bulletins which will show additional detailed kind-of-business information for all places where there are a sufficient number of establishments.

The 1948 Census of Business was taken under the provision of the Act of June 19, 1948, which provides that the Business Census be taken for 1948 and for each fifth year thereafter. Previous Business Censuses were taken for the years 1929, 1933, 1935, and 1939.

Scope of the Census.—The 1948 Census of Business covered all establishments in the following trades, as defined by the Standard Industrial Classification Manual, May 1949 issue, of the Executive Office of the President: all retail trades; all wholesale trades; all service trades in the following four groups—personal services, business services, automobile repairs and services, and miscellaneous repair services; hotels; tourist courts and camps; and amusements, including motion picture theaters. Some important services not covered are radio broadcasting and television, medical and health, legal, educational, nonprofit, accounting, and domestic services.

This coverage is similar to that of the 1939 Business Census. However, "custom trades" and "services incidental to transportation," which are no longer included in the standard classification of the service trades, are not covered by the 1948 Census. In a number of localities, these exclusions as well as other changes in the standard classification may have a considerable effect in comparing

1948 with 1939 data, particularly with respect to establishment count.

Establishment definition.—For Census purposes, a business establishment is defined to include only enterprises conducted from a recognizable place of business, provided that the annual sales were in excess of \$5,000 for a wholesale trade establishment and \$500 for establishments in other trades. A detailed analysis of coverage will be provided in future Census of Business publications.

"Number of establishments" is the number of separate business locations, rather than the number of business companies or organizations, since the Census figures represent information reported separately for each business location or establishment. The establishment count reflects the number of places in business at the end of 1948 excluding administrative and executive offices of multiunit organizations, and "chain store" warehouses.

Sales and receipts.—"1948 sales and receipts" represents sales of merchandise and receipts from repairs and other services to customers. The figures reflect deductions for returned goods and allowances, but not for trade-in allowances; they exclude sales and excise taxes collected from customers and paid directly to any taxing agency.

Proprietors.—"Active proprietors..." represents owners and partners of unincorporated businesses who devoted the major portion of their time to the business in November 1948.

Employment.—"Number of paid employees..." represents all employees on the pay roll for the pay period ending nearest November 15, 1948. "Full workweek" employees, whether regular or seasonal, are those who in the November 15 pay period were paid for working at least the number of hours typically worked in a week by employees of the reporting establishment.

1948 CENSUS OF BUSINESS

RETAIL, WHOLESALE, SERVICE TRADES

U. S. DEPARTMENT OF COMMERCE
BUREAU OF THE CENSUS

PRELIMINARY

For Release April 17, 1950

Release Series BC-1P-01-016

COFFEE COUNTY, ALA.

Retail, wholesale, and service establishments located in Coffee County, Alabama, showed a substantial expansion in dollar volume of trade from 1939 to 1948 according to preliminary figures from the 1948 Census of Business released today by the Bureau of the Census, U. S. Department of Commerce.

Retail sales in the county during 1948 aggregated \$10.3 million, an increase of 268 percent over the \$2.8 million in 1939, when the preceding Census of Business was taken. Wholesale sales in the county reached a total of \$3.8 million in 1948 as compared with \$1.9 million in 1939. The service trades included in the Census of Business recorded receipts totaling \$434,000 in 1948 compared with \$147,000 in 1939.

Employment in the county also rose over the 9-year period between 1939 and 1948 for the above trades. Establishments in these trades reported a combined total of 616 paid employees for the workweek ended nearest November 15, 1948. This compared with a total of 497 employees reported for the week of November 15, 1939.

These preliminary figures have been derived from a Census report on Coffee County, Alabama, which also includes data for the city of Enterprise. Final figures, superseding the preliminary data for Coffee County, will be included in a Bulletin for the State of Alabama to be issued in several months. Similar data will be made available this year in preliminary and final form for each of the counties and States. A single copy of the preliminary release for Coffee County as well as an order blank for other area releases may be obtained by writing to the Bureau of the Census, Washington 25, D. C.

Table 1.—CENSUS OF BUSINESS PRELIMINARY RESULTS FOR 1948, BY TRADE GROUP
COFFEE COUNTY, ALA.

Trade group and kind of business	Number of establishments	1948 sales and receipts (Thousand dollars)	Active proprietors of unincorporated businesses Nov. 1948	Paid employees, workweek ended nearest Nov. 15, 1948	
				Total employees ¹	Full workweek employees
RETAIL TRADE, total.....	299	10,251	316	461	378
Food group.....	139	3,012	147	99	75
Eating and drinking places.....	21	153	22	29	25
General merchandise grp, general stores.	28	993	30	61	42
Apparel group.....	14	823	13	37	28
Furniture-home furnishgs-appliance grp.	12	548	12	28	27
Automotive group.....	18	2,503	17	103	95
Gasoline service stations.....	22	296	21	17	16
Lumber-building-hardware group.....	16	1,084	17	40	34
Drug and proprietary stores.....	11	328	12	21	13
All other retail stores.....	18	511	25	26	23
WHOLESALE TRADE, total.....	20	3,831	26	74	x
Merchant wholesalers.....	8	1,525	11	48	x
Other types of wholesalers.....	12	2,306	15	26	x
SELECTED SERVICE TRADES, 2/total.....	61	434	68	81	72
Personal services.....	38	215	42	59	55
All other service trades.....	23	219	26	22	17
AMUSEMENTS.....	9	31	7	4	x

x Not available.

1/ Includes employees paid for less than the full workweek.

2/ See General Description on last page for changes from the 1939 Census of Business in the coverage of Service Trades.

Table 2.—CENSUS OF BUSINESS PRELIMINARY RESULTS FOR 1948 FOR CITIES OF 2,500 INHABITANTS OR MORE

COFFEE COUNTY, ALA.

(Data omitted for trade groups where necessary to avoid disclosure)

City and trade group ¹	Number of establishments	1948 sales and receipts (Thousand dollars)	Active proprietors of unincorporated businesses Nov. 1948	Paid employees, workweek ended nearest Nov. 15, 1948	
				Total employees ²	Full workweek employees
Enterprise:					
Retail trade.....	140	6,105	147	286	241
Selected service trades....	33	242	36	53	48
Remainder of county:					
Retail trade.....	159	4,146	169	175	137
Selected service trades....	28	192	32	28	24

1/ See General Description on this page for changes from the 1939 Census of Business in the coverage of Service Trades.

2/ Includes employees paid for less than the full workweek.

GENERAL DESCRIPTION OF PRELIMINARY RELEASES FOR THE 1948 CENSUS OF BUSINESS

This series of releases, of which one is planned for each county in the United States, presents preliminary results of the 1948 Census of Business. The information is based on reports submitted by business establishments for that Census. The figures shown are preliminary, and are subject to revision in the final Census publications, but the changes are expected to be relatively minor with respect to coverage. The final Census figures will be issued in a series of Business Census bulletins which will show additional detailed kind-of-business information for all places where there are a sufficient number of establishments.

The 1948 Census of Business was taken under the provision of the Act of June 19, 1948, which provides that the Business Census be taken for 1948 and for each fifth year thereafter. Previous Business Censuses were taken for the years 1929, 1933, 1935, and 1939.

Scope of the Census.—The 1948 Census of Business covered all establishments in the following trades, as defined by the Standard Industrial Classification Manual, May 1949 issue, of the Executive Office of the President: all retail trades; all wholesale trades; all service trades in the following four groups—personal services, business services, automobile repairs and services, and miscellaneous repair services; hotels; tourist courts and camps; and amusements, including motion picture theaters. Some important services not covered are radio broadcasting and television, medical and health, legal, educational, nonprofit, accounting, and domestic services.

This coverage is similar to that of the 1939 Business Census. However, "custom trades" and "services incidental to transportation," which are no longer included in the standard classification of the service trades, are not covered by the 1948 Census. In a number of localities, these exclusions as well as other changes in the standard classification may have

a considerable effect in comparing 1948 with 1939 data, particularly with respect to establishment count.

Establishment definition.—For Census purposes, a business establishment is defined to include only enterprises conducted from a recognizable place of business, provided that the annual sales were in excess of \$5,000 for a wholesale trade establishment and \$500 for establishments in other trades. A detailed analysis of coverage will be provided in future Census of Business publications.

"Number of establishments" is the number of separate business locations, rather than the number of business companies or organizations, since the Census figures represent information reported separately for each business location or establishment. The establishment count reflects the number of places in business at the end of 1948 excluding administrative and executive offices of multiunit organizations, and "chain store" warehouses.

Sales and receipts.—"1948 sales and receipts" represents sales of merchandise and receipts from repairs and other services to customers. The figures reflect deductions for returned goods and allowances, but not for trade-in allowances; they exclude sales and excise taxes collected from customers and paid directly to any taxing agency.

Proprietors.—"Active proprietors..." represents owners and partners of unincorporated businesses who devoted the major portion of their time to the business in November 1948.

Employment.—"Number of paid employees..." represents all employees on the pay roll for the pay period ending nearest November 15, 1948. "Full workweek" employees, whether regular or seasonal, are those who in the November 15 pay period were paid for working at least the number of hours typically worked in a week by employees of the reporting establishment.

1948 CENSUS OF BUSINESS

RETAIL, WHOLESALE, SERVICE TRADES

U. S. DEPARTMENT OF COMMERCE
BUREAU OF THE CENSUS

PRELIMINARY

For Release April 10, 1950

Release Series BC-1P-01-017

COLBERT COUNTY, ALA.

Retail, wholesale, and service establishments located in Colbert County, Alabama, showed a substantial expansion in dollar volume of trade from 1939 to 1948 according to preliminary figures from the 1948 Census of Business released today by the Bureau of the Census, U. S. Department of Commerce.

Retail sales in the county during 1948 aggregated \$23.1 million, an increase of 344 percent over the \$5.2 million in 1939, when the preceding Census of Business was taken. Wholesale sales in the county reached a total of \$10.4 million in 1948 as compared with \$2.6 million in 1939. The service trades included in the Census of Business recorded receipts totaling \$815,000 in 1948 compared with \$161,000 in 1939.

Employment in the county also rose over the 9-year period between 1939 and 1948 for the above trades. Establishments in these trades reported a combined total of 1,688 paid employees for the workweek ended nearest November 15, 1948. This compared with a total of 765 employees reported for the week of November 15, 1939.

These preliminary figures have been derived from a Census report on Colbert County, Alabama, which also includes data for the cities of Sheffield and Tusculmbia. Final figures, superseding the preliminary data for Colbert County, will be included in a Bulletin for the State of Alabama to be issued in several months. Similar data will be made available this year in preliminary and final form for each of the counties and States. A single copy of the preliminary release for Colbert County as well as an order blank for other area releases may be obtained by writing to the Bureau of the Census, Washington 25, D. C.

Table 1.—CENSUS OF BUSINESS PRELIMINARY RESULTS FOR 1948, BY TRADE GROUP

COLBERT COUNTY, ALA.

Trade group and kind of business	Number of establishments	1948 sales and receipts (Thousand dollars)	Active proprietors of unincorporated businesses Nov. 1948	Paid employees, workweek ended nearest Nov. 15, 1948	
				Total employees ¹	Full workweek employees
RETAIL TRADE, total.....	423	23,113	447	1,206	1,006
Food group.....	193	6,469	206	189	150
Eating and drinking places.....	48	1,181	47	218	167
General merchandise grp., general stores	31	2,221	30	146	106
Apparel group.....	18	1,433	15	87	66
Furniture-home furnishings-appliance grp	22	1,257	28	75	70
Automotive group.....	20	4,521	23	176	169
Gasoline service stations.....	27	1,216	29	65	59
Lumber-building-hardware group.....	22	1,680	23	76	68
Drug and proprietary stores.....	7	791	9	69	62
All other retail stores.....	35	2,344	37	105	89
WHOLESALE TRADE, total.....	36	10,441	31	274	x
Merchant wholesalers.....	22	5,563	22	197	x
Other types of wholesalers.....	14	4,878	9	77	x
SELECTED SERVICE TRADES, ² /total.....	95	815	98	208	190
Personal services.....	61	560	63	173	158
All other service trades.....	34	255	35	35	32

x Not available.

¹/ Includes employees paid for less than the full workweek.

²/ See General Description on last page for changes from the 1939 Census of Business in the coverage of Service Trades.

Table 2.—CENSUS OF BUSINESS PRELIMINARY RESULTS FOR 1948 FOR CITIES OF 2,500 INHABITANTS OR MORE

COLBERT COUNTY, ALA.

(Data omitted for trade groups where necessary to avoid disclosure)

City and trade group ¹	Number of establishments	1948 sales and receipts (Thousand dollars)	Active proprietors of unincorporated businesses Nov. 1948	Paid employees, workweek ended nearest Nov. 15, 1948	
				Total employees ²	Full workweek employees
Sheffield:					
Retail trade.....	162	12,256	176	690	570
Wholesale trade.....	24	7,974	22	227	x
Selected service trades....	48	488	48	135	126
Tuscumbia:					
Retail trade.....	113	7,067	123	408	355
Wholesale trade.....	Included with "Remainder of county"				
Selected service trades...	28	244	32	58	50
Remainder of county: ^{3/}					
Retail trade.....	148	3,790	148	108	81
Wholesale trade.....	12	2,467	9	47	x
Selected service trades...	19	83	18	15	14

x Not available.

^{1/} See General Description on this page for changes from the 1939 Census of Business in the coverage of Service Trades^{2/} Includes employees paid for less than the full workweek.^{3/} Except as indicated above, includes figures for establishments, other than wholesale, not located in cities of 2,500 inhabitants or more, and wholesale establishments not located in cities of 5,000 inhabitants or more.

GENERAL DESCRIPTION OF PRELIMINARY RELEASES FOR THE 1948 CENSUS OF BUSINESS

This series of releases, of which one is planned for each county in the United States, presents preliminary results of the 1948 Census of Business. The information is based on reports submitted by business establishments for that Census. The figures shown are preliminary, and are subject to revision in the final Census publications, but the changes are expected to be relatively minor with respect to coverage. The final Census figures will be issued in a series of Business Census bulletins which will show additional detailed kind-of-business information for all places where there are a sufficient number of establishments.

The 1948 Census of Business was taken under the provision of the Act of June 19, 1948, which provides that the Business Census be taken for 1948 and for each fifth year thereafter. Previous Business Censuses were taken for the years 1929, 1933, 1935, and 1939.

Scope of the Census.—The 1948 Census of Business covered all establishments in the following trades, as defined by the Standard Industrial Classification Manual, May 1949 issue, of the Executive Office of the President: all retail trades; all wholesale trades; all service trades in the following four groups—personal services, business services, automobile repairs and services, and miscellaneous repair services; hotels; tourist courts and camps; and amusements, including motion picture theaters. Some important services not covered are radio broadcasting and television, medical and health, legal, educational, nonprofit, accounting, and domestic services.

This coverage is similar to that of the 1939 Business Census. However, "custom trade" and "services incidental to transportation," which are no longer included in the standard classification of the service trades, are not covered by the 1948 Census. In a number of localities, these exclusions as well as other changes in the standard classification may have

a considerable effect in comparing 1948 with 1939 data, particularly with respect to establishment count.

Establishment definition.—For Census purposes, a business establishment is defined to include only enterprises conducted from a recognizable place of business, provided that the annual sales were in excess of \$5,000 for a wholesale trade establishment and \$500 for establishments in other trades. A detailed analysis of coverage will be provided in future Census of Business publications.

"Number of establishments" is the number of separate business locations, rather than the number of business companies or organizations, since the Census figures represent information reported separately for each business location or establishment. The establishment count reflects the number of places in business at the end of 1948 excluding administrative and executive offices of multiunit organizations, and "chain store" warehouses.

Sales and receipts.—"1948 sales and receipts" represents sales of merchandise and receipts from repairs and other services to customers. The figures reflect deductions for returned goods and allowances, but not for trade-in allowances; they exclude sales and excise taxes collected from customers and paid directly to any taxing agency.

Proprietors.—"Active proprietors..." represents owners and partners of unincorporated businesses who devoted the major portion of their time to the business in November 1948.

Employment.—"Number of paid employees..." represents all employees on the pay roll for the pay period ending nearest November 15, 1948. "Full workweek" employees, whether regular or seasonal, are those who in the November 15 pay period were paid for working at least the number of hours typically worked in a week by employees of the reporting establishment.

1948 CENSUS OF BUSINESS

RETAIL, WHOLESALE, SERVICE TRADES

U. S. DEPARTMENT OF COMMERCE
BUREAU OF THE CENSUS

PRELIMINARY

For Release April 10, 1950

Release Series BC-1P-01-018

CONECUH COUNTY, ALA.

Retail, wholesale, and service establishments located in Conecuh County, Alabama, showed a substantial expansion in dollar volume of trade from 1939 to 1948 according to preliminary figures from the 1948 Census of Business released today by the Bureau of the Census, U. S. Department of Commerce.

Retail sales in the county during 1948 aggregated \$6.2 million, an increase of 226 percent over the \$1.9 million in 1939, when the preceding Census of Business was taken. Wholesale sales in the county reached a total of \$3.8 million in 1948 as compared with \$1.4 million in 1939. The service trades included in the Census of Business recorded receipts totaling \$119,000 in 1948 compared with \$47,000 in 1939.

Employment in the county also rose over the 9-year period between 1939 and 1948 for the above trades. Establishments in these trades reported a combined total of 392 paid employees for the workweek ended nearest November 15, 1948. This compared with a total of 224 employees reported for the week of November 15, 1939.

These preliminary figures have been derived from a Census report on Conecuh County, Alabama. Final figures, superseding the preliminary data for Conecuh County, will be included in a Bulletin for the State of Alabama to be issued in several months. Similar data will be made available this year in preliminary and final form for each of the counties and States. A single copy of the preliminary release for Conecuh County as well as an order blank for other area releases may be obtained by writing to the Bureau of the Census, Washington 25, D. C.

Table 1.—CENSUS OF BUSINESS PRELIMINARY RESULTS FOR 1948, BY TRADE GROUP
CONECUH COUNTY, ALA.

Trade group and kind of business	Number of establishments	1948 sales and receipts (Thousand dollars)	Active proprietors of unincorporated businesses Nov. 1948	Paid employees, workweek ended nearest Nov. 15, 1948	
				Total employees ¹	Full workweek employees
RETAIL TRADE, total.....	196	6,193	191	320	242
Food group.....	101	1,784	100	68	34
Eating and drinking places.....	11	136	11	27	27
General merchandise grp, general stores	26	977	23	58	33
Apparel group.....	8	345	9	20	18
Gasoline service stations.....	17	440	18	36	23
Lumber-building-hardware group.....	9	923	10	38	36
All other retail stores.....	24	1,588	20	73	71
WHOLESALE TRADE.....	10	3,845	10	43	x
SELECTED SERVICE TRADES ^{2/}	19	119	19	29	25

x Not available.

1/ Includes employees paid for less than the full workweek.

2/ See General Description on last page for changes from the 1939 Census of Business in the coverage of Service Trades.

GENERAL DESCRIPTION OF PRELIMINARY RELEASES FOR THE
1948 CENSUS OF BUSINESS

This series of releases, of which one is planned for each county in the United States, presents preliminary results of the 1948 Census of Business. The information is based on reports submitted by business establishments for that Census. The figures shown are preliminary, and are subject to revision in the final Census publications, but the changes are expected to be relatively minor with respect to coverage. The final Census figures will be issued in a series of Business Census bulletins which will show additional detailed kind-of-business information for all places where there are a sufficient number of establishments.

The 1948 Census of Business was taken under the provision of the Act of June 19, 1948, which provides that the Business Census be taken for 1948 and for each fifth year thereafter. Previous Business Censuses were taken for the years 1929, 1933, 1935, and 1939.

Scope of the Census.—The 1948 Census of Business covered all establishments in the following trades, as defined by the Standard Industrial Classification Manual, May 1949 issue, of the Executive Office of the President: all retail trades; all wholesale trades; all service trades in the following four groups—personal services, business services, automobile repairs and services, and miscellaneous repair services; hotels; tourist courts and camps; and amusements, including motion picture theaters. Some important services not covered are radio broadcasting and television, medical and health, legal, educational, nonprofit, accounting, and domestic services.

This coverage is similar to that of the 1939 Business Census. However, "custom trades" and "services incidental to transportation," which are no longer included in the standard classification of the service trades, are not covered by the 1948 Census. In a number of localities, these exclusions as well as other changes in the standard classification may have a considerable effect in comparing

1948 with 1939 data, particularly with respect to establishment count.

Establishment definition.—For Census purposes, a business establishment is defined to include only enterprises conducted from a recognizable place of business, provided that the annual sales were in excess of \$5,000 for a wholesale trade establishment and \$500 for establishments in other trades. A detailed analysis of coverage will be provided in future Census of Business publications.

"Number of establishments" is the number of separate business locations, rather than the number of business companies or organizations, since the Census figures represent information reported separately for each business location or establishment. The establishment count reflects the number of places in business at the end of 1948 excluding administrative and executive offices of multiunit organizations, and "chain store" warehouses.

Sales and receipts.—"1948 sales and receipts" represents sales of merchandise and receipts from repairs and other services to customers. The figures reflect deductions for returned goods and allowances, but not for trade-in allowances; they exclude sales and excise taxes collected from customers and paid directly to any taxing agency.

Proprietors.—"Active proprietors..." represents owners and partners of unincorporated businesses who devoted the major portion of their time to the business in November 1948.

Employment.—"Number of paid employees..." represents all employees on the pay roll for the pay period ending nearest November 15, 1948. "Full workweek" employees, whether regular or seasonal, are those who in the November 15 pay period were paid for working at least the number of hours typically worked in a week by employees of the reporting establishment.

1948 CENSUS OF BUSINESS

RETAIL, WHOLESALE, SERVICE TRADES

U. S. DEPARTMENT OF COMMERCE
BUREAU OF THE CENSUS

PRELIMINARY

For Release May 15, 1950

Release Series BC-1P-01-019

COOSA COUNTY, ALA.

Retail and service establishments located in Coosa County, Alabama, showed a substantial expansion in dollar volume of trade from 1939 to 1948 according to preliminary figures from the 1948 Census of Business released today by the Bureau of the Census U. S. Department of Commerce.

Retail sales in the county during 1948 aggregated \$3.1 million, an increase of 288 percent over the \$0.8 million in 1939, when the preceding Census of Business was taken. The service trades included in the Census of Business recorded receipts totaling \$180,000 in 1948 compared with \$23,000 in 1939.

Employment in the county also rose over the 9-year period between 1939 and 1948 for the above trades. Establishments in these trades reported a combined total of 118 paid employees for the workweek ended nearest November 15, 1948. This compared with a total of 60 employees reported for the week of November 15, 1939.

These preliminary figures have been derived from a Census report on Coosa County, Alabama. Final figures, superseding the preliminary data for Coosa County, will be included in a Bulletin for the State of Alabama to be issued in several months. Similar data will be made available this year in preliminary and final form for each of the counties and States. A single copy of the preliminary release for Coosa County as well as an order blank for other area releases may be obtained by writing to the Bureau of the Census, Washington 25, D. C.

Table 1.—CENSUS OF BUSINESS PRELIMINARY RESULTS FOR 1948, BY TRADE GROUP
COOSA COUNTY, ALA.

Trade group and kind of business	Number of establishments	1948 sales and receipts (Thousand dollars)	Active proprietors of unincorporated businesses Nov. 1948	Paid employees, workweek ended nearest Nov. 15, 1948	
				Total employees ¹	Full workweek employees
RETAIL TRADE, total.....	108	3,051	102	89	68
Food group.....	60	1,172	52	16	8
Eating and drinking places.....	6	34	4	8	6
Gasoline service stations.....	14	319	13	18	17
All other retail stores.....	28	1,526	33	47	37
SELECTED SERVICE TRADES ^{2/}	18	180	19	29	29

^{1/} Includes employees paid for less than the full workweek.

^{2/} See General Description on last page for changes from the 1939 Census of Business in the coverage of Service Trades.

9/215

GENERAL DESCRIPTION OF PRELIMINARY RELEASES FOR THE 1948 CENSUS OF BUSINESS

This series of releases, of which one is planned for each county in the United States, presents preliminary results of the 1948 Census of Business. The information is based on reports submitted by business establishments for that Census. The figures shown are preliminary, and are subject to revision in the final Census publications, but the changes are expected to be relatively minor with respect to coverage. The final Census figures will be issued in a series of Business Census bulletins which will show additional detailed kind-of-business information for all places where there are a sufficient number of establishments.

The 1948 Census of Business was taken under the provision of the Act of June 19, 1948, which provides that the Business Census be taken for 1948 and for each fifth year thereafter. Previous Business Censuses were taken for the years 1929, 1933, 1935, and 1939.

Scope of the Census.—The 1948 Census of Business covered all establishments in the following trades, as defined by the Standard Industrial Classification Manual, May 1949 issue, of the Executive Office of the President: all retail trades; all wholesale trades; all service trades in the following four groups—personal services, business services, automobile repairs and services, and miscellaneous repair services; hotels; tourist courts and camps; and amusements, including motion picture theaters. Some important services not covered are radio broadcasting and television, medical and health, legal, educational, nonprofit, accounting, and domestic services.

This coverage is similar to that of the 1939 Business Census. However, "custom trades" and "services incidental to transportation," which are no longer included in the standard classification of the service trades, are not covered by the 1948 Census. In a number of localities, these exclusions as well as other changes in the standard classification may have a considerable effect in comparing

1948 with 1939 data, particularly with respect to establishment count.

Establishment definition.—For Census purposes, a business establishment is defined to include only enterprises conducted from a recognizable place of business, provided that the annual sales were in excess of \$5,000 for a wholesale trade establishment and \$500 for establishments in other trades. A detailed analysis of coverage will be provided in future Census of Business publications.

"Number of establishments" is the number of separate business locations, rather than the number of business companies or organizations, since the Census figures represent information reported separately for each business location or establishment. The establishment count reflects the number of places in business at the end of 1948 excluding administrative and executive offices of multiunit organizations, and "chain store" warehouses.

Sales and receipts.—"1948 sales and receipts" represents sales of merchandise and receipts from repairs and other services to customers. The figures reflect deductions for returned goods and allowances, but not for trade-in allowances; they exclude sales and excise taxes collected from customers and paid directly to any taxing agency.

Proprietors.—"Active proprietors..." represents owners and partners of unincorporated businesses who devoted the major portion of their time to the business in November 1948.

Employment.—"Number of paid employees..." represents all employees on the pay roll for the pay period ending nearest November 15, 1948. "Full workweek" employees, whether regular or seasonal, are those who in the November 15 pay period were paid for working at least the number of hours typically worked in a week by employees of the reporting establishment.

1948 CENSUS OF BUSINESS

RETAIL, WHOLESALE, SERVICE TRADES

U. S. DEPARTMENT OF COMMERCE
BUREAU OF THE CENSUS

PRELIMINARY

For Release April 10, 1950

Release Series BC-1P-01-020

COVINGTON COUNTY, ALA.

Retail, wholesale, and service establishments located in Covington County, Alabama, showed a substantial expansion in dollar volume of trade from 1939 to 1948 according to preliminary figures from the 1948 Census of Business released today by the Bureau of the Census, U. S. Department of Commerce.

Retail sales in the county during 1948 aggregated \$19.7 million, an increase of 213 percent over the \$6.3 million in 1939, when the preceding Census of Business was taken. Wholesale sales in the county reached a total of \$13.9 million in 1948 as compared with \$3.6 million in 1939. The service trades included in the Census of Business recorded receipts totaling \$877,000 in 1948 compared with \$243,000 in 1939.

Employment in the county also rose over the 9-year period between 1939 and 1948 for the above trades. Establishments in these trades reported a combined total of 1,685 paid employees for the workweek ended nearest November 15, 1948. This compared with a total of 976 employees reported for the week of November 15, 1939.

These preliminary figures have been derived from a Census report on Covington County, Alabama, which also includes data for the cities of Andalusia, Florala, and Opp. Final figures, superseding the preliminary data for Covington County, will be included in a Bulletin for the State of Alabama to be issued in several months. Similar data will be made available this year in preliminary and final form for each of the counties and States. A single copy of the preliminary release for Covington County as well as an order blank for other area releases may be obtained by writing to the Bureau of the Census, Washington 25, D. C.

Table 1.—CENSUS OF BUSINESS PRELIMINARY RESULTS FOR 1948, BY TRADE GROUP

COVINGTON COUNTY, ALA.

Trade group and kind of business	Number of establishments	1948 sales and receipts (Thousand dollars)	Active proprietors of unincorporated businesses Nov. 1948	Paid employees, workweek ended nearest Nov. 15, 1948	
				Total employees ¹	Full workweek employees
RETAIL TRADE, total.....	484	19,727	460	1,100	921
Food group.....	215	5,568	220	172	130
Eating and drinking places.....	75	865	70	112	101
General merchandise grp, general stores.	27	2,010	15	209	122
Apparel group.....	19	752	16	44	38
Furniture-home furnishgs=appliance grp.	25	1,468	22	112	98
Automotive group.....	22	3,091	22	147	147
Gasoline service stations.....	29	728	28	55	51
Lumber-building-hardware group.....	28	2,726	30	134	130
Drug and proprietary stores.....	14	767	11	50	50
All other retail stores.....	30	1,752	26	65	54
WHOLESALE TRADE, total.....	40	13,902	32	366	x
Merchant wholesalers.....	19	5,985	16	218	x
Other types of wholesalers.....	21	7,917	16	148	x
SELECTED SERVICE TRADES, ² total.....	96	877	92	219	207
Personal services.....	57	622	49	191	180
All other service trades.....	39	255	43	28	27

Not available.

¹ Includes employees paid for less than the full workweek.

² See General Description on last page for changes from the 1939 Census of Business in the coverage of Service Trades.

Table 2.—CENSUS OF BUSINESS PRELIMINARY RESULTS FOR 1948 FOR CITIES OF 2,500 INHABITANTS OR MORE

COVINGTON COUNTY, ALA.

(Data omitted for trade groups where necessary to avoid disclosure)

City and trade group ¹	Number of establishments	1948 sales and receipts (Thousand dollars)	Active proprietors of unincorporated businesses Nov. 1948	Paid employees, workweek ended nearest Nov. 15, 1948	
				Total employees ²	Full workweek employees
Andalusia:					
Retail trade.....	150	10,097	141	611	523
Wholesale trade.....	24	7,596	20	278	x
Selected service trades.....	54	608	51	165	154
Floral:					
Retail trade.....	81	2,398	72	162	137
Selected service trades.....	17	146	16	30	30
Opp:					
Retail trade.....	80	4,366	81	239	195
Selected service trades.....	14	97	14	22	21
Remainder of county:^{3/}					
Retail trade.....	173	2,866	166	88	66
Wholesale trade.....	16	6,306	12	88	x
Selected service trades.....	11	26	11	2	2

x Not available.

1/ See General Description on this page for changes from the 1939 Census of Business in the coverage of Service Trades.

2/ Includes employees paid for less than the full workweek.

3/ Includes figures for establishments, other than wholesale, not located in cities of 2,500 inhabitants or more, and wholesale establishments not located in cities of 5,000 or more.

GENERAL DESCRIPTION OF PRELIMINARY RELEASES FOR THE 1948 CENSUS OF BUSINESS

This series of releases, of which one is planned for each county in the United States, presents preliminary results of the 1948 Census of Business. The information is based on reports submitted by business establishments for that Census. The figures shown are preliminary, and are subject to revision in the final Census publications, but the changes are expected to be relatively minor with respect to coverage. The final Census figures will be issued in a series of Business Census bulletins which will show additional detailed kind-of-business information for all places where there are a sufficient number of establishments.

The 1948 Census of Business was taken under the provision of the Act of June 19, 1948, which provides that the Business Census be taken for 1948 and for each fifth year thereafter. Previous Business Censuses were taken for the years 1929, 1933, 1935, and 1939.

Scope of the Census.—The 1948 Census of Business covered all establishments in the following trades, as defined by the Standard Industrial Classification Manual, May 1949 issue, of the Executive Office of the President: all retail trades; all wholesale trades; all service trades in the following four groups—personal services, business services, automobile repairs and services, and miscellaneous repair services; hotels; tourist courts and camps; and amusements, including motion picture theaters. Some important services not covered are radio broadcasting and television, medical and health, legal, educational, nonprofit, accounting, and domestic services.

This coverage is similar to that of the 1939 Business Census. However, "custom trades" and "services incidental to transportation," which are no longer included in the standard classification of the service trades, are not covered by the 1948 Census. In a number of localities, these exclusions as well as

other changes in the standard classification may have a considerable effect in comparing 1948 with 1939 data, particularly with respect to establishment count.

Establishment definition.—For Census purposes, a business establishment is defined to include only enterprises conducted from a recognizable place of business, provided that the annual sales were in excess of \$5,000 for a wholesale trade establishment and \$500 for establishments in other trades. A detailed analysis of coverage will be provided in future Census of Business publications.

"Number of establishments" is the number of separate business locations, rather than the number of business companies or organizations, since the Census figures represent information reported separately for each business location or establishment. The establishment count reflects the number of places in business at the end of 1948 excluding administrative and executive offices of multiunit organizations, and "chain store" warehouses.

Sales and receipts.—"1948 sales and receipts" represents sales of merchandise and receipts from repairs and other services to customers. The figures reflect deductions for returned goods and allowances, but not for trade-in allowances; they exclude sales and excise taxes collected from customers and paid directly to any taxing agency.

Proprietors.—"Active proprietors..." represents owners and partners of unincorporated businesses who devoted the major portion of their time to the business in November 1948.

Employment.—"Number of paid employees..." represents all employees on the pay roll for the pay period ending nearest November 15, 1948. "Full workweek" employees, whether regular or seasonal, are those who in the November 15 pay period were paid for working at least the number of hours typically worked in a week by employees of the reporting establishment.

1948 CENSUS OF BUSINESS

RETAIL, WHOLESALE, SERVICE TRADES

U. S. DEPARTMENT OF COMMERCE
BUREAU OF THE CENSUS

PRELIMINARY

For Release April 10, 1950

Release Series BC-1P-01-021

CRENSHAW COUNTY, ALA.

Retail, wholesale, and service establishments located in Crenshaw County, Alabama, showed a substantial expansion in dollar volume of trade from 1939 to 1948 according to preliminary figures from the 1948 Census of Business released today by the Bureau of the Census, U. S. Department of Commerce.

Retail sales in the county during 1948 aggregated \$6.7 million, an increase of 235 percent over the \$2.0 million in 1939, when the preceding Census of Business was taken. Wholesale sales in the county reached a total of \$3.8 million in 1948 as compared with \$0.9 million in 1939. The service trades included in the Census of Business recorded receipts totaling \$256,000 in 1948 compared with \$110,000 in 1939.

Employment in the county also rose over the 9-year period between 1939 and 1948 for the above trades. Establishments in these trades reported a combined total of 377 paid employees for the workweek ended nearest November 15, 1948. This compared with a total of 271 employees reported for the week of November 15, 1939.

These preliminary figures have been derived from a Census report on Crenshaw County, Alabama. Final figures, superseding the preliminary data for Crenshaw County, will be included in a Bulletin for the State of Alabama to be issued in several months. Similar data will be made available this year in preliminary and final form for each of the counties and States. A single copy of the preliminary release for Crenshaw County as well as an order blank for other area releases may be obtained by writing to the Bureau of the Census, Washington 25, D. C.

Table 1.—CENSUS OF BUSINESS PRELIMINARY RESULTS FOR 1948, BY TRADE GROUP

CRENSHAW COUNTY, ALA.

Trade group and kind of business	Number of establishments	1948 sales and receipts (Thousand dollars)	Active proprietors of unincorporated businesses Nov. 1948	Paid employees, workweek ended nearest Nov. 15, 1948	
				Total employees ¹	Full workweek employees
RETAIL TRADE, total.....	199	6,697	200	261	245
Food group.....	91	1,701	91	33	28
Eating and drinking places.....	26	245	23	40	38
General merchandise grp, general stores	26	1,419	27	52	47
Furniture-home furnishgs-appliance grp	7	184	9	4	3
Automotive group.....	5	1,217	2	49	49
Gasoline service stations.....	20	374	20	17	17
Lumber-building-hardware group.....	9	735	11	37	36
Drug and proprietary stores.....	6	133	7	8	7
All other retail stores.....	9	689	10	21	20
WHOLESALE TRADE.....	8	3,767	8	71	x
SELECTED SERVICE TRADES, ² /total.....	28	256	28	45	43
Personal services.....	16	173	15	35	33
All other service trades.....	12	83	13	10	10

x Not available.

¹/ Includes employees paid for less than the full workweek.

²/ See General Description on last page for changes from the 1939 Census of Business in the coverage of Service Trades.

GENERAL DESCRIPTION OF PRELIMINARY RELEASES FOR THE 1948 CENSUS OF BUSINESS

This series of releases, of which one is planned for each county in the United States, presents preliminary results of the 1948 Census of Business. The information is based on reports submitted by business establishments for that Census. The figures shown are preliminary, and are subject to revision in the final Census publications, but the changes are expected to be relatively minor with respect to coverage. The final Census figures will be issued in a series of Business Census bulletins which will show additional detailed kind-of-business information for all places where there are a sufficient number of establishments.

The 1948 Census of Business was taken under the provision of the Act of June 19, 1948, which provides that the Business Census be taken for 1948 and for each fifth year thereafter. Previous Business Censuses were taken for the years 1929, 1933, 1935, and 1939.

Scope of the Census.—The 1948 Census of Business covered all establishments in the following trades, as defined by the Standard Industrial Classification Manual, May 1949 issue, of the Executive Office of the President: all retail trades; all wholesale trades; all service trades in the following four groups—personal services, business services, automobile repairs and services, and miscellaneous repair services; hotels; tourist courts and camps; and amusements, including motion picture theaters. Some important services not covered are radio broadcasting and television, medical and health, legal, educational, nonprofit, accounting, and domestic services.

This coverage is similar to that of the 1939 Business Census. However, "custom trades" and "services incidental to transportation," which are no longer included in the standard classification of the service trades, are not covered by the 1948 Census. In a number of localities, these exclusions as well as other changes in the standard classification may have a considerable effect in comparing

1948 with 1939 data, particularly with respect to establishment count.

Establishment definition.—For Census purposes, a business establishment is defined to include only enterprises conducted from a recognizable place of business, provided that the annual sales were in excess of \$5,000 for a wholesale trade establishment and \$500 for establishments in other trades. A detailed analysis of coverage will be provided in future Census of Business publications.

"Number of establishments" is the number of separate business locations, rather than the number of business companies or organizations, since the Census figures represent information reported separately for each business location or establishment. The establishment count reflects the number of places in business at the end of 1948 excluding administrative and executive offices of multiunit organizations, and "chain store" warehouses.

Sales and receipts.—"1948 sales and receipts" represents sales of merchandise and receipts from repairs and other services to customers. The figures reflect deductions for returned goods and allowances, but not for trade-in allowances; they exclude sales and excise taxes collected from customers and paid directly to any taxing agency.

Proprietors.—"Active proprietors..." represents owners and partners of unincorporated businesses who devoted the major portion of their time to the business in November 1948.

Employment.—"Number of paid employees..." represents all employees on the pay roll for the pay period ending nearest November 15, 1948. "Full workweek" employees, whether regular or seasonal, are those who in the November 15 pay period were paid for working at least the number of hours typically worked in a week by employees of the reporting establishment.

1948 CENSUS OF BUSINESS

RETAIL, WHOLESALE, SERVICE TRADES

U. S. DEPARTMENT OF COMMERCE
BUREAU OF THE CENSUS

PRELIMINARY

For Release April 10, 1950

Release Series BC-1P-01-022

CULLMAN COUNTY, ALA.

Retail, wholesale, and service establishments located in Cullman County, Alabama, showed a substantial expansion in dollar volume of trade from 1939 to 1948 according to preliminary figures from the 1948 Census of Business released today by the Bureau of the Census, U. S. Department of Commerce.

Retail sales in the county during 1948 aggregated \$17.6 million, an increase of 203 percent over the \$5.8 million in 1939, when the preceding Census of Business was taken. Wholesale sales in the county reached a total of \$10.6 million in 1948 as compared with \$4.2 million in 1939. The service trades included in the Census of Business recorded receipts totaling \$873,000 in 1948 compared with \$250,000 in 1939.

Employment in the county also rose over the 9-year period between 1939 and 1948 for the above trades. Establishments in these trades reported a combined total of 1,436 paid employees for the workweek ended nearest November 15, 1948. This compared with a total of 962 employees reported for the week of November 15, 1939.

These preliminary figures have been derived from a Census report on Cullman County, Alabama, which also includes data for the city of Cullman. Final figures, superseding the preliminary data for Cullman County, will be included in a Bulletin for the State of Alabama to be issued in several months. Similar data will be made available this year in preliminary and final form for each of the counties and States. A single copy of the preliminary release for Cullman County as well as an order blank for other area releases may be obtained by writing to the Bureau of the Census, Washington 25, D. C.

Table 1.—CENSUS OF BUSINESS PRELIMINARY RESULTS FOR 1948, BY TRADE GROUP
CULLMAN COUNTY, ALA.

Trade group and kind of business	Number of establishments	1948 sales and receipts (Thousand dollars)	Active proprietors of unincorporated businesses Nov. 1948	Paid employees, workweek ended nearest Nov. 15, 1948	
				Total employees ¹	Full workweek employees
RETAIL TRADE, total.....	384	17,572	397	1,064	849
Food group.....	199	5,137	208	117	92
Eating and drinking places.....	35	604	38	127	96
General merchandise grp, general stores.....	19	2,269	15	195	138
Apparel group.....	18	1,398	16	204	149
Furniture-home furnishings-appliance grp.....	15	1,042	16	58	56
Automotive group.....	25	3,755	23	155	145
Gasoline service stations.....	35	1,211	35	65	52
Lumber-building-hardware group.....	9	938	16	63	59
Drug and proprietary stores.....	5	491	5	43	27
All other retail stores.....	24	727	25	37	35
WHOLESALE TRADE, total.....	35	10,600	39	196	x
Merchant wholesalers.....	21	5,161	26	121	x
Other types of wholesalers.....	14	5,439	13	75	x
SELECTED SERVICE TRADES, ^{2/} total.....	82	873	92	176	156
Personal services.....	50	550	59	144	134
All other service trades.....	32	323	33	32	22

x Not available.

1/ Includes employees paid for less than the full workweek.

2/ See General Description on last page for changes from the 1939 Census of Business in the coverage of Service Trades.

Table 2.—CENSUS OF BUSINESS PRELIMINARY RESULTS FOR 1948 FOR CITIES OF 2,500 INHABITANTS OR MORE

CULLMAN COUNTY, ALA.

(Data omitted for trade groups where necessary to avoid disclosure)

City and trade group ¹	Number of establishments	1948 sales and receipts (Thousand dollars)	Active proprietors of unincorporated businesses Nov. 1948	Paid employees, workweek ended nearest Nov. 15, 1948	
				Total employees ²	Full workweek employees
Gullman:					
Retail trade.....	180	13,030	183	928	735
Selected service trades....	61	751	72	164	148
Remainder of county:					
Retail trade.....	204	4,542	214	136	114
Selected service trades....	21	122	20	12	8

1/ See General Description on this page for changes from the 1939 Census of Business in the coverage of Service Trades.

2/ Includes employees paid for less than the full workweek.

GENERAL DESCRIPTION OF PRELIMINARY RELEASES FOR THE 1948 CENSUS OF BUSINESS

This series of releases, of which one is planned for each county in the United States, presents preliminary results of the 1948 Census of Business. The information is based on reports submitted by business establishments for that Census. The figures shown are preliminary, and are subject to revision in the final Census publications, but the changes are expected to be relatively minor with respect to coverage. The final Census figures will be issued in a series of Business Census bulletins which will show additional detailed kind-of-business information for all places where there are a sufficient number of establishments.

The 1948 Census of Business was taken under the provision of the Act of June 19, 1948, which provides that the Business Census be taken for 1948 and for each fifth year thereafter. Previous Business Censuses were taken for the years 1929, 1933, 1936, and 1939.

Scope of the Census.—The 1948 Census of Business covered all establishments in the following trades, as defined by the Standard Industrial Classification Manual, May 1949 issue, of the Executive Office of the President: all retail trades; all wholesale trades; all service trades in the following four groups—personal services, business services, automobile repairs and services, and miscellaneous repair services; hotels; tourist courts and camps; and amusements, including motion picture theaters. Some important services not covered are radio broadcasting and television, medical and health, legal, educational, nonprofit, accounting, and domestic services.

This coverage is similar to that of the 1939 Business Census. However, "custom trades" and "services incidental to transportation," which are no longer included in the standard classification of the service trades, are not covered by the 1948 Census. In a number of localities, these exclusions as well as

other changes in the standard classification may have a considerable effect in comparing 1948 with 1939 data, particularly with respect to establishment count.

Establishment definition.—For Census purposes, a business establishment is defined to include only enterprises conducted from a recognizable place of business, provided that the annual sales were in excess of \$5,000 for a wholesale trade establishment and \$500 for establishments in other trades. A detailed analysis of coverage will be provided in future Censuses of Business publications.

"Number of establishments" is the number of separate business locations, rather than the number of business companies or organizations, since the Census figures represent information reported separately for each business location or establishment. The establishment count reflects the number of places in business at the end of 1948 excluding administrative and executive offices of multiunit organizations, and "chain store" warehouses.

Sales and receipts.—"1948 sales and receipts" represents sales of merchandise and receipts from repairs and other services to customers. The figures reflect deductions for returned goods and allowances, but not for trade-in allowances; they exclude sales and excise taxes collected from customers and paid directly to any taxing agency.

Proprietors.—"Active proprietors..." represents owners and partners of unincorporated businesses who devoted the major portion of their time to the business in November 1948.

Employment.—"Number of paid employees..." represents all employees on the pay roll for the pay period ending nearest November 15, 1948. "Full workweek" employees, whether regular or seasonal, are those who in the November 15 pay period were paid for working at least the number of hours typically worked in a week by employees of the reporting establishment.

1948 CENSUS OF BUSINESS

U. S. DEPARTMENT OF COMMERCE
BUREAU OF THE CENSUS

RETAIL, WHOLESALE, SERVICE TRADES

PRELIMINARY

For Release May 4, 1950

Release Series BC-1P-01-023

DALE COUNTY, ALA.

Retail and service establishments located in Dale County, Alabama, showed a substantial expansion in dollar volume of trade from 1939 to 1948 according to preliminary figures from the 1948 Census of Business released today by the Bureau of the Census, U. S. Department of Commerce.

Retail sales in the county during 1948 aggregated \$6.5 million, an increase of 306 percent over the \$1.6 million in 1939, when the preceding Census of Business was taken. The service trades included in the Census of Business recorded receipts totaling \$269,000 in 1948 compared with \$53,000 in 1939.

Employment in the county also rose over the 9-year period between 1939 and 1948 for the above trades. Establishments in these trades reported a combined total of 336 paid employees for the workweek ended nearest November 15, 1948. This compared with a total of 204 employees reported for the week of November 15, 1939.

These preliminary figures have been derived from a Census report on Dale County, Alabama, which also includes data for the city of Ozark. Final figures, superseding the preliminary data for Dale County, will be included in a Bulletin for the State of Alabama to be issued in several months. Similar data will be made available this year in preliminary and final form for each of the counties and States. A single copy of the preliminary release for Dale County as well as an order blank for other area releases may be obtained by writing to the Bureau of the Census, Washington 25, D. C.

Table 1.—CENSUS OF BUSINESS PRELIMINARY RESULTS FOR 1948, BY TRADE GROUP

DALE COUNTY, ALA.

Trade group and kind of business	Number of establishments	1948 sales and receipts (Thousand dollars)	Active proprietors of unincorporated businesses Nov. 1948	Paid employees, workweek ended nearest Nov. 15, 1948	
				Total employees ¹	Full workweek employees
RETAIL TRADE, total.....	222	6,477	222	273	230
Food group.....	114	2,606	115	49	40
Eating and drinking places.....	11	142	11	32	26
General merchandise grp, general stores	11	721	10	49	27
Apparel group.....	5	227	6	13	11
Furniture-home furnishgs-appliance grp	9	414	10	18	17
Automotive group.....	6	753	6	33	33
Gasoline service stations.....	44	511	42	30	29
Lumber-building-hardware group.....	6	324	5	16	16
Drug and proprietary stores.....	6	298	6	21	21
All other retail stores.....	10	481	11	12	10
SELECTED SERVICE TRADES, ² /total.....	47	269	48	63	56
Personal services.....	31	169	32	50	43
All other service trades.....	16	100	16	13	13
AMUSEMENTS.....	6	73	6	16	x

x Not available.

¹/ Includes employees paid for less than the full workweek.

²/ See General Description on last page for changes from the 1939 Census of Business in the coverage of Service Trades.

Table 2.—CENSUS OF BUSINESS PRELIMINARY RESULTS FOR 1948 FOR CITIES OF 2,500 INHABITANTS OR MORE
DALE COUNTY, ALA.

(Data omitted for trade groups where necessary to avoid disclosure)

City and trade group ¹	Number of establishments	1948 sales and receipts (Thousand dollars)	Active proprietors of unincorporated businesses Nov. 1948	Paid employees, workweek ended nearest Nov. 15, 1948	
				Total employees ²	Full workweek employees
Ozark:					
Retail trade.....	100	4,404	101	231	194
Selected service trades....	29	224	29	56	50
Remainder of county:					
Retail trade.....	122	2,073	121	42	36
Selected service trades....	18	45	19	7	6

1/ See General Description on this page for changes from the 1939 Census of Business in the coverage of Service Trades.

2/ Includes employees paid for less than the full workweek.

GENERAL DESCRIPTION OF PRELIMINARY RELEASES FOR THE 1948 CENSUS OF BUSINESS

This series of releases, of which one is planned for each county in the United States, presents preliminary results of the 1948 Census of Business. The information is based on reports submitted by business establishments for that Census. The figures shown are preliminary, and are subject to revision in the final Census publications, but the changes are expected to be relatively minor with respect to coverage. The final Census figures will be issued in a series of Business Census bulletins which will show additional detailed kind-of-business information for all places where there are a sufficient number of establishments.

The 1948 Census of Business was taken under the provision of the Act of June 19, 1948, which provides that the Business Census be taken for 1948 and for each fifth year thereafter. Previous Business Censuses were taken for the years 1929, 1933, 1935, and 1939.

Scope of the Census.—The 1948 Census of Business covered all establishments in the following trades, as defined by the Standard Industrial Classification Manual, May 1949 issue, of the Executive Office of the President: all retail trades; all wholesale trades; all service trades in the following four groups—personal services, business services, automobile repairs and services, and miscellaneous repair services; hotels; tourist courts and camps; and amusements, including motion picture theaters. Some important services not covered are radio broadcasting and television, medical and health, legal, educational, nonprofit, accounting, and domestic services.

This coverage is similar to that of the 1939 Business Census. However, "custom trades" and "services incidental to transportation," which are no longer included in the standard classification of the service trades, are not covered by the 1948 Census. In a number of localities, these exclusions as well as other changes in the standard classification may have

considerable effect in comparing 1948 with 1939 data, particularly with respect to establishment count.

Establishment definition.—For Census purposes, a business establishment is defined to include only enterprises conducted from a recognizable place of business, provided that the annual sales were in excess of \$5,000 for a wholesale trade establishment and \$500 for establishments in other trades. A detailed analysis of coverage will be provided in future Census of Business publications.

"Number of establishments" is the number of separate business locations, rather than the number of business companies or organizations, since the Census figures represent information reported separately for each business location or establishment. The establishment count reflects the number of places in business at the end of 1948 excluding administrative and executive offices of multiunit organizations, and "chain store" warehouses.

Sales and receipts.—"1948 sales and receipts" represents sales of merchandise and receipts from repairs and other services to customers. The figures reflect deductions for returned goods and allowances, but not for trade-in allowances; they exclude sales and excise taxes collected from customers and paid directly to any taxing agency.

Proprietors.—"Active proprietors..." represents owners and partners of unincorporated businesses who devoted the major portion of their time to the business in November 1948.

Employment.—"Number of paid employees..." represents all employees on the pay roll for the pay period ending nearest November 15, 1948. "Full workweek" employees, whether regular or seasonal, are those who in the November 15 pay period were paid for working at least the number of hours typically worked in a week by employees of the reporting establishment.

1948 CENSUS OF BUSINESS

RETAIL, WHOLESALE, SERVICE TRADES

U. S. DEPARTMENT OF COMMERCE
BUREAU OF THE CENSUS

PRELIMINARY

For Release April 12, 1950

Release Series BC-1P-01-024

DALLAS COUNTY, ALA.

Retail, wholesale, and service establishments located in Dallas County, Alabama, showed a substantial expansion in dollar volume of trade from 1939 to 1948 according to preliminary figures from the 1948 Census of Business released today by the Bureau of the Census, U. S. Department of Commerce.

Retail sales in the county during 1948 aggregated \$29.8 million, an increase of 259 percent over the \$8.3 million in 1939, when the preceding Census of Business was taken. Wholesale sales in the county reached a total of \$25.4 million in 1948 as compared with \$14.0 million in 1939. The service trades included in the Census of Business recorded receipts totaling \$1.5 million in 1948 compared with \$0.4 million in 1939.

Employment in the county also rose over the 9-year period between 1939 and 1948 for the above trades. Establishments in these trades reported a combined total of 2,739 paid employees for the workweek ended nearest November 15, 1948. This compared with a total of 1,771 employees reported for the week of November 15, 1939.

These preliminary figures have been derived from a Census report on Dallas County, Alabama, which also includes data for the city of Selma. Final figures, superseding the preliminary data for Dallas County, will be included in a Bulletin for the State of Alabama to be issued in several months. Similar data will be made available this year in preliminary and final form for each of the counties and States. A single copy of the preliminary release for Dallas County as well as an order blank for other area releases may be obtained by writing to the Bureau of the Census, Washington 25, D. C.

Table 1.—CENSUS OF BUSINESS PRELIMINARY RESULTS FOR 1948, BY TRADE GROUP
DALLAS COUNTY, ALA.

Trade group and kind of business	Number of establishments	1948 sales and receipts (Thousand dollars)	Active proprietors of unincorporated businesses Nov. 1948	Paid employees, workweek ended nearest Nov. 15, 1948	
				Total employees ¹	Full workweek employees
RETAIL TRADE, total.....	465	29,816	467	1,869	1,489
Food group.....	199	7,052	200	273	181
Eating and drinking places.....	66	1,485	71	272	257
General merchandise grp, general stores	41	5,126	38	407	252
Apparel group.....	18	2,236	14	184	129
Furniture-home furnishgs-appliance grp	17	1,212	19	55	53
Automotive group.....	24	5,276	24	205	202
Gasoline service stations.....	41	1,540	41	87	79
Drug and proprietary stores.....	8	1,019	7	106	96
All other retail stores.....	51	4,870	53	280	240
WHOLESALE TRADE, total.....	58	25,369	57	505	x
Merchant wholesalers.....	41	18,761	44	452	x
Petroleum bulk plants, terminals.....	10	2,630	9	27	x
Other types of wholesalers.....	7	3,978	4	26	x
SELECTED SERVICE TRADES, ^{2/} total.....	115	1,484	121	365	352
Personal services.....	62	874	68	273	264
All other service trades.....	53	610	53	92	88

x Not available.

^{1/} Includes employees paid for less than the full workweek.

^{2/} See General Description on last page for changes from the 1939 Census of Business in the coverage of Service Trades.

Table 2.—CENSUS OF BUSINESS PRELIMINARY RESULTS FOR 1948 FOR CITIES OF 2,500 INHABITANTS OR MORE

DALLAS COUNTY, ALA.

(Data omitted for trade groups where necessary to avoid disclosure)

City and trade group	Number of establishments	1948 sales and receipts (Thousand dollars)	Active proprietors of unincorporated businesses Nov. 1948	Paid employees, workweek ended nearest Nov. 15, 1948	
				Total employees ¹	Full workweek employees
Selma:					
Retail trade.....	289	25,458	282	1,706	1,371
Remainder of county:					
Retail trade.....	176	4,358	185	163	118

¹/ Includes employees paid for less than the full workweek.

GENERAL DESCRIPTION OF PRELIMINARY RELEASES FOR THE 1948 CENSUS OF BUSINESS

This series of releases, of which one is planned for each county in the United States, presents preliminary results of the 1948 Census of Business. The information is based on reports submitted by business establishments for that Census. The figures shown are preliminary, and are subject to revision in the final Census publications, but the changes are expected to be relatively minor with respect to coverage. The final Census figures will be issued in a series of Business Census bulletins which will show additional detailed kind-of-business information for all places where there are a sufficient number of establishments.

The 1948 Census of Business was taken under the provision of the Act of June 19, 1948, which provides that the Business Censuses be taken for 1948 and for each fifth year thereafter. Previous Business Censuses were taken for the years 1929, 1933, 1935, and 1939.

Scope of the Census.—The 1948 Census of Business covered all establishments in the following trades, as defined by the Standard Industrial Classification Manual, May 1949 issue, of the Executive Office of the President: all retail trades; all wholesale trades; all service trades in the following four groups—personal services, business services, automobile repairs and services, and miscellaneous repair services; hotels; tourist courts and camps; and amusements, including motion picture theaters. Some important services not covered are radio broadcasting and television, medical and health, legal, educational, nonprofit, accounting, and domestic services.

This coverage is similar to that of the 1939 Business Census. However, "custom trades" and "services incidental to transportation," which are no longer included in the standard classification of the service trades, are not covered by the 1948 Censuses. In a number of localities, these exclusions as well as

other changes in the standard classification may have a considerable effect in comparing 1948 with 1939 data, particularly with respect to establishment count.

Establishment definition.—For Census purposes, a business establishment is defined to include only enterprises conducted from a recognizable place of business, provided that the annual sales were in excess of \$5,000 for a wholesale trade establishment and \$500 for establishments in other trades. A detailed analysis of coverage will be provided in future Census of Business publications.

"Number of establishments" is the number of separate business locations, rather than the number of business companies or organizations, since the Census figures represent information reported separately for each business location or establishment. The establishment count reflects the number of places in business at the end of 1948 excluding administrative and executive offices of multiunit organizations, and "chain store" warehouses.

Sales and receipts.—"1948 sales and receipts" represents sales of merchandise and receipts from repairs and other services to customers. The figures reflect deductions for returned goods and allowances, but not for trade-in allowances; they exclude sales and excise taxes collected from customers and paid directly to any taxing agency.

Proprietors.—"Active proprietors..." represents owners and partners of unincorporated businesses who devoted the major portion of their time to the business in November 1948.

Employment.—"Number of paid employees..." represents all employees on the pay roll for the pay period ending nearest November 15, 1948. "Full workweek" employees, whether regular or seasonal, are those who in the November 15 pay period were paid for working at least the number of hours typically worked in a week by employees of the reporting establishment.

1948 CENSUS OF BUSINESS

RETAIL, WHOLESALE, SERVICE TRADES

U. S. DEPARTMENT OF COMMERCE
BUREAU OF THE CENSUS

PRELIMINARY

For Release April 24, 1950

Release Series BC-1P-01-025

DE KALB COUNTY, ALA.

Retail, wholesale, and service establishments located in DeKalb County, Alabama, showed a substantial expansion in dollar volume of trade from 1939 to 1948 according to preliminary figures from the 1948 Census of Business released today by the Bureau of the Census, U. S. Department of Commerce.

Retail sales in the county during 1948 aggregated \$14.4 million, an increase of 300 percent over the \$3.6 million in 1939, when the preceding Census of Business was taken. Wholesale sales in the county reached a total of \$5.4 million in 1948 as compared with \$1.5 million in 1939. The service trades included in the Census of Business recorded receipts totaling \$597,000 in 1948 compared with \$148,000 in 1939.

Employment in the county also rose over the 9-year period between 1939 and 1948 for the above trades. Establishments in these trades reported a combined total of 805 paid employees for the workweek ended nearest November 15, 1948. This compared with a total of 466 employees reported for the week of November 15, 1939.

These preliminary figures have been derived from a Census report on DeKalb County, Alabama, which also includes data for the city of Fort Payne. Final figures, superseding the preliminary data for DeKalb County, will be included in a Bulletin for the State of Alabama to be issued in several months. Similar data will be made available this year in preliminary and final form for each of the counties and States. A single copy of the preliminary release for DeKalb County as well as an order blank for other area releases may be obtained by writing to the Bureau of the Census, Washington 25, D. C.

Table 1.—CENSUS OF BUSINESS PRELIMINARY RESULTS FOR 1948, BY TRADE GROUP
DE KALB COUNTY, ALA.

Trade group and kind of business	Number of establishments	1948 sales and receipts (Thousand dollars)	Active proprietors of unincorporated businesses Nov. 1948	Paid employees, workweek ended nearest Nov. 15, 1948	
				Total employees ¹	Full workweek employees
RETAIL TRADE, total.....	408	14,416	429	600	480
Food group.....	168	3,651	175	74	57
Eating and drinking places.....	39	492	44	62	47
General merchandise grp, general stores.....	39	2,777	38	150	105
Apparel group.....	13	348	12	28	16
Furniture-home furnishings-appliance grp.....	21	915	24	29	26
Automotive group.....	19	2,356	15	99	97
Gasoline service stations.....	70	1,196	73	48	36
Lumber-building-hardware group.....	18	1,641	23	61	56
Drug and proprietary stores.....	8	333	12	20	18
All other retail stores.....	13	707	13	29	22
WHOLESALE TRADE.....	17	5,358	15	90	x
SELECTED SERVICE TRADES, ² /total.....	85	597	89	115	102
Personal services.....	48	342	51	96	85
All other service trades.....	37	255	38	19	17
AMUSEMENTS.....	9	161	7	32	x

x Not available.

¹/ Includes employees paid for less than the full workweek.

²/ See General Description on last page for changes from the 1939 Census of Business in the coverage of Service Trades.

Table 2.—CENSUS OF BUSINESS PRELIMINARY RESULTS FOR 1948 FOR CITIES OF 2,500 INHABITANTS OR MORE

DE KALB COUNTY, ALA.

(Data omitted for trade groups where necessary to avoid disclosure)

City and trade group ¹	Number of establishments	1948 sales and receipts (Thousand dollars)	Active proprietors of unincorporated businesses Nov. 1948	Paid employees, workweek ended nearest Nov. 15, 1948	
				Total employees ²	Full workweek employees
Fort Payne:					
Retail trade.....	132	8,345	134	420	350
Selected service trades...	38	348	40	86	79
Remainder of county:					
Retail trade.....	276	6,071	295	180	130
Selected service trades...	47	249	49	29	23

1/ See General Description on this page for changes from the 1939 Census of Business in the coverage of Service Trades.

2/ Includes employees paid for less than the full workweek.

GENERAL DESCRIPTION OF PRELIMINARY RELEASES FOR THE 1948 CENSUS OF BUSINESS

This series of releases, of which one is planned for each county in the United States, presents preliminary results of the 1948 Census of Business. The information is based on reports submitted by business establishments for that Census. The figures shown are preliminary, and are subject to revision in the final Census publications, but the changes are expected to be relatively minor with respect to coverage. The final Census figures will be issued in a series of Business Census bulletins which will show additional detailed kind-of-business information for all places where there are a sufficient number of establishments.

The 1948 Census of Business was taken under the provision of the Act of June 19, 1948, which provides that the Business Census be taken for 1948 and for each fifth year thereafter. Previous Business Censuses were taken for the years 1929, 1933, 1935, and 1939.

Scope of the Census.—The 1948 Census of Business covered all establishments in the following trades, as defined by the Standard Industrial Classification Manual, May 1949 issue, of the Executive Office of the President: all retail trades; all wholesale trades; all service trades in the following four groups—personal services, business services, automobile repairs and services, and miscellaneous repair services; hotels; tourist courts and camps; and amusements, including motion picture theaters. Some important services not covered are radio broadcasting and television, medical and health, legal, educational, nonprofit, accounting, and domestic services.

This coverage is similar to that of the 1939 Business Census. However, "custom trades" and "services incidental to transportation," which are no longer included in the standard classification of the service trades, are not covered by the 1948 Census. In a number of localities, these exclusions as well as other changes in the standard classification may have

a considerable effect in comparing 1948 with 1939 data, particularly with respect to establishment count.

Establishment definition.—For Census purposes, a business establishment is defined to include only enterprises conducted from a recognizable place of business, provided that the annual sales were in excess of \$5,000 for a wholesale trade establishment and \$500 for establishments in other trades. A detailed analysis of coverage will be provided in future Census of Business publications.

"Number of establishments" is the number of separate business locations, rather than the number of business companies or organizations, since the Census figures represent information reported separately for each business location or establishment. The establishment count reflects the number of places in business at the end of 1948 excluding administrative and executive offices of multiunit organizations, and "chain store" warehouses.

Sales and receipts.—"1948 sales and receipts" represents sales of merchandise and receipts from repairs and other services to customers. The figures reflect deductions for returned goods and allowances, but not for trade-in allowances; they exclude sales and excise taxes collected from customers and paid directly to any taxing agency.

Proprietors.—"Active proprietors..." represents owners and partners of unincorporated businesses who devoted the major portion of their time to the business in November 1948.

Employment.—"Number of paid employees..." represents all employees on the pay roll for the pay period ending nearest November 15, 1948. "Full workweek" employees, whether regular or seasonal, are those who in the November 15 pay period were paid for working at least the number of hours typically worked in a week by employees of the reporting establishment.

1948 CENSUS OF BUSINESS

RETAIL, WHOLESALE, SERVICE TRADES

U. S. DEPARTMENT OF COMMERCE
BUREAU OF THE CENSUS

PRELIMINARY

For Release April 12, 1950

Release Series BC-1P-01-026

ELMORE COUNTY, ALA.

Retail and service establishments located in Elmore County, Alabama, showed a substantial expansion in dollar volume of trade from 1939 to 1948 according to preliminary figures from the 1948 Census of Business released today by the Bureau of the Census, U. S. Department of Commerce.

Retail sales in the county during 1948 aggregated \$11.7 million, an increase of 244 percent over the \$3.4 million in 1939, when the preceding Census of Business was taken. The service trades included in the Census of Business recorded receipts totaling \$436,000 in 1948 compared with \$135,000 in 1939.

Employment in the county also rose over the 9-year period between 1939 and 1948 for the above trades. Establishments in these trades reported a combined total of 598 paid employees for the workweek ended nearest November 15, 1948. This compared with a total of 444 employees reported for the week of November 15, 1939.

These preliminary figures have been derived from a Census report on Elmore County, Alabama, which also includes data for the city of Wetumpka. Final figures, superseding the preliminary data for Elmore County, will be included in a Bulletin for the State of Alabama to be issued in several months. Similar data will be made available this year in preliminary and final form for each of the counties and States. A single copy of the preliminary release for Elmore County as well as an order blank for other area releases may be obtained by writing to the Bureau of the Census, Washington 25, D. C.

Table 1.—CENSUS OF BUSINESS PRELIMINARY RESULTS FOR 1948, BY TRADE GROUP
ELMORE COUNTY, ALA.

Trade group and kind of business	Number of establishments	1948 sales and receipts (Thousand dollars)	Active proprietors of unincorporated businesses Nov. 1948	Paid employees, workweek ended nearest Nov. 15, 1948	
				Total employees ¹	Full workweek employees
RETAIL TRADE, total.....	321	11,710	318	514	394
Food group.....	149	3,782	153	95	60
Eating and drinking places.....	27	227	26	29	27
General merchandise grp, general stores.	35	2,072	35	111	73
Apparel group.....	9	524	13	25	21
Furniture-home furnishgs-appliance grp.	12	584	6	45	40
Automotive group.....	17	1,746	15	73	68
Gasoline service stations.....	36	964	36	43	37
Lumber-building-hardware group.....	14	1,023	11	48	35
Drug and proprietary stores.....	10	384	11	28	18
All other retail stores.....	12	404	12	17	15
SELECTED SERVICE TRADES, ^{2/} total.....	73	436	72	84	73
Personal services.....	45	222	44	62	55
All other service trades.....	28	214	28	22	18
AMUSEMENTS.....	8	166	5	31	x

x Not available.

1/ Includes employees paid for less than the full workweek.

2/ See General Description on last page for changes from the 1939 Census of Business in the coverage of Service Trades.

Table 2.—CENSUS OF BUSINESS PRELIMINARY RESULTS FOR 1948 FOR CITIES OF 2,500 INHABITANTS OR MORE
ELMORE COUNTY, ALA.

(Data omitted for trade groups where necessary to avoid disclosure)

City and trade group ¹	Number of establishments	1948 sales and receipts (Thousand dollars)	Active proprietors of unincorporated businesses Nov. 1948	Paid employees, workweek ended nearest Nov. 15, 1948	
				Total employees ²	Full workweek employees
Wetumpka:					
Retail trade.....	69	4,228	64	223	180
Selected service trades...	28	138	28	27	24
Remainder of county:					
Retail trade.....	252	7,482	254	291	214
Selected service trades...	45	298	44	57	49

1/ See General Description on this page for changes from the 1939 Census of Business in the coverage of Service Trades.

2/ Includes employees paid for less than the full workweek.

GENERAL DESCRIPTION OF PRELIMINARY RELEASES FOR THE 1948 CENSUS OF BUSINESS

This series of releases, of which one is planned for each county in the United States, presents preliminary results of the 1948 Census of Business. The information is based on reports submitted by business establishments for that Census. The figures shown are preliminary, and are subject to revision in the final Census publications, but the changes are expected to be relatively minor with respect to coverage. The final Census figures will be issued in a series of Business Census bulletins which will show additional detailed kind-of-business information for all places where there are a sufficient number of establishments.

The 1948 Census of Business was taken under the provision of the Act of June 19, 1948, which provides that the Business Census be taken for 1948 and for each fifth year thereafter. Previous Business Censuses were taken for the years 1929, 1933, 1935, and 1939.

Scope of the Census.—The 1948 Census of Business covered all establishments in the following trades, as defined by the Standard Industrial Classification Manual, May 1949 issue, of the Executive Office of the President: all retail trades; all wholesale trades; all service trades in the following four groups—personal services, business services, automobile repairs and services, and miscellaneous repair services; hotels; tourist courts and camps; and amusements, including motion picture theaters. Some important services not covered are radio broadcasting and television, medical and health, legal, educational, nonprofit, accounting, and domestic services.

This coverage is similar to that of the 1939 Business Census. However, "custom trades" and "services incidental to transportation," which are no longer included in the standard classification of the service trades, are not covered by the 1948 Census. In a number of localities, these exclusions as well as

other changes in the standard classification may have a considerable effect in comparing 1948 with 1939 data, particularly with respect to establishment count.

Establishment definition.—For Census purposes, a business establishment is defined to include only enterprises conducted from a recognizable place of business, provided that the annual sales were in excess of \$5,000 for a wholesale trade establishment and \$500 for establishments in other trades. A detailed analysis of coverage will be provided in future Census of Business publications.

"Number of establishments" is the number of separate business locations, rather than the number of business companies or organizations, since the Census figures represent information reported separately for each business location or establishment. The establishment count reflects the number of places in business at the end of 1948 excluding administrative and executive offices of multiunit organizations, and "chain store" warehouses.

Sales and receipts.—"1948 sales and receipts" represents sales of merchandise and receipts from repairs and other services to customers. The figures reflect deductions for returned goods and allowances, but not for trade-in allowances; they exclude sales and excise taxes collected from customers and paid directly to any taxing agency.

Proprietors.—"Active proprietors..." represents owners and partners of unincorporated businesses who devoted the major portion of their time to the business in November 1948.

Employment.—"Number of paid employees..." represents all employees on the pay roll for the pay period ending nearest November 15, 1948. "Full workweek" employees, whether regular or seasonal, are those who in the November 15 pay period were paid for working at least the number of hours typically worked in a week by employees of the reporting establishment.

1948 CENSUS OF BUSINESS

RETAIL, WHOLESALE, SERVICE TRADES

U. S. DEPARTMENT OF COMMERCE
BUREAU OF THE CENSUS

PRELIMINARY

For Release April 10, 1950

Release Series BC-1P-01-027

ESCAMBIA COUNTY, ALA.

Retail, wholesale, and service establishments located in Escambia County, Alabama, showed a substantial expansion in dollar volume of trade from 1939 to 1948 according to preliminary figures from the 1948 Census of Business released today by the Bureau of the Census, U. S. Department of Commerce.

Retail sales in the county during 1948 aggregated \$18.9 million, an increase of 263 percent over the \$5.2 million in 1939, when the preceding Census of Business was taken. Wholesale sales in the county reached a total of \$9.8 million in 1948 as compared with \$1.5 million in 1939. The service trades included in the Census of Business recorded receipts totaling \$839,000 in 1948 compared with \$123,000 in 1939.

Employment in the county also rose over the 9-year period between 1939 and 1948 for the above trades. Establishments in these trades reported a combined total of 1,319 paid employees for the workweek ended nearest November 15, 1948. This compared with a total of 691 employees reported for the week of November 15, 1939.

These preliminary figures have been derived from a Census report on Escambia County, Alabama, which also includes data for the cities of Atmore and Brewton. Final figures, superseding the preliminary data for Escambia County, will be included in a Bulletin for the State of Alabama to be issued in several months. Similar data will be made available this year in preliminary and final form for each of the counties and States. A single copy of the preliminary release for Escambia County as well as an order blank for other area releases may be obtained by writing to the Bureau of the Census, Washington 25, D. C.

Table 1.--CENSUS OF BUSINESS PRELIMINARY RESULTS FOR 1948, BY TRADE GROUP
ESCAMBIA COUNTY, ALA.

Trade group and kind of business	Number of establishments	1948 sales and receipts (Thousand dollars)	Active proprietors of unincorporated businesses Nov. 1948	Paid employees, workweek ended nearest Nov. 15, 1948	
				Total employees ¹	Full workweek employees
RETAIL TRADE, total.....	407	18,862	405	973	777
Food group.....	171	4,453	171	170	113
Eating and drinking places.....	52	730	53	116	85
General merchandise grp, general stores.....	30	1,584	28	119	71
Apparel group.....	23	1,187	26	73	50
Furniture-home furnishings-appliance grp.....	18	1,100	14	89	75
Automotive group.....	21	4,558	20	173	170
Gasoline service stations.....	43	925	42	39	31
Lumber-building-hardware group.....	18	1,935	16	104	102
Drug and proprietary stores.....	9	483	11	38	32
All other retail stores.....	22	1,907	24	52	48
WHOLESALE TRADE, total.....	27	9,771	19	159	x
Merchant wholesalers.....	14	2,606	8	79	x
Other types of wholesalers.....	13	7,165	11	80	x
SELECTED SERVICE TRADES, ² /total.....	75	839	80	187	175
Personal services.....	54	461	54	141	131
All other service trades.....	21	378	26	46	44

x Not available.

¹/ Includes employees paid for less than the full workweek.

²/ See General Description on last page for changes from the 1939 Census of Business in the coverage of Service Trades.

Table 2.—CENSUS OF BUSINESS PRELIMINARY RESULTS FOR 1948 FOR CITIES OF 2,500 INHABITANTS OR MORE
 ESCAMBIA COUNTY, ALA.

(Data omitted for trade groups where necessary to avoid disclosure)

City and trade group ¹	Number of establishments	1948 sales and receipts (Thousand dollars)	Active proprietors of unincorporated businesses Nov. 1948	Paid employees, workweek ended nearest Nov. 15, 1948	
				Total employees ²	Full workweek employees
Atmore:					
Retail trade.....	134	7,328	142	383	307
Selected service trades....	29	307	32	62	57
Brewton:					
Retail trade.....	115	7,842	110	416	347
Selected service trades....	29	428	33	94	89
Remainder of county:					
Retail trade.....	158	3,692	153	174	123
Selected service trades....	17	104	15	31	29

1/ See General Description on this page for changes from the 1939 Census of Business in the coverage of Service Trades.

2/ Includes employees paid for less than the full workweek.

GENERAL DESCRIPTION OF PRELIMINARY RELEASES FOR THE 1948 CENSUS OF BUSINESS

This series of releases, of which one is planned for each county in the United States, presents preliminary results of the 1948 Census of Business. The information is based on reports submitted by business establishments for that Census. The figures shown are preliminary, and are subject to revision in the final Census publications, but the changes are expected to be relatively minor with respect to coverage. The final Census figures will be issued in a series of Business Census bulletins which will show additional detailed kind-of-business information for all places where there are a sufficient number of establishments.

The 1948 Census of Business was taken under the provision of the Act of June 19, 1948, which provides that the Business Census be taken for 1948 and for each fifth year thereafter. Previous Business Censuses were taken for the years 1929, 1933, 1935, and 1939.

Scope of the Census.—The 1948 Census of Business covered all establishments in the following trades, as defined by the Standard Industrial Classification Manual, May 1949 issue, of the Executive Office of the President: all retail trades; all wholesale trades; all service trades in the following four groups—personal services, business services, automobile repairs and services, and miscellaneous repair services; hotels; tourist courts and camps; and amusements, including motion picture theaters. Some important services not covered are radio broadcasting and television, medical and health, legal, educational, nonprofit, accounting, and domestic services.

This coverage is similar to that of the 1939 Business Census. However, "custom trades" and "services incidental to transportation," which are no longer included in the standard classification of the service trades, are not covered by the 1948 Census. In a number of localities, these exclusions as well as

other changes in the standard classification may have a considerable effect in comparing 1948 with 1939 data, particularly with respect to establishment count.

Establishment definition.—For Census purposes, a business establishment is defined to include only enterprises conducted from a recognizable place of business, provided that the annual sales were in excess of \$5,000 for a wholesale trade establishment and \$500 for establishments in other trades. A detailed analysis of coverage will be provided in future Census of Business publications.

"Number of establishments" is the number of separate business locations, rather than the number of business companies or organizations, since the Census figures represent information reported separately for each business location or establishment. The establishment count reflects the number of places in business at the end of 1948 excluding administrative and executive offices of multinational organizations, and "chain store" warehouses.

Sales and receipts.—"1948 sales and receipts" represents sales of merchandise and receipts from repairs and other services to customers. The figures reflect deductions for returned goods and allowances, but not for trade-in allowances; they exclude sales and excise taxes collected from customers and paid directly to any taxing agency.

Proprietors.—"Active proprietors..." represents owners and partners of unincorporated businesses who devoted the major portion of their time to the business in November 1948.

Employment.—"Number of paid employees..." represents all employees on the pay roll for the pay period ending nearest November 15, 1948. "Full workweek" employees, whether regular or seasonal, are those who in the November 15 pay period were paid for working at least the number of hours typically worked in a week by employees of the reporting establishment.

1948 CENSUS OF BUSINESS

RETAIL, WHOLESALE, SERVICE TRADES

U. S. DEPARTMENT OF COMMERCE
BUREAU OF THE CENSUS

PRELIMINARY

For Release April 13, 1950

Release Series BC-1P- 01-028

ETOWAH COUNTY, ALA.

Retail and service establishments located in Etowah County, Alabama, showed a substantial expansion in dollar volume of trade from 1939 to 1948 according to preliminary figures from the 1948 Census of Business released today by the Bureau of the Census, U. S. Department of Commerce.

Retail sales in the county during 1948 aggregated \$60.2 million, an increase of 307 percent over the \$14.8 million in 1939, when the preceding Census of Business was taken. The service trades included in the Census of Business recorded receipts totaling \$2.8 million in 1948 compared with \$0.6 million in 1939. Wholesale sales in the county reached a total of \$25.5 million in 1948. No comparable figures for 1939 are available.

Employment in the county rose over the 9-year period between 1939 and 1948 for the retail and service trades. Establishments in these trades reported a combined total of 3,898 paid employees for the workweek ended nearest November 15, 1948. This compared with a total of 2,180 employees reported for the week of November 15, 1939. Wholesale establishments reported a total of 585 paid employees for the week of November 15, 1948.

These preliminary figures have been derived from a Census report on Etowah County, Alabama, which also includes data for the cities of Attalla and Gadsden. Final figures, superseding the preliminary data for Etowah County, will be included in a Bulletin for the State of Alabama to be issued in several months. Similar data will be made available this year in preliminary and final form for each of the counties and States. A single copy of the preliminary release for Etowah County as well as an order blank for other area releases may be obtained by writing to the Bureau of the Census, Washington 25, D. C.

Table 1.—CENSUS OF BUSINESS PRELIMINARY RESULTS FOR 1948, BY TRADE GROUP

ETOWAH COUNTY, ALA.

Trade group and kind of business	Number of establishments	1948 sales and receipts (Thousand dollars)	Active proprietors of unincorporated businesses Nov. 1948	Paid employees, workweek ended nearest Nov. 15, 1948	
				Total employees ¹	Full workweek employees
RETAIL TRADE, total.....	986	60,162	975	3,217	2,772
Food group.....	428	15,692	440	410	322
Eating and drinking places.....	113	2,334	117	463	433
General merchandise group, general stores....	31	7,685	24	638	464
Apparel group.....	51	4,958	43	279	224
Furniture-home furnishings-appliance group..	58	4,045	49	236	225
Automotive group.....	48	12,776	40	414	408
Gasoline service stations.....	90	2,764	89	158	136
Lumber-building-hardware group.....	37	4,057	42	178	159
Drug and proprietary stores.....	28	1,701	36	151	132
All other retail stores.....	102	4,150	95	290	259
WHOLESALE TRADE, total.....	62	25,452	61	585	x
Merchant wholesalers.....	48	16,163	49	508	x
Other types of wholesalers.....	14	9,289	12	77	x
SELECTED SERVICE TRADES, ^{2/} total.....	274	2,807	269	681	633
Personal services.....	173	1,867	165	557	518
Business services.....	10	184	8	28	23
Automotive repairs and services.....	55	497	59	61	61
Other repair services.....	36	259	37	35	31
TOURIST COURTS AND CAMPS.....	6	56	4	7	7
AMUSEMENTS.....	28	771	16	117	x

x Not available.

^{1/} Includes employees paid for less than the full workweek.

^{2/} See General Description on last page for changes from the 1939 Census of Business in the coverage of Service Trades.

Table 2.—CENSUS OF BUSINESS PRELIMINARY RESULTS FOR 1948 FOR CITIES OF 2,500 INHABITANTS OR MORE

ETOWAH COUNTY, ALA.

(Data omitted for trade groups where necessary to avoid disclosure)

City and trade group ¹	Number of establishments	1948 sales and receipts (Thousand dollars)	Active proprietors of unincorporated businesses Nov. 1948	Paid employees, workweek ended nearest Nov. 15, 1948	
				Total employees ²	Full workweek employees
Attalla:					
Retail trade.....	102	4,462	103	240	211
Selected service trades.....	30	206	29	44	40
Gadsden:					
Retail trade.....	680	51,608	671	2,909	2,514
Wholesale trade.....	51	21,461	49	457	x
Selected service trades.....	221	2,402	211	607	564
Remainder of county:^{3/}					
Retail trade.....	204	4,092	201	68	47
Wholesale trade.....	11	3,991	12	118	x
Selected service trades.....	23	199	29	30	29

x Not available.

- 1/ See General Description on this page for changes from the 1939 Census of Business in the coverage of Service Trades.
- 2/ Includes employees paid for less than the full workweek.
- 3/ Includes figures for establishments, other than wholesale, not located in cities of 2,500 inhabitants or more, and wholesale establishments not located in cities of 5,000 inhabitants or more.

GENERAL DESCRIPTION OF PRELIMINARY RELEASES FOR THE 1948 CENSUS OF BUSINESS

This series of releases, of which one is planned for each county in the United States, presents preliminary results of the 1948 Census of Business. The information is based on reports submitted by business establishments for that Census. The figures shown are preliminary, and are subject to revision in the final Census publications, but the changes are expected to be relatively minor with respect to coverage. The final Census figures will be issued in a series of Business Census bulletins which will show additional detailed kind-of-business information for all places where there are a sufficient number of establishments.

The 1948 Census of Business was taken under the provision of the Act of June 19, 1948, which provides that the Business Census be taken for 1948 and for each fifth year thereafter. Previous Business Censuses were taken for the years 1929, 1933, 1935, and 1939.

Scope of the Census.—The 1948 Census of Business covered all establishments in the following trades, as defined by the Standard Industrial Classification Manual, May 1949 issue, of the Executive Office of the President: all retail trades; all wholesale trades; all service trades in the following four groups—personal services, business services, automobile repairs and services, and miscellaneous repair services; hotels; tourist courts and camps; and amusements, including motion picture theaters. Some important services not covered are radio broadcasting and television, medical and health, legal, educational, nonprofit, accounting, and domestic services.

This coverage is similar to that of the 1939 Business Census. However, "custom trade" and "services incidental to transportation," which are no longer included in the standard classification of the service trades, are not covered by the 1948 Census. In a number of localities, these exclusions as well as other changes in the standard classification may have

a considerable effect in comparing 1948 with 1939 data, particularly with respect to establishment count.

Establishment definition.—For Census purposes, a business establishment is defined to include only enterprises conducted from a recognizable place of business, provided that the annual sales were in excess of \$5,000 for a wholesale trade establishment and \$500 for establishments in other trades. A detailed analysis of coverage will be provided in future Census of Business publications.

"Number of establishments" is the number of separate business locations, rather than the number of business companies or organizations, since the Census figures represent information reported separately for each business location or establishment. The establishment count reflects the number of places in business at the end of 1948 excluding administrative and executive offices of multiunit organizations, and "chain store" warehouses.

Sales and receipts.—"1948 sales and receipts" represents sales of merchandise and receipts from repairs and other services to customers. The figures reflect deductions for returned goods and allowances, but not for trade-in allowances; they exclude sales and excise taxes collected from customers and paid directly to any taxing agency.

Proprietors.—"Active proprietors..." represents owners and partners of unincorporated businesses who devoted the major portion of their time to the business in November 1948.

Employment.—"Number of paid employees..." represents all employees on the pay roll for the pay period ending nearest November 15, 1948. "Full workweek" employees, whether regular or seasonal, are those who in the November 15 pay period were paid for working at least the number of hours typically worked in a week by employees of the reporting establishment.

1948 CENSUS OF BUSINESS

RETAIL, WHOLESALE, SERVICE TRADES

U. S. DEPARTMENT OF COMMERCE
BUREAU OF THE CENSUS

PRELIMINARY

For Release April 10, 1950

Release Series BC-1P- 01-029

FAYETTE COUNTY, ALA.

Retail, wholesale, and service establishments located in Fayette County, Alabama, showed a substantial expansion in dollar volume of trade from 1939 to 1948 according to preliminary figures from the 1948 Census of Business released today by the Bureau of the Census, U. S. Department of Commerce.

Retail sales in the county during 1948 aggregated \$7.0 million, an increase of 218 percent over the \$2.2 million in 1939, when the preceding Census of Business was taken. Wholesale sales in the county reached a total of \$3.4 million in 1948 as compared with \$2.0 million in 1939. The service trades included in the Census of Business recorded receipts totaling \$375,000 in 1948 compared with \$64,000 in 1939.

Employment in the county also rose over the 9-year period between 1939 and 1948 for the above trades. Establishments in these trades reported a combined total of 549 paid employees for the workweek ended nearest November 15, 1948. This compared with a total of 263 employees reported for the week of November 15, 1939.

These preliminary figures have been derived from a Census report on Fayette County, Alabama, which also includes data for the city of Fayette. Final figures, superseding the preliminary data for Fayette County, will be included in a Bulletin for the State of Alabama to be issued in several months. Similar data will be made available this year in preliminary and final form for each of the counties and States. A single copy of the preliminary release for Fayette County as well as an order blank for other area releases may be obtained by writing to the Bureau of the Census, Washington 25, D. C.

Table 1.—CENSUS OF BUSINESS PRELIMINARY RESULTS FOR 1948, BY TRADE GROUP

FAYETTE COUNTY, ALA.

Trade group and kind of business	Number of establishments	1948 sales and receipts (Thousand dollars)	Active proprietors of unincorporated businesses Nov. 1948	Paid employees, workweek ended nearest Nov. 15, 1948	
				Total employees ¹	Full workweek employees
RETAIL TRADE, total.....	179	7,013	162	358	271
Food group.....	79	1,656	72	50	32
Eating and drinking places.....	18	248	17	46	36
General merchandise grp, general stores.	17	1,255	14	57	37
Apparel group.....	12	641	9	41	29
Furniture-home furnishings-appliance grp.	7	275	5	26	17
Automotive group.....	6	1,088	5	53	52
Gasoline service stations.....	16	371	16	25	17
Lumber-building-hardware group.....	9	1,158	9	39	37
Drug and proprietary stores.....	6	150	7	13	9
All other retail stores.....	9	171	8	8	5
WHOLESALE TRADE.....	16	3,433	14	124	x
SELECTED SERVICE TRADES, ^{2/} total.....	42	375	41	67	55
Personal services.....	24	176	21	44	33
All other service trades.....	18	199	20	23	22

x Not available.

^{1/} Includes employees paid for less than the full workweek.

^{2/} See General Description on last page for changes from the 1939 Census of Business in the coverage of Service Trades.

Table 2.—CENSUS OF BUSINESS PRELIMINARY RESULTS FOR 1948 FOR CITIES OF 2,500 INHABITANTS OR MORE

FAYETTE COUNTY, ALA.

(Data omitted for trade groups where necessary to avoid disclosure)

City and trade group ¹	Number of establishments	1948 sales and receipts (Thousand dollars)	Active proprietors of unincorporated businesses Nov. 1948	Paid employees, workweek ended nearest Nov. 15, 1948	
				Total employees ²	Full workweek employees
Fayette:					
Retail trade.....	90	5,473	84	318	242
Selected service trades....	33	352	33	61	51
Remainder of county:					
Retail trade.....	89	1,540	78	40	29
Selected service trades....	9	23	8	6	4

1/ See General Description on this page for changes from the 1939 Census of Business in the coverage of Service Trades.

2/ Includes employees paid for less than the full workweek.

GENERAL DESCRIPTION OF PRELIMINARY RELEASES FOR THE 1948 CENSUS OF BUSINESS

This series of releases, of which one is planned for each county in the United States, presents preliminary results of the 1948 Census of Business. The information is based on reports submitted by business establishments for that Census. The figures shown are preliminary, and are subject to revision in the final Census publications, but the changes are expected to be relatively minor with respect to coverage. The final Census figures will be issued in a series of Business Census bulletins which will show additional detailed kind-of-business information for all places where there are a sufficient number of establishments.

The 1948 Census of Business was taken under the provision of the Act of June 19, 1948, which provides that the Business Census be taken for 1948 and for each fifth year thereafter. Previous Business Censuses were taken for the years 1929, 1933, 1935, and 1939.

Scope of the Census.—The 1948 Census of Business covered all establishments in the following trades, as defined by the Standard Industrial Classification Manual, May 1949 issue, of the Executive Office of the President: all retail trades; all wholesale trades; all service trades in the following four groups—personal services, business services, automobile repairs and services, and miscellaneous repair services; hotels; tourist courts and camps; and amusements, including motion picture theaters. Some important services not covered are radio broadcasting and television, medical and health, legal, educational, nonprofit, accounting, and domestic services.

This coverage is similar to that of the 1939 Business Census. However, "custom trades" and "services incidental to transportation," which are no longer included in the standard classification of the service trades, are not covered by the 1948 Census. In a number of localities, these exclusions as well as

other changes in the standard classification may have a considerable effect in comparing 1948 with 1939 data, particularly with respect to establishment count.

Establishment definition.—For Census purposes, a business establishment is defined to include only enterprises conducted from a recognizable place of business, provided that the annual sales were in excess of \$5,000 for a wholesale trade establishment and \$500 for establishments in other trades. A detailed analysis of coverage will be provided in future Census of Business publications.

"Number of establishments" is the number of separate business locations, rather than the number of business companies or organizations, since the Census figures represent information reported separately for each business location or establishment. The establishment count reflects the number of places in business at the end of 1948 excluding administrative and executive offices of multinit organizations, and "chain store" warehouses.

Sales and receipts.—"1948 sales and receipts" represents sales of merchandise and receipts from repairs and other services to customers. The figures reflect deductions for returned goods and allowances, but not for trade-in allowances; they exclude sales and excise taxes collected from customers and paid directly to any taxing agency.

Proprietors.—"Active proprietors..." represents owners and partners of unincorporated businesses who devoted the major portion of their time to the business in November 1948.

Employment.—"Number of paid employees..." represents all employees on the pay roll for the pay period ending nearest November 15, 1948. "Full workweek" employees, whether regular or seasonal, are those who in the November 15 pay period were paid for working at least the number of hours typically worked in a week by employees of the reporting establishment.

1948 CENSUS OF BUSINESS

RETAIL, WHOLESALE, SERVICE TRADES

U. S. DEPARTMENT OF COMMERCE
BUREAU OF THE CENSUS

PRELIMINARY

For Release April 10, 1950

Release Series BC-1P-01-030

FRANKLIN COUNTY, ALA.

Retail, wholesale, and service establishments located in Franklin County, Alabama, showed a substantial expansion in dollar volume of trade from 1939 to 1948 according to preliminary figures from the 1948 Census of Business released today by the Bureau of the Census, U. S. Department of Commerce.

Retail sales in the county during 1948 aggregated \$10.4 million, an increase of 316 percent over the \$2.5 million in 1939, when the preceding Census of Business was taken. Wholesale sales in the county reached a total of \$8.1 million in 1948 as compared with \$0.6 million in 1939. The service trades included in the Census of Business recorded receipts totaling \$351,000 in 1948 compared with \$67,000 in 1939.

Employment in the county also rose over the 9-year period between 1939 and 1948 for the above trades. Establishments in these trades reported a combined total of 680 paid employees for the workweek ended nearest November 15, 1948. This compared with a total of 369 employees reported for the week of November 15, 1939.

These preliminary figures have been derived from a Census report on Franklin County, Alabama, which also includes data for the city of Russellville. Final figures, superseding the preliminary data for Franklin County, will be included in a Bulletin for the State of Alabama to be issued in several months. Similar data will be made available this year in preliminary and final form for each of the counties and States. A single copy of the preliminary release for Franklin County as well as an order blank for other area releases may be obtained by writing to the Bureau of the Census, Washington 25, D. C.

Table 1.—CENSUS OF BUSINESS PRELIMINARY RESULTS FOR 1948, BY TRADE GROUP

FRANKLIN COUNTY, ALA.

Trade group and kind of business	Number of establishments	1948 sales and receipts (Thousand dollars)	Active proprietors of unincorporated businesses Nov. 1948	Paid employees, workweek ended nearest Nov. 15, 1948	
				Total employees ¹	Full workweek employees
RETAIL TRADE, total.....	286	10,352	278	511	399
Food group.....	129	2,803	128	77	53
Eating and drinking places.....	22	172	23	38	27
General merchandise grp, general stores.....	23	1,441	19	107	68
Apparel group.....	13	509	14	30	22
Furniture-home furnishgs-appliance grp.....	15	770	16	42	39
Automotive group.....	13	1,667	14	83	83
Gasoline service stations.....	29	589	30	24	21
Lumber-building-hardware group.....	17	1,329	12	59	50
Drug and proprietary stores.....	9	298	10	19	14
All other retail stores.....	16	774	12	32	22
WHOLESALE TRADE.....	19	8,093	15	76	x
SELECTED SERVICE TRADES, ² /total.....	62	351	65	93	84
Personal services.....	40	259	40	83	74
All other service trades.....	22	92	25	10	10
AMUSEMENTS.....	16	239	13	44	x

x Not available.

¹/ Includes employees paid for less than the full workweek.

²/ See General Description on last page for changes from the 1939 Census of Business in the coverage of Service Trades.

Table 2.—CENSUS OF BUSINESS PRELIMINARY RESULTS FOR 1948 FOR CITIES OF 2,500 INHABITANTS OR MORE
FRANKLIN COUNTY, ALA.

(Data omitted for trade groups where necessary to avoid disclosure)

City and trade group ¹	Number of establishments	1948 sales and receipts (Thousand dollars)	Active proprietors of unincorporated businesses Nov. 1948	Paid employees, workweek ended nearest Nov. 15, 1948	
				Total employees ²	Full workweek employees
Russellville:					
Retail trade.....	117	6,332	112	368	297
Selected service trades....	27	191	28	67	61
Remainder of county:					
Retail trade.....	169	4,020	166	143	102
Selected service trades....	35	160	37	26	23

- 1/ See General Description on this page for changes from the 1939 Census of Business in the coverage of Service Trades.
2/ Includes employees paid for less than the full workweek.

GENERAL DESCRIPTION OF PRELIMINARY RELEASES FOR THE 1948 CENSUS OF BUSINESS

This series of releases, of which one is planned for each county in the United States, presents preliminary results of the 1948 Census of Business. The information is based on reports submitted by business establishments for that Census. The figures shown are preliminary, and are subject to revision in the final Census publications, but the changes are expected to be relatively minor with respect to coverage. The final Census figures will be issued in a series of Business Census bulletins which will show additional detailed kind-of-business information for all places where there are a sufficient number of establishments.

The 1948 Census of Business was taken under the provision of the Act of June 19, 1948, which provides that the Business Census be taken for 1948 and for each fifth year thereafter. Previous Business Censuses were taken for the years 1929, 1933, 1935, and 1939.

Scope of the Census.—The 1948 Census of Business covered all establishments in the following trades, as defined by the Standard Industrial Classification Manual, May 1949 issue, of the Executive Office of the President: all retail trades; all wholesale trades; all service trades in the following four groups—personal services, business services, automobile repairs and services, and miscellaneous repair services; hotels; tourist courts and camps; and amusements, including motion picture theaters. Some important services not covered are radio broadcasting and television, medical and health, legal, educational, nonprofit, accounting, and domestic services.

This coverage is similar to that of the 1939 Business Census. However, "custom trades" and "services incidental to transportation," which are no longer included in the standard classification of the service trades, are not covered by the 1948 Census. In a number of localities, these exclusions as well as

other changes in the standard classification may have a considerable effect in comparing 1948 with 1939 data, particularly with respect to establishment count.

Establishment definition.—For Census purposes, a business establishment is defined to include only enterprises conducted from a recognizable place of business, provided that the annual sales were in excess of \$5,000 for a wholesale trade establishment and \$500 for establishments in other trades. A detailed analysis of coverage will be provided in future Censuses of Business publications.

"Number of establishments" is the number of separate business locations, rather than the number of business companies or organizations, since the Census figures represent information reported separately for each business location or establishment. The establishment count reflects the number of places in business at the end of 1948 excluding administrative and executive offices of multiunit organizations, and "chain store" warehouses.

Sales and receipts.—"1948 sales and receipts" represents sales of merchandise and receipts from repairs and other services to customers. The figures reflect deductions for returned goods and allowances, but not for trade-in allowances; they exclude sales and excise taxes collected from customers and paid directly to any taxing agency.

Proprietors.—"Active proprietors" represents owners and partners of unincorporated businesses who devoted the major portion of their time to the business in November 1948.

Employment.—"Number of paid employees..." represents all employees on the pay roll for the pay period ending nearest November 15, 1948. "Full workweek" employees, whether regular or seasonal, are those who in the November 15 pay period were paid for working at least the number of hours typically worked in a week by employees of the reporting establishment.

1948 CENSUS OF BUSINESS

U. S. DEPARTMENT OF COMMERCE
BUREAU OF THE CENSUS

RETAIL, WHOLESALE, SERVICE TRADES

PRELIMINARY

For Release April 10, 1950

Release Series BC-1P- 01-031

GENEVA COUNTY, ALA.

Retail, wholesale, and service establishments located in Geneva County, Alabama, showed a substantial expansion in dollar volume of trade from 1939 to 1948 according to preliminary figures from the 1948 Census of Business released today by the Bureau of the Census, U. S. Department of Commerce.

Retail sales in the county during 1948 aggregated \$10.7 million, an increase of 296 percent over the \$2.7 million in 1939, when the preceding Census of Business was taken. Wholesale sales in the county reached a total of \$4.9 million in 1948 as compared with \$1.2 million in 1939. The service trades included in the Census of Business recorded receipts totaling \$336,000 in 1948 compared with \$73,000 in 1939.

Employment in the county also rose over the 9-year period between 1939 and 1948 for the retail and service trades. Establishments in these trades reported a combined total of 612 paid employees for the workweek ended nearest November 15, 1948. This compared with a total of 310 employees reported for the week of November 15, 1939. Wholesale establishments reported a total of 74 paid employees for the workweek of November 15, 1948, a decrease from the 166 paid employees reported in 1939.

These preliminary figures have been derived from a Census report on Geneva County, Alabama, which also includes data for the city of Geneva. Final figures, superseding the preliminary data for Geneva County, will be included in a Bulletin for the State of Alabama to be issued in several months. Similar data will be made available this year in preliminary and final form for each of the counties and States. A single copy of the preliminary release for Geneva County as well as an order blank for other area releases may be obtained by writing to the Bureau of the Census, Washington 25, D. C.

Table 1.—CENSUS OF BUSINESS PRELIMINARY RESULTS FOR 1948, BY TRADE GROUP

GENEVA COUNTY, ALA.

Trade group and kind of business	Number of establishments	1948 sales and receipts (Thousand dollars)	Active proprietors of unincorporated businesses Nov. 1948	Paid employees, workweek ended nearest Nov. 15, 1948	
				Total employees ¹	Full workweek employees
RETAIL TRADE, total.....	235	10,738	221	527	417
Food group.....	94	2,194	81	76	53
Eating and drinking places.....	24	192	24	44	32
General merchandise group, general stores....	29	2,179	32	145	96
Apparel group.....	6	156	8	9	5
Furniture-home furnishings appliance group..	9	424	6	19	18
Automotive group.....	12	2,607	10	82	80
Gasoline service stations.....	24	521	24	26	23
Lumber-building-hardware group.....	13	1,754	14	73	72
Drug and proprietary stores.....	11	308	9	35	25
All other retail stores.....	13	403	13	18	13
WHOLESALE TRADE.....	16	4,869	21	74	x
SELECTED SERVICE TRADES, ^{2/} total.....	59	336	66	85	77
Personal services.....	41	225	42	68	60
All other service trades.....	18	111	24	17	17

x Not available.

^{1/} Includes employees paid for less than the full workweek.

^{2/} See General Description on last page for changes from the 1939 Census of Business in the coverage of Service Trades.

Table 2.—CENSUS OF BUSINESS PRELIMINARY RESULTS FOR 1948 FOR CITIES OF 2,500 INHABITANTS OR MORE

GENEVA COUNTY, ALA.

(Data omitted for trade groups where necessary to avoid disclosure)

City and trade group ¹	Number of establishments	1948 sales and receipts (Thousand dollars)	Active proprietors of unincorporated businesses Nov. 1948	Paid employees, workweek ended nearest Nov. 15, 1948	
				Total employees ²	Full workweek employees
Geneva:					
Retail trade.....	64	4,318	61	185	157
Selected service trades.....	19	162	23	39	37
Remainder of county:					
Retail trade.....	171	6,420	160	342	260
Selected service trades.....	40	174	43	46	40

1/ See General Description on this page for changes from the 1939 Census of Business in the coverage of Service Trades.

2/ Includes employees paid for less than the full workweek.

GENERAL DESCRIPTION OF PRELIMINARY RELEASES FOR THE 1948 CENSUS OF BUSINESS

This series of releases, of which one is planned for each county in the United States, presents preliminary results of the 1948 Census of Business. The information is based on reports submitted by business establishments for that Census. The figures shown are preliminary, and are subject to revision in the final Census publications, but the changes are expected to be relatively minor with respect to coverage. The final Census figures will be issued in a series of Business Census bulletins which will show additional detailed kind-of-business information for all places where there are a sufficient number of establishments.

The 1948 Census of Business was taken under the provision of the Act of June 19, 1948, which provides that the Business Census be taken for 1948 and for each fifth year thereafter. Previous Business Censuses were taken for the years 1929, 1933, 1935, and 1939.

Scope of the Census.—The 1948 Census of Business covered all establishments in the following trades, as defined by the Standard Industrial Classification Manual, May 1949 issue, of the Executive Office of the President: all retail trade; all wholesale trade; all service trade in the following four groups—personal services, business services, automobile repairs and services, and miscellaneous repair services; hotels; tourist courts and camps; and amusements, including motion picture theaters. Some important services not covered are radio broadcasting and television, medical and health, legal, educational, nonprofit, accounting, and domestic services.

This coverage is similar to that of the 1939 Business Census. However, "custom trade" and "services incidental to transportation," which are no longer included in the standard classification of the service trade, are not covered by the 1948 Census. In a number of localities, these exclusions as well as other changes in the standard classification may have

a considerable effect in comparing 1948 with 1939 data, particularly with respect to establishment count.

Establishment definition.—For Census purposes, a business establishment is defined to include only enterprises conducted from a recognizable place of business, provided that the annual sales were in excess of \$5,000 for a wholesale trade establishment and \$500 for establishments in other trades. A detailed analysis of coverage will be provided in future Census of Business publications.

"Number of establishments" is the number of separate business locations, rather than the number of business companies or organizations, since the Census figures represent information reported separately for each business location or establishment. The establishment count reflects the number of places in business at the end of 1948 excluding administrative and executive offices of multiunit organizations, and "chain store" warehouses.

Sales and receipts.—"1948 sales and receipts" represents sales of merchandise and receipts from repairs and other services to customers. The figures reflect deductions for returned goods and allowances, but not for trade-in allowances; they exclude sales and excise taxes collected from customers and paid directly to any taxing agency.

Proprietors.—"Active proprietors..." represents owners and partners of unincorporated businesses who devoted the major portion of their time to the business in November 1948.

Employment.—"Number of paid employees..." represents all employees on the pay roll for the pay period ending nearest November 15, 1948. "Full workweek" employees, whether regular or seasonal, are those who in the November 15 pay period were paid for working at least the number of hours typically worked in a week by employees of the reporting establishment.

1948 CENSUS OF BUSINESS

RETAIL, WHOLESALE, SERVICE TRADES

U. S. DEPARTMENT OF COMMERCE
BUREAU OF THE CENSUS

PRELIMINARY

For Release April 10, 1950

Release Series BC-1P-01-032

GREENE COUNTY, ALA.

Retail, wholesale, and service establishments located in Greene County, Alabama, showed a substantial expansion in dollar volume of trade from 1939 to 1948 according to preliminary figures from the 1948 Census of Business released today by the Bureau of the Census, U. S. Department of Commerce.

Retail sales in the county during 1948 aggregated \$6.0 million, an increase of 275 percent over the \$1.6 million in 1939, when the preceding Census of Business was taken. Wholesale sales in the county reached a total of \$1.9 million in 1948 as compared with \$0.3 million in 1939. The service trades included in the Census of Business recorded receipts totaling \$70,000 in 1948 compared with \$11,000 in 1939.

Employment in the county also rose over the 9-year period between 1939 and 1948 for the above trades. Establishments in these trades reported a combined total of 348 paid employees for the workweek ended nearest November 15, 1948. This compared with a total of 195 employees reported for the week of November 15, 1939.

These preliminary figures have been derived from a Census report on Greene County, Alabama. Final figures, superseding the preliminary data for Greene County, will be included in a Bulletin for the State of Alabama to be issued in several months. Similar data will be made available this year in preliminary and final form for each of the counties and States. A single copy of the preliminary release for Greene County as well as an order blank for other area releases may be obtained by writing to the Bureau of the Census, Washington 25, D. C.

Table 1.—CENSUS OF BUSINESS PRELIMINARY RESULTS FOR 1948, BY TRADE GROUP
GREENE COUNTY, ALA.

Trade group and kind of business	Number of establishments	1948 sales and receipts (Thousand dollars)	Active proprietors of unincorporated businesses Nov. 1948	Paid employees, workweek ended nearest Nov. 15, 1948	
				Total employees ¹	Full workweek employees
RETAIL TRADE, total.....	142	6,041	146	291	218
Food group.....	63	1,240	69	48	34
Eating and drinking places.....	23	699	24	55	41
Gasoline service stations.....	9	278	7	19	14
All other retail stores.....	47	3,824	46	169	129
WHOLESALE TRADE.....	7	1,852	12	42	x
SELECTED SERVICE TRADES ^{2/}	9	70	10	15	13

x Not available.

^{1/} Includes employees paid for less than the full workweek.

^{2/} See General Description on last page for changes from the 1939 Census of Business in the coverage of Service Trades.

GENERAL DESCRIPTION OF PRELIMINARY RELEASES FOR THE
1948 CENSUS OF BUSINESS

This series of releases, of which one is planned for each county in the United States, presents preliminary results of the 1948 Census of Business. The information is based on reports submitted by business establishments for that Census. The figures shown are preliminary, and are subject to revision in the final Census publications, but the changes are expected to be relatively minor with respect to coverage. The final Census figures will be issued in a series of Business Census bulletins which will show additional detailed kind-of-business information for all places where there are a sufficient number of establishments.

The 1948 Census of Business was taken under the provision of the Act of June 19, 1948, which provides that the Business Census be taken for 1948 and for each fifth year thereafter. Previous Business Censuses were taken for the years 1929, 1933, 1935, and 1939.

Scope of the Census.—The 1948 Census of Business covered all establishments in the following trades, as defined by the Standard Industrial Classification Manual, May 1949 issue, of the Executive Office of the President: all retail trades; all wholesale trades; all service trades in the following four groups—personal services, business services, automobile repairs and services, and miscellaneous repair services; hotels; tourist courts and camps; and amusements, including motion picture theaters. Some important services not covered are radio broadcasting and television, medical and health, legal, educational, nonprofit, accounting, and domestic services.

This coverage is similar to that of the 1939 Business Census. However, "custom trades" and "services incidental to transportation," which are no longer included in the standard classification of the service trades, are not covered by the 1948 Census. In a number of localities, these exclusions as well as other changes in the standard classification may have a considerable effect in comparing

1948 with 1939 data, particularly with respect to establishment count.

Establishment definition.—For Census purposes, a business establishment is defined to include only enterprises conducted from a recognizable place of business, provided that the annual sales were in excess of \$5,000 for a wholesale trade establishment and \$500 for establishments in other trades. A detailed analysis of coverage will be provided in future Census of Business publications.

"Number of establishments" is the number of separate business locations, rather than the number of business companies or organizations, since the Census figures represent information reported separately for each business location or establishment. The establishment count reflects the number of places in business at the end of 1948 excluding administrative and executive offices of multiunit organizations, and "chain store" warehouses.

Sales and receipts.—"1948 sales and receipts" represents sales of merchandise and receipts from repairs and other services to customers. The figures reflect deductions for returned goods and allowances, but not for trade-in allowances; they exclude sales and excise taxes collected from customers and paid directly to any taxing agency.

Proprietors.—"Active proprietors..." represents owners and partners of unincorporated businesses who devoted the major portion of their time to the business in November 1948.

Employment.—"Number of paid employees..." represents all employees on the pay roll for the pay period ending nearest November 15, 1948. "Full workweek" employees, whether regular or seasonal, are those who in the November 15 pay period were paid for working at least the number of hours typically worked in a week by employees of the reporting establishment.

1948 CENSUS OF BUSINESS

RETAIL, WHOLESALE, SERVICE TRADES

U. S. DEPARTMENT OF COMMERCE
BUREAU OF THE CENSUS

PRELIMINARY

For Release April 10, 1950

Release Series BC-1P-01-033

HALE COUNTY, ALA.

Retail, wholesale, and service establishments located in Hale County, Alabama, showed a substantial expansion in dollar volume of trade from 1939 to 1948 according to preliminary figures from the 1948 Census of Business released today by the Bureau of the Census, U. S. Department of Commerce.

Retail sales in the county during 1948 aggregated \$5.8 million, an increase of 263 percent over the \$1.6 million in 1939, when the preceding Census of Business was taken. Wholesale sales in the county reached a total of \$1.9 million in 1948 as compared with \$0.5 million in 1939. The service trades included in the Census of Business recorded receipts totaling \$167,000 in 1948 compared with \$19,000 in 1939.

Employment in the county also rose over the 9-year period between 1939 and 1948 for the above trades. Establishments in these trades reported a combined total of 388 paid employees for the workweek ended nearest November 15, 1948. This compared with a total of 202 employees reported for the week of November 15, 1939.

These preliminary figures have been derived from a Census report on Hale County, Alabama. Final figures, superseding the preliminary data for Hale County, will be included in a Bulletin for the State of Alabama to be issued in several months. Similar data will be made available this year in preliminary and final form for each of the counties and States. A single copy of the preliminary release for Hale County as well as an order blank for other area releases may be obtained by writing to the Bureau of the Census, Washington 25, D. C.

Table 1.—CENSUS OF BUSINESS PRELIMINARY RESULTS FOR 1948, BY TRADE GROUP
HALE COUNTY, ALA.

Trade group and kind of business	Number of establishments	1948 sales and receipts (Thousand dollars)	Active proprietors of unincorporated businesses Nov. 1948	Paid employees, workweek ended nearest Nov. 15, 1948	
				Total employees ¹	Full workweek employees
RETAIL TRADE, total.....	183	5,761	164	327	222
Food Group.....	83	1,509	72	60	32
Eating and drinking places.....	18	136	16	34	23
General merchandise grp, general stores	29	1,370	25	80	37
Apparel group.....	5	98	6	8	3
Furniture-home furnishgs-appliance grp.	6	151	3	9	7
Automotive group.....	5	762	5	35	31
Gasoline service stations.....	17	470	17	29	26
Lumber-building-hardware group.....		Included with "All other retail stores"			
Drug and proprietary stores.....	5	183	6	16	14
All other retail stores.....	15	1,082	14	56	49
WHOLESALE TRADE.....	8	1,859	7	25	x
SELECTED SERVICE TRADES, ^{2/} total.....	32	167	33	36	29
Personal services.....	17	72	18	26	21
All other service trades.....	15	95	15	10	8

x Not available.

^{1/} Includes employees paid for less than the full workweek.

^{2/} See General Description on this page for changes from the 1939 Census of Business in the coverage of Service Trades.

GENERAL DESCRIPTION OF PRELIMINARY RELEASES FOR THE 1948 CENSUS OF BUSINESS

This series of releases, of which one is planned for each county in the United States, presents preliminary results of the 1948 Census of Business. The information is based on reports submitted by business establishments for that Census. The figures shown are preliminary, and are subject to revision in the final Census publications, but the changes are expected to be relatively minor with respect to coverage. The final Census figures will be issued in a series of Business Census bulletins which will show additional detailed kind-of-business information for all places where there are a sufficient number of establishments.

The 1948 Census of Business was taken under the provision of the Act of June 19, 1948, which provides that the Business Census be taken for 1948 and for each fifth year thereafter. Previous Business Censuses were taken for the years 1929, 1933, 1935, and 1939.

Scope of the Census.—The 1948 Census of Business covered all establishments in the following trades, as defined by the Standard Industrial Classification Manual, May 1949 issue, of the Executive Office of the President: all retail trades; all wholesale trades; all service trades in the following four groups—personal services, business services, automobile repairs and services, and miscellaneous repair services; hotels; tourist courts and camps; and amusements, including motion picture theaters. Some important services not covered are radio broadcasting and television, medical and health, legal, educational, nonprofit, accounting, and domestic services.

This coverage is similar to that of the 1939 Business Census. However, "custom trades" and "services incidental to transportation," which are no longer included in the standard classification of the service trades, are not covered by the 1948 Census. In a number of localities, these exclusions as well as

other changes in the standard classification may have a considerable effect in comparing 1948 with 1939 data, particularly with respect to establishment count.

Establishment definition.—For Census purposes, a business establishment is defined to include only enterprises conducted from a recognizable place of business, provided that the annual sales were in excess of \$5,000 for a wholesale trade establishment and \$500 for establishments in other trades. A detailed analysis of coverage will be provided in future Censuses of Business publications.

"Number of establishments" is the number of separate business locations, rather than the number of business companies or organizations, since the Census figures represent information reported separately for each business location or establishment. The establishment count reflects the number of places in business at the end of 1948 excluding administrative and executive offices of multiunit organizations, and "chain store" warehouses.

Sales and receipts.—"1948 sales and receipts" represents sales of merchandise and receipts from repairs and other services to customers. The figures reflect deductions for returned goods and allowances, but not for trade-in allowances; they exclude sales and excise taxes collected from customers and paid directly to any taxing agency.

Proprietors.—"Active proprietors..." represents owners and partners of unincorporated businesses who devoted the major portion of their time to the business in November 1948.

Employment.—"Number of paid employees..." represents all employees on the pay roll for the pay period ending nearest November 15, 1948. "Full workweek" employees, whether regular or seasonal, are those who in the November 15 pay period were paid for working at least the number of hours typically worked in a week by employees of the reporting establishment.

1948 CENSUS OF BUSINESS

U. S. DEPARTMENT OF COMMERCE
BUREAU OF THE CENSUS

RETAIL, WHOLESALE, SERVICE TRADES

PRELIMINARY

For Release April 10, 1950

Release Series BC-1P-01-034

HENRY COUNTY, ALA.

Retail, wholesale, and service establishments located in Henry County, Alabama, showed a substantial expansion in dollar volume of trade from 1939 to 1948 according to preliminary figures from the 1948 Census of Business released today by the Bureau of the Census, U. S. Department of Commerce.

Retail sales in the county during 1948 aggregated \$6.3 million, an increase of 271 percent over the \$1.7 million in 1939, when the preceding Census of Business was taken. Wholesale sales in the county reached a total of \$2.4 million in 1948 as compared with \$0.8 million in 1939. The service trades included in the Census of Business recorded receipts totaling \$159,000 in 1948 compared with \$45,000 in 1939.

Employment in the county also rose over the 9-year period between 1939 and 1948 for the above trades. Establishments in these trades reported a combined total of 312 paid employees for the workweek ended nearest November 15, 1948. This compared with a total of 220 employees reported for the week of November 15, 1939.

These preliminary figures have been derived from a Census report on Henry County, Alabama. Final figures, superseding the preliminary data for Henry County, will be included in a Bulletin for the State of Alabama to be issued in several months. Similar data will be made available this year in preliminary and final form for each of the counties and States. A single copy of the preliminary release for Henry County as well as an order blank for other area releases may be obtained by writing to the Bureau of the Census, Washington 25, D. C.

Table 1.—CENSUS OF BUSINESS PRELIMINARY RESULTS FOR 1948, BY TRADE GROUP
HENRY COUNTY, ALA.

Trade group and kind of business	Number of establishments	1948 sales and receipts (Thousand dollars)	Active proprietors of unincorporated businesses Nov. 1948	Paid employees, workweek ended nearest Nov. 15, 1948	
				Total employees ¹	Full workweek employees
RETAIL TRADE, total.....	147	6,299	147	245	184
Food group.....	58	1,287	58	40	33
Eating and drinking places.....	13	114	14	19	17
Gasoline service stations.....	15	348	17	9	8
All other retail stores.....	61	4,550	58	177	126
WHOLESALE TRADE.....	11	2,383	9	34	x
SELECTED SERVICE TRADES, ^{2/} total..	28	159	33	33	29
Personal services.....	14	95	17	24	20
All other service trades.....	14	64	16	9	9

x Not available.

^{1/} Includes employees paid for less than the full workweek.

^{2/} See General Description on last page for changes from the 1939 Census of Business in the coverage of Service Trades.

GENERAL DESCRIPTION OF PRELIMINARY RELEASES FOR THE 1948 CENSUS OF BUSINESS

This series of releases, of which one is planned for each county in the United States, presents preliminary results of the 1948 Census of Business. The information is based on reports submitted by business establishments for that Census. The figures shown are preliminary, and are subject to revision in the final Census publications, but the changes are expected to be relatively minor with respect to coverage. The final Census figures will be issued in a series of Business Census bulletins which will show additional detailed kind-of-business information for all places where there are a sufficient number of establishments.

The 1948 Census of Business was taken under the provision of the Act of June 19, 1948, which provides that the Business Census be taken for 1948 and for each fifth year thereafter. Previous Business Censuses were taken for the years 1929, 1933, 1935, and 1939.

Scope of the Census.—The 1948 Census of Business covered all establishments in the following trades, as defined by the Standard Industrial Classification Manual, May 1949 issue, of the Executive Office of the President: all retail trades; all wholesale trades; all service trades in the following four groups—personal services, business services, automobile repairs and services, and miscellaneous repair services; hotels; tourist courts and camps; and amusements, including motion picture theaters. Some important services not covered are radio broadcasting and television, medical and health, legal, educational, nonprofit, accounting, and domestic services.

This coverage is similar to that of the 1939 Business Census. However, "custom trades" and "services incidental to transportation," which are no longer included in the standard classification of the service trades, are not covered by the 1948 Census. In a number of localities, these exclusions as well as other changes in the standard classification may have a considerable effect in comparing

1948 with 1939 data, particularly with respect to establishment count.

Establishment definition.—For Census purposes, a business establishment is defined to include only enterprises conducted from a recognizable place of business, provided that the annual sales were in excess of \$5,000 for a wholesale trade establishment and \$500 for establishments in other trades. A detailed analysis of coverage will be provided in future Census of Business publications.

"Number of establishments" is the number of separate business locations, rather than the number of business companies or organizations, since the Census figures represent information reported separately for each business location or establishment. The establishment count reflects the number of places in business at the end of 1948 excluding administrative and executive offices of multiunit organizations, and "chain store" warehouses.

Sales and receipts.—"1948 sales and receipts" represents sales of merchandise and receipts from repairs and other services to customers. The figures reflect deductions for returned goods and allowances, but not for trade-in allowances; they exclude sales and excise taxes collected from customers and paid directly to any taxing agency.

Proprietors.—"Active proprietors..." represents owners and partners of unincorporated businesses who devoted the major portion of their time to the business in November 1948.

Employment.—"Number of paid employees..." represents all employees on the pay roll for the pay period ending nearest November 15, 1948. "Full workweek" employees, whether regular or seasonal, are those who in the November 15 pay period were paid for working at least the number of hours typically worked in a week by employees of the reporting establishment.

1948 CENSUS OF BUSINESS

RETAIL, WHOLESALE, SERVICE TRADES

U. S. DEPARTMENT OF COMMERCE
BUREAU OF THE CENSUS

PRELIMINARY

For Release April 10, 1950

Release Series BC-1P-01-035

HOUSTON COUNTY, ALA.

Retail, wholesale, and service establishments located in Houston County, Alabama, showed a substantial expansion in dollar volume of trade from 1939 to 1948 according to preliminary figures from the 1948 Census of Business released today by the Bureau of the Census, U. S. Department of Commerce.

Retail sales in the county during 1948 aggregated \$30.7 million, an increase of 304 percent over the \$7.6 million in 1939, when the preceding Census of Business was taken. Wholesale sales in the county reached a total of \$32.1 million in 1948 as compared with \$7.9 million in 1939. The service trades included in the Census of Business recorded receipts totaling \$1.5 million in 1948 compared with \$0.4 million in 1939.

Employment in the county also rose over the 9-year period between 1939 and 1948 for the above trades. Establishments in these trades reported a combined total of 2,607 paid employees for the workweek ended nearest November 15, 1948. This compared with a total of 1,457 employees reported for the week of November 15, 1939.

These preliminary figures have been derived from a Census report on Houston County, Alabama, which also includes data for the city of Dothan. Final figures, superseding the preliminary data for Houston County, will be included in a Bulletin for the State of Alabama to be issued in several months. Similar data will be made available this year in preliminary and final form for each of the counties and States. A single copy of the preliminary release for Houston County as well as an order blank for other area releases may be obtained by writing to the Bureau of the Census, Washington 25, D. C.

Table 1.—CENSUS OF BUSINESS PRELIMINARY RESULTS FOR 1948, BY TRADE GROUP

HOUSTON COUNTY, ALA.

Trade group and kind of business	Number of establishments	1948 sales and receipts (Thousand dollars)	Active proprietors of unincorporated businesses Nov. 1948	Paid employees, ¹ workweek ended nearest Nov. 15, 1948	
				Total employees ¹	Full workweek employees
RETAIL TRADE, total.....	514	30,716	523	1,605	1,288
Food group.....	203	6,489	204	214	156
Eating and drinking places.....	87	1,235	85	204	177
General merchandise group, general stores....	22	2,522	19	230	129
Apparel group.....	28	2,405	24	146	103
Furniture-home furnishings-appliance group...	22	1,551	19	79	72
Automotive group.....	29	8,086	40	269	267
Gasoline service stations.....	46	1,332	46	60	57
Lumber-building-hardware group.....	18	3,142	19	221	172
Drug and proprietary stores.....	13	835	19	56	42
All other retail stores.....	46	3,119	48	126	113
WHOLESALE TRADE, total.....	90	32,085	67	656	x
Merchant wholesalers.....	61	10,614	46	491	x
Petroleum bulk plants, terminals.....	10	2,834	12	37	x
Assemblers of farm products.....	8	3,221	4	83	x
Other types of wholesalers.....	11	7,416	5	45	x
ELECTED SERVICE TRADES, ^{2/} total.....	128	1,450	142	346	329
Personal services.....	67	834	71	260	250
All other service trades.....	61	616	71	86	79

Not available.

¹ Includes employees paid for less than the full workweek.

^{2/} See General Description on last page for changes from the 1939 Census of Business in the coverage of Service Trades.

Table 2.—CENSUS OF BUSINESS PRELIMINARY RESULTS FOR 1948 FOR CITIES OF 2,500 INHABITANTS OR MORE

HOUSTON COUNTY, ALA.

(Data omitted for trade groups where necessary to avoid disclosure)

City and trade group ¹	Number of establishments	1948 sales and receipts (Thousand dollars)	Active proprietors of unincorporated businesses Nov. 1948	Paid employees, workweek ended nearest Nov. 15, 1948	
				Total employees ²	Full workweek employees
Dothan:					
Retail trade.....	330	27,459	343	1,492	1,2
Wholesale trade.....	81	29,240	62	564	
Selected service trades.....	94	1,355	102	331	3
Remainder of county:					
Retail trade.....	184	3,257	180	113	
Wholesale trade.....	9	2,845	5	92	
Selected service trades.....	34	95	40	15	

x Not available.

1/ See General Description on this page for changes from the 1939 Census of Business in the coverage of Service Trades.

2/ Includes employees paid for less than the full workweek.

GENERAL DESCRIPTION OF PRELIMINARY RELEASES FOR THE 1948 CENSUS OF BUSINESS

This series of releases, of which one is planned for each county in the United States, presents preliminary results of the 1948 Census of Business. The information is based on reports submitted by business establishments for that Census. The figures shown are preliminary, and are subject to revision in the final Census publications, but the changes are expected to be relatively minor with respect to coverage. The final Census figures will be issued in a series of Business Census bulletins which will show additional detailed kind-of-business information for all places where there are a sufficient number of establishments.

The 1948 Census of Business was taken under the provision of the Act of June 19, 1948, which provides that the Business Census be taken for 1948 and for each fifth year thereafter. Previous Business Censuses were taken for the years 1929, 1933, 1935, and 1939.

Scope of the Census.—The 1948 Census of Business covered all establishments in the following trades, as defined by the Standard Industrial Classification Manual, May 1949 issue, of the Executive Office of the President: all retail trades; all wholesale trades; all service trades in the following four groups—personal services, business services, automobile repairs and services, and miscellaneous repair services; hotels; tourist courts and camps; and amusements, including motion picture theaters. Some important services not covered are radio broadcasting and television, medical and health, legal, educational, nonprofit, accounting, and domestic services.

This coverage is similar to that of the 1939 Business Census. However, "custom trades" and "services incidental to transportation," which are no longer included in the standard classification of the service trades, are not covered by the 1948 Census. In a number of localities, these exclusions as well as other changes in the standard classification may have

a considerable effect in comparing 1948 with 1939 data, particularly with respect to establishment count.

Establishment definition.—For Census purposes, a business establishment is defined to include only enterprises conducted from a recognizable place of business, provided that the annual sales were in excess of \$5,000 for a wholesale trade establishment and \$500 for establishments in other trades. A detailed analysis of coverage will be provided in future Censuses of Business publications.

"Number of establishments" is the number of separate business locations, rather than the number of business companies or organizations, since the Census figures represent information reported separately for each business location of establishment. The establishment count reflects the number of places in business at the end of 1948 excluding administrative and executive offices of multiunit organizations, and "chain store" warehouses.

Sales and receipts.—"1948 sales and receipts" represent sales of merchandise and receipts from repairs and other services to customers. The figures reflect deductions for returned goods and allowances, but not for trade-in allowances; they exclude sales and excise taxes collected from customers and paid directly to any taxing agency.

Proprietors.—"Active proprietors..." represents owner and partners of unincorporated businesses who devoted the major portion of their time to the business in November 1948.

Employment.—"Number of paid employees..." represents all employees on the pay roll for the pay period ending nearest November 15, 1948. "Full workweek" employees, whether regular or seasonal, are those who in the November 15 pay period were paid for working at least the number of hours typically worked in a week by employees of the reporting establishment.

1948 CENSUS OF BUSINESS

U. S. DEPARTMENT OF COMMERCE
BUREAU OF THE CENSUS

RETAIL, WHOLESALE, SERVICE TRADES

PRELIMINARY

For Release April 10, 1950

Release Series BC-1P-01-036

JACKSON COUNTY, ALA.

Retail, wholesale, and service establishments located in Jackson County, Alabama, showed a substantial expansion in dollar volume of trade from 1939 to 1948 according to preliminary figures from the 1948 Census of Business released today by the Bureau of the Census, U. S. Department of Commerce.

Retail sales in the county during 1948 aggregated \$11.9 million, an increase of 250 percent over the \$3.4 million in 1939, when the preceding Census of Business was taken. Wholesale sales in the county reached a total of \$6.8 million in 1948 as compared with \$1.9 million in 1939. The service trades included in the Census of Business recorded receipts totaling \$775,000 in 1948 compared with \$95,000 in 1939.

Employment in the county also rose over the 9-year period between 1939 and 1948 for the above trades. Establishments in these trades reported a combined total of 964 paid employees for the workweek ended nearest November 15, 1948. This compared with a total of 387 employees reported for the week of November 15, 1939.

These preliminary figures have been derived from a Census report on Jackson County, Alabama, which also includes data for the city of Scottsboro. Final figures, superseding the preliminary data for Jackson County, will be included in a Bulletin for the State of Alabama to be issued in several months. Similar data will be made available this year in preliminary and final form for each of the counties and States. A single copy of the preliminary release for Jackson County as well as an order blank for other area releases may be obtained by writing to the Bureau of the Census, Washington 25, D. C.

Table 1.—CENSUS OF BUSINESS PRELIMINARY RESULTS FOR 1948, BY TRADE GROUP

JACKSON COUNTY, ALA.

Trade group and kind of business	Number of establishments	1948 sales and receipts (Thousand dollars)	Active proprietors of unincorporated businesses Nov. 1948	Paid employees, workweek ended nearest Nov. 15, 1948	
				Total employees ¹	Full workweek employees
RETAIL TRADE, total.....	301	11,926	332	609	482
Food group.....	120	2,372	133	60	45
Eating and drinking places.....	25	357	29	44	36
General merchandise grp, general stores.....	66	2,511	68	105	64
Apparel group.....	11	594	13	52	41
Furniture-home furnishgs-appliance grp.....	10	560	14	21	19
Automotive group.....	12	2,109	12	91	84
Gasoline service stations.....	22	473	25	21	15
Lumber-building-hardware group.....	14	2,213	15	170	139
Drug and proprietary stores.....	6	307	5	19	16
All other retail stores.....	15	430	18	26	23
WHOLESALE TRADE.....	23	6,776	28	123	x
ELECTED SERVICE TRADES,² total.....	60	775	66	252	228
Personal services.....	41	625	45	242	220
All other service trades.....	19	150	21	10	8
MISCELLANEOUS.....	12	140	11	28	x

¹ Not available.

² Includes employees paid for less than the full workweek.

See General Description on last page for changes from the 1939 Census of Business in the coverage of Service Trades.

Table 2.—CENSUS OF BUSINESS PRELIMINARY RESULTS FOR 1948 FOR CITIES OF 2,500 INHABITANTS OR MORE

JACKSON COUNTY, ALA.

(Data omitted for trade groups where necessary to avoid disclosure)

City and trade group ¹	Number of establishments	1948 sales and receipts (Thousand dollars)	Active proprietors of unincorporated businesses Nov. 1948	Paid employees, workweek ended nearest Nov. 15, 1948	
				Total employees ²	Full workweek employees
Scottsboro:					
Retail trade.....	96	7,159	110	459	386
Selected service trades....	25	584	28	225	205
Remainder of county:					
Retail trade.....	205	4,767	222	150	96
Selected service trades....	35	191	38	27	23

1/ See General Description on this page for changes from the 1939 Census of Business in the coverage of Service Trades.

2/ Includes employees paid for less than the full workweek.

GENERAL DESCRIPTION OF PRELIMINARY RELEASES FOR THE 1948 CENSUS OF BUSINESS

This series of releases, of which one is planned for each county in the United States, presents preliminary results of the 1948 Census of Business. The information is based on reports submitted by business establishments for that Census. The figures shown are preliminary, and are subject to revision in the final Census publications, but the changes are expected to be relatively minor with respect to coverage. The final Census figures will be issued in a series of Business Census bulletins which will show additional detailed kind-of-business information for all places where there are a sufficient number of establishments.

The 1948 Census of Business was taken under the provision of the Act of June 19, 1948, which provides that the Business Censuses be taken for 1948 and for each fifth year thereafter. Previous Business Censuses were taken for the years 1929, 1933, 1935, and 1939.

Scope of the Census.—The 1948 Census of Business covered all establishments in the following trades, as defined by the Standard Industrial Classification Manual, May 1949 issue, of the Executive Office of the President: all retail trades; all wholesale trades; all service trades in the following four groups—personal services, business services, automobile repairs and services, and miscellaneous repair services; hotels; tourist courts and camps; and amusements, including motion picture theaters. Some important services not covered are radio broadcasting and television, medical and health, legal, educational, nonprofit, accounting, and domestic services.

This coverage is similar to that of the 1939 Business Census. However, "custom trades" and "services incidental to transportation," which are no longer included in the standard classification of the service trades, are not covered by the 1948 Census. In a number of localities, these exclusions as well as

other changes in the standard classification may have a considerable effect in comparing 1948 with 1939 data, particularly with respect to establishment count.

Establishment definition.—For Census purposes, a business establishment is defined to include only enterprises conducted from a recognizable place of business, provided that the annual sales were in excess of \$5,000 for a wholesale trade establishment and \$500 for establishments in other trades. A detailed analysis of coverage will be provided in future Censuses of Business publications.

"Number of establishments" is the number of separate business locations, rather than the number of business companies or organizations, since the Census figures represent information reported separately for each business location or establishment. The establishment count reflects the number of places in business at the end of 1948 excluding administrative and executive offices of multinational organizations, and "chain store" warehouses.

Sales and receipts.—"1948 sales and receipts" represents sales of merchandise and receipts from repairs and other services to customers. The figures reflect deductions for returned goods and allowances, but not for trade-in allowances; they exclude sales and excise taxes collected from customers and paid directly to any taxing agency.

Proprietors.—"Active proprietors..." represents owners and partners of unincorporated businesses who devoted the major portion of their time to the business in November 1948.

Employment.—"Number of paid employees..." represents all employees on the pay roll for the pay period ending nearest November 15, 1948. "Full workweek" employees, whether regular or seasonal, are those who in the November 15 pay period were paid for working at least the number of hours typically worked in a week by employees of the reporting establishment.

1948 CENSUS OF BUSINESS

RETAIL, WHOLESALE, SERVICE TRADES

U. S. DEPARTMENT OF COMMERCE
BUREAU OF THE CENSUS

PRELIMINARY

For Release April 17, 1950

Release Series BC-1P-01-037

JEFFERSON COUNTY, ALA.

Retail, wholesale, and service establishments located in Jefferson County, Alabama, showed a substantial expansion in dollar volume of trade from 1939 to 1948 according to preliminary figures from the 1948 Census of Business released today by the Bureau of the Census, U. S. Department of Commerce.

Retail sales in the county during 1948 aggregated \$439.2 million, an increase of 254 percent over the \$124.0 million sales in 1939, when the preceding Census of Business was taken. Wholesale sales volume in the county showed a 340 percent rise over the same period, reaching a total of \$833.7 million in 1948 as compared with \$189.5 million in 1939. The service trades included in the Census of Business reported receipts totaling \$32.7 million in 1948 compared with \$7.8 million in 1939. Amusement businesses in the county recorded receipts of \$6.0 million in 1948. No comparable figures for 1939 are available.

Employment in the county also rose over the 9-year period between 1939 and 1948 for the trades covered by the Census of Business. Retail trade establishments reported 26,961 paid employees for the workweek ended nearest November 15, 1948. Of these, 22,649 worked the full week, and the remainder part of the week. The comparable figures for 1939 were 17,506 and 14,340. Wholesale trade establishments reported a total of 11,337 full- and part-week employees for the week of November 15, 1948, compared with 6,528 for the same week in 1939. For the selected service trades, November 15, 1948, paid employees numbered 6,955; the comparable figure for 1939, adjusted for change in scope between the two Censuses, was 3,894.

These preliminary figures have been derived from a Census report on Jefferson County, Alabama. The report also contains data for the cities of Bessemer, Birmingham, Fairfield, Homewood, Leeds, and Tarrant City.

Final figures, superseding the preliminary data for Jefferson County, will be included in a Bulletin for the State of Alabama to be issued in several months. Similar data will be made available this year in preliminary and final form for each of the counties and States. A single copy of the preliminary release for Jefferson County as well as an order blank for other area releases may be obtained by writing to the Bureau of the Census, Washington 25, D. C.

Table 1.—CENSUS OF BUSINESS PRELIMINARY RESULTS FOR 1948, BY TRADE GROUP

JEFFERSON COUNTY, ALA.

Trade group and kind of business	Number of establishments	1948 sales and receipts (Thousand dollars)	Active proprietors of unincorporated businesses Nov. 1948	Paid employees, workweek ended nearest Nov. 15, 1948	
				Total employees ¹	Full workweek employees
RETAIL TRADE, total.....	5,152	439,163	4,897	26,961	22,649
Food group.....	1,835	105,897	1,799	3,869	2,793
Eating and drinking places.....	1,066	29,276	1,124	4,717	4,098
General merchandise grp, general stores	169	76,404	109	6,409	5,124
Apparel group.....	246	38,650	184	2,797	2,339
Furniture-home furnishgs-appliance grp	231	25,353	182	1,691	1,613
Automotive group.....	178	72,776	152	2,514	2,391
Gasoline service stations.....	530	19,028	517	1,168	921
Lumber-building-hardware group.....	169	15,435	163	1,030	936
Drug and proprietary stores.....	204	11,910	183	953	805
All other retail stores.....	524	44,434	484	1,813	1,629
WHOLESALE TRADE, total.....	858	833,714	517	11,337	x
Merchant wholesalers, total.....	552	349,451	382	7,530	x
Groceries, foods.....	127	75,304	114	1,609	x
Dry goods, apparel.....	24	11,526	29	216	x
Hardware, elec'l, plum'g & heat'g....	57	88,656	22	1,401	x
Mach'y, equip't, industrial supplies..	121	47,264	80	1,545	x
Automotive parts, accessories.....	41	7,329	36	342	x
All other merchant wholesalers.....	182	119,372	101	2,417	x
Manufact'rs' sales branches, offices..	160	352,724	2	2,890	x
Agents, brokers (merchandise).....	115	95,295	106	368	x
Other types of wholesale.....	31	36,244	27	549	x
SELECTED SERVICE TRADES, ^{2/} total.....	1,603	32,741	1,567	6,955	6,226
Personal services.....	985	17,056	959	5,012	4,526
Business services.....	78	3,945	64	684	580
Automotive repairs and services.....	305	6,832	294	763	679
Other repair services.....	235	4,908	250	496	441
HOTELS.....		Data withheld to avoid disclosure.			
TOURIST COURTS AND CAMPS.....	29	719	27	133	116
AMUSEMENTS.....	162	5,987	98	1,075	x

x Not available.

^{1/} Includes employees paid for less than the full workweek.^{2/} See General Description on last page for changes from the 1939 Census of Business in the coverage of Service Trades.

Table 2.—CENSUS OF BUSINESS PRELIMINARY RESULTS FOR 1948 FOR CITIES OF 2,500 INHABITANTS OR MORE

JEFFERSON COUNTY, ALA.

(Data omitted for trade groups where necessary to avoid disclosure)

City and trade group ¹	Number of establishments	1948 sales and receipts (Thousand dollars)	Active proprietors of unincorporated businesses Nov. 1948	Paid employees, workweek ended nearest Nov. 15, 1948	
				Total employees ²	Full workweek employees
Bessemer:					
Retail trade.....	410	28,378	410	1,570	1,252
Wholesale trade.....	17	10,919	22	233	x
Selected service trades....	130	1,662	128	452	397
Birmingham:					
Retail trade.....	3,078	340,053	2,868	22,020	18,736
Wholesale trade.....	809	806,239	476	10,862	x
Selected service trades....	1,165	28,770	1,113	6,020	5,401
Hotels.....	32	4,864	22	1,286	1,252
Amusements.....	92	4,818	44	809	x
Fairfield:					
Retail trade.....	136	8,971	121	539	442
Wholesale trade.....	Included with "Remainder of County"				
Selected service trades....	49	613	53	143	128
Amusements.....	10	130	6	24	x
Homewood:					
Retail trade.....	80	5,912	73	313	257
Wholesale trade.....	6	1,102	4	52	x
Selected service trades....	27	300	25	71	65
Leeds: (part)					
Retail trade.....	63	3,268	56	199	132
Selected service trades....	18	86	20	37	32
Tarrant City:					
Retail trade.....	87	5,396	85	260	184
Wholesale trade.....	Included with "Remainder of County"				
Selected service trades....	31	367	30	70	65
Remainder of county:					
Retail trade.....	1,298	47,185	1,284	2,060	1,646
Wholesale trade.....	26	15,454	15	190	x
Selected service trades....	183	943	198	162	138
Amusements.....	39	564	34	135	x

x Not available.

1/ See General Description on last page for changes from the 1939 Census of Business in the coverage of Service Trades.

2/ Includes employees paid for less than the full workweek.

3/ Except as indicated above, includes figures for establishments, other than wholesale, not located in cities of 2,500 inhabitants or more, and wholesale establishments not located in cities of 5,000 inhabitants or more.

GENERAL DESCRIPTION OF PRELIMINARY RELEASES FOR THE
1948 CENSUS OF BUSINESS

This series of releases, of which one is planned for each county in the United States, presents preliminary results of the 1948 Census of Business. The information is based on reports submitted by business establishments for that Census. The figures shown are preliminary, and are subject to revision in the final Census publications, but the changes are expected to be relatively minor with respect to coverage. The final Census figures will be issued in a series of Business Census bulletins which will show additional detailed kind-of-business information for all places where there are a sufficient number of establishments.

The 1948 Census of Business was taken under the provision of the Act of June 19, 1948, which provides that the Business Census be taken for 1948 and for each fifth year thereafter. Previous Business Censuses were taken for the years 1929, 1933, 1935, and 1939.

Scope of the Census.—The 1948 Census of Business covered all establishments in the following trades, as defined by the Standard Industrial Classification Manual, May 1949 issue, of the Executive Office of the President: all retail trades; all wholesale trades; all service trades in the following four groups—personal services, business services, automobile repairs and services, and miscellaneous repair services; hotels; tourist courts and camps; and amusements, including motion picture theaters. Some important services not covered are radio broadcasting and television, medical and health, legal, educational, nonprofit, accounting, and domestic services.

This coverage is similar to that of the 1939 Business Census. However, "custom trades" and "services incidental to transportation," which are no longer included in the standard classification of the service trades, are not covered by the 1948 Census. In a number of localities, these exclusions as well as other changes in the standard classification may have a considerable effect in comparing

1948 with 1939 data, particularly with respect to establishment count.

Establishment definition.—For Census purposes, a business establishment is defined to include only enterprises conducted from a recognizable place of business, provided that the annual sales were in excess of \$5,000 for a wholesale trade establishment and \$500 for establishments in other trades. A detailed analysis of coverage will be provided in future Census of Business publications.

"Number of establishments" is the number of separate business locations, rather than the number of business companies or organizations, since the Census figures represent information reported separately for each business location or establishment. The establishment count reflects the number of places in business at the end of 1948 excluding administrative and executive offices of multiunit organizations, and "chain store" warehouses.

Sales and receipts.—"1948 sales and receipts" represents sales of merchandise and receipts from repairs and other services to customers. The figures reflect deductions for returned goods and allowances, but not for trade-in allowances; they exclude sales and excise taxes collected from customers and paid directly to any taxing agency.

Proprietors.—"Active proprietors..." represents owners and partners of unincorporated businesses who devoted the major portion of their time to the business in November 1948.

Employment.—"Number of paid employees..." represents all employees on the pay roll for the pay period ending nearest November 15, 1948. "Full workweek" employees, whether regular or seasonal, are those who in the November 15 pay period were paid for working at least the number of hours typically worked in a week by employees of the reporting establishment.

1948 CENSUS OF BUSINESS

RETAIL, WHOLESALE, SERVICE TRADES

U. S. DEPARTMENT OF COMMERCE
BUREAU OF THE CENSUS

PRELIMINARY

For Release April 26, 1950

Release Series BC-1P-01-038

LAMAR COUNTY, ALA.

Retail, wholesale, and service establishments located in Lamar County, Alabama, showed a substantial expansion in dollar volume of trade from 1939 to 1948 according to preliminary figures from the 1948 Census of Business released today by the Bureau of the Census, U. S. Department of Commerce.

Retail sales in the county during 1948 aggregated \$4.5 million, an increase of 181 percent over the \$1.6 million in 1939, when the preceding Census of Business was taken. Wholesale sales in the county reached a total of \$1.5 million in 1948 as compared with \$0.2 million in 1939. The service trades included in the Census of Business recorded receipts totaling \$163,000 in 1948 compared with \$33,000 in 1939.

Employment in the county also rose over the 9-year period between 1939 and 1948 for the above trades. Establishments in these trades reported a combined total of 261 paid employees for the workweek ended nearest November 15, 1948. This compared with a total of 165 employees reported for the week of November 15, 1939.

These preliminary figures have been derived from a Census report on Lamar County, Alabama. Final figures, superseding the preliminary data for Lamar County, will be included in a Bulletin for the State of Alabama to be issued in several months. Similar data will be made available this year in preliminary and final form for each of the counties and States. A single copy of the preliminary release for Lamar County as well as an order blank for other area releases may be obtained by writing to the Bureau of the Census, Washington 25, D. C.

Table 1.—CENSUS OF BUSINESS PRELIMINARY RESULTS FOR 1948, BY TRADE GROUP

LAMAR COUNTY, ALA.

Trade group and kind of business	Number of establishments	1948 sales and receipts (Thousand dollars)	Active proprietors of unincorporated businesses Nov. 1948	Paid employees, workweek ended nearest Nov. 15, 1948	
				Total employees ¹	Full workweek employees
RETAIL TRADE, total.....	162	4,494	162	187	153
Food group.....	69	1,218	73	24	19
Eating and drinking places.....	12	134	12	13	11
General merchandise grp, general stores..	27	1,096	27	44	33
Furniture-home furnishings-appliance grp..	7	142	5	13	8
Gasoline service stations.....	21	357	19	17	15
Drug and proprietary stores.....	7	136	8	11	7
All other retail stores.....	19	1,411	18	65	60
WHOLESALE TRADE.....	7	1,486	9	37	x
SELECTED SERVICE TRADES, ^{2/} total.....	49	163	49	37	31
Personal services.....	24	84	25	24	19
All other service trades.....	25	79	24	13	12

x Not available.

^{1/} Includes employees paid for less than the full workweek.

^{2/} See General Description on last page for changes from the 1939 Census of Business in the coverage of Service Trades.

GENERAL DESCRIPTION OF PRELIMINARY RELEASES FOR THE 1948 CENSUS OF BUSINESS

This series of releases, of which one is planned for each county in the United States, presents preliminary results of the 1948 Census of Business. The information is based on reports submitted by business establishments for that Census. The figures shown are preliminary, and are subject to revision in the final Census publications, but the changes are expected to be relatively minor with respect to coverage. The final Census figures will be issued in a series of Business Census bulletins which will show additional detailed kind-of-business information for all places where there are a sufficient number of establishments.

The 1948 Census of Business was taken under the provision of the Act of June 19, 1948, which provides that the Business Census be taken for 1948 and for each fifth year thereafter. Previous Business Censuses were taken for the years 1929, 1933, 1935, and 1939.

Scope of the Census.—The 1948 Census of Business covered all establishments in the following trades, as defined by the Standard Industrial Classification Manual, May 1949 issue, of the Executive Office of the President: all retail trades; all wholesale trades; all service trades in the following four groups—personal services, business services, automobile repairs and services, and miscellaneous repair services; hotels; tourist courts and camps; and amusements, including motion picture theaters. Some important services not covered are radio broadcasting and television, medical and health, legal, educational, nonprofit, accounting, and domestic services.

This coverage is similar to that of the 1939 Business Census. However, "custom trades" and "services incidental to transportation," which are no longer included in the standard classification of the service trades, are not covered by the 1948 Census. In a number of localities, these exclusions as well as other changes in the standard classification may have a considerable effect in comparing

1948 with 1939 data, particularly with respect to establishment count.

Establishment definition.—For Census purposes, a business establishment is defined to include only enterprises conducted from a recognizable place of business, provided that the annual sales were in excess of \$5,000 for a wholesale trade establishment and \$500 for establishments in other trades. A detailed analysis of coverage will be provided in future Census of Business publications.

"Number of establishments" is the number of separate business locations, rather than the number of business companies or organizations, since the Census figures represent information reported separately for each business location or establishment. The establishment count reflects the number of places in business at the end of 1948 excluding administrative and executive offices of multiunit organizations, and "chain store" warehouses.

Sales and receipts.—"1948 sales and receipts" represents sales of merchandise and receipts from repairs and other services to customers. The figures reflect deductions for returned goods and allowances, but not for trade-in allowances; they exclude sales and excise taxes collected from customers and paid directly to any taxing agency.

Proprietors.—"Active proprietors..." represents owners and partners of unincorporated businesses who devoted the major portion of their time to the business in November 1948.

Employment.—"Number of paid employees..." represents all employees on the pay roll for the pay period ending nearest November 15, 1948. "Full workweek" employees, whether regular or seasonal, are those who in the November 15 pay period were paid for working at least the number of hours typically worked in a week by employees of the reporting establishment.

1948 CENSUS OF BUSINESS

U. S. DEPARTMENT OF COMMERCE
BUREAU OF THE CENSUS

RETAIL, WHOLESALE, SERVICE TRADES

PRELIMINARY

For Release April 10, 1950

Release Series BC-1P-01-039

LAUDERDALE COUNTY, ALA.

Retail, wholesale, and service establishments located in Lauderdale County, Alabama, showed a substantial expansion in dollar volume of trade from 1939 to 1948 according to preliminary figures from the 1948 Census of Business released today by the Bureau of the Census, U. S. Department of Commerce.

Retail sales in the county during 1948 aggregated \$30.5 million, an increase of 324 percent over the \$7.2 million in 1939, when the preceding Census of Business was taken. Wholesale sales in the county reached a total of \$16.0 million in 1948 as compared with \$2.5 million in 1939. The service trades included in the Census of Business recorded receipts totaling \$1.5 million in 1948 compared with \$0.3 million in 1939.

Employment in the county also rose over the 9-year period between 1939 and 1948 for the above trades. Establishments in these trades reported a combined total of 2,214 paid employees for the workweek ended nearest November 15, 1948. This compared with a total of 1,022 employees reported for the week of November 15, 1939.

These preliminary figures have been derived from a Census report on Lauderdale County, Alabama, which also includes data for the city of Florence. Final figures, superseding the preliminary data for Lauderdale County, will be included in a Bulletin for the State of Alabama to be issued in several months. Similar data will be made available this year in preliminary and final form for each of the counties and States. A single copy of the preliminary release for Lauderdale County as well as an order blank for other area releases may be obtained by writing to the Bureau of the Census, Washington 25, D. C.

Table 1.—CENSUS OF BUSINESS PRELIMINARY RESULTS FOR 1948, BY TRADE GROUP

LAUDERDALE COUNTY, ALA.

Trade group and kind of business	Number of establishments	1948 sales and receipts (Thousand dollars)	Active proprietors of unincorporated businesses Nov. 1948	Paid employees, workweek ended nearest Nov. 15, 1948	
				Total employees ¹	Full workweek employees
RETAIL TRADE, total.....	516	30,533	533	1,588	1,336
Food group.....	218	6,837	218	211	155
Eating and drinking places.....	48	782	47	151	119
General merchandise grp, general stores.	70	4,825	77	314	253
Apparel group.....	23	2,470	24	214	172
Furniture-home furnishgs-appliance grp.	21	1,379	23	64	60
Automotive group.....	23	6,486	28	168	163
Gasoline service stations.....	35	1,086	37	60	53
Lumber-building-hardware group.....	29	3,495	34	176	161
Drug and proprietary stores.....	10	872	10	83	71
All other retail stores.....	39	2,301	35	147	129
WHOLESALE TRADE, total.....	46	15,996	47	287	x
Merchant wholesalers.....	22	6,143	22	190	x
Other types of wholesalers.....	24	9,853	25	97	x
SELECTED SERVICE TRADES, ² / total.....	147	1,495	160	339	303
Personal services.....	79	914	87	265	240
All other service trades.....	68	581	73	74	63

¹ Not available.

² Includes employees paid for less than the full workweek.

³ See General Description on last page for changes from the 1939 Census of Business in the coverage of Service Trades.

Table 2.—CENSUS OF BUSINESS PRELIMINARY RESULTS FOR 1948 FOR CITIES OF 2,500 INHABITANTS OR MORE

LAUDERDALE COUNTY, ALA.

(Data omitted for trade groups where necessary to avoid disclosure)

City and trade group ¹	Number of establishments	1948 sales and receipts (Thousand dollars)	Active proprietors of unincorporated businesses Nov. 1948	Paid employees, workweek ended nearest Nov. 15, 1948	
				Total employees ²	Full workweek employees
Florence:					
Retail trade.....	283	25,474	290	1,432	1,230
Wholesale trade.....	36	14,088	37	246	x
Selected service trades....	101	1,172	110	309	275
Remainder of county:					
Retail trade.....	233	5,059	243	156	106
Wholesale trade.....	10	1,908	10	41	x
Selected service trades....	46	323	50	30	28

x Not available.

1/ See General Description on this page for changes from the 1939 Census of Business in the coverage of Service Trades.

2/ Includes employees paid for less than the full workweek.

GENERAL DESCRIPTION OF PRELIMINARY RELEASES FOR THE 1948 CENSUS OF BUSINESS

This series of releases, of which one is planned for each county in the United States, presents preliminary results of the 1948 Census of Business. The information is based on reports submitted by business establishments for that Census. The figures shown are preliminary, and are subject to revision in the final Census publications, but the changes are expected to be relatively minor with respect to coverage. The final Census figures will be issued in a series of Business Census bulletins which will show additional detailed kind-of-business information for all places where there are a sufficient number of establishments.

The 1948 Census of Business was taken under the provision of the Act of June 19, 1948, which provides that the Business Census be taken for 1948 and for each fifth year thereafter. Previous Business Censuses were taken for the years 1929, 1933, 1935, and 1939.

Scope of the Census.—The 1948 Census of Business covered all establishments in the following trades, as defined by the Standard Industrial Classification Manual, May 1949 issue, of the Executive Office of the President: all retail trades; all wholesale trades; all service trades in the following four groups—personal services, business services, automobile repairs and services, and miscellaneous repair services; hotels; tourist courts and camps; and amusements, including motion picture theaters. Some important services not covered are radio broadcasting and television, medical and health, legal, educational, nonprofit, accounting, and domestic services.

This coverage is similar to that of the 1939 Business Census. However, "custom trades" and "services incidental to transportation," which are no longer included in the standard classification of the service trades, are not covered by the 1948 Census. In a number of localities, these exclusions as well as

other changes in the standard classification may have a considerable effect in comparing 1948 with 1939 data, particularly with respect to establishment count.

Establishment definition.—For Census purposes, a business establishment is defined to include only enterprises conducted from a recognizable place of business, provided that the annual sales were in excess of \$5,000 for a wholesale trade establishment and \$500 for establishments in other trades. A detailed analysis of coverage will be provided in future Census of Business publications.

"Number of establishments" is the number of separate business locations, rather than the number of business companies or organizations, since the Census figures represent information reported separately for each business location or establishment. The establishment count reflects the number of places in business at the end of 1948 excluding administrative and executive offices of multiunit organizations, and "chain store" warehouses.

Sales and receipts.—"1948 sales and receipts" represents sales of merchandise and receipts from repairs and other services to customers. The figures reflect deductions for returned goods and allowances, but not for trade-in allowances; they exclude sales and excise taxes collected from customers and paid directly to any taxing agency.

Proprietors.—"Active proprietors..." represents owners and partners of unincorporated businesses who devoted the major portion of their time to the business in November 1948.

Employment.—"Number of paid employees..." represents all employees on the pay roll for the pay period ending nearest November 15, 1948. "Full workweek" employees, whether regular or seasonal, are those who in the November 15 pay period were paid for working at least the number of hours typically worked in a week by employees of the reporting establishment.

1948 CENSUS OF BUSINESS

RETAIL, WHOLESALE, SERVICE TRADES

U. S. DEPARTMENT OF COMMERCE
BUREAU OF THE CENSUS

PRELIMINARY

For Release April 10, 1950

Release Series BC-1P-01-040

LAWRENCE COUNTY, ALA.

Retail and service establishments located in Lawrence County, Alabama, showed a substantial expansion in dollar volume of trade from 1939 to 1948 according to preliminary figures from the 1948 Census of Business released today by the Bureau of the Census, U. S. Department of Commerce.

Retail sales in the county during 1948 aggregated \$5.6 million, an increase of 300 percent over the \$1.4 million in 1939, when the preceding Census of Business was taken. The service trades included in the Census of Business recorded receipts totaling \$330,000 in 1948 compared with \$48,000 in 1939.

Employment in the county also rose over the 9-year period between 1939 and 1948 for the above trades. Establishments in these trades reported a combined total of 289 paid employees for the workweek ended nearest November 15, 1948. This compared with a total of 140 employees reported for the week of November 15, 1939.

These preliminary figures have been derived from a Census report on Lawrence County, Alabama. Final figures, superseding the preliminary data for Lawrence County will be included in a Bulletin for the State of Alabama to be issued in several months. Similar data will be made available this year in preliminary and final form for each of the counties and States. A single copy of the preliminary release for Lawrence County as well as an order blank for other area releases may be obtained by writing to the Bureau of the Census, Washington 25, D. C.

Table 1.—CENSUS OF BUSINESS PRELIMINARY RESULTS FOR 1948, BY TRADE GROUP

LAWRENCE COUNTY, ALA.

Trade group and kind of business	Number of establishments	1948 sales and receipts (Thousand dollars)	Active proprietors of unincorporated businesses Nov. 1948	Paid employees, workweek ended nearest Nov. 15, 1948	
				Total employees ¹	Full workweek employees
RETAIL TRADE, total.....	219	5,626	231	244	174
Food group.....	132	1,972	137	35	22
Eating and drinking places.....	12	64	12	28	20
General merchandise grp, general stores	28	1,187	29	73	44
Furniture-home furnishings-appliance grp	5	198	7	5	5
Automotive group.....	5	723	5	29	28
Gasoline service stations.....	12	232	14	8	7
Lumber-building-hardware group.....	10	630	13	27	21
Drug and proprietary stores.....	6	256	5	16	12
All other retail stores.....	9	364	9	23	15
SELECTED SERVICE TRADES, ² /total.....	48	330	55	45	37
Personal services.....	18	96	23	28	22
All other service trades.....	30	234	32	17	15
AMUSEMENTS.....	8	72	12	14	x

x Not available.

¹/ Includes employees paid for less than the full workweek.

²/ See General Description on last page for changes from the 1939 Census of Business in the coverage of Service Trades.

GENERAL DESCRIPTION OF PRELIMINARY RELEASES FOR THE 1948 CENSUS OF BUSINESS

This series of releases, of which one is planned for each county in the United States, presents preliminary results of the 1948 Census of Business. The information is based on reports submitted by business establishments for that Census. The figures shown are preliminary, and are subject to revision in the final Census publications, but the changes are expected to be relatively minor with respect to coverage. The final Census figures will be issued in a series of Business Census bulletins which will show additional detailed kind-of-business information for all places where there are a sufficient number of establishments.

The 1948 Census of Business was taken under the provision of the Act of June 19, 1948, which provides that the Business Census be taken for 1948 and for each fifth year thereafter. Previous Business Censuses were taken for the years 1929, 1933, 1935, and 1939.

Scope of the Census.—The 1948 Census of Business covered all establishments in the following trades, as defined by the Standard Industrial Classification Manual, May 1949 issue, of the Executive Office of the President: all retail trades; all wholesale trades; all service trades in the following four groups—personal services, business services, automobile repairs and services, and miscellaneous repair services; hotels; tourist courts and camps; and amusements, including motion picture theaters. Some important services not covered are radio broadcasting and television, medical and health, legal, educational, nonprofit, accounting, and domestic services.

This coverage is similar to that of the 1939 Business Census. However, "custom trades" and "services incidental to transportation," which are no longer included in the standard classification of the service trades, are not covered by the 1948 Census. In a number of localities, these exclusions as well as other changes in the standard classification may have a considerable effect in comparing

1948 with 1939 data, particularly with respect to establishment count.

Establishment definition.—For Census purposes, a business establishment is defined to include only enterprises conducted from a recognizable place of business, provided that the annual sales were in excess of \$5,000 for a wholesale trade establishment and \$500 for establishments in other trades. A detailed analysis of coverage will be provided in future Census of Business publications.

"Number of establishments" is the number of separate business locations, rather than the number of business companies or organizations, since the Census figures represent information reported separately for each business location or establishment. The establishment count reflects the number of places in business at the end of 1948 excluding administrative and executive offices of multiunit organizations, and "chain store" warehouses.

Sales and receipts.—"1948 sales and receipts" represents sales of merchandise and receipts from repairs and other services to customers. The figures reflect deductions for returned goods and allowances, but not for trade-in allowances; they exclude sales and excise taxes collected from customers and paid directly to any taxing agency.

Proprietors.—"Active proprietors..." represents owners and partners of unincorporated businesses who devoted the major portion of their time to the business in November 1948.

Employment.—"Number of paid employees..." represents all employees on the pay roll for the pay period ending nearest November 15, 1948. "Full workweek" employees, whether regular or seasonal, are those who in the November 15 pay period were paid for working at least the number of hours typically worked in a week by employees of the reporting establishment.

1948 CENSUS OF BUSINESS

U. S. DEPARTMENT OF COMMERCE
BUREAU OF THE CENSUS

RETAIL, WHOLESALE, SERVICE TRADES

PRELIMINARY

For Release April 17, 1950

Release Series BC-1P-01-041

LEE COUNTY, ALA.

Retail, wholesale, and service establishments located in Lee County, Alabama, showed a substantial expansion in dollar volume of trade from 1939 to 1948 according to preliminary figures from the 1948 Census of Business released today by the Bureau of the Census, U. S. Department of Commerce.

Retail sales in the county during 1948 aggregated \$21.8 million, an increase of 311 percent over the \$5.3 million in 1939, when the preceding Census of Business was taken. Wholesale sales in the county reached a total of \$14.1 million in 1948 as compared with \$1.6 million in 1939. The service trades included in the Census of Business recorded receipts totaling \$1.4 million in 1948 compared with \$372,000 in 1939.

Employment in the county also rose over the 9-year period between 1939 and 1948 for the above trades. Establishments in these trades reported a combined total of 2,066 paid employees for the workweek ended nearest November 15, 1948. This compared with a total of 1,025 employees reported for the week of November 15, 1939.

These preliminary figures have been derived from a Census report on Lee County, Alabama, which also includes data for the cities of Auburn and Opelika. Final figures, superseding the preliminary data for Lee County, will be included in a Bulletin for the State of Alabama to be issued in several months. Similar data will be made available this year in preliminary and final form for each of the counties and States. A single copy of the preliminary release for Lee County as well as an order blank for other area releases may be obtained by writing to the Bureau of the Census, Washington 25, D. C.

Table 1.—CENSUS OF BUSINESS PRELIMINARY RESULTS FOR 1948, BY TRADE GROUP

LEE COUNTY, ALA.

Trade group and kind of business	Number of establishments	1948 sales and receipts (Thousand dollars)	Active proprietors of unincorporated businesses Nov. 1948	Paid employees, workweek ended nearest Nov. 15, 1948	
				Total employees ¹	Full workweek employees
RETAIL TRADE, total.....	402	21,805	376	1,346	1,075
Food group.....	170	6,042	165	203	120
Eating and drinking places.....	62	1,566	60	260	209
General merchandise grp, general stores	16	1,720	10	143	108
Apparel group.....	29	1,755	31	97	86
Furniture-home furnishings-appliance grp	26	1,275	22	81	77
Automotive group.....	12	2,797	8	133	130
Gasoline service stations.....	27	1,297	31	81	65
Lumber-building-hardware group.....	15	1,809	9	121	102
Drug and proprietary stores.....	13	886	12	130	101
All other retail stores.....	32	2,658	28	97	77
WHOLESALE TRADE.....	33	14,084	30	304	x
SELECTED SERVICE TRADES, ² /total.....	75	1,407	79	416	400
Personal services.....	51	994	53	373	359
All other service trades.....	24	413	26	43	41
AMUSEMENTS.....	13	430	9	55	x

x Not available.

¹/ Includes employees paid for less than the full workweek.

²/ See General Description on last page for changes from the 1939 Census of Business in the coverage of Service Trades.

Table 2.—CENSUS OF BUSINESS PRELIMINARY RESULTS FOR 1948 FOR CITIES OF 2,500 INHABITANTS OR MORE

LEE COUNTY, ALA.

(Data omitted for trade groups where necessary to avoid disclosure)

City and trade group ¹	Number of establishments	1948 sales and receipts (Thousand dollars)	Active proprietors of unincorporated businesses Nov. 1948	Paid employees, workweek ended nearest Nov. 15, 1948	
				Total employees ²	Full workweek employees
Auburn:					
Retail trade.....	88	5,346	73	455	359
Selected service trades.....	23	794	21	266	256
Opelika:					
Retail trade.....	190	14,290	177	815	657
Remainder of county:					
Retail trade.....	124	2,169	126	76	59

1/ See General Description on this page for changes from the 1939 Census of Business in the coverage of Service Trades.

2/ Includes employees paid for less than the full workweek.

GENERAL DESCRIPTION OF PRELIMINARY RELEASES FOR THE 1948 CENSUS OF BUSINESS

This series of releases, of which one is planned for each county in the United States, presents preliminary results of the 1948 Census of Business. The information is based on reports submitted by business establishments for that Census. The figures shown are preliminary, and are subject to revision in the final Census publications, but the changes are expected to be relatively minor with respect to coverage. The final Census figures will be issued in a series of Business Census bulletins which will show additional detailed kind-of-business information for all places where there are a sufficient number of establishments.

The 1948 Census of Business was taken under the provision of the Act of June 19, 1948, which provides that the Business Census be taken for 1948 and for each fifth year thereafter. Previous Business Censuses were taken for the years 1929, 1933, 1935, and 1939.

Scope of the Census.—The 1948 Census of Business covered all establishments in the following trades, as defined by the Standard Industrial Classification Manual, May 1949 issue, of the Executive Office of the President: all retail trades; all wholesale trades; all service trades in the following four groups—personal services, business services, automobile repairs and services, and miscellaneous repair services; hotels; tourist courts and camps; and amusements, including motion picture theaters. Some important services not covered are radio broadcasting and television, medical and health, legal, educational, nonprofit, accounting, and domestic services.

This coverage is similar to that of the 1939 Business Census. However, "custom trade" and "services incidental to transportation," which are no longer included in the standard classification of the service trades, are not covered by the 1948 Census. In a number of localities, these exclusions as well as other changes in the standard classification may have

a considerable effect in comparing 1948 with 1939 data, particularly with respect to establishment count.

Establishment definition.—For Census purposes, a business establishment is defined to include only enterprises conducted from a recognizable place of business, provided that the annual sales were in excess of \$5,000 for a wholesale trade establishment and \$500 for establishments in other trades. A detailed analysis of coverage will be provided in future Census of Business publications.

"Number of establishments" is the number of separate business locations, rather than the number of business companies or organizations, since the Census figures represent information reported separately for each business location or establishment. The establishment count reflects the number of places in business at the end of 1948 excluding administrative and executive offices of multiunit organizations, and "chain store" warehouses.

Sales and receipts.—"1948 sales and receipts" represents sales of merchandise and receipts from repairs and other services to customers. The figures reflect deductions for returned goods and allowances, but not for trade-in allowances; they exclude sales and excise taxes collected from customers and paid directly to any taxing agency.

Proprietors.—"Active proprietors..." represents owners and partners of unincorporated businesses who devoted the major portion of their time to the business in November 1948.

Employment.—"Number of paid employees..." represents all employees on the pay roll for the pay period ending nearest November 15, 1948. "Full workweek" employees, whether regular or seasonal, are those who in the November 15 pay period were paid for working at least the number of hours typically worked in a week by employees of the reporting establishment.

1948 CENSUS OF BUSINESS

RETAIL, WHOLESALE, SERVICE TRADES

U. S. DEPARTMENT OF COMMERCE
BUREAU OF THE CENSUS

PRELIMINARY

For Release April 10, 1950

Release Series BC-1P-01-042

LIMESTONE COUNTY, ALA.

Retail, wholesale, and service establishments located in Limestone County, Alabama, showed a substantial expansion in dollar volume of trade from 1939 to 1948 according to preliminary figures from the 1948 Census of Business released today by the Bureau of the Census, U. S. Department of Commerce.

Retail sales in the county during 1948 aggregated \$13.3 million, an increase of 316 percent over the \$3.2 million in 1939, when the preceding Census of Business was taken. Wholesale sales in the county reached a total of \$7.3 million in 1948 as compared with \$2.3 million in 1939. The service trades included in the Census of Business recorded receipts totaling \$450,000 in 1948 compared with \$118,000 in 1939.

Employment in the county also rose over the 9-year period between 1939 and 1948 for the above trades. Establishments in these trades reported a combined total of 930 paid employees for the workweek ended nearest November 15, 1948. This compared with a total of 536 employees reported for the week of November 15, 1939.

These preliminary figures have been derived from a Census report on Limestone County, Alabama, which also includes data for the city of Athens. Final figures, superseding the preliminary data for Limestone County, will be included in a Bulletin for the State of Alabama to be issued in several months. Similar data will be made available this year in preliminary and final form for each of the counties and States. A single copy of the preliminary release for Limestone County as well as an order blank for other area releases may be obtained by writing to the Bureau of the Census, Washington 25, D. C.

Table 1.—CENSUS OF BUSINESS PRELIMINARY RESULTS FOR 1948, BY TRADE GROUP

LIMESTONE COUNTY, ALA.

Trade group and kind of business	Number of establishments	1948 sales and receipts (Thousand dollars)	Active proprietors of unincorporated businesses Nov. 1948	Paid employees, workweek ended nearest Nov. 15, 1948	
				Total employees ¹	Full workweek employees
RETAIL TRADE, total.....	282	13,328	310	748	598
Food group.....	131	3,558	132	92	75
Eating and drinking places.....	24	364	25	76	53
General merchandise grp, general stores.....	39	1,760	47	149	83
Apparel group.....	8	615	9	43	38
Furniture-home furnishings-appliance grp.....	11	512	13	28	22
Automotive group.....	16	2,242	18	90	86
Gasoline service stations.....	17	666	15	40	29
Lumber-building-hardware group.....	17	2,022	25	133	123
Drug and proprietary stores.....	7	379	12	27	23
All other retail stores.....	12	1,210	14	70	66
WHOLESALE TRADE.....	16	7,289	20	95	x
SELECTED SERVICE TRADES, ² total.....	55	450	57	87	72
Personal services.....	34	226	36	62	51
All other service trades.....	21	224	21	25	21

x Not available.

¹/ Includes employees paid for less than the full workweek.

²/ See General Description on last page for changes from the 1939 Census of Business in the coverage of Service Trades.

Table 2.—CENSUS OF BUSINESS PRELIMINARY RESULTS FOR 1948 FOR CITIES OF 2,500 INHABITANTS OR MORE

LIMESTONE COUNTY, ALA.

(Data omitted for trade groups where necessary to avoid disclosure)

City and trade group ¹	Number of establishments	1948 sales and receipts (Thousand dollars)	Active proprietors of unincorporated businesses Nov. 1948	Paid employees, workweek ended nearest Nov. 15, 1948	
				Total employees ²	Full workweek employees
Athens:					
Retail trade.....	132	10,092	158	650	522
Selected service trades....	33	251	35	68	56
Remainder of county:					
Retail trade.....	150	3,236	152	98	76
Selected service trades....	22	199	22	19	16

- 1/ See General Description on this page for changes from the 1939 Census of Business in the coverage of Service Trades.
- 2/ Includes employees paid for less than the full workweek.

GENERAL DESCRIPTION OF PRELIMINARY RELEASES FOR THE 1948 CENSUS OF BUSINESS

This series of releases, of which one is planned for each county in the United States, presents preliminary results of the 1948 Census of Business. The information is based on reports submitted by business establishments for that Census. The figures shown are preliminary, and are subject to revision in the final Census publications, but the changes are expected to be relatively minor with respect to coverage. The final Census figures will be issued in a series of Business Census bulletins which will show additional detailed kind-of-business information for all places where there are a sufficient number of establishments.

The 1948 Census of Business was taken under the provision of the Act of June 19, 1948, which provides that the Business Censuses be taken for 1948 and for each fifth year thereafter. Previous Business Censuses were taken for the years 1929, 1933, 1935, and 1939.

Scope of the Census.—The 1948 Census of Business covered all establishments in the following trades, as defined by the Standard Industrial Classification Manual, May 1949 issue, of the Executive Office of the President: all retail trades; all wholesale trades; all service trades in the following four groups—personal services, business services, automobile repairs and services, and miscellaneous repair services; hotels; tourist courts and camps; and amusements, including motion picture theaters. Some important services not covered are radio broadcasting and television, medical and health, legal, educational, nonprofit, accounting, and domestic services.

This coverage is similar to that of the 1939 Business Census. However, "custom trades" and "services incidental to transportation," which are no longer included in the standard classification of the service trades, are not covered by the 1948 Census. In a number of localities, these exclusions as well as

other changes in the standard classification may have a considerable effect in comparing 1948 with 1939 data, particularly with respect to establishment count.

Establishment definition.—For Census purposes, a business establishment is defined to include only enterprises conducted from a recognizable place of business, provided that the annual sales were in excess of \$5,000 for a wholesale trade establishment and \$500 for establishments in other trades. A detailed analysis of coverage will be provided in future Censuses of Business publications.

"Number of establishments" is the number of separate business locations, rather than the number of business companies or organizations, since the Census figures represent information reported separately for each business location or establishment. The establishment count reflects the number of places in business at the end of 1948 excluding administrative and executive offices of multiunit organizations, and "chain store" warehouses.

Sales and receipts.—"1948 sales and receipts" represents sales of merchandise and receipts from repairs and other services to customers. The figures reflect deductions for returned goods and allowances, but not for trade-in allowances; they exclude sales and excise taxes collected from customers and paid directly to any taxing agency.

Proprietors.—"Active proprietors..." represents owners and partners of unincorporated businesses who devoted the major portion of their time to the business in November 1948.

Employment.—"Number of paid employees..." represents all employees on the pay roll for the pay period ending nearest November 15, 1948. "Full workweek" employees, whether regular or seasonal, are those who in the November 15 pay period were paid for working at least the number of hours typically worked in a week by employees of the reporting establishment.

1948 CENSUS OF BUSINESS

U. S. DEPARTMENT OF COMMERCE
BUREAU OF THE CENSUS

RETAIL, WHOLESALE, SERVICE TRADES

PRELIMINARY

For Release April 26, 1950

Release Series BC-1P-01-043

LOWNDES COUNTY, ALA.

Retail, wholesale, and service establishments located in Lowndes County, Alabama, showed an expansion in dollar volume of trade from 1939 to 1948 according to preliminary figures from the 1948 Census of Business released today by the Bureau of the Census, U. S. Department of Commerce.

Retail sales in the county during 1948 aggregated \$4.4 million, an increase of 214 percent over the \$1.4 million in 1939, when the preceding Census of Business was taken. Wholesale sales in the county reached a total of \$400,000 in 1948 as compared with \$396,000 in 1939. The service trades included in the Census of Business recorded receipts totaling \$97,000 in 1948 compared with \$12,000 in 1939.

Employment in the county also rose over the 9-year period between 1939 and 1948 for the above trades. Establishments in these trades reported a combined total of 176 paid employees for the workweek ended nearest November 15, 1948. This compared with a total of 159 employees reported for the week of November 15, 1939.

These preliminary figures have been derived from a Census report on Lowndes County, Alabama. Final figures, superseding the preliminary data for Lowndes County, will be included in a Bulletin for the State of Alabama to be issued in several months. Similar data will be made available this year in preliminary and final form for each of the counties and States. A single copy of the preliminary release for Lowndes County as well as an order blank for other area releases may be obtained by writing to the Bureau of the Census, Washington 25, D. C.

Table 1.—CENSUS OF BUSINESS PRELIMINARY RESULTS FOR 1948, BY TRADE GROUP

LOWNDES COUNTY, ALA.

Trade group and kind of business	Number of establishments	1948 sales and receipts (Thousand dollars)	Active proprietors of unincorporated businesses Nov. 1948	Paid employees, workweek ended nearest Nov. 15, 1948	
				Total employees ¹	Full workweek employees
RETAIL TRADE, total.....	126	4,365	121	157	111
Food group.....	51	910	45	23	15
Eating and drinking places.....	18	166	17	20	10
Gasoline service stations.....	13	248	13	3	2
All other retail stores.....	44	3,041	46	111	84
WHOLESALE TRADE.....	5	400	4	9	x
SELECTED SERVICE TRADES ^{2/}	8	97	8	10	10

x Not available.

^{1/} Includes employees paid for less than the full workweek.

^{2/} See General Description on last page for changes from the 1939 Census of Business in the coverage of Service Trades.

GENERAL DESCRIPTION OF PRELIMINARY RELEASES FOR THE 1948 CENSUS OF BUSINESS

This series of releases, of which one is planned for each county in the United States, presents preliminary results of the 1948 Census of Business. The information is based on reports submitted by business establishments for that Census. The figures shown are preliminary, and are subject to revision in the final Census publications, but the changes are expected to be relatively minor with respect to coverage. The final Census figures will be issued in a series of Business Census bulletins which will show additional detailed kind-of-business information for all places where there are a sufficient number of establishments.

The 1948 Census of Business was taken under the provision of the Act of June 19, 1948, which provides that the Business Census be taken for 1948 and for each fifth year thereafter. Previous Business Censuses were taken for the years 1929, 1933, 1935, and 1939.

Scope of the Census.—The 1948 Census of Business covered all establishments in the following trades, as defined by the Standard Industrial Classification Manual, May 1949 issue, of the Executive Office of the President: all retail trades; all wholesale trades; all service trades in the following four groups—personal services, business services, automobile repairs and services, and miscellaneous repair services; hotels; tourist courts and camps; and amusements, including motion picture theaters. Some important services not covered are radio broadcasting and television, medical and health, legal, educational, nonprofit, accounting, and domestic services.

This coverage is similar to that of the 1939 Business Census. However, "custom trades" and "services incidental to transportation," which are no longer included in the standard classification of the service trades, are not covered by the 1948 Census. In a number of localities, these exclusions as well as other changes in the standard classification may have a considerable effect in comparing

1948 with 1939 data, particularly with respect to establishment count.

Establishment definition.—For Census purposes, a business establishment is defined to include only enterprises conducted from a recognizable place of business, provided that the annual sales were in excess of \$5,000 for a wholesale trade establishment and \$500 for establishments in other trades. A detailed analysis of coverage will be provided in future Census of Business publications.

"Number of establishments" is the number of separate business locations, rather than the number of business companies or organizations, since the Census figures represent information reported separately for each business location or establishment. The establishment count reflects the number of places in business at the end of 1948 excluding administrative and executive offices of multiunit organizations, and "chain store" warehouses.

Sales and receipts.—"1948 sales and receipts" represents sales of merchandise and receipts from repairs and other services to customers. The figures reflect deductions for returned goods and allowances, but not for trade-in allowances; they exclude sales and excise taxes collected from customers and paid directly to any taxing agency.

Proprietors.—"Active proprietors..." represents owners and partners of unincorporated businesses who devoted the major portion of their time to the business in November 1948.

Employment.—"Number of paid employees..." represents all employees on the pay roll for the pay period ending nearest November 15, 1948. "Full workweek" employees, whether regular or seasonal, are those who in the November 15 pay period were paid for working at least the number of hours typically worked in a week by employees of the reporting establishment.

1948 CENSUS OF BUSINESS

RETAIL, WHOLESALE, SERVICE TRADES

U. S. DEPARTMENT OF COMMERCE
BUREAU OF THE CENSUS

PRELIMINARY

For Release April 10, 1950

Release Series BC-1P-01-044

MACON COUNTY, ALA.

Retail, wholesale, and service establishments located in Macon County, Alabama, showed a substantial expansion in dollar volume of trade from 1939 to 1948 according to preliminary figures from the 1948 Census of Business released today by the Bureau of the Census, U. S. Department of Commerce.

Retail sales in the county during 1948 aggregated \$8.9 million, an increase of 230 percent over the \$2.7 million in 1939, when the preceding Census of Business was taken. Wholesale sales in the county reached a total of \$3.0 million in 1948 as compared with \$0.9 million in 1939. The service trades included in the Census of Business recorded receipts totaling \$385,000 in 1948 compared with \$122,000 in 1939.

Employment in the county also rose over the 9-year period between 1939 and 1948 for the above trades. Establishments in these trades reported a combined total of 736 paid employees for the workweek ended nearest November 15, 1948. This compared with a total of 435 employees reported for the week of November 15, 1939.

These preliminary figures have been derived from a Census report on Macon County, Alabama, which also includes data for the city of Tuskegee. Final figures, superseding the preliminary data for Macon County, will be included in a Bulletin for the State of Alabama to be issued in several months. Similar data will be made available this year in preliminary and final form for each of the counties and States. A single copy of the preliminary release for Macon County as well as an order blank for other area releases may be obtained by writing to the Bureau of the Census, Washington 25, D. C.

Table 1.—CENSUS OF BUSINESS PRELIMINARY RESULTS FOR 1948, BY TRADE GROUP

MACON COUNTY, ALA.

Trade group and kind of business	Number of establishments	1948 sales and receipts (Thousand dollars)	Active proprietors of unincorporated businesses Nov. 1948	Paid employees, workweek ended nearest Nov. 15, 1948	
				Total employees ¹	Full workweek employees
RETAIL TRADE, total.....	231	8,891	229	536	420
Food group.....	104	3,017	103	124	82
Eating and drinking places.....	16	213	15	54	44
General merchandise grp, general stores	29	870	27	51	27
Apparel group.....	13	693	15	33	21
Furniture-home furnishgs-appliance grp	8	391	5	31	21
Automotive group.....	10	1,335	9	62	58
Gasoline service stations.....	26	681	27	33	27
Lumber-building-hardware group.....	9	1,154	15	107	107
Drug and proprietary stores.....	6	235	5	25	21
All other retail stores.....	10	302	8	16	12
WHOLESALE TRADE.....	12	3,035	14	112	x
SELECTED SERVICE TRADES, ² /total.....	47	385	46	88	76
Personal services.....	32	243	30	72	60
All other service trades.....	15	142	16	16	16

x Not available.

¹/ Includes employees paid for less than the full workweek.

²/ See General Description on last page for changes from the 1939 Census of Business in the coverage of Service Trades.

Table 2.—CENSUS OF BUSINESS PRELIMINARY RESULTS FOR 1948 FOR CITIES OF 2,500 INHABITANTS OR MORE
MACON COUNTY, ALA.

(Data omitted for trade groups where necessary to avoid disclosure)

City and trade group ¹	Number of establishments	1948 sales and receipts (Thousand dollars)	Active proprietors of unincorporated businesses Nov. 1948	Paid employees, workweek ended nearest Nov. 15, 1948	
				Total employees ²	Full workweek employees
Tuskegee:					
Retail trade.....	116	6,792	116	484	389
Selected service trades....	31	237	31	63	53
Remainder of county:					
Retail trade.....	115	2,099	113	52	31
Selected service trades....	16	148	15	25	23

1/ See General Description on this page for changes from the 1939 Census of Business in the coverage of Service Trades.

2/ Includes employees paid for less than the full workweek.

GENERAL DESCRIPTION OF PRELIMINARY RELEASES FOR THE 1948 CENSUS OF BUSINESS

This series of releases, of which one is planned for each county in the United States, presents preliminary results of the 1948 Census of Business. The information is based on reports submitted by business establishments for that Census. The figures shown are preliminary, and are subject to revision in the final Census publications, but the changes are expected to be relatively minor with respect to coverage. The final Census figures will be issued in a series of Business Census bulletins which will show additional detailed kind-of-business information for all places where there are a sufficient number of establishments.

The 1948 Census of Business was taken under the provision of the Act of June 19, 1948, which provides that the Business Census be taken for 1948 and for each fifth year thereafter. Previous Business Censuses were taken for the years 1929, 1933, 1935, and 1939.

Scope of the Census.—The 1948 Census of Business covered all establishments in the following trades, as defined by the Standard Industrial Classification Manual, May 1949 issue, of the Executive Office of the President: all retail trades; all wholesale trades; all service trades in the following four groups—personal services, business services, automobile repairs and services, and miscellaneous repair services; hotels; tourist courts and camps; and amusements, including motion picture theaters. Some important services not covered are radio broadcasting and television, medical and health, legal, educational, nonprofit, accounting, and domestic services.

This coverage is similar to that of the 1939 Business Census. However, "custom trades" and "services incidental to transportation," which are no longer included in the standard classification of the service trades, are not covered by the 1948 Census. In a number of localities, these exclusions as well as other changes in the standard classification may have

a considerable effect in comparing 1948 with 1939 data, particularly with respect to establishment count.

Establishment definition.—For Census purposes, a business establishment is defined to include only enterprises conducted from a recognizable place of business, provided that the annual sales were in excess of \$5,000 for a wholesale trade establishment and \$500 for establishments in other trades. A detailed analysis of coverage will be provided in future Census of Business publications.

"Number of establishments" is the number of separate business locations, rather than the number of business companies or organizations, since the Census figures represent information reported separately for each business location or establishment. The establishment count reflects the number of places in business at the end of 1948 excluding administrative and executive offices of multiunit organizations, and "chain store" warehouses.

Sales and receipts.—"1948 sales and receipts" represents sales of merchandise and receipts from repairs and other services to customers. The figures reflect deductions for returned goods and allowances, but not for trade-in allowances; they exclude sales and excise taxes collected from customers and paid directly to any taxing agency.

Proprietors.—"Active proprietors..." represents owners and partners of unincorporated businesses who devoted the major portion of their time to the business in November 1948.

Employment.—"Number of paid employees..." represents all employees on the pay roll for the pay period ending nearest November 15, 1948. "Full workweek" employees, whether regular or seasonal, are those who in the November 15 pay period were paid for working at least the number of hours typically worked in a week by employees of the reporting establishment.

1948 CENSUS OF BUSINESS

RETAIL, WHOLESALE, SERVICE TRADES

U. S. DEPARTMENT OF COMMERCE
BUREAU OF THE CENSUS

PRELIMINARY

For Release April 19, 1950

Release Series BC-1P-01-045

MADISON COUNTY, ALA.

Retail, wholesale, and service establishments located in Madison County, Alabama, showed a substantial expansion in dollar volume of trade from 1939 to 1948 according to preliminary figures from the 1948 Census of Business released today by the Bureau of the Census, U. S. Department of Commerce.

Retail sales in the county during 1948 aggregated \$41.6 million, an increase of 271 percent over the \$11.2 million in 1939, when the preceding Census of Business was taken. Wholesale sales in the county reached a total of \$33.8 million in 1948 as compared with \$8.3 million in 1939. The service trades included in the Census of Business recorded receipts totaling \$1.4 million in 1948 compared with \$0.5 million in 1939.

Employment in the county also rose over the 9-year period between 1939 and 1948 for the above trades. Establishments in these trades reported a combined total of 3,041 paid employees for the workweek ended nearest November 15, 1948. This compared with a total of 1,962 employees reported for the week of November 15, 1939.

These preliminary figures have been derived from a Census report on Madison County, Alabama, which also includes data for the city of Huntsville. Final figures, superseding the preliminary data for Madison County, will be included in a Bulletin for the State of Alabama to be issued in several months. Similar data will be made available this year in preliminary and final form for each of the counties and States. A single copy of the preliminary release for Madison County as well as an order blank for other area releases may be obtained by writing to the Bureau of the Census, Washington 25, D. C.

Table 1.—CENSUS OF BUSINESS PRELIMINARY RESULTS FOR 1948, BY TRADE GROUP
MADISON COUNTY, ALA.

Trade group and kind of business	Number of establishments	1948 sales and receipts (Thousand dollars)	Active proprietors of unincorporated businesses Nov. 1948	Paid employees, workweek ended nearest Nov. 15, 1948	
				Total employees ¹	Full workweek employees
RETAIL TRADE, total.....	572	41,631	578	2,331	1,829
Food group.....	207	8,489	209	301	219
Eating and drinking places.....	82	2,170	89	297	224
General merchandise grp, general stores.	53	8,073	50	600	393
Apparel group.....	28	1,961	25	162	124
Furniture-home furnishgs-appliance grp.	24	1,769	22	107	101
Automotive group.....	34	7,578	36	260	240
Gasoline service stations.....	52	1,807	53	123	93
Lumber-building-hardware group.....	31	4,382	36	235	211
Drug and proprietary stores.....	14	1,066	13	70	69
All other retail stores.....	47	4,336	45	176	155
WHOLESALE TRADE.....	47	33,751	45	338	x
SELECTED SERVICE TRADES, ² /total.....	123	1,416	128	372	343
Personal services.....	82	1,045	83	316	291
All other service trades.....	41	371	45	56	52

x Not available.

¹/ Includes employees paid for less than the full workweek.

²/ See General Description on last page for changes from the 1939 Census of Business in the coverage of Service Trades.

90084

Table 2.—CENSUS OF BUSINESS PRELIMINARY RESULTS FOR 1948 FOR CITIES OF 2,500 INHABITANTS OR MORE

MADISON COUNTY, ALA.

(Data omitted for trade groups where necessary to avoid disclosure)

City and trade group ¹	Number of establishments	1948 sales and receipts (Thousand dollars)	Active proprietors of unincorporated businesses Nov. 1948	Paid employees, workweek ended nearest Nov. 15, 1948	
				Total employees ²	Full workweek employees
Huntsville:					
Retail trade.....	306	32,527	313	1,888	1,525
Wholesale trade.....	32	31,568	27	294	x
Selected service trades..	78	1,028	84	280	262
Remainder of county:					
Retail trade.....	266	9,104	265	443	304
Wholesale trade.....	15	2,183	18	44	x
Selected service trades..	45	388	44	92	81

x Not available.

¹/ See General Description on this page for changes from the 1939 Census of Business in the coverage of Service Trades.

²/ Includes employees paid for less than the full workweek.

GENERAL DESCRIPTION OF PRELIMINARY RELEASES FOR THE 1948 CENSUS OF BUSINESS

This series of releases, of which one is planned for each county in the United States, presents preliminary results of the 1948 Census of Business. The information is based on reports submitted by business establishments for that Census. The figures shown are preliminary, and are subject to revision in the final Census publications, but the changes are expected to be relatively minor with respect to coverage. The final Census figures will be issued in a series of Business Census bulletins which will show additional detailed kind-of-business information for all places where there are a sufficient number of establishments.

The 1948 Census of Business was taken under the provision of the Act of June 19, 1948, which provides that the Business Census be taken for 1948 and for each fifth year thereafter. Previous Business Censuses were taken for the years 1929, 1933, 1935, and 1939.

Scope of the Census.—The 1948 Census of Business covered all establishments in the following trades, as defined by the Standard Industrial Classification Manual, May 1949 issue, of the Executive Office of the President: all retail trades; all wholesale trades; all service trades in the following four groups—personal services, business services, automobile repairs and services, and miscellaneous repair services; hotels; tourist courts and camps; and amusements, including motion picture theaters. Some important services not covered are radio broadcasting and television, medical and health, legal, educational, nonprofit, accounting, and domestic services.

This coverage is similar to that of the 1939 Business Census. However, "custom trade" and "services incidental to transportation," which are no longer included in the standard classification of the service trades, are not covered by the 1948 Census. In a number of localities, these exclusions as well as other changes in the standard classification may have

a considerable effect in comparing 1948 with 1939 data, particularly with respect to establishment count.

Establishment definition.—For Census purposes, a business establishment is defined to include only enterprises conducted from a recognizable place of business, provided that the annual sales were in excess of \$5,000 for a wholesale trade establishment and \$500 for establishments in other trades. A detailed analysis of coverage will be provided in future Census of Business publications.

"Number of establishments" is the number of separate business locations, rather than the number of business companies or organizations, since the Census figures represent information reported separately for each business location or establishment. The establishment count reflects the number of places in business at the end of 1948 excluding administrative and executive offices of multiunit organizations, and "chain store" warehouses.

Sales and receipts.—"1948 sales and receipts" represents sales of merchandise and receipts from repairs and other services to customers. The figures reflect deductions for returned goods and allowances, but not for trade-in allowances; they exclude sales and excise taxes collected from customers and paid directly to any taxing agency.

Proprietors.—"Active proprietors..." represents owners and partners of unincorporated businesses who devoted the major portion of their time to the business in November 1948.

Employment.—"Number of paid employees..." represents all employees on the pay roll for the pay period ending nearest November 15, 1948. "Full workweek" employees, whether regular or seasonal, are those who in the November 15 pay period were paid for working at least the number of hours typically worked in a week by employees of the reporting establishment.

1948 CENSUS OF BUSINESS

RETAIL, WHOLESALE, SERVICE TRADES

U. S. DEPARTMENT OF COMMERCE
BUREAU OF THE CENSUS

PRELIMINARY

For Release April 10, 1950

Release Series BC-1P-01-046

MARENGO COUNTY, ALA.

Retail, wholesale, and service establishments located in Marengo County, Alabama, showed a substantial expansion in dollar volume of trade from 1939 to 1948 according to preliminary figures from the 1948 Census of Business released today by the Bureau of the Census, U. S. Department of Commerce.

Retail sales in the county during 1948 aggregated \$11.6 million, an increase of 263 percent over the \$3.2 million in 1939, when the preceding Census of Business was taken. Wholesale sales in the county reached a total of \$8.6 million in 1948 as compared with \$2.3 million in 1939. The service trades included in the Census of Business recorded receipts totaling \$414,000 in 1948 compared with \$59,000 in 1939.

Employment in the county also rose over the 9-year period between 1939 and 1948 for the above trades. Establishments in these trades reported a combined total of 788 paid employees for the workweek ended nearest November 15, 1948. This compared with a total of 480 employees reported for the week of November 15, 1939.

These preliminary figures have been derived from a Census report on Marengo County, Alabama, which also includes data for the city of Demopolis. Final figures, superseding the preliminary data for Marengo County, will be included in a Bulletin for the State of Alabama to be issued in several months. Similar data will be made available this year in preliminary and final form for each of the counties and States. A single copy of the preliminary release for Marengo County as well as an order blank for other releases may be obtained by writing to the Bureau of the Census, Washington 25, D. C.

Table 1.—CENSUS OF BUSINESS PRELIMINARY RESULTS FOR 1948, BY TRADE GROUP

MARENGO COUNTY, ALA.

Trade group and kind of business	Number of establishments	1948 sales and receipts (Thousand dollars)	Active proprietors of unincorporated businesses Nov. 1948	Paid employees, workweek ended nearest Nov. 15, 1948	
				Total employees ¹	Full workweek employees
RETAIL TRADE, total.....	279	11,646	257	620	457
Food group.....	123	2,527	117	77	46
Eating and drinking places.....	17	240	17	40	34
General merchandise grp, general stores.....	59	2,517	52	152	84
Apparel group.....	8	489	6	32	20
Furniture-home furnishings-appliance grp.....	12	912	7	62	52
Automotive group.....	11	1,790	8	77	76
Gasoline service stations.....	17	450	13	34	29
Lumber-building-hardware group.....	13	1,512	13	91	70
Drug and proprietary stores.....	8	303	9	24	20
All other retail stores.....	11	906	15	31	26
WHOLESALE TRADE.....	11	8,578	11	71	x
SELECTED SERVICE TRADES, ² /total.....	41	414	37	97	89
Personal services.....	27	281	22	80	77
All other service trades.....	14	133	15	17	12

x Not available.

¹/ Includes employees paid for less than the full workweek.

²/ See General Description on last page for changes from the 1939 Census of Business in the coverage of Service Trades.

Table 2.—CENSUS OF BUSINESS PRELIMINARY RESULTS FOR 1948 FOR CITIES OF 2,500 INHABITANTS OR MORE

MARENGO COUNTY, ALA.

(Data omitted for trade groups where necessary to avoid disclosure)

City and trade group ¹	Number of establishments	1948 sales and receipts (Thousand dollars)	Active proprietors of unincorporated businesses Nov. 1948	Paid employees, workweek ended nearest Nov. 15, 1948	
				Total employees ²	Full workweek employees
Demopolis:					
Retail trade.....	82	5,769	74	352	257
Selected service trades....	21	308	19	72	67
Remainder of county:					
Retail trade.....	197	5,877	183	268	200
Selected service trades....	20	106	18	25	22

1/ See General Description on this page for changes from the 1939 Census of Business in the coverage of Service Trades.

2/ Includes employees paid for less than the full workweek.

GENERAL DESCRIPTION OF PRELIMINARY RELEASES FOR THE 1948 CENSUS OF BUSINESS

This series of releases, of which one is planned for each county in the United States, presents preliminary results of the 1948 Census of Business. The information is based on reports submitted by business establishments for that Census. The figures shown are preliminary, and are subject to revision in the final Census publications, but the changes are expected to be relatively minor with respect to coverage. The final Census figures will be issued in a series of Business Census bulletins which will show additional detailed kind-of-business information for all places where there are a sufficient number of establishments.

The 1948 Census of Business was taken under the provision of the Act of June 19, 1948, which provides that the Business Census be taken for 1948 and for each fifth year thereafter. Previous Business Censuses were taken for the years 1929, 1933, 1935, and 1939.

Scope of the Census.—The 1948 Census of Business covered all establishments in the following trades, as defined by the Standard Industrial Classification Manual, May 1949 issue, of the Executive Office of the President: all retail trades; all wholesale trades; all service trades in the following four groups—personal services, business services, automobile repairs and services, and miscellaneous repair services; hotels; tourist courts and camps; and amusements, including motion picture theaters. Some important services not covered are radio broadcasting and television, medical and health, legal, educational, nonprofit, accounting, and domestic services.

This coverage is similar to that of the 1939 Business Census. However, "custom trades" and "services incidental to transportation," which are no longer included in the standard classification of the service trades, are not covered by the 1948 Census. In a number of localities, these exclusions as well as

other changes in the standard classification may have a considerable effect in comparing 1948 with 1939 data, particularly with respect to establishment count.

Establishment definition.—For Census purposes, a business establishment is defined to include only enterprises conducted from a recognizable place of business, provided that the annual sales were in excess of \$5,000 for a wholesale trade establishment and \$500 for establishments in other trades. A detailed analysis of coverage will be provided in future Census of Business publications.

"Number of establishments" is the number of separate business locations, rather than the number of business companies or organizations, since the Census figures represent information reported separately for each business location or establishment. The establishment count reflects the number of places in business at the end of 1948 excluding administrative and executive offices of multinit organizations, and "chain store" warehouses.

Sales and receipts.—"1948 sales and receipts" represents sales of merchandise and receipts from repairs and other services to customers. The figures reflect deductions for returned goods and allowances, but not for trade-in allowances; they exclude sales and excise taxes collected from customers and paid directly to any taxing agency.

Proprietors.—"Active proprietors..." represents owners and partners of unincorporated businesses who devoted the major portion of their time to the business in November 1948.

Employment.—"Number of paid employees..." represents all employees on the pay roll for the pay period ending nearest November 15, 1948. "Full workweek" employees, whether regular or seasonal, are those who in the November 15 pay period were paid for working at least the number of hours typically worked in a week by employees of the reporting establishment.

1948 CENSUS OF BUSINESS

RETAIL, WHOLESALE, SERVICE TRADES

U. S. DEPARTMENT OF COMMERCE
BUREAU OF THE CENSUS

PRELIMINARY

For Release April 10, 1950

Release Series BC-1P-01-047

MARION COUNTY, ALA.

Retail, wholesale, and service establishments located in Marion County, Alabama, showed a substantial expansion in dollar volume of trade from 1939 to 1948 according to preliminary figures from the 1948 Census of Business released today by the Bureau of the Census, U. S. Department of Commerce.

Retail sales in the county during 1948 aggregated \$9.0 million, an increase of 329 percent over the \$2.1 million in 1939, when the preceding Census of Business was taken. Wholesale sales in the county reached a total of \$3.3 million in 1948 as compared with \$0.7 million in 1939. The service trades included in the Census of Business recorded receipts totaling \$337,000 in 1948 compared with \$63,000 in 1939.

Employment in the county also rose over the 9-year period between 1939 and 1948 for the above trades. Establishments in these trades reported a combined total of 482 paid employees for the workweek ended nearest November 15, 1948. This compared with a total of 229 employees reported for the week of November 15, 1939.

These preliminary figures have been derived from a Census report on Marion County, Alabama. Final figures, superseding the preliminary data for Marion County, will be included in a Bulletin for the State of Alabama to be issued in several months. Similar data will be made available this year in preliminary and final form for each of the counties and States. A single copy of the preliminary release for Marion County as well as an order blank for other area releases may be obtained by writing to the Bureau of the Census, Washington 25, D. C.

Table 1.—CENSUS OF BUSINESS PRELIMINARY RESULTS FOR 1948, BY TRADE GROUP
MARION COUNTY, ALA.

Trade group and kind of business	Number of establishments	1948 sales and receipts (Thousand dollars)	Active proprietors of unincorporated businesses Nov. 1948	Paid employees, workweek ended nearest Nov. 15, 1948	
				Total employees ¹	Full workweek employees
RETAIL TRADE, total.....	250	8,984	241	387	298
Food group.....	88	2,375	85	55	38
Eating and drinking places.....	32	335	28	56	46
General merchandise grp, general stores.....	37	1,753	33	92	60
Furniture-home furnishings-appliance grp.....	9	433	9	24	16
Automotive group.....	16	1,969	18	71	66
Gasoline service stations.....	36	825	35	35	27
Lumber-building-hardware group.....	14	744	15	24	24
Drug and proprietary stores.....	8	228	8	19	11
All other retail stores.....	10	322	10	11	10
WHOLESALE TRADE.....	14	3,261	14	38	x
SELECTED SERVICE TRADES, ² /total.....	67	337	70	57	49
Personal services.....	38	182	40	31	27
All other service trades.....	29	155	30	26	22

x Not available.

¹/ Includes employees paid for less than the full workweek.

²/ See General Description on last page for changes from the 1939 Census of Business in the coverage of Service Trades.

GENERAL DESCRIPTION OF PRELIMINARY RELEASES FOR THE 1948 CENSUS OF BUSINESS

This series of releases, of which one is planned for each county in the United States, presents preliminary results of the 1948 Census of Business. The information is based on reports submitted by business establishments for that Census. The figures shown are preliminary, and are subject to revision in the final Census publications, but the changes are expected to be relatively minor with respect to coverage. The final Census figures will be issued in a series of Business Census bulletins which will show additional detailed kind-of-business information for all places where there are a sufficient number of establishments.

The 1948 Census of Business was taken under the provision of the Act of June 19, 1948, which provides that the Business Census be taken for 1948 and for each fifth year thereafter. Previous Business Censuses were taken for the years 1929, 1933, 1935, and 1939.

Scope of the Census.--The 1948 Census of Business covered all establishments in the following trades, as defined by the Standard Industrial Classification Manual, May 1949 issue, of the Executive Office of the President: all retail trades; all wholesale trades; all service trades in the following four groups--personal services, business services, automobile repairs and services, and miscellaneous repair services; hotels; tourist courts and camps; and amusements, including motion picture theaters. Some important services not covered are radio broadcasting and television, medical and health, legal, educational, nonprofit, accounting, and domestic services.

This coverage is similar to that of the 1939 Business Census. However, "custom trades" and "services incidental to transportation," which are no longer included in the standard classification of the service trades, are not covered by the 1948 Census. In a number of localities, these exclusions as well as other changes in the standard classification may have a considerable effect in comparing

1948 with 1939 data, particularly with respect to establishment count.

Establishment definition.--For Census purposes, a business establishment is defined to include only enterprises conducted from a recognizable place of business, provided that the annual sales were in excess of \$5,000 for a wholesale trade establishment and \$500 for establishments in other trades. A detailed analysis of coverage will be provided in future Census of Business publications.

"Number of establishments" is the number of separate business locations, rather than the number of business companies or organizations, since the Census figures represent information reported separately for each business location or establishment. The establishment count reflects the number of places in business at the end of 1948 excluding administrative and executive offices of multiunit organizations, and "chain store" warehouses.

Sales and receipts.--"1948 sales and receipts" represents sales of merchandise and receipts from repairs and other services to customers. The figures reflect deductions for returned goods and allowances, but not for trade-in allowances; they exclude sales and excise taxes collected from customers and paid directly to any taxing agency.

Proprietors.--"Active proprietors..." represents owners and partners of unincorporated businesses who devoted the major portion of their time to the business in November 1948.

Employment.--"Number of paid employees..." represents all employees on the pay roll for the pay period ending nearest November 15, 1948. "Full workweek" employees, whether regular or seasonal, are those who in the November 15 pay period were paid for working at least the number of hours typically worked in a week by employees of the reporting establishment.

1948 CENSUS OF BUSINESS

RETAIL, WHOLESALE, SERVICE TRADES

U. S. DEPARTMENT OF COMMERCE
BUREAU OF THE CENSUS

PRELIMINARY

For Release April 24, 1950

Release Series BC-1P-01-048

MARSHALL COUNTY, ALA.

Retail, wholesale, and service establishments located in Marshall County, Alabama, showed a substantial expansion in dollar volume of trade from 1939 to 1948 according to preliminary figures from the 1948 Census of Business released today by the Bureau of the Census, U. S. Department of Commerce.

Retail sales in the county during 1948 aggregated \$25.2 million, an increase of 367 percent over the \$5.4 million in 1939, when the preceding Census of Business was taken. Wholesale sales in the county reached a total of \$25.5 million in 1948 as compared with \$4.2 million in 1939. The service trades included in the Census of Business recorded receipts totaling \$936,000 in 1948 compared with \$235,000 in 1939.

Employment in the county also rose over the 9-year period between 1939 and 1948 for the above trades. Establishments in these trades reported a combined total of 1,620 paid employees for the workweek ended nearest November 15, 1948. This compared with a total of 816 employees reported for the week of November 15, 1939.

These preliminary figures have been derived from a Census report on Marshall County, Alabama, which also includes data for the cities of Albertville and Guntersville. Final figures, superseding the preliminary data for Marshall County, will be included in a Bulletin for the State of Alabama to be issued in several months. Similar data will be made available this year in preliminary and final form for each of the counties and States. A single copy of the preliminary release for Marshall County as well as an order blank for other area releases may be obtained by writing to the Bureau of the Census, Washington 25, D. C.

Table 1.—CENSUS OF BUSINESS PRELIMINARY RESULTS FOR 1948, BY TRADE GROUP
MARSHALL COUNTY, ALA.

Trade group and kind of business	Number of establishments	1948 sales and receipts (Thousand dollars)	Active proprietors of unincorporated businesses Nov. 1948	Paid employees, workweek ended nearest Nov. 15, 1948	
				Total employees ¹	Full workweek employees
RETAIL TRADE, total.....	520	25,162	550	1,233	1,011
Food group.....	194	5,002	197	163	125
Eating and drinking places.....	42	667	45	110	92
General merchandise grp, general stores.....	42	2,788	39	242	139
Apparel group.....	21	925	22	83	62
Furniture-home furnisngs-appliance grp.....	25	1,710	29	60	57
Automotive group.....	32	6,314	37	191	185
Gasoline service stations.....	69	1,402	80	84	75
Lumber-building-hardware group.....	34	3,482	38	154	147
Drug and proprietary stores.....	14	725	14	59	51
All other retail stores.....	47	2,147	49	87	78
WHOLESALE TRADE, total.....	34	25,528	33	160	x
Merchant wholesalers.....	19	10,513	20	90	x
Other types of wholesale.....	15	15,015	13	70	x
SELECTED SERVICE TRADES, ^{2/} total.....	118	936	119	227	211
Personal services.....	75	646	74	197	184
All other service trades.....	43	290	45	30	27
AMUSEMENTS.....	25	330	22	52	x

x Not available.

^{1/} Includes employees paid for less than the full workweek.

^{2/} See General Description on last page for changes from the 1939 Census of Business in the coverage of Service Trades.

Table 2.—CENSUS OF BUSINESS PRELIMINARY RESULTS FOR 1948 FOR CITIES OF 2,500 INHABITANTS OR MORE

MARSHALL COUNTY, ALA.

(Data omitted for trade groups where necessary to avoid disclosure)

City and trade group ¹	Number of establishments	1948 sales and receipts (Thousand dollars)	Active proprietors of unincorporated businesses Nov. 1948	Paid employees, workweek ended nearest Nov. 15, 1948	
				Total employees ²	Full workweek employees
Albertville:					
Retail trade.....	123	7,575	133	369	297
Selected service trades....	35	378	37	107	102
Amusements.....		Included with "Remainder of county"			
Guntersville:					
Retail trade.....	103	7,335	105	476	398
Selected service trades....	33	260	33	64	62
Amusements.....	6	77	4	16	x
Remainder of county: ^{3/}					
Retail trade.....	294	10,252	312	388	316
Selected service trades....	50	298	49	56	47
Amusements.....	19	253	18	36	x

x Not available.

1/ See General Description on this page for changes from the 1939 Census of Business in the coverage of Service Trades.

2/ Includes employees paid for less than the full workweek.

3/ Except as indicated above, includes figures for establishments not located in cities of 2,500 inhabitants or more.

GENERAL DESCRIPTION OF PRELIMINARY RELEASES FOR THE 1948 CENSUS OF BUSINESS

This series of releases, of which one is planned for each county in the United States, presents preliminary results of the 1948 Census of Business. The information is based on reports submitted by business establishments for that Census. The figures shown are preliminary, and are subject to revision in the final Census publications, but the changes are expected to be relatively minor with respect to coverage. The final Census figures will be issued in a series of Business Census bulletins which will show additional detailed kind-of-business information for all places where there are a sufficient number of establishments.

The 1948 Census of Business was taken under the provision of the Act of June 19, 1948, which provides that the Business Census be taken for 1948 and for each fifth year thereafter. Previous Business Censuses were taken for the years 1929, 1933, 1935, and 1939.

Scope of the Census.—The 1948 Census of Business covered all establishments in the following trades, as defined by the Standard Industrial Classification Manual, May 1949 issue, of the Executive Office of the President: all retail trades; all wholesale trades; all service trades in the following four groups—personal services, business services, automobile repairs and services, and miscellaneous repair services; hotels; tourist courts and camps; and amusements, including motion picture theaters. Some important services not covered are radio broadcasting and television, medical and health, legal, educational, nonprofit, accounting, and domestic services.

This coverage is similar to that of the 1939 Business Census. However, "custom trades" and "services incidental to transportation," which are no longer included in the standard classification of the service trades, are not covered by the 1948 Census. In a number of localities, these exclusions as well as other changes in the standard classification may have

a considerable effect in comparing 1948 with 1939 data, particularly with respect to establishment count.

Establishment definition.—For Census purposes, a business establishment is defined to include only enterprises conducted from a recognizable place of business, provided that the annual sales were in excess of \$5,000 for a wholesale trade establishment and \$500 for establishments in other trades. A detailed analysis of coverage will be provided in future Census of Business publications.

"Number of establishments" is the number of separate business locations, rather than the number of business companies or organizations, since the Census figures represent information reported separately for each business location or establishment. The establishment count reflects the number of places in business at the end of 1948 excluding administrative and executive offices of multiunit organizations, and "chain store" warehouses.

Sales and receipts.—"1948 sales and receipts" represents sales of merchandise and receipts from repairs and other services to customers. The figures reflect deductions for returned goods and allowances, but not for trade-in allowances; they exclude sales and excise taxes collected from customers and paid directly to any taxing agency.

Proprietors.—"Active proprietors..." represents owners and partners of unincorporated businesses who devoted the major portion of their time to the business in November 1948.

Employment.—"Number of paid employees..." represents all employees on the pay roll for the pay period ending nearest November 15, 1948. "Full workweek" employees, whether regular or seasonal, are those who in the November 15 pay period were paid for working at least the number of hours typically worked in a week by employees of the reporting establishment.

1948 CENSUS OF BUSINESS

RETAIL, WHOLESALE, SERVICE TRADES

U. S. DEPARTMENT OF COMMERCE
BUREAU OF THE CENSUS

PRELIMINARY

For Release May 15, 1950

Release Series BC-1P-01-049

MOBILE COUNTY, ALA.

Retail, wholesale, and service establishments located in Mobile County, Alabama, showed a substantial expansion in dollar volume of trade from 1939 to 1948 according to preliminary figures from the 1948 Census of Business released today by the Bureau of the Census, U. S. Department of Commerce.

Retail sales in the county during 1948 aggregated \$168.4 million, an increase of 359 percent over the \$36.7 million in 1939, when the preceding Census of Business was taken. Wholesale sales in the county reached a total of \$166.4 million in 1948 as compared with \$45.1 million in 1939. The service trades included in the Census of Business recorded receipts totaling \$10.8 million in 1948 compared with \$2.7 million in 1939.

Employment in the county also rose over the 9-year period between 1939 and 1948 for the above trades. Establishments in these trades reported a combined total of 15,788 paid employees for the workweek ended nearest November 15, 1948. This compared with a total of 8,617 employees reported for the week of November 15, 1939.

These preliminary figures have been derived from a Census report on Mobile County, Alabama, which also includes data for the cities of Mobile and Prichard. Final figures, superseding the preliminary data for Mobile County, will be included in a Bulletin for the State of Alabama to be issued in several months. Similar data will be made available this year in preliminary and final form for each of the counties and States. A single copy of the preliminary release for Mobile County as well as an order blank for other area releases may be obtained by writing to the Bureau of the Census, Washington 25, D. C.

91216

Table 1.—CENSUS OF BUSINESS PRELIMINARY RESULTS FOR 1948, BY TRADE GROUP
MOBILE COUNTY, ALA.

Trade group and kind of business	Number of establishments	1948 sales and receipts (Thousand dollars)	Active proprietors of unincorporated businesses Nov. 1948	Paid employees, workweek ended nearest Nov. 15, 1948	
				Total employees ¹	Full workweek employees
RETAIL TRADE, total.....	2,194	168,416	1,989	9,785	8,261
Food group.....	785	43,433	739	1,423	1,086
Eating and drinking places.....	473	11,350	449	1,712	1,401
General merchandise grp, general stores.....	92	22,492	85	1,857	1,498
Apparel group.....	125	15,885	97	928	705
Furniture-home furnishgs-appliance grp.....	92	8,910	73	627	603
Automotive group.....	75	26,764	57	879	851
Gasoline service stations.....	223	8,560	215	487	427
Lumber-building-hardware group.....	63	8,166	53	443	378
Drug and proprietary stores.....	82	8,284	63	791	636
All other retail stores.....	184	14,572	158	638	586
WHOLESALE TRADE, total.....	260	166,441	162	3,532	x
Merchant wholesalers, total.....	176	97,013	127	2,699	x
Groceries, foods.....	43	26,320	46	712	x
Mach'y, equip't, industrial supplies... ..	31	11,850	18	473	x
Lumber, construction materials.....	18	10,793	14	250	x
All other merchant wholesalers.....	84	48,050	49	1,264	x
Manufact'rs' sales branches, offices... ..	30	28,640	-	378	x
Petroleum bulk plants, terminals.....	17	19,113	5	217	x
Agents, brokers (merchandise).....	22	20,785	19	92	x
Assemblers of farm products.....	15	890	11	146	x
SELECTED SERVICE TRADES, ^{2/} total.....	660	10,763	635	2,471	2,345
Personal services.....	383	6,071	362	1,829	1,744
Business services.....	40	1,260	33	256	235
Automotive repairs and services.....	124	2,084	118	241	229
Other repair services.....	113	1,348	122	145	137
HOTELS.....		Data withheld to avoid disclosure			
TOURIST COURTS AND CAMPS.....	27	198	24	46	41
AMUSEMENTS.....	68	2,216	37	358	x

x Not available.

^{1/} Includes employees paid for less than the full workweek.

^{2/} See General Description on last page for changes from the 1939 Census of Business in the coverage of Service Trades.

Table 2.—CENSUS OF BUSINESS PRELIMINARY RESULTS FOR 1948 FOR CITIES OF 2,500 INHABITANTS OR MORE

MOBILE COUNTY, ALA.

(Data omitted for trade groups where necessary to avoid disclosure)

City and trade group ¹	Number of establishments	1948 sales and receipts (Thousand dollars)	Active proprietors of unincorporated businesses Nov. 1948	Paid employees, workweek ended nearest Nov. 15, 1948	
				Total employees ²	Full workweek employees
Mobile:					
Retail trade.....	1,363	136,572	1,176	8,394	7,131
Wholesale trade.....	225	152,925	134	3,203	x
Selected service trades....	502	9,740	476	2,258	2,154
Hotels.....	9	2,149	4	547	538
Tourist courts and camps...	8	107	6	19	15
Amusements.....	36	1,855	17	265	x
Fritchard:					
Retail trade.....	235	13,705	241	659	550
Wholesale trade.....	Included with "Remainder of county"				
Selected service trades....	57	502	57	122	120
Remainder of county:^{3/}					
Retail trade.....	596	18,139	572	732	580
Wholesale trade.....	35	13,516	28	329	x
Selected service trades....	101	521	102	91	71
Tourist courts and camps...	19	91	18	27	26

x Not available.

^{1/} See General Description on this page for changes from the 1939 Census of Business in the coverage of Service Trades.

^{2/} Includes employees paid for less than the full workweek.

^{3/} Except as indicated above, includes figures for establishments, other than wholesale, not located in cities of 2,500 inhabitants or more, and wholesale establishments not located in cities of 5,000 inhabitants or more.

GENERAL DESCRIPTION OF PRELIMINARY RELEASES FOR THE 1948 CENSUS OF BUSINESS

This series of releases, of which one is planned for each county in the United States, presents preliminary results of the 1948 Census of Business. The information is based on reports submitted by business establishments for that Census. The figures shown are preliminary, and are subject to revision in the final Census publications, but the changes are expected to be relatively minor with respect to coverage. The final Census figures will be issued in a series of Business Census bulletins which will show additional detailed kind-of-business information for all places where there are a sufficient number of establishments.

The 1948 Census of Business was taken under the provision of the Act of June 19, 1948, which provides that the Business Census be taken for 1948 and for each fifth year thereafter. Previous Business Censuses were taken for the years 1929, 1933, 1935, and 1939.

Scope of the Census.—The 1948 Census of Business covered all establishments in the following trades, as defined by the Standard Industrial Classification Manual, May 1949 issue, of the Executive Office of the President: all retail trades; all wholesale trades; all service trades in the following four groups—personal services, business services, automobile repairs and services, and miscellaneous repair services; hotels; tourist courts and camps; and amusements, including motion picture theaters. Some important services not covered are radio broadcasting and television, medical and health, legal, educational, nonprofit, accounting, and domestic services.

This coverage is similar to that of the 1939 Business Census. However, "custom trades" and "services incidental to transportation," which are no longer included in the standard classification of the service trades, are not covered by the 1948 Census. In a number of localities, these exclusions as well as

other changes in the standard classification may have a considerable effect in comparing 1948 with 1939 data, particularly with respect to establishment count.


Establishment definition.—For Census purposes, a business establishment is defined to include only enterprises conducted from a recognizable place of business, provided that the annual sales were in excess of \$5,000 for a wholesale trade establishment and \$500 for establishments in other trades. A detailed analysis of coverage will be provided in future Census of Business publications.

"Number of establishments" is the number of separate business locations, rather than the number of business companies or organizations, since the Census figures represent information reported separately for each business location or establishment. The establishment count reflects the number of places in business at the end of 1948 excluding administrative and executive offices of multinit organizations, and "chain store" warehouses.

Sales and receipts.—"1948 sales and receipts" represents sales of merchandise and receipts from repairs and other services to customers. The figures reflect deductions for returned goods and allowances, but not for trade-in allowances; they exclude sales and excise taxes collected from customers and paid directly to any taxing agency.

Proprietors.—"Active proprietors..." represents owners and partners of unincorporated businesses who devoted the major portion of their time to the business in November 1948.

Employment.—"Number of paid employees..." represents all employees on the pay roll for the pay period ending nearest November 15, 1948. "Full workweek" employees, whether regular or seasonal, are those who in the November 15 pay period were paid for working at least the number of hours typically worked in a week by employees of the reporting establishment.



1948 CENSUS OF BUSINESS

RETAIL, WHOLESALE, SERVICE TRADES

U. S. DEPARTMENT OF COMMERCE
BUREAU OF THE CENSUS

PRELIMINARY

For Release April 10, 1950

Release Series BC-1P-01-050

MONROE COUNTY, ALA.

Retail, wholesale, and service establishments located in Monroe County, Alabama, showed a substantial expansion in dollar volume of trade from 1939 to 1948 according to preliminary figures from the 1948 Census of Business released today by the Bureau of the Census, U. S. Department of Commerce.

Retail sales in the county during 1948 aggregated \$9.4 million, an increase of 224 percent over the \$2.9 million in 1939, when the preceding Census of Business was taken. Wholesale sales in the county reached a total of \$1.4 million in 1948 as compared with \$0.5 million in 1939. The service trades included in the Census of Business recorded receipts totaling \$330,000 in 1948 compared with \$52,000 in 1939.

Employment in the county also rose over the 9-year period between 1939 and 1948 for the above trades. Establishments in these trades reported a combined total of 505 paid employees for the workweek ended nearest November 15, 1948. This compared with a total of 287 employees reported for the week of November 15, 1939.

These preliminary figures have been derived from a Census report on Monroe County, Alabama. Final figures, superseding the preliminary data for Monroe County, will be included in a Bulletin for the State of Alabama to be issued in several months. Similar data will be made available this year in preliminary and final form for each of the counties and States. A single copy of the preliminary release for Monroe County as well as an order blank for other area releases may be obtained by writing to the Bureau of the Census, Washington 25, D. C.

Table 1.—CENSUS OF BUSINESS PRELIMINARY RESULTS FOR 1948, BY TRADE GROUP
MONROE COUNTY, ALA.

Trade group and kind of business	Number of establishments	1948 sales and receipts (Thousand dollars)	Active proprietors of unincorporated businesses Nov. 1948	Paid employees, workweek ended nearest Nov. 15, 1948	
				Total employees ¹	Full workweek employees
RETAIL TRADE, total.....	245	9,382	254	420	334
Food group.....	107	2,358	114	56	42
Eating and drinking places.....	13	163	13	21	19
General merchandise grp., general stores.....	49	2,382	49	126	77
Apparel group.....	6	86	7	4	2
Furniture—home furnishings—appliance grp.....	13	526	13	30	29
Automotive group.....	10	2,027	12	86	84
Gasoline service stations.....	19	320	21	19	13
Lumber—building—hardware group.....	9	492	8	18	15
Drug and proprietary stores.....	5	164	4	11	11
All other retail stores.....	14	864	13	49	42
WHOLESALE TRADE.....	10	1,400	9	23	x
SELECTED SERVICE TRADES, ² /total.....	44	330	44	62	53
Personal service.....	28	167	28	43	38
All other service trades.....	16	163	16	19	15

x Not available.

¹/ Includes employees paid for less than the full workweek.

²/ See General Description on this page for changes from the 1939 Census of Business in the coverage of Service Trades.

GENERAL DESCRIPTION OF PRELIMINARY RELEASES FOR THE 1948 CENSUS OF BUSINESS

This series of releases, of which one is planned for each county in the United States, presents preliminary results of the 1948 Census of Business. The information is based on reports submitted by business establishments for that Census. The figures shown are preliminary, and are subject to revision in the final Census publications, but the changes are expected to be relatively minor with respect to coverage. The final Census figures will be issued in a series of Business Census bulletins which will show additional detailed kind-of-business information for all places where there are a sufficient number of establishments.

The 1948 Census of Business was taken under the provision of the Act of June 19, 1948, which provides that the Business Census be taken for 1948 and for each fifth year thereafter. Previous Business Censuses were taken for the years 1929, 1933, 1935, and 1939.

Scope of the Census.—The 1948 Census of Business covered all establishments in the following trades, as defined by the Standard Industrial Classification Manual, May 1949 issue, of the Executive Office of the President: all retail trades; all wholesale trades; all service trades in the following four groups—personal services, business services, automobile repairs and services, and miscellaneous repair services; hotels; tourist courts and camps; and amusements, including motion picture theaters. Some important services not covered are radio broadcasting and television, medical and health, legal, educational, nonprofit, accounting, and domestic services.

This coverage is similar to that of the 1939 Business Census. However, "custom trades" and "services incidental to transportation," which are no longer included in the standard classification of the service trades, are not covered by the 1948 Census. In a number of localities, these exclusions as well as

other changes in the standard classification may have a considerable effect in comparing 1948 with 1939 data, particularly with respect to establishment count.

Establishment definition.—For Census purposes, a business establishment is defined to include only enterprises conducted from a recognizable place of business, provided that the annual sales were in excess of \$5,000 for a wholesale trade establishment and \$500 for establishments in other trades. A detailed analysis of coverage will be provided in future Censuses of Business publications.

"Number of establishments" is the number of separate business locations, rather than the number of business companies or organizations, since the Census figures represent information reported separately for each business location or establishment. The establishment count reflects the number of places in business at the end of 1948 excluding administrative and executive offices of multiunit organizations, and "chain store" warehouses.

Sales and receipts.—"1948 sales and receipts" represents sales of merchandise and receipts from repairs and other services to customers. The figures reflect deductions for returned goods and allowances, but not for trade-in allowances; they exclude sales and excise taxes collected from customers and paid directly to any taxing agency.

Proprietors.—"Active proprietors..." represents owners and partners of unincorporated businesses who devoted the major portion of their time to the business in November 1948.

Employment.—"Number of paid employees..." represents all employees on the pay roll for the pay period ending nearest November 15, 1948. "Full workweek" employees, whether regular or seasonal, are those who in the November 15 pay period were paid for working at least the number of hours typically worked in a week by employees of the reporting establishment.

1948 CENSUS OF BUSINESS

RETAIL, WHOLESALE, SERVICE TRADES

U. S. DEPARTMENT OF COMMERCE
BUREAU OF THE CENSUS

PRELIMINARY

For Release April 13, 1950

Release Series BC-1P- 01-051

MONTGOMERY COUNTY, ALA.

Retail, wholesale, and service establishments located in Montgomery County, Alabama, showed a substantial expansion in dollar volume of trade from 1939 to 1948 according to preliminary figures from the 1948 Census of Business released today by the Bureau of the Census, U. S. Department of Commerce.

Retail sales in the county during 1948 aggregated \$109.0 million, an increase of 240 percent over the \$32.1 million sales in 1939, when the preceding Census of Business was taken. Wholesale sales volume in the county showed a 222 percent rise over the same period, reaching a total of \$183.1 million in 1948 as compared with \$56.9 million in 1939. The service trades included in the Census of Business reported receipts totaling \$6.7 million in 1948 compared with \$2.2 million in 1939.

Employment in the county also rose over the 9-year period between 1939 and 1948 for the trades covered by the Census of Business. Retail trade establishments reported 6,924 paid employees for the workweek ended nearest November 15, 1948. Of these, 5,878 worked the full week, and the remainder part of the week. The comparable figures for 1939 were 4,638 and 3,960. Wholesale trade establishments reported a total of 3,014 full- and part-week employees for the week of November 15, 1948, compared with 1,781 for the same week in 1939. For the selected service trades, November 15, 1948, paid employees numbered 1,742; the comparable figure for 1939, adjusted for change in scope between the two Censuses, was 1,251.

These preliminary figures have been derived from a Census report on Montgomery County, Alabama. The report also contains data for the city of Montgomery.

Final figures, superseding the preliminary data for Montgomery County, will be included in a Bulletin for the State of Alabama to be issued in several months. Similar data will be made available this year in preliminary and final form for each of the counties and States. A single copy of the preliminary release for Montgomery County as well as an order blank for other area releases may be obtained by writing to the Bureau of the Census, Washington 25, D. C.

Table 1.—CENSUS OF BUSINESS PRELIMINARY RESULTS FOR 1948, BY TRADE GROUP
MONTGOMERY COUNTY, ALA.

Trade group and kind of business	Number of establishments	1948 sales and receipts (Thousand dollars)	Active proprietors of unincorporated businesses Nov. 1948	Paid employees, workweek ended nearest Nov. 15, 1948	
				Total employees ¹	Full workweek employees
RETAIL TRADE, total.....	1,258	109,001	1,145	6,924	5,878
Food group.....	496	23,125	479	898	656
Eating and drinking places.....	295	8,379	297	1,433	1,283
General merchandise grp, general stores	22	15,145	13	1,275	878
Apparel group.....	77	11,156	55	689	573
Furniture-home furnishgs-appliance grp	56	6,409	53	483	472
Automotive group.....	40	19,830	25	679	663
Gasoline service stations.....	111	5,580	101	358	327
Lumber-building-hardware group.....	33	5,318	23	352	333
Drug and proprietary stores.....	40	3,133	40	281	258
All other retail stores.....	88	10,926	59	476	435
WHOLESALE TRADE, total.....	205	183,092	145	3,014	x
Merchant wholesalers, total.....	140	106,295	121	2,377	x
Groceries, foods.....	31	18,565	31	533	x
Hardware, elec'l, plum'g & heat'g.....	9	11,014	5	183	x
Mach'y, equip't, industrial supplies.	25	11,330	22	401	x
Automotive parts, accessories.....	13	4,026	13	232	x
All other merchant wholesalers.....	62	61,360	50	1,028	x
Manufact'rs' sales branches, offices..	31	27,175	-	395	x
Agents, brokers (merchandise).....	23	40,433	15	112	x
Other types of wholesalers.....	11	9,189	9	130	x
SELECTED SERVICE TRADES, <u>2</u> /total.....	392	6,746	376	1,742	1,622
Personal services.....	248	4,004	236	1,310	1,215
Business services.....	23	674	18	148	139
Automotive repairs and services.....	70	1,363	71	174	163
Other repair services.....	51	705	51	110	105
HOTELS.....	8	1,645	7	467	440
TOURIST COURTS AND CAMPS.....	9	221	9	39	36
AMUSEMENTS.....	25	1,433	13	204	x

x Not available.

1/ Includes employees paid for less than the full workweek.

2/ See General Description on last page for changes from the 1939 Census of Business in the coverage of Service Trades.

Table 2.—CENSUS OF BUSINESS PRELIMINARY RESULTS FOR 1948 FOR CITIES OF 2,500 INHABITANTS OR MORE

MONTGOMERY COUNTY, ALA.

(Data omitted for trade groups where necessary to avoid disclosure)

City and trade group ¹	Number of establishments	1948 sales and receipts (Thousand dollars)	Active proprietors of unincorporated businesses Nov. 1948	Paid employees, workweek ended nearest Nov. 15, 1948	
				Total employees ²	Full workweek employees
Montgomery:					
Retail trade.....	1,002	102,853	894	6,534	5,562
Selected service trades.....	376	6,600	361	1,723	1,609
Hotels.....	8	1,645	7	467	440
Remainder of county:					
Retail trade.....	256	6,148	251	390	316
Selected service trades.....	16	146	15	19	13

- 1/ See General Description on this page for changes from the 1939 Census of Business in the coverage of Service Trades.
- 2/ Includes employees paid for less than the full workweek.

GENERAL DESCRIPTION OF PRELIMINARY RELEASES FOR THE 1948 CENSUS OF BUSINESS

This series of releases, of which one is planned for each county in the United States, presents preliminary results of the 1948 Census of Business. The information is based on reports submitted by business establishments for that Census. The figures shown are preliminary, and are subject to revision in the final Census publications, but the changes are expected to be relatively minor with respect to coverage. The final Census figures will be issued in a series of Business Census bulletins which will show additional detailed kind-of-business information for all places where there are a sufficient number of establishments.

The 1948 Census of Business was taken under the provision of the Act of June 19, 1948, which provides that the Business Census be taken for 1948 and for each fifth year thereafter. Previous Business Censuses were taken for the years 1929, 1933, 1935, and 1939.

Scope of the Census.—The 1948 Census of Business covered all establishments in the following trades, as defined by the Standard Industrial Classification Manual, May 1949 issue, of the Executive Office of the President: all retail trades; all wholesale trades; all service trades in the following four groups—personal services, business services, automobile repairs and services, and miscellaneous repair services; hotels; tourist courts and camps; and amusements, including motion picture theaters. Some important services not covered are radio broadcasting and television, medical and health, legal, educational, nonprofit, accounting, and domestic services.

This coverage is similar to that of the 1939 Business Census. However, "custom trades" and "services incidental to transportation," which are no longer included in the standard classification of the service trades, are not covered by the 1948 Census. In a number of localities, these exclusions as well as

other changes in the standard classification may have a considerable effect in comparing 1948 with 1939 data, particularly with respect to establishment count.

Establishment definition.—For Census purposes, a business establishment is defined to include only enterprises conducted from a recognizable place of business, provided that the annual sales were in excess of \$5,000 for a wholesale trade establishment and \$500 for establishments in other trades. A detailed analysis of coverage will be provided in future Censuses of Business publications.

"Number of establishments" is the number of separate business locations, rather than the number of business companies or organizations, since the Census figures represent information reported separately for each business location or establishment. The establishment count reflects the number of places in business at the end of 1948 excluding administrative and executive offices of multiunit organizations, and "chain store" warehouses.

Sales and receipts.—"1948 sales and receipts" represents sales of merchandise and receipts from repairs and other services to customers. The figures reflect deductions for returned goods and allowances, but not for trade-in allowances; they exclude sales and excise taxes collected from customers and paid directly to any taxing agency.

Proprietors.—"Active proprietors..." represents owners and partners of unincorporated businesses who devoted the major portion of their time to the business in November 1948.

Employment.—"Number of paid employees..." represents all employees on the pay roll for the pay period ending nearest November 15, 1948. "Full workweek" employees, whether regular or seasonal, are those who in the November 15 pay period were paid for working at least the number of hours typically worked in a week by employees of the reporting establishment.

RET

For

show
to
of

320
take
pare
ness

for
2,60
with

Alat
fig
Bill
made
Stat
blar
Wash

RET
F
E
G
A
F
A
G
L
D
A

WHOLE
Me
O

SELE
Pe
Bu
Av
O

x
1/
2/

1948 CENSUS OF BUSINESS

U. S. DEPARTMENT OF COMMERCE
BUREAU OF THE CENSUS

RETAIL, WHOLESALE, SERVICE TRADES

PRELIMINARY

For Release April 10, 1950

Release Series BC-1P-01-052

MORGAN COUNTY, ALA.

Retail, wholesale, and service establishments located in Morgan County, Alabama, showed a substantial expansion in dollar volume of trade from 1939 to 1948 according to preliminary figures from the 1948 Census of Business released today by the Bureau of the Census, U. S. Department of Commerce.

Retail sales in the county during 1948 aggregated \$34.4 million, an increase of 320 percent over the \$8.2 million in 1939, when the preceding Census of Business was taken. Wholesale sales in the county reached a total of \$13.8 million in 1948 as compared with \$3.9 million in 1939. The service trades included in the Census of Business recorded receipts totaling \$2.0 million in 1948 compared with \$0.3 million in 1939.

Employment in the county also rose over the 9-year period between 1939 and 1948 for the above trades. Establishments in these trades reported a combined total of 2,604 paid employees for the workweek ended nearest November 15, 1948. This compared with a total of 1,217 employees reported for the week of November 15, 1939.

These preliminary figures have been derived from a Census report on Morgan County, Alabama, which also includes data for the cities of Decatur and Hartselle. Final figures, superseding the preliminary data for Morgan County, will be included in a Bulletin for the State of Alabama to be issued in several months. Similar data will be made available this year in preliminary and final form for each of the counties and States. A single copy of the preliminary release for Morgan County as well as an order blank for other area releases may be obtained by writing to the Bureau of the Census, Washington 25, D. C.

Table 1.—CENSUS OF BUSINESS PRELIMINARY RESULTS FOR 1948, BY TRADE GROUP

MORGAN COUNTY, ALA.

Trade group and kind of business	Number of establishments	1948 sales and receipts (Thousand dollars)	Active proprietors of unincorporated businesses Nov. 1948	Paid employees, workweek ended nearest Nov. 15, 1948	
				Total employees ¹	Full workweek employees
RETAIL TRADE, total.....	601	34,389	642	1,873	1,515
Food group.....	261	9,082	279	319	235
Eating and drinking places.....	65	1,126	72	177	146
General merchandise grp, general stores	33	3,187	28	332	200
Apparel group.....	39	2,507	42	162	119
Furniture-home furnishgs-appliance grp	30	2,166	26	122	103
Automotive group.....	37	7,738	38	291	279
Gasoline service stations.....	43	1,357	45	86	74
Lumber-building-hardware group.....	32	4,088	46	187	171
Drug and proprietary stores.....	14	773	17	58	56
All other retail stores.....	47	2,365	49	139	132
WHOLESALE TRADE, total.....	41	13,806	32	297	x
Merchant wholesalers.....	24	5,854	20	157	x
Other types of wholesalers.....	17	7,952	12	140	x
SELECTED SERVICE TRADES, ^{2/} total.....	154	1,955	166	434	407
Personal services.....	81	1,112	88	325	309
Business services.....	5	102	4	17	17
Automotive repairs and services.....	34	290	36	39	36
Other repair services.....	34	451	38	53	45

x Not available.

^{1/} Includes employees paid for less than the full workweek.

^{2/} See General Description on last page for changes from the 1939 Census of Business in the coverage of Service Trades.

Table 2.—CENSUS OF BUSINESS PRELIMINARY RESULTS FOR 1948 FOR CITIES OF 2,500 INHABITANTS OR MORE

MORGAN COUNTY, ALA.

(Data omitted for trade groups where necessary to avoid disclosure)

City and trade group ¹	Number of establishments	1948 sales and receipts (Thousand dollars)	Active proprietors of unincorporated businesses Nov. 1948	Paid employees, workweek ended nearest Nov. 15, 1948	
				Total employees ²	Full workweek employees
Decatur:					
Retail trade.....	338	25,495	367	1,508	1,234
Wholesale trade.....	36	11,732	26	273	x
Selected service trades....	100	1,561	105	336	316
Hartselle:					
Retail trade.....	96	5,398	95	307	236
Selected service trades....	36	301	41	85	81
Remainder of county:^{3/}					
Retail trade.....	167	3,496	180	58	45
Wholesale trade.....	5	2,074	6	24	x
Selected service trades....	18	93	20	13	10

^{1/} See General Description on this page for changes from the 1939 Census of Business in the coverage of Service Trades.

^{2/} Includes employees paid for less than the full workweek.

^{3/} Includes figures for establishments, other than wholesale, not located in cities of 2,500 inhabitants or more, and wholesale establishments not located in cities of 5,000 inhabitants or more.

x Not available.

GENERAL DESCRIPTION OF PRELIMINARY RELEASES FOR THE 1948 CENSUS OF BUSINESS

This series of releases, of which one is planned for each county in the United States, presents preliminary results of the 1948 Census of Business. The information is based on reports submitted by business establishments for that Census. The figures shown are preliminary, and are subject to revision in the final Census publications, but the changes are expected to be relatively minor with respect to coverage. The final Census figures will be issued in a series of Business Census bulletins which will show additional detailed kind-of-business information for all places where there are a sufficient number of establishments.

The 1948 Census of Business was taken under the provision of the Act of June 19, 1948, which provides that the Business Census be taken for 1948 and for each fifth year thereafter. Previous Business Censuses were taken for the years 1929, 1933, 1935, and 1939.

Scope of the Census.—The 1948 Census of Business covered all establishments in the following trades, as defined by the Standard Industrial Classification Manual, May 1949 issue, of the Executive Office of the President: all retail trades; all wholesale trades; all service trades in the following four groups—personal services, business services, automobile repairs and services, and miscellaneous repair services; hotels; tourist courts and camps; and amusements, including motion picture theaters. Some important services not covered are radio broadcasting and television, medical and health, legal, educational, nonprofit, accounting, and domestic services.

This coverage is similar to that of the 1939 Business Census. However, "custom trades" and "services incidental to transportation," which are no longer included in the standard classification of the service trades, are not covered by the 1948 Census. In a number of localities, these exclusions as well as other changes in the standard classification may have

a considerable effect in comparing 1948 with 1939 data, particularly with respect to establishment count.

Establishment definition.—For Census purposes, a business establishment is defined to include only enterprises conducted from a recognizable place of business, provided that the annual sales were in excess of \$5,000 for a wholesale trade establishment and \$500 for establishments in other trades. A detailed analysis of coverage will be provided in future Censuses of Business publications.

"Number of establishments" is the number of separate business locations, rather than the number of business companies or organizations, since the Census figures represent information reported separately for each business location or establishment. The establishment count reflects the number of places in business at the end of 1948 excluding administrative and executive offices of multiunit organizations, and "chain store" warehouses.

Sales and receipts.—"1948 sales and receipts" represents sales of merchandise and receipts from repairs and other services to customers. The figures reflect deductions for returned goods and allowances, but not for trade-in allowance; they exclude sales and excise taxes collected from customers and paid directly to any taxing agency.

Proprietors.—"Active proprietors..." represents owners and partners of unincorporated businesses who devoted the major portion of their time to the business in November 1948.

Employment.—"Number of paid employees..." represents all employees on the pay roll for the pay period ending nearest November 15, 1948. "Full workweek" employees, whether regular or seasonal, are those who in the November 15 pay period were paid for working at least the number of hours typically worked in a week by employees of the reporting establishment.

1948 CENSUS OF BUSINESS

RETAIL, WHOLESALE, SERVICE TRADES

U. S. DEPARTMENT OF COMMERCE
BUREAU OF THE CENSUS

PRELIMINARY

For Release April 10, 1950

Release Series BC-1P-01-053

PERRY COUNTY, ALA.

Retail, wholesale, and service establishments located in Perry County, Alabama, showed a substantial expansion in dollar volume of trade from 1939 to 1948 according to preliminary figures from the 1948 Census of Business released today by the Bureau of the Census, U. S. Department of Commerce.

Retail sales in the county during 1948 aggregated \$6.9 million, an increase of 214 percent over the \$2.2 million in 1939, when the preceding Census of Business was taken. Wholesale sales in the county reached a total of \$1.9 million in 1948 as compared with \$0.3 million in 1939. The service trades included in the Census of Business recorded receipts totaling \$263,000 in 1948 compared with \$76,000 in 1939.

Employment in the county also rose over the 9-year period between 1939 and 1948 for the above trades. Establishments in these trades reported a combined total of 515 paid employees for the workweek ended nearest November 15, 1948. This compared with a total of 338 employees reported for the week of November 15, 1939.

These preliminary figures have been derived from a Census report on Perry County, Alabama. Final figures, superseding the preliminary data for Perry County, will be included in a Bulletin for the State of Alabama to be issued in several months. Similar data will be made available this year in preliminary and final form for each of the counties and States. A single copy of the preliminary release for Perry County as well as an order blank for other area releases may be obtained by writing to the Bureau of the Census, Washington 25, D. C.

Table 1.—CENSUS OF BUSINESS PRELIMINARY RESULTS FOR 1948, BY TRADE GROUP

PERRY COUNTY, ALA.

Trade group and kind of business	Number of establishments	1948 sales and receipts (Thousand dollars)	Active proprietors of unincorporated businesses Nov. 1948	Paid employees, workweek ended nearest Nov. 15, 1948	
				Total employees ¹	Full workweek employees
RETAIL TRADE, total.....	182	6,943	151	450	316
Food group.....	72	1,579	55	67	47
Eating and drinking places.....	24	290	21	58	40
General merchandise grp, general stores	29	1,354	25	99	48
Apparel group.....	8	465	9	53	18
Furniture-home furnishings-appliance grp	7	205	3	13	11
Automotive group.....	6	836	9	42	42
Gasoline service stations.....	10	348	10	22	20
Lumber-building-hardware group.....	8	687	6	46	45
Drug and proprietary stores.....	5	199	4	20	18
All other retail stores.....	13	980	9	30	27
WHOLESALE TRADE.....	8	1,864	6	6	x
SELECTED SERVICE TRADES, ² /total.....	36	263	34	59	55
Personal services.....	24	132	22	41	37
All other service trades.....	12	131	12	18	18

x Not available.

¹/ Includes employees paid for less than the full workweek.

²/ See General Description on last page for changes from the 1939 Census of Business in the coverage of Service Trades.

GENERAL DESCRIPTION OF PRELIMINARY RELEASES FOR THE 1948 CENSUS OF BUSINESS

This series of releases, of which one is planned for each county in the United States, presents preliminary results of the 1948 Census of Business. The information is based on reports submitted by business establishments for that Census. The figures shown are preliminary, and are subject to revision in the final Census publications, but the changes are expected to be relatively minor with respect to coverage. The final Census figures will be issued in a series of Business Census bulletins which will show additional detailed kind-of-business information for all places where there are a sufficient number of establishments.

The 1948 Census of Business was taken under the provision of the Act of June 19, 1948, which provides that the Business Census be taken for 1948 and for each fifth year thereafter. Previous Business Censuses were taken for the years 1929, 1933, 1935, and 1939.

Scope of the Census.—The 1948 Census of Business covered all establishments in the following trades, as defined by the Standard Industrial Classification Manual, May 1949 issue, of the Executive Office of the President: all retail trades; all wholesale trades; all service trades in the following four groups—personal services, business services, automobile repairs and services, and miscellaneous repair services; hotels; tourist courts and camps; and amusements, including motion picture theaters. Some important services not covered are radio broadcasting and television, medical and health, legal, educational, nonprofit, accounting, and domestic services.

This coverage is similar to that of the 1939 Business Census. However, "custom trades" and "services incidental to transportation," which are no longer included in the standard classification of the service trades, are not covered by the 1948 Census. In a number of localities, these exclusions as well as other changes in the standard classification may have a considerable effect in comparing

1948 with 1939 data, particularly with respect to establishment count.

Establishment definition.—For Census purposes, a business establishment is defined to include only enterprises conducted from a recognizable place of business, provided that the annual sales were in excess of \$5,000 for a wholesale trade establishment and \$500 for establishments in other trades. A detailed analysis of coverage will be provided in future Census of Business publications.

"Number of establishments" is the number of separate business locations, rather than the number of business companies or organizations, since the Census figures represent information reported separately for each business location or establishment. The establishment count reflects the number of places in business at the end of 1948 excluding administrative and executive offices of multiunit organizations, and "chain store" warehouses.

Sales and receipts.—"1948 sales and receipts" represents sales of merchandise and receipts from repairs and other services to customers. The figures reflect deductions for returned goods and allowances, but not for trade-in allowances; they exclude sales and excise taxes collected from customers and paid directly to any taxing agency.

Proprietors.—"Active proprietors..." represents owners and partners of unincorporated businesses who devoted the major portion of their time to the business in November 1948.

Employment.—"Number of paid employees..." represents all employees on the pay roll for the pay period ending nearest November 15, 1948. "Full workweek" employees, whether regular or seasonal, are those who in the November 15 pay period were paid for working at least the number of hours typically worked in a week by employees of the reporting establishment.

1948 CENSUS OF BUSINESS

RETAIL, WHOLESALE, SERVICE TRADES

U. S. DEPARTMENT OF COMMERCE
BUREAU OF THE CENSUS

PRELIMINARY

For Release April 10, 1950

Release Series BC-1P-01-054

PICKENS COUNTY, ALA.

Retail, wholesale, and service establishments located in Pickens County, Alabama, showed a substantial expansion in dollar volume of trade from 1939 to 1948 according to preliminary figures from the 1948 Census of Business released today by the Bureau of the Census, U. S. Department of Commerce.

Retail sales in the county during 1948 aggregated \$8.1 million, an increase of 268 percent over the \$2.2 million in 1939, when the preceding Census of Business was taken. Wholesale sales in the county reached a total of \$1.1 million in 1948 as compared with \$0.8 million in 1939. The service trades included in the Census of Business recorded receipts totaling \$190,000 in 1948 compared with \$64,000 in 1939.

Employment in the county also rose over the 9-year period between 1939 and 1948 for the above trades. Establishments in these trades reported a combined total of 484 paid employees for the workweek ended nearest November 15, 1948. This compared with a total of 330 employees reported for the week of November 15, 1939.

These preliminary figures have been derived from a Census report on Pickens County, Alabama. Final figures, superseding the preliminary data for Pickens County, will be included in a Bulletin for the State of Alabama to be issued in several months. Similar data will be made available this year in preliminary and final form for each of the counties and States. A single copy of the preliminary release for Pickens County as well as an order blank for other area releases may be obtained by writing to the Bureau of the Census, Washington 25, D. C.

Table 1.—CENSUS OF BUSINESS PRELIMINARY RESULTS FOR 1948, BY TRADE GROUP

PICKENS COUNTY, ALA.

Trade group and kind of business	Number of establishments	1948 sales and receipts (Thousand dollars)	Active proprietors of unincorporated businesses Nov. 1948	Paid employees, workweek ended nearest Nov. 15, 1948	
				Total employees ¹	Full workweek employees
RETAIL TRADE, total.....	213	8,105	209	411	296
Food group.....	85	1,946	87	63	36
Eating and drinking places.....	14	149	14	39	28
General merchandise grp, general stores.....	26	1,188	25	79	45
Apparel group.....	6	215	4	19	10
Furniture-home furnishings-appliance grp.....	8	271	7	21	12
Automotive group.....	13	1,636	11	80	75
Gasoline service stations.....	28	703	29	36	28
Lumber-building-hardware group.....	14	1,271	11	42	42
Drug and proprietary stores.....	8	237	9	18	11
All other retail stores.....	11	489	12	14	9
WHOLESALE TRADE.....	7	1,059	6	16	x
SELECTED SERVICE TRADES, ² /total.....	38	190	38	57	53
Personal services.....	28	161	28	52	48
All other service trades.....	10	29	10	5	5

x Not available.

¹/ Includes employees paid for less than the full workweek.

²/ See General Description on this page for changes from the 1939 Census of Business in the coverage of Service Trades.

GENERAL DESCRIPTION OF PRELIMINARY RELEASES FOR THE 1948 CENSUS OF BUSINESS

This series of releases, of which one is planned for each county in the United States, presents preliminary results of the 1948 Census of Business. The information is based on reports submitted by business establishments for that Census. The figures shown are preliminary, and are subject to revision in the final Census publications, but the changes are expected to be relatively minor with respect to coverage. The final Census figures will be issued in a series of Business Census bulletins which will show additional detailed kind-of-business information for all places where there are a sufficient number of establishments.

The 1948 Census of Business was taken under the provision of the Act of June 19, 1948, which provides that the Business Census be taken for 1948 and for each fifth year thereafter. Previous Business Censuses were taken for the years 1929, 1933, 1935, and 1939.

Scope of the Census.—The 1948 Census of Business covered all establishments in the following trades, as defined by the Standard Industrial Classification Manual, May 1949 issue, of the Executive Office of the President: all retail trades; all wholesale trades; all service trades in the following four groups—personal services, business services, automobile repairs and services, and miscellaneous repair services; hotels; tourist courts and camps; and amusements, including motion picture theaters. Some important services not covered are radio broadcasting and television, medical and health, legal, educational, nonprofit, accounting, and domestic services.

This coverage is similar to that of the 1939 Business Censuses. However, "custom trades" and "services incidental to transportation," which are no longer included in the standard classification of the service trades, are not covered by the 1948 Census. In a number of localities, these exclusions as well as

other changes in the standard classification may have a considerable effect in comparing 1948 with 1939 data, particularly with respect to establishment count.

Establishment definition.—For Census purposes, a business establishment is defined to include only enterprises conducted from a recognizable place of business, provided that the annual sales were in excess of \$5,000 for a wholesale trade establishment and \$500 for establishments in other trades. A detailed analysis of coverage will be provided in future Censuses of Business publications.

"Number of establishments" is the number of separate business locations, rather than the number of business companies or organizations, since the Census figures represent information reported separately for each business location or establishment. The establishment count reflects the number of places in business at the end of 1948 excluding administrative and executive offices of multiunit organizations, and "chain store" warehouses.

Sales and receipts.—"1948 sales and receipts" represents sales of merchandise and receipts from repairs and other services to customers. The figures reflect deductions for returned goods and allowances, but not for trade-in allowances; they exclude sales and excise taxes collected from customers and paid directly to any taxing agency.

Proprietors.—"Active proprietors..." represents owners and partners of unincorporated businesses who devoted the major portion of their time to the business in November 1948.

Employment.—"Number of paid employees..." represents all employees on the pay roll for the pay period ending nearest November 15, 1948. "Full workweek" employees, whether regular or seasonal, are those who in the November 15 pay period were paid for working at least the number of hours typically worked in a week by employees of the reporting establishment.

1948 CENSUS OF BUSINESS

U. S. DEPARTMENT OF COMMERCE
BUREAU OF THE CENSUS

RETAIL, WHOLESALE, SERVICE TRADES

PRELIMINARY

For Release April 17, 1950

Release Series BC-1P-01-055

PIKE COUNTY, ALA.

Retail, wholesale, and service establishments located in Pike County, Alabama, showed a substantial expansion in dollar volume of trade from 1939 to 1948 according to preliminary figures from the 1948 Census of Business released today by the Bureau of the Census, U. S. Department of Commerce.

Retail sales in the county during 1948 aggregated \$13.3 million, an increase of 202 percent over the \$4.4 million in 1939, when the preceding Census of Business was taken. Wholesale sales in the county reached a total of \$10.5 million in 1948 as compared with \$2.3 million in 1939. The service trades included in the Census of Business recorded receipts totaling \$505,000 in 1948 compared with \$170,000 in 1939.

Employment in the county also rose over the 9-year period between 1939 and 1948 for the above trades. Establishments in these trades reported a combined total of 1,078 paid employees for the workweek ended nearest November 15, 1948. This compared with a total of 707 employees reported for the week of November 15, 1939.

These preliminary figures have been derived from a Census report on Pike County, Alabama, which also includes data for the city of Troy. Final figures, superseding the preliminary data for Pike County, will be included in a Bulletin for the State of Alabama to be issued in several months. Similar data will be made available this year in preliminary and final form for each of the counties and States. A single copy of the preliminary release for Pike County as well as an order blank for other area releases may be obtained by writing to the Bureau of the Census, Washington 25, D. C.

Table 1.—CENSUS OF BUSINESS PRELIMINARY RESULTS FOR 1948, BY TRADE GROUP
PIKE COUNTY, ALA.

Trade group and kind of business	Number of establishments	1948 sales and receipts (Thousand dollars)	Active proprietors of unincorporated businesses Nov. 1948	Paid employees, workweek ended nearest Nov. 15, 1948	
				Total employees ¹	Full workweek employees
RETAIL TRADE, total.....	312	13,325	322	695	561
Food group.....	139	3,653	139	113	78
Eating and drinking places.....	32	588	31	76	60
General merchandise grp, general stores	44	2,458	43	169	111
Apparel group.....	7	304	8	18	12
Furniture-home furnishgs-appliance grp	10	563	11	31	26
Automotive group.....	18	2,216	20	126	125
Gasoline service stations.....	28	649	28	40	34
Lumber-building-hardware group.....	9	813	10	29	28
Drug and proprietary stores.....	9	506	12	42	38
All other retail stores.....	16	1,575	20	51	49
WHOLESALE TRADE, total.....	27	10,514	23	213	x
Merchant wholesalers.....	16	5,688	12	187	x
Other types of wholesalers.....	11	4,826	11	26	x
SELECTED SERVICE TRADES, ² total.....	49	505	43	170	158
Personal services.....	32	389	24	151	142
All other service trades.....	17	116	19	19	16

x Not available.

¹/ Includes employees paid for less than the full workweek.

²/ See General Description on last page for changes from the 1939 Census of Business in the coverage of Service Trades.

Table 2.—CENSUS OF BUSINESS PRELIMINARY RESULTS FOR 1948 FOR CITIES OF 2,500 INHABITANTS OR MORE

PIKE COUNTY, ALA.

(Data omitted for trade groups where necessary to avoid disclosure)

City and trade group ¹	Number of establishments	1948 sales and receipts (Thousand dollars)	Active proprietors of unincorporated businesses Nov. 1948	Paid employees, workweek ended nearest Nov. 15, 1948	
				Total employees ²	Full workweek employees
Troy:					
Retail trade.....	121	8,178	128	493	402
Selected service trades....	32	406	26	153	143
Remainder of county:					
Retail trade.....	191	5,147	194	202	159
Selected service trades....	17	99	17	17	15

1/ See General Description on this page for changes from the 1939 Census of Business in the coverage of Service Trades.

2/ Includes employees paid for less than the full workweek.

GENERAL DESCRIPTION OF PRELIMINARY RELEASES FOR THE 1948 CENSUS OF BUSINESS

This series of releases, of which one is planned for each county in the United States, presents preliminary results of the 1948 Census of Business. The information is based on reports submitted by business establishments for that Census. The figures shown are preliminary, and are subject to revision in the final Census publications, but the changes are expected to be relatively minor with respect to coverage. The final Census figures will be issued in a series of Business Census bulletins which will show additional detailed kind-of-business information for all places where there are a sufficient number of establishments.

The 1948 Census of Business was taken under the provision of the Act of June 19, 1948, which provides that the Business Census be taken for 1948 and for each fifth year thereafter. Previous Business Censuses were taken for the years 1929, 1933, 1935, and 1939.

Scope of the Census.—The 1948 Census of Business covered all establishments in the following trades, as defined by the Standard Industrial Classification Manual, May 1949 issue, of the Executive Office of the President: all retail trades; all wholesale trades; all service trades in the following four groups—personal services, business services, automobile repairs and services, and miscellaneous repair services; hotels; tourist courts and camps; and amusements, including motion picture theaters. Some important services not covered are radio broadcasting and television, medical and health, legal, educational, nonprofit, accounting, and domestic services.

This coverage is similar to that of the 1939 Business Census. However, "custom trades" and "services incidental to transportation," which are no longer included in the standard classification of the service trades, are not covered by the 1948 Census. In a number of localities, these exclusions as well as other changes in the standard classification may have

a considerable effect in comparing 1948 with 1939 data, particularly with respect to establishment count.

Establishment definition.—For Census purposes, a business establishment is defined to include only enterprises conducted from a recognizable place of business, provided that the annual sales were in excess of \$5,000 for a wholesale trade establishment and \$500 for establishments in other trades. A detailed analysis of coverage will be provided in future Census of Business publications.

"Number of establishments" is the number of separate business locations, rather than the number of business companies or organizations, since the Census figures represent information reported separately for each business location or establishment. The establishment count reflects the number of places in business at the end of 1948 excluding administrative and executive offices of multiunit organizations, and "chain store" warehouses.

Sales and receipts.—"1948 sales and receipts" represents sales of merchandise and receipts from repairs and other services to customers. The figures reflect deductions for returned goods and allowances, but not for trade-in allowances; they exclude sales and excise taxes collected from customers and paid directly to any taxing agency.

Proprietors.—"Active proprietors..." represents owners and partners of unincorporated businesses who devoted the major portion of their time to the business in November 1948.

Employment.—"Number of paid employees..." represents all employees on the pay roll for the pay period ending nearest November 15, 1948. "Full workweek" employees, whether regular or seasonal, are those who in the November 15 pay period were paid for working at least the number of hours typically worked in a week by employees of the reporting establishment.

1948 CENSUS OF BUSINESS

RETAIL, WHOLESALE, SERVICE TRADES

U. S. DEPARTMENT OF COMMERCE
BUREAU OF THE CENSUS

PRELIMINARY

For Release April 10, 1950

Release Series BC-1P-01-056

RANDOLPH COUNTY, ALA.

Retail, wholesale, and service establishments located in Randolph County, Alabama, showed a substantial expansion in dollar volume of trade from 1939 to 1948 according to preliminary figures from the 1948 Census of Business released today by the Bureau of the Census, U. S. Department of Commerce.

Retail sales in the county during 1948 aggregated \$8.2 million, an increase of 273 percent over the \$2.2 million in 1939, when the preceding Census of Business was taken. Wholesale sales in the county reached a total of \$2.3 million in 1948 as compared with \$0.9 million in 1939. The service trades included in the Census of Business recorded receipts totaling \$444,000 in 1948 compared with \$81,000 in 1939.

Employment in the county also rose over the 9-year period between 1939 and 1948 for the above trades. Establishments in these trades reported a combined total of 538 paid employees for the workweek ended nearest November 15, 1948. This compared with a total of 250 employees reported for the week of November 15, 1939.

These preliminary figures have been derived from a Census report on Randolph County, Alabama, which also includes data for the city of Roanoke. Final figures, superseding the preliminary data for Randolph County, will be included in a Bulletin for the State of Alabama to be issued in several months. Similar data will be made available this year in preliminary and final form for each of the counties and States. A single copy of the preliminary release for Randolph County as well as an order blank for other area releases may be obtained by writing to the Bureau of the Census, Washington 25, D. C.

Table 1.—CENSUS OF BUSINESS PRELIMINARY RESULTS FOR 1948, BY TRADE GROUP

RANDOLPH COUNTY, ALA.

Trade group and kind of business	Number of establishments	1948 sales and receipts (Thousand dollars)	Active proprietors of unincorporated businesses Nov. 1948	Paid employees, workweek ended nearest Nov. 15, 1948	
				Total employees ¹	Full workweek employees
RETAIL TRADE, total.....	237	8,234	214	422	333
Food group.....	115	2,323	99	71	50
Eating and drinking places.....	15	182	14	28	21
General merchandise grp, general stores	29	1,207	23	100	62
Furniture-home furnishings-appliance grp	9	439	6	23	21
Automotive group.....	13	1,790	16	69	68
Gasoline service stations.....	20	404	17	33	20
Lumber-building-hardware group.....	16	1,312	17	63	59
Drug and proprietary stores.....	6	182	5	12	9
All other retail stores.....	14	395	17	23	23
WHOLESALE TRADE.....	12	2,272	10	47	x
SELECTED SERVICE TRADES, ^{2/} total.....	56	444	63	69	60
Personal services.....	30	174	36	40	34
All other service trades.....	26	270	27	29	26

x Not available.

^{1/} Includes employees paid for less than the full workweek.

^{2/} See General Description on last page for changes from the 1939 Census of Business in the coverage of Service Trades.

Table 2.—CENSUS OF BUSINESS PRELIMINARY RESULTS FOR 1948 FOR CITIES OF 2,500 INHABITANTS OR MORE

RANDOLPH COUNTY, ALA.

(Data omitted for trade groups where necessary to avoid disclosure)

City and trade group ¹	Number of establishments	1948 sales and receipts (Thousand dollars)	Active proprietors of unincorporated businesses Nov. 1948	Paid employees, workweek ended nearest Nov. 15, 1948	
				Total employees ²	Full workweek employees
Roanoke:					
Retail trade.....	88	5,305	79	314	249
Selected service trades....	34	292	37	51	46
Remainder of county:					
Retail trade.....	149	2,929	135	108	84
Selected service trades....	22	152	26	18	14

1/ See General Description on this page for changes from the 1939 Census of Business in the coverage of Service Trades.

2/ Includes employees paid for less than the full workweek.

GENERAL DESCRIPTION OF PRELIMINARY RELEASES FOR THE 1948 CENSUS OF BUSINESS

This series of releases, of which one is planned for each county in the United States, presents preliminary results of the 1948 Census of Business. The information is based on reports submitted by business establishments for that Census. The figures shown are preliminary, and are subject to revision in the final Census publications, but the changes are expected to be relatively minor with respect to coverage. The final Census figures will be issued in a series of Business Census bulletins which will show additional detailed kind-of-business information for all places where there are a sufficient number of establishments.

The 1948 Census of Business was taken under the provision of the Act of June 19, 1948, which provides that the Business Census be taken for 1948 and for each fifth year thereafter. Previous Business Censuses were taken for the years 1929, 1933, 1935, and 1939.

Scope of the Census.—The 1948 Census of Business covered all establishments in the following trades, as defined by the Standard Industrial Classification Manual, May 1949 issue, of the Executive Office of the President: all retail trades; all wholesale trades; all service trades in the following four groups—personal services, business services, automobile repairs and services, and miscellaneous repair services; hotels; tourist courts and camps; and amusements, including motion picture theaters. Some important services not covered are radio broadcasting and television, medical and health, legal, educational, nonprofit, accounting, and domestic services.

This coverage is similar to that of the 1939 Business Census. However, "custom trades" and "services incidental to transportation," which are no longer included in the standard classification of the service trades, are not covered by the 1948 Census. In a number of localities, these exclusions as well as other changes in the standard classification may have

a considerable effect in comparing 1948 with 1939 data, particularly with respect to establishment count.

Establishment definition.—For Census purposes, a business establishment is defined to include only enterprises conducted from a recognizable place of business, provided that the annual sales were in excess of \$5,000 for a wholesale trade establishment and \$500 for establishments in other trades. A detailed analysis of coverage will be provided in future Census of Business publications.

"Number of establishments" is the number of separate business locations, rather than the number of business companies or organizations, since the Census figures represent information reported separately for each business location or establishment. The establishment count reflects the number of places in business at the end of 1948 excluding administrative and executive offices of multiunit organizations, and "chain store" warehouses.

Sales and receipts.—"1948 sales and receipts" represents sales of merchandise and receipts from repairs and other services to customers. The figures reflect deductions for returned goods and allowances, but not for trade-in allowances; they exclude sales and excise taxes collected from customers and paid directly to any taxing agency.

Proprietors.—"Active proprietors..." represents owners and partners of unincorporated businesses who devoted the major portion of their time to the business in November 1948.

Employment.—"Number of paid employees..." represents all employees on the pay roll for the pay period ending nearest November 15, 1948. "Full workweek" employees, whether regular or seasonal, are those who in the November 15 pay period were paid for working at least the number of hours typically worked in a week by employees of the reporting establishment.

1948 CENSUS OF BUSINESS

RETAIL, WHOLESALE, SERVICE TRADES

U. S. DEPARTMENT OF COMMERCE
BUREAU OF THE CENSUS

PRELIMINARY

For Release May 15, 1950

Release Series BC-1P-01-057

RUSSELL COUNTY, ALA.

Retail and service establishments located in Russell County, Alabama, showed a substantial expansion in dollar volume of trade from 1939 to 1948 according to preliminary figures from the 1948 Census of Business released today by the Bureau of the Census, U. S. Department of Commerce.

Retail sales in the county during 1948 aggregated \$8.9 million, an increase of 178 percent over the \$3.2 million in 1939, when the preceding Census of Business was taken. The service trades included in the Census of Business recorded receipts totaling \$510,000 in 1948 compared with \$112,000 in 1939.

Employment in the county rose over the 9-year period between 1939 and 1948 for the above trades. Establishments in these trades reported a combined total of 520 paid employees for the workweek ended nearest November 15, 1948. This compared with a total of 414 employees reported for the week of November 15, 1939.

These preliminary figures have been derived from a Census report on Russell County, Alabama, which also includes data for Phenix City. Final figures, superseding the preliminary data for Russell County, will be included in a Bulletin for the State of Alabama to be issued in several months. Similar data will be made available this year in preliminary and final form for each of the counties and States. A single copy of the preliminary release for Russell County as well as an order blank for other area releases may be obtained by writing to the Bureau of the Census, Washington 25, D. C.

Table 1.—CENSUS OF BUSINESS PRELIMINARY RESULTS FOR 1948, BY TRADE GROUP
RUSSELL COUNTY, ALA.

Trade group and kind of business	Number of establishments	1948 sales and receipts (Thousand dollars)	Active proprietors of unincorporated businesses Nov. 1948	Paid employees, workweek ended nearest Nov. 15, 1948	
				Total employees ¹	Full workweek employees
RETAIL TRADE, total.....	302	8,903	300	407	324
Food group.....	165	2,852	158	79	44
Eating and drinking places.....	46	1,135	45	136	120
General merchandise grp, general stores	23	966	27	37	23
Furniture-home furnishings-appliance grp	8	471	3	24	22
Automotive group.....	7	306	7	17	15
Gasoline service stations.....	27	678	31	33	27
Drug and proprietary stores.....	9	269	10	18	16
All other retail stores.....	17	2,226	19	63	57
SELECTED SERVICE TRADES, ² /total.....	72	510	76	113	91
Personal services.....	47	288	50	89	69
All other service trades.....	25	222	26	24	22

¹/ Includes employees paid for less than the full workweek.

²/ See General Description on last page for changes from the 1939 Census of Business in the coverage of Service Trades.

Table 2.—CENSUS OF BUSINESS PRELIMINARY RESULTS FOR 1948 FOR CITIES OF 2,500 INHABITANTS OR MORE
RUSSELL COUNTY, ALA.

(Data omitted for trade groups where necessary to avoid disclosure)

City and trade group ¹	Number of establishments	1948 sales and receipts (Thousand dollars)	Active proprietors of unincorporated businesses Nov. 1948	Paid employees, workweek ended nearest Nov. 15, 1948	
				Total employees ²	Full workweek employees
Phenix City:					
Retail trade.....	199	6,553	197	309	261
Selected service trades.....	61	443	67	98	81
Remainder of county:					
Retail trade.....	103	2,350	103	98	63
Selected service trades.....	11	67	9	15	10

1/ See General Description on this page for changes from the 1939 Census of Business in the coverage of Service Trades.

2/ Includes employees paid for less than the full workweek.

GENERAL DESCRIPTION OF PRELIMINARY RELEASES FOR THE 1948 CENSUS OF BUSINESS

This series of releases, of which one is planned for each county in the United States, presents preliminary results of the 1948 Census of Business. The information is based on reports submitted by business establishments for that Census. The figures shown are preliminary, and are subject to revision in the final Census publications, but the changes are expected to be relatively minor with respect to coverage. The final Census figures will be issued in a series of Business Census bulletins which will show additional detailed kind-of-business information for all places where there are a sufficient number of establishments.

The 1948 Census of Business was taken under the provision of the Act of June 19, 1948, which provides that the Business Census be taken for 1948 and for each fifth year thereafter. Previous Business Censuses were taken for the years 1929, 1933, 1935, and 1939.

Scope of the Census.—The 1948 Census of Business covered all establishments in the following trades, as defined by the Standard Industrial Classification Manual, May 1949 issue, of the Executive Office of the President: all retail trades; all wholesale trades; all service trades in the following four groups—personal services, business services, automobile repairs and services, and miscellaneous repair services; hotels; tourist courts and camps; and amusements, including motion picture theaters. Some important services not covered are radio broadcasting and television, medical and health, legal, educational, nonprofit, accounting, and domestic services.

This coverage is similar to that of the 1939 Business Census. However, "custom trades" and "services incidental to transportation," which are no longer included in the standard classification of the service trades, are not covered by the 1948 Census. In a number of localities, these exclusions as well as

other changes in the standard classification may have a considerable effect in comparing 1948 with 1939 data, particularly with respect to establishment count.

Establishment definition.—For Census purposes, a business establishment is defined to include only enterprises conducted from a recognizable place of business, provided that the annual sales were in excess of \$5,000 for a wholesale trade establishment and \$500 for establishments in other trades. A detailed analysis of coverage will be provided in future Census of Business publications.

"Number of establishments" is the number of separate business locations, rather than the number of business companies or organizations, since the Census figures represent information reported separately for each business location or establishment. The establishment count reflects the number of places in business at the end of 1948 excluding administrative and executive offices of multiunit organizations, and "chain store" warehouses.

Sales and receipts.—"1948 sales and receipts" represents sales of merchandise and receipts from repairs and other services to customers. The figures reflect deductions for returned goods and allowances, but not for trade-in allowances; they exclude sales and excise taxes collected from customers and paid directly to any taxing agency.

Proprietors.—"Active proprietors..." represents owners and partners of unincorporated businesses who devoted the major portion of their time to the business in November 1948.

Employment.—"Number of paid employees..." represents all employees on the pay roll for the pay period ending nearest November 15, 1948. "Full workweek" employees, whether regular or seasonal, are those who in the November 15 pay period were paid for working at least the number of hours typically worked in a week by employees of the reporting establishment.

1948 CENSUS OF BUSINESS

RETAIL, WHOLESALE, SERVICE TRADES

U. S. DEPARTMENT OF COMMERCE
BUREAU OF THE CENSUS

PRELIMINARY

For Release April 10, 1950

Release Series BC-1P-01-058

ST. CLAIR COUNTY, ALA.

Retail, wholesale, and service establishments located in St. Clair County, Alabama, showed a substantial expansion in dollar volume of trade from 1939 to 1948 according to preliminary figures from the 1948 Census of Business released today by the Bureau of the Census, U. S. Department of Commerce.

Retail sales in the county during 1948 aggregated \$9.0 million, an increase of 200 percent over the \$3.0 million in 1939, when the preceding Census of Business was taken. Wholesale sales in the county reached a total of \$963,000 in 1948 as compared with \$264,000 in 1939. The service trades included in the Census of Business recorded receipts totaling \$224,000 in 1948 compared with \$63,000 in 1939.

Employment in the county also rose over the 9-year period between 1939 and 1948 for the above trades. Establishments in these trades reported a combined total of 471 paid employees for the workweek ended nearest November 15, 1948. This compared with a total of 230 employees reported for the week of November 15, 1939.

These preliminary figures have been derived from a Census report on St. Clair County, Alabama. Final figures, superseding the preliminary data for St. Clair County, will be included in a Bulletin for the State of Alabama to be issued in several months. Similar data will be made available this year in preliminary and final form for each of the counties and States. A single copy of the preliminary release for St. Clair County as well as an order blank for other area releases may be obtained by writing to the Bureau of the Census, Washington 25, D. C.

Table 1.—CENSUS OF BUSINESS PRELIMINARY RESULTS FOR 1948, BY TRADE GROUP

ST. CLAIR COUNTY, AIA.

Trade group and kind of business	Number of establishments	1948 sales and receipts (Thousand dollars)	Active proprietors of unincorporated businesses Nov. 1948	Paid employees, workweek ended nearest Nov. 15, 1948	
				Total employees ¹	Full workweek employees
RETAIL TRADE, total.....	237	9,034	230	408	331
Food group.....	115	3,215	120	69	46
Eating and drinking places.....	16	223	16	46	41
General merchandise grp, general stores	23	1,375	22	65	47
Furniture-home furnishings-appliance grp	9	440	5	19	16
Automotive group.....	8	1,201	5	44	44
Gasoline service stations.....	37	756	38	32	26
Lumber-building-hardware group.....	8	853	7	64	57
Drug and proprietary stores.....	8	330	6	34	27
All other retail stores.....	13	641	11	35	27
WHOLESALE TRADE.....	7	963	4	17	x
SELECTED SERVICE TRADES, ² /total.....	34	224	36	46	42
Personal services.....	22	130	23	32	29
All other service trades.....	12	94	13	14	13

x Not available.

¹/ Includes employees paid for less than the full workweek.²/ See General Description on this page for changes from the 1939 Census of Business in the coverage of Service Trades.

GENERAL DESCRIPTION OF PRELIMINARY RELEASES FOR THE 1948 CENSUS OF BUSINESS

This series of releases, of which one is planned for each county in the United States, presents preliminary results of the 1948 Census of Business. The information is based on reports submitted by business establishments for that Census. The figures shown are preliminary, and are subject to revision in the final Census publications, but the changes are expected to be relatively minor with respect to coverage. The final Census figures will be issued in a series of Business Census bulletins which will show additional detailed kind-of-business information for all places where there are a sufficient number of establishments.

The 1948 Census of Business was taken under the provision of the Act of June 19, 1948, which provides that the Business Census be taken for 1948 and for each fifth year thereafter. Previous Business Censuses were taken for the years 1929, 1933, 1935, and 1939.

Scope of the Census.—The 1948 Census of Business covered all establishments in the following trades, as defined by the Standard Industrial Classification Manual, May 1949 issue, of the Executive Office of the President: all retail trades; all wholesale trades; all service trades in the following four groups—personal services, business services, automobile repairs and services, and miscellaneous repair services; hotels; tourist courts and camps; and amusements, including motion picture theaters. Some important services not covered are radio broadcasting and television, medical and health, legal, educational, nonprofit, accounting, and domestic services.

This coverage is similar to that of the 1939 Business Census. However, "custom trades" and "services incidental to transportation," which are no longer included in the standard classification of the service trades, are not covered by the 1948 Census. In a number of localities, these exclusions as well as

other changes in the standard classification may have a considerable effect in comparing 1948 with 1939 data, particularly with respect to establishment count.

Establishment definition.—For Census purposes, a business establishment is defined to include only enterprises conducted from a recognizable place of business, provided that the annual sales were in excess of \$5,000 for a wholesale trade establishment and \$500 for establishments in other trades. A detailed analysis of coverage will be provided in future Censuses of Business publications.

"Number of establishments" is the number of separate business locations, rather than the number of business companies or organizations, since the Census figures represent information reported separately for each business location or establishment. The establishment count reflects the number of places in business at the end of 1948 excluding administrative and executive offices of multiunit organizations, and "chain store" warehouses.

Sales and receipts.—"1948 sales and receipts" represents sales of merchandise and receipts from repairs and other services to customers. The figures reflect deductions for returned goods and allowances, but not for trade-in allowances; they exclude sales and excise taxes collected from customers and paid directly to any taxing agency.

Proprietors.—"Active proprietors..." represents owners and partners of unincorporated businesses who devoted the major portion of their time to the business in November 1948.

Employment.—"Number of paid employees..." represents all employees on the pay roll for the pay period ending nearest November 15, 1948. "Full workweek" employees, whether regular or seasonal, are those who in the November 15 pay period were paid for working at least the number of hours typically worked in a week by employees of the reporting establishment.

1948 CENSUS OF BUSINESS

RETAIL, WHOLESALE, SERVICE TRADES

U. S. DEPARTMENT OF COMMERCE
BUREAU OF THE CENSUS

PRELIMINARY

For Release May 15, 1950

Release Series BC-1P-01-059

SHELBY COUNTY, ALA.

Retail, wholesale, and service establishments located in Shelby County, Alabama, showed a substantial expansion in dollar volume of trade from 1939 to 1948 according to preliminary figures from the 1948 Census of Business released today by the Bureau of the Census, U. S. Department of Commerce.

Retail sales in the county during 1948 aggregated \$9.8 million, an increase of 263 percent over the \$2.7 million in 1939, when the preceding Census of Business was taken. Wholesale sales in the county reached a total of \$1.2 million in 1948 as compared with \$0.4 million in 1939. The service trades included in the Census of Business recorded receipts totaling \$407,000 in 1948 compared with \$53,000 in 1939.

Employment in the county also rose over the 9-year period between 1939 and 1948 for the above trades. Establishments in these trades reported a combined total of 575 paid employees for the workweek ended nearest November 15, 1948. This compared with a total of 335 employees reported for the week of November 15, 1939.

These preliminary figures have been derived from a Census report on Shelby County, Alabama. Final figures, superseding the preliminary data for Shelby County, will be included in a Bulletin for the State of Alabama to be issued in several months. Similar data will be made available this year preliminary and final form for each of the counties and States. A single copy of the preliminary release for Shelby County as well as an order blank for other area releases may be obtained by writing to the Bureau of the Census, Washington 25, D. C.

91228

Table 1.—CENSUS OF BUSINESS PRELIMINARY RESULTS FOR 1948, BY TRADE GROUP
SHELBY COUNTY, ALA.

Trade group and kind of business	Number of establishments	1948 sales and receipts (Thousand dollars)	Active proprietors of unincorporated businesses Nov. 1948	Paid employees, workweek ended nearest Nov. 15, 1948	
				Total employees ¹	Full workweek employees
RETAIL TRADE, total.....	297	9,823	282	453	317
Food group.....	145	4,284	139	149	90
Eating and drinking places.....	22	284	19	45	33
General merchandise grp, general stores.....	25	1,258	22	73	43
Apparel group.....	8	224	10	12	8
Furniture-home furnishings-appliance grp.....	15	708	11	33	29
Automotive group.....	8	1,126	8	49	48
Gasoline service stations.....	46	891	46	37	23
Lumber-building-hardware group.....	12	633	12	20	17
Drug and proprietary stores.....	8	277	8	28	21
All other retail stores.....	8	138	7	7	5
WHOLESALE TRADE.....	7	1,211	4	32	x
SELECTED SERVICE TRADES, ^{2/} total.....	64	407	63	90	80
Personal services.....	39	217	37	67	60
All other service trades.....	25	190	26	23	20

x Not available.

1/ Includes employees paid for less than the full workweek.

2/ See General Description on this page for changes from the 1939 Census of Business in the coverage of Service Trades.

GENERAL DESCRIPTION OF PRELIMINARY RELEASES FOR THE 1948 CENSUS OF BUSINESS

This series of releases, of which one is planned for each county in the United States, presents preliminary results of the 1948 Census of Business. The information is based on reports submitted by business establishments for that Census. The figures shown are preliminary, and are subject to revision in the final Census publications, but the changes are expected to be relatively minor with respect to coverage. The final Census figures will be issued in a series of Business Census bulletins which will show additional detailed kind-of-business information for all places where there are a sufficient number of establishments.

The 1948 Census of Business was taken under the provision of the Act of June 19, 1948, which provides that the Business Censuses be taken for 1948 and for each fifth year thereafter. Previous Business Censuses were taken for the years 1929, 1933, 1935, and 1939.

Scope of the Census.—The 1948 Census of Business covered all establishments in the following trades, as defined by the Standard Industrial Classification Manual, May 1949 issue, of the Executive Office of the President: all retail trades; all wholesale trades; all service trades in the following four groups—personal services, business services, automobile repairs and services, and miscellaneous repair services; hotels; tourist courts and camps; and amusements, including motion picture theaters. Some important services not covered are radio broadcasting and television, medical and health, legal, educational, nonprofit, accounting, and domestic services.

This coverage is similar to that of the 1939 Business Census. However, "custom trades" and "services incidental to transportation," which are no longer included in the standard classification of the service trades, are not covered by the 1948 Census. In a number of localities, these exclusions as well as

other changes in the standard classification may have a considerable effect in comparing 1948 with 1939 data, particularly with respect to establishment count.

Establishment definition.—For Census purposes, a business establishment is defined to include only enterprises conducted from a recognizable place of business, provided that the annual sales were in excess of \$5,000 for a wholesale trade establishment and \$500 for establishments in other trades. A detailed analysis of coverage will be provided in future Censuses of Business publications.

"Number of establishments" is the number of separate business locations, rather than the number of business companies or organizations, since the Census figures represent information reported separately for each business location or establishment. The establishment count reflects the number of places in business at the end of 1948 excluding administrative and executive offices of multiunit organizations, and "chain store" warehouses.

Sales and receipts.—"1948 sales and receipts" represents sales of merchandise and receipts from repairs and other services to customers. The figures reflect deductions for returned goods and allowances, but not for trade-in allowances; they exclude sales and excise taxes collected from customers and paid directly to any taxing agency.

Proprietors.—"Active proprietors..." represents owners and partners of unincorporated businesses who devoted the major portion of their time to the business in November 1948.

Employment.—"Number of paid employees..." represents all employees on the pay roll for the pay period ending nearest November 15, 1948. "Full workweek" employees, whether regular or seasonal, are those who in the November 15 pay period were paid for working at least the number of hours typically worked in a week by employees of the reporting establishment.

1948 CENSUS OF BUSINESS

RETAIL, WHOLESALE, SERVICE TRADES

U. S. DEPARTMENT OF COMMERCE
BUREAU OF THE CENSUS

PRELIMINARY

For Release April 10, 1950

Release Series BC-1P-01-060

SUMTER COUNTY, ALA.

Retail, wholesale, and service establishments located in Sumter County, Alabama, showed a substantial expansion in dollar volume of trade from 1939 to 1948 according to preliminary figures from the 1948 Census of Business released today by the Bureau of the Census, U. S. Department of Commerce.

Retail sales in the county during 1948 aggregated \$7.4 million, an increase of 252 percent over the \$2.1 million in 1939, when the preceding Census of Business was taken. Wholesale sales in the county reached a total of \$1.9 million in 1948 as compared with \$0.6 million in 1939. The service trades included in the Census of Business recorded receipts totaling \$184,000 in 1948 compared with \$58,000 in 1939.

Employment in the county also rose over the 9-year period between 1939 and 1948 for the above trades. Establishments in these trades reported a combined total of 471 paid employees for the workweek ended nearest November 15, 1948. This compared with a total of 271 employees reported for the week of November 15, 1939.

These preliminary figures have been derived from a Census report on Sumter County, Alabama. Final figures, superseding the preliminary data for Sumter County, will be included in a Bulletin for the State of Alabama to be issued in several months. Similar data will be made available this year in preliminary and final form for each of the counties and States. A single copy of the preliminary release for Sumter County as well as an order blank for other area releases may be obtained by writing to the Bureau of the Census, Washington 25, D. C.

Table 1.—CENSUS OF BUSINESS PRELIMINARY RESULTS FOR 1948, BY TRADE GROUP
SUMTER COUNTY, ALA.

Trade group and kind of business	Number of establishments	1948 sales and receipts (Thousand dollars)	Active proprietors of unincorporated businesses Nov. 1948	Paid employees, workweek ended nearest Nov. 15, 1948	
				Total employees ¹	Full workweek employees
RETAIL TRADE, total.....	191	7,361	163	403	278
Food group.....	69	1,278	53	57	35
Eating and drinking places.....	17	286	14	43	33
General merchandise grp, general stores	48	2,151	42	115	57
Furniture-home furnishings-appliance grp	7	404	6	26	17
Automotive group.....	8	1,377	10	59	54
Gasoline service stations.....	22	555	18	39	30
Lumber-building-hardware group.....	6	849	7	42	33
All other retail stores.....	14	461	13	22	19
WHOLESALE TRADE.....	9	1,890	5	27	x
SELECTED SERVICE TRADES, ^{2/} total.....	32	184	27	41	39
Personal services.....	19	134	16	37	35
All other service trades.....	13	50	11	4	4

x Not available.

^{1/} Includes employees paid for less than the full workweek.

^{2/} See General Description on last page for changes from the 1939 Census of Business in the coverage of Service Trades.

GENERAL DESCRIPTION OF PRELIMINARY RELEASES FOR THE 1948 CENSUS OF BUSINESS

This series of releases, of which one is planned for each county in the United States, presents preliminary results of the 1948 Census of Business. The information is based on reports submitted by business establishments for that Census. The figures shown are preliminary, and are subject to revision in the final Census publications, but the changes are expected to be relatively minor with respect to coverage. The final Census figures will be issued in a series of Business Census bulletins which will show additional detailed kind-of-business information for all places where there are a sufficient number of establishments.

The 1948 Census of Business was taken under the provision of the Act of June 19, 1948, which provides that the Business Census be taken for 1948 and for each fifth year thereafter. Previous Business Censuses were taken for the years 1929, 1933, 1935, and 1939.

Scope of the Census.—The 1948 Census of Business covered all establishments in the following trades, as defined by the Standard Industrial Classification Manual, May 1949 issue, of the Executive Office of the President: all retail trades; all wholesale trades; all service trades in the following four groups—personal services, business services, automobile repairs and services, and miscellaneous repair services; hotels; tourist courts and camps; and amusements, including motion picture theaters. Some important services not covered are radio broadcasting and television, medical and health, legal, educational, nonprofit, accounting, and domestic services.

This coverage is similar to that of the 1939 Business Census. However, "custom trades" and "services incidental to transportation," which are no longer included in the standard classification of the service trades, are not covered by the 1948 Census. In a number of localities, these exclusions as well as other changes in the standard classification may have a considerable effect in comparing

1948 with 1939 data, particularly with respect to establishment count.

Establishment definition.—For Census purposes, a business establishment is defined to include only enterprises conducted from a recognizable place of business, provided that the annual sales were in excess of \$5,000 for a wholesale trade establishment and \$500 for establishments in other trades. A detailed analysis of coverage will be provided in future Census of Business publications.

"Number of establishments" is the number of separate business locations, rather than the number of business companies or organizations, since the Census figures represent information reported separately for each business location or establishment. The establishment count reflects the number of places in business at the end of 1948 excluding administrative and executive offices of multiunit organizations, and "chain store" warehouses.

Sales and receipts.—"1948 sales and receipts" represents sales of merchandise and receipts from repairs and other services to customers. The figures reflect deductions for returned goods and allowances, but not for trade-in allowances; they exclude sales and excise taxes collected from customers and paid directly to any taxing agency.

Proprietors.—"Active proprietors..." represents owners and partners of unincorporated businesses who devoted the major portion of their time to the business in November 1948.

Employment.—"Number of paid employees..." represents all employees on the pay roll for the pay period ending nearest November 15, 1948. "Full workweek" employees, whether regular or seasonal, are those who in the November 15 pay period were paid for working at least the number of hours typically worked in a week by employees of the reporting establishment.

1948 CENSUS OF BUSINESS

U. S. DEPARTMENT OF COMMERCE
BUREAU OF THE CENSUS

RETAIL, WHOLESALE, SERVICE TRADES

PRELIMINARY

For Release April 19, 1950

Release Series BC-1P- 01-061

TALLADEGA COUNTY, ALA.

Retail, wholesale, and service establishments located in Talladega County, Alabama, showed a substantial expansion in dollar volume of trade from 1939 to 1948 according to preliminary figures from the 1948 Census of Business released today by the Bureau of the Census, U. S. Department of Commerce.

Retail sales in the county during 1948 aggregated \$30.5 million, an increase of 355 percent over the \$6.7 million in 1939, when the preceding Census of Business was taken. Wholesale sales in the county reached a total of \$11.1 million in 1948 as compared with \$2.2 million in 1939. The service trades included in the Census of Business recorded receipts totaling \$1.5 million in 1948 compared with \$0.2 million in 1939.

Employment in the county also rose over the 9-year period between 1939 and 1948 for the above trades. Establishments in these trades reported a combined total of 2,125 paid employees for the workweek ended nearest November 15, 1948. This compared with a total of 921 employees reported for the week of November 15, 1939.

These preliminary figures have been derived from a Census report on Talladega County, Alabama, which also includes data for the cities of Sylacauga and Talladega. Final figures, superseding the preliminary data for Talladega County, will be included in a Bulletin for the State of Alabama to be issued in several months. Similar data will be made available this year in preliminary and final form for each of the counties and States. A single copy of the preliminary release for Talladega County as well as an order blank for other area releases may be obtained by writing to the Bureau of the Census, Washington 25, D. C.

Table 1.—CENSUS OF BUSINESS PRELIMINARY RESULTS FOR 1948, BY TRADE GROUP

TALLADEGA COUNTY, ALA.

Trade group and kind of business	Number of establishments	1948 sales and receipts (Thousand dollars)	Active proprietors of unincorporated businesses Nov. 1948	Paid employees, workweek ended nearest Nov. 15, 1948	
				Total employees ¹	Full workweek employees
RETAIL TRADE, total	587	30,521	570	1,636	1,275
Food group.....	270	9,409	262	277	186
Eating and drinking places.....	58	855	61	149	125
General merchandise group, general stores....	41	3,278	30	310	193
Apparel group.....	16	1,176	18	92	62
Furniture-home furnishings-appliance group..	38	2,472	26	135	123
Automotive group.....	31	6,805	30	210	205
Gasoline service stations.....	57	1,913	59	123	104
Lumber-building-hardware group.....	21	2,437	23	145	124
Drug and proprietary stores.....	20	949	23	91	69
All other retail stores.....	35	1,227	38	104	84
WHOLESALE TRADE, total	36	11,139	34	168	x
Merchant wholesalers.....	22	6,077	22	131	x
Other types of wholesale.....	14	5,062	12	37	x
SELECTED SERVICE TRADES, 2/ total	148	1,455	158	321	302
Personal services.....	96	985	102	269	254
Business services.....	5	15	3	5	4
Automotive repairs and services.....	27	275	31	32	29
Other repair services.....	20	180	22	15	15
AMUSEMENTS	14	416	7	83	x

x Not available.

1/ Includes employees paid for less than the full workweek.

2/ See General Description on last page for changes from the 1939 Census of Business in the coverage of Service Trades.

70085

Table 2.—CENSUS OF BUSINESS PRELIMINARY RESULTS FOR 1948 FOR CITIES OF 2,500 INHABITANTS OR MORE

TALLADEGA COUNTY, ALA.

(Data omitted for trade groups where necessary to avoid disclosure)

City and trade group ¹	Number of establishments	1948 sales and receipts (Thousand dollars)	Active proprietors of unincorporated businesses Nov. 1948	Paid employees, workweek ended nearest Nov. 15, 1948	
				Total employees ²	Full workweek employees
Sylacauga:					
Retail trade.....	182	13,779	175	785	625
Wholesale trade ³	19	5,105	20	79	x
Selected service trades.....	61	745	64	167	155
Talladega:					
Retail trade.....	174	10,894	169	661	494
Wholesale trade.....	17	6,034	14	89	x
Selected service trades.....	57	444	61	97	91
Remainder of county:					
Retail trade.....	231	5,848	226	190	156
Selected service trades.....	30	266	33	57	56

x Not available.

¹/ See General Description on this page for changes from the 1939 Census of Business in the coverage of Service Trades.²/ Includes employees paid for less than the full workweek.³/ Includes "Remainder of county".

GENERAL DESCRIPTION OF PRELIMINARY RELEASES FOR THE 1948 CENSUS OF BUSINESS

This series of releases, of which one is planned for each county in the United States, presents preliminary results of the 1948 Census of Business. The information is based on reports submitted by business establishments for that Census. The figures shown are preliminary, and are subject to revision in the final Census publications, but the changes are expected to be relatively minor with respect to coverage. The final Census figures will be issued in a series of Business Census bulletins which will show additional detailed kind-of-business information for all places where there are a sufficient number of establishments.

The 1948 Census of Business was taken under the provision of the Act of June 19, 1948, which provides that the Business Census be taken for 1948 and for each fifth year thereafter. Previous Business Censuses were taken for the years 1929, 1933, 1935, and 1939.

Scope of the Census.—The 1948 Census of Business covered all establishments in the following trades, as defined by the Standard Industrial Classification Manual, May 1949 issue, of the Executive Office of the President: all retail trades; all wholesale trades; all service trades in the following four groups—personal services, business services, automobile repairs and services, and miscellaneous repair services; hotels; tourist courts and camps; and amusements, including motion picture theaters. Some important services not covered are radio broadcasting and television, medical and health, legal, educational, nonprofit, accounting, and domestic services.

This coverage is similar to that of the 1939 Business Census. However, "custom trades" and "services incidental to transportation," which are no longer included in the standard classification of the service trades, are not covered by the 1948 Census. In a number of localities, these exclusions as well as other changes in the standard classification may have

a considerable effect in comparing 1948 with 1939 data, particularly with respect to establishment count.

Establishment definition.—For Census purposes, a business establishment is defined to include only enterprises conducted from a recognizable place of business, provided that the annual sales were in excess of \$5,000 for a wholesale trade establishment and \$500 for establishments in other trades. A detailed analysis of coverage will be provided in future Census of Business publications.

"Number of establishments" is the number of separate business locations, rather than the number of business companies or organizations, since the Census figures represent information reported separately for each business location or establishment. The establishment count reflects the number of places in business at the end of 1948 excluding administrative and executive offices of multiunit organizations, and "chain store" warehouses.

Sales and receipts.—"1948 sales and receipts" represents sales of merchandise and receipts from repairs and other services to customers. The figures reflect deductions for returned goods and allowances, but not for trade-in allowances; they exclude sales and excise taxes collected from customers and paid directly to any taxing agency.

Proprietors.—"Active proprietors..." represents owners and partners of unincorporated businesses who devoted the major portion of their time to the business in November 1948.

Employment.—"Number of paid employees..." represents all employees on the pay roll for the pay period ending nearest November 15, 1948. "Full workweek" employees, whether regular or seasonal, are those who in the November 15 pay period were paid for working at least the number of hours typically worked in a week by employees of the reporting establishment.

1948 CENSUS OF BUSINESS

U. S. DEPARTMENT OF COMMERCE
BUREAU OF THE CENSUS

RETAIL, WHOLESALE, SERVICE TRADES

PRELIMINARY

For Release April 10, 1950

Release Series BC-1P-01-062

TALLAPOOSA COUNTY, ALA.

Retail, wholesale, and service establishments located in Tallapoosa County, Alabama, showed a substantial expansion in dollar volume of trade from 1939 to 1948 according to preliminary figures from the 1948 Census of Business released today by the Bureau of the Census, U. S. Department of Commerce.

Retail sales in the county during 1948 aggregated \$16.9 million, an increase of 267 percent over the \$4.6 million in 1939, when the preceding Census of Business was taken. Wholesale sales in the county reached a total of \$5.0 in 1948 as compared with \$1.3 million in 1939. The service trades included in the Census of Business recorded receipts totaling \$948,000 in 1948 compared with \$171,000 in 1939.

Employment in the county also rose over the 9-year period between 1939 and 1948 for the above trades. Establishments in these trades reported a combined total of 1,155 paid employees for the workweek ended nearest November 15, 1948. This compared with a total of 653 employees reported for the week of November 15, 1939.

These preliminary figures have been derived from a Census report on Tallapoosa County, Alabama, which also includes data for Alexander City. Final figures, superseding the preliminary data for Tallapoosa County, will be included in a Bulletin for the State of Alabama to be issued in several months. Similar data will be made available this year in preliminary and final form for each of the counties and States. A single copy of the preliminary release for Tallapoosa County as well as an order blank for other area releases may be obtained by writing to the Bureau of the Census, Washington 25, D. C.

Table 1.—CENSUS OF BUSINESS PRELIMINARY RESULTS FOR 1948, BY TRADE GROUP

TALLAPOOSA COUNTY, ALA.

Trade group and kind of business	Number of establishments	1948 sales and receipts (Thousand dollars)	Active proprietors of unincorporated businesses Nov. 1948	Paid employees, workweek ended nearest Nov. 15, 1948	
				Total employees ¹	Full workweek employees
RETAIL TRADE, total.....	339	16,890	330	773	648
Food group.....	154	4,841	146	118	94
Eating and drinking places.....	35	468	33	91	65
General merchandise grp, general stores.....	31	2,413	31	148	107
Furniture-home furnishgs-appliance grp.....	20	1,506	16	77	74
Automotive group.....	15	3,371	17	122	115
Gasoline service stations.....	34	792	31	42	36
Lumber-building-hardware group.....	18	1,191	22	40	37
Drug and proprietary stores.....	12	739	14	57	48
All other retail stores.....	20	1,569	20	78	72
WHOLESALE TRADE, total.....	25	5,006	24	165	x
Merchant wholesalers.....	17	3,690	16	149	x
Other types of wholesalers.....	8	1,316	8	16	x
SELECTED SERVICE TRADES, ² /total.....	90	948	85	217	192
Personal services.....	57	485	53	154	137
All other service trades.....	33	463	32	63	55

x Not available.

¹/ Includes employees paid for less than the full workweek.

²/ See General Description on last page for changes from the 1939 Census of Business in the coverage of Service Trades.

Table 2.—CENSUS OF BUSINESS PRELIMINARY RESULTS FOR 1948 FOR CITIES OF 2,500 INHABITANTS OR MORE

TALLAPOOSA COUNTY, ALA.

(Data omitted for trade groups where necessary to avoid disclosure)

City and trade group ¹	Number of establishments	1948 sales and receipts (Thousand dollars)	Active proprietors of unincorporated businesses Nov. 1948	Paid employees, workweek ended nearest Nov. 15, 1948	
				Total employees ²	Full workweek employees
Alexander City:					
Retail trade.....	114	10,170	108	526	450
Wholesale trade.....	14	3,026	14	94	x
Selected service trades...	50	568	51	135	121
Remainder of county:					
Retail trade.....	225	6,720	222	247	198
Wholesale trade.....	11	1,980	10	71	x
Selected service trades...	40	380	34	82	71

x Not available.

1/ See General Description on this page for changes from the 1939 Census of Business in the coverage of Service Trades.

2/ Includes employees paid for less than the full workweek.

GENERAL DESCRIPTION OF PRELIMINARY RELEASES FOR THE 1948 CENSUS OF BUSINESS

This series of releases, of which one is planned for each county in the United States, presents preliminary results of the 1948 Census of Business. The information is based on reports submitted by business establishments for that Census. The figures shown are preliminary, and are subject to revision in the final Census publications, but the changes are expected to be relatively minor with respect to coverage. The final Census figures will be issued in a series of Business Census bulletins which will show additional detailed kind-of-business information for all places where there are a sufficient number of establishments.

The 1948 Census of Business was taken under the provision of the Act of June 19, 1948, which provides that the Business Census be taken for 1948 and for each fifth year thereafter. Previous Business Censuses were taken for the years 1929, 1933, 1935, and 1939.

Scope of the Census.—The 1948 Census of Business covered all establishments in the following trades, as defined by the Standard Industrial Classification Manual, May 1949 issue, of the Executive Office of the President: all retail trades; all wholesale trades; all service trades in the following four groups—personal services, business services, automobile repairs and services, and miscellaneous repair services; hotels; tourist courts and camps; and amusements, including motion picture theaters. Some important services not covered are radio broadcasting and television, medical and health, legal, educational, nonprofit, accounting, and domestic services.

This coverage is similar to that of the 1939 Business Census. However, "custom trades" and "services incidental to transportation," which are no longer included in the standard classification of the service trades, are not covered by the 1948 Census. In a number of localities, these exclusions as well as other changes in the standard classification may have

a considerable effect in comparing 1948 with 1939 data, particularly with respect to establishment count.

Establishment definition.—For Census purposes, a business establishment is defined to include only enterprises conducted from a recognizable place of business, provided that the annual sales were in excess of \$5,000 for a wholesale trade establishment and \$500 for establishments in other trades. A detailed analysis of coverage will be provided in future Census of Business publications.

"Number of establishments" is the number of separate business locations, rather than the number of business companies or organizations, since the Census figures represent information reported separately for each business location or establishment. The establishment count reflects the number of places in business at the end of 1948 excluding administrative and executive offices of multiunit organizations, and "chain store" warehouses.

Sales and receipts.—"1948 sales and receipts" represents sales of merchandise and receipts from repairs and other services to customers. The figures reflect deductions for returned goods and allowances, but not for trade-in allowances; they exclude sales and excise taxes collected from customers and paid directly to any taxing agency.

Proprietors.—"Active proprietors..." represents owners and partners of unincorporated businesses who devoted the major portion of their time to the business in November 1948.

Employment.—"Number of paid employees..." represents all employees on the pay roll for the pay period ending nearest November 15, 1948. "Full workweek" employees, whether regular or seasonal, are those who in the November 15 pay period were paid for working at least the number of hours typically worked in a week by employees of the reporting establishment.

1948 CENSUS OF BUSINESS

RETAIL, WHOLESALE, SERVICE TRADES

U. S. DEPARTMENT OF COMMERCE
BUREAU OF THE CENSUS

PRELIMINARY

For Release April 10, 1950

Release Series BC-1P-01-063

TUSCALOOSA COUNTY, ALA.

Retail, wholesale, and service establishments located in Tuscaloosa County, Alabama, showed a substantial expansion in dollar volume of trade from 1939 to 1948 according to preliminary figures from the 1948 Census of Business released today by the Bureau of the Census, U. S. Department of Commerce.

Retail sales in the county during 1948 aggregated \$46.4 million, an increase of 252 percent over the \$13.2 million in 1939, when the preceding Census of Business was taken. Wholesale sales in the county reached a total of \$31.5 million in 1948 as compared with \$9.2 million in 1939. The service trades included in the Census of Business recorded receipts totaling \$3.2 million in 1948 compared with \$1.4 million in 1939.

Employment in the county also rose over the 9-year period between 1939 and 1948 for the above trades. Establishments in these trades reported a combined total of 4,283 paid employees for the workweek ended nearest November 15, 1948. This compared with a total of 2,644 employees reported for the week of November 15, 1939.

These preliminary figures have been derived from a Census report on Tuscaloosa County, Alabama, which also includes data for the cities of Northport and Tuscaloosa. Final figures, superseding the preliminary data for Tuscaloosa County, will be included in a Bulletin for the State of Alabama to be issued in several months. Similar data will be made available this year in preliminary and final form for each of the counties and States. A single copy of the preliminary release for Tuscaloosa County as well as an order blank for other area releases may be obtained by writing to the Bureau of the Census, Washington 25, D. C.

Table 1.—CENSUS OF BUSINESS PRELIMINARY RESULTS FOR 1948, BY TRADE GROUP
TUSCALOOSA COUNTY, ALA.

Trade group and kind of business	Number of establishments	1948 sales and receipts (Thousand dollars)	Active proprietors of unincorporated businesses Nov. 1948	Paid employees, workweek ended nearest Nov. 15, 1948	
				Total employees ¹	Full workweek employees
RETAIL TRADE, total.....	726	46,429	729	2,991	2,461
Food group.....	301	12,489	295	519	400
Eating and drinking places.....	98	2,115	109	420	351
General merchandise grp, general stores.....	48	5,107	44	414	274
Apparel group.....	46	5,775	35	431	349
Furniture-home furnishgs-appliance grp.....	31	3,683	33	191	184
Automotive group.....	32	6,147	31	260	257
Gasoline service stations.....	74	3,382	74	201	168
Lumber-building-hardware group.....	17	3,023	17	223	204
Drug and proprietary stores.....	24	1,761	29	182	145
All other retail stores.....	55	2,947	62	150	129
WHOLESALE TRADE, total.....	51	31,496	66	529	x
Merchant wholesalers.....	40	24,031	54	465	x
Other types of wholesalers.....	11	7,465	12	64	x
SELECTED SERVICE TRADES, ² /total.....	191	3,164	196	763	725
Personal services.....	110	2,025	114	644	619
Business services.....	12	89	9	21	16
Automotive repairs and services.....	41	641	44	67	61
Other repair services.....	28	409	29	31	29
TOURIST COURTS AND CAMPS.....	11	149	13	15	12

x Not available.

¹/ Includes employees paid for less than the full workweek.

²/ See General Description on last page for changes from the 1939 Census of Business in the coverage of Service Trades.

Table 2.—CENSUS OF BUSINESS PRELIMINARY RESULTS FOR 1948 FOR CITIES OF 2,500 INHABITANTS OR MORE

TUSCALOOSA COUNTY, ALA.

(Data omitted for trade groups where necessary to avoid disclosure)

City and trade group ¹	Number of establishments	1948 sales and receipts (Thousand dollars)	Active proprietors of unincorporated businesses Nov. 1948	Paid employees, workweek ended nearest Nov. 15, 1948	
				Total employees ²	Full workweek employees
Northport:					
Retail trade.....	37	2,383	41	117	83
Tuscaloosa:					
Retail trade.....	431	38,189	434	2,663	2,218
Wholesale trade.....	45	29,252	55	466	x
Selected service trades....	147	2,605	145	613	584
Remainder of county: ^{3/}					
Retail trade.....	258	5,857	254	211	160
Wholesale trade.....	6	2,244	11	63	x

x Not available.

1/ See General Description on this page for changes from the 1939 Census of Business in the coverage of Service Trades.

2/ Includes employees paid for less than the full workweek.

3/ Includes figures for establishments, other than wholesale, not located in cities of 2,500 inhabitants or more, and wholesale establishments not located in cities of 5,000 inhabitants or more.

GENERAL DESCRIPTION OF PRELIMINARY RELEASES FOR THE 1948 CENSUS OF BUSINESS

This series of releases, of which one is planned for each county in the United States, presents preliminary results of the 1948 Census of Business. The information is based on reports submitted by business establishments for that Census. The figures shown are preliminary, and are subject to revision in the final Census publications, but the changes are expected to be relatively minor with respect to coverage. The final Census figures will be issued in a series of Business Census bulletins which will show additional detailed kind-of-business information for all places where there are a sufficient number of establishments.

The 1948 Census of Business was taken under the provision of the Act of June 19, 1948, which provides that the Business Census be taken for 1948 and for each fifth year thereafter. Previous Business Censuses were taken for the years 1929, 1933, 1935, and 1939.

Scope of the Census.—The 1948 Census of Business covered all establishments in the following trades, as defined by the Standard Industrial Classification Manual, May 1949 issue, of the Executive Office of the President: all retail trades; all wholesale trades; all service trades in the following four groups—personal services, business services, automobile repairs and services, and miscellaneous repair services; hotels; tourist courts and camps; and amusements, including motion picture theaters. Some important services not covered are radio broadcasting and television, medical and health, legal, educational, nonprofit, accounting, and domestic services.

This coverage is similar to that of the 1939 Business Census. However, "custom trades" and "services incidental to transportation," which are no longer included in the standard classification of the service trades, are not covered by the 1948 Census. In a number of localities, these exclusions as well as

other changes in the standard classification may have a considerable effect in comparing 1948 with 1939 data, particularly with respect to establishment count.

Establishment definition.—For Census purposes, a business establishment is defined to include only enterprises conducted from a recognizable place of business, provided that the annual sales were in excess of \$5,000 for a wholesale trade establishment and \$500 for establishments in other trades. A detailed analysis of coverage will be provided in future Census of Business publications.

"Number of establishments" is the number of separate business locations, rather than the number of business companies or organizations, since the Census figures represent information reported separately for each business location or establishment. The establishment count reflects the number of places in business at the end of 1948 excluding administrative and executive offices of multinait organizations, and "chain store" warehouses.

Sales and receipts.—"1948 sales and receipts" represents sales of merchandise and receipts from repairs and other services to customers. The figures reflect deductions for returned goods and allowances, but not for trade-in allowances; they exclude sales and excise taxes collected from customers and paid directly to any taxing agency.

Proprietors.—"Active proprietors..." represents owners and partners of unincorporated businesses who devoted the major portion of their time to the business in November 1948.

Employment.—"Number of paid employees..." represents all employees on the pay roll for the pay period ending nearest November 15, 1948. "Full workweek" employees, whether regular or seasonal, are those who in the November 15 pay period were paid for working at least the number of hours typically worked in a week by employees of the reporting establishment.

1948 CENSUS OF BUSINESS

RETAIL, WHOLESALE, SERVICE TRADES

U. S. DEPARTMENT OF COMMERCE
BUREAU OF THE CENSUS

PRELIMINARY

For Release April 13, 1950

Release Series BC-1P-01-064

WALKER COUNTY, ALA.

Retail, wholesale, and service establishments located in Walker County, Alabama, showed a substantial expansion in dollar volume of trade from 1939 to 1948 according to preliminary figures from the 1948 Census of Business released today by the Bureau of the Census, U. S. Department of Commerce.

Retail sales in the county during 1948 aggregated \$29.6 million, an increase of 300 percent over the \$7.4 million in 1939, when the preceding Census of Business was taken. Wholesale sales in the county reached a total of \$9.3 million in 1948 as compared with \$2.5 million in 1939. The service trades included in the Census of Business recorded receipts totaling \$1.1 million in 1948 compared with \$0.2 million in 1939.

Employment in the county also rose over the 9-year period between 1939 and 1948 for the above trades. Establishments in these trades reported a combined total of 1,865 paid employees for the workweek ended nearest November 15, 1948. This compared with a total of 881 employees reported for the week of November 15, 1939.

These preliminary figures have been derived from a Census report on Walker County, Alabama, which also includes data for the cities of Carbon Hill and Jasper. Final figures, superseding the preliminary data for Walker County, will be included in a Bulletin for the State of Alabama to be issued in several months. Similar data will be made available this year in preliminary and final form for each of the counties and States. A single copy of the preliminary release for Walker County as well as an order blank for other area releases may be obtained by writing to the Bureau of the Census, Washington 25, D. C.

Table 1.—CENSUS OF BUSINESS PRELIMINARY RESULTS FOR 1948, BY TRADE GROUP

WALKER COUNTY, ALA.

Trade group and kind of business	Number of establishments	1948 sales and receipts (Thousand dollars)	Active proprietors of unincorporated businesses Nov. 1948	Paid employees, workweek ended nearest Nov. 15, 1948	
				Total employees ¹	Full workweek employees
RETAIL TRADE, total.....	633	29,619	609	1,409	1,137
Food group.....	294	10,726	283	235	186
Eating and drinking places.....	86	958	82	143	118
General merchandise grp, general stores	42	4,041	29	274	173
Apparel group.....	19	1,016	17	76	63
Furniture-home furnishings-appliance grp	36	2,439	28	126	115
Automotive group.....	25	4,694	28	192	181
Gasoline service stations.....	72	2,080	73	131	92
Lumber-building-hardware group.....	20	2,398	27	143	138
Drug and proprietary stores.....	16	763	15	54	43
All other retail stores.....	23	504	27	35	28
WHOLESALE TRADE, total.....	28	9,320	32	223	x
Merchant wholesalers.....	14	6,001	16	183	x
Other types of wholesalers.....	14	3,319	16	40	x
SELECTED SERVICE TRADES, ² / _{total}	139	1,115	139	233	215
Personal services.....	90	630	79	177	166
All other service trades.....	49	485	60	56	49
AMUSEMENTS.....	21	314	15	61	x

x Not available.

¹/ Includes employees paid for less than the full workweek.

²/ See General Description on last page for changes from the 1939 Census of Business in the coverage of Service Trades.

Table 2.—CENSUS OF BUSINESS PRELIMINARY RESULTS FOR 1948 FOR CITIES OF 2,500 INHABITANTS OR MORE

WALKER COUNTY, ALA.

(Data omitted for trade groups where necessary to avoid disclosure)

City and trade group ¹	Number of establishments	1948 sales and receipts (Thousand dollars)	Active proprietors of unincorporated businesses Nov. 1948	Paid employees, workweek ended nearest Nov. 15, 1948	
				Total employees ²	Full workweek employees
Carbon Hill:					
Retail trade.....	52	1,930	45	98	69
Selected service trades....	12	67	12	11	11
Jasper:					
Retail trade.....	181	16,379	182	948	794
Wholesale trade.....	20	8,160	21	173	x
Selected service trades....	63	800	69	184	175
Remainder of county:					
Retail trade.....	400	11,310	382	363	274
Wholesale trade ^{3/}	8	1,160	11	50	x
Selected service trades....	64	248	58	38	29

x Not available.

^{1/} See General Description on this page for changes from the 1939 Census of Business in the coverage of Service Trades.^{2/} Includes employees paid for less than the full workweek.^{3/} Includes figures for establishments not located in cities of 5,000 inhabitants or more.

GENERAL DESCRIPTION OF PRELIMINARY RELEASES FOR THE 1948 CENSUS OF BUSINESS

This series of releases, of which one is planned for each county in the United States, presents preliminary results of the 1948 Census of Business. The information is based on reports submitted by business establishments for that Census. The figures shown are preliminary, and are subject to revision in the final Census publications, but the changes are expected to be relatively minor with respect to coverage. The final Census figures will be issued in a series of Business Census bulletins which will show additional detailed kind-of-business information for all places where there are a sufficient number of establishments.

The 1948 Census of Business was taken under the provision of the Act of June 19, 1948, which provides that the Business Census be taken for 1948 and for each fifth year thereafter. Previous Business Censuses were taken for the years 1929, 1933, 1935, and 1939.

Scope of the Census.—The 1948 Census of Business covered all establishments in the following trades, as defined by the Standard Industrial Classification Manual, May 1949 issue, of the Executive Office of the President: all retail trades; all wholesale trades; all service trades in the following four groups—personal services, business services, automobile repairs and services, and miscellaneous repair services; hotels; tourist courts and camps; and amusements, including motion picture theaters. Some important services not covered are radio broadcasting and television, medical and health, legal, educational, nonprofit, accounting, and domestic services.

This coverage is similar to that of the 1939 Business Census. However, "custom trade" and "services incidental to transportation," which are no longer included in the standard classification of the service trades, are not covered by the 1948 Census. In a number of localities, these exclusions as well as other changes in the standard classification may have

a considerable effect in comparing 1948 with 1939 data, particularly with respect to establishment count.

Establishment definition.—For Census purposes, a business establishment is defined to include only enterprises conducted from a recognizable place of business, provided that the annual sales were in excess of \$5,000 for a wholesale trade establishment and \$500 for establishments in other trades. A detailed analysis of coverage will be provided in future Census of Business publications.

"Number of establishments" is the number of separate business locations, rather than the number of business companies or organizations, since the Census figures represent information reported separately for each business location or establishment. The establishment count reflects the number of places in business at the end of 1948 excluding administrative and executive offices of multiunit organizations, and "chain store" warehouses.

Sales and receipts.—"1948 sales and receipts" represents sales of merchandise and receipts from repairs and other services to customers. The figures reflect deductions for returned goods and allowances, but not for trade-in allowances; they exclude sales and excise taxes collected from customers and paid directly to any taxing agency.

Proprietors.—"Active proprietors..." represents owners and partners of unincorporated businesses who devoted the major portion of their time to the business in November 1948.

Employment.—"Number of paid employees..." represents all employees on the pay roll for the pay period ending nearest November 15, 1948. "Full workweek" employees, whether regular or seasonal, are those who in the November 15 pay period were paid for working at least the number of hours typically worked in a week by employees of the reporting establishment.

1948 CENSUS OF BUSINESS

RETAIL, WHOLESALE, SERVICE TRADES

U. S. DEPARTMENT OF COMMERCE
BUREAU OF THE CENSUS

PRELIMINARY

For Release April 24, 1950

Release Series BC-1P-01-065

WASHINGTON COUNTY, ALA.

Retail and service establishments located in Washington County, Alabama, showed a substantial expansion in dollar volume of trade from 1939 to 1948 according to preliminary figures from the 1948 Census of Business released today by the Bureau of the Census, U. S. Department of Commerce.

Retail sales in the county during 1948 aggregated \$3.6 million, an increase of 260 percent over the \$1.0 million in 1939, when the preceding Census of Business was taken. The service trades included in the Census of Business recorded receipts totaling \$34,000 in 1948 compared with \$10,000 in 1939.

Employment in the county also rose over the 9-year period between 1939 and 1948 for the above trades. Establishments in these trades reported a combined total of 108 paid employees for the workweek ended nearest November 15, 1948. This compared with a total of 77 employees reported for the week of November 15, 1939.

These preliminary figures have been derived from a Census report on Washington County, Alabama. Final figures, superseding the preliminary data for Washington County, will be included in a Bulletin for the State of Alabama to be issued in several months. Similar data will be made available this year in preliminary and final form for each of the counties and States. A single copy of the preliminary release for Washington County as well as an order blank for other area releases may be obtained by writing to the Bureau of the Census, Washington 25, D. C.

Table 1.—CENSUS OF BUSINESS PRELIMINARY RESULTS FOR 1948, BY TRADE GROUP

WASHINGTON COUNTY, ALA.

Trade group and kind of business	Number of establishments	1948 sales and receipts (Thousand dollars)	Active proprietors of unincorporated businesses Nov. 1948	Paid employees, workweek ended nearest Nov. 15, 1948	
				Total employees ¹	Full workweek employees
RETAIL TRADE, total.....	123	3,562	120	104	76
Food group.....	61	1,229	61	26	15
Gasoline service stations.....	17	298	18	11	6
All other retail stores.....	45	2,035	41	67	55
SELECTED SERVICE TRADES, ^{2/} total.....	14	34	15	4	3
Personal services.....	9	18	10	3	3
All other service trades.....	5	16	5	1	-

^{1/} Includes employees paid for less than the full workweek.

^{2/} See General Description on last page for changes from the 1939 Census of Business in the coverage of Service Trades.

GENERAL DESCRIPTION OF PRELIMINARY RELEASES FOR THE 1948 CENSUS OF BUSINESS

This series of releases, of which one is planned for each county in the United States, presents preliminary results of the 1948 Census of Business. The information is based on reports submitted by business establishments for that Census. The figures shown are preliminary, and are subject to revision in the final Census publications, but the changes are expected to be relatively minor with respect to coverage. The final Census figures will be issued in a series of Business Census bulletins which will show additional detailed kind-of-business information for all places where there are a sufficient number of establishments.

The 1948 Census of Business was taken under the provision of the Act of June 19, 1948, which provides that the Business Census be taken for 1948 and for each fifth year thereafter. Previous Business Censuses were taken for the years 1929, 1933, 1935, and 1939.

Scope of the Census.—The 1948 Census of Business covered all establishments in the following trades, as defined by the Standard Industrial Classification Manual, May 1949 issue, of the Executive Office of the President: all retail trades; all wholesale trades; all service trades in the following four groups—personal services, business services, automobile repairs and services, and miscellaneous repair services; hotels; tourist courts and camps; and amusements, including motion picture theaters. Some important services not covered are radio broadcasting and television, medical and health, legal, educational, nonprofit, accounting, and domestic services.

This coverage is similar to that of the 1939 Business Census. However, "custom trades" and "services incidental to transportation," which are no longer included in the standard classification of the service trades, are not covered by the 1948 Census. In a number of localities, these exclusions as well as other changes in the standard classification may have a considerable effect in comparing

1948 with 1939 data, particularly with respect to establishment count.

Establishment definition.—For Census purposes, a business establishment is defined to include only enterprises conducted from a recognizable place of business, provided that the annual sales were in excess of \$5,000 for a wholesale trade establishment and \$500 for establishments in other trades. A detailed analysis of coverage will be provided in future Census of Business publications.

"Number of establishments" is the number of separate business locations, rather than the number of business companies or organizations, since the Census figures represent information reported separately for each business location or establishment. The establishment count reflects the number of places in business at the end of 1948 excluding administrative and executive offices of multiunit organizations, and "chain store" warehouses.

Sales and receipts.—"1948 sales and receipts" represents sales of merchandise and receipts from repairs and other services to customers. The figures reflect deductions for returned goods and allowances, but not for trade-in allowances; they exclude sales and excise taxes collected from customers and paid directly to any taxing agency.

Proprietors.—"Active proprietors..." represents owners and partners of unincorporated businesses who devoted the major portion of their time to the business in November 1948.

Employment.—"Number of paid employees..." represents all employees on the pay roll for the pay period ending nearest November 15, 1948. "Full workweek" employees, whether regular or seasonal, are those who in the November 15 pay period were paid for working at least the number of hours typically worked in a week by employees of the reporting establishment.

1948 CENSUS OF BUSINESS

RETAIL, WHOLESALE, SERVICE TRADES

U. S. DEPARTMENT OF COMMERCE
BUREAU OF THE CENSUS

PRELIMINARY

For Release April 10, 1950

Release Series BC-1P-01-066

WILCOX COUNTY, ALA.

Retail, wholesale, and service establishments located in Wilcox County, Alabama, showed a substantial expansion in dollar volume of trade from 1939 to 1948 according to preliminary figures from the 1948 Census of Business released today by the Bureau of the Census, U. S. Department of Commerce.

Retail sales in the county during 1948 aggregated \$5.4 million, an increase of 200 percent over the \$1.8 million in 1939, when the preceding Census of Business was taken. Wholesale sales in the county reached a total of \$1.3 million in 1948 as compared with \$0.8 million in 1939. The service trades included in the Census of Business recorded receipts totaling \$113,000 in 1948 compared with \$24,000 in 1939.

Employment in the county also rose over the 9-year period between 1939 and 1948 for the above trades. Establishments in these trades reported a combined total of 291 paid employees for the workweek ended nearest November 15, 1948. This compared with a total of 177 employees reported for the week of November 15, 1939.

These preliminary figures have been derived from a Census report on Wilcox County, Alabama. Final figures, superseding the preliminary data for Wilcox County, will be included in a Bulletin for the State of Alabama to be issued in several months. Similar data will be made available this year in preliminary and final form for each of the counties and States. A single copy of the preliminary release for Wilcox County as well as an order blank for other area releases may be obtained by writing to the Bureau of the Census, Washington 25, D. C.

Table 1.—CENSUS OF BUSINESS PRELIMINARY RESULTS FOR 1948, BY TRADE GROUP
WILCOX COUNTY, ALA.

Trade group and kind of business	Number of establishments	1948 sales and receipts (Thousand dollars)	Active proprietors of unincorporated businesses Nov. 1948	Paid employees, workweek ended nearest Nov. 15, 1948	
				Total employees ¹	Full workweek employees
RETAIL TRADE, total.....	187	5,376	185	248	180
Food group.....	82	1,329	85	37	24
Eating and drinking places.....	8	110	5	17	9
General merchandise grp, general stores..	57	2,068	59	80	49
Automotive group.....	5	658	3	33	31
Gasoline service stations.....	16	330	16	20	14
All other retail stores.....	19	881	17	61	53
WHOLESALE TRADE.....	7	1,291	6	23	x
SELECTED SERVICE TRADES, ^{2/} total.....	16	113	16	20	20
Personal services.....	7	48	5	12	12
All other service trades.....	9	65	11	8	8

x Not available.

^{1/} Includes employees paid for less than the full workweek.

^{2/} See General Description on this page for changes from the 1939 Census of Business in the coverage of Service Trades.

GENERAL DESCRIPTION OF PRELIMINARY RELEASES FOR THE 1948 CENSUS OF BUSINESS

This series of releases, of which one is planned for each county in the United States, presents preliminary results of the 1948 Census of Business. The information is based on reports submitted by business establishments for that Census. The figures shown are preliminary, and are subject to revision in the final Census publications, but the changes are expected to be relatively minor with respect to coverage. The final Census figures will be issued in a series of Business Census bulletins which will show additional detailed kind-of-business information for all places where there are a sufficient number of establishments.

The 1948 Census of Business was taken under the provision of the Act of June 19, 1948, which provides that the Business Census be taken for 1948 and for each fifth year thereafter. Previous Business Censuses were taken for the years 1929, 1933, 1935, and 1939.

Scope of the Census.—The 1948 Census of Business covered all establishments in the following trades, as defined by the Standard Industrial Classification Manual, May 1949 issue, of the Executive Office of the President: all retail trades; all wholesale trades; all service trades in the following four groups—personal services, business services, automobile repair and services, and miscellaneous repair services; hotels; tourist courts and camps; and amusements, including motion picture theaters. Some important services not covered are radio broadcasting and television, medical and health, legal, educational, nonprofit, accounting, and domestic services.

This coverage is similar to that of the 1939 Business Census. However, "custom trades" and "services incidental to transportation," which are no longer included in the standard classification of the service trades, are not covered by the 1948 Census. In a number of localities, these exclusions as well as

other changes in the standard classification may have a considerable effect in comparing 1948 with 1939 data, particularly with respect to establishment count.

Establishment definition.—For Census purposes, a business establishment is defined to include only enterprises conducted from a recognizable place of business, provided that the annual sales were in excess of \$5,000 for a wholesale trade establishment and \$500 for establishments in other trades. A detailed analysis of coverage will be provided in future Census of Business publications.

"Number of establishments" is the number of separate business locations, rather than the number of business companies or organizations, since the Census figures represent information reported separately for each business location or establishment. The establishment count reflects the number of places in business at the end of 1948 excluding administrative and executive offices of multiunit organizations, and "chain store" warehouses.

Sales and receipts.—"1948 sales and receipts" represents sales of merchandise and receipts from repairs and other services to customers. The figures reflect deductions for returned goods and allowances, but not for trade-in allowances; they exclude sales and excise taxes collected from customers and paid directly to any taxing agency.

Proprietors.—"Active proprietors..." represents owners and partners of unincorporated businesses who devoted the major portion of their time to the business in November 1948.

Employment.—"Number of paid employees..." represents all employees on the pay roll for the pay period ending nearest November 15, 1948. "Full workweek" employees, whether regular or seasonal, are those who in the November 15 pay period were paid for working at least the number of hours typically worked in a week by employees of the reporting establishment.

1948 CENSUS OF BUSINESS

RETAIL, WHOLESALE, SERVICE TRADES

U. S. DEPARTMENT OF COMMERCE
BUREAU OF THE CENSUS

PRELIMINARY

For Release April 10, 1950

Release Series BC-1P- 01-067

WINSTON COUNTY, ALA.

Retail, wholesale, and service establishments located in Winston County, Alabama, showed a substantial expansion in dollar volume of trade from 1939 to 1948 according to preliminary figures from the 1948 Census of Business released today by the Bureau of the Census, U. S. Department of Commerce.

Retail sales in the county during 1948 aggregated \$6.1 million, an increase of 281 percent over the \$1.6 million in 1939, when the preceding Census of Business was taken. Wholesale sales in the county reached a total of \$4.5 million in 1948 as compared with \$0.7 million in 1939. The service trades included in the Census of Business recorded receipts totaling \$213,000 in 1948 compared with \$41,000 in 1939.

Employment in the county also rose over the 9-year period between 1939 and 1948 for the above trades. Establishments in these trades reported a combined total of 441 paid employees for the workweek ended nearest November 15, 1948. This compared with a total of 220 employees reported for the week of November 15, 1939.

These preliminary figures have been derived from a Census report on Winston County, Alabama. Final figures, superseding the preliminary data for Winston County, will be included in a Bulletin for the State of Alabama to be issued in several months. Similar data will be made available this year in preliminary and final form for each of the counties and States. A single copy of the preliminary release for Winston County as well as an order blank for other area releases may be obtained by writing to the Bureau of the Census, Washington 25, D. C.

Table 1.—CENSUS OF BUSINESS PRELIMINARY RESULTS FOR 1948, BY TRADE GROUP
WINSTON COUNTY, ALA.

Trade group and kind of business	Number of establishments	1948 sales and receipts (Thousand dollars)	Active proprietors of unincorporated businesses Nov. 1948	Paid employees, workweek ended nearest Nov. 15, 1948	
				Total employees ¹	Full workweek employees
RETAIL TRADE, total.....	164	6,125	176	305	222
Food group.....	67	1,466	70	34	28
Eating and drinking places.....	17	224	16	30	22
General merchandise grp, general stores	14	907	18	82	41
Apparel group.....	7	291	6	26	16
Furniture-home furnishings-appliance grp	10	1,028	11	42	33
Automotive group.....	10	1,418	10	38	36
Gasoline service stations.....	28	465	31	30	24
Lumber-building-hardware group.....	Included with "All other retail stores"				
Drug and proprietary stores.....	Included with "All other retail stores"				
All other retail stores.....	11	326	14	23	22
WHOLESALE TRADE.....	13	4,485	10	74	x
SELECTED SERVICE TRADES, ^{2/} total.....	39	213	44	62	49
Personal services.....	21	153	22	55	44
All other service trades.....	18	60	22	7	5
AMUSEMENTS.....	10	100	8	19	x

x Not available.

^{1/} Includes employees paid for less than the full workweek.

^{2/} See General Description on this page for changes from the 1939 Census of Business in the coverage of Service Trades.

GENERAL DESCRIPTION OF PRELIMINARY RELEASES FOR THE 1948 CENSUS OF BUSINESS

This series of releases, of which one is planned for each county in the United States, presents preliminary results of the 1948 Census of Business. The information is based on reports submitted by business establishments for that Census. The figures shown are preliminary, and are subject to revision in the final Census publications, but the changes are expected to be relatively minor with respect to coverage. The final Census figures will be issued in a series of Business Census bulletins which will show additional detailed kind-of-business information for all places where there are a sufficient number of establishments.

The 1948 Census of Business was taken under the provision of the Act of June 19, 1948, which provides that the Business Census be taken for 1948 and for each fifth year thereafter. Previous Business Censuses were taken for the years 1929, 1933, 1935, and 1939.

Scope of the Census.—The 1948 Census of Business covered all establishments in the following trades, as defined by the Standard Industrial Classification Manual, May 1949 issue, of the Executive Office of the President: all retail trades; all wholesale trades; all service trades in the following four groups—personal services, business services, automobile repairs and services, and miscellaneous repair services; hotels; tourist courts and camps; and amusements, including motion picture theaters. Some important services not covered are radio broadcasting and television, medical and health, legal, educational, nonprofit, accounting, and domestic services.

This coverage is similar to that of the 1939 Business Census. However, "custom trades" and "services incidental to transportation," which are no longer included in the standard classification of the service trades, are not covered by the 1948 Census. In a number of localities, these exclusions as well as

other changes in the standard classification may have a considerable effect in comparing 1948 with 1939 data, particularly with respect to establishment count.

Establishment definition.—For Census purposes, a business establishment is defined to include only enterprises conducted from a recognizable place of business, provided that the annual sales were in excess of \$5,000 for a wholesale trade establishment and \$500 for establishments in other trades. A detailed analysis of coverage will be provided in future Censuses of Business publications.

"Number of establishments" is the number of separate business locations, rather than the number of business companies or organizations, since the Census figures represent information reported separately for each business location or establishment. The establishment count reflects the number of places in business at the end of 1948 excluding administrative and executive offices of multiunit organizations, and "chain store" warehouses.

Sales and receipts.—"1948 sales and receipts" represents sales of merchandise and receipts from repairs and other services to customers. The figures reflect deductions for returned goods and allowances, but not for trade-in allowances; they exclude sales and excise taxes collected from customers and paid directly to any taxing agency.

Proprietors.—"Active proprietors..." represents owners and partners of unincorporated businesses who devoted the major portion of their time to the business in November 1948.

Employment.—"Number of paid employees..." represents all employees on the pay roll for the pay period ending nearest November 15, 1948. "Full workweek" employees, whether regular or seasonal, are those who in the November 15 pay period were paid for working at least the number of hours typically worked in a week by employees of the reporting establishment.



ALASKA



1948 CENSUS OF BUSINESS

RETAIL, WHOLESALE, SERVICE TRADES

U. S. DEPARTMENT OF COMMERCE
BUREAU OF THE CENSUS

PRELIMINARY

For Release June 19, 1950

Release Series BC-1P-50-000

ALASKA

Retail, wholesale, and service establishments located in Alaska showed a substantial expansion in dollar volume of trade from 1939 to 1948 according to preliminary figures from the 1948 Census of Business released today by the Bureau of the Census, U. S. Department of Commerce.

Retail sales in Alaska during 1948 aggregated \$93,700,000, an increase of 307 percent over the \$23,000,000 sales in 1939, when the preceding Census of Business was taken. Wholesale sales volume showed a 256 percent rise over the same period, reaching a total of \$32,000,000 in 1948 as compared with \$9,000,000 in 1939. The service trades included in the Census of Business reported receipts totaling \$4,500,000 in 1948 compared with \$2,100,000 in 1939. Hotel receipts moved from \$1,000,000 in 1939 to \$3,400,000 in 1948. Amusements businesses in Alaska recorded receipts of \$1,400,000 in 1948 compared with \$400,000 in 1939.

Employment in Alaska also rose over the 9-year period between 1939 and 1948 for the trades covered by the Census of Business. Retail trade establishments reported 3,387 paid employees for the workweek ended nearest November 15, 1948, compared with 1,499 for the same week in 1939. Wholesale trade establishments reported a total of 440 full- and part-week employees for the week of November 15, 1948, compared with 247 for the same week in 1939. For the selected service trades, November 15, 1948, paid employees numbered 453; the comparable figure for 1939, adjusted for change in scope between the two Censuses, was 315.

Final figures, superseding the preliminary data for Alaska, will be included in a Bulletin to be issued in several months. A single copy of the preliminary release for Alaska as well as an order blank for other area releases may be obtained by writing to the Bureau of the Census, Washington 25, D. C.

Table 1.—CENSUS OF BUSINESS PRELIMINARY RESULTS FOR 1948, BY TRADE GROUP

ALASKA

Trade group and kind of business	Number of establishments	1948 sales and receipts (Thousand dollars)	Active proprietors of unincorporated businesses Nov. 1948	Paid employees, workweek ended nearest Nov. 15, 1948	
				Total employees ¹	Full workweek employees
RETAIL TRADE, total.....	1,264	93,698	1,303	3,387	2,950
Food group.....	185	18,266	198	410	351
Eating and drinking places.....	319	14,850	375	1,122	995
General merchandise grp, general stores.....	206	20,447	150	734	621
Apparel group.....	101	6,040	111	167	140
Furniture-home furnishgs-appliance grp.....	26	2,780	23	81	77
Automotive group.....	37	6,945	42	200	190
Gasoline service stations.....	30	1,296	39	35	30
Lumber-building-hardware group.....	53	6,563	54	160	131
Drug and proprietary stores.....	35	3,816	34	147	135
All other retail stores.....	272	12,695	277	331	280
WHOLESALE TRADE, total.....	107	32,017	76	440	x
Merchant wholesalers, total.....	31	8,361	26	125	x
Groceries, confectionary, meat.....	6	3,152	3	29	x
Farm products, edible.....	6	827	7	36	x
Mach'y, equip ^t , industrial supplies..	9	676	9	21	x
All other merchant wholesalers.....	10	3,706	7	39	x
Petroleum bulk plants, terminals.....	61	18,849	40	255	x
Assemblers of farm products.....	7	1,722	3	34	x
Other types of wholesale.....	8	3,085	7	26	x
SELECTED SERVICE TRADES, total.....	235	4,538	259	453	419
Personal services.....	155	3,028	175	373	344
Business services.....	15	125	12	8	8
Automotive repairs and services.....	26	330	33	19	17
Other repair services.....	39	1,061	39	53	50
HOTELS.....	72	3,383	75	363	315
TOURIST COURTS AND CAMPS.....	12	93	20	6	5
AMUSEMENTS.....	41	1,432	28	142	115

x Not available.

¹/ Includes employees paid for less than the full workweek.

Table 2.—CENSUS OF BUSINESS PRELIMINARY RESULTS FOR 1948 FOR CITIES OF 2,500 INHABITANTS OR MORE

ALASKA

(Data omitted for trade groups where necessary to avoid disclosure)

City and trade group ¹	Number of establishments	1948 sales and receipts (Thousand dollars)	Active proprietors of unincorporated businesses Nov. 1948	Paid employees, workweek ended nearest Nov. 15, 1948	
				Total employees ²	Full workweek employees
First judicial division, total:					
Retail trade.....	441	24,961	467	937	820
Wholesale trade.....	56	13,509	41	281	x
Selected service trades	103	1,247	115	141	135
Hotels.....	19	1,254	17	169	135
Juneau:					
Retail trade.....	116	8,605	115	360	313
Wholesale trade.....	12	5,179	8	92	x
Selected service trades....	41	589	38	65	64
Ketchikan:					
Retail trade.....	127	8,152	134	260	244
Selected service trades....	37	501	44	56	53
Remainder of judicial division:					
Retail trade.....	198	8,204	218	317	263
Wholesale trade.....	44	8,330	33	189	x
Selected service trades....	25	157	33	20	18
Second judicial division, total:					
Retail trade.....	86	3,568	50	143	104
Wholesale trade.....	Included with the Fourth Judicial Division				
Selected service trades	7	68	10	5	2
Hotels.....	Included with the Fourth Judicial Division				
Third judicial division, total:					
Retail trade.....	468	42,491	524	1,531	1,342
Wholesale trade.....	31	14,122	18	118	x
Selected service trades	90	2,414	93	218	202
Hotels.....	36	1,217	41	128	120
Anchorage:					
Retail trade.....	201	28,647	234	1,009	922
Selected service trades....	54	2,132	56	188	179
Hotels.....	17	910	21	98	94
Remainder of judicial division:					
Retail trade.....	267	13,844	290	522	420
Selected service trades....	36	282	37	30	23
Hotels.....	19	307	20	30	26

Continued

Table 2.—CENSUS OF BUSINESS PRELIMINARY RESULTS FOR 1948 FOR CITIES OF 2,500 INHABITANTS OR MORE

ALASKA

(Data omitted for trade groups where necessary to avoid disclosure)

City and trade group ¹	Number of establishments	1948 sales and receipts (Thousand dollars)	Active proprietors of unincorporated businesses Nov. 1948	Paid employees, workweek ended nearest Nov. 15, 1948	
				Total employees ²	Full workweek employees
Fourth judicial division, total:					
Retail trade.....	269	22,678	262	776	684
Wholesale trade.....	20	4,386	17	41	x
Selected service trades	35	809	41	89	80
Hotels.....	17	912	17	66	60
Tourist courts and camps	7	34	11	2	2
Fairbanks:					
Retail trade.....	118	17,247	126	594	539
Hotels.....	9	640	9	45	45
Remainder of judicial division:					
Retail trade.....	151	5,431	136	182	145
Tourist courts and camps....	7	34	11	2	2

x Not available.

1/ Includes employees paid for less than the full workweek.

GENERAL DESCRIPTION OF PRELIMINARY RELEASES FOR THE 1948 CENSUS OF BUSINESS

This series of releases, of which one is planned for each county in the United States, presents preliminary results of the 1948 Census of Business. The information is based on reports submitted by business establishments for that Census. The figures shown are preliminary, and are subject to revision in the final Census publications, but the changes are expected to be relatively minor with respect to coverage. The final Census figures will be issued in a series of Business Census bulletins which will show additional detailed kind-of-business information for all places where there are a sufficient number of establishments.

The 1948 Census of Business was taken under the provision of the Act of June 19, 1948, which provides that the Business Census be taken for 1948 and for each fifth year thereafter. Previous Business Censuses were taken for the years 1929, 1933, 1935, and 1939.

Scope of the Census.—The 1948 Census of Business covered all establishments in the following trades, as defined by the Standard Industrial Classification Manual, May 1949 issue, of the Executive Office of the President: all retail trades; all wholesale trades; all service trades in the following four groups—personal services, business services, automobile repairs and services, and miscellaneous repair services; hotels; tourist courts and camps; and amusements, including motion picture theaters. Some important services not covered are radio broadcasting and television, medical and health, legal, educational, nonprofit, accounting, and domestic services.

This coverage is similar to that of the 1939 Business Census. However, "custom trades" and "services incidental to transportation," which are no longer included in the standard classification of the service trades, are not covered by the 1948 Census. In a number of localities, these exclusions as well as other changes in the standard classification may have

a considerable effect in comparing 1948 with 1939 data, particularly with respect to establishment count.


Establishment definition.—For Census purposes, a business establishment is defined to include only enterprises conducted from a recognizable place of business, provided that the annual sales were in excess of \$5,000 for a wholesale trade establishment and \$500 for establishments in other trades. A detailed analysis of coverage will be provided in future Census of Business publications.

"Number of establishments" is the number of separate business locations, rather than the number of business companies or organizations, since the Census figures represent information reported separately for each business location or establishment. The establishment count reflects the number of places in business at the end of 1948 excluding administrative and executive offices of multiunit organizations, and "chain store" warehouses.

Sales and receipts.—"1948 sales and receipts" represents sales of merchandise and receipts from repairs and other services to customers. The figures reflect deductions for returned goods and allowances, but not for trade-in allowances; they exclude sales and excise taxes collected from customers and paid directly to any taxing agency.

Proprietors.—"Active proprietors..." represents owners and partners of unincorporated businesses who devoted the major portion of their time to the business in November 1948.

Employment.—"Number of paid employees..." represents all employees on the pay roll for the pay period ending nearest November 15, 1948. "Full workweek" employees, whether regular or seasonal, are those who in the November 15 pay period were paid for working at least the number of hours typically worked in a week by employees of the reporting establishment.



11
12
13

14
15
16
17

18
19

20
21

22
23
24
25
26
27
28
29
30

31
32
33

34
35
36
37
38



ARIZONA

counties

ARIZONA

1. Apache
2. Cochise
3. Coconino
4. Gila
5. Graham
6. Greenlee
7. Maricopa
8. Mohave
9. Navajo
10. Pima (lacking)
11. Pinal
12. Santa Cruz
13. Yavapai
14. Yuma

1948 CENSUS OF BUSINESS

RETAIL, WHOLESALE, SERVICE TRADES

U. S. DEPARTMENT OF COMMERCE
BUREAU OF THE CENSUS

PRELIMINARY

For Release May 29, 1950

Release Series BC-1P-02-000

ARIZONA

Retail, wholesale, and service establishments located in Arizona showed a substantial expansion in dollar volume of trade from 1939 to 1948 according to preliminary figures from the 1948 Census of Business released today by the Bureau of the Census, U. S. Department of commerce.

Retail sales in the State during 1948 aggregated \$653.3 million, an increase of 303 percent over the \$162.0 million sales in 1939, when the preceding Census of Business was taken. Wholesale sales volume in the State showed a 329 percent rise over the same period, reaching a total of \$414.1 million in 1948 as compared with \$96.5 million in 1939. The service trades included in the Census of Business reported receipts totaling \$34.3 million in 1948 compared with \$9.5 million in 1939. Hotel receipts moved from \$6.3 million in 1939 to \$13.9 million in 1948. Amusement businesses in the State recorded receipts of \$9.3 million in 1948 compared with \$3.3 million in 1939.

Employment in the State also rose over the 9-year period between 1939 and 1948 for the trades covered by the Census of Business. Retail trade establishments reported 32,515 paid employees for the workweek ended nearest November 15, 1948. Of these, 27,623 worked the full week, and the remainder part of the week. The comparable total and full workweek figures for 1939 were 17,524 and 14,144. Wholesale trade establishments reported a total of 8,039 full- and part-week employees for the week of November 15, 1948, compared with 3,831 for the same week in 1939. For the selected service trades, November 15, 1948, paid employees numbered 5,393; the comparable figure for 1939, adjusted for change in scope between the two Censuses, was 3,360.

These preliminary figures have been compiled from similar releases being made available for each county in Arizona. Final figures, superseding the preliminary data for Arizona, will be included in a State Bulletin to be issued in several months. Similar data will be made available in preliminary and final form for each of the States.

A single copy of the preliminary release for the State of Arizona as well as an order blank for other area releases may be obtained by writing to the Bureau of the Census, Washington 25, D. C.

Table 1.—CENSUS OF BUSINESS PRELIMINARY RESULTS FOR 1948, BY TRADE GROUP
ARIZONA

Trade group and kind of business	Number of establishments	1948 sales and receipts (Thousand dollars)	Active proprietors of unincorporated businesses Nov. 1948	Paid employees, workweek ended nearest Nov. 15, 1948	
				Total employees ¹	Full workweek employees
RETAIL TRADE, total.....	8,023	653,321	7,966	32,515	27,623
Food group.....	1,839	144,515	1,894	3,959	3,108
Eating and drinking places.....	1,794	57,036	1,979	6,718	5,609
General merchandise grp, general stores.	432	92,559	347	5,805	4,457
Apparel group.....	393	35,575	316	1,933	1,665
Furniture-home furnishgs-appliance grp.	357	37,916	339	2,057	1,939
Automotive group.....	465	97,232	460	3,431	3,279
Casoline service stations.....	1,125	40,736	1,167	1,785	1,487
Lumber-building-hardware group.....	388	70,788	303	2,759	2,543
Drug and proprietary stores.....	251	25,959	208	1,846	1,523
All other retail stores.....	979	51,005	953	2,222	2,013
WHOLESALE TRADE, total.....	857	414,087	605	8,039	x
Merchant wholesalers.....	486	227,341	319	5,134	x
Groceries, confectionery, meat.....	59	44,923	37	666	x
Farm products, edible.....	38	16,199	46	381	x
Tobacco.....	10	7,486	7	85	x
Furniture, home furnishings.....	6	612	5	11	x
Automotive supplies.....	79	17,609	41	792	x
Electrical merchandise.....	31	17,102	24	320	x
Hardware, plumbing, heating.....	20	12,614	10	395	x
Lumber, construction materials.....	13	6,794	9	219	x
Mach'y, equip't, industrial supplies..	79	21,409	36	794	x
All other merchant wholesalers.....	151	82,593	104	1,471	x
Manufact'rs' sales branches, offices...	68	46,681	-	704	x
Petroleum bulk plants, terminals.....	208	62,826	202	619	x
Agents, brokers (merchandise).....	49	49,945	50	174	x
Assemblers of farm products.....	46	27,294	34	1,408	x
SELECTED SERVICE TRADES, total.....	2,288	34,288	2,390	5,393	4,844
Personal services.....	1,297	19,630	1,339	3,980	3,590
Business services.....	136	3,632	128	464	391
Automotive repairs and services.....	497	7,324	539	640	598
Other repairs and services.....	358	3,702	384	309	265
HOTELS.....	254	13,861	209	2,141	1,985
TOURIST COURTS AND CAMPS.....	704	7,033	754	599	501
AMUSEMENTS.....	222	9,263	180	1,400	x

x Not available.

¹/ Includes employees paid for less than the full workweek.

1948 CENSUS OF BUSINESS

RETAIL, WHOLESALE, SERVICE TRADES

U. S. DEPARTMENT OF COMMERCE
BUREAU OF THE CENSUS

PRELIMINARY

For Release March 27, 1950

Release Series BC-1P-02-001

APACHE COUNTY, ARIZ.

Retail establishments located in Apache County, Arizona, showed a substantial expansion in dollar volume of trade from 1939 to 1948 according to preliminary figures from the 1948 Census of Business released today by the Bureau of the Census, U. S. Department of Commerce.

Retail sales in the county during 1948 aggregated \$6.3 million, an increase of 163 percent over the \$2.4 million in 1939, when the preceding Census of Business was taken.

Employment in the county also rose over the 9-year period between 1939 and 1948 for the above trade. Retail establishments reported a total of 258 paid employees for the workweek ended nearest November 15, 1948. This compared with a total of 214 employees reported for the week of November 15, 1939.

These preliminary figures have been derived from a Census report on Apache County, Arizona. Final figures, superseding the preliminary data for Apache County, will be included in a Bulletin for the State of Arizona to be issued in several months. Similar data will be made available this year in preliminary and final form for each of the counties and States. A single copy of the preliminary release for Apache County as well as an order blank for other area releases may be obtained by writing to the Bureau of the Census, Washington 25, D. C.

Table 1.—CENSUS OF BUSINESS PRELIMINARY RESULTS FOR 1948, BY TRADE GROUP
APACHE COUNTY, ARIZ.

Trade group and kind of business	Number of establishments	1948 sales and receipts (Thousand dollars)	Active proprietors of unincorporated businesses Nov. 1948	Paid employees, workweek ended nearest Nov. 15, 1948	
				Total employees ¹	Full workweek employees
RETAIL TRADE, total.....	109	6,299	113	258	213
Food group.....	20	978	19	21	15
Eating and drinking places....	17	322	18	42	33
Gasoline service stations....	13	471	18	18	15
All other retail stores.....	59	4,528	58	177	150
SELECTED SERVICE TRADES ^{2/}	12	62	12	4	3
TOURIST COURTS AND CAMPS.....	5	41	7	6	6

^{1/} Includes employees paid for less than the full workweek.

^{2/} See General Description on last page for changes from the 1939 Census of Business in the coverage of Service Trades.

GENERAL DESCRIPTION OF PRELIMINARY RELEASES FOR THE 1948 CENSUS OF BUSINESS

This series of releases, of which one is planned for each county in the United States, presents preliminary results of the 1948 Census of Business. The information is based on reports submitted by business establishments for that Census. The figures shown are preliminary, and are subject to revision in the final Census publications, but the changes are expected to be relatively minor with respect to coverage. The final Census figures will be issued in a series of Business Census bulletins which will show additional detailed kind-of-business information for all places where there are a sufficient number of establishments.

The 1948 Census of Business was taken under the provision of the Act of June 19, 1948, which provides that the Business Census be taken for 1948 and for each fifth year thereafter. Previous Business Censuses were taken for the years 1929, 1933, 1935, and 1939.

Scope of the Census.—The 1948 Census of Business covered all establishments in the following trades, as defined by the Standard Industrial Classification Manual, May 1949 issue, of the Executive Office of the President: all retail trades; all wholesale trades; all service trades in the following four groups—personal services, business services, automobile repairs and services, and miscellaneous repair services; hotels; tourist courts and camps; and amusements, including motion picture theaters. Some important services not covered are radio broadcasting and television, medical and health, legal, educational, nonprofit, accounting, and domestic services.

This coverage is similar to that of the 1939 Business Census. However, "custom trades" and "services incidental to transportation," which are no longer included in the standard classification of the service trades, are not covered by the 1948 Census. In a number of localities, these exclusions as well as other changes in the standard classification may have a considerable effect in comparing

1948 with 1939 data, particularly with respect to establishment count.

Establishment definition.—For Census purposes, a business establishment is defined to include only enterprises conducted from a recognizable place of business, provided that the annual sales were in excess of \$5,000 for a wholesale trade establishment and \$500 for establishments in other trades. A detailed analysis of coverage will be provided in future Census of Business publications.

"Number of establishments" is the number of separate business locations, rather than the number of business companies or organizations, since the Census figures represent information reported separately for each business location or establishment. The establishment count reflects the number of places in business at the end of 1948 excluding administrative and executive offices of multiunit organizations, and "chain store" warehouses.

Sales and receipts.—"1948 sales and receipts" represents sales of merchandise and receipts from repairs and other services to customers. The figures reflect deductions for returned goods and allowances, but not for trade-in allowances; they exclude sales and excise taxes collected from customers and paid directly to any taxing agency.

Proprietors.—"Active proprietors..." represents owners and partners of unincorporated businesses who devoted the major portion of their time to the business in November 1948.

Employment.—"Number of paid employees..." represents all employees on the pay roll for the pay period ending nearest November 15, 1948. "Full workweek" employees, whether regular or seasonal, are those who in the November 15 pay period were paid for working at least the number of hours typically worked in a week by employees of the reporting establishment.

1948 CENSUS OF BUSINESS

RETAIL, WHOLESALE, SERVICE TRADES

U. S. DEPARTMENT OF COMMERCE
BUREAU OF THE CENSUS

PRELIMINARY

For Release April 10, 1950

Release Series BC-1P- 02-002

COCHISE COUNTY, ARIZ.

Retail, wholesale, and service establishments located in Cochise County, Arizona, showed a substantial expansion in dollar volume of trade from 1939 to 1948 according to preliminary figures from the 1948 Census of Business released today by the Bureau of the Census, U. S. Department of Commerce.

Retail sales in the county during 1948 aggregated \$27.8 million, an increase of 153 percent over the \$11.0 million in 1939, when the preceding Census of Business was taken. Wholesale sales in the county reached a total of \$6.9 million in 1948 as compared with \$4.1 million in 1939. The service trades included in the Census of Business recorded receipts totaling \$1.0 million in 1948 compared with \$0.4 million in 1939.

Employment in the county also rose over the 9-year period between 1939 and 1948 for the above trades. Establishments in these trades reported a combined total of 1,611 paid employees for the workweek ended nearest November 15, 1948. This compared with a total of 1,420 employees reported for the week of November 15, 1939.

These preliminary figures have been derived from a Census report on Cochise County, Arizona, which also includes data for the cities of Bisbee and Douglas. Final figures, superseding the preliminary data for Cochise County, will be included in a Bulletin for the State of Arizona to be issued in several months. Similar data will be made available this year in preliminary and final form for each of the counties and States. A single copy of the preliminary release for Cochise County as well as an order blank for other area releases may be obtained by writing to the Bureau of the Census, Washington 25, D. C.

Table 1.—CENSUS OF BUSINESS PRELIMINARY RESULTS FOR 1948, BY TRADE GROUP
COCHISE COUNTY, ARIZ.

Trade group and kind of business	Number of establishments	1948 sales and receipts (Thousand dollars)	Active proprietors of unincorporated businesses Nov. 1948	Paid employees, workweek ended nearest Nov. 15, 1948	
				Total employees ¹	Full workweek employees
RETAIL TRADE, total.....	488	27,788	488	1,380	1,198
Food group.....	121	7,190	131	165	139
Eating and drinking places.....	113	2,119	126	279	239
General merchandise group, general stores....	22	4,675	18	329	283
Apparel group.....	28	1,330	25	79	68
Furniture-home furnishings-appliance group..	19	846	17	47	47
Automotive group.....	25	4,092	25	125	117
Gasoline service stations.....	69	2,262	70	87	70
Lumber-building-hardware group.....	29	3,155	22	124	114
Drug and proprietary stores.....	9	705	8	62	54
All other retail stores.....	53	1,414	46	83	67
WHOLESALE TRADE, total.....	41	6,904	28	86	x
Merchant wholesalers.....	21	4,506	13	72	x
Other types of wholesalers.....	20	2,398	15	14	x
SELECTED SERVICE TRADES, ^{2/} total.....	127	1,040	130	145	133
Personal services.....	75	669	78	115	106
All other service trades.....	52	371	52	30	27
TOURIST COURTS AND CAMPS.....	36	226	36	19	13
AMUSEMENTS.....	11	247	12	74	x

x Not available.

^{1/} Includes employees paid for less than the full workweek.

^{2/} See General Description on last page for changes from the 1939 Census of Business in the coverage of Service Trades.

Table 2.—CENSUS OF BUSINESS PRELIMINARY RESULTS FOR 1948 FOR CITIES OF 2,500 INHABITANTS OR MORE

COCHISE COUNTY, ARIZ.

(Data omitted for trade groups where necessary to avoid disclosure)

City and trade group ¹	Number of establishments	1948 sales and receipts (Thousand dollars)	Active proprietors of unincorporated businesses Nov. 1948	Paid employees, workweek ended nearest Nov. 15, 1948	
				Total employees ²	Full workweek employees
Bisbee:					
Retail trade.....	68	4,731	70	265	235
Wholesale trade.....	6	1,289	3	19	x
Selected service trades.....	17	245	15	45	39
Douglas:					
Retail trade.....	151	10,698	145	589	509
Wholesale trade.....	13	3,107	12	36	x
Selected service trades.....	54	451	59	67	64
Remainder of county:^{3/}					
Retail trade.....	269	12,359	273	526	454
Wholesale trade.....	22	2,508	13	31	x
Selected service trades.....	56	344	56	33	30

x Not available.

1/ See General Description on this page for changes from the 1939 Census of Business in the coverage of Service Trades.

2/ Includes employees paid for less than the full workweek.

3/ Includes figures for establishments, other than wholesale, not located in cities of 2,500 inhabitants or more, and wholesale establishments not located in cities of 5,000 inhabitants or more.

GENERAL DESCRIPTION OF PRELIMINARY RELEASES FOR THE 1948 CENSUS OF BUSINESS

This series of releases, of which one is planned for each county in the United States, presents preliminary results of the 1948 Census of Business. The information is based on reports submitted by business establishments for that Census. The figures shown are preliminary, and are subject to revision in the final Census publications, but the changes are expected to be relatively minor with respect to coverage. The final Census figures will be issued in a series of Business Census bulletins which will show additional detailed kind-of-business information for all places where there are a sufficient number of establishments.

The 1948 Census of Business was taken under the provision of the Act of June 19, 1948, which provides that the Business Census be taken for 1948 and for each fifth year thereafter. Previous Business Censuses were taken for the years 1929, 1933, 1935, and 1939.

Scope of the Census.—The 1948 Census of Business covered all establishments in the following trades, as defined by the Standard Industrial Classification Manual, May 1949 issue, of the Executive Office of the President: all retail trades; all wholesale trades; all service trades in the following four groups—personal services, business services, automobile repairs and services, and miscellaneous repair services; hotels; tourist courts and camps; and amusements, including motion picture theaters. Some important services not covered are radio broadcasting and television, medical and health, legal, educational, nonprofit, accounting, and domestic services.

This coverage is similar to that of the 1939 Business Census. However, "custom trades" and "services incidental to transportation," which are no longer included in the standard classification of the service trades, are not covered by the 1948 Census. In a number of localities, these exclusions as well as other changes in the standard classification may have

a considerable effect in comparing 1948 with 1939 data, particularly with respect to establishment count.

Establishment definition.—For Census purposes, a business establishment is defined to include only enterprises conducted from a recognizable place of business, provided that the annual sales were in excess of \$5,000 for a wholesale trade establishment and \$500 for establishments in other trades. A detailed analysis of coverage will be provided in future Census of Business publications.

"Number of establishments" is the number of separate business locations, rather than the number of business companies or organizations, since the Census figures represent information reported separately for each business location or establishment. The establishment count reflects the number of places in business at the end of 1948 excluding administrative and executive offices of multiunit organizations, and "chain store" warehouses.

Sales and receipts.—"1948 sales and receipts" represents sales of merchandise and receipts from repairs and other services to customers. The figures reflect deductions for returned goods and allowances, but not for trade-in allowances; they exclude sales and excise taxes collected from customers and paid directly to any taxing agency.

Proprietors.—"Active proprietors..." represents owners and partners of unincorporated businesses who devoted the major portion of their time to the business in November 1948.

Employment.—"Number of paid employees..." represents all employees on the pay roll for the pay period ending nearest November 15, 1948. "Full workweek" employees, whether regular or seasonal, are those who in the November 15 pay period were paid for working at least the number of hours typically worked in a week by employees of the reporting establishment.

1948 CENSUS OF BUSINESS

RETAIL, WHOLESALE, SERVICE TRADES

U. S. DEPARTMENT OF COMMERCE
BUREAU OF THE CENSUS

PRELIMINARY

For Release April 5, 1950

Release Series BC-1P-02-003

COCONINO COUNTY, ARIZ.

Retail, wholesale, and service establishments located in Coconino County, Arizona, showed a substantial expansion in dollar volume of trade from 1939 to 1948 according to preliminary figures from the 1948 Census of Business released today by the Bureau of the Census, U. S. Department of Commerce.

Retail sales in the county during 1948 aggregated \$22.6 million, an increase of 232 percent over the \$6.8 million in 1939, when the preceding Census of Business was taken. Wholesale sales in the county reached a total of \$7.1 million in 1948 as compared with \$2.0 million in 1939. The service trades included in the Census of Business recorded receipts totaling \$681,000 in 1948 compared with \$255,000 in 1939.

Employment in the county also rose over the 9-year period between 1939 and 1948 for the above trades. Establishments in these trades reported a combined total of 1,524 paid employees for the workweek ended nearest November 15, 1948. This compared with a total of 751 employees reported for the week of November 15, 1939.

These preliminary figures have been derived from a Census report on Coconino County, Arizona, which also includes data for the cities of Flagstaff and Williams. Final figures, superseding the preliminary data for Coconino County, will be included in a Bulletin for the State of Arizona to be issued in several months. Similar data will be made available this year in preliminary and final form for each of the counties and States. A single copy of the preliminary release for Coconino County as well as an order blank for other area releases may be obtained by writing to the Bureau of the Census, Washington 25, D. C.

Table 1.—CENSUS OF BUSINESS PRELIMINARY RESULTS FOR 1948, BY TRADE GROUP
COCONINO COUNTY, ARIZ.

Trade group and kind of business	Number of establishments	1948 sales and receipts (Thousand dollars)	Active proprietors of unincorporated businesses Nov. 1948	Paid employees, workweek ended nearest Nov. 15, 1948	
				Total employees ¹	Full workweek employees
RETAIL TRADE, total.....	302	22,646	285	1,328	1,111
Food group.....	50	3,548	51	88	68
Eating and drinking places.....	75	3,684	75	489	416
General merchandise grp, general stores	16	3,777	11	184	147
Apparel group.....	9	585	9	21	18
Furniture-home furnishgs-appliance grp	12	923	13	40	36
Automotive group.....	20	3,570	15	157	147
Gasoline service stations.....	58	2,671	63	123	92
Lumber-building-hardware group.....	9	1,264	3	84	74
Drug and proprietary stores.....	7	528	4	32	28
All other retail stores.....	46	2,096	41	110	85
WHOLESALE TRADE, total.....	30	7,132	30	94	x
Merchant wholesalers.....	13	3,711	11	61	x
Other wholesale.....	17	3,421	19	33	x
SELECTED SERVICE TRADES, ² /total.....	48	681	54	102	96
Personal services.....	32	556	34	98	93
All other service trades.....	16	125	20	4	3
TOURIST COURTS AND CAMPS.....	46	1,066	56	56	44

x Not available.

1/ Includes employees paid for less than the full workweek.

2/ See General Description on last page for changes from the 1939 Census of Business in the coverage of Service Trades.

Table 2.—CENSUS OF BUSINESS PRELIMINARY RESULTS FOR 1948 FOR CITIES OF 2,500 INHABITANTS OR MORE

COCONINO COUNTY, ARIZ.

(Data omitted for trade groups where necessary to avoid disclosure)

City and trade group ¹	Number of establishments	1948 sales and receipts (Thousand dollars)	Active proprietors of unincorporated businesses Nov. 1948	Paid employees, workweek ended nearest Nov. 15, 1948	
				Total employees ²	Full workweek employees
Flagstaff:					
Retail trade.....	143	14,104	129	739	600
Wholesale trade.....	21	5,747	19	81	x
Selected service trades.....	31	524	35	83	80
Tourist courts and camps....	10	347	7	27	26
Williams:					
Retail trade.....	58	3,502	55	218	179
Wholesale trade.....	9	1,385	11	13	x
Selected service trades.....		Included with "Remainder of county"			
Tourist courts and camps....	13	222	17	17	9
Remainder of county:^{3/}					
Retail trade.....	101	5,040	101	371	332
Selected service trades.....	17	157	19	19	16
Tourist courts and camps....	23	497	32	12	9

x Not available.

1/ See General Description on this page for changes from the 1939 Census of Business in the coverage of Service Trades.

2/ Includes employees paid for less than the full workweek.

3/ Except as indicated above, includes figures for establishments, other than wholesale not located in cities of 2,500 inhabitants or more, and wholesale establishments not located in cities of 5,000 inhabitants or more.

GENERAL DESCRIPTION OF PRELIMINARY RELEASES FOR THE 1948 CENSUS OF BUSINESS

This series of releases, of which one is planned for each county in the United States, presents preliminary results of the 1948 Census of Business. The information is based on reports submitted by business establishments for that Census. The figures shown are preliminary, and are subject to revision in the final Census publications, but the changes are expected to be relatively minor with respect to coverage. The final Census figures will be issued in a series of Business Census bulletins which will show additional detailed kind-of-business information for all places where there are a sufficient number of establishments.

The 1948 Census of Business was taken under the provision of the Act of June 19, 1948, which provides that the Business Census be taken for 1948 and for each fifth year thereafter. Previous Business Censuses were taken for the years 1929, 1933, 1935, and 1939.

Scope of the Census.—The 1948 Census of Business covered all establishments in the following trades, as defined by the Standard Industrial Classification Manual, May 1949 issue, of the Executive Office of the President: all retail trades; all wholesale trades; all service trades in the following four groups—personal services, business services, automobile repairs and services, and miscellaneous repair services; hotels; tourist courts and camps; and amusements, including motion picture theaters. Some important services not covered are radio broadcasting and television, medical and health, legal, educational, nonprofit, accounting, and domestic services.

This coverage is similar to that of the 1939 Business Census. However, "custom trades" and "services incidental to transportation," which are no longer included in the standard classification of the service trades, are not covered by the 1948 Census. In a number of localities, these exclusions as well as other changes in the standard classification may have

a considerable effect in comparing 1948 with 1939 data, particularly with respect to establishment count.

Establishment definition.—For Census purposes, a business establishment is defined to include only enterprises conducted from a recognizable place of business, provided that the annual sales were in excess of \$5,000 for a wholesale trade establishment and \$500 for establishments in other trades. A detailed analysis of coverage will be provided in future Census of Business publications.

"Number of establishments" is the number of separate business locations, rather than the number of business companies or organizations, since the Census figures represent information reported separately for each business location or establishment. The establishment count reflects the number of places in business at the end of 1948 excluding administrative and executive offices of multiunit organizations, and "chain store" warehouses.

Sales and receipts.—"1948 sales and receipts" represents sales of merchandise and receipts from repairs and other services to customers. The figures reflect deductions for returned goods and allowances, but not for trade-in allowances; they exclude sales and excise taxes collected from customers and paid directly to any taxing agency.

Proprietors.—"Active proprietors..." represents owners and partners of unincorporated businesses who devoted the major portion of their time to the business in November 1948.

Employment.—"Number of paid employees..." represents all employees on the pay roll for the pay period ending nearest November 15, 1948. "Full workweek" employees, whether regular or seasonal, are those who in the November 15 pay period were paid for working at least the number of hours typically worked in a week by employees of the reporting establishment.

1948 CENSUS OF BUSINESS

RETAIL, WHOLESALE, SERVICE TRADES

U. S. DEPARTMENT OF COMMERCE
BUREAU OF THE CENSUS

PRELIMINARY

For Release May 15, 1950

Release Series BC-1P-02-004

GILA COUNTY, ARIZ.

Retail, wholesale, and service establishments located in Gila County, Arizona, showed a substantial expansion in dollar volume of trade from 1939 to 1948 according to preliminary figures from the 1948 Census of Business released today by the Bureau of the Census, U. S. Department of Commerce.

Retail sales in the county during 1948 aggregated \$18.6 million, an increase of 186 percent over the \$6.5 million in 1939, when the preceding Census of Business was taken. Wholesale sales in the county reached a total of \$4.4 million in 1948 as compared with \$2.1 million in 1939. The service trades included in the Census of Business recorded receipts totaling \$656,000 in 1948 compared with \$244,000 in 1939.

Employment in the county also rose over the 9-year period between 1939 and 1948 for the above trades. Establishments in these trades reported a combined total of 1,024 paid employees for the workweek ended nearest November 15, 1948. This compared with a total of 781 employees reported for the week of November 15, 1939.

These preliminary figures have been derived from a Census report on Gila County, Arizona, which also includes data for the cities of Globe and Miami. Final figures, superseding the preliminary data for Gila County, will be included in a Bulletin for the State of Arizona to be issued in several months. Similar data will be made available this year in preliminary and final form for each of the counties and States. A single copy of the preliminary release for Gila County as well as an order blank for other area releases may be obtained by writing to the Bureau of the Census, Washington 25, D. C.

Table 1.—CENSUS OF BUSINESS PRELIMINARY RESULTS FOR 1948, BY TRADE GROUP

GILA COUNTY, ARIZ.

Trade group and kind of business	Number of establishments	1948 sales and receipts (Thousand dollars)	Active proprietors of unincorporated businesses Nov. 1948	Paid employees, workweek ended nearest Nov. 15, 1948	
				Total employees ¹	Full workweek employees
RETAIL TRADE, total.....	287	18,587	303	839	687
Food group.....	56	4,693	58	120	85
Eating and drinking places.....	71	1,673	91	158	128
General merchandise grp, general stores.	18	4,597	10	232	179
Apparel group.....	18	760	16	31	27
Furniture-home furnishgs-appliance grp.	12	526	13	21	15
Automotive group.....	16	2,469	16	82	80
Gasoline service stations.....	40	1,280	45	57	50
Lumber-building-hardware group.....	16	1,158	17	68	55
Drug and proprietary stores.....	10	751	6	46	45
All other retail stores.....	30	680	31	24	23
WHOLESALE TRADE, total.....	22	4,391	22	73	x
Merchant wholesalers.....	9	2,351	9	49	x
Other types of wholesale.....	13	2,040	13	24	x
SELECTED SERVICE TRADES, ² /total.....	72	656	79	112	99
Personal services.....	50	474	57	98	86
All other service trades.....	22	182	22	14	13
TOURIST COURTS AND CAMPS.....	15	122	15	8	8

x Not available.

¹/ Includes employees paid for less than the full workweek.

²/ See General Description on last page for changes from the 1939 Census of Business in the coverage of Service Trades.

Table 2.—CENSUS OF BUSINESS PRELIMINARY RESULTS FOR 1948 FOR CITIES OF 2,500 INHABITANTS OR MORE

GILA COUNTY, ARIZ.

(Data omitted for trade groups where necessary to avoid disclosure)

City and trade group ¹	Number of establishments	1948 sales and receipts (Thousand dollars)	Active proprietors of unincorporated businesses Nov. 1948	Paid employees, workweek ended nearest Nov. 15, 1948	
				Total employees ²	Full workweek employees
Globe:					
Retail trade.....	120	8,168	127	348	291
Wholesale trade.....	11	2,810	11	55	x
Selected service trades....	39	453	43	101	89
Miami:					
Retail trade.....	78	6,039	82	284	228
Selected service trades....	23	171	26	10	9
Remainder of county: ^{3/}					
Retail trade.....	89	4,380	94	207	168
Wholesale trade.....	11	1,581	11	18	x
Selected service trades....	10	32	10	1	1

x Not available.

^{1/} See General Description on this page for changes from the 1939 Census of Business in the coverage of Service Trades.^{2/} Includes employees paid for less than the full workweek.^{3/} Includes figures for establishments, other than wholesale, not located in cities of 2,500 inhabitants or more, and wholesale establishments not located in cities of 5,000 inhabitants or more.

GENERAL DESCRIPTION OF PRELIMINARY RELEASES FOR THE 1948 CENSUS OF BUSINESS

This series of releases, of which one is planned for each county in the United States, presents preliminary results of the 1948 Census of Business. The information is based on reports submitted by business establishments for that Census. The figures shown are preliminary, and are subject to revision in the final Census publications, but the changes are expected to be relatively minor with respect to coverage. The final Census figures will be issued in a series of Business Census bulletins which will show additional detailed kind-of-business information for all places where there are a sufficient number of establishments.

The 1948 Census of Business was taken under the provision of the Act of June 19, 1948, which provides that the Business Census be taken for 1948 and for each fifth year thereafter. Previous Business Censuses were taken for the years 1929, 1933, 1935, and 1939.

Scope of the Census.—The 1948 Census of Business covered all establishments in the following trades, as defined by the Standard Industrial Classification Manual, May 1949 issue, of the Executive Office of the President: all retail trades; all wholesale trades; all service trades in the following four groups—personal services, business services, automobile repairs and services, and miscellaneous repair services; hotels; tourist courts and camps; and amusements, including motion picture theaters. Some important services not covered are radio broadcasting and television, medical and health, legal, educational, nonprofit, accounting, and domestic services.

This coverage is similar to that of the 1939 Business Census. However, "custom trades" and "services incidental to transportation," which are no longer included in the standard classification of the service trades, are not covered by the 1948 Census. In a number of localities, these exclusions as well as other changes in the standard classification may have

a considerable effect in comparing 1948 with 1939 data, particularly with respect to establishment count.

Establishment definition.—For Census purposes, a business establishment is defined to include only enterprises conducted from a recognizable place of business, provided that the annual sales were in excess of \$5,000 for a wholesale trade establishment and \$500 for establishments in other trades. A detailed analysis of coverage will be provided in future Census of Business publications.

"Number of establishments" is the number of separate business locations, rather than the number of business companies or organizations, since the Census figures represent information reported separately for each business location or establishment. The establishment count reflects the number of places in business at the end of 1948 excluding administrative and executive offices of multiunit organizations, and "chain store" warehouses.

Sales and receipts.—"1948 sales and receipts" represents sales of merchandise and receipts from repairs and other services to customers. The figures reflect deductions for returned goods and allowances, but not for trade-in allowances; they exclude sales and excise taxes collected from customers and paid directly to any taxing agency.

Proprietors.—"Active proprietors..." represents owners and partners of unincorporated businesses who devoted the major portion of their time to the business in November 1948.

Employment.—"Number of paid employees..." represents all employees on the pay roll for the pay period ending nearest November 15, 1948. "Full workweek" employees, whether regular or seasonal, are those who in the November 15 pay period were paid for working at least the number of hours typically worked in a week by employees of the reporting establishment.

1948 CENSUS OF BUSINESS

RETAIL, WHOLESALE, SERVICE TRADES

U. S. DEPARTMENT OF COMMERCE
BUREAU OF THE CENSUS

PRELIMINARY

For Release April 5, 1950

Release Series BC-1P- 02-005

GRAHAM COUNTY, ARIZ.

Retail, wholesale, and service establishments located in Graham County, Arizona, showed a substantial expansion in dollar volume of trade from 1939 to 1948 according to preliminary figures from the 1948 Census of Business released today by the Bureau of the Census, U. S. Department of Commerce.

Retail sales in the county during 1948 aggregated \$11.3 million, an increase of 265 percent over the \$3.1 million in 1939, when the preceding Census of Business was taken. Wholesale sales in the county reached a total of \$4.0 million in 1948 as compared with \$1.4 million in 1939. The service trades included in the Census of Business recorded receipts totaling \$725,000 in 1948 compared with \$211,000 in 1939.

Employment in the county also rose over the 9-year period between 1939 and 1948 for the above trades. Establishments in these trades reported a combined total of 661 paid employees for the workweek ended nearest November 15, 1948. This compared with a total of 401 employees reported for the week of November 15, 1939.

These preliminary figures have been derived from a Census report on Graham County, Arizona. Final figures, superseding the preliminary data for Graham County, will be included in a Bulletin for the State of Arizona to be issued in several months. Similar data will be made available this year in preliminary and final form for each of the counties and States. A single copy of the preliminary release for Graham County as well as an order blank for other area releases may be obtained by writing to the Bureau of the Census, Washington 25, D. C.

Table 1.—CENSUS OF BUSINESS PRELIMINARY RESULTS FOR 1948, BY TRADE GROUP
GRAHAM COUNTY, ARIZ.

Trade group and kind of business	Number of establishments	1948 sales and receipts (Thousand dollars)	Active proprietors of unincorporated businesses Nov. 1948	Paid employees, workweek ended nearest Nov. 15, 1948	
				Total employees ¹	Full workweek employees
RETAIL TRADE, total.....	163	11,348	184	492	410
Food group.....	29	1,946	39	47	35
Eating and drinking places.....	31	762	42	56	47
General merchandise grp, general stores.....	11	1,062	8	83	55
Apparel group.....	12	943	12	46	37
Automotive group.....	18	2,330	20	83	81
Gasoline service stations.....	22	507	20	27	17
Lumber-building-hardware group.....	15	2,214	14	84	77
Drug and proprietary stores.....	5	292	6	19	19
All other retail stores.....	20	1,292	23	47	42
WHOLESALE TRADE.....	12	3,957	8	61	x
SELECTED SERVICE TRADES ²	42	725	49	108	89

x Not available.

¹/ Includes employees paid for less than the full workweek.

²/ See General Description on last page for changes from the 1939 Census of Business in the coverage of Service Trades.

GENERAL DESCRIPTION OF PRELIMINARY RELEASES FOR THE 1948 CENSUS OF BUSINESS

This series of releases, of which one is planned for each county in the United States, presents preliminary results of the 1948 Census of Business. The information is based on reports submitted by business establishments for that Census. The figures shown are preliminary, and are subject to revision in the final Census publications, but the changes are expected to be relatively minor with respect to coverage. The final Census figures will be issued in a series of Business Census bulletins which will show additional detailed kind-of-business information for all places where there are a sufficient number of establishments.

The 1948 Census of Business was taken under the provision of the Act of June 19, 1948, which provides that the Business Census be taken for 1948 and for each fifth year thereafter. Previous Business Censuses were taken for the years 1929, 1933, 1935, and 1939.

Scope of the Census.—The 1948 Census of Business covered all establishments in the following trades, as defined by the Standard Industrial Classification Manual, May 1949 issue, of the Executive Office of the President: all retail trades; all wholesale trades; all service trades in the following four groups—personal services, business services, automobile repairs and services, and miscellaneous repair services; hotels; tourist courts and camps; and amusements, including motion picture theaters. Some important services not covered are radio broadcasting and television, medical and health, legal, educational, nonprofit, accounting, and domestic services.

This coverage is similar to that of the 1939 Business Census. However, "custom trades" and "services incidental to transportation," which are no longer included in the standard classification of the service trades, are not covered by the 1948 Census. In a number of localities, these exclusions as well as other changes in the standard classification may have a considerable effect in comparing

1948 with 1939 data, particularly with respect to establishment count.

Establishment definition.—For Census purposes, a business establishment is defined to include only enterprises conducted from a recognizable place of business, provided that the annual sales were in excess of \$5,000 for a wholesale trade establishment and \$500 for establishments in other trades. A detailed analysis of coverage will be provided in future Census of Business publications.

"Number of establishments" is the number of separate business locations, rather than the number of business companies or organizations, since the Census figures represent information reported separately for each business location or establishment. The establishment count reflects the number of places in business at the end of 1948 excluding administrative and executive offices of multiunit organizations, and "chain store" warehouses.

Sales and receipts.—"1948 sales and receipts" represents sales of merchandise and receipts from repairs and other services to customers. The figures reflect deductions for returned goods and allowances, but not for trade-in allowances; they exclude sales and excise taxes collected from customers and paid directly to any taxing agency.

Proprietors.—"Active proprietors..." represents owners and partners of unincorporated businesses who devoted the major portion of their time to the business in November 1948.

Employment.—"Number of paid employees..." represents all employees on the pay roll for the pay period ending nearest November 15, 1948. "Full workweek" employees, whether regular or seasonal, are those who in the November 15 pay period were paid for working at least the number of hours typically worked in a week by employees of the reporting establishment.

1948 CENSUS OF BUSINESS

RETAIL, WHOLESALE, SERVICE TRADES

U. S. DEPARTMENT OF COMMERCE
BUREAU OF THE CENSUS

PRELIMINARY

For Release May 15, 1950

Release Series BC-1P-02-006

GREENLEE COUNTY, ARIZ.

Retail, wholesale, and service establishments located in Greenlee County, Arizona, showed a substantial expansion in dollar volume of trade from 1939 to 1948 according to preliminary figures from the 1948 Census of Business released today by the Bureau of the Census, U. S. Department of Commerce.

Retail sales in the county during 1948 aggregated \$8.1 million, an increase of 268 percent over the \$2.2 million in 1939, when the preceding Census of Business was taken. Wholesale sales in the county reached a total of \$1.2 million in 1948 as compared with \$0.5 million in 1939. The service trades included in the Census of Business recorded receipts totaling \$183,000 in 1948 compared with \$66,000 in 1939.

Employment in the county also rose over the 9-year period between 1939 and 1948 for the above trades. Establishments in these trades reported a combined total of 409 paid employees for the workweek ended nearest November 15, 1948. This compared with a total of 243 employees reported for the week of November 15, 1939.

These preliminary figures have been derived from a Census report on Greenlee County, Arizona, which also includes data for the city of Clifton. Final figures, superseding the preliminary data for Greenlee County, will be included in a Bulletin for the State of Arizona to be issued in several months. Similar data will be made available this year in preliminary and final form for each of the counties and States. A single copy of the preliminary release for Greenlee County as well as an order blank for other area releases may be obtained by writing to the Bureau of the Census, Washington 25, D. C.

Table 1.—CENSUS OF BUSINESS PRELIMINARY RESULTS FOR 1948, BY TRADE GROUP

GREENLEE COUNTY, ARIZ.

Trade group and kind of business	Number of establishments	1948 sales and receipts (Thousand dollars)	Active proprietors of unincorporated businesses Nov. 1948	Paid employees, workweek ended nearest Nov. 15, 1948	
				Total employees ¹	Full workweek employees
RETAIL TRADE, total.....	115	8,071	114	374	309
Food group.....	35	2,598	35	91	73
Eating and drinking places....	19	526	21	61	50
Gasoline service stations.....	15	630	15	21	16
All other retail stores.....	46	4,317	43	201	170
WHOLESALE TRADE.....	7	1,168	8	16	x
SELECTED SERVICE TRADES, ² /total.	31	183	29	19	18
Personal services.....	25	155	23	18	17
All other service trades.....	6	28	6	1	1
HOTELS.....	6	27	7	3	3

x Not available.

¹/ Includes employees paid for less than the full workweek.

²/ See General Description on last page for changes from the 1939 Census of Business in the coverage of Service Trades.

Table 2.—CENSUS OF BUSINESS PRELIMINARY RESULTS FOR 1948 FOR CITIES OF 2,500 INHABITANTS OR MORE

GREENLEE COUNTY, ARIZ.

(Data omitted for trade groups where necessary to avoid disclosure)

City and trade group ¹	Number of establishments	1948 sales and receipts (Thousand dollars)	Active proprietors of unincorporated businesses Nov. 1948	Paid employees, workweek ended nearest Nov. 15, 1948	
				Total employees ²	Full workweek employees
Clifton:					
Retail trade.....	55	3,922	54	164	138
Selected service trades..	16	122	16	11	10
Remainder of county:					
Retail trade.....	60	4,149	60	210	171
Selected service trades..	15	61	13	8	8

^{1/} See General Description on this page for changes from the 1939 Census of Business in the coverage of Service Trades.

^{2/} Includes employees paid for less than the full workweek.

GENERAL DESCRIPTION OF PRELIMINARY RELEASES FOR THE 1948 CENSUS OF BUSINESS

This series of releases, of which one is planned for each county in the United States, presents preliminary results of the 1948 Census of Business. The information is based on reports submitted by business establishments for that Census. The figures shown are preliminary, and are subject to revision in the final Census publications, but the changes are expected to be relatively minor with respect to coverage. The final Census figures will be issued in a series of Business Census bulletins which will show additional detailed kind-of-business information for all places where there are a sufficient number of establishments.

The 1948 Census of Business was taken under the provision of the Act of June 19, 1948, which provides that the Business Census be taken for 1948 and for each fifth year thereafter. Previous Business Censuses were taken for the years 1929, 1933, 1935, and 1939.

Scope of the Census.—The 1948 Census of Business covered all establishments in the following trades, as defined by the Standard Industrial Classification Manual, May 1949 issue, of the Executive Office of the President: all retail trades; all wholesale trades; all service trades in the following four groups—personal services, business services, automobile repairs and services, and miscellaneous repair services; hotels; tourist courts and camps; and amusements, including motion picture theaters. Some important services not covered are radio broadcasting and television, medical and health, legal, educational, nonprofit, accounting, and domestic services.

This coverage is similar to that of the 1939 Business Census. However, "custom trades" and "services incidental to transportation," which are no longer included in the standard classification of the service trades, are not covered by the 1948 Census. In a number of localities, these exclusions as well as

other changes in the standard classification may have a considerable effect in comparing 1948 with 1939 data, particularly with respect to establishment count.

Establishment definition.—For Census purposes, a business establishment is defined to include only enterprises conducted from a recognizable place of business, provided that the annual sales were in excess of \$5,000 for a wholesale trade establishment and \$500 for establishments in other trades. A detailed analysis of coverage will be provided in future Census of Business publications.

"Number of establishments" is the number of separate business locations, rather than the number of business companies or organizations, since the Census figures represent information reported separately for each business location or establishment. The establishment count reflects the number of places in business at the end of 1948 excluding administrative and executive offices of multiunit organizations, and "chain store" warehouses.

Sales and receipts.—"1948 sales and receipts" represents sales of merchandise and receipts from repairs and other services to customers. The figures reflect deductions for returned goods and allowances, but not for trade-in allowances; they exclude sales and excise taxes collected from customers and paid directly to any taxing agency.

Proprietors.—"Active proprietors..." represents owners and partners of unincorporated businesses who devoted the major portion of their time to the business in November 1948.

Employment.—"Number of paid employees..." represents all employees on the pay roll for the pay period ending nearest November 15, 1948. "Full workweek" employees, whether regular or seasonal, are those who in the November 15 pay period were paid for working at least the number of hours typically worked in a week by employees of the reporting establishment.

1948 CENSUS OF BUSINESS

RETAIL, WHOLESALE, SERVICE TRADES

U. S. DEPARTMENT OF COMMERCE
BUREAU OF THE CENSUS

PRELIMINARY

For Release May 22, 1950

Release Series BC-1P-02-007

MARICOPA COUNTY, ARIZ.

Retail, wholesale, and service establishments located in Maricopa County, Arizona, showed a substantial expansion in dollar volume of trade from 1939 to 1948 according to preliminary figures from the 1948 Census of Business released today by the Bureau of the Census, U. S. Department of Commerce.

Retail sales in the county during 1948 aggregated \$307.2 million, an increase of 361 percent over the \$66.7 million sales in 1939, when the preceding Census of Business was taken. Wholesale sales volume in the county showed a 385 percent rise over the same period, reaching a total of \$297.0 million in 1948 as compared with \$61.2 million in 1939. The service trades included in the Census of Business reported receipts totaling \$19.1 million in 1948 compared with \$5.0 million in 1939. Hotel receipts moved from \$2.1 million in 1939 to \$7.6 million in 1948. Amusement businesses in the county recorded receipts of \$5.6 million in 1948. No comparable figure for 1939 is available.

Employment in the county also rose over the 9-year period between 1939 and 1948 for the trades covered by the Census of Business. Retail trade establishments reported 14,999 paid employees for the workweek ended nearest November 15, 1948. Of these, 12,718 worked the full week, and the remainder part of the week. The comparable total and full workweek figures for 1939 were 7,514 and 6,155. Wholesale trade establishments reported a total of 5,681 full- and part-week employees for the week of November 15, 1948, compared with 2,539 for the same week in 1939. For the selected service trades, November 15, 1948, paid employees numbered 2,870; the comparable figure for 1939, adjusted for change in scope between the two Censuses, was 1,564.

These preliminary figures have been derived from a Census report on Maricopa County, Arizona. The report also contains data for the cities of Glendale, Mesa, Phoenix, and Tempe.

Final figures, superseding the preliminary data for Maricopa County, will be included in a Bulletin for the State of Arizona to be issued in several months. Similar data will be made available this year in preliminary and final form for each of the counties and States. A single copy of the preliminary release for Maricopa County as well as an order blank for other area releases may be obtained by writing to the Bureau of the Census, Washington 25, D. C.

91697

Table 1.—CENSUS OF BUSINESS PRELIMINARY RESULTS FOR 1948, BY TRADE GROUP

MARICOPA COUNTY, ARIZ.

Trade group and kind of business	Number of establishments	1948 sales and receipts (Thousand dollars)	Active proprietors of unincorporated businesses Nov. 1948	Paid employees, workweek ended nearest Nov. 15, 1948	
				Total employees ¹	Full workweek employees
RETAIL TRADE, total.....	3,464	307,244	3,425	14,999	12,718
Food group.....	846	64,982	849	1,754	1,343
Eating and drinking places.....	806	26,318	873	3,002	2,460
General merchandise grp, general stores	143	36,504	127	2,350	1,747
Apparel group.....	163	17,916	125	954	813
Furniture-home furnishgs=appliance grp	174	20,780	160	1,222	1,164
Automotive group.....	188	48,238	192	1,579	1,517
Gasoline service stations.....	457	17,475	461	768	649
Lumber=building=hardware group.....	150	34,008	124	1,327	1,233
Drug and proprietary stores.....	111	12,266	103	838	665
All other retail stores.....	426	28,757	411	1,205	1,127
WHOLESALE TRADE, total.....	457	296,967	302	5,861	x
Merchant wholesalers, total.....	276	163,237	180	3,470	x
Groceries, foods.....	51	41,234	47	671	x
Dry goods, apparel.....	12	1,363	14	30	x
Hardware, elec'l, plum'g and heat'g.	38	24,754	23	492	x
Mach'y, equip't, industrial supplies	48	15,443	24	567	x
Automotive parts, accessories.....	36	10,917	23	502	x
All other merchant wholesalers.....	91	69,526	49	1,208	x
Manufact'rs sales branches, offices...	48	40,032	-	576	x
Petroleum bulk plants, terminals.....	53	28,309	48	314	x
Agents, brokers (merchandise).....	39	39,518	43	124	x
Assemblers of farm products.....	41	25,871	31	1,377	x
SELECTED SERVICE TRADES, ^{2/} total.....	1,177	19,094	1,206	2,870	2,624
Personal services.....	641	9,796	648	1,955	1,816
Business services.....	73	2,673	67	321	263
Automotive repairs and services.....	267	4,403	279	410	380
Other repair services.....	196	2,222	212	184	165
HOTELS.....	94	7,620	74	929	877
TOURIST COURTS AND CAMPS.....	335	2,487	376	201	163
AMUSEMENTS.....	101	5,568	79	808	x

x Not available.

^{1/} Includes employees paid for less than the full workweek.^{2/} See General Description on last page for changes from the 1939 Census of Business in the coverage of Service Trades.

91697

Table 2.—CENSUS OF BUSINESS PRELIMINARY RESULTS FOR 1948 FOR CITIES OF 2,500 INHABITANTS OR MORE

MARICOPA COUNTY, ARIZ.

(Data omitted for trade groups where necessary to avoid disclosure)

City and trade group ¹	Number of establishments	1948 sales and receipts (Thousand dollars)	Active proprietors of unincorporated businesses Nov. 1948	Paid employees, workweek ended nearest Nov. 15, 1948	
				Total employees ²	Full workweek employees
Glendale:					
Retail trade.....	98	9,524	88	419	355
Selected service trades...	29	371	34	49	43
Hotels.....	Included with "Remainder of county"				
Mesa:					
Retail trade.....	214	18,594	199	905	763
Wholesale trade.....	17	5,004	13	276	x
Selected service trades...	56	867	61	142	132
Hotels.....	Included with "Remainder of county"				
Tourist courts and camps..	33	197	40	14	11
Phoenix:					
Retail trade.....	1,589	206,385	1,522	10,600	9,129
Wholesale trade.....	341	224,586	207	4,263	x
Selected service trades...	676	14,122	665	2,302	2,124
Hotels.....	60	4,149	54	564	536
Tourist courts and camps..	117	1,244	126	112	99
Tempe:					
Retail trade.....	83	4,679	91	204	175
Selected service trades...	31	345	34	48	40
Hotels.....	Included with "Remainder of county"				
Remainder of county: ^{3/}					
Retail trade.....	1,480	68,062	1,525	2,871	2,296
Wholesale trade.....	99	67,377	82	1,322	x
Selected service trades...	385	3,389	412	329	285
Hotels.....	34	3,471	20	365	341
Tourist courts and camps..	177	1,000	201	66	50

x Not available.

^{1/} See General Description on last page for changes from the 1939 Census of Business in the coverage of Service Trades.^{2/} Includes employees paid for less than the full workweek.^{3/} Except as indicated above, includes figures for establishments, other than wholesale, not located in cities of 2,500 inhabitants or more, and wholesale establishments not located in cities of 5,000 inhabitants or more.

GENERAL DESCRIPTION OF PRELIMINARY RELEASES FOR THE 1948 CENSUS OF BUSINESS

This series of releases, of which one is planned for each county in the United States, presents preliminary results of the 1948 Census of Business. The information is based on reports submitted by business establishments for that Census. The figures shown are preliminary, and are subject to revision in the final Census publications, but the changes are expected to be relatively minor with respect to coverage. The final Census figures will be issued in a series of Business Census bulletins which will show additional detailed kind-of-business information for all places where there are a sufficient number of establishments.

The 1948 Census of Business was taken under the provision of the Act of June 19, 1948, which provides that the Business Census be taken for 1948 and for each fifth year thereafter. Previous Business Censuses were taken for the years 1929, 1933, 1935, and 1939.

Scope of the Census.—The 1948 Census of Business covered all establishments in the following trades, as defined by the Standard Industrial Classification Manual, May 1949 issue, of the Executive Office of the President: all retail trades; all wholesale trades; all service trades in the following four groups—personal services, business services, automobile repairs and services, and miscellaneous repair services; hotels; tourist courts and camps; and amusements, including motion picture theaters. Some important services not covered are radio broadcasting and television, medical and health, legal, educational, nonprofit, accounting, and domestic services.

This coverage is similar to that of the 1939 Business Census. However, "custom trades" and "services incidental to transportation," which are no longer included in the standard classification of the service trades, are not covered by the 1948 Census. In a number of localities, these exclusions as well as other changes in the standard classification may have a considerable effect in comparing

1948 with 1939 data, particularly with respect to establishment count.

Establishment definition.—For Census purposes, a business establishment is defined to include only enterprises conducted from a recognizable place of business, provided that the annual sales were in excess of \$5,000 for a wholesale trade establishment and \$500 for establishments in other trades. A detailed analysis of coverage will be provided in future Census of Business publications.

"Number of establishments" is the number of separate business locations, rather than the number of business companies or organizations, since the Census figures represent information reported separately for each business location or establishment. The establishment count reflects the number of places in business at the end of 1948 excluding administrative and executive offices of multiunit organizations, and "chain store" warehouses.

Sales and receipts.—"1948 sales and receipts" represents sales of merchandise and receipts from repairs and other services to customers. The figures reflect deductions for returned goods and allowances, but not for trade-in allowances; they exclude sales and excise taxes collected from customers and paid directly to any taxing agency.

Proprietors.—"Active proprietors..." represents owners and partners of unincorporated businesses who devoted the major portion of their time to the business in November 1948.

Employment.—"Number of paid employees..." represents all employees on the pay roll for the pay period ending nearest November 15, 1948. "Full workweek" employees, whether regular or seasonal, are those who in the November 15 pay period were paid for working at least the number of hours typically worked in a week by employees of the reporting establishment.

1948 CENSUS OF BUSINESS

RETAIL, WHOLESALE, SERVICE TRADES

U. S. DEPARTMENT OF COMMERCE
BUREAU OF THE CENSUS

PRELIMINARY

For Release May 15, 1950

Release Series BC-1P-02-008

MOHAVE COUNTY, ARIZ.

Retail, wholesale, and service establishments located in Mohave County, Arizona, showed a substantial expansion in dollar volume of trade from 1939 to 1948 according to preliminary figures from the 1948 Census of Business released today by the Bureau of the Census, U. S. Department of Commerce.

Retail sales in the county during 1948 aggregated \$9.8 million, an increase of 133 percent over the \$4.2 million in 1939, when the preceding Census of Business was taken. Wholesale sales in the county reached a total of \$2.3 million in 1948 as compared with \$0.8 million in 1939. The service trades included in the Census of Business recorded receipts totaling \$386,000 in 1948 compared with \$138,000 in 1939.

Employment in the county also rose over the 9-year period between 1939 and 1948 for the above trades. Establishments in these trades reported a combined total of 562 paid employees for the workweek ended nearest November 15, 1948. This compared with a total of 417 employees reported for the week of November 15, 1939.

These preliminary figures have been derived from a Census report on Mohave County, Arizona. Final figures, superseding the preliminary data for Mohave County, will be included in a Bulletin for the State of Arizona to be issued in several months. Similar data will be made available this year in preliminary and final form for each of the counties and States. A single copy of the preliminary release for Mohave County as well as an order blank for other area releases may be obtained by writing to the Bureau of the Census, Washington 25, D. C.

Table 1.—CENSUS OF BUSINESS PRELIMINARY RESULTS FOR 1948, BY TRADE GROUP
MOHAVE COUNTY, ARIZ.

Trade group and kind of business	Number of establishments	1948 sales and receipts (Thousand dollars)	Active proprietors of unincorporated businesses Nov. 1948	Paid employees, workweek ended nearest Nov. 15, 1948	
				Total employees ¹	Full workweek employees
RETAIL TRADE, total.....	162	9,767	176	467	397
Food group.....	24	2,020	19	71	60
Eating and drinking places.....	40	1,305	48	154	133
Apparel group.....	6	278	8	9	9
Automotive group.....	12	1,476	15	49	46
Gasoline service stations.....	47	1,582	55	45	37
All other retail stores.....	33	3,106	31	139	112
WHOLESALE TRADE.....	16	2,259	14	48	x
SELECTED SERVICE TRADES, ^{2/} total.....	33	386	38	47	40
Personal services.....	17	231	20	42	36
All other service trades.....	16	155	18	5	4
TOURIST COURTS AND CAMPS.....	24	344	32	29	22

x Not available.

^{1/} Includes employees paid for less than the full workweek.

^{2/} See General Description on last page for changes from the 1939 Census of Business in the coverage of Service Trades.

GENERAL DESCRIPTION OF PRELIMINARY RELEASES FOR THE 1948 CENSUS OF BUSINESS

This series of releases, of which one is planned for each county in the United States, presents preliminary results of the 1948 Census of Business. The information is based on reports submitted by business establishments for that Census. The figures shown are preliminary, and are subject to revision in the final Census publications, but the changes are expected to be relatively minor with respect to coverage. The final Census figures will be issued in a series of Business Census bulletins which will show additional detailed kind-of-business information for all places where there are a sufficient number of establishments.

The 1948 Census of Business was taken under the provision of the Act of June 19, 1948, which provides that the Business Census be taken for 1948 and for each fifth year thereafter. Previous Business Censuses were taken for the years 1929, 1933, 1935, and 1939.

Scope of the Census.—The 1948 Census of Business covered all establishments in the following trades, as defined by the Standard Industrial Classification Manual, May 1949 issue, of the Executive Office of the President: all retail trades; all wholesale trades; all service trades in the following four groups—personal services, business services, automobile repairs and services, and miscellaneous repair services; hotels; tourist courts and camps; and amusements, including motion picture theaters. Some important services not covered are radio broadcasting and television, medical and health, legal, educational, nonprofit, accounting, and domestic services.

This coverage is similar to that of the 1939 Business Census. However, "custom trades" and "services incidental to transportation," which are no longer included in the standard classification of the service trades, are not covered by the 1948 Census. In a number of localities, these exclusions as well as other changes in the standard classification may have a considerable effect in comparing

1948 with 1939 data, particularly with respect to establishment count.

Establishment definition.—For Census purposes, a business establishment is defined to include only enterprises conducted from a recognizable place of business, provided that the annual sales were in excess of \$5,000 for a wholesale trade establishment and \$500 for establishments in other trades. A detailed analysis of coverage will be provided in future Census of Business publications.

"Number of establishments" is the number of separate business locations, rather than the number of business companies or organizations, since the Census figures represent information reported separately for each business location or establishment. The establishment count reflects the number of places in business at the end of 1948 excluding administrative and executive offices of multiunit organizations, and "chain store" warehouses.

Sales and receipts.—"1948 sales and receipts" represents sales of merchandise and receipts from repairs and other services to customers. The figures reflect deductions for returned goods and allowances, but not for trade-in allowances; they exclude sales and excise taxes collected from customers and paid directly to any taxing agency.

Proprietors.—"Active proprietors..." represents owners and partners of unincorporated businesses who devoted the major portion of their time to the business in November 1948.

Employment.—"Number of paid employees..." represents all employees on the pay roll for the pay period ending nearest November 15, 1948. "Full workweek" employees, whether regular or seasonal, are those who in the November 15 pay period were paid for working at least the number of hours typically worked in a week by employees of the reporting establishment.

1948 CENSUS OF BUSINESS

RETAIL, WHOLESALE, SERVICE TRADES

U. S. DEPARTMENT OF COMMERCE
BUREAU OF THE CENSUS

PRELIMINARY

For Release April 12, 1950

Release Series BC-1P-02-009

NAVAJO COUNTY, ARIZ.

Retail, wholesale, and service establishments located in Navajo County, Arizona, showed a substantial expansion in dollar volume of trade from 1939 to 1948 according to preliminary figures from the 1948 Census of Business released today by the Bureau of the Census, U. S. Department of Commerce.

Retail sales in the county during 1948 aggregated \$16.7 million, an increase of 193 percent over the \$5.7 million in 1939, when the preceding Census of Business was taken. Wholesale sales in the county reached a total of \$5.6 million in 1948 as compared with \$1.8 million in 1939. The service trades included in the Census of Business recorded receipts totaling \$435,000 in 1948 compared with \$146,000 in 1939.

Employment in the county also rose over the 9-year period between 1939 and 1948 for the above trades. Establishments in these trades reported a combined total of 981 paid employees for the workweek ended nearest November 15, 1948. This compared with a total of 544 employees reported for the week of November 15, 1939.

These preliminary figures have been derived from a Census report on Navajo County, Arizona, which also includes data for the city of Winslow. Final figures, superseding the preliminary data for Navajo County, will be included in a Bulletin for the State of Arizona to be issued in several months. Similar data will be made available this year in preliminary and final form for each of the counties and States. A single copy of the preliminary release for Navajo County as well as an order blank for other area releases may be obtained by writing to the Bureau of the Census, Washington 25, D. C.

Table 1.—CENSUS OF BUSINESS PRELIMINARY RESULTS FOR 1948, BY TRADE GROUP
NAVAJO COUNTY, ARIZ.

Trade group and kind of business	Number of establishments	1948 sales and receipts (Thousand dollars)	Active proprietors of unincorporated businesses Nov. 1948	Paid employees, workweek ended nearest Nov. 15, 1948	
				Total employees ¹	Full workweek employees
RETAIL TRADE, total.....	259	16,721	249	821	687
Food group.....	48	3,130	48	90	69
Eating and drinking places.....	46	1,585	51	193	157
General merchandise grp, general stores	40	4,569	30	221	188
Apparel group.....	8	314	7	18	16
Furniture-home furnishings-appliance grp	9	519	8	27	24
Automotive group.....	13	1,976	13	70	65
Gasoline service stations.....	47	1,923	48	75	62
Lumber-building-hardware group.....	10	1,086	7	36	36
Drug and proprietary stores.....	7	631	6	48	31
All other retail stores.....	31	988	31	43	39
WHOLESALE TRADE, total.....	20	5,616	17	102	x
Merchant wholesalers.....	7	2,852	7	73	x
Other types of wholesalers.....	13	2,764	10	29	x
SELECTED SERVICE TRADES, ^{2/} total.....	41	435	42	58	58
Personal services.....	30	286	31	47	47
All other service trades.....	11	149	11	11	11
HOTELS.....	12	155	7	49	46
TOURIST COURTS AND CAMPS.....	38	404	31	35	31

x Not available.

^{1/} Includes employees paid for less than the full workweek.

^{2/} See General Description on last page for changes from the 1939 Census of Business in the coverage of Service Trades.

Table 2.—CENSUS OF BUSINESS PRELIMINARY RESULTS FOR 1948 FOR CITIES OF 2,500 INHABITANTS OR MORE

NAVAJO COUNTY, ARIZ.

(Data omitted for trade groups where necessary to avoid disclosure)

City and trade group ¹	Number of establishments	1948 sales and receipts (Thousand dollars)	Active proprietors of unincorporated businesses Nov. 1948	Paid employees, workweek ended nearest Nov. 15, 1948	
				Total employees ²	Full workweek employees
Winslow:					
Retail trade.....	96	8,224	86	449	374
Selected service trades.....	24	281	24	33	33
Tourist courts and camps....	8	118	12	10	10
Remainder of county:					
Retail trade.....	163	8,497	163	372	313
Selected service trades.....	17	154	18	25	25
Tourist courts and camps....	30	286	19	25	21

1/ See General Description on this page for changes from the 1939 Census of Business in the coverage of Service Trades.

2/ Includes employees paid for less than the full workweek.

GENERAL DESCRIPTION OF PRELIMINARY RELEASES FOR THE 1948 CENSUS OF BUSINESS

This series of releases, of which one is planned for each county in the United States, presents preliminary results of the 1948 Census of Business. The information is based on reports submitted by business establishments for that Census. The figures shown are preliminary, and are subject to revision in the final Census publications, but the changes are expected to be relatively minor with respect to coverage. The final Census figures will be issued in a series of Business Census bulletins which will show additional detailed kind-of-business information for all places where there are a sufficient number of establishments.

The 1948 Census of Business was taken under the provision of the Act of June 19, 1948, which provides that the Business Census be taken for 1948 and for each fifth year thereafter. Previous Business Censuses were taken for the years 1929, 1933, 1935, and 1939.

Scope of the Census.—The 1948 Census of Business covered all establishments in the following trades, as defined by the Standard Industrial Classification Manual, May 1949 issue, of the Executive Office of the President: all retail trades; all wholesale trades; all service trades in the following four groups—personal services, business services, automobile repairs and services, and miscellaneous repair services; hotels; tourist courts and camps; and amusements, including motion picture theaters. Some important services not covered are radio broadcasting and television, medical and health, legal, educational, nonprofit, accounting, and domestic services.

This coverage is similar to that of the 1939 Business Census. However, "custom trades" and "services incidental to transportation," which are no longer included in the standard classification of the service trades, are not covered by the 1948 Census. In a number of localities, these exclusions as well as

other changes in the standard classification may have a considerable effect in comparing 1948 with 1939 data, particularly with respect to establishment count.

Establishment definition.—For Census purposes, a business establishment is defined to include only enterprises conducted from a recognizable place of business, provided that the annual sales were in excess of \$5,000 for a wholesale trade establishment and \$500 for establishments in other trades. A detailed analysis of coverage will be provided in future Censuses of Business publications.

"Number of establishments" is the number of separate business locations, rather than the number of business companies or organizations, since the Census figures represent information reported separately for each business location or establishment. The establishment count reflects the number of places in business at the end of 1948 excluding administrative and executive offices of multinational organizations, and "chain store" warehouses.

Sales and receipts.—"1948 sales and receipts" represents sales of merchandise and receipts from repairs and other services to customers. The figures reflect deductions for returned goods and allowances, but not for trade-in allowances; they exclude sales and excise taxes collected from customers and paid directly to any taxing agency.

Proprietors.—"Active proprietors..." represents owners and partners of unincorporated businesses who devoted the major portion of their time to the business in November 1948.

Employment.—"Number of paid employees..." represents all employees on the pay roll for the pay period ending nearest November 15, 1948. "Full workweek" employees, whether regular or seasonal, are those who in the November 15 pay period were paid for working at least the number of hours typically worked in a week by employees of the reporting establishment.

1948 CENSUS OF BUSINESS

RETAIL, WHOLESALE, SERVICE TRADES

U. S. DEPARTMENT OF COMMERCE
BUREAU OF THE CENSUS

PRELIMINARY

For Release April 24, 1950

Release Series BC-1P-02-011

PINAL COUNTY, ARIZ.

Retail, wholesale, and service establishments located in Pinal County, Arizona, showed a substantial expansion in dollar volume of trade from 1939 to 1948 according to preliminary figures from the 1948 Census of Business released today by the Bureau of the Census, U. S. Department of Commerce.

Retail sales in the county during 1948 aggregated \$25.1 million, an increase of 365 percent over the \$5.4 million in 1939, when the preceding Census of Business was taken. Wholesale sales in the county reached a total of \$5.8 million in 1948 as compared with \$1.1 million in 1939. The service trades included in the Census of Business recorded receipts totaling \$716,000 in 1948 compared with \$213,000 in 1939.

Employment in the county also rose over the 9-year period between 1939 and 1948 for the above trades. Establishments in these trades reported a combined total of 1,304 paid employees for the workweek ended nearest November 15, 1948. This compared with a total of 692 employees reported for the week of November 15, 1939.

These preliminary figures have been derived from a Census report on Pinal County, Arizona, which also includes data for the city of Coolidge. Final figures, superseding the preliminary data for Pinal County, will be included in a Bulletin for the State of Arizona to be issued in several months. Similar data will be made available this year in preliminary and final form for each of the counties and States. A single copy of the preliminary release for Pinal County as well as an order blank for other area releases may be obtained by writing to the Bureau of the Census, Washington 25, D. C.

Table 1.—CENSUS OF BUSINESS PRELIMINARY RESULTS FOR 1948, BY TRADE GROUP

PINAL COUNTY, ARIZ.

Trade group and kind of business	Number of establishments	1948 sales and receipts (Thousand dollars)	Active proprietors of unincorporated businesses Nov. 1948	Paid employees, workweek ended nearest Nov. 15, 1948	
				Total employees ¹	Full workweek employees
RETAIL TRADE, total.....	456	25,139	463	1,138	925
Food group.....	108	7,944	125	223	170
Eating and drinking places.....	101	2,446	108	256	207
General merchandise grp, general stores.....	29	1,704	25	104	65
Apparel group.....	21	990	17	69	37
Furniture-home furnishings-appliance grp.....	21	976	18	34	29
Automotive group.....	22	3,395	26	128	125
Gasoline service stations.....	68	2,107	78	93	86
Lumber-building-hardware group.....	29	3,421	16	104	98
Drug and proprietary stores.....	13	983	9	87	73
All other retail stores.....	44	1,173	41	40	35
WHOLESALE TRADE, total.....	30	5,790	33	76	x
Merchant wholesalers.....	9	1,442	4	37	x
Other types of wholesale.....	21	4,348	29	39	x
SELECTED SERVICE TRADES, ² /total.....	91	716	90	90	79
Personal services.....	57	387	58	60	51
All other service trades.....	34	329	32	30	28
HOTELS.....	13	147	15	26	22
TOURIST COURTS AND CAMPS.....	21	116	18	11	7
AMUSEMENTS.....	5	29	3	5	x

x Not available.

1/ Includes employees paid for less than the full workweek.

2/ See General Description on last page for changes from the 1939 Census of Business in the coverage of Service Trades.

Table 2.—CENSUS OF BUSINESS PRELIMINARY RESULTS FOR 1948 FOR CITIES OF 2,500 INHABITANTS OR MORE

PINAL COUNTY, ARIZ.

(Data omitted for trade groups where necessary to avoid disclosure)

City and trade group ¹	Number of establishments	1948 sales and receipts (Thousand dollars)	Active proprietors of unincorporated businesses Nov. 1948	Paid employees, workweek ended nearest Nov. 15, 1948	
				Total employees ²	Full workweek employees
Coolidge:					
Retail trade.....	94	6,331	87	281	227
Selected service trades...	24	257	21	42	39
Remainder of county:					
Retail trade.....	362	18,808	376	857	698
Selected service trades...	67	459	69	48	40
Amusements.....	5	29	3	5	x

x Not available.

1/ See General Description on this page for changes from the 1939 Census of Business in the coverage of Service Trades.

2/ Includes employees paid for less than the full workweek.

GENERAL DESCRIPTION OF PRELIMINARY RELEASES FOR THE 1948 CENSUS OF BUSINESS

This series of releases, of which one is planned for each county in the United States, presents preliminary results of the 1948 Census of Business. The information is based on reports submitted by business establishments for that Census. The figures shown are preliminary, and are subject to revision in the final Census publications, but the changes are expected to be relatively minor with respect to coverage. The final Census figures will be issued in a series of Business Census bulletins which will show additional detailed kind-of-business information for all places where there are a sufficient number of establishments.

The 1948 Census of Business was taken under the provision of the Act of June 19, 1948, which provides that the Business Census be taken for 1948 and for each fifth year thereafter. Previous Business Censuses were taken for the years 1929, 1933, 1935, and 1939.

Scope of the Census.—The 1948 Census of Business covered all establishments in the following trades, as defined by the Standard Industrial Classification Manual, May 1949 issue, of the Executive Office of the President: all retail trades; all wholesale trades; all service trades in the following four groups—personal services, business services, automobile repairs and services, and miscellaneous repair services; hotels; tourist courts and camps; and amusements, including motion picture theaters. Some important services not covered are radio broadcasting and television, medical and health, legal, educational, nonprofit, accounting, and domestic services.

This coverage is similar to that of the 1939 Business Census. However, "custom trades" and "services incidental to transportation," which are no longer included in the standard classification of the service trades, are not covered by the 1948 Census. In a number of localities, these exclusions as well as other changes in the standard classification may have

a considerable effect in comparing 1948 with 1939 data, particularly with respect to establishment count.

Establishment definition.—For Census purposes, a business establishment is defined to include only enterprises conducted from a recognizable place of business, provided that the annual sales were in excess of \$5,000 for a wholesale trade establishment and \$500 for establishments in other trades. A detailed analysis of coverage will be provided in future Census of Business publications.

"Number of establishments" is the number of separate business locations, rather than the number of business companies or organizations, since the Census figures represent information reported separately for each business location or establishment. The establishment count reflects the number of places in business at the end of 1948 excluding administrative and executive offices of multiunit organizations, and "chain store" warehouses.

Sales and receipts.—"1948 sales and receipts" represents sales of merchandise and receipts from repairs and other services to customers. The figures reflect deductions for returned goods and allowances, but not for trade-in allowances; they exclude sales and excise taxes collected from customers and paid directly to any taxing agency.

Proprietors.—"Active proprietors..." represents owners and partners of unincorporated businesses who devoted the major portion of their time to the business in November 1948.

Employment.—"Number of paid employees..." represents all employees on the pay roll for the pay period ending nearest November 15, 1948. "Full workweek" employees, whether regular or seasonal, are those who in the November 15 pay period were paid for working at least the number of hours typically worked in a week by employees of the reporting establishment.

1948 CENSUS OF BUSINESS

RETAIL, WHOLESALE, SERVICE TRADES

U. S. DEPARTMENT OF COMMERCE
BUREAU OF THE CENSUS

PRELIMINARY

For Release May 15, 1950

Release Series BC-1P-02-012

SANTA CRUZ COUNTY, ARIZ.

Retail, wholesale, and service establishments located in Santa Cruz County, Arizona, showed a substantial expansion in dollar volume of trade from 1939 to 1948 according to preliminary figures from the 1948 Census of Business released today by the Bureau of the Census, U. S. Department of Commerce.

Retail sales in the county during 1948 aggregated \$11.9 million, an increase of 240 percent over the \$3.5 million in 1939, when the preceding Census of Business was taken. Wholesale sales in the county reached a total of \$12.2 million in 1948 as compared with \$1.1 million in 1939. The service trades included in the Census of Business recorded receipts totaling \$201,000 in 1948 compared with \$92,000 in 1939.

Employment in the county also rose over the 9-year period between 1939 and 1948 for the above trades. Establishments in these trades reported a combined total of 857 paid employees for the workweek ended nearest November 15, 1948. This compared with a total of 540 employees reported for the week of November 15, 1939.

These preliminary figures have been derived from a Census report on Santa Cruz County, Arizona, which also includes data for the city of Nogales. Final figures, superseding the preliminary data for Santa Cruz County, will be included in a Bulletin for the State of Arizona to be issued in several months. Similar data will be made available this year in preliminary and final form for each of the counties and States. A single copy of the preliminary release for Santa Cruz County as well as an order blank for other area releases may be obtained by writing to the Bureau of the Census, Washington 25, D. C.

Table 1.—CENSUS OF BUSINESS PRELIMINARY RESULTS FOR 1948, BY TRADE GROUP

SANTA CRUZ COUNTY, ARIZ

Trade group and kind of business	Number of establishments	1948 sales and receipts (Thousand dollars)	Active proprietors of unincorporated businesses Nov. 1948	Paid employees, workweek ended nearest Nov. 15, 1948	
				Total employees ¹	Full workweek employees
RETAIL TRADE, total.....	113	11,904	98	670	576
Food group.....	34	2,328	32	78	65
Eating and drinking places.....	20	540	20	68	62
Gasoline service stations.....	9	467	10	27	24
All other retail stores.....	50	8,569	36	497	425
WHOLESALE TRADE, total.....	28	12,229	24	137	x
Merchant wholesalers.....	13	2,617	11	66	x
Other types of wholesalers.....	15	9,612	13	71	x
SELECTED SERVICE TRADES, ^{2/} total.....	15	201	20	50	50
Personal services.....	9	177	13	48	48
All other service trades.....	6	24	7	2	2
TOURIST COURTS AND CAMPS.....	6	96	8	7	7

x Not available.

^{1/} Includes employees paid for less than the full workweek.

^{2/} See General Description on last page for changes from the 1939 Census of Business in the coverage of Service Trades.

Table 2.—CENSUS OF BUSINESS PRELIMINARY RESULTS FOR 1948 FOR CITIES OF 2,500 INHABITANTS OR MORE

SANTA CRUZ COUNTY, ARIZ.

(Data omitted for trade groups where necessary to avoid disclosure)

City and trade group ¹	Number of establishments	1948 sales and receipts (Thousand dollars)	Active proprietors of unincorporated businesses Nov. 1948	Paid employees, workweek ended nearest Nov. 15, 1948	
				Total employees ²	Full workweek employees
Nogales:					
Retail trade.....	85	11,228	67	632	548
Selected service trades....	15	201	20	50	50
Remainder of county:					
Retail trade.....	28	676	31	38	28

1/ See General Description on this page for changes from the 1939 Census of Business in the coverage of Service Trades.

2/ Includes employees paid for less than the full workweek.

GENERAL DESCRIPTION OF PRELIMINARY RELEASES FOR THE 1948 CENSUS OF BUSINESS

This series of releases, of which one is planned for each county in the United States, presents preliminary results of the 1948 Census of Business. The information is based on reports submitted by business establishments for that Census. The figures shown are preliminary, and are subject to revision in the final Census publications, but the changes are expected to be relatively minor with respect to coverage. The final Census figures will be issued in a series of Business Census bulletins which will show additional detailed kind-of-business information for all places where there are a sufficient number of establishments.

The 1948 Census of Business was taken under the provision of the Act of June 19, 1948, which provides that the Business Census be taken for 1948 and for each fifth year thereafter. Previous Business Censuses were taken for the years 1929, 1933, 1935, and 1939.

Scope of the Census.—The 1948 Census of Business covered all establishments in the following trades, as defined by the Standard Industrial Classification Manual, May 1949 issue, of the Executive Office of the President: all retail trades; all wholesale trades; all service trades in the following four groups—personal services, business services, automobile repairs and services, and miscellaneous repair services; hotels; tourist courts and camps; and amusements, including motion picture theaters. Some important services not covered are radio broadcasting and television, medical and health, legal, educational, nonprofit, accounting, and domestic services.

This coverage is similar to that of the 1939 Business Census. However, "custom trades" and "services incidental to transportation," which are no longer included in the standard classification of the service trades, are not covered by the 1948 Census. In a number of localities, these exclusions as well as other changes in the standard classification may have

a considerable effect in comparing 1948 with 1939 data, particularly with respect to establishment count.

Establishment definition.—For Census purposes, a business establishment is defined to include only enterprises conducted from a recognizable place of business, provided that the annual sales were in excess of \$5,000 for a wholesale trade establishment and \$500 for establishments in other trades. A detailed analysis of coverage will be provided in future Census of Business publications.

"Number of establishments" is the number of separate business locations, rather than the number of business companies or organizations, since the Census figures represent information reported separately for each business location or establishment. The establishment count reflects the number of places in business at the end of 1948 excluding administrative and executive offices of multiunit organizations, and "chain store" warehouses.

Sales and receipts.—"1948 sales and receipts" represents sales of merchandise and receipts from repairs and other services to customers. The figures reflect deductions for returned goods and allowances, but not for trade-in allowances; they exclude sales and excise taxes collected from customers and paid directly to any taxing agency.

Proprietors.—"Active proprietors..." represents owners and partners of unincorporated businesses who devoted the major portion of their time to the business in November 1948.

Employment.—"Number of paid employees..." represents all employees on the pay roll for the pay period ending nearest November 15, 1948. "Full workweek" employees, whether regular or seasonal, are those who in the November 15 pay period were paid for working at least the number of hours typically worked in a week by employees of the reporting establishment.

1948 CENSUS OF BUSINESS

RETAIL, WHOLESALE, SERVICE TRADES

U. S. DEPARTMENT OF COMMERCE
BUREAU OF THE CENSUS

PRELIMINARY

For Release April 24, 1950

Release Series BC-1P-02-013

YAVAPAI COUNTY, ARIZ.

Retail, wholesale, and service establishments located in Yavapai County, Arizona, showed a substantial expansion in dollar volume of trade from 1939 to 1948 according to preliminary figures from the 1948 Census of Business released today by the Bureau of the Census, U. S. Department of Commerce.

Retail sales in the county during 1948 aggregated \$23.9 million, an increase of 157 percent over the \$9.3 million in 1939, when the preceding Census of Business was taken. Wholesale sales in the county reached a total of \$7.9 million in 1948 as compared with \$2.8 million in 1939. The service trades included in the Census of Business recorded receipts totaling \$1.1 million in 1948 compared with \$0.4 million in 1939.

Employment in the county also rose over the 9-year period between 1939 and 1948 for the above trades. Establishments in these trades reported a combined total of 1,539 paid employees for the workweek ended nearest November 15, 1948. This compared with a total of 1,097 employees reported for the week of November 15, 1939.

These preliminary figures have been derived from a Census report on Yavapai County, Arizona, which also includes data for the city of Prescott. Final figures, superseding the preliminary data for Yavapai County, will be included in a Bulletin for the State of Arizona to be issued in several months. Similar data will be made available this year in preliminary and final form for each of the counties and States. A single copy of the preliminary release for Yavapai County as well as an order blank for other area releases may be obtained by writing to the Bureau of the Census, Washington 25, D. C.

Table 1.—CENSUS OF BUSINESS PRELIMINARY RESULTS FOR 1948, BY TRADE GROUP

YAVAPAI COUNTY, ARIZ.

Trade group and kind of business	Number of establishments	1948 sales and receipts (Thousand dollars)	Active proprietors of unincorporated businesses Nov. 1948	Paid employees, workweek ended nearest Nov. 15, 1948	
				Total employees ¹	Full workweek employees
RETAIL TRADE, total.....	423	23,868	423	1,219	1,049
Food group.....	80	5,351	86	134	110
Eating and drinking places.....	97	2,488	116	303	243
General merchandise grp, general stores.	18	1,999	8	134	99
Apparel group.....	19	758	18	37	34
Furniture-home furnisgns-appliance grp.	10	1,133	11	59	57
Automotive group.....	33	5,040	28	221	218
Gasoline service stations.....	67	1,748	67	74	54
Lumber-building-hardware group.....	23	2,236	18	100	91
Drug and proprietary stores.....	11	858	7	68	67
All other retail stores.....	65	2,257	64	89	76
WHOLESALE TRADE, total.....	36	7,876	29	167	x
Merchant wholesalers.....	17	4,374	13	133	x
Other types of wholesale.....	19	3,502	16	34	x
SELECTED SERVICE TRADES, ² /total.....	95	1,059	102	153	142
Personal services.....	58	735	60	132	123
All other service trades.....	37	324	42	21	19
TOURIST COURTS AND CAMPS.....	28	267	31	20	15
AMUSEMENTS.....	16	301	13	62	x

x Not available.

¹/ Includes employees paid for less than the full workweek.

²/ See General Description on last page for changes from the 1939 Census of Business in the coverage of Service Trades.

Table 2.—CENSUS OF BUSINESS PRELIMINARY RESULTS FOR 1948 FOR CITIES OF 2,500 INHABITANTS OR MORE

YAVAPAI COUNTY, ARIZ.

(Data omitted for trade groups where necessary to avoid disclosure)

City and trade group ¹	Number of establishments	1948 sales and receipts (Thousand dollars)	Active proprietors of unincorporated businesses Nov. 1948	Paid employees, workweek ended nearest Nov. 15, 1948	
				Total employees ²	Full workweek employees
Prescott:					
Retail trade.....	186	14,811	181	759	650
Wholesale trade.....	21	5,890	13	139	x
Selected service trades....	58	815	60	138	131
Tourist courts and camps...	12	119	13	8	8
Remainder of county:					
Retail trade.....	237	9,057	242	460	399
Wholesale trade.....	15	1,986	16	28	x
Selected service trades....	37	244	42	15	11
Tourist courts and camps...	16	148	18	12	7

x Not available.

1/ See General Description on this page for changes from the 1939 Census of Business in the coverage of Service Trades.

2/ Includes employees paid for less than the full workweek.

GENERAL DESCRIPTION OF PRELIMINARY RELEASES FOR THE 1948 CENSUS OF BUSINESS

This series of releases, of which one is planned for each county in the United States, presents preliminary results of the 1948 Census of Business. The information is based on reports submitted by business establishments for that Census. The figures shown are preliminary, and are subject to revision in the final Census publications, but the changes are expected to be relatively minor with respect to coverage. The final Census figures will be issued in a series of Business Census bulletins which will show additional detailed kind-of-business information for all places where there are a sufficient number of establishments.

The 1948 Census of Business was taken under the provision of the Act of June 19, 1948, which provides that the Business Census be taken for 1948 and for each fifth year thereafter. Previous Business Censuses were taken for the years 1929, 1933, 1935, and 1939.

Scope of the Census.—The 1948 Census of Business covered all establishments in the following trades, as defined by the Standard Industrial Classification Manual, May 1949 issue, of the Executive Office of the President: all retail trades; all wholesale trades; all service trades in the following four groups—personal services, business services, automobile repairs and services, and miscellaneous repair services; hotels; tourist courts and camps; and amusements, including motion picture theaters. Some important services not covered are radio broadcasting and television, medical and health, legal, educational, nonprofit, accounting, and domestic services.

This coverage is similar to that of the 1939 Business Census. However, "custom trades" and "services incidental to transportation," which are no longer included in the standard classification of the service trades, are not covered by the 1948 Census. In a number of localities, these exclusions as well as other changes in the standard classification may have

a considerable effect in comparing 1948 with 1939 data, particularly with respect to establishment count.

Establishment definition.—For Census purposes, a business establishment is defined to include only enterprises conducted from a recognizable place of business, provided that the annual sales were in excess of \$5,000 for a wholesale trade establishment and \$500 for establishments in other trades. A detailed analysis of coverage will be provided in future Census of Business publications.

"Number of establishments" is the number of separate business locations, rather than the number of business companies or organizations, since the Census figures represent information reported separately for each business location or establishment. The establishment count reflects the number of places in business at the end of 1948 excluding administrative and executive offices of multiunit organizations, and "chain store" warehouses.

Sales and receipts.—"1948 sales and receipts" represents sales of merchandise and receipts from repairs and other services to customers. The figures reflect deductions for returned goods and allowances, but not for trade-in allowances; they exclude sales and excise taxes collected from customers and paid directly to any taxing agency.

Proprietors.—"Active proprietors..." represents owners and partners of unincorporated businesses who devoted the major portion of their time to the business in November 1948.

Employment.—"Number of paid employees..." represents all employees on the pay roll for the pay period ending nearest November 15, 1948. "Full workweek" employees, whether regular or seasonal, are those who in the November 15 pay period were paid for working at least the number of hours typically worked in a week by employees of the reporting establishment.

1948 CENSUS OF BUSINESS

RETAIL, WHOLESALE, SERVICE TRADES

U. S. DEPARTMENT OF COMMERCE
BUREAU OF THE CENSUS

PRELIMINARY

For Release April 24, 1950

Release Series BC-1P- 02-014

YUMA COUNTY, ARIZ.

Retail, wholesale, and service establishments located in Yuma County, Arizona, showed a substantial expansion in dollar volume of trade from 1939 to 1948 according to preliminary figures from the 1948 Census of Business released today by the Bureau of the Census, U. S. Department of Commerce.

Retail sales in the county during 1948 aggregated \$28.7 million, an increase of 342 percent over the \$6.5 million in 1939, when the preceding Census of Business was taken. Wholesale sales in the county reached a total of \$7.5 million in 1948 as compared with \$4.0 million in 1939. The service trades included in the Census of Business recorded receipts totaling \$967,000 in 1948 compared with \$317,000 in 1939.

Employment in the county also rose over the 9-year period between 1939 and 1948 for the above trades. Establishments in these trades reported a combined total of 1,626 paid employees for the workweek ended nearest November 15, 1948. This compared with a total of 955 employees reported for the week of November 15, 1939.

These preliminary figures have been derived from a Census report on Yuma County, Arizona, which also includes data for the city of Yuma. Final figures, superseding the preliminary data for Yuma County, will be included in a Bulletin for the State of Arizona to be issued in several months. Similar data will be made available this year in preliminary and final form for each of the counties and States. A single copy of the preliminary release for Yuma County as well as an order blank for other area releases may be obtained by writing to the Bureau of the Census, Washington 25, D. C.

Table 1.—CENSUS OF BUSINESS PRELIMINARY RESULTS FOR 1948, BY TRADE GROUP
YUMA COUNTY, ARIZ.

Trade group and kind of business	Number of establishments	1948 sales and receipts (Thousand dollars)	Active proprietors of unincorporated businesses Nov. 1948	Paid employees, workweek ended nearest Nov. 15, 1948	
				Total employees ¹	Full workweek employees
RETAIL TRADE, total.....	333	28,744	307	1,315	1,179
Food group.....	61	6,259	69	147	128
Eating and drinking places.....	87	3,438	86	342	317
General merchandise group, general stores....	23	3,566	17	233	192
Apparel group.....	19	858	17	43	35
Furniture-home furnishings-appliance group..	11	833	11	42	41
Automotive group.....	24	3,626	21	144	130
Gasoline service stations.....	50	1,641	46	64	59
Lumber-building-hardware group.....	22	5,553	8	163	162
Drug and proprietary stores.....	8	838	8	56	48
All other retail stores.....	28	2,132	24	81	69
WHOLESALE TRADE, total.....	27	7,478	22	123	x
Merchant wholesalers.....	11	3,867	4	93	x
Other types of wholesale.....	16	3,611	18	30	x
SELECTED SERVICE TRADES, ^{2/} total.....	68	967	77	188	149
Personal services.....	42	659	49	158	128
All other service trades.....	26	308	28	30	21
HOTELS.....		Data withheld to avoid disclosure			
TOURIST COURTS AND CAMPS.....	32	488	33	50	48

x Not available.

^{1/} Includes employees paid for less than the full workweek.

^{2/} See General Description on last page for changes from the 1939 Census of Business in the coverage of Service Trades.

90260

Table 2.—CENSUS OF BUSINESS PRELIMINARY RESULTS FOR 1948 FOR CITIES OF 2,500 INHABITANTS OR MORE

YUMA COUNTY, ARIZ

(Data omitted for trade groups where necessary to avoid disclosure)

City and trade group ¹	Number of establishments	1948 sales and receipts (Thousand dollars)	Active proprietors of unincorporated businesses Nov. 1948	Paid employees, workweek ended nearest Nov. 15, 1948	
				Total employees ²	Full workweek employees
Yuma:					
Retail trade.....	182	21,513	156	1,000	907
Wholesale trade.....	16	5,511	10	107	x
Selected service trades.....	56	866	62	182	144
Hotels.....	12	346	11	43	41
Tourist courts and camps.....	20	415	20	43	41
Remainder of county:					
Retail trade.....	151	7,231	151	315	272
Wholesale trade.....	11	1,967	12	16	x
Selected service trades.....	12	101	15	6	5
Tourist courts and camps.....	12	73	13	7	7

x Not available.

1/ See General Description on this page for changes from the 1939 Census of Business in the coverage of Service Trades.

2/ Includes employees paid for less than the full workweek.

GENERAL DESCRIPTION OF PRELIMINARY RELEASES FOR THE 1948 CENSUS OF BUSINESS

This series of releases, of which one is planned for each county in the United States, presents preliminary results of the 1948 Census of Business. The information is based on reports submitted by business establishments for that Census. The figures shown are preliminary, and are subject to revision in the final Census publications, but the changes are expected to be relatively minor with respect to coverage. The final Census figures will be issued in a series of Business Census bulletins which will show additional detailed kind-of-business information for all places where there are a sufficient number of establishments.

The 1948 Census of Business was taken under the provision of the Act of June 19, 1948, which provides that the Business Census be taken for 1948 and for each fifth year thereafter. Previous Business Censuses were taken for the years 1929, 1933, 1935, and 1939.

Scope of the Census.—The 1948 Census of Business covered all establishments in the following trades, as defined by the Standard Industrial Classification Manual, May 1949 issue, of the Executive Office of the President: all retail trades; all wholesale trades; all service trades in the following four groups—personal services, business services, automobile repairs and services, and miscellaneous repair services; hotels; tourist courts and camps; and amusements, including motion picture theaters. Some important services not covered are radio broadcasting and television, medical and health, legal, educational, nonprofit, accounting, and domestic services.

This coverage is similar to that of the 1939 Business Census. However, "custom trades" and "services incidental to transportation," which are no longer included in the standard classification of the service trades, are not covered by the 1948 Census. In a number of localities, these exclusions as well as other changes in the standard classification may have

a considerable effect in comparing 1948 with 1939 data, particularly with respect to establishment count.

Establishment definition.—For Census purposes, a business establishment is defined to include only enterprises conducted from a recognizable place of business, provided that the annual sales were in excess of \$5,000 for a wholesale trade establishment and \$500 for establishments in other trades. A detailed analysis of coverage will be provided in future Census of Business publications.

"Number of establishments" is the number of separate business locations, rather than the number of business companies or organizations, since the Census figures represent information reported separately for each business location or establishment. The establishment count reflects the number of places in business at the end of 1948 excluding administrative and executive offices of multiunit organizations, and "chain store" warehouses.

Sales and receipts.—"1948 sales and receipts" represents sales of merchandise and receipts from repairs and other services to customers. The figures reflect deductions for returned goods and allowances, but not for trade-in allowances; they exclude sales and excise taxes collected from customers and paid directly to any taxing agency.

Proprietors.—"Active proprietors..." represents owners and partners of unincorporated businesses who devoted the major portion of their time to the business in November 1948.

Employment.—"Number of paid employees..." represents all employees on the pay roll for the pay period ending nearest November 15, 1948. "Full workweek" employees, whether regular or seasonal, are those who in the November 15 pay period were paid for working at least the number of hours typically worked in a week by employees of the reporting establishment.

0821

=
-
-
07
x
14
11
1
2
x
5
7
-
6°

ARKANSAS

counties

ARKANSAS

1. Arkansas
2. Ashley
3. Baxter
4. Benton
5. Boone
6. Bradley
7. Calhoun
8. Carroll
9. Chicot
10. Clark
11. Clay
12. Cleburne
13. Cleveland
14. Columbia
15. Conway
16. Craighead
17. Crawford
18. Crittenden
19. Cross
20. Dallas
21. Desha
22. Drew
23. Faulkner
24. Franklin
25. Fulton
26. Garland
27. Grant
28. Greene
29. Hempstead
30. Hot Spring
31. Howard
32. Independence
33. Izard
34. Jackson
35. Jefferson
36. Johnson
37. Lafayette
38. Lawrence
39. Lee
40. Lincoln
41. Little River
42. Logan
43. Lonoke
44. Madison
45. Marion
46. Miller
47. Mississippi
48. Monroe
49. Montgomery
50. Nevada
51. Newton
52. Ouachita
53. Perry
54. Phillips
55. Pike
56. Poinsett
57. Polk
58. Pope
59. Prairie
60. Pulaski
61. Randolph
62. St. Francis
63. Saline
64. Scott
65. Searcy
66. Sebastian
67. Sevier
68. Sharp
69. Stone
70. Union
71. Van Buren
72. Washington
73. White
74. Woodruff
75. Yell

1948 CENSUS OF BUSINESS

RETAIL, WHOLESALE, SERVICE TRADES

U. S. DEPARTMENT OF COMMERCE
BUREAU OF THE CENSUS

PRELIMINARY

For Release May 22, 1950

Release Series BC-1P-03-000

ARKANSAS

Retail, wholesale, and service establishments located in Arkansas showed a substantial expansion in dollar volume of trade from 1939 to 1948 according to preliminary figures from the 1948 Census of Business released today by the Bureau of the Census, U. S. Department of Commerce.

Retail sales in the State during 1948 aggregated \$1,079,100,000, an increase of 262 percent over the \$298,300,000 sales in 1939, when the preceding Census of Business was taken. Wholesale sales volume in the State showed a 240 percent rise over the same period, reaching a total of \$847,400,000 in 1948 as compared with \$248,900,000 in 1939. The service trades included in the Census of Business recorded receipts totaling \$48,900,000 in 1948 compared with \$15,500,000 in 1939. Hotel receipts moved from \$5,600,000 in 1939 to \$12,600,000 in 1948. Amusement businesses in the State recorded receipts of \$14,900,000 in 1948 compared with \$5,400,000 in 1939.

Employment in the State also rose over the 9-year period between 1939 and 1948 for the trades covered by the Census of Business. Retail trade establishments reported \$54,075 paid employees for the workweek ended nearest November 15, 1948. Of these, 45,188 worked the full week, and the remainder part of the week. The comparable total and full workweek figures for 1939 were 35,560 and 28,016. Wholesale trade establishments reported a total of 14,574 full- and part-week employees for the week of November 15, 1948, compared with 8,071 for the same week in 1939. For the selected service trades, November 15, 1948, paid employees numbered 10,094; the comparable figure for 1939, adjusted for change in scope between the two Censuses, was 6,347.

These preliminary figures have been compiled from similar releases being made available for each county in Arkansas. Final figures, superseding the preliminary data for Arkansas, will be included in a State Bulletin to be issued in several months. Similar data will be made available in preliminary and final form for each of the States.

A single copy of the preliminary release for the State of Arkansas as well as an order blank for other area releases may be obtained by writing to the Bureau of the Census, Washington 25, D. C.

91466

Table 1.—CENSUS OF BUSINESS PRELIMINARY RESULTS FOR 1948, BY TRADE GROUP
ARKANSAS

Trade group and kind of business	Number of establishments	1948 sales and receipts (Thousand dollars)	Active proprietors of unincorporated businesses Nov. 1948	Paid employees, workweek ended nearest Nov. 15, 1948	
				Total employees ¹	Full workweek employees
RETAIL TRADE, total.....	22,204	1,079,050	22,494	54,075	45,188
Food group.....	7,613	224,893	7,731	6,389	4,894
Eating and drinking places.....	3,358	48,430	3,528	8,095	6,895
General merchandise grp, general stores.....	2,234	162,574	2,201	11,344	8,176
Apparel group.....	860	60,162	799	3,903	3,022
Furniture-home furnishings-appliance grp.....	863	51,648	867	2,577	2,428
Automotive group.....	1,174	214,694	1,178	7,210	6,978
Gasoline service stations.....	2,400	59,038	2,520	2,990	2,595
Lumber-building-hardware group.....	1,080	124,938	1,004	5,296	4,868
Drug and proprietary stores.....	658	32,375	701	2,608	2,111
All other retail stores.....	1,964	100,298	1,965	3,663	3,221
WHOLESALE TRADE, total.....	2,132	847,350	1,646	14,574	x
Merchant wholesalers, total.....	1,004	415,186	755	9,942	x
Groceries, confectionery, meat.....	203	138,236	166	2,505	x
Farm products, edible.....	113	35,205	112	1,306	x
Tobacco.....	22	13,082	19	185	x
Furniture-home furnishings.....	7	3,712	1	82	x
Automotive supplies.....	164	17,241	93	1,007	x
Electrical merchandise.....	31	23,026	17	495	x
Hardware, plumbing and heating.....	35	27,619	17	747	
Lumber, construction materials.....	39	12,421	30	404	x
Mach'y, equip't, industrial supplies.....	128	34,152	89	893	x
All other merchant wholesalers.....	262	110,492	211	2,318	x
Manufact'rs sales branches, offices....	102	79,797	16	1,245	x
Petroleum bulk plants, terminals.....	522	98,558	435	1,153	
Agents, brokers (merchandise).....	134	88,122	165	439	x
Assemblers of farm products.....	370	165,687	275	1,795	x
SELECTED SERVICE TRADES, total.....	5,259	48,879	5,466	10,094	9,317
Personal services.....	3,175	31,030	3,250	7,891	7,318
Business services.....	124	2,814	105	477	422
Automotive repairs and services.....	1,070	8,640	1,181	1,051	961
Other repairs and services.....	890	6,395	930	675	616
HOTELS.....	310	12,619	302	3,166	3,005
TOURIST COURTS AND CAMPS.....	454	2,998	470	403	359
AMUSEMENTS.....	755	14,890	580	2,223	x

x Not available.

¹/ Includes employees paid for less than the full workweek.

1948 CENSUS OF BUSINESS

RETAIL, WHOLESALE, SERVICE TRADES

U. S. DEPARTMENT OF COMMERCE
BUREAU OF THE CENSUS

PRELIMINARY

For Release May 15, 1950

Release Series BC-1P-03-001

ARKANSAS COUNTY, ARK.

Retail, wholesale, and service establishments located in Arkansas County, Arkansas, showed a substantial expansion in dollar volume of trade from 1939 to 1948 according to preliminary figures from the 1948 Census of Business released today by the Bureau of the Census, U. S. Department of Commerce.

Retail sales in the county during 1948 aggregated \$21.0 million, an increase of 312 percent over the \$5.1 million in 1939, when the preceding Census of Business was taken. Wholesale sales in the county reached a total of \$23.1 million in 1948 as compared with \$1.9 million in 1939. The service trades included in the Census of Business recorded receipts totaling \$778,000 in 1948 compared with \$112,000 in 1939.

Employment in the county also rose over the 9-year period between 1939 and 1948 for the above trades. Establishments in these trades reported a combined total of 1,479 paid employees for the workweek ended nearest November 15, 1948. This compared with a total of 610 employees reported for the week of November 15, 1939.

These preliminary figures have been derived from a Census report on Arkansas County, Arkansas, which also includes data for the city of Stuttgart. Final figures, superseding the preliminary data for Arkansas County, will be included in a Bulletin for the State of Arkansas to be issued in several months. Similar data will be made available this year in preliminary and final form for each of the counties and States. A single copy of the preliminary release for Arkansas County as well as an order blank for other area releases may be obtained by writing to the Bureau of the Census, Washington 25, D. C.

Table 1.—CENSUS OF BUSINESS PRELIMINARY RESULTS FOR 1948, BY TRADE GROUP

ARKANSAS COUNTY, ARK.

Trade group and kind of business	Number of establishments	1948 sales and receipts (Thousand dollars)	Active proprietors of unincorporated businesses Nov. 1948	Paid employees, workweek ended nearest Nov. 15, 1948	
				Total employees ¹	Full workweek employees
RETAIL TRADE, total.....	321	20,965	352	989	781
Food group.....	100	3,862	112	109	68
Eating and drinking places.....	59	762	69	117	91
General merchandise grp, general stores.....	21	1,255	23	102	51
Apparel group.....	10	799	8	54	34
Furniture-home furnishings-appliance grp.....	16	944	17	40	37
Automotive group.....	23	3,701	22	124	123
Gasoline service stations.....	24	1,149	25	56	49
Lumber-building-hardware group.....	27	6,270	29	287	248
Drug and proprietary stores.....	7	619	7	51	45
All other retail stores.....	34	1,604	40	49	35
WHOLESALE TRADE, total.....	45	23,100	28	385	x
Merchant wholesalers.....	21	3,807	13	97	x
Other types of wholesale.....	24	19,293	15	288	x
SELECTED SERVICE TRADES, ² /total.....	90	778	94	105	101
Personal services.....	50	361	53	75	71
All other service trades.....	40	417	41	30	30

x Not available.

¹/ Includes employees paid for less than the full workweek.

²/ See General Description on last page for changes from the 1939 Census of Business in the coverage of Service Trades.

Table 2.—CENSUS OF BUSINESS PRELIMINARY RESULTS FOR 1948 FOR CITIES OF 2,500 INHABITANTS OR MORE

ARKANSAS COUNTY, ARK.

(Data omitted for trade groups where necessary to avoid disclosure)

City and trade group ¹	Number of establishments	1948 sales and receipts (Thousand dollars)	Active proprietors of unincorporated businesses Nov. 1948	Paid employees, workweek ended nearest Nov. 15, 1948	
				Total employees ²	Full workweek employees
Stuttgart:					
Retail trade.....	150	14,066	165	676	546
Wholesale trade.....	25	20,556	18	336	x
Selected service trades....	48	475	50	76	72
Remainder of county:					
Retail trade.....	171	6,899	187	313	235
Wholesale trade.....	20	2,544	10	49	x
Selected service trades....	42	303	44	29	29

x Not available.

1/ See General Description on this page for changes from the 1939 Census of Business in the coverage of Service Trades.

2/ Includes employees paid for less than the full workweek.

GENERAL DESCRIPTION OF PRELIMINARY RELEASES FOR THE 1948 CENSUS OF BUSINESS

This series of releases, of which one is planned for each county in the United States, presents preliminary results of the 1948 Census of Business. The information is based on reports submitted by business establishments for that Census. The figures shown are preliminary, and are subject to revision in the final Census publications, but the changes are expected to be relatively minor with respect to coverage. The final Census figures will be issued in a series of Business Census bulletins which will show additional detailed kind-of-business information for all places where there are a sufficient number of establishments.

The 1948 Census of Business was taken under the provision of the Act of June 19, 1948, which provides that the Business Census be taken for 1948 and for each fifth year thereafter. Previous Business Censuses were taken for the years 1929, 1933, 1935, and 1939.

Scope of the Census.—The 1948 Census of Business covered all establishments in the following trades, as defined by the Standard Industrial Classification Manual, May 1949 issue, of the Executive Office of the President: all retail trades; all wholesale trades; all service trades in the following four groups—personal services, business services, automobile repairs and services, and miscellaneous repair services; hotels; tourist courts and camps; and amusements, including motion picture theaters. Some important services not covered are radio broadcasting and television, medical and health, legal, educational, nonprofit, accounting, and domestic services.

This coverage is similar to that of the 1939 Business Census. However, "custom trades" and "services incidental to transportation," which are no longer included in the standard classification of the service trades, are not covered by the 1948 Census. In a number of localities, these exclusions as well as

other changes in the standard classification may have a considerable effect in comparing 1948 with 1939 data, particularly with respect to establishment count.

Establishment definition.—For Census purposes, a business establishment is defined to include only enterprises conducted from a recognizable place of business, provided that the annual sales were in excess of \$5,000 for a wholesale trade establishment and \$500 for establishments in other trades. A detailed analysis of coverage will be provided in future Censuses of Business publications.

"Number of establishments" is the number of separate business locations, rather than the number of business companies or organizations, since the Census figures represent information reported separately for each business location or establishment. The establishment count reflects the number of places in business at the end of 1948 excluding administrative and executive offices of multinational organizations, and "chain store" warehouses.

Sales and receipts.—"1948 sales and receipts" represents sales of merchandise and receipts from repairs and other services to customers. The figures reflect deductions for returned goods and allowances, but not for trade-in allowances; they exclude sales and excise taxes collected from customers and paid directly to any taxing agency.

Proprietors.—"Active proprietors..." represents owners and partners of unincorporated businesses who devoted the major portion of their time to the business in November 1948.

Employment.—"Number of paid employees..." represents all employees on the pay roll for the pay period ending nearest November 15, 1948. "Full workweek" employees, whether regular or seasonal, are those who in the November 15 pay period were paid for working at least the number of hours typically worked in a week by employees of the reporting establishment.

1948 CENSUS OF BUSINESS

U. S. DEPARTMENT OF COMMERCE
BUREAU OF THE CENSUS

RETAIL, WHOLESALE, SERVICE TRADES

PRELIMINARY

For Release April 3, 1950

Release Series BC-1P- 03-002

ASHLEY COUNTY, ARK.

Retail, wholesale, and service establishments located in Ashley County, Arkansas, showed a substantial expansion in dollar volume of trade from 1939 to 1948 according to preliminary figures from the 1948 Census of Business released today by the Bureau of the Census, U. S. Department of Commerce.

Retail sales in the county during 1948 aggregated \$11.1 million, an increase of 226 percent over the \$3.4 million in 1939, when the preceding Census of Business was taken. Wholesale sales in the county reached a total of \$2.1 million in 1948 as compared with \$0.4 million in 1939. The service trades included in the Census of Business recorded receipts totaling \$356,000 in 1948 compared with \$109,000 in 1939.

Employment in the county also rose over the 9-year period between 1939 and 1948 for the above trades. Establishments in these trades reported a combined total of 610 paid employees for the workweek ended nearest November 15, 1948. This compared with a total of 428 employees reported for the week of November 15, 1939.

These preliminary figures have been derived from a Census report on Ashley County, Arkansas, which also included data for the city of Crossett. Final figures, superseding the preliminary data for Ashley County, will be included in a Bulletin for the State of Arkansas to be issued in several months. Similar data will be made available this year in preliminary and final form for each of the counties and States. A single copy of the preliminary release for Ashley County as well as an order blank for other area releases may be obtained by writing to the Bureau of the Census, Washington 25, D. C.

Table 1.—CENSUS OF BUSINESS PRELIMINARY RESULTS FOR 1948, BY TRADE GROUP

ASHLEY COUNTY, ARK.

Trade group and kind of business	Number of establishments	1948 sales and receipts (Thousand dollars)	Active proprietors of unincorporated businesses Nov. 1948	Paid employees, workweek ended nearest Nov. 15, 1948	
				Total employees ¹	Full workweek employees
RETAIL TRADE, total.....	225	11,122	211	529	417
Food group.....	81	2,949	72	81	60
Eating and drinking places.....	27	401	27	74	62
General merchandise grp, general stores.	30	2,977	29	154	109
Apparel group.....	10	346	10	29	9
Furniture-home furnishgs-appliance grp.	7	268	7	14	12
Automotive group.....	11	1,741	12	48	45
Gasoline service stations.....	29	922	30	53	49
Lumber-building-hardware group.....	12	912	9	31	29
Drug and proprietary stores.....	10	330	11	32	29
All other retail stores.....	8	276	4	13	13
WHOLESALE TRADE.....	11	2,119	7	28	x
SELECTED SERVICE TRADES, ² /total.....	54	356	55	53	49
Personal services.....	30	261	27	45	41
All other service trades.....	24	95	28	8	8

Not available.

¹ Includes employees paid for less than the full workweek.

² See General Description on last page for changes from the 1939 Census of Business in coverage of Service Trades.

Table 2.—CENSUS OF BUSINESS PRELIMINARY RESULTS FOR 1948 FOR CITIES OF 2,500 INHABITANTS OR MORE
ASHLEY COUNTY, ARK.

(Data omitted for trade groups where necessary to avoid disclosure)

City and trade group ¹	Number of establishments	1948 sales and receipts (Thousand dollars)	Active proprietors of unincorporated businesses Nov. 1948	Paid employees, workweek ended nearest Nov. 15, 1948	
				Total employees ²	Full workweek employees
Crossett:					
Retail trade.....	19	3,276	13	200	174
Selected service trades....	12	154	15	19	18
Remainder of county:					
Retail trade.....	206	7,846	198	329	243
Selected service trades....	42	202	40	34	31

1/ See General Description on this page for changes from the 1939 Census of Business in the coverage of Service Trades.

2/ Includes employees paid for less than the full workweek.

GENERAL DESCRIPTION OF PRELIMINARY RELEASES FOR THE 1948 CENSUS OF BUSINESS

This series of releases, of which one is planned for each county in the United States, presents preliminary results of the 1948 Census of Business. The information is based on reports submitted by business establishments for that Census. The figures shown are preliminary, and are subject to revision in the final Census publications, but the changes are expected to be relatively minor with respect to coverage. The final Census figures will be issued in a series of Business Census bulletins which will show additional detailed kind-of-business information for all places where there are a sufficient number of establishments.

The 1948 Census of Business was taken under the provision of the Act of June 19, 1948, which provides that the Business Census be taken for 1948 and for each fifth year thereafter. Previous Business Censuses were taken for the years 1929, 1933, 1935, and 1939.

Scope of the Census.—The 1948 Census of Business covered all establishments in the following trades, as defined by the Standard Industrial Classification Manual, May 1949 issue, of the Executive Office of the President: all retail trades; all wholesale trades; all service trades in the following four groups—personal services, business services, automobile repairs and services, and miscellaneous repair services; hotels; tourist courts and camps; and amusements, including motion picture theaters. Some important services not covered are radio broadcasting and television, medical and health, legal, educational, nonprofit, accounting, and domestic services.

This coverage is similar to that of the 1939 Business Census. However, "custom trades" and "services incidental to transportation," which are no longer included in the standard classification of the service trades, are not covered by the 1948 Census. In a number of localities, these exclusions as well as

other changes in the standard classification may have a considerable effect in comparing 1948 with 1939 data, particularly with respect to establishment count.

Establishment definition.—For Census purposes, a business establishment is defined to include only enterprises conducted from a recognizable place of business, provided that the annual sales were in excess of \$5,000 for a wholesale trade establishment and \$500 for establishments in other trades. A detailed analysis of coverage will be provided in future Censuses of Business publications.

"Number of establishments" is the number of separate business locations, rather than the number of business companies or organizations, since the Census figures represent information reported separately for each business location or establishment. The establishment count reflects the number of places in business at the end of 1948 excluding administrative and executive offices of multinational organizations, and "chain store" warehouses.

Sales and receipts.—"1948 sales and receipts" represents sales of merchandise and receipts from repairs and other services to customers. The figures reflect deductions for returned goods and allowances, but not for trade-in allowances; they exclude sales and excise taxes collected from customers and paid directly to any taxing agency.

Proprietors.—"Active proprietors..." represents owners and partners of unincorporated businesses who devoted the major portion of their time to the business in November 1948.

Employment.—"Number of paid employees..." represents all employees on the pay roll for the pay period ending nearest November 15, 1948. "Full workweek" employees, whether regular or seasonal, are those who in the November 15 pay period were paid for working at least the number of hours typically worked in a week by employees of the reporting establishment.

1948 CENSUS OF BUSINESS

RETAIL, WHOLESALE, SERVICE TRADES

U. S. DEPARTMENT OF COMMERCE
BUREAU OF THE CENSUS

PRELIMINARY

For Release March 6, 1950

Release Series BC-1P-03-003

BAXTER COUNTY, ARK.

Retail, wholesale, and service establishments located in Baxter County, Arkansas, showed a substantial expansion in dollar volume of trade from 1939 to 1948 according to preliminary figures from the 1948 Census of Business released today by the Bureau of the Census, U. S. Department of Commerce.

Retail sales in the county during 1948 aggregated \$5.9 million, an increase of 556 percent over the \$0.9 million in 1939, when the preceding Census of Business was taken. Wholesale sales in the county reached a total of \$2.3 million in 1948 as compared with \$0.4 million in 1939. The service trades included in the Census of Business recorded receipts totaling \$108,000 in 1948 compared with \$30,000 in 1939.

Employment in the county also rose over the nine-year period between 1939 and 1948 for the above trades. Establishments in these trades reported 286 paid employees for the workweek ended nearest November 15, 1948. This compared with a total of 92 employees reported for the week of November 15, 1939.

These preliminary figures have been derived from a Census report on Baxter County, Arkansas. Final figures, superseding the preliminary data, for Baxter County will be included in a Bulletin for the State of Arkansas to be issued in several months. Similar data will be made available this year in preliminary and final form for each of the counties and States. A single copy of the preliminary release for Baxter County as well as an order blank for other area releases may be obtained by writing to the Bureau of the Census, Washington 25, D. C.

Table 1.—CENSUS OF BUSINESS PRELIMINARY RESULTS FOR 1948, BY TRADE GROUP
BAXTIER COUNTY, ARK.

Trade group and kind of business	Number of establishments	1948 sales and receipts (Thousand dollars)	Active proprietors of unincorporated businesses Nov. 1948	Paid employees, workweek ended nearest Nov. 15, 1948	
				Total employees ¹	Full workweek employees
RETAIL TRADE, total.....	168	5,914	171	226	180
Food group.....	71	1,246	73	25	15
Eating and drinking places.....	18	249	18	45	37
General merchandise grp., general stores.....	15	467	15	26	19
Apparel group.....	7	186	7	6	3
Furniture-home furnishgs-appliance grp.....	5	175	6	6	3
Automotive group.....	10	1,940	10	55	51
Gasoline service stations.....	16	361	15	13	11
Lumber-building-hardware group.....	9	925	8	34	29
Drug and proprietary stores.....	5	174	7	12	10
All other retail stores.....	12	191	12	4	2
WHOLESALE TRADE.....	10	2,283	5	39	x
SELECTED SERVICE TRADES, ^{2/} total.....	23	108	24	21	18
Personal services.....	16	81	17	18	16
Other service trades.....	7	27	7	3	2
HOTELS.....	10	46	11	8	6
TOURIST COURTS AND CAMPS.....	22	113	22	5	2
AMUSEMENTS.....	14	97	15	16	x

x Not available.

^{1/} Includes employees paid for less than the full workweek.

^{2/} See General Description on this page for changes from the 1939 Census of Business in the coverage of Service Trades.

GENERAL DESCRIPTION OF PRELIMINARY RELEASES FOR THE 1948 CENSUS OF BUSINESS

This series of releases, of which one is planned for each county in the United States, presents preliminary results of the 1948 Census of Business. The information is based on reports submitted by business establishments for that Census. The figures shown are preliminary, and are subject to revision in the final Census publications, but the changes are expected to be relatively minor with respect to coverage. The final Census figures will be issued in a series of Business Census bulletins which will show additional detailed kind-of-business information for all places where there are a sufficient number of establishments.

The 1948 Census of Business was taken under the provision of the Act of June 19, 1948, which provides that the Business Census be taken for 1948 and for each fifth year thereafter. Previous Business Censuses were taken for the years 1929, 1933, 1935, and 1939.

Scope of the Census.—The 1948 Census of Business covered all establishments in the following trades, as defined by the Standard Industrial Classification Manual, May 1949 issue, of the Executive Office of the President: all retail trades; all wholesale trades; all service trades in the following four groups—personal services, business services, automobile repairs and services, and miscellaneous repair services; hotels; tourist courts and camps; and amusements, including motion picture theaters. Some important services not covered are radio broadcasting and television, medical and health, legal, educational, nonprofit, accounting, and domestic services.

This coverage is similar to that of the 1939 Business Census. However, "custom trades" and "services incidental to transportation," which are no longer included in the standard classification of the service trades, are not covered by the 1948 Census. In a number of localities, these exclusions as well as

other changes in the standard classification may have a considerable effect in comparing 1948 with 1939 data, particularly with respect to establishment count.

Establishment definition.—For Census purposes, a business establishment is defined to include only enterprises conducted from a recognizable place of business, provided that the annual sales were in excess of \$5,000 for a wholesale trade establishment and \$500 for establishments in other trades. A detailed analysis of coverage will be provided in future Census of Business publications.

"Number of establishments" is the number of separate business locations, rather than the number of business companies or organizations, since the Census figures represent information reported separately for each business location or establishment. The establishment count reflects the number of places in business at the end of 1948 excluding administrative and executive offices of multiunit organizations, and "chain store" warehouses.

Sales and receipts.—"1948 sales and receipts" represents sales of merchandise and receipts from repairs and other services to customers. The figures reflect deductions for returned goods and allowances, but not for trade-in allowances; they exclude sales and excise taxes collected from customers and paid directly to any taxing agency.

Proprietors.—"Active proprietors..." represents owners and partners of unincorporated businesses who devoted the major portion of their time to the business in November 1948.

Employment.—"Number of paid employees..." represents all employees on the pay roll for the pay period ending nearest November 15, 1948. "Full workweek" employees, whether regular or seasonal, are those who in the November 15 pay period were paid for working at least the number of hours typically worked in a week by employees of the reporting establishment.

1948 CENSUS OF BUSINESS

RETAIL, WHOLESALE, SERVICE TRADES

U. S. DEPARTMENT OF COMMERCE
BUREAU OF THE CENSUS

PRELIMINARY

For Release March 6, 1950

Release Series BC-1P-03-004

BENTON COUNTY, ARK.

Retail, wholesale, and service establishments located in Benton County, Arkansas, showed a substantial expansion in dollar volume of trade from 1939 to 1948 according to preliminary figures from the 1948 Census of Business released today by the Bureau of the Census, U. S. Department of Commerce.

Retail sales in the county during 1948 aggregated \$27.4 million, an increase of 437 percent over the \$5.1 million in 1939, when the preceding Census of Business was taken. Wholesale sales in the county reached a total of \$13.5 million in 1948 as compared with \$3.5 million in 1939. The service trades included in the Census of Business recorded receipts totaling \$995,000 in 1948 compared with \$240,000 in 1939.

Employment in the county also rose over the nine-year period between 1939 and 1948 for the above trades. Establishments in these trades reported 1,520 paid employees for the workweek ended nearest November 15, 1948. This compared with a total of 721 employees reported for the week of November 15, 1939.

These preliminary figures have been derived from a Census report on Benton County, Arkansas, which also includes data for Rogers and Siloam Springs cities. Final figures, superseding the preliminary data, for Benton County will be included in a Bulletin for the State of Arkansas to be issued in several months. Similar data will be made available this year in preliminary and final form for each of the counties and States. A single copy of the preliminary release for Benton County as well as an order blank for other area releases may be obtained by writing to the Bureau of the Census, Washington 25, D. C.

Table 1.—CENSUS OF BUSINESS PRELIMINARY RESULTS FOR 1948, BY TRADE GROUP
BENTON COUNTY, ARK.

Trade group and kind of business	Number of establishments	1948 sales and receipts (Thousand dollars)	Active proprietors of unincorporated businesses Nov. 1948	Paid employees, workweek ended nearest Nov. 15, 1948	
				Total employees ¹	Full workweek employees
RETAIL TRADE, total.....	526	27,411	562	1,102	922
Food group.....	124	5,217	133	148	121
Eating and drinking places.....	63	666	70	145	118
General merchandise group, general stores	34	1,850	38	122	81
Apparel group.....	25	1,037	27	54	47
Furniture-home furnishings-appliance grp	26	961	18	54	48
Automotive group.....	38	3,751	41	169	159
Gasoline service stations.....	72	1,427	76	50	44
Lumber-building-hardware group.....	46	3,288	46	139	117
Drug and proprietary stores.....	19	651	26	53	39
All other retail stores.....	79	8,563	87	168	148
WHOLESALE TRADE, total.....	51	13,492	33	246	x
Merchant wholesalers.....	26	7,768	19	162	x
Petroleum bulk plants, terminals.....	14	2,252	2	22	x
All other wholesale.....	11	3,472	12	62	x
SELECTED SERVICE TRADES,^{2/} total.....	160	995	169	172	154
Personal services.....	85	615	82	136	124
All other service trades.....	75	380	87	36	30
HOTELS.....	13	218	14	57	52
TOURIST COURTS AND CAMPS.....	21	65	26	3	2
AMUSEMENTS.....	17	284	15	43	x

x Not available.

^{1/} Includes employees paid for less than the full workweek.

^{2/} See General Description on last page for changes from the 1939 Census of Business in the coverage of Service Trades.

Table 2.—CENSUS OF BUSINESS PRELIMINARY RESULTS FOR 1948 FOR CITIES OF 2,500 INHABITANTS OR MORE

BENTON COUNTY, ARK.

(Data omitted for trade groups where necessary to avoid disclosure)

City and trade group ¹	Number of establishments	1948 sales and receipts (Thousand dollars)	Active proprietors of unincorporated businesses Nov. 1948	Paid employees, workweek ended nearest Nov. 15, 1948	
				Total employees ²	Full workweek employees
Rogers:					
Retail trade.....	136	9,795	148	411	360
Selected service trades....	47	408	47	88	85
Siloam Springs:					
Retail trade.....	97	6,221	93	301	247
Selected service trades....	28	190	30	26	24
Remainder of county: ^{3/}					
Retail trade.....	293	11,495	321	390	315
Selected service trades....	85	397	92	58	45
Hotels.....	6	49	8	11	7
Tourist courts and camps....	14	35	17	1	1
Amusements.....	11	155	9	22	x

x Not available.

1/ See General Description on last page for changes from the 1939 Census of Business in the coverage of Service Trades.

2/ Includes employees paid for less than the full workweek.

3/ Includes figures for establishments not located in cities of 2,500 inhabitants or more.

GENERAL DESCRIPTION OF PRELIMINARY RELEASES FOR THE 1948 CENSUS OF BUSINESS

This series of releases, of which one is planned for each county in the United States, presents preliminary results of the 1948 Census of Business. The information is based on reports submitted by business establishments for that Census. The figures shown are preliminary, and are subject to revision in the final Census publications, but the changes are expected to be relatively minor with respect to coverage. The final Census figures will be issued in a series of Business Census bulletins which will show additional detailed kind-of-business information for all places where there are a sufficient number of establishments.

The 1948 Census of Business was taken under the provision of the Act of June 19, 1948, which provides that the Business Census be taken for 1948 and for each fifth year thereafter. Previous Business Censuses were taken for the years 1929, 1933, 1936, and 1939.

Scope of the Census.—The 1948 Census of Business covered all establishments in the following trades, as defined by the Standard Industrial Classification Manual, May 1949 issue, of the Executive Office of the President: all retail trades; all wholesale trades; all service trades in the following four groups—personal services, business services, automobile repairs and services, and miscellaneous repair services; hotels; tourist courts and camps; and amusements, including motion picture theaters. Some important services not covered are radio broadcasting and television, medical and health, legal, educational, nonprofit, accounting, and domestic services.

This coverage is similar to that of the 1939 Business Census. However, "custom trades" and "services incidental to transportation," which are no longer included in the standard classification of the service trades, are not covered by the 1948 Census. In a number of localities, these exclusions as well as

other changes in the standard classification may have a considerable effect in comparing 1948 with 1939 data, particularly with respect to establishment count.


Establishment definition.—For Census purposes, a business establishment is defined to include only enterprises conducted from a recognizable place of business, provided that the annual sales were in excess of \$5,000 for a wholesale trade establishment and \$500 for establishments in other trades. A detailed analysis of coverage will be provided in future Censuses of Business publications.

"Number of establishments" is the number of separate business locations, rather than the number of business companies or organizations, since the Census figures represent information reported separately for each business location or establishment. The establishment count reflects the number of places in business at the end of 1948 excluding administrative and executive offices of multiunit organizations, and "chain store" warehouses.

Sales and receipts.—"1948 sales and receipts" represents sales of merchandise and receipts from repairs and other services to customers. The figures reflect deductions for returned goods and allowances, but not for trade-in allowances; they exclude sales and excise taxes collected from customers and paid directly to any taxing agency.

Proprietors.—"Active proprietors..." represents owners and partners of unincorporated businesses who devoted the major portion of their time to the business in November 1948.

Employment.—"Number of paid employees..." represents all employees on the pay roll for the pay period ending nearest November 15, 1948. "Full workweek" employees, whether regular or seasonal, are those who in the November 15 pay period were paid for working at least the number of hours typically worked in a week by employees of the reporting establishment.



1948 CENSUS OF BUSINESS

RETAIL, WHOLESALE, SERVICE TRADES

U. S. DEPARTMENT OF COMMERCE
BUREAU OF THE CENSUS

PRELIMINARY

For Release March 6, 1950

Release Series BC-1P-03-005

BOONE COUNTY, ARK.

Retail, wholesale, and service establishments located in Boone County, Arkansas, showed a substantial expansion in dollar volume of trade from 1939 to 1948 according to preliminary figures from the 1948 Census of Business released today by the Bureau of the Census, U. S. Department of Commerce.

Retail sales in the county during 1948 aggregated \$11.8 million, an increase of 293 percent over the \$3.0 million in 1939, when the preceding Census of Business was taken. Wholesale sales in the county reached a total of \$9.7 million in 1948 as compared with \$1.5 million in 1939. The service trades included in the Census of Business recorded receipts totaling \$330,000 in 1948 compared with \$114,000 in 1939.

Employment in the county also rose over the nine-year period between 1939 and 1948 for the above trades. Establishments in these trades reported 866 paid employees for the workweek ended nearest November 15, 1948. This compared with a total of 463 employees reported for the week of November 15, 1939.

These preliminary figures have been derived from a Census report on Boone County, Arkansas, which also includes data for Harrison city. Final figures, superseding the preliminary data, for Boone County will be included in a Bulletin for the State of Arkansas to be issued in several months. Similar data will be made available this year in preliminary and final form for each of the counties and States. A single copy of the preliminary release for Boone County as well as an order blank for other area releases may be obtained by writing to the Bureau of the Census, Washington 25, D. C.

CENSUS OF BUSINESS PRELIMINARY RESULTS FOR 1948, BY TRADE GROUP

BOONE COUNTY, ARK.

Trade group and kind of business	Number of establishments	1948 sales and receipts (Thousand dollars)	Active proprietors of unincorporated businesses Nov. 1948	Paid employees, workweek ended nearest Nov. 15, 1948	
				Total employees ¹	Full workweek employees
RETAIL TRADE, total.....	233	11,828	228	637	540
Food group.....	61	2,052	64	65	49
Eating and drinking places.....	26	388	27	105	77
General merchandise group, general stores	13	1,418	7	114	85
Apparel group.....	7	426	8	32	25
Furniture-home furnishings-appliance grp	15	698	13	29	27
Automotive group.....	21	3,086	21	122	120
Gasoline service stations.....	41	805	43	21	18
Lumber-building-hardware group.....	18	1,799	16	90	88
Drug and proprietary stores.....	6	285	5	22	17
All other retail stores.....	25	871	24	37	34
WHOLESALE TRADE, total.....	41	9,727	36	161	x
Merchant wholesalers.....	24	4,882	26	121	x
All other wholesale.....	17	4,845	10	40	x
SELECTED SERVICE TRADES, ^{2/} total.....	48	330	50	68	64
Personal services.....	24	193	28	42	41
All other service trades.....	24	137	22	26	23
HOTELS.....	5	128	6	26	25
TOURIST COURTS AND CAMPS.....	8	36	9	4	3
AMUSEMENTS.....	8	176	7	25	x

x Not available.

^{1/} Includes employees paid for less than the full workweek.

^{2/} See General Description on last page for changes from the 1939 Census of Business in the coverage of Service Trades.

Table 2.—CENSUS OF BUSINESS PRELIMINARY RESULTS FOR 1948 FOR CITIES OF 2,500 INHABITANTS OR MORE

BOONE COUNTY, ARK.

(Data omitted for trade groups where necessary to avoid disclosure)

City and trade group ¹	Number of establishments	1948 sales and receipts (Thousand dollars)	Active proprietors of unincorporated businesses Nov. 1948	Paid employees, workweek ended nearest Nov. 15, 1948	
				Total employees ²	Full workweek employees
Harrison:					
Retail trade.....	138	9,732	130	581	500
Selected service trades....	34	278	36	60	57
Hotels.....	5	128	6	26	25
Remainder of county: ^{3/}					
Retail trade.....	95	2,096	98	56	40
Selected service trades....	14	52	14	8	7

1/ See General Description on this page for changes from the 1939 Census of Business in the coverage of Service Trades.

2/ Includes employees paid for less than the full workweek.

3/ Includes figures for establishments not located in cities of 2,500 inhabitants or more.

GENERAL DESCRIPTION OF PRELIMINARY RELEASES FOR THE 1948 CENSUS OF BUSINESS

This series of releases, of which one is planned for each county in the United States, presents preliminary results of the 1948 Census of Business. The information is based on reports submitted by business establishments for that Census. The figures shown are preliminary, and are subject to revision in the final Census publications, but the changes are expected to be relatively minor with respect to coverage. The final Census figures will be issued in a series of Business Census bulletins which will show additional detailed kind-of-business information for all places where there are a sufficient number of establishments.

The 1948 Census of Business was taken under the provision of the Act of June 19, 1948, which provides that the Business Census be taken for 1948 and for each fifth year thereafter. Previous Business Censuses were taken for the years 1929, 1933, 1935, and 1939.

Scope of the Census.—The 1948 Census of Business covered all establishments in the following trades, as defined by the Standard Industrial Classification Manual, May 1949 issue, of the Executive Office of the President: all retail trades; all wholesale trades; all service trades in the following four groups—personal services, business services, automobile repairs and services, and miscellaneous repair services; hotels; tourist courts and camps; and amusements, including motion picture theaters. Some important services not covered are radio broadcasting and television, medical and health, legal, educational, nonprofit, accounting, and domestic services.

This coverage is similar to that of the 1939 Business Census. However, "custom trade" and "services incidental to transportation," which are no longer included in the standard classification of the service trades, are not covered by the 1948 Census. In a number of localities, these exclusions as well as other changes in the standard classification may have

a considerable effect in comparing 1948 with 1939 data, particularly with respect to establishment count.


Establishment definition.—For Census purposes, a business establishment is defined to include only enterprises conducted from a recognizable place of business, provided that the annual sales were in excess of \$5,000 for a wholesale trade establishment and \$500 for establishments in other trades. A detailed analysis of coverage will be provided in future Census of Business publications.

"Number of establishments" is the number of separate business locations, rather than the number of business companies or organizations, since the Census figures represent information reported separately for each business location or establishment. The establishment count reflects the number of places in business at the end of 1948 excluding administrative and executive offices of multiunit organizations, and "chain store" warehouses.

Sales and receipts.—"1948 sales and receipts" represents sales of merchandise and receipts from repairs and other services to customers. The figures reflect deductions for returned goods and allowances, but not for trade-in allowances; they exclude sales and excise taxes collected from customers and paid directly to any taxing agency.

Proprietors.—"Active proprietors..." represents owners and partners of unincorporated businesses who devoted the major portion of their time to the business in November 1948.

Employment.—"Number of paid employees..." represents all employees on the pay roll for the pay period ending nearest November 15, 1948. "Full workweek" employees, whether regular or seasonal, are those who in the November 15 pay period were paid for working at least the number of hours typically worked in a week by employees of the reporting establishment.



1948 CENSUS OF BUSINESS

RETAIL, WHOLESALE, SERVICE TRADES

U. S. DEPARTMENT OF COMMERCE
BUREAU OF THE CENSUS

PRELIMINARY

For Release April 5, 1950

Release Series BC-1P- 03-006

BRADLEY COUNTY, ARK.

Retail, wholesale, and service establishments located in Bradley County, Arkansas, showed a substantial expansion in dollar volume of trade from 1939 to 1948 according to preliminary figures from the 1948 Census of Business released today by the Bureau of the Census, U. S. Department of Commerce.

Retail sales in the county during 1948 aggregated \$9.3 million, an increase of 232 percent over the \$2.8 million in 1939, when the preceding Census of Business was taken. Wholesale sales in the county reached a total of \$2.6 million in 1948 as compared with \$0.9 million in 1939. The service trades included in the Census of Business recorded receipts totaling \$278,000 in 1948 compared with \$106,000 in 1939.

Employment in the county also rose over the 9-year period between 1939 and 1948 for the above trades. Establishments in these trades reported a combined total of 548 paid employees for the workweek ended nearest November 15, 1948. This compared with a total of 403 employees reported for the week of November 15, 1939.

These preliminary figures have been derived from a Census report on Bradley County, Arkansas, which also includes data for the city of Warren. Final figures, superseding the preliminary data for Bradley County, will be included in a Bulletin for the State of Arkansas to be issued in several months. Similar data will be made available this year in preliminary and final form for each of the counties and States. A single copy of the preliminary release for Bradley County as well as an order blank for other area releases may be obtained by writing to the Bureau of the Census, Washington 25, D. C.

Table 1.—CENSUS OF BUSINESS PRELIMINARY RESULTS FOR 1948, BY TRADE GROUP

BRADLEY COUNTY, ARK.

Trade group and kind of business	Number of establishments	1948 sales and receipts (Thousand dollars)	Active proprietors of unincorporated businesses Nov. 1948	Paid employees, workweek ended nearest Nov. 15, 1948	
				Total employees ¹	Full workweek employees
RETAIL TRADE, total.....	176	9,287	180	447	363
Food group.....	63	1,662	62	57	47
Eating and drinking places.....	31	388	33	37	30
General merchandise grp, general stores	19	2,330	17	151	105
Automotive group.....	11	2,095	14	60	57
Gasoline service stations.....	17	384	18	35	22
Lumber-building-hardware group.....	10	896	10	39	39
Drug and proprietary stores.....	5	202	7	14	11
All other retail stores.....	20	1,330	19	54	52
WHOLESALE TRADE.....	13	2,598	9	43	x
SELECTED SERVICE TRADES, ² /total.....	38	278	40	58	51
Personal services.....	25	182	28	48	41
All other service trades.....	13	96	12	10	10

x Not available.

¹/ Includes employees paid for less than the full workweek.

²/ See General Description on last page for changes from the 1939 Census of Business in the coverage of Service Trades.

... of the ...
... of the ...
... of the ...

... of the ...
... of the ...
... of the ...

... of the ...
... of the ...
... of the ...

... of the ...
... of the ...
... of the ...

1948 CENSUS OF BUSINESS

RETAIL, WHOLESALE, SERVICE TRADES

U. S. DEPARTMENT OF COMMERCE
BUREAU OF THE CENSUS

PRELIMINARY

For Release May 15, 1950

Release Series BC-1P-03-007

CALHOUN COUNTY, ARK.

Retail and service establishments located in Calhoun County, Arkansas, showed a substantial expansion in dollar volume of trade from 1939 to 1948 according to preliminary figures from the 1948 Census of Business released today by the Bureau of the Census, U. S. Department of Commerce.

Retail sales in the county during 1948 aggregated \$1.7 million, an increase of 183 percent over the \$0.6 million in 1939, when the preceding Census of Business was taken. The service trades included in the Census of Business recorded receipts totaling \$33,000 in 1948 compared with \$8,000 in 1939.

Employment in the county also rose over the 9-year period between 1939 and 1948 for the above trades. Establishments in these trades reported a combined total of 72 paid employees for the workweek ended nearest November 15, 1948. This compared with a total of 44 employees reported for the week of November 15, 1939.

These preliminary figures have been derived from a Census report on Calhoun County, Arkansas. Final figures, superseding the preliminary data for Calhoun County, will be included in a Bulletin for the State of Arkansas to be issued in several months. Similar data will be made available this year in preliminary and final form for each of the counties and States. A single copy of the preliminary release for Calhoun County as well as an order blank for other area releases may be obtained by writing to the Bureau of the Census, Washington 25, D. C.

Table 1.—CENSUS OF BUSINESS PRELIMINARY RESULTS FOR 1948, BY TRADE GROUP

CALHOUN COUNTY, ARK.

Trade group and kind of business	Number of establishments	1948 sales and receipts (Thousand dollars)	Active proprietors of unincorporated businesses Nov. 1948	Paid employees, workweek ended nearest Nov. 15, 1948	
				Total employees ¹	Full workweek employees
RETAIL TRADE, total.....	70	1,727	68	64	54
Food group.....	25	420	24	6	4
Eating and drinking places.....	11	62	11	13	10
Gasoline service stations.....	7	104	7	4	4
All other retail stores.....	27	1,141	26	41	36
SELECTED SERVICE TRADES ^{2/}	8	33	8	8	7

^{1/} Includes employees paid for less than the full workweek.

^{2/} See General Description on last page for changes from the 1939 Census of Business in the coverage of Service Trades.

GENERAL DESCRIPTION OF PRELIMINARY RELEASES FOR THE 1948 CENSUS OF BUSINESS

This series of releases, of which one is planned for each county in the United States, presents preliminary results of the 1948 Census of Business. The information is based on reports submitted by business establishments for that Census. The figures shown are preliminary, and are subject to revision in the final Census publications, but the changes are expected to be relatively minor with respect to coverage. The final Census figures will be issued in a series of Business Census bulletins which will show additional detailed kind-of-business information for all places where there are a sufficient number of establishments.

The 1948 Census of Business was taken under the provision of the Act of June 19, 1948, which provides that the Business Census be taken for 1948 and for each fifth year thereafter. Previous Business Censuses were taken for the years 1929, 1933, 1935, and 1939.

Scope of the Census.—The 1948 Census of Business covered all establishments in the following trades, as defined by the Standard Industrial Classification Manual, May 1949 issue, of the Executive Office of the President: all retail trades; all wholesale trades; all service trades in the following four groups—personal services, business services, automobile repairs and services, and miscellaneous repair services; hotels; tourist courts and camps; and amusements, including motion picture theaters. Some important services not covered are radio broadcasting and television, medical and health, legal, educational, nonprofit, accounting, and domestic services.

This coverage is similar to that of the 1939 Business Census. However, "custom trades" and "services incidental to transportation," which are no longer included in the standard classification of the service trades, are not covered by the 1948 Census. In a number of localities, these exclusions as well as other changes in the standard classification may have a considerable effect in comparing

1948 with 1939 data, particularly with respect to establishment count.

Establishment definition.—For Census purposes, a business establishment is defined to include only enterprises conducted from a recognizable place of business, provided that the annual sales were in excess of \$5,000 for a wholesale trade establishment and \$500 for establishments in other trades. A detailed analysis of coverage will be provided in future Census of Business publications.

"Number of establishments" is the number of separate business locations, rather than the number of business companies or organizations, since the Census figures represent information reported separately for each business location or establishment. The establishment count reflects the number of places in business at the end of 1948 excluding administrative and executive offices of multiunit organizations, and "chain store" warehouses.

Sales and receipts.—"1948 sales and receipts" represents sales of merchandise and receipts from repairs and other services to customers. The figures reflect deductions for returned goods and allowances, but not for trade-in allowances; they exclude sales and excise taxes collected from customers and paid directly to any taxing agency.

Proprietors.—"Active proprietors..." represents owners and partners of unincorporated businesses who devoted the major portion of their time to the business in November 1948.

Employment.—"Number of paid employees..." represents all employees on the pay roll for the pay period ending nearest November 15, 1948. "Full workweek" employees, whether regular or seasonal, are those who in the November 15 pay period were paid for working at least the number of hours typically worked in a week by employees of the reporting establishment.

1948 CENSUS OF BUSINESS

RETAIL, WHOLESALE, SERVICE TRADES

U. S. DEPARTMENT OF COMMERCE
BUREAU OF THE CENSUS

PRELIMINARY

For Release March 6, 1950

Release Series BC-1P-03-008

CARROLL COUNTY, ARK.

Retail, wholesale, and service establishments located in Carroll County, Arkansas, showed a substantial expansion in dollar volume of trade from 1939 to 1948 according to preliminary figures from the 1948 Census of Business released today by the Bureau of the Census, U. S. Department of Commerce.

Retail sales in the county during 1948 aggregated \$5.8 million, an increase of 262 percent over the \$1.6 million in 1939, when the preceding Census of Business was taken. Wholesale sales in the county reached a total of \$2.9 million in 1948 as compared with \$0.6 million in 1939. The service trades included in the Census of Business recorded receipts totaling \$179,000 in 1948 compared with \$93,000 in 1939.

Employment in the county also rose over the nine-year period between 1939 and 1948 for the above trades. Establishments in these trades recorded 354 paid employees for the workweek ended nearest November 15, 1948. This compared with a total of 193 employees reported for the week of November 15, 1939.

These preliminary figures have been derived from a Census report on Carroll County, Arkansas. Final figures superseding the preliminary data, for Carroll County will be included in a Bulletin for the State of Arkansas to be issued in several months. Similar data will be made available this year in preliminary and final form for each of the counties and States. A single copy of the preliminary release for Carroll County as well as an order blank for other area releases may be obtained by writing to the Bureau of the Census, Washington 25, D. C.

Table 1.—CENSUS OF BUSINESS PRELIMINARY RESULTS FOR 1948, BY TRADE GROUP
CARROLL COUNTY, ARK.

Trade group and kind of business	Number of establishments	1948 sales and receipts (Thousand dollars)	Active proprietors of unincorporated businesses Nov. 1948	Paid employees, workweek ended nearest Nov. 15, 1948	
				Total employees ¹	Full workweek employees
RETAIL TRADE, total.....	211	5,787	226	283	220
Food group.....	51	1,311	54	34	27
Eating and drinking places.....	31	394	34	68	46
General merchandise grp, general stores.	16	517	15	36	28
Apparel group.....	Included with "all other retail stores"				
Furniture-home furnishgs-appliance grp.	15	385	16	15	10
Automotive group.....	20	905	22	50	49
Gasoline service stations.....	16	269	16	15	11
Lumber-building-hardware group.....	12	465	14	17	13
Drug and proprietary stores.....	8	274	11	22	18
All other retail stores.....	42	1,267	44	26	18
WHOLESALE TRADE.....	14	2,880	7	41	x
SELECTED SERVICE TRADES, ^{2/} total.....	38	179	43	30	27
Personal services.....	28	137	30	26	23
All other service trades.....	10	42	13	4	4
TOURIST COURTS AND CAMPS.....	13	42	14	2	1
AMUSEMENTS.....	7	66	6	9	x

x Not available.

1/ Includes employees paid for less than the full workweek.

2/ See General Description on last page for changes from the 1939 Census of Business in the coverage of Service Trades.

GENERAL DESCRIPTION OF PRELIMINARY RELEASES FOR THE 1948 CENSUS OF BUSINESS

This series of releases, of which one is planned for each county in the United States, presents preliminary results of the 1948 Census of Business. The information is based on reports submitted by business establishments for that Census. The figures shown are preliminary, and are subject to revision in the final Census publications, but the changes are expected to be relatively minor with respect to coverage. The final Census figures will be issued in a series of Business Census bulletins which will show additional detailed kind-of-business information for all places where there are a sufficient number of establishments.

The 1948 Census of Business was taken under the provision of the Act of June 19, 1948, which provides that the Business Census be taken for 1948 and for each fifth year thereafter. Previous Business Censuses were taken for the years 1929, 1933, 1936, and 1939.

Scope of the Census.—The 1948 Census of Business covered all establishments in the following trades, as defined by the Standard Industrial Classification Manual, May 1949 issue, of the Executive Office of the President: all retail trades; all wholesale trades; all service trades in the following four groups—personal services, business services, automobile repairs and services, and miscellaneous repair services; hotels; tourist courts and camps; and amusements, including motion picture theaters. Some important services not covered are radio broadcasting and television, medical and health, legal, educational, nonprofit, accounting, and domestic services.

This coverage is similar to that of the 1939 Business Census. However, "custom trades" and "services incidental to transportation," which are no longer included in the standard classification of the service trades, are not covered by the 1948 Census. In a number of localities, these exclusions as well as

other changes in the standard classification may have a considerable effect in comparing 1948 with 1939 data, particularly with respect to establishment count.

Establishment definition.—For Census purposes, a business establishment is defined to include only enterprises conducted from a recognizable place of business, provided that the annual sales were in excess of \$5,000 for a wholesale trade establishment and \$500 for establishments in other trades. A detailed analysis of coverage will be provided in future Censuses of Business publications.

"Number of establishments" is the number of separate business locations, rather than the number of business companies or organizations, since the Census figures represent information reported separately for each business location or establishment. The establishment count reflects the number of places in business at the end of 1948 excluding administrative and executive offices of multinational organizations, and "chain store" warehouses.

Sales and receipts.—"1948 sales and receipts" represents sales of merchandise and receipts from repairs and other services to customers. The figures reflect deductions for returned goods and allowances, but not for trade-in allowances; they exclude sales and excise taxes collected from customers and paid directly to any taxing agency.

Proprietors.—"Active proprietors..." represents owners and partners of unincorporated businesses who devoted the major portion of their time to the business in November 1948.

Employment.—"Number of paid employees..." represents all employees on the pay roll for the pay period ending nearest November 15, 1948. "Full workweek" employees, whether regular or seasonal, are those who in the November 15 pay period were paid for working at least the number of hours typically worked in a week by employees of the reporting establishment.

1948 CENSUS OF BUSINESS

U. S. DEPARTMENT OF COMMERCE
BUREAU OF THE CENSUS

RETAIL, WHOLESALE, SERVICE TRADES

PRELIMINARY

For Release April 3, 1950

Release Series BC-1P- 03-009

CHICOT COUNTY, ARK.

Retail, wholesale, and service establishments located in Chicot County, Arkansas, showed a substantial expansion in dollar volume of trade from 1939 to 1948 according to preliminary figures from the 1948 Census of Business released today by the Bureau of the Census, U. S. Department of Commerce.

Retail sales in the county during 1948 aggregated \$10.3 million, an increase of 243 percent over the \$3.0 million in 1939, when the preceding Census of Business was taken. Wholesale sales in the county reached a total of \$11.2 million in 1948 as compared with \$3.0 million in 1939. The service trades included in the Census of Business recorded receipts totaling \$335,000 in 1948 compared with \$164,000 in 1939.

Employment in the county also rose over the 9-year period between 1939 and 1948 for the above trades. Establishments in these trades reported a combined total of 719 paid employees for the workweek ended nearest November 15, 1948. This compared with a total of 541 employees reported for the week of November 15, 1939.

These preliminary figures have been derived from a Census report on Chicot County, Arkansas, which also includes data for the city of Dermott. Final figures, superseding the preliminary data for Chicot County, will be included in a Bulletin for the State of Arkansas to be issued in several months. Similar data will be made available this year in preliminary and final form for each of the counties and States. A single copy of the preliminary release for Chicot County as well as an order blank for other area releases may be obtained by writing to the Bureau of the Census, Washington 25, D. C.

Table 1.—CENSUS OF BUSINESS PRELIMINARY RESULTS FOR 1948, BY TRADE GROUP
CHICOT COUNTY, ARK.

Trade group and kind of business	Number of establishments	1948 sales and receipts (Thousand dollars)	Active proprietors of unincorporated businesses Nov. 1948	Paid employees, workweek ended nearest Nov. 15, 1948	
				Total employees ¹	Full workweek employees
RETAIL TRADE, total	252	10,285	260	509	421
Food group.....	101	2,603	103	85	62
Eating and drinking places.....	41	380	44	69	61
General merchandise grp, general stores.	26	1,420	27	82	51
Apparel group.....	10	660	12	35	30
Furniture-home furnishgs-appliance grp.	7	333	5	20	18
Automotive group.....	11	1,340	14	56	55
Gasoline service stations.....	19	512	23	40	38
Lumber-building-hardware group.....	21	2,475	17	90	84
Drug and proprietary stores.....	5	319	6	22	16
All other retail stores.....	11	243	9	10	6
WHOLESALE TRADE, total	22	11,182	15	125	x
Merchant wholesalers.....	6	4,469	1	81	x
Other wholesale.....	16	6,713	14	44	x
SELECTED SERVICE TRADES,²/total	51	335	54	85	84
Personal services.....	36	291	37	82	81
All other service trades.....	15	44	17	3	3

x Not available.
 1/ Includes employees paid for less than the full workweek.
 2/ See General Description on last page for changes from the 1939 Census of Business in the coverage of Service Trades.

Table 2.—CENSUS OF BUSINESS PRELIMINARY RESULTS FOR 1948 FOR CITIES OF 2,500 INHABITANTS OR MORE
CHICOT COUNTY, ARK.

(Data omitted for trade groups where necessary to avoid disclosure)

City and trade group ¹	Number of establishments	1948 sales and receipts (Thousand dollars)	Active proprietors of unincorporated businesses Nov. 1948	Paid employees, workweek ended nearest Nov. 15, 1948	
				Total employees ²	Full workweek employees
Dermott:					
Retail trade.....	65	2,592	68	130	106
Selected service trades....	18	117	19	27	27
Remainder of county:					
Retail trade.....	187	7,693	192	379	315
Selected service trades....	33	218	35	58	57

^{1/} See General Description on this page for changes from the 1939 Census of Business in the coverage of Service Trades.

^{2/} Includes employees paid for less than the full workweek.

GENERAL DESCRIPTION OF PRELIMINARY RELEASES FOR THE 1948 CENSUS OF BUSINESS

This series of releases, of which one is planned for each county in the United States, presents preliminary results of the 1948 Census of Business. The information is based on reports submitted by business establishments for that Census. The figures shown are preliminary, and are subject to revision in the final Census publications, but the changes are expected to be relatively minor with respect to coverage. The final Census figures will be issued in a series of Business Census bulletins which will show additional detailed kind-of-business information for all places where there are a sufficient number of establishments.

The 1948 Census of Business was taken under the provision of the Act of June 19, 1948, which provides that the Business Census be taken for 1948 and for each fifth year thereafter. Previous Business Censuses were taken for the years 1929, 1933, 1935, and 1939.

Scope of the Census.—The 1948 Census of Business covered all establishments in the following trades, as defined by the Standard Industrial Classification Manual, May 1949 issue, of the Executive Office of the President: all retail trades; all wholesale trades; all service trades in the following four groups—personal services, business services, automobile repairs and services, and miscellaneous repair services; hotels; tourist courts and camps; and amusements, including motion picture theaters. Some important services not covered are radio broadcasting and television, medical and health, legal, educational, nonprofit, accounting, and domestic services.

This coverage is similar to that of the 1939 Business Census. However, "custom trades" and "services incidental to transportation," which are no longer included in the standard classification of the service trades, are not covered by the 1948 Census. In a number of localities, these exclusions as well as

other changes in the standard classification may have a considerable effect in comparing 1948 with 1939 data, particularly with respect to establishment count.

Establishment definition.—For Census purposes, a business establishment is defined to include only enterprises conducted from a recognizable place of business, provided that the annual sales were in excess of \$5,000 for a wholesale trade establishment and \$500 for establishments in other trades. A detailed analysis of coverage will be provided in future Census of Business publications.

"Number of establishments" is the number of separate business locations, rather than the number of business companies or organizations, since the Census figures represent information reported separately for each business location or establishment. The establishment count reflects the number of places in business at the end of 1948 excluding administrative and executive offices of multiunit organizations, and "chain store" warehouses.

Sales and receipts.—"1948 sales and receipts" represents sales of merchandise and receipts from repairs and other services to customers. The figures reflect deductions for returned goods and allowances, but not for trade-in allowances; they exclude sales and excise taxes collected from customers and paid directly to any taxing agency.

Proprietors.—"Active proprietors..." represents owners and partners of unincorporated businesses who devoted the major portion of their time to the business in November 1948.

Employment.—"Number of paid employees..." represents all employees on the pay roll for the pay period ending nearest November 15, 1948. "Full workweek" employees, whether regular or seasonal, are those who in the November 15 pay period were paid for working at least the number of hours typically worked in a week by employees of the reporting establishment.

1948 CENSUS OF BUSINESS

RETAIL, WHOLESALE, SERVICE TRADES

U. S. DEPARTMENT OF COMMERCE
BUREAU OF THE CENSUS

PRELIMINARY

For Release April 3, 1950

Release Series BC-1P-03--010

CLARK COUNTY, ARK.

Retail, wholesale, and service establishments located in Clark County, Arkansas, showed a substantial expansion in dollar volume of trade from 1939 to 1948 according to preliminary figures from the 1948 Census of Business released today by the Bureau of the Census, U. S. Department of Commerce.

Retail sales in the county during 1948 aggregated \$12.3 million, an increase of 262 percent over the \$3.4 million in 1939, when the preceding Census of Business was taken. Wholesale sales in the county reached a total of \$4.2 million in 1948 as compared with \$1.1 million in 1939. The service trades included in the Census of Business recorded receipts totaling \$545,000 in 1948 compared with \$187,000 in 1939.

Employment in the county also rose over the 9-year period between 1939 and 1948 for the above trades. Establishments in these trades reported a combined total of 781 paid employees for the workweek ended nearest November 15, 1948. This compared with a total of 478 employees reported for the week of November 15, 1939.

These preliminary figures have been derived from a Census report on Clark County, Arkansas, which also includes data for the city of Arkadelphia. Final figures, superseding the preliminary data for Clark County, will be included in a Bulletin for the State of Arkansas to be issued in several months. Similar data will be made available this year in preliminary and final form for each of the counties and States. A single copy of the preliminary release for Clark County as well as an order blank for other area releases may be obtained by writing to the Bureau of the Census, Washington 25, D. C.

Table 1.—CENSUS OF BUSINESS PRELIMINARY RESULTS FOR 1948, BY TRADE GROUP
CLARK COUNTY, ARK.

Trade group and kind of business	Number of establishments	1948 sales and receipts (Thousand dollars)	Active proprietors of unincorporated businesses Nov. 1948	Paid employees, workweek ended nearest Nov. 15, 1948	
				Total employees ¹	Full workweek employees
RETAIL TRADE, total.....	278	12,271	286	610	471
Food group.....	74	2,627	76	80	56
Eating and drinking places.....	44	382	50	77	67
General merchandise grp, general stores.	22	1,623	22	115	71
Apparel group.....	15	779	17	47	27
Furniture-home furnishgs-appliance grp.	14	520	12	21	16
Automotive group.....	21	3,016	21	93	92
Gasoline service stations.....	41	1,011	39	51	40
Lumber-building-hardware group.....	17	1,485	14	62	57
Drug and proprietary stores.....	8	375	11	33	25
All other retail stores.....	22	453	24	29	20
WHOLESALE TRADE, total.....	24	4,246	20	62	x
Merchant wholesalers.....	10	2,318	7	46	x
Other wholesale.....	14	1,928	13	16	x
SELECTED SERVICE TRADES, ² /total.....	82	545	90	109	94
Personal services.....	49	333	52	83	70
All other service trades.....	33	212	38	26	24
HOTELS.....	6	189	9	52	47
TOURIST COURTS AND CAMPS.....	9	24	10	3	3

x Not available.

¹/ Includes employees paid for less than the full workweek.

²/ See General Description on last page for changes from the 1939 Census of Business in the coverage of Service Trades.

Table 2.—CENSUS OF BUSINESS PRELIMINARY RESULTS FOR 1948 FOR CITIES OF 2,500 INHABITANTS OR MORE

CLARK COUNTY, ARK.

(Data omitted for trade groups where necessary to avoid disclosure)

City and trade group ¹	Number of establishments	1948 sales and receipts (Thousand dollars)	Active proprietors of unincorporated businesses Nov. 1948	Paid employees, workweek ended nearest Nov. 15, 1948	
				Total employees ²	Full workweek employees
Arkadelphia:					
Retail trade.....	133	8,045	131	421	322
Selected service trades...	50	400	53	86	75
Remainder of county:					
Retail trade.....	145	4,226	155	189	149
Selected service trades...	32	145	37	23	19

1/ See General Description on this page for changes from the 1939 Census of Business in the coverage of Service Trades.

2/ Includes employees paid for less than the full workweek.

GENERAL DESCRIPTION OF PRELIMINARY RELEASES FOR THE 1948 CENSUS OF BUSINESS

This series of releases, of which one is planned for each county in the United States, presents preliminary results of the 1948 Census of Business. The information is based on reports submitted by business establishments for that Census. The figures shown are preliminary, and are subject to revision in the final Census publications, but the changes are expected to be relatively minor with respect to coverage. The final Census figures will be issued in a series of Business Census bulletins which will show additional detailed kind-of-business information for all places where there are a sufficient number of establishments.

The 1948 Census of Business was taken under the provision of the Act of June 19, 1948, which provides that the Business Census be taken for 1948 and for each fifth year thereafter. Previous Business Censuses were taken for the years 1929, 1933, 1935, and 1939.

Scope of the Census.—The 1948 Census of Business covered all establishments in the following trades, as defined by the Standard Industrial Classification Manual, May 1949 issue, of the Executive Office of the President: all retail trades; all wholesale trades; all service trades in the following four groups—personal services, business services, automobile repairs and services, and miscellaneous repair services; hotels; tourist courts and camps; and amusements, including motion picture theaters. Some important services not covered are radio broadcasting and television, medical and health, legal, educational, nonprofit, accounting, and domestic services.

This coverage is similar to that of the 1939 Business Census. However, "custom trades" and "services incidental to transportation," which are no longer included in the standard classification of the service trades, are not covered by the 1948 Census. In a number of localities, these exclusions as well as

other changes in the standard classification may have a considerable effect in comparing 1948 with 1939 data, particularly with respect to establishment count.


Establishment definition.—For Census purposes, a business establishment is defined to include only enterprises conducted from a recognizable place of business, provided that the annual sales were in excess of \$5,000 for a wholesale trade establishment and \$500 for establishments in other trades. A detailed analysis of coverage will be provided in future Censuses of Business publications.

"Number of establishments" is the number of separate business locations, rather than the number of business companies or organizations, since the Census figures represent information reported separately for each business location or establishment. The establishment count reflects the number of places in business at the end of 1948 excluding administrative and executive offices of multiunit organizations, and "chain store" warehouses.

Sales and receipts.—"1948 sales and receipts" represents sales of merchandise and receipts from repairs and other services to customers. The figures reflect deductions for returned goods and allowances, but not for trade-in allowances; they exclude sales and excise taxes collected from customers and paid directly to any taxing agency.

Proprietors.—"Active proprietors..." represents owners and partners of unincorporated businesses who devoted the major portion of their time to the business in November 1948.

Employment.—"Number of paid employees..." represents all employees on the pay roll for the pay period ending nearest November 15, 1948. "Full workweek" employees, whether regular or seasonal, are those who in the November 15 pay period were paid for working at least the number of hours typically worked in a week by employees of the reporting establishment.



1948 CENSUS OF BUSINESS

RETAIL, WHOLESALE, SERVICE TRADES

U. S. DEPARTMENT OF COMMERCE
BUREAU OF THE CENSUS

PRELIMINARY

For Release April 5, 1950

Release Series BC-1P-03-011

CLAY COUNTY, ARK.

Retail, wholesale, and service establishments located in Clay County, Arkansas, showed a substantial expansion in dollar volume of trade from 1939 to 1948 according to preliminary figures from the 1948 Census of Business released today by the Bureau of the Census, U. S. Department of Commerce.

Retail sales in the county during 1948 aggregated \$10.3 million, an increase of 312 percent over the \$2.5 million in 1939, when the preceding Census of Business was taken. Wholesale sales in the county reached a total of \$9.0 million in 1948 as compared with \$0.7 million in 1939. The service trades included in the Census of Business recorded receipts totaling \$777,000 in 1948 compared with \$141,000 in 1939.

Employment in the county also rose over the 9-year period between 1939 and 1948 for the above trades. Establishments in these trades reported a combined total of 632 paid employees for the workweek ended nearest November 15, 1948. This compared with a total of 410 employees reported for the week of November 15, 1939.

These preliminary figures have been derived from a Census report on Clay County, Arkansas. Final figures, superseding the preliminary data for Clay County, will be included in a Bulletin for the State of Arkansas to be issued in several months. Similar data will be made available this year in preliminary and final form for each of the counties and States. A single copy of the preliminary release for Clay County as well as an order blank for other area releases may be obtained by writing to the Bureau of the Census, Washington 25, D. C.

Table 1.—CENSUS OF BUSINESS PRELIMINARY RESULTS FOR 1948, BY TRADE GROUP
CLAY COUNTY, ARK.

Trade group and kind of business	Number of establishments	1948 sales and receipts (Thousand dollars)	Active proprietors of unincorporated businesses Nov. 1948	Paid employees, workweek ended nearest Nov. 15, 1948	
				Total employees ¹	Full workweek employees
RETAIL TRADE, total.....	293	10,259	310	394	355
Food group.....	103	2,258	106	68	58
Eating and drinking places.....	42	261	45	27	25
General merchandise grp, general stores..	36	1,393	37	72	55
Apparel group.....	11	588	11	28	24
Furniture-home furnishgs-appliance grp..	16	976	19	31	30
Automotive group.....	16	1,759	15	58	58
Gasoline service stations.....	23	246	27	12	11
Lumber-building-hardware group.....	18	1,835	23	52	50
Drug and proprietary stores.....	8	269	8	15	13
All other retail stores.....	20	674	19	31	31
WHOLESALE TRADE.....	43	9,026	36	146	x
SELECTED SERVICE TRADES, ² /total.....	99	777	101	92	86
Personal services.....	48	519	49	63	59
All other service trades.....	51	258	52	29	27
MUSEMENTS.....	12	166	14	18	x

Not available.

¹ Includes employees paid for less than the full workweek.

² See General Description on last page for changes from the 1939 Census of Business in the coverage of Service Trades.

GENERAL DESCRIPTION OF PRELIMINARY RELEASES FOR THE
1948 CENSUS OF BUSINESS

1948 with 1939 data, particularly with respect to establishment count.

Establishment definition.—For Census purposes, a business establishment is defined to include only enterprises conducted from a recognizable place of business, provided that the annual sales were in excess of \$5,000 for a wholesale trade establishment and \$500 for establishments in other trades. A detailed analysis of coverage will be provided in future Census of Business publications.

"Number of establishments" is the number of separate business locations, rather than the number of business companies or organizations, since the Census figures represent information reported separately for each business location or establishment. The establishment count reflects the number of places in business at the end of 1948 excluding administrative and executive offices of multiunit organizations, and "chain store" warehouses.

Sales and receipts.—"1948 sales and receipts" represents sales of merchandise and receipts from repairs and other services to customers. The figures reflect deductions for returned goods and allowances, but not for trade-in allowances; they exclude sales and excise taxes collected from customers and paid directly to any taxing agency.

Proprietors.—"Active proprietors..." represents owners and partners of unincorporated businesses who devoted the major portion of their time to the business in November 1948.

Employment.—"Number of paid employees..." represents all employees on the pay roll for the pay period ending nearest November 15, 1948. "Full workweek" employees, whether regular or seasonal, are those who in the November 15 pay period were paid for working at least the number of hours typically worked in a week by employees of the reporting establishment.

This series of releases, of which one is planned for each county in the United States, presents preliminary results of the 1948 Census of Business. The information is based on reports submitted by business establishments for that Census. The figures shown are preliminary, and are subject to revision in the final Census publications, but the changes are expected to be relatively minor with respect to coverage. The final Census figures will be issued in a series of Business Census bulletins which will show additional detailed kind-of-business information for all places where there are a sufficient number of establishments.

The 1948 Census of Business was taken under the provision of the Act of June 19, 1948, which provides that the Business Census be taken for 1948 and for each fifth year thereafter. Previous Business Censuses were taken for the years 1929, 1933, 1935, and 1939.

Scope of the Census.—The 1948 Census of Business covered all establishments in the following trades, as defined by the Standard Industrial Classification Manual, May 1949 issue, of the Executive Office of the President: all retail trades; all wholesale trades; all service trades in the following four groups—personal services, business services, automobile repairs and services, and miscellaneous repair services; hotels; tourist courts and camps; and amusements, including motion picture theaters. Some important services not covered are radio broadcasting and television, medical and health, legal, educational, nonprofit, accounting, and domestic services.

This coverage is similar to that of the 1939 Business Census. However, "custom trades" and "services incidental to transportation," which are no longer included in the standard classification of the service trades, are not covered by the 1948 Census. In a number of localities, these exclusions as well as other changes in the standard classification may have a considerable effect in comparing

1948 CENSUS OF BUSINESS

RETAIL, WHOLESALE, SERVICE TRADES

U. S. DEPARTMENT OF COMMERCE
BUREAU OF THE CENSUS

PRELIMINARY

For Release April 10, 1950

Release Series BC-1P- 03-012

CLEBURNE COUNTY, ARK.

Retail, wholesale, and service establishments located in Cleburne County, Arkansas, showed a substantial expansion in dollar volume of trade from 1939 to 1948 according to preliminary figures from the 1948 Census of Business released today by the Bureau of the Census, U. S. Department of Commerce.

Retail sales in the county during 1948 aggregated \$3.1 million, an increase of 244 percent over the \$0.9 million in 1939, when the preceding Census of Business was taken. Wholesale sales in the county reached a total of \$1.8 million in 1948 as compared with \$0.7 million in 1939. The service trades included in the Census of Business recorded receipts totaling \$94,000 in 1948 compared with \$41,000 in 1939.

Employment in the county also rose over the 9-year period between 1939 and 1948 for the above trades. Establishments in these trades reported a combined total of 196 paid employees for the workweek ended nearest November 15, 1948. This compared with a total of 96 employees reported for the week of November 15, 1939.

These preliminary figures have been derived from a Census report on Cleburne County, Arkansas. Final figures, superseding the preliminary data for Cleburne County, will be included in a Bulletin for the State of Arkansas to be issued in several months. Similar data will be made available this year in preliminary and final form for each of the counties and States. A single copy of the preliminary release for Cleburne County as well as an order blank for other area releases may be obtained by writing to the Bureau of the Census, Washington 25, D. C.

Table 1.—CENSUS OF BUSINESS PRELIMINARY RESULTS FOR 1948, BY TRADE GROUP
CLEBURNE COUNTY, ARK.

Trade group and kind of business	Number of establishments	1948 sales and receipts (Thousand dollars)	Active proprietors of unincorporated businesses Nov. 1948	Paid employees, workweek ended nearest Nov. 15, 1948	
				Total employees ¹	Full workweek employees
RETAIL TRADE, total.....	150	3,133	160	120	92
Food group.....	82	690	86	11	8
Eating and drinking places.....	10	38	10	7	5
General merchandise grp, general stores.	10	464	13	21	16
Furniture—home furnishings—appliances grp	5	61	5	2	2
Automotive group.....	5	364	6	13	13
Gasoline service stations.....	12	282	13	22	21
Lumber—building—hardware group.....	6	307	7	15	13
Drug and proprietary stores.....	5	104	6	10	3
All other retail stores.....	15	823	14	19	11
WHOLESALE TRADE.....	13	1,781	10	61	x
SELECTED SERVICE TRADES, ^{2/} total.....	26	94	31	15	14
Personal services.....	16	72	18	11	11
All other service trades.....	10	22	13	4	3

x Not available.

^{1/} Includes employees paid for less than the full workweek.

^{2/} See General Description on this page for changes from the 1939 Census of Business in the coverage of Service Trades.

GENERAL DESCRIPTION OF PRELIMINARY RELEASES FOR THE 1948 CENSUS OF BUSINESS

This series of releases, of which one is planned for each county in the United States, presents preliminary results of the 1948 Census of Business. The information is based on reports submitted by business establishments for that Census. The figures shown are preliminary, and are subject to revision in the final Census publications, but the changes are expected to be relatively minor with respect to coverage. The final Census figures will be issued in a series of Business Census bulletins which will show additional detailed kind-of-business information for all places where there are a sufficient number of establishments.

The 1948 Census of Business was taken under the provision of the Act of June 19, 1948, which provides that the Business Censuses be taken for 1948 and for each fifth year thereafter. Previous Business Censuses were taken for the years 1929, 1933, 1935, and 1939.

Scope of the Census.—The 1948 Census of Business covered all establishments in the following trades, as defined by the Standard Industrial Classification Manual, May 1949 issue, of the Executive Office of the President: all retail trades; all wholesale trades; all service trades in the following four groups—personal services, business services, automobile repairs and services, and miscellaneous repair services; hotels; tourist courts and camps; and amusements, including motion picture theaters. Some important services not covered are radio broadcasting and television, medical and health, legal, educational, nonprofit, accounting, and domestic services.

This coverage is similar to that of the 1939 Business Censuses. However, "custom trades" and "services incidental to transportation," which are no longer included in the standard classification of the service trades, are not covered by the 1948 Censuses. In a number of localities, these exclusions as well as

other changes in the standard classification may have a considerable effect in comparing 1948 with 1939 data, particularly with respect to establishment count.

Establishment definition.—For Census purposes, a business establishment is defined to include only enterprises conducted from a recognizable place of business, provided that the annual sales were in excess of \$5,000 for a wholesale trade establishment and \$500 for establishments in other trades. A detailed analysis of coverage will be provided in future Census of Business publications.

"Number of establishments" is the number of separate business locations, rather than the number of business companies or organizations, since the Census figures represent information reported separately for each business location or establishment. The establishment count reflects the number of places in business at the end of 1948 excluding administrative and executive offices of multiunit organizations, and "chain store" warehouses.

Sales and receipts.—"1948 sales and receipts" represents sales of merchandise and receipts from repairs and other services to customers. The figures reflect deductions for returned goods and allowances, but not for trade-in allowances; they exclude sales and excise taxes collected from customers and paid directly to any taxing agency.

Proprietors.—"Active proprietors..." represents owners and partners of unincorporated businesses who devoted the major portion of their time to the business in November 1948.

Employment.—"Number of paid employees..." represents all employees on the pay roll for the pay period ending nearest November 15, 1948. "Full workweek" employees, whether regular or seasonal, are those who in the November 15 pay period were paid for working at least the number of hours typically worked in a week by employees of the reporting establishment.

1948 CENSUS OF BUSINESS

RETAIL, WHOLESALE, SERVICE TRADES

U. S. DEPARTMENT OF COMMERCE
BUREAU OF THE CENSUS

PRELIMINARY

For Release April 19, 1950

Release Series BC-1P-03-013

CLEVELAND COUNTY, ARK.

Retail and service establishments located in Cleveland County, Arkansas, showed a substantial expansion in dollar volume of trade from 1939 to 1948 according to preliminary figures from the 1948 Census of Business released today by the Bureau of the Census, U. S. Department of Commerce.

Retail sales in the county during 1948 aggregated \$1.7 million, an increase of 113 percent over the \$0.8 million in 1939, when the preceding Census of Business was taken. The service trades included in the Census of Business recorded receipts totaling \$64,000 in 1948 compared with \$32,000 in 1939.

Employment in the county decreased over the 9-year period between 1939 and 1948 for the above trades. Establishments in these trades reported a combined total of 49 paid employees for the workweek ended nearest November 15, 1948. This compared with a total of 60 employees reported for the week of November 15, 1939.

These preliminary figures have been derived from a Census report on Cleveland County, Arkansas. Final figures, superseding the preliminary data for Cleveland County, will be included in a Bulletin for the State of Arkansas to be issued in several months. Similar data will be made available this year in preliminary and final form for each of the counties and States. A single copy of the preliminary release for Cleveland County as well as an order blank for other area releases may be obtained by writing to the Bureau of the Census, Washington 25, D. C.

Table 1.—CENSUS OF BUSINESS PRELIMINARY RESULTS FOR 1948, BY TRADE GROUP

CLEVELAND COUNTY, ARK.

Trade group and kind of business	Number of establishments	1948 sales and receipts (Thousand dollars)	Active proprietors of unincorporated businesses Nov. 1948	Paid employees, workweek ended nearest Nov. 15, 1948	
				Total employees ¹	Full workweek employees
RETAIL TRADE, total.....	81	1,718	88	43	36
Food group.....	38	561	42	5	4
Eating and drinking places.....	10	41	10	4	4
Gasoline service stations.....	12	208	11	5	4
All other retail stores.....	21	908	25	29	24
SELECTED SERVICE TRADES ^{2/}	18	64	21	6	6

^{1/} Includes employees paid for less than the full workweek.

^{2/} See General Description on last page for changes from the 1939 Census of Business in the coverage of Service Trades.

GENERAL DESCRIPTION OF PRELIMINARY RELEASES FOR THE 1948 CENSUS OF BUSINESS

This series of releases, of which one is planned for each county in the United States, presents preliminary results of the 1948 Census of Business. The information is based on reports submitted by business establishments for that Census. The figures shown are preliminary, and are subject to revision in the final Census publications, but the changes are expected to be relatively minor with respect to coverage. The final Census figures will be issued in a series of Business Census bulletins which will show additional detailed kind-of-business information for all places where there are a sufficient number of establishments.

The 1948 Census of Business was taken under the provision of the Act of June 19, 1948, which provides that the Business Census be taken for 1948 and for each fifth year thereafter. Previous Business Censuses were taken for the years 1929, 1933, 1935, and 1939.

Scope of the Census.—The 1948 Census of Business covered all establishments in the following trades, as defined by the Standard Industrial Classification Manual, May 1949 issue, of the Executive Office of the President: all retail trades; all wholesale trades; all service trades in the following four groups—personal services, business services, automobile repairs and services, and miscellaneous repair services; hotels; tourist courts and camps; and amusements, including motion picture theaters. Some important services not covered are radio broadcasting and television, medical and health, legal, educational, nonprofit, accounting, and domestic services.

This coverage is similar to that of the 1939 Business Census. However, "custom trades" and "services incidental to transportation," which are no longer included in the standard classification of the service trades, are not covered by the 1948 Census. In a number of localities, these exclusions as well as other changes in the standard classification may have a considerable effect in comparing

1948 with 1939 data, particularly with respect to establishment count.

Establishment definition.—For Census purposes, a business establishment is defined to include only enterprises conducted from a recognizable place of business, provided that the annual sales were in excess of \$5,000 for a wholesale trade establishment and \$500 for establishments in other trades. A detailed analysis of coverage will be provided in future Census of Business publications.

"Number of establishments" is the number of separate business locations, rather than the number of business companies or organizations, since the Census figures represent information reported separately for each business location or establishment. The establishment count reflects the number of places in business at the end of 1948 excluding administrative and executive offices of multiunit organizations, and "chain store" warehouses.

Sales and receipts.—"1948 sales and receipts" represents sales of merchandise and receipts from repairs and other services to customers. The figures reflect deductions for returned goods and allowances, but not for trade-in allowances; they exclude sales and excise taxes collected from customers and paid directly to any taxing agency.

Proprietors.—"Active proprietors..." represents owners and partners of unincorporated businesses who devoted the major portion of their time to the business in November 1948.

Employment.—"Number of paid employees..." represents all employees on the pay roll for the pay period ending nearest November 15, 1948. "Full workweek" employees, whether regular or seasonal, are those who in the November 15 pay period were paid for working at least the number of hours typically worked in a week by employees of the reporting establishment.

1948 CENSUS OF BUSINESS

RETAIL, WHOLESALE, SERVICE TRADES

U. S. DEPARTMENT OF COMMERCE
BUREAU OF THE CENSUS

PRELIMINARY

For Release April 10, 1950

Release Series BC-1P- 03-014

COLUMBIA COUNTY, ARK.

Retail, wholesale, and service establishments located in Columbia County, Arkansas, showed a substantial expansion in dollar volume of trade from 1939 to 1948 according to preliminary figures from the 1948 Census of Business released today by the Bureau of the Census, U. S. Department of Commerce.

Retail sales in the county during 1948 aggregated \$14.3 million, an increase of 240 percent over the \$4.2 million in 1939, when the preceding Census of Business was taken. Wholesale sales in the county reached a total of \$7.4 million in 1948 as compared with \$3.0 million in 1939. The service trades included in the Census of Business recorded receipts totaling \$931,000 in 1948 compared with \$167,000 in 1939.

Employment in the county also rose over the 9-year period between 1939 and 1948 for the above trades. Establishments in these trades reported a combined total of 826 paid employees for the workweek ended nearest November 15, 1948. This compared with a total of 601 employees reported for the week of November 15, 1939.

These preliminary figures have been derived from a Census report on Columbia County, Arkansas, which also includes data for the city of Magnolia. Final figures, superseding the preliminary data for Columbia County, will be included in a Bulletin for the State of Arkansas to be issued in several months. Similar data will be made available this year in preliminary and final form for each of the counties and States. A single copy of the preliminary release for Columbia County as well as an order blank for other area releases may be obtained by writing to the Bureau of the Census, Washington 25, D. C.

Table 1.—CENSUS OF BUSINESS PRELIMINARY RESULTS FOR 1948, BY TRADE GROUP

COLUMBIA COUNTY, ARK.

Trade group and kind of business	Number of establishments	1948 sales and receipts (Thousand dollars)	Active proprietors of unincorporated businesses Nov. 1948	Paid employees, workweek ended nearest Nov. 15, 1948	
				Total employees ¹	Full workweek employees
RETAIL TRADE, total.....	275	14,339	304	598	482
Food group.....	93	2,661	98	65	44
Eating and drinking places.....	20	399	21	57	50
General merchandise grp, general stores.....	57	2,460	57	128	75
Apparel group.....	19	1,198	26	41	33
Furniture-home furnishgs-appliance grp.....	10	741	14	22	21
Automotive group.....	13	3,233	16	85	85
Gasoline service stations.....	22	703	23	58	44
Lumber-building-hardware group.....	16	1,736	20	68	59
Drug and proprietary stores.....	10	562	14	29	26
All other retail stores.....	15	646	15	45	45
WHOLESALE TRADE, total.....	22	7,434	13	68	x
Merchant wholesalers.....	11	4,575	4	46	x
Other types of wholesalers.....	11	2,859	9	22	x
SELECTED SERVICE TRADES, ² /total.....	74	931	77	160	154
Personal services.....	42	468	46	110	106
All other service trades.....	32	463	31	50	48

x Not available.

¹/ Includes employees paid for less than the full workweek.

²/ See General Description on last page for changes from the 1939 Census of Business in the coverage of Service Trades.

Table 2.—CENSUS OF BUSINESS PRELIMINARY RESULTS FOR 1948 FOR CITIES OF 2,500 INHABITANTS OR MORE

COLUMBIA COUNTY, ARK.

(Data omitted for trade groups where necessary to avoid disclosure)

City and trade group ¹	Number of establishments	1948 sales and receipts (Thousand dollars)	Active proprietors of unincorporated businesses Nov. 1948	Paid employees, workweek ended nearest Nov. 15, 1948	
				Total employees ²	Full workweek employees
Magnolia:					
Retail trade.....	121	11,010	136	513	424
Selected service trades....	39	664	43	128	124
Remainder of county:					
Retail trade.....	154	3,329	168	85	58
Selected service trades....	35	267	34	32	30

1/ See General Description on this page for changes from the 1939 Census of Business in the coverage of Service Trades.

2/ Includes employees paid for less than the full workweek.

GENERAL DESCRIPTION OF PRELIMINARY RELEASES FOR THE 1948 CENSUS OF BUSINESS

This series of releases, of which one is planned for each county in the United States, presents preliminary results of the 1948 Census of Business. The information is based on reports submitted by business establishments for that Census. The figures shown are preliminary, and are subject to revision in the final Census publications, but the changes are expected to be relatively minor with respect to coverage. The final Census figures will be issued in a series of Business Census bulletins which will show additional detailed kind-of-business information for all places where there are a sufficient number of establishments.

The 1948 Census of Business was taken under the provision of the Act of June 19, 1948, which provides that the Business Census be taken for 1948 and for each fifth year thereafter. Previous Business Censuses were taken for the years 1929, 1933, 1935, and 1939.

Scope of the Census.—The 1948 Census of Business covered all establishments in the following trades, as defined by the Standard Industrial Classification Manual, May 1949 issue, of the Executive Office of the President: all retail trades; all wholesale trades; all service trades in the following four groups—personal services, business services, automobile repairs and services, and miscellaneous repair services; hotels; tourist courts and camps; and amusements, including motion picture theaters. Some important services not covered are radio broadcasting and television, medical and health, legal, educational, nonprofit, accounting, and domestic services.

This coverage is similar to that of the 1939 Business Census. However, "custom trades" and "services incidental to transportation," which are no longer included in the standard classification of the service trades, are not covered by the 1948 Census. In a number of localities, these exclusions as well as

other changes in the standard classification may have a considerable effect in comparing 1948 with 1939 data, particularly with respect to establishment count.

Establishment definition.—For Census purposes, a business establishment is defined to include only enterprises conducted from a recognizable place of business, provided that the annual sales were in excess of \$5,000 for a wholesale trade establishment and \$500 for establishments in other trades. A detailed analysis of coverage will be provided in future Census of Business publications.

"Number of establishments" is the number of separate business locations, rather than the number of business companies or organizations, since the Census figures represent information reported separately for each business location or establishment. The establishment count reflects the number of places in business at the end of 1948 excluding administrative and executive offices of multinational organizations, and "chain store" warehouses.

Sales and receipts.—"1948 sales and receipts" represents sales of merchandise and receipts from repairs and other services to customers. The figures reflect deductions for returned goods and allowances, but not for trade-in allowances; they exclude sales and excise taxes collected from customers and paid directly to any taxing agency.

Proprietors.—"Active proprietors..." represents owners and partners of unincorporated businesses who devoted the major portion of their time to the business in November 1948.

Employment.—"Number of paid employees..." represents all employees on the pay roll for the pay period ending nearest November 15, 1948. "Full workweek" employees, whether regular or seasonal, are those who in the November 15 pay period were paid for working at least the number of hours typically worked in a week by employees of the reporting establishment.

1948 CENSUS OF BUSINESS

RETAIL, WHOLESALE, SERVICE TRADES

U. S. DEPARTMENT OF COMMERCE
BUREAU OF THE CENSUS

PRELIMINARY

For Release April 5, 1950

Release Series BC-1P-03-015

CONWAY COUNTY, ARK.

Retail, wholesale, and service establishments located in Conway County, Arkansas, showed a substantial expansion in dollar volume of trade from 1939 to 1948 according to preliminary figures from the 1948 Census of Business released today by the Bureau of the Census, U. S. Department of Commerce.

Retail sales in the county during 1948 aggregated \$7.8 million, an increase of 225 percent over the \$2.4 million in 1939, when the preceding Census of Business was taken. Wholesale sales in the county reached a total of \$3.0 million in 1948 as compared with \$1.7 million in 1939. The service trades included in the Census of Business recorded receipts totaling \$325,000 in 1948 compared with \$90,000 in 1939.

Employment in the county also rose over the 9-year period between 1939 and 1948 for the above trades. Establishments in these trades reported a combined total of 496 paid employees for the workweek ended nearest November 15, 1948. This compared with a total of 337 employees reported for the week of November 15, 1939.

These preliminary figures have been derived from a Census report on Conway County, Arkansas, which also includes data for the city of Morrilton. Final figures, superseding the preliminary data for Conway County, will be included in a Bulletin for the State of Arkansas to be issued in several months. Similar data will be made available this year in preliminary and final form for each of the counties and States. A single copy of the preliminary release for Conway County as well as an order blank for other area releases may be obtained by writing to the Bureau of the Census, Washington 25, D. C.

Table 1.—CENSUS OF BUSINESS PRELIMINARY RESULTS FOR 1948, BY TRADE GROUP
CONWAY COUNTY, ARK.

Trade group and kind of business	Number of establishments	1948 sales and receipts (Thousand dollars)	Active proprietors of unincorporated businesses Nov. 1948	Paid employees, workweek ended nearest Nov. 15, 1948	
				Total employees ¹	Full workweek employees
RETAIL TRADE, total.....	225	7,782	237	395	318
Food group.....	94	1,576	96	38	32
Eating and drinking places.....	23	297	25	41	34
General merchandise grp, general stores	32	1,071	31	65	39
Apparel group.....	7	371	5	42	27
Furniture-home furnishings-appliance grp	11	327	13	18	16
Automotive group.....	12	1,687	15	71	70
Gasoline service stations.....	16	349	15	17	16
Lumber-building-hardware group.....	12	1,198	16	57	50
Drug and proprietary stores.....	5	225	6	22	17
All other retail stores.....	13	681	15	24	17
WHOLESALE TRADE.....	17	2,992	17	32	x
SELECTED SERVICE TRADES, ² total.....	43	325	49	69	60
Personal services.....	23	235	26	59	52
All other service trades.....	20	90	23	10	8

x Not available.

¹/ Includes employees paid for less than the full workweek.

²/ See General Description on last page for changes from the 1939 Census of Business in the coverage of Service Trades.

Table 2.—CENSUS OF BUSINESS PRELIMINARY RESULTS FOR 1948 FOR CITIES OF 2,500 INHABITANTS OR MORE

CONWAY COUNTY, ARK.

(Data omitted for trade groups where necessary to avoid disclosure)

City and trade group ¹	Number of establishments	1948 sales and receipts (Thousand dollars)	Active proprietors of unincorporated businesses Nov. 1948	Paid employees, workweek ended nearest Nov. 15, 1948	
				Total employees ²	Full workweek employees
Morrilton:					
Retail trade.....	145	7,064	152	392	315
Selected service trades...	36	300	42	68	60
Remainder of county:					
Retail trade.....	80	718	85	3	3
Selected service trades...	7	25	7	1	-

1/ See General Description on this page for changes from the 1939 Census of Business in the coverage of Service Trades.

2/ Includes employees paid for less than the full workweek.

GENERAL DESCRIPTION OF PRELIMINARY RELEASES FOR THE 1948 CENSUS OF BUSINESS

This series of releases, of which one is planned for each county in the United States, presents preliminary results of the 1948 Census of Business. The information is based on reports submitted by business establishments for that Census. The figures shown are preliminary, and are subject to revision in the final Census publications, but the changes are expected to be relatively minor with respect to coverage. The final Census figures will be issued in a series of Business Census bulletins which will show additional detailed kind-of-business information for all places where there are a sufficient number of establishments.

The 1948 Census of Business was taken under the provision of the Act of June 19, 1948, which provides that the Business Census be taken for 1948 and for each fifth year thereafter. Previous Business Censuses were taken for the years 1929, 1933, 1935, and 1939.

Scope of the Census.—The 1948 Census of Business covered all establishments in the following trades, as defined by the Standard Industrial Classification Manual, May 1949 issue, of the Executive Office of the President: all retail trades; all wholesale trades; all service trades in the following four groups—personal services, business services, automobile repairs and services, and miscellaneous repair services; hotels; tourist courts and camps; and amusements, including motion picture theaters. Some important services not covered are radio broadcasting and television, medical and health, legal, educational, nonprofit, accounting, and domestic services.

This coverage is similar to that of the 1939 Business Census. However, "custom trades" and "services incidental to transportation," which are no longer included in the standard classification of the service trades, are not covered by the 1948 Census. In a number of localities, these exclusions as well as

other changes in the standard classification may have a considerable effect in comparing 1948 with 1939 data, particularly with respect to establishment count.

Establishment definition.—For Census purposes, a business establishment is defined to include only enterprises conducted from a recognizable place of business, provided that the annual sales were in excess of \$5,000 for a wholesale trade establishment and \$500 for establishments in other trades. A detailed analysis of coverage will be provided in future Census of Business publications.

"Number of establishments" is the number of separate business locations, rather than the number of business companies or organizations, since the Census figures represent information reported separately for each business location or establishment. The establishment count reflects the number of places in business at the end of 1948 excluding administrative and executive offices of multiunit organizations, and "chain store" warehouses.

Sales and receipts.—"1948 sales and receipts" represents sales of merchandise and receipts from repairs and other services to customers. The figures reflect deductions for returned goods and allowances, but not for trade-in allowances; they exclude sales and excise taxes collected from customers and paid directly to any taxing agency.

Proprietors.—"Active proprietors..." represents owners and partners of unincorporated businesses who devoted the major portion of their time to the business in November 1948.

Employment.—"Number of paid employees..." represents all employees on the pay roll for the pay period ending nearest November 15, 1948. "Full workweek" employees, whether regular or seasonal, are those who in the November 15 pay period were paid for working at least the number of hours typically worked in a week by employees of the reporting establishment.

1948 CENSUS OF BUSINESS

RETAIL, WHOLESALE, SERVICE TRADES

U. S. DEPARTMENT OF COMMERCE
BUREAU OF THE CENSUS

PRELIMINARY

For Release April 17, 1950

Release Series BC-1P-03-016

CRAIGHEAD COUNTY, ARK.

Retail, wholesale, and service establishments located in Craighead County, Arkansas, showed a substantial expansion in dollar volume of trade from 1939 to 1948 according to preliminary figures from the 1948 Census of Business released today by the Bureau of the Census, U. S. Department of Commerce.

Retail sales in the county during 1948 aggregated \$30.8 million, an increase of 305 percent over the \$7.6 million in 1939, when the preceding Census of Business was taken. Wholesale sales in the county reached a total of \$37.3 million in 1948 as compared with \$8.0 million in 1939. The service trades included in the Census of Business recorded receipts totaling \$1.3 million in 1948 compared with \$0.4 million in 1939.

Employment in the county also rose over the 9-year period between 1939 and 1948 for the above trades. Establishments in these trades reported a combined total of 2,321 paid employees for the workweek ended nearest November 15, 1948. This compared with a total of 1,387 employees reported for the week of November 15, 1939.

These preliminary figures have been derived from a Census report on Craighead County, Arkansas, which also includes data for the city of Jonesboro. Final figures, superseding the preliminary data for Craighead County, will be included in a Bulletin for the State of Arkansas to be issued in several months. Similar data will be made available this year in preliminary and final form for each of the counties and States. A single copy of the preliminary release for Craighead County as well as an order blank for other area releases may be obtained by writing to the Bureau of the Census, Washington 25, D. C.

Table 1.—CENSUS OF BUSINESS PRELIMINARY RESULTS FOR 1948, BY TRADE GROUP

CRAIGHEAD COUNTY, ARK.

Trade group and kind of business	Number of establishments	1948 sales and receipts (Thousand dollars)	Active proprietors of unincorporated businesses Nov. 1948	Paid employees, workweek ended nearest Nov. 15, 1948	
				Total employees ¹	Full workweek employees
RETAIL TRADE, total.....	553	30,825	548	1,577	1,312
Food group.....	180	5,738	180	187	150
Eating and drinking places.....	72	891	70	181	164
General merchandise grp, general stores	55	4,611	58	339	209
Apparel group.....	25	1,541	24	87	72
Furniture-home furnishgs-appliance grp.	25	2,036	18	101	97
Automotive group.....	31	7,891	34	237	234
Gasoline service stations.....	73	1,583	76	84	69
Lumber-building-hardware group.....	39	3,557	31	181	169
Drug and proprietary stores.....	16	994	19	80	60
All other retail stores.....	37	1,983	38	100	88
WHOLESALE TRADE, total.....	85	37,308	71	468	x
Merchant wholesalers.....	25	8,736	29	247	x
Assemblers of farm products.....	41	20,304	28	144	x
Other types of wholesalers.....	19	8,268	14	77	x
SELECTED SERVICE TRADES, ² /total.....	134	1,342	147	276	239
Personal services.....	80	996	86	234	204
All other service trades.....	54	346	61	42	35

x Not available.

¹/ Includes employees paid for less than the full workweek.

²/ See General Description on last page for changes from the 1939 Census of Business in the coverage of Service Trades.

Table 2.—CENSUS OF BUSINESS PRELIMINARY RESULTS FOR 1948 FOR CITIES OF 2,500 INHABITANTS OR MORE

CRAIGHEAD COUNTY, ARK.

(Data omitted for trade groups where necessary to avoid disclosure)

City and trade group ¹	Number of establishments	1948 sales and receipts (Thousand dollars)	Active proprietors of unincorporated businesses Nov. 1948	Paid employees, workweek ended nearest Nov. 15, 1948	
				Total employees ²	Full workweek employees
Jonesboro:					
Retail trade.....	247	22,116	240	1,207	1,048
Wholesale trade.....	39	20,349	39	302	x
Selected service trades....	73	1,050	84	217	203
Remainder of county:					
Retail trade.....	306	8,709	308	370	264
Wholesale trade.....	46	16,959	32	166	x
Selected service trades....	61	292	63	59	36

x Not available.

1/ See General Description on this page for changes from the 1939 Census of Business in the coverage of Service Trades.

2/ Includes employees paid for less than the full workweek.

GENERAL DESCRIPTION OF PRELIMINARY RELEASES FOR THE 1948 CENSUS OF BUSINESS

This series of releases, of which one is planned for each county in the United States, presents preliminary results of the 1948 Census of Business. The information is based on reports submitted by business establishments for that Census. The figures shown are preliminary, and are subject to revision in the final Census publications, but the changes are expected to be relatively minor with respect to coverage. The final Census figures will be issued in a series of Business Census bulletins which will show additional detailed kind-of-business information for all places where there are a sufficient number of establishments.

The 1948 Census of Business was taken under the provision of the Act of June 19, 1948, which provides that the Business Census be taken for 1948 and for each fifth year thereafter. Previous Business Censuses were taken for the years 1929, 1933, 1935, and 1939.

Scope of the Census.—The 1948 Census of Business covered all establishments in the following trades, as defined by the Standard Industrial Classification Manual, May 1949 issue, of the Executive Office of the President: all retail trades; all wholesale trades; all service trades in the following four groups—personal services, business services, automobile repairs and services, and miscellaneous repair services; hotels; tourist courts and camps; and amusements, including motion picture theaters. Some important services not covered are radio broadcasting and television, medical and health, legal, educational, nonprofit, accounting, and domestic services.

This coverage is similar to that of the 1939 Business Census. However, "custom trades" and "services incidental to transportation," which are no longer included in the standard classification of the service trades, are not covered by the 1948 Census. In a number of localities, these exclusions as well as

other changes in the standard classification may have a considerable effect in comparing 1948 with 1939 data, particularly with respect to establishment count.

Establishment definition.—For Census purposes, a business establishment is defined to include only enterprises conducted from a recognizable place of business, provided that the annual sales were in excess of \$5,000 for a wholesale trade establishment and \$500 for establishments in other trades. A detailed analysis of coverage will be provided in future Censuses of Business publications.

"Number of establishments" is the number of separate business locations, rather than the number of business companies or organizations, since the Census figures represent information reported separately for each business location or establishment. The establishment count reflects the number of places in business at the end of 1948 excluding administrative and executive offices of multinational organizations, and "chain store" warehouses.

Sales and receipts.—"1948 sales and receipts" represents sales of merchandise and receipts from repairs and other services to customers. The figures reflect deductions for returned goods and allowances, but not for trade-in allowances; they exclude sales and excise taxes collected from customers and paid directly to any taxing agency.

Proprietors.—"Active proprietors..." represents owners and partners of unincorporated businesses who devoted the major portion of their time to the business in November 1948.

Employment.—"Number of paid employees..." represents all employees on the pay roll for the pay period ending nearest November 15, 1948. "Full workweek" employees, whether regular or seasonal, are those who in the November 15 pay period were paid for working at least the number of hours typically worked in a week by employees of the reporting establishment.

1948 CENSUS OF BUSINESS

RETAIL, WHOLESALE, SERVICE TRADES

U. S. DEPARTMENT OF COMMERCE
BUREAU OF THE CENSUS

PRELIMINARY

For Release April 10, 1950

Release Series BC-1P-03-017

CRAWFORD COUNTY, ARK.

Retail, wholesale, and service establishments located in Crawford County, Arkansas, showed a substantial expansion in dollar volume of trade from 1939 to 1948 according to preliminary figures from the 1948 Census of Business released today by the Bureau of the Census, U. S. Department of Commerce.

Retail sales in the county during 1948 aggregated \$7.8 million, an increase of 212 percent over the \$2.5 million in 1939, when the preceding Census of Business was taken. Wholesale sales in the county reached a total of \$2.7 million in 1948 as compared with \$1.7 million in 1939. The service trades included in the Census of Business recorded receipts totaling \$212,000 in 1948 compared with \$88,000 in 1939.

Employment in the county also rose over the 9-year period between 1939 and 1948 for the above trades. Establishments in these trades reported a combined total of 427 paid employees for the workweek ended nearest November 15, 1948. This compared with a total of 401 employees reported for the week of November 15, 1939.

These preliminary figures have been derived from a Census report on Crawford County, Arkansas, which also includes data for the city of Van Buren. Final figures, superseding the preliminary data for Crawford County, will be included in a Bulletin for the State of Arkansas to be issued in several months. Similar data will be made available this year in preliminary and final form for each of the counties and States. A single copy of the preliminary release for Crawford County as well as an order blank for other area releases may be obtained by writing to the Bureau of the Census, Washington 25, D.C.

Table 1.—CENSUS OF BUSINESS PRELIMINARY RESULTS FOR 1948, BY TRADE GROUP
CRAWFORD COUNTY, ARK.

Trade group and kind of business	Number of establishments	1948 sales and receipts (Thousand dollars)	Active proprietors of unincorporated businesses Nov. 1948	Paid employees, workweek ended nearest Nov. 15, 1948	
				Total employees ¹	Full workweek employees
RETAIL TRADE, total.....	270	7,839	287	346	284
Food group.....	92	2,170	94	57	44
Eating and drinking places.....	39	405	42	70	59
General merchandise grp., general stores.	34	1,094	31	55	40
Apparel group.....	5	151	6	7	4
Furniture-home furnishgs-appliance grp.	9	222	11	9	7
Automotive group.....	11	1,294	12	45	44
Gasoline service stations.....	39	938	44	38	32
Lumber-building-hardware group.....	12	676	15	28	21
Drug and proprietary stores.....	9	335	11	27	25
All other retail stores.....	20	554	21	10	8
WHOLESALE TRADE.....	9	2,665	13	55	x
SELECTED SERVICE TRADES, ² /total.....	53	212	57	26	23
Personal services.....	38	140	41	17	14
All other service trades.....	15	72	16	9	9
TOURIST COURTS AND CAMPS.....	15	51	16	6	3

x Not available.

¹/ Includes employees paid for less than the full workweek.

²/ See General Description on last page for changes from the 1939 Census of Business in the coverage of Service Trades.

Table 2.—CENSUS OF BUSINESS PRELIMINARY RESULTS FOR 1948 FOR CITIES OF 2,500 INHABITANTS OR MORE

CRAWFORD COUNTY, ARK.

(Data omitted for trade groups where necessary to avoid disclosure)

City and trade group ¹	Number of establishments	1948 sales and receipts (Thousand dollars)	Active proprietors of unincorporated businesses Nov. 1948	Paid employees, workweek ended nearest Nov. 15, 1948	
				Total employees ²	Full workweek employees
Van Buren:					
Retail trade.....	112	4,530	110	225	186
Selected service trades....	30	165	34	21	19
Remainder of county:					
Retail trade.....	158	3,309	177	121	98
Selected service trades....	23	47	23	5	4

1/ See General Description on this page for changes from the 1939 Census of Business in the coverage of Service Trades.

2/ Includes employees paid for less than the full workweek.

GENERAL DESCRIPTION OF PRELIMINARY RELEASES FOR THE 1948 CENSUS OF BUSINESS

This series of releases, of which one is planned for each county in the United States, presents preliminary results of the 1948 Census of Business. The information is based on reports submitted by business establishments for that Census. The figures shown are preliminary, and are subject to revision in the final Census publications, but the changes are expected to be relatively minor with respect to coverage. The final Census figures will be issued in a series of Business Census bulletins which will show additional detailed kind-of-business information for all places where there are a sufficient number of establishments.

The 1948 Census of Business was taken under the provision of the Act of June 19, 1948, which provides that the Business Census be taken for 1948 and for each fifth year thereafter. Previous Business Censuses were taken for the years 1929, 1933, 1935, and 1939.

Scope of the Census.—The 1948 Census of Business covered all establishments in the following trades, as defined by the Standard Industrial Classification Manual, May 1949 issue, of the Executive Office of the President: all retail trades; all wholesale trades; all service trades in the following four groups—personal services, business services, automobile repairs and services, and miscellaneous repair services; hotels; tourist courts and camps; and amusements, including motion picture theaters. Some important services not covered are radio broadcasting and television, medical and health, legal, educational, nonprofit, accounting, and domestic services.

This coverage is similar to that of the 1939 Business Census. However, "custom trades" and "services incidental to transportation," which are no longer included in the standard classification of the service trades, are not covered by the 1948 Census. In a number of localities, these exclusions as well as other changes in the standard classification may have

a considerable effect in comparing 1948 with 1939 data, particularly with respect to establishment count.

Establishment definition.—For Census purposes, a business establishment is defined to include only enterprises conducted from a recognizable place of business, provided that the annual sales were in excess of \$5,000 for a wholesale trade establishment and \$500 for establishments in other trades. A detailed analysis of coverage will be provided in future Census of Business publications.

"Number of establishments" is the number of separate business locations, rather than the number of business companies or organizations, since the Census figures represent information reported separately for each business location or establishment. The establishment count reflects the number of places in business at the end of 1948 excluding administrative and executive offices of multiunit organizations, and "chain store" warehouses.

Sales and receipts.—"1948 sales and receipts" represents sales of merchandise and receipts from repairs and other services to customers. The figures reflect deductions for returned goods and allowances, but not for trade-in allowances; they exclude sales and excise taxes collected from customers and paid directly to any taxing agency.

Proprietors.—"Active proprietors..." represents owners and partners of unincorporated businesses who devoted the major portion of their time to the business in November 1948.

Employment.—"Number of paid employees..." represents all employees on the pay roll for the pay period ending nearest November 15, 1948. "Full workweek" employees, whether regular or seasonal, are those who in the November 15 pay period were paid for working at least the number of hours typically worked in a week by employees of the reporting establishment.

1948 CENSUS OF BUSINESS

RETAIL, WHOLESALE, SERVICE TRADES

U. S. DEPARTMENT OF COMMERCE
BUREAU OF THE CENSUS

PRELIMINARY

For Release April 5, 1950

Release Series BC-1P-03-018

CRITTENDEN COUNTY, ARK.

Retail, wholesale, and service establishments located in Crittenden County, Arkansas, showed a substantial expansion in dollar volume of trade from 1939 to 1948 according to preliminary figures from the 1948 Census of Business released today by the Bureau of the Census, U. S. Department of Commerce.

Retail sales in the county during 1948 aggregated \$25.3 million, an increase of 360 percent over the \$5.5 million in 1939, when the preceding Census of Business was taken. Wholesale sales in the county reached a total of \$11.6 million in 1948 as compared with \$2.0 million in 1939. The service trades included in the Census of Business recorded receipts totaling \$440,000 in 1948 compared with \$119,000 in 1939.

Employment in the county also rose over the 9-year period between 1939 and 1948 for the above trades. Establishments in these trades reported a combined total of 1,377 paid employees for the workweek ended nearest November 15, 1948. This compared with a total of 703 employees reported for the week of November 15, 1939.

These preliminary figures have been derived from a Census report on Crittenden County, Arkansas, which also includes data for the city of West Memphis. Final figures, superseding the preliminary data for Crittenden County, will be included in a Bulletin for the State of Arkansas to be issued in several months. Similar data will be made available this year in preliminary and final form for each of the counties and States. A single copy of the preliminary release for Crittenden County as well as an order blank for other area releases may be obtained by writing to the Bureau of the Census, Washington 25, D. C.

Table 1.—CENSUS OF BUSINESS PRELIMINARY RESULTS FOR 1948, BY TRADE GROUP
CRITTENDEN COUNTY, ARK.

Trade group and kind of business	Number of establishments	1948 sales and receipts (Thousand dollars)	Active proprietors of unincorporated businesses Nov. 1948	Paid employees, workweek ended nearest Nov. 15, 1948	
				Total employees ¹	Full workweek employees
RETAIL TRADE, total.....	447	25,335	396	1,056	910
Food group.....	194	5,501	183	151	105
Eating and drinking places.....	76	1,292	73	182	160
General merchandise grp, general stores	46	2,027	41	86	56
Apparel group.....	14	598	8	58	40
Furniture-home furnishgs-appliance grp.	15	477	12	20	19
Automotive group.....	15	6,812	8	232	229
Gasoline service stations.....	27	1,097	24	82	68
Lumber-building-hardware group.....	18	5,032	11	165	157
Drug and proprietary stores.....	10	409	10	24	22
All other retail stores.....	32	2,090	26	56	54
WHOLESALE TRADE, total.....	50	11,584	28	233	x
Merchant wholesalers.....	13	4,350	9	91	x
Petroleum bulk plants, terminals.....	10	2,131	9	29	x
Assemblers of farm products.....	27	5,103	10	113	x
SELECTED SERVICE TRADES, ^{2/} total.....	66	440	67	88	83
Personal services.....	43	311	44	72	67
All other service trades.....	23	129	23	16	16
TOURIST COURTS AND CAMPS.....	5	67	3	13	12
AMUSEMENTS.....	18	161	12	34	x

x Not available.

^{1/} Includes employees paid for less than the full workweek.

^{2/} See General Description on last page for changes from the 1939 Census of Business in the coverage of Service Trades.

Table 2, CENSUS OF BUSINESS PRELIMINARY RESULTS FOR 1948 FOR CITIES OF 2,500 INHABITANTS OR MORE

CRITTENDEN COUNTY, ARK.

(Data omitted for trade groups where necessary to avoid disclosure)

City and trade group ¹	Number of establishments	1948 sales and receipts (Thousand dollars)	Active proprietors of unincorporated businesses Nov. 1948	Paid employees, workweek ended nearest Nov. 15, 1948	
				Total employees ²	Full workweek employees
West Memphis:					
Retail trade.....	163	14,441	133	650	594
Selected service trades....	29	297	29	70	67
Remainder of county:					
Retail trade.....	284	10,894	263	406	316
Selected service trades....	37	143	38	18	16

1/ See General Description on this page for changes from the 1939 Census of Business in the coverage of Service Trades.

2/ Includes employees paid for less than the full workweek.

GENERAL DESCRIPTION OF PRELIMINARY RELEASES FOR THE 1948 CENSUS OF BUSINESS

This series of releases, of which one is planned for each county in the United States, presents preliminary results of the 1948 Census of Business. The information is based on reports submitted by business establishments for that Census. The figures shown are preliminary, and are subject to revision in the final Census publications, but the changes are expected to be relatively minor with respect to coverage. The final Census figures will be issued in a series of Business Census bulletins which will show additional detailed kind-of-business information for all places where there are a sufficient number of establishments.

The 1948 Census of Business was taken under the provision of the Act of June 19, 1948, which provides that the Business Census be taken for 1948 and for each fifth year thereafter. Previous Business Censuses were taken for the years 1929, 1933, 1935, and 1939.

Scope of the Census.—The 1948 Census of Business covered all establishments in the following trades, as defined by the Standard Industrial Classification Manual, May 1949 issue, of the Executive Office of the President: all retail trades; all wholesale trades; all service trades in the following four groups—personal services, business services, automobile repairs and services, and miscellaneous repair services; hotels; tourist courts and camps; and amusements, including motion picture theaters. Some important services not covered are radio broadcasting and television, medical and health, legal, educational, nonprofit, accounting, and domestic services.

This coverage is similar to that of the 1939 Business Census. However, "custom trades" and "services incidental to transportation," which are no longer included in the standard classification of the service trades, are not covered by the 1948 Census. In a number of localities, these exclusions as well as

other changes in the standard classification may have a considerable effect in comparing 1948 with 1939 data, particularly with respect to establishment count.


Establishment definition.—For Census purposes, a business establishment is defined to include only enterprises conducted from a recognizable place of business, provided that the annual sales were in excess of \$5,000 for a wholesale trade establishment and \$500 for establishments in other trades. A detailed analysis of coverage will be provided in future Census of Business publications.

"Number of establishments" is the number of separate business locations, rather than the number of business companies or organizations, since the Census figures represent information reported separately for each business location or establishment. The establishment count reflects the number of places in business at the end of 1948 excluding administrative and executive offices of multiunit organizations, and "chain store" warehouses.

Sales and receipts.—"1948 sales and receipts" represents sales of merchandise and receipts from repairs and other services to customers. The figures reflect deductions for returned goods and allowances, but not for trade-in allowances; they exclude sales and excise taxes collected from customers and paid directly to any taxing agency.

Proprietors.—"Active proprietors..." represents owners and partners of unincorporated businesses who devoted the major portion of their time to the business in November 1948.

Employment.—"Number of paid employees..." represents all employees on the pay roll for the pay period ending nearest November 15, 1948. "Full workweek" employees, whether regular or seasonal, are those who in the November 15 pay period were paid for working at least the number of hours typically worked in a week by employees of the reporting establishment.



1948 CENSUS OF BUSINESS

RETAIL, WHOLESALE, SERVICE TRADES

U. S. DEPARTMENT OF COMMERCE
BUREAU OF THE CENSUS

PRELIMINARY

For Release April 13, 1950

Release Series BC-1P-03-019

CROSS COUNTY, ARK.

Retail, wholesale, and service establishments located in Cross County, Arkansas, showed a substantial expansion in dollar volume of trade from 1939 to 1948 according to preliminary figures from the 1948 Census of Business released today by the Bureau of the Census, U. S. Department of Commerce.

Retail sales in the county during 1948 aggregated \$11.9 million, an increase of 325 percent over the \$2.8 million in 1939, when the preceding Census of Business was taken. Wholesale sales in the county reached a total of \$5.0 million in 1948 as compared with \$1.1 million in 1939. The service trades included in the Census of Business recorded receipts totaling \$251,000 in 1948 compared with \$86,000 in 1939.

Employment in the county also rose over the 9-year period between 1939 and 1948 for the above trades. Establishments in these trades reported a combined total of 590 paid employees for the workweek ended nearest November 15, 1948. This compared with a total of 339 employees reported for the week of November 15, 1939.

These preliminary figures have been derived from a Census report on Cross County, Arkansas, which also includes data for the City of Wynne. Final figures, superseding the preliminary data for Cross County, will be included in a Bulletin for the State of Arkansas to be issued in several months. Similar data will be made available this year in preliminary and final form for each of the counties and States. A single copy of the preliminary release for Cross County as well as an order blank for other area releases may be obtained by writing to the Bureau of the Census, Washington 25, D. C.

Table 1.—CENSUS OF BUSINESS PRELIMINARY RESULTS FOR 1948, BY TRADE GROUP
CROSS COUNTY, ARK.

Trade group and kind of business	Number of establishments	1948 sales and receipts (Thousand dollars)	Active proprietors of unincorporated businesses Nov. 1948	Paid employees, workweek ended nearest Nov. 15, 1948	
				Total employees ¹	Full workweek employees
RETAIL TRADE, total.....	254	11,887	241	471	412
Food group.....	90	2,250	84	66	47
Eating and drinking places.....	33	377	34	47	39
General merchandise grp, general stores.....	33	1,495	32	49	41
Apparel group.....	12	665	10	22	16
Furniture-home furnishgs-appliance grp.....	13	467	14	18	18
Automotive group.....	15	3,065	12	113	112
Gasoline service stations.....	19	496	20	27	24
Lumber-building-hardware group.....	12	2,073	10	73	73
Drug and proprietary stores.....	8	359	8	21	18
All other retail stores.....	19	640	17	35	24
WHOLESALE TRADE.....	22	5,040	15	67	x
SELECTED SERVICE TRADES, ² /total.....	54	251	56	52	42
Personal services.....	39	195	40	50	40
All other service trades.....	15	56	16	2	2
AMUSEMENTS.....	9	74	7	12	x

x Not available.

1/ Includes employees paid for less than the full workweek.

2/ See General Description on last page for changes from the 1939 Census of Business in the coverage of Service Trades.

Table 2.—CENSUS OF BUSINESS PRELIMINARY RESULTS FOR 1948 FOR CITIES OF 2,500 INHABITANTS OR MORE

CROSS COUNTY, ARK.

(Data omitted for trade groups where necessary to avoid disclosure)

City and trade group ¹	Number of establishments	1948 sales and receipts (Thousand dollars)	Active proprietors of unincorporated businesses Nov. 1948	Paid employees, workweek ended nearest Nov. 15, 1948	
				Total employees ²	Full workweek employees
Wynne:					
Retail trade.....	96	7,347	91	307	279
Selected service trades....	25	117	26	24	20
Remainder of county:					
Retail trade.....	158	4,540	150	164	133
Selected service trades....	29	134	30	28	22

1/ See General Description on this page for changes from the 1939 Census of Business in the coverage of Service Trades.

2/ Includes employees paid for less than the full workweek.

GENERAL DESCRIPTION OF PRELIMINARY RELEASES FOR THE 1948 CENSUS OF BUSINESS

This series of releases, of which one is planned for each county in the United States, presents preliminary results of the 1948 Census of Business. The information is based on reports submitted by business establishments for that Census. The figures shown are preliminary, and are subject to revision in the final Census publications, but the changes are expected to be relatively minor with respect to coverage. The final Census figures will be issued in a series of Business Census bulletins which will show additional detailed kind-of-business information for all places where there are a sufficient number of establishments.

The 1948 Census of Business was taken under the provision of the Act of June 19, 1948, which provides that the Business Census be taken for 1948 and for each fifth year thereafter. Previous Business Censuses were taken for the years 1929, 1933, 1935, and 1939.

Scope of the Census.—The 1948 Census of Business covered all establishments in the following trades, as defined by the Standard Industrial Classification Manual, May 1949 issue, of the Executive Office of the President: all retail trades; all wholesale trade; all service trades in the following four groups—personal services, business services, automobile repairs and services, and miscellaneous repair services; hotels; tourist courts and camps; and amusements, including motion picture theaters. Some important services not covered are radio broadcasting and television, medical and health, legal, educational, nonprofit, accounting, and domestic services.

This coverage is similar to that of the 1939 Business Census. However, "custom trades" and "services incidental to transportation," which are no longer included in the standard classification of the service trades, are not covered by the 1948 Census. In a number of localities, these exclusions as well as other changes in the standard classification may have

a considerable effect in comparing 1948 with 1939 data, particularly with respect to establishment count.

Establishment definition.—For Census purposes, a business establishment is defined to include only enterprises conducted from a recognizable place of business, provided that the annual sales were in excess of \$5,000 for a wholesale trade establishment and \$500 for establishments in other trades. A detailed analysis of coverage will be provided in future Census of Business publications.

"Number of establishments" is the number of separate business locations, rather than the number of business companies or organizations, since the Census figures represent information reported separately for each business location or establishment. The establishment count reflects the number of places in business at the end of 1948 excluding administrative and executive offices of multiunit organizations, and "chain store" warehouses.

Sales and receipts.—"1948 sales and receipts" represents sales of merchandise and receipts from repairs and other services to customers. The figures reflect deductions for returned goods and allowances, but not for trade-in allowances; they exclude sales and excise taxes collected from customers and paid directly to any taxing agency.

Proprietors.—"Active proprietors..." represents owners and partners of unincorporated businesses who devoted the major portion of their time to the business in November 1948.

Employment.—"Number of paid employees..." represents all employees on the pay roll for the pay period ending nearest November 15, 1948. "Full workweek" employees, whether regular or seasonal, are those who in the November 15 pay period were paid for working at least the number of hours typically worked in a week by employees of the reporting establishment.

1948 CENSUS OF BUSINESS

RETAIL, WHOLESALE, SERVICE TRADES

U. S. DEPARTMENT OF COMMERCE
BUREAU OF THE CENSUS

PRELIMINARY

For Release April 13, 1950

Release Series BC-1P-03-020

DALLAS COUNTY, ARK.

Retail, wholesale, and service establishments located in Dallas County, Arkansas, showed a substantial expansion in dollar volume of trade from 1939 to 1948 according to preliminary figures from the 1948 Census of Business released today by the Bureau of the Census, U. S. Department of Commerce.

Retail sales in the county during 1948 aggregated \$5.6 million, an increase of 133 percent over the \$2.4 million in 1939, when the preceding Census of Business was taken. Wholesale sales in the county reached a total of \$3.3 million in 1948 as compared with \$0.9 million in 1939. The service trades included in the Census of Business recorded receipts totaling \$214,000 in 1948 compared with \$77,000 in 1939.

Employment in the county rose over the 9-year period between 1939 and 1948 for the wholesale and service trades. Establishments in these trades reported a combined total of 71 paid employees for the workweek ended nearest November 15, 1948. This compared with a total of 60 employees reported for the week of November 15, 1939. Retail trade establishments reported a total of 222 paid employees for the week of November 15, 1948, a decrease from the 241 reported for the same week in 1939.

These preliminary figures have been derived from a Census report on Dallas County, Arkansas, which also includes data for the city of Fordyce. Final figures, superseding the preliminary data for Dallas County, will be included in a Bulletin for the State of Arkansas to be issued in several months. Similar data will be made available this year in preliminary and final form for each of the counties and States. A single copy of the preliminary release for Dallas County as well as an order blank for other area releases may be obtained by writing to the Bureau of the Census, Washington 25, D. C.

Table 1.—CENSUS OF BUSINESS PRELIMINARY RESULTS FOR 1948, BY TRADE GROUP
DALLAS COUNTY, ARK.

Trade group and kind of business	Number of establishments	1948 sales and receipts (Thousand dollars)	Active proprietors of unincorporated businesses Nov. 1948	Paid employees, workweek ended nearest Nov. 15, 1948	
				Total employees ¹	Full workweek employees
RETAIL TRADE, total.....	148	5,571	158	222	173
Food group.....	65	1,827	66	47	33
Eating and drinking places.....	18	98	19	26	24
Gasoline service stations.....	12	411	12	16	12
All other retail stores.....	53	3,235	61	133	104
WHOLESALE TRADE.....	23	3,251	13	35	x
SELECTED SERVICE TRADES, ^{2/} total.....	38	214	33	36	27
Personal services.....	27	139	21	26	20
All other service trades.....	11	75	12	10	7

x Not available.

^{1/} Includes employees paid for less than the full workweek.

^{2/} See General Description on last page for changes from the 1939 Census of Business in the coverage of Service Trades.

Table 2.—CENSUS OF BUSINESS PRELIMINARY RESULTS FOR 1948 FOR CITIES OF 2,500 INHABITANTS OR MORE

DALLAS COUNTY, ARK.

(Data omitted for trade groups where necessary to avoid disclosure)

City and trade group ¹	Number of establishments	1948 sales and receipts (Thousand dollars)	Active proprietors of unincorporated businesses Nov. 1948	Paid employees, workweek ended nearest Nov. 15, 1948	
				Total employees ²	Full workweek employees
Fordyce:					
Retail trade.....	78	4,174	84	194	151
Selected service trades....	30	186	26	26	20
Remainder of county:					
Retail trade.....	70	1,397	74	28	22
Selected service trades....	8	28	7	10	7

1/ See General Description on this page for changes from the 1939 Census of Business in the coverage of Service Trades.

2/ Includes employees paid for less than the full workweek.

GENERAL DESCRIPTION OF PRELIMINARY RELEASES FOR THE 1948 CENSUS OF BUSINESS

This series of releases, of which one is planned for each county in the United States, presents preliminary results of the 1948 Census of Business. The information is based on reports submitted by business establishments for that Census. The figures shown are preliminary, and are subject to revision in the final Census publications, but the changes are expected to be relatively minor with respect to coverage. The final Census figures will be issued in a series of Business Census bulletins which will show additional detailed kind-of-business information for all places where there are a sufficient number of establishments.

The 1948 Census of Business was taken under the provision of the Act of June 19, 1948, which provides that the Business Census be taken for 1948 and for each fifth year thereafter. Previous Business Censuses were taken for the years 1929, 1933, 1935, and 1939.

Scope of the Census.—The 1948 Census of Business covered all establishments in the following trades, as defined by the Standard Industrial Classification Manual, May 1949 issue, of the Executive Office of the President: all retail trades; all wholesale trades; all service trades in the following four groups—personal services, business services, automobile repairs and services, and miscellaneous repair services; hotels; tourist courts and camps; and amusements, including motion picture theaters. Some important services not covered are radio broadcasting and television, medical and health, legal, educational, nonprofit, accounting, and domestic services.

This coverage is similar to that of the 1939 Business Census. However, "custom trades" and "services incidental to transportation," which are no longer included in the standard classification of the service trades, are not covered by the 1948 Census. In a number of localities, these exclusions as well as other changes in the standard classification may have

a considerable effect in comparing 1948 with 1939 data, particularly with respect to establishment count.

Establishment definition.—For Census purposes, a business establishment is defined to include only enterprises conducted from a recognizable place of business, provided that the annual sales were in excess of \$5,000 for a wholesale trade establishment and \$500 for establishments in other trades. A detailed analysis of coverage will be provided in future Censuses of Business publications.

"Number of establishments" is the number of separate business locations, rather than the number of business companies or organizations, since the Census figures represent information reported separately for each business location or establishment. The establishment count reflects the number of places in business at the end of 1948 excluding administrative and executive offices of multiunit organizations, and "chain store" warehouses.

Sales and receipts.—"1948 sales and receipts" represents sales of merchandise and receipts from repairs and other services to customers. The figures reflect deductions for returned goods and allowances, but not for trade-in allowances; they exclude sales and excise taxes collected from customers and paid directly to any taxing agency.

Proprietors.—"Active proprietors..." represents owners and partners of unincorporated businesses who devoted the major portion of their time to the business in November 1948.

Employment.—"Number of paid employees..." represents all employees on the pay roll for the pay period ending nearest November 15, 1948. "Full workweek" employees, whether regular or seasonal, are those who in the November 15 pay period were paid for working at least the number of hours typically worked in a week by employees of the reporting establishment.

1948 CENSUS OF BUSINESS

RETAIL, WHOLESALE, SERVICE TRADES

U. S. DEPARTMENT OF COMMERCE
BUREAU OF THE CENSUS

PRELIMINARY

For Release April 5, 1950

Release Series BC-1P-03-021

DESHA COUNTY, ARK.

Retail, wholesale, and service establishments located in Desha County, Arkansas, showed a substantial expansion in dollar volume of trade from 1939 to 1948 according to preliminary figures from the 1948 Census of Business released today by the Bureau of the Census, U. S. Department of Commerce.

Retail sales in the county during 1948 aggregated \$11.4 million, an increase of 293 percent over the \$2.9 million in 1939, when the preceding Census of Business was taken. Wholesale sales in the county reached a total of \$5.8 million in 1948 as compared with \$2.1 million in 1939. The service trades included in the Census of Business recorded receipts totaling \$504,000 in 1948 compared with \$140,000 in 1939.

Employment in the county also rose over the 9-year period between 1939 and 1948 for the above trades. Establishments in these trades reported a combined total of 670 paid employees for the workweek ended nearest November 15, 1948. This compared with a total of 440 employees reported for the week of November 15, 1939.

These preliminary figures have been derived from a Census report on Desha County, Arkansas, which also includes data for the city of McGehee. Final figures, superseding the preliminary data for Desha County, will be included in a Bulletin for the State of Arkansas to be issued in several months. Similar data will be made available this year in preliminary and final form for each of the counties and States. A single copy of the preliminary release for Desha County as well as an order blank for other area releases may be obtained by writing to the Bureau of the Census, Washington 25, D. C.

Table 1.—CENSUS OF BUSINESS PRELIMINARY RESULTS FOR 1948, BY TRADE GROUP

DESHA COUNTY, ARK.

Trade group and kind of business	Number of establishments	1948 sales and receipts (Thousand dollars)	Active proprietors of unincorporated businesses Nov. 1948	Paid employees, workweek ended nearest Nov. 15, 1948	
				Total employees ¹	Full workweek employees
RETAIL TRADE, total.....	249	11,414	275	493	433
Food group.....	97	2,900	95	81	66
Eating and drinking places.....	39	435	39	82	70
General merchandise grp, general stores.	22	1,565	32	74	55
Apparel group.....	10	759	17	44	41
Furniture-home furnishgs-appliance grp.	6	384	5	19	19
Automotive group.....	12	1,960	19	67	65
Gasoline service stations.....	21	570	26	30	25
Lumber-building-hardware group.....	13	1,585	13	49	49
Drug and proprietary stores.....	6	259	7	17	13
All other retail stores.....	23	997	22	30	30
WHOLESALE TRADE, total.....	21	5,834	10	77	x
Merchant wholesalers.....	13	3,582	3	70	x
Other wholesales.....	8	2,252	7	7	x
SELECTED SERVICE TRADES, ² /total.....	56	504	55	100	94
Personal services.....	33	293	30	78	72
All other service trades.....	23	211	25	22	22

x Not available.

¹/ Includes employees paid for less than the full workweek.

²/ See General Description on last page for changes from the 1939 Census of Business in the coverage of Service Trades.

Table 2.—CENSUS OF BUSINESS PRELIMINARY RESULTS FOR 1948 FOR CITIES OF 2,500 INHABITANTS OR MORE

DESHA COUNTY, ARK.

(Data omitted for trade groups where necessary to avoid disclosure)

City and trade group ¹	Number of establishments	1948 sales and receipts (Thousand dollars)	Active proprietors of unincorporated businesses Nov. 1948	Paid employees, workweek ended nearest Nov. 15, 1948	
				Total employees ²	Full workweek employees
McGehee:					
Retail trade.....	83	5,877	92	269	242
Selected service trades...	27	341	25	70	67
Remainder of county:					
Retail trade.....	166	5,537	183	224	191
Selected service trades...	29	163	30	30	27

1/ See General Description on this page for changes from the 1939 Census of Business in the coverage of Service Trades.

2/ Includes employees paid for less than the full workweek.

GENERAL DESCRIPTION OF PRELIMINARY RELEASES FOR THE 1948 CENSUS OF BUSINESS

This series of releases, of which one is planned for each county in the United States, presents preliminary results of the 1948 Census of Business. The information is based on reports submitted by business establishments for that Census. The figures shown are preliminary, and are subject to revision in the final Census publications, but the changes are expected to be relatively minor with respect to coverage. The final Census figures will be issued in a series of Business Census bulletins which will show additional detailed kind-of-business information for all places where there are a sufficient number of establishments.

The 1948 Census of Business was taken under the provision of the Act of June 19, 1948, which provides that the Business Census be taken for 1948 and for each fifth year thereafter. Previous Business Censuses were taken for the years 1929, 1933, 1935, and 1939.

Scope of the Census.—The 1948 Census of Business covered all establishments in the following trades, as defined by the Standard Industrial Classification Manual, May 1949 issue, of the Executive Office of the President: all retail trades; all wholesale trades; all service trades in the following four groups—personal services, business services, automobile repairs and services, and miscellaneous repair services; hotels; tourist courts and camps; and amusements, including motion picture theaters. Some important services not covered are radio broadcasting and television, medical and health, legal, educational, nonprofit, accounting, and domestic services.

This coverage is similar to that of the 1939 Business Census. However, "custom trades" and "services incidental to transportation," which are no longer included in the standard classification of the service trades, are not covered by the 1948 Census. In a number of localities, these exclusions as well as

other changes in the standard classification may have a considerable effect in comparing 1948 with 1939 data, particularly with respect to establishment count.

Establishment definition.—For Census purposes, a business establishment is defined to include only enterprises conducted from a recognizable place of business, provided that the annual sales were in excess of \$5,000 for a wholesale trade establishment and \$500 for establishments in other trades. A detailed analysis of coverage will be provided in future Census of Business publications.

"Number of establishments" is the number of separate business locations, rather than the number of business companies or organizations, since the Census figures represent information reported separately for each business location or establishment. The establishment count reflects the number of places in business at the end of 1948 excluding administrative and executive offices of multinational organizations, and "chain store" warehouses.

Sales and receipts.—"1948 sales and receipts" represents sales of merchandise and receipts from repairs and other services to customers. The figures reflect deductions for returned goods and allowances, but not for trade-in allowances; they exclude sales and excise taxes collected from customers and paid directly to any taxing agency.

Proprietors.—"Active proprietors..." represents owners and partners of unincorporated businesses who devoted the major portion of their time to the business in November 1948.

Employment.—"Number of paid employees..." represents all employees on the pay roll for the pay period ending nearest November 15, 1948. "Full workweek" employees, whether regular or seasonal, are those who in the November 15 pay period were paid for working at least the number of hours typically worked in a week by employees of the reporting establishment.

1948 CENSUS OF BUSINESS

U. S. DEPARTMENT OF COMMERCE
BUREAU OF THE CENSUS

RETAIL, WHOLESALE, SERVICE TRADES

PRELIMINARY

For Release April 6, 1950

Release Series BC-1P-03-022

DREW COUNTY, ARK.

Retail, wholesale, and service establishments located in Drew County, Arkansas, showed a substantial expansion in dollar volume of trade from 1939 to 1948 according to preliminary figures from the 1948 Census of Business released today by the Bureau of the Census, U. S. Department of Commerce.

Retail sales in the county during 1948 aggregated \$7.1 million, an increase of 196 percent over the \$2.4 million in 1939, when the preceding Census of Business was taken. Wholesale sales in the county reached a total of \$4.2 million in 1948 as compared with \$0.8 million in 1939. The service trades included in the Census of Business recorded receipts totaling \$234,000 in 1948 compared with \$70,000 in 1939.

Employment in the county also rose over the 9-year period between 1939 and 1948 for the above trades. Establishments in these trades reported a combined total of 403 paid employees for the workweek ended nearest November 15, 1948. This compared with a total of 252 employees reported for the week of November 15, 1939.

These preliminary figures have been derived from a Census report on Drew County, Arkansas, which also includes data for the city of Monticello. Final figures, superseding the preliminary data for Drew County, will be included in a Bulletin for the State of Arkansas to be issued in several months. Similar data will be made available this year in preliminary and final form for each of the counties and States. A single copy of the preliminary release for Drew County as well as an order blank for other area releases may be obtained by writing to the Bureau of the Census, Washington 25, D. C.

Table 1.—CENSUS OF BUSINESS PRELIMINARY RESULTS FOR 1948, BY TRADE GROUP
DREW COUNTY, ARK.

Trade group and kind of business	Number of establishments	1948 sales and receipts (Thousand dollars)	Active proprietors of unincorporated businesses Nov. 1948	Paid employees, workweek ended nearest Nov. 15, 1948	
				Total employees ¹	Full workweek employees
RETAIL TRADE, total.....	195	7,117	212	316	250
Food group.....	75	2,501	79	50	36
Eating and drinking places.....	26	212	29	36	34
General merchandise grp, general stores.	21	1,059	25	55	31
Apparel group.....	10	526	12	33	29
Furniture-home furnishgs-appliance grp.	8	498	11	22	18
Automotive group.....	9	968	10	40	40
Gasoline service stations.....	17	285	17	19	14
Lumber-building-hardware group.....	9	439	9	32	30
Drug and proprietary stores.....	6	191	7	18	10
All other retail stores.....	14	438	13	11	8
WHOLESALE TRADE.....	9	4,225	9	39	x
SELECTED SERVICE TRADES, ^{2/} total.....	39	234	42	48	46
Personal services.....	21	176	24	43	41
All other service trades.....	18	58	18	5	5

x Not available.

^{1/} Includes employees paid for less than the full workweek.

^{2/} See General Description on last page for changes from the 1939 Census of Business in the coverage of Service Trades.

Table 2.—CENSUS OF BUSINESS PRELIMINARY RESULTS FOR 1948 FOR CITIES OF 2,500 INHABITANTS OR MORE

DREW COUNTY, ARK.

(Data omitted for trade groups where necessary to avoid disclosure)

City and trade group	Number of establishments	1948 sales and receipts (Thousand dollars)	Active proprietors of unincorporated businesses Nov. 1948	Paid employees, workweek ended nearest Nov. 15, 1948	
				Total ¹ employees	Full workweek employees
Monticello:					
Retail trade.....	113	5,201	126	275	223
Remainder of county:					
Retail trade.....	82	1,916	86	41	27

¹/ Includes employees paid for less than the full workweek.

GENERAL DESCRIPTION OF PRELIMINARY RELEASES FOR THE 1948 CENSUS OF BUSINESS

This series of releases, of which one is planned for each county in the United States, presents preliminary results of the 1948 Census of Business. The information is based on reports submitted by business establishments for that Census. The figures shown are preliminary, and are subject to revision in the final Census publications, but the changes are expected to be relatively minor with respect to coverage. The final Census figures will be issued in a series of Business Census bulletins which will show additional detailed kind-of-business information for all places where there are a sufficient number of establishments.

The 1948 Census of Business was taken under the provision of the Act of June 19, 1948, which provides that the Business Census be taken for 1948 and for each fifth year thereafter. Previous Business Censuses were taken for the years 1929, 1933, 1935, and 1939.

Scope of the Census.—The 1948 Census of Business covered all establishments in the following trades, as defined by the Standard Industrial Classification Manual, May 1949 issue, of the Executive Office of the President: all retail trades; all wholesale trades; all service trades in the following four groups—personal services, business services, automobile repairs and services, and miscellaneous repair services; hotels; tourist courts and camps; and amusements, including motion picture theaters. Some important services not covered are radio broadcasting and television, medical and health, legal, educational, nonprofit, accounting, and domestic services.

This coverage is similar to that of the 1939 Business Census. However, "custom trades" and "services incidental to transportation," which are no longer included in the standard classification of the service trades, are not covered by the 1948 Census. In a number of localities, these exclusions as well as other changes in the standard classification may have

a considerable effect in comparing 1948 with 1939 data, particularly with respect to establishment count.

Establishment definition.—For Census purposes, a business establishment is defined to include only enterprises conducted from a recognizable place of business, provided that the annual sales were in excess of \$5,000 for a wholesale trade establishment and \$500 for establishments in other trades. A detailed analysis of coverage will be provided in future Census of Business publications.

"Number of establishments" is the number of separate business locations, rather than the number of business companies or organizations, since the Census figures represent information reported separately for each business location or establishment. The establishment count reflects the number of places in business at the end of 1948 excluding administrative and executive offices of multiunit organizations, and "chain store" warehouses.

Sales and receipts.—"1948 sales and receipts" represents sales of merchandise and receipts from repairs and other services to customers. The figures reflect deductions for returned goods and allowances, but not for trade-in allowances; they exclude sales and excise taxes collected from customers and paid directly to any taxing agency.

Proprietors.—"Active proprietors..." represents owners and partners of unincorporated businesses who devoted the major portion of their time to the business in November 1948.

Employment.—"Number of paid employees..." represents all employees on the pay roll for the pay period ending nearest November 15, 1948. "Full workweek" employees, whether regular or seasonal, are those who in the November 15 pay period were paid for working at least the number of hours typically worked in a week by employees of the reporting establishment.

1948 CENSUS OF BUSINESS

RETAIL, WHOLESALE, SERVICE TRADES

U. S. DEPARTMENT OF COMMERCE
BUREAU OF THE CENSUS

PRELIMINARY

For Release April 5, 1950

Release Series BC-1P-03-023

FAULKNER COUNTY, ARK.

Retail, wholesale, and service establishments located in Faulkner County, Arkansas, showed a substantial expansion in dollar volume of trade from 1939 to 1948 according to preliminary figures from the 1948 Census of Business released today by the Bureau of the Census, U. S. Department of Commerce.

Retail sales in the county during 1948 aggregated \$12.1 million, an increase of 278 percent over the \$3.2 million in 1939, when the preceding Census of Business was taken. Wholesale sales in the county reached a total of \$4.7 million in 1948 as compared with \$1.8 million in 1939. The service trades included in the Census of Business recorded receipts totaling \$583,000 in 1948 compared with \$165,000 in 1939.

Employment in the county also rose over the 9-year period between 1939 and 1948 for the above trades. Establishments in these trades reported a combined total of 840 paid employees for the workweek ended nearest November 15, 1948. This compared with a total of 529 employees reported for the week of November 15, 1939.

These preliminary figures have been derived from a Census report on Faulkner County, Arkansas, which also includes data for the city of Conway. Final figures, superseding the preliminary data for Faulkner County, will be included in a Bulletin for the State of Arkansas to be issued in several months. Similar data will be made available this year in preliminary and final form for each of the counties and States. A single copy of the preliminary release for Faulkner County as well as an order blank for other area releases may be obtained by writing to the Bureau of the Census, Washington 25, D. C.

Table 1.—CENSUS OF BUSINESS PRELIMINARY RESULTS FOR 1948, BY TRADE GROUP

FAULKNER COUNTY, ARK.

Trade group and kind of business	Number of establishments	1948 sales and receipts (Thousand dollars)	Active proprietors of unincorporated businesses Nov. 1948	Paid employees, workweek ended nearest Nov. 15, 1948	
				Total employees ¹	Full workweek employees
RETAIL TRADE, total.....	280	12,119	295	642	525
Food group.....	69	2,030	70	57	42
Eating and drinking places.....	33	470	37	96	81
General merchandise grp, general stores	59	2,245	57	137	90
Apparel group.....	16	603	17	42	32
Furniture-home furnishgs-appliance grp	11	829	14	31	28
Automotive group.....	17	2,177	17	94	94
Gasoline service stations.....	32	792	40	37	35
Lumber-building-hardware group.....	18	1,775	19	83	70
Drug and proprietary stores.....	6	320	6	31	25
All other retail stores.....	19	908	18	34	28
WHOLESALE TRADE, total.....	20	4,677	20	68	x
Merchant wholesalers.....	9	2,959	8	55	x
Other wholesale.....	11	1,718	12	13	x
SELECTED SERVICE TRADES, ^{2/} total.....	71	583	83	130	121
Personal services.....	44	413	50	113	107
All other service trades.....	27	170	33	17	14
TOURIST COURTS AND CAMPS.....	10	43	11	6	4

x Not available.

1/ Includes employees paid for less than the full workweek.

2/ See General Description on last page for changes from the 1939 Census of Business in the coverage of Service Trades.

Table 2.—CENSUS OF BUSINESS PRELIMINARY RESULTS FOR 1948 FOR CITIES OF 2,500 INHABITANTS OR MORE
FAULKNER COUNTY, ARK.

(Data omitted for trade groups where necessary to avoid disclosure)

City and trade group ¹	Number of establishments	1948 sales and receipts (Thousand dollars)	Active proprietors of unincorporated businesses Nov. 1948	Paid employees, workweek ended nearest Nov. 15, 1948	
				Total employees ²	Full workweek employees
Conway:					
Retail trade.....	183	10,752	198	589	485
Selected service trades....	61	573	73	130	121
Remainder of county:					
Retail trade.....	97	1,397	97	53	40
Selected service trades....	10	10	10	-	-

1/ See General Description on this page for changes from the 1939 Census of Business in the coverage of Service Trades.

2/ Includes employees paid for less than the full workweek.

GENERAL DESCRIPTION OF PRELIMINARY RELEASES FOR THE 1948 CENSUS OF BUSINESS

This series of releases, of which one is planned for each county in the United States, presents preliminary results of the 1948 Census of Business. The information is based on reports submitted by business establishments for that Census. The figures shown are preliminary, and are subject to revision in the final Census publications, but the changes are expected to be relatively minor with respect to coverage. The final Census figures will be issued in a series of Business Census bulletins which will show additional detailed kind-of-business information for all places where there are a sufficient number of establishments.

The 1948 Census of Business was taken under the provision of the Act of June 19, 1948, which provides that the Business Census be taken for 1948 and for each fifth year thereafter. Previous Business Censuses were taken for the years 1929, 1933, 1938, and 1939.

Scope of the Census.—The 1948 Census of Business covered all establishments in the following trades, as defined by the Standard Industrial Classification Manual, May 1949 issue, of the Executive Office of the President: all retail trades; all wholesale trades; all service trades in the following four groups—personal services, business services, automobile repairs and services, and miscellaneous repair services; hotels; tourist courts and camps; and amusements, including motion picture theaters. Some important services not covered are radio broadcasting and television, medical and health, legal, educational, nonprofit, accounting, and domestic services.

This coverage is similar to that of the 1939 Business Census. However, "custom trades" and "services incidental to transportation," which are no longer included in the standard classification of the service trades, are not covered by the 1948 Census. In a number of localities, these exclusions as well as

other changes in the standard classification may have a considerable effect in comparing 1948 with 1939 data, particularly with respect to establishment count.

Establishment definition.—For Census purposes, a business establishment is defined to include only enterprises conducted from a recognizable place of business, provided that the annual sales were in excess of \$5,000 for a wholesale trade establishment and \$500 for establishments in other trades. A detailed analysis of coverage will be provided in future Census of Business publications.

"Number of establishments" is the number of separate business locations, rather than the number of business companies or organizations, since the Census figures represent information reported separately for each business location or establishment. The establishment count reflects the number of places in business at the end of 1948 excluding administrative and executive offices of multiunit organizations, and "chain store" warehouses.

Sales and receipts.—"1948 sales and receipts" represents sales of merchandise and receipts from repairs and other services to customers. The figures reflect deductions for returned goods and allowances, but not for trade-in allowances; they exclude sales and excise taxes collected from customers and paid directly to any taxing agency.

Proprietors.—"Active proprietors..." represents owners and partners of unincorporated businesses who devoted the major portion of their time to the business in November 1948.

Employment.—"Number of paid employees..." represents all employees on the pay roll for the pay period ending nearest November 15, 1948. "Full workweek" employees, whether regular or seasonal, are those who in the November 15 pay period were paid for working at least the number of hours typically worked in a week by employees of the reporting establishment.

1948 CENSUS OF BUSINESS

RETAIL, WHOLESALE, SERVICE TRADES

U. S. DEPARTMENT OF COMMERCE
BUREAU OF THE CENSUS

PRELIMINARY

For Release April 5, 1950

Release Series BC-1P-03-024

FRANKLIN COUNTY, ARK.

Retail, wholesale, and service establishments located in Franklin County, Arkansas, showed a substantial expansion in dollar volume of trade from 1939 to 1948 according to preliminary figures from the 1948 Census of Business released today by the Bureau of the Census, U. S. Department of Commerce.

Retail sales in the county during 1948 aggregated \$4.8 million, an increase of 243 percent over the \$1.4 million in 1939, when the preceding Census of Business was taken. Wholesale sales in the county reached a total of \$1.5 million in 1948 as compared with \$0.2 million in 1939. The service trades included in the Census of Business recorded receipts totaling \$149,000 in 1948 compared with \$40,000 in 1939.

Employment in the county also rose over the 9-year period between 1939 and 1948 for the above trades. Establishments in these trades reported a combined total of 247 paid employees for the workweek ended nearest November 15, 1948. This compared with a total of 190 employees reported for the week of November 15, 1939.

These preliminary figures have been derived from a Census report on Franklin County, Arkansas. Final figures, superseding the preliminary data for Franklin County, will be included in a Bulletin for the State of Arkansas to be issued in several months. Similar data will be made available this year in preliminary and final form for each of the counties and States. A single copy of the preliminary release for Franklin County as well as an order blank for other area releases may be obtained by writing to the Bureau of the Census, Washington 25, D. C.

Table 1.—CENSUS OF BUSINESS PRELIMINARY RESULTS FOR 1948, BY TRADE GROUP
FRANKLIN COUNTY, ARK.

Trade group and kind of business	Number of establishments	1948 sales and receipts (Thousand dollars)	Active proprietors of unincorporated businesses Nov. 1948	Paid employees, workweek ended nearest Nov. 15, 1948	
				Total employees ¹	Full workweek employees
RETAIL TRADE, total.....	159	4,798	172	210	172
Food group.....	42	880	44	24	19
Eating and drinking places.....	24	207	27	34	26
General merchandise grp, general stores.....	27	938	35	48	34
Furniture home furnishings-appliance grp.....	7	212	8	8	7
Automotive group.....	6	876	8	27	21
Gasoline service stations.....	25	557	28	11	10
Lumber-building-hardware group.....	10	621	6	30	29
All other retail stores.....	18	507	16	28	26
WHOLESALE TRADE.....	8	1,518	12	17	x
SELECTED SERVICE TRADES, ^{2/} total.....	41	149	40	20	18
Personal services.....	26	103	25	14	12
All other service trades.....	15	46	15	6	6

x Not available.

^{1/} Includes employees paid for less than the full workweek.

^{2/} See General Description on last page for changes from the 1939 Census of Business in the coverage of Service Trades.

GENERAL DESCRIPTION OF PRELIMINARY RELEASES FOR THE 1948 CENSUS OF BUSINESS

This series of releases, of which one is planned for each county in the United States, presents preliminary results of the 1948 Census of Business. The information is based on reports submitted by business establishments for that Census. The figures shown are preliminary, and are subject to revision in the final Census publications, but the changes are expected to be relatively minor with respect to coverage. The final Census figures will be issued in a series of Business Census bulletins which will show additional detailed kind-of-business information for all places where there are a sufficient number of establishments.

The 1948 Census of Business was taken under the provision of the Act of June 19, 1948, which provides that the Business Census be taken for 1948 and for each fifth year thereafter. Previous Business Censuses were taken for the years 1929, 1933, 1935, and 1939.

Scope of the Census.--The 1948 Census of Business covered all establishments in the following trades, as defined by the Standard Industrial Classification Manual, May 1949 issue, of the Executive Office of the President: all retail trades; all wholesale trades; all service trades in the following four groups--personal services, business services, automobile repairs and services, and miscellaneous repair services; hotels; tourist courts and camps; and amusements, including motion picture theaters. Some important services not covered are radio broadcasting and television, medical and health, legal, educational, nonprofit, accounting, and domestic services.

This coverage is similar to that of the 1939 Business Census. However, "custom trades" and "services incidental to transportation," which are no longer included in the standard classification of the service trades, are not covered by the 1948 Census. In a number of localities, these exclusions as well as other changes in the standard classification may have a considerable effect in comparing

1948 with 1939 data, particularly with respect to establishment count.

Establishment definition.--For Census purposes, a business establishment is defined to include only enterprises conducted from a recognizable place of business, provided that the annual sales were in excess of \$5,000 for a wholesale trade establishment and \$500 for establishments in other trades. A detailed analysis of coverage will be provided in future Census of Business publications.

"Number of establishments" is the number of separate business locations, rather than the number of business companies or organizations, since the Census figures represent information reported separately for each business location or establishment. The establishment count reflects the number of places in business at the end of 1948 excluding administrative and executive offices of multiunit organizations, and "chain store" warehouses.

Sales and receipts.--"1948 sales and receipts" represents sales of merchandise and receipts from repairs and other services to customers. The figures reflect deductions for returned goods and allowances, but not for trade-in allowances; they exclude sales and excise taxes collected from customers and paid directly to any taxing agency.

Proprietors.--"Active proprietors..." represents owners and partners of unincorporated businesses who devoted the major portion of their time to the business in November 1948.

Employment.--"Number of paid employees..." represents all employees on the pay roll for the pay period ending nearest November 15, 1948. "Full workweek" employees, whether regular or seasonal, are those who in the November 15 pay period were paid for working at least the number of hours typically worked in a week by employees of the reporting establishment.

1948 CENSUS OF BUSINESS

RETAIL, WHOLESALE, SERVICE TRADES

U. S. DEPARTMENT OF COMMERCE
BUREAU OF THE CENSUS

PRELIMINARY

For Release April 10, 1950

Release Series BC-1P-03-025

FULTON COUNTY, ARK.

Retail and service establishments located in Fulton County, Arkansas, showed a substantial expansion in dollar volume of trade from 1939 to 1948 according to preliminary figures from the 1948 Census of Business released today by the Bureau of the Census, U. S. Department of Commerce.

Retail sales in the county during 1948 aggregated \$1.6 million, an increase of 220 percent over the \$0.5 million in 1939, when the preceding Census of Business was taken. The service trades included in the Census of Business recorded receipts totaling \$78,000 in 1948 compared with \$21,000 in 1939.

Employment in the county also rose over the 9-year period between 1939 and 1948 for the above trades. Establishments in these trades reported a combined total of 83 paid employees for the workweek ended nearest November 15, 1948. This compared with a total of 35 employees reported for the week of November 15, 1939.

These preliminary figures have been derived from a Census report on Fulton County, Arkansas. Final figures, superseding the preliminary data for Fulton County, will be included in a Bulletin for the State of Arkansas to be issued in several months. Similar data will be made available this year in preliminary and final form for each of the counties and States. A single copy of the preliminary release for Fulton County as well as an order blank for other area releases may be obtained by writing to the Bureau of the Census, Washington 25, D. C.

Table 1.—CENSUS OF BUSINESS PRELIMINARY RESULTS FOR 1948, BY TRADE GROUP

FULTON COUNTY, ARK.

Trade group and kind of business	Number of establishments	1948 sales and receipts (Thousand dollars)	Active proprietors of unincorporated businesses Nov. 1948	Paid employees, workweek ended nearest Nov. 15, 1948	
				Total employees ¹	Full workweek employees
RETAIL TRADE, total.....	95	1,645	101	76	43
Food group.....	28	363	29	10	6
Eating and drinking places....	15	86	15	15	7
Gasoline service stations.....	10	188	11	7	5
All other retail stores.....	42	1,008	46	44	25
SELECTED SERVICE TRADES, ² /total.	23	78	24	7	5
Personal services.....	13	49	13	4	3
All other service trades.....	10	29	11	3	2
AMUSEMENTS.....	7	24	5	6	x

x Not available.

¹/ Includes employees paid for less than the full workweek.

²/ See General Description on last page for changes from the 1939 Census of Business in the coverage of Service Trades.

GENERAL DESCRIPTION OF PRELIMINARY RELEASES FOR THE 1948 CENSUS OF BUSINESS

This series of releases, of which one is planned for each county in the United States, presents preliminary results of the 1948 Census of Business. The information is based on reports submitted by business establishments for that Census. The figures shown are preliminary, and are subject to revision in the final Census publications, but the changes are expected to be relatively minor with respect to coverage. The final Census figures will be issued in a series of Business Census bulletins which will show additional detailed kind-of-business information for all places where there are a sufficient number of establishments.

The 1948 Census of Business was taken under the provision of the Act of June 19, 1948, which provides that the Business Census be taken for 1948 and for each fifth year thereafter. Previous Business Censuses were taken for the years 1929, 1933, 1935, and 1939.

Scope of the Census.—The 1948 Census of Business covered all establishments in the following trades, as defined by the Standard Industrial Classification Manual, May 1949 issue, of the Executive Office of the President: all retail trades; all wholesale trades; all service trades in the following four groups—personal services, business services, automobile repairs and services, and miscellaneous repair services; hotels; tourist courts and camps; and amusements, including motion picture theaters. Some important services not covered are radio broadcasting and television, medical and health, legal, educational, nonprofit, accounting, and domestic services.

This coverage is similar to that of the 1939 Business Census. However, "custom trades" and "services incidental to transportation," which are no longer included in the standard classification of the service trades, are not covered by the 1948 Census. In a number of localities, these exclusions as well as other changes in the standard classification may have a considerable effect in comparing

1948 with 1939 data, particularly with respect to establishment count.

Establishment definition.—For Census purposes, a business establishment is defined to include only enterprises conducted from a recognizable place of business, provided that the annual sales were in excess of \$5,000 for a wholesale trade establishment and \$500 for establishments in other trades. A detailed analysis of coverage will be provided in future Census of Business publications.

"Number of establishments" is the number of separate business locations, rather than the number of business companies or organizations, since the Census figures represent information reported separately for each business location or establishment. The establishment count reflects the number of places in business at the end of 1948 excluding administrative and executive offices of multiunit organizations, and "chain store" warehouses.

Sales and receipts.—"1948 sales and receipts" represents sales of merchandise and receipts from repairs and other services to customers. The figures reflect deductions for returned goods and allowances, but not for trade-in allowances; they exclude sales and excise taxes collected from customers and paid directly to any taxing agency.

Proprietors.—"Active proprietors..." represents owners and partners of unincorporated businesses who devoted the major portion of their time to the business in November 1948.

Employment.—"Number of paid employees..." represents all employees on the pay roll for the pay period ending nearest November 15, 1948. "Full workweek" employees, whether regular or seasonal, are those who in the November 15 pay period were paid for working at least the number of hours typically worked in a week by employees of the reporting establishment.

1948 CENSUS OF BUSINESS

RETAIL, WHOLESALE, SERVICE TRADES

U. S. DEPARTMENT OF COMMERCE
BUREAU OF THE CENSUS

PRELIMINARY

For Release April 24, 1950

Release Series BC-1P-03-026

GARLAND COUNTY, ARK.

Retail, wholesale, and service establishments located in Garland County, Arkansas, showed a substantial expansion in dollar volume of trade from 1939 to 1948 according to preliminary figures from the 1948 Census of Business released today by the Bureau of the Census, U. S. Department of Commerce.

Retail sales in the county during 1948 aggregated \$41.9 million, an increase of 261 percent over the \$11.6 million in 1939, when the preceding Census of Business was taken. Wholesale sales in the county reached a total of \$14.7 million in 1948 as compared with \$4.4 million in 1939. The service trades included in the Census of Business recorded receipts totaling \$3.3 million in 1948 compared with \$1.4 million in 1939.

Employment in the county also rose over the 9-year period between 1939 and 1948 for the above trades. Establishments in these trades reported a combined total of 3,740 paid employees for the workweek ended nearest November 15, 1948. This compared with a total of 2,586 employees reported for the week of November 15, 1939.

These preliminary figures have been derived from a Census report on Garland County, Arkansas, which also includes data for the city of Hot Springs. Final figures, superseding the preliminary data for Garland County, will be included in a Bulletin for the State of Arkansas to be issued in several months. Similar data will be made available this year in preliminary and final form for each of the counties and States. A single copy of the preliminary release for Garland County as well as an order blank for other area releases may be obtained by writing to the Bureau of the Census, Washington 25, D. C.

Table 1.—CENSUS OF BUSINESS PRELIMINARY RESULTS FOR 1948, BY TRADE GROUP
GARLAND COUNTY, ARK.

Trade group and kind of business	Number of establishments	1948 sales and receipts (Thousand dollars)	Active proprietors of unincorporated businesses Nov. 1948	Paid employees, workweek ended nearest Nov. 15, 1948	
				Total employees ¹	Full workweek employees
RETAIL TRADE, total.....	780	41,866	791	2,642	2,321
Food group.....	205	8,326	213	255	220
Eating and drinking places.....	180	4,302	192	704	632
General merchandise grp, general stores	18	4,503	11	409	288
Apparel group.....	51	4,188	41	233	194
Furniture-home furnishings-appliance grp	34	2,199	36	135	127
Automotive group.....	32	6,237	27	279	271
Gasoline service stations.....	75	2,096	80	84	80
Lumber-building-hardware group.....	28	2,320	33	165	164
Drug and proprietary stores.....	33	1,878	30	143	132
All other retail stores.....	124	5,817	128	235	213
WHOLESALE TRADE, total.....	43	14,741	42	320	x
Merchant wholesalers.....	30	10,769	34	284	x
Other types of wholesale.....	13	3,972	8	36	x
SELECTED SERVICE TRADES, 2/total.....	230	3,344	222	778	725
Personal services.....	154	2,464	143	686	637
All other service trades.....	76	880	79	92	88
TOURIST COURTS AND CAMPS.....	92	552	94	59	57
AMUSEMENTS.....	31	2,667	18	200	x

x Not available.

1/ Includes employees paid for less than the full workweek.

2/ See General Description on last page for changes from the 1939 Census of Business in the coverage of Service Trades.

Table 2.—CENSUS OF BUSINESS PRELIMINARY RESULTS FOR 1948 FOR CITIES OF 2,500 INHABITANTS OR MORE

GARLAND COUNTY, ARK.

(Data omitted for trade groups where necessary to avoid disclosure)

City and trade group ¹	Number of establishments	1948 sales and receipts (Thousand dollars)	Active proprietors of unincorporated businesses Nov. 1948	Paid employees, workweek ended nearest Nov. 15, 1948	
				Total employees ²	Full workweek employees
Hot Springs:					
Retail trade.....	646	38,926	663	2,534	2,224
Selected service trades...	223	3,320	214	777	724
Tourist courts and camps..	61	458	61	54	52
Amusements.....	26	2,621	13	196	x
Remainder of county:					
Retail trade.....	134	2,940	128	108	97
Selected service trades...	7	24	8	1	1
Tourist courts and camps..	31	94	33	5	5
Amusements.....	5	46	5	4	x

x Not available.

1/ See General Description on this page for changes from the 1939 Census of Business in the coverage of Service Trades.

2/ Includes employees paid for less than the full workweek.

GENERAL DESCRIPTION OF PRELIMINARY RELEASES FOR THE 1948 CENSUS OF BUSINESS

This series of releases, of which one is planned for each county in the United States, presents preliminary results of the 1948 Census of Business. The information is based on reports submitted by business establishments for that Census. The figures shown are preliminary, and are subject to revision in the final Census publications, but the changes are expected to be relatively minor with respect to coverage. The final Census figures will be issued in a series of Business Census bulletins which will show additional detailed kind-of-business information for all places where there are a sufficient number of establishments.

The 1948 Census of Business was taken under the provision of the Act of June 19, 1948, which provides that the Business Census be taken for 1948 and for each fifth year thereafter. Previous Business Censuses were taken for the years 1929, 1933, 1935, and 1939.

Scope of the Census.—The 1948 Census of Business covered all establishments in the following trades, as defined by the Standard Industrial Classification Manual, May 1949 issue, of the Executive Office of the President: all retail trades; all wholesale trades; all service trades in the following four groups—personal services, business services, automobile repairs and services, and miscellaneous repair services; hotels; tourist courts and camps; and amusements, including motion picture theaters. Some important services not covered are radio broadcasting and television, medical and health, legal, educational, nonprofit, accounting, and domestic services.

This coverage is similar to that of the 1939 Business Census. However, "custom trades" and "services incidental to transportation," which are no longer included in the standard classification of the service trades, are not covered by the 1948 Census. In a number of localities, these exclusions as well as other changes in the standard classification may have

a considerable effect in comparing 1948 with 1939 data, particularly with respect to establishment count.

Establishment definition.—For Census purposes, a business establishment is defined to include only enterprises conducted from a recognizable place of business, provided that the annual sales were in excess of \$5,000 for a wholesale trade establishment and \$500 for establishments in other trades. A detailed analysis of coverage will be provided in future Census of Business publications.

"Number of establishments" is the number of separate business locations, rather than the number of business companies or organizations, since the Census figures represent information reported separately for each business location or establishment. The establishment count reflects the number of places in business at the end of 1948 excluding administrative and executive offices of multiunit organizations, and "chain store" warehouses.

Sales and receipts.—"1948 sales and receipts" represents sales of merchandise and receipts from repairs and other services to customers. The figures reflect deductions for returned goods and allowances, but not for trade-in allowances; they exclude sales and excise taxes collected from customers and paid directly to any taxing agency.

Proprietors.—"Active proprietors..." represents owners and partners of unincorporated businesses who devoted the major portion of their time to the business in November 1948.

Employment.—"Number of paid employees..." represents all employees on the pay roll for the pay period ending nearest November 15, 1948. "Full workweek" employees, whether regular or seasonal, are those who in the November 15 pay period were paid for working at least the number of hours typically worked in a week by employees of the reporting establishment.

1948 CENSUS OF BUSINESS

RETAIL, WHOLESALE, SERVICE TRADES

U. S. DEPARTMENT OF COMMERCE
BUREAU OF THE CENSUS

PRELIMINARY

For Release April 5, 1950

Release Series BC-1P-03-027

GRANT COUNTY, ARK.

Retail and service establishments located in Grant County, Arkansas, showed a substantial expansion in dollar volume of trade from 1939 to 1948 according to preliminary figures from the 1948 Census of Business released today by the Bureau of the Census, U. S. Department of Commerce.

Retail sales in the county during 1948 aggregated \$2.8 million, an increase of 180 percent over the \$1.0 million in 1939, when the preceding Census of Business was taken. The service trades included in the Census of Business recorded receipts totaling \$105,000 in 1948 compared with \$42,000 in 1939.

Employment in the county also rose over the 9-year period between 1939 and 1948 for the above trades. Establishments in these trades reported a combined total of 105 paid employees for the workweek ended nearest November 15, 1948. This compared with a total of 76 employees reported for the week of November 15, 1939.

These preliminary figures have been derived from a Census report on Grant County, Arkansas. Final figures, superseding the preliminary data for Grant County, will be included in a Bulletin for the State of Arkansas to be issued in several months. Similar data will be made available this year in preliminary and final form for each of the counties and States. A single copy of the preliminary release for Grant County as well as an order blank for other area releases may be obtained by writing to the Bureau of the Census, Washington 25, D. C.

Table 1.—CENSUS OF BUSINESS PRELIMINARY RESULTS FOR 1948, BY TRADE GROUP
GRANT COUNTY, ARK.

Trade group and kind of business	Number of establishments	1948 sales and receipts (Thousand dollars)	Active proprietors of unincorporated businesses Nov. 1948	Paid employees, workweek ended nearest Nov. 15, 1948	
				Total employees ¹	Full workweek employees
RETAIL TRADE, total.....	102	2,842	109	87	73
Food group.....	40	727	40	16	15
Eating and drinking places....	10	55	11	8	8
Gasoline service stations.....	13	272	15	8	5
All other retail stores.....	39	1,788	43	55	45
SELECTED SERVICE TRADES, ^{2/} total.	17	105	17	18	18
Personal services.....	9	50	10	9	9
All other service trades.....	8	55	7	9	9

^{1/} Includes employees paid for less than the full workweek.

^{2/} See General Description on last page for changes from the 1939 Census of Business in the coverage of Service Trades.

GENERAL DESCRIPTION OF PRELIMINARY RELEASES FOR THE 1948 CENSUS OF BUSINESS

This series of releases, of which one is planned for each county in the United States, presents preliminary results of the 1948 Census of Business. The information is based on reports submitted by business establishments for that Census. The figures shown are preliminary, and are subject to revision in the final Census publications, but the changes are expected to be relatively minor with respect to coverage. The final Census figures will be issued in a series of Business Census bulletins which will show additional detailed kind-of-business information for all places where there are a sufficient number of establishments.

The 1948 Census of Business was taken under the provision of the Act of June 19, 1948, which provides that the Business Census be taken in 1948 and for each fifth year thereafter. Previous Business Censuses were taken for the years 1929, 1933, 1935, and 1939.

Scope of the Census.--The 1948 Census of Business covered all establishments in the following trades, as defined by the Standard Industrial Classification Manual, May 1949 issue, of the Executive Office of the President: all retail trades; all wholesale trades; all service trades in the following four groups--personal services, business services, automobile repairs and services, and miscellaneous repair services; hotels; tourist courts and camps, and amusements, including motion picture theaters. Some important services not covered are radio broadcasting and television, medical and health, legal, educational, nonprofit, accounting, and domestic services.

This coverage is similar to that of the 1939 Business Census. However, "custom trades" and "services incidental to transportation," which are no longer included in the standard classification of the service trades, are not covered by the 1948 Census. In a number of localities, these exclusions as well as other changes in the standard classification may have a considerable effect in comparing

1948 with 1939 data, particularly with respect to establishment count.

Establishment definition.--For Census purposes, a business establishment is defined to include only enterprises conducted from a recognizable place of business, provided that the annual sales were in excess of \$5,000 for a wholesale trade establishment and \$500 for establishments in other trades. A detailed analysis of coverage will be provided in future Census of Business publications.

"Number of establishments" is the number of separate business locations, rather than the number of business companies or organizations, since the Census figures represent information reported separately for each business location or establishment. The establishment count reflects the number of places in business at the end of 1948 excluding administrative and executive offices of multiunit organizations, and "chain store" warehouses.

Sales and receipts.--"1948 sales and receipts" represents sales of merchandise and receipts from repairs and other services to customers. The figures reflect deductions for returned goods and allowances, but not for trade-in allowances; they exclude sales and excise taxes collected from customers and paid directly to any taxing agency.

Proprietors.--"Active proprietors..." represents owners and partners of unincorporated businesses who devoted the major portion of their time to the business in November 1948.

Employment.--"Number of paid employees..." represents all employees on the pay roll for the pay period ending nearest November 15, 1948. "Full workweek" employees, whether regular or seasonal, are those who in the November 15 pay period were paid for working at least the number of hours typically worked in a week by employees of the reporting establishment.

1948 CENSUS OF BUSINESS

RETAIL, WHOLESALE, SERVICE TRADES

U. S. DEPARTMENT OF COMMERCE
BUREAU OF THE CENSUS

PRELIMINARY

For Release April 12, 1950

Release Series BC-1P-03-028

GREENE COUNTY, ARK.

Retail, wholesale, and service establishments located in Greene County, Arkansas, showed a substantial expansion in dollar volume of trade from 1939 to 1948 according to preliminary figures from the 1948 Census of Business released today by the Bureau of the Census, U. S. Department of Commerce.

Retail sales in the county during 1948 aggregated \$14.9 million, an increase of 314 percent over the \$3.6 million in 1939, when the preceding Census of Business was taken. Wholesale sales in the county reached a total of \$12.8 million in 1948 as compared with \$2.3 million in 1939. The service trades included in the Census of Business recorded receipts totaling \$617,000 in 1948 compared with \$168,000 in 1939.

Employment in the county also rose over the 9-year period between 1939 and 1948 for the above trades. Establishments in these trades reported a combined total of 1,199 paid employees for the workweek ended nearest November 15, 1948. This compared with a total of 616 employees reported for the week of November 15, 1939.

These preliminary figures have been derived from a Census report on Greene County, Arkansas, which also includes data for the city of Paragould. Final figures superseding the preliminary data for Greene County, will be included in a Bulletin for the State of Arkansas to be issued in several months. Similar data will be made available this year in preliminary and final form for each of the counties and States. A single copy of the preliminary release for Greene County as well as an order blank for other area releases may be obtained by writing to the Bureau of the Census, Washington 25, D. C.

Table 1.—CENSUS OF BUSINESS PRELIMINARY RESULTS FOR 1948, BY TRADE GROUP

GREENE COUNTY, ARK.

Trade group and kind of business	Number of establishments	1948 sales and receipts (Thousand dollars)	Active proprietors of unincorporated businesses Nov. 1948	Paid employees, workweek ended nearest Nov. 15, 1948	
				Total employees ¹	Full workweek employees
RETAIL TRADE, total.....	337	14,931	345	827	643
Food group.....	114	3,150	118	95	73
Eating and drinking places.....	43	542	47	95	64
General merchandise grp, general stores.....	44	1,899	44	151	80
Apparel group.....	16	1,411	14	137	119
Furniture-home furnishgs-appliance grp.....	12	906	12	35	34
Automotive group.....	21	2,142	21	85	79
Gasoline service stations.....	23	459	27	35	25
Lumber-building-hardware group.....	23	2,900	21	110	103
Drug and proprietary stores.....	9	349	12	28	20
All other retail stores.....	32	1,173	29	56	46
WHOLESALE TRADE, total.....	36	12,815	29	253	x
Merchant wholesalers.....	8	3,030	2	75	x
Other types of wholesalers.....	28	9,785	27	178	x
SELECTED SERVICE TRADES, ² total.....	91	617	107	119	95
Personal services.....	42	422	53	99	82
All other service trades.....	49	195	54	20	13

x/ Not available.

1/ Includes employees paid for less than the full workweek.

2/ See General Description on last page for changes from the 1939 Census of Business in the coverage of Service Trades.

Table 2.—CENSUS OF BUSINESS PRELIMINARY RESULTS FOR 1948 FOR CITIES OF 2,500 INHABITANTS OR MORE

GREENE COUNTY, ARK.

(Data omitted for trade groups where necessary to avoid disclosure)

City and trade group ¹	Number of establishments	1948 sales and receipts (Thousand dollars)	Active proprietors of unincorporated businesses Nov. 1948	Paid employees, workweek ended nearest Nov. 15, 1948	
				Total employees ²	Full workweek employees
Paragould:					
Retail trade.....	210	12,576	212	764	597
Wholesale trade.....	22	9,048	14	217	x
Selected service trades....	60	530	73	111	89
Remainder of county:					
Retail trade.....	127	2,355	133	63	46
Wholesale trade.....	14	3,767	15	36	x
Selected service trades....	31	87	34	8	6

x Not available.

1/ See General Description on this page for changes from the 1939 Census of Business in the coverage of Service Trades.

2/ Includes employees paid for less than the full workweek.

GENERAL DESCRIPTION OF PRELIMINARY RELEASES FOR THE 1948 CENSUS OF BUSINESS

This series of releases, of which one is planned for each county in the United States, presents preliminary results of the 1948 Census of Business. The information is based on reports submitted by business establishments for that Census. The figures shown are preliminary, and are subject to revision in the final Census publications, but the changes are expected to be relatively minor with respect to coverage. The final Census figures will be issued in a series of Business Census bulletins which will show additional detailed kind-of-business information for all places where there are a sufficient number of establishments.

The 1948 Census of Business was taken under the provision of the Act of June 19, 1948, which provides that the Business Census be taken for 1948 and for each fifth year thereafter. Previous Business Censuses were taken for the years 1929, 1933, 1935, and 1939.

Scope of the Census.—The 1948 Census of Business covered all establishments in the following trades, as defined by the Standard Industrial Classification Manual, May 1949 issue, of the Executive Office of the President: all retail trades; all wholesale trades; all service trades in the following four groups—personal services, business services, automobile repairs and services, and miscellaneous repair services; hotels; tourist courts and camps; and amusements, including motion picture theaters. Some important services not covered are radio broadcasting and television, medical and health, legal, educational, nonprofit, accounting, and domestic services.

This coverage is similar to that of the 1939 Business Census. However, "custom trades" and "services incidental to transportation," which are no longer included in the standard classification of the service trades, are not covered by the 1948 Census. In a number of localities, these exclusions as well as

other changes in the standard classification may have a considerable effect in comparing 1948 with 1939 data, particularly with respect to establishment count.

Establishment definition.—For Census purposes, a business establishment is defined to include only enterprises conducted from a recognizable place of business, provided that the annual sales were in excess of \$5,000 for a wholesale trade establishment and \$500 for establishments in other trades. A detailed analysis of coverage will be provided in future Census of Business publications.

"Number of establishments" is the number of separate business locations, rather than the number of business companies or organizations, since the Census figures represent information reported separately for each business location or establishment. The establishment count reflects the number of places in business at the end of 1948 excluding administrative and executive offices of multiunit organizations, and "chain store" warehouses.

Sales and receipts.—"1948 sales and receipts" represents sales of merchandise and receipts from repairs and other services to customers. The figures reflect deductions for returned goods and allowances, but not for trade-in allowances; they exclude sales and excise taxes collected from customers and paid directly to any taxing agency.

Proprietors.—"Active proprietors..." represents owners and partners of unincorporated businesses who devoted the major portion of their time to the business in November 1948.

Employment.—"Number of paid employees..." represents all employees on the pay roll for the pay period ending nearest November 15, 1948. "Full workweek" employees, whether regular or seasonal, are those who in the November 15 pay period were paid for working at least the number of hours typically worked in a week by employees of the reporting establishment.

1948 CENSUS OF BUSINESS

RETAIL, WHOLESALE, SERVICE TRADES

U. S. DEPARTMENT OF COMMERCE
BUREAU OF THE CENSUS

PRELIMINARY

For Release April 10, 1950

Release Series BC-1P-03-029

HEMPSTEAD COUNTY, ARK.

Retail, wholesale, and service establishments located in Hempstead County, Arkansas, showed a substantial expansion in dollar volume of trade from 1939 to 1948 according to preliminary figures from the 1948 Census of Business released today by the Bureau of the Census, U. S. Department of Commerce.

Retail sales in the county during 1948 aggregated \$13.8 million, an increase of 207 percent over the \$4.5 million in 1939, when the preceding Census of Business was taken. Wholesale sales in the county reached a total of \$9.1 million in 1948 as compared with \$3.6 million in 1939. The service trades included in the Census of Business recorded receipts totaling \$465,000 in 1948 compared with \$121,000 in 1939.

Employment in the county also rose over the 9-year period between 1939 and 1948 for the above trades. Establishments in these trades reported a combined total of 1,024 paid employees for the workweek ended nearest November 15, 1948. This compared with a total of 577 employees reported for the week of November 15, 1939.

These preliminary figures have been derived from a Census report on Hempstead County, Arkansas, which also includes data for the city of Hope. Final figures, superseding the preliminary data for Hempstead County, will be included in a Bulletin for the State of Arkansas to be issued in several months. Similar data will be made available this year in preliminary and final form for each of the counties and States. A single copy of the preliminary release for Hempstead County as well as an order blank for other area releases may be obtained by writing to the Bureau of the Census, Washington 25, D. C.

Table 1.—CENSUS OF BUSINESS PRELIMINARY RESULTS FOR 1948, BY TRADE GROUP
HEMPSTEAD COUNTY, ARK.

Trade group and kind of business	Number of establishments	1948 sales and receipts (Thousand dollars)	Active proprietors of unincorporated businesses Nov. 1948	Paid employees, workweek ended nearest Nov. 15, 1948	
				Total employees ¹	Full workweek employees
RETAIL TRADE, total.....	310	13,824	323	686	533
Food group.....	107	2,792	110	90	58
Eating and drinking places.....	33	278	34	64	48
General merchandise grp, general stores	52	2,305	52	158	99
Apparel group.....	15	661	14	46	33
Furniture-home furnishgs-appliance grp	13	573	13	33	29
Automotive group.....	21	4,435	22	147	144
Gasoline service stations.....	29	653	35	41	34
Lumber-building-hardware group.....	13	1,306	9	50	46
Drug and proprietary stores.....	7	348	11	28	22
All other retail stores.....	20	473	23	29	20
WHOLESALE TRADE, total.....	27	9,108	21	168	x
Merchant wholesalers.....	18	6,672	14	146	x
Other types of wholesalers.....	9	2,436	7	22	x
SELECTED SERVICE TRADES, ² /total.....	49	465	50	170	154
Personal services.....	32	320	31	114	108
All other service trades.....	17	145	19	56	46
TOURIST COURTS AND CAMPS.....	5	18	5	2	2

x Not available.

¹/ Includes employees paid for less than the full workweek.

²/ See General Description on last page for changes from the 1939 Census of Business in the coverage of Service Trades.

Table 2.—CENSUS OF BUSINESS PRELIMINARY RESULTS FOR 1948 FOR CITIES OF 2,500 INHABITANTS OR MORE

HEMPSTEAD COUNTY, ARK.

(Data omitted for trade groups where necessary to avoid disclosure)

City and trade group	Number of establishments	1948 sales and receipts (Thousand dollars)	Active proprietors of unincorporated businesses Nov. 1948	Paid employees, workweek ended nearest Nov. 15, 1948	
				Total employees ¹	Full workweek employees
Hope:					
Retail trade.....	200	11,975	205	609	475
Remainder of county:					
Retail trade.....	110	1,849	118	77	58

¹/ Includes employees paid for less than the full workweek.

GENERAL DESCRIPTION OF PRELIMINARY RELEASES FOR THE 1948 CENSUS OF BUSINESS

This series of releases, of which one is planned for each county in the United States, presents preliminary results of the 1948 Census of Business. The information is based on reports submitted by business establishments for that Census. The figures shown are preliminary, and are subject to revision in the final Census publications, but the changes are expected to be relatively minor with respect to coverage. The final Census figures will be issued in a series of Business Census bulletins which will show additional detailed kind-of-business information for all places where there are a sufficient number of establishments.

The 1948 Census of Business was taken under the provision of the Act of June 19, 1948, which provides that the Business Census be taken for 1948 and for each fifth year thereafter. Previous Business Censuses were taken for the years 1929, 1933, 1935, and 1939.

Scope of the Census.—The 1948 Census of Business covered all establishments in the following trades, as defined by the Standard Industrial Classification Manual, May 1949 issue, of the Executive Office of the President: all retail trades; all wholesale trades; all service trades in the following four groups—personal services, business services, automobile repairs and services, and miscellaneous repair services; hotels; tourist courts and camps; and amusements, including motion picture theaters. Some important services not covered are radio broadcasting and television, medical and health, legal, educational, nonprofit, accounting, and domestic services.

This coverage is similar to that of the 1939 Business Census. However, "custom trades" and "services incidental to transportation," which are no longer included in the standard classification of the service trades, are not covered by the 1948 Census. In a number of localities, these exclusions as well as

other changes in the standard classification may have a considerable effect in comparing 1948 with 1939 data, particularly with respect to establishment count.

Establishment definition.—For Census purposes, a business establishment is defined to include only enterprises conducted from a recognizable place of business, provided that the annual sales were in excess of \$5,000 for a wholesale trade establishment and \$500 for establishments in other trades. A detailed analysis of coverage will be provided in future Census of Business publications.

"Number of establishments" is the number of separate business locations, rather than the number of business companies or organizations, since the Census figures represent information reported separately for each business location or establishment. The establishment count reflects the number of places in business at the end of 1948 excluding administrative and executive offices of multinit organizations, and "chain store" warehouses.

Sales and receipts.—"1948 sales and receipts" represents sales of merchandise and receipts from repairs and other services to customers. The figures reflect deductions for returned goods and allowances, but not for trade-in allowances; they exclude sales and excise taxes collected from customers and paid directly to any taxing agency.

Proprietors.—"Active proprietors..." represents owners and partners of unincorporated businesses who devoted the major portion of their time to the business in November 1948.

Employment.—"Number of paid employees..." represents all employees on the pay roll for the pay period ending nearest November 15, 1948. "Full workweek" employees, whether regular or seasonal, are those who in the November 15 pay period were paid for working at least the number of hours typically worked in a week by employees of the reporting establishment.

1948 CENSUS OF BUSINESS

RETAIL, WHOLESALE, SERVICE TRADES

U. S. DEPARTMENT OF COMMERCE
BUREAU OF THE CENSUS

PRELIMINARY

For Release April 5, 1950

Release Series BC-1P-03-030

HOT SPRING COUNTY, ARK.

Retail, wholesale, and service establishments located in Hot Spring County, Arkansas, showed a substantial expansion in dollar volume of trade from 1939 to 1948 according to preliminary figures from the 1948 Census of Business released today by the Bureau of the Census, U. S. Department of Commerce.

Retail sales in the county during 1948 aggregated \$9.6 million, an increase of 357 percent over the \$2.1 million in 1939, when the preceding Census of Business was taken. Wholesale sales in the county reached a total of \$4.8 million in 1948 as compared with \$0.9 million in 1939. The service trades included in the Census of Business recorded receipts totaling \$415,000 in 1948 compared with \$85,000 in 1939.

Employment in the county also rose over the 9-year period between 1939 and 1948 for the above trades. Establishments in these trades reported a combined total of 658 paid employees for the workweek ended nearest November 15, 1948. This compared with a total of 251 employees reported for the week of November 15, 1939.

These preliminary figures have been derived from a Census report on Hot Spring County, Arkansas, which also includes data for the city of Malvern. Final figures, superseding the preliminary data for Hot Spring County, will be included in a Bulletin for the State of Arkansas to be issued in several months. Similar data will be made available this year in preliminary and final form for each of the counties and States. A single copy of the preliminary release for Hot Spring County as well as an order blank for other area releases may be obtained by writing to the Bureau of the Census, Washington 25, D. C.

Table 1.—CENSUS OF BUSINESS PRELIMINARY RESULTS FOR 1948, BY TRADE GROUP

HOT SPRING COUNTY, ARK.

Trade group and kind of business	Number of establishments	1948 sales and receipts (Thousand dollars)	Active proprietors of unincorporated businesses Nov. 1948	Paid employees, workweek ended nearest Nov. 15, 1948	
				Total employees ¹	Full workweek employees
RETAIL TRADE, total.....	275	9,628	307	501	409
Food group.....	91	2,631	97	90	73
Eating and drinking places.....	29	248	33	70	63
General merchandise grp, general stores.....	21	952	21	70	35
Apparel group.....	12	573	15	28	18
Furniture-home furnishgs-appliance grp.....	12	398	13	14	14
Automotive group.....	22	1,988	25	102	100
Gasoline service stations.....	48	813	52	24	21
Lumber-building-hardware group.....	13	1,297	11	60	51
Drug and proprietary stores.....	7	300	12	17	14
All other retail stores.....	20	428	28	26	20
WHOLESALE TRADE.....	17	4,834	13	60	x
SELECTED SERVICE TRADES, ² /total.....	65	415	63	97	83
Personal services.....	40	326	38	84	72
All other service trades.....	25	89	25	13	11

x Not available.

¹/ Includes employees paid for less than the full workweek.

²/ See General Description on last page for changes from the 1939 Census of Business in the coverage of Service Trades.

Table 2.—CENSUS OF BUSINESS PRELIMINARY RESULTS FOR 1948 FOR CITIES OF 2,500 INHABITANTS OR MORE

HOT SPRING COUNTY, ARK.

(Data omitted for trade groups where necessary to avoid disclosure)

City and trade group ¹	Number of establishments	1948 sales and receipts (Thousand dollars)	Active proprietors of unincorporated businesses Nov. 1948	Paid employees, workweek ended nearest Nov. 15, 1948	
				Total employees ²	Full workweek employees
Malvern:					
Retail trade.....	168	8,310	194	449	369
Selected service trades....	53	398	51	94	80
Remainder of county:					
Retail trade.....	107	1,318	113	52	40
Selected service trades....	12	17	12	3	3

1/ See General Description on this page for changes from the 1939 Census of Business in the coverage of Service Trades.

2/ Includes employees paid for less than the full workweek.

GENERAL DESCRIPTION OF PRELIMINARY RELEASES FOR THE 1948 CENSUS OF BUSINESS

This series of releases, of which one is planned for each county in the United States, presents preliminary results of the 1948 Census of Business. The information is based on reports submitted by business establishments for that Census. The figures shown are preliminary, and are subject to revision in the final Census publications, but the changes are expected to be relatively minor with respect to coverage. The final Census figures will be issued in a series of Business Census bulletins which will show additional detailed kind-of-business information for all places where there are a sufficient number of establishments.

The 1948 Census of Business was taken under the provision of the Act of June 19, 1948, which provides that the Business Census be taken for 1948 and for each fifth year thereafter. Previous Business Censuses were taken for the years 1929, 1933, 1935, and 1939.

Scope of the Census.—The 1948 Census of Business covered all establishments in the following trades, as defined by the Standard Industrial Classification Manual, May 1949 issue, of the Executive Office of the President: all retail trades; all wholesale trades; all service trades in the following four groups—personal services, business services, automobile repairs and services, and miscellaneous repair services; hotels; tourist courts and camps; and amusements, including motion picture theaters. Some important services not covered are radio broadcasting and television, medical and health, legal, educational, nonprofit, accounting, and domestic services.

This coverage is similar to that of the 1939 Business Census. However, "custom trades" and "services incidental to transportation," which are no longer included in the standard classification of the service trades, are not covered by the 1948 Census. In a number of localities, these exclusions as well as

other changes in the standard classification may have a considerable effect in comparing 1948 with 1939 data, particularly with respect to establishment count.

Establishment definition.—For Census purposes, a business establishment is defined to include only enterprises conducted from a recognizable place of business, provided that the annual sales were in excess of \$5,000 for a wholesale trade establishment and \$500 for establishments in other trades. A detailed analysis of coverage will be provided in future Census of Business publications.

"Number of establishments" is the number of separate business locations, rather than the number of business companies or organizations, since the Census figures represent information reported separately for each business location or establishment. The establishment count reflects the number of places in business at the end of 1948 excluding administrative and executive offices of multiunit organizations, and "chain store" warehouses.

Sales and receipts.—"1948 sales and receipts" represents sales of merchandise and receipts from repairs and other services to customers. The figures reflect deductions for returned goods and allowances, but not for trade-in allowances; they exclude sales and excise taxes collected from customers and paid directly to any taxing agency.

Proprietors.—"Active proprietors..." represents owners and partners of unincorporated businesses who devoted the major portion of their time to the business in November 1948.

Employment.—"Number of paid employees..." represents all employees on the pay roll for the pay period ending nearest November 15, 1948. "Full workweek" employees, whether regular or seasonal, are those who in the November 15 pay period were paid for working at least the number of hours typically worked in a week by employees of the reporting establishment.

1948 CENSUS OF BUSINESS

RETAIL, WHOLESALE, SERVICE TRADES

U. S. DEPARTMENT OF COMMERCE
BUREAU OF THE CENSUS

PRELIMINARY

For Release April 6, 1950

Release Series BC-1P-03-031

HOWARD COUNTY, ARK.

Retail, wholesale, and service establishments located in Howard County, Arkansas, showed a substantial expansion in dollar volume of trade from 1939 to 1948 according to preliminary figures from the 1948 Census of Business released today by the Bureau of the Census, U. S. Department of Commerce.

Retail sales in the county during 1948 aggregated \$6.6 million, an increase of 187 percent over the \$2.3 million in 1939, when the preceding Census of Business was taken. Wholesale sales in the county reached a total of \$4.1 million in 1948 as compared with \$1.0 million in 1939. The service trades included in the Census of Business recorded receipts totaling \$178,000 in 1948 compared with \$87,000 in 1939.

Employment in the county also rose over the 9-year period between 1939 and 1948 for the above trades. Establishments in these trades reported a combined total of 441 paid employees for the workweek ended nearest November 15, 1948. This compared with a total of 290 employees reported for the week of November 15, 1939.

These preliminary figures have been derived from a Census report on Howard County, Arkansas, which also includes data for the city of Nashville. Final figures, superseding the preliminary data for Howard County, will be included in a Bulletin for the State of Arkansas to be issued in several months. Similar data will be made available this year in preliminary and final form for each of the counties and States. A single copy of the preliminary release for Howard County as well as an order blank for other area releases may be obtained by writing to the Bureau of the Census, Washington 25, D. C.

Table 1.—CENSUS OF BUSINESS PRELIMINARY RESULTS FOR 1948, BY TRADE GROUP
HOWARD COUNTY, ARK.

Trade group and kind of business	Number of establishments	1948 sales and receipts (Thousand dollars)	Active proprietors of unincorporated businesses Nov. 1948	Paid employees, workweek ended nearest Nov. 15, 1948	
				Total employees ¹	Full workweek employees
RETAIL TRADE.....	155	6,619	165	358	255
Food group.....	51	1,535	58	57	39
Eating and drinking places.....	20	112	20	32	17
General merchandise grp, general stores	21	1,427	20	92	66
Automotive group.....	10	1,204	12	59	50
Gasoline service stations.....	20	285	22	11	6
Lumber-building-hardware group.....	10	1,036	10	36	32
Drug and proprietary stores.....	6	254	5	19	15
All other retail stores.....	17	766	18	52	30
WHOLESALE TRADE.....	15	4,080	10	48	x
SELECTED SERVICE TRADES, ² /total.....	42	178	48	35	27
Personal services.....	26	116	31	24	21
All other service trades.....	16	62	17	11	6
AMUSEMENTS.....	6	23	6	6	x

x Not available.

¹/ Includes employees paid for less than the full workweek.

²/ See General Description on last page for changes from the 1939 Census of Business in the coverage of Service Trades.

Table 2.—CENSUS OF BUSINESS PRELIMINARY RESULTS FOR 1948 FOR CITIES OF 2,500 INHABITANTS OR MORE
HOWARD COUNTY, ARK.

(Data omitted for trade groups where necessary to avoid disclosure)

City and trade group ¹	Number of establishments	1948 sales and receipts (Thousand dollars)	Active proprietors of unincorporated businesses Nov. 1948	Paid employees, workweek ended nearest Nov. 15, 1948	
				Total employees ²	Full workweek employees
Nashville:					
Retail trade.....	86	4,926	88	293	208
Selected service trades....	27	130	31	31	24
Remainder of county:					
Retail trade.....	69	1,693	77	65	47
Selected service trades....	15	48	17	4	3

1/ See General Description on this page for changes from the 1939 Census of Business in the coverage of Service Trades.

2/ Includes employees paid for less than the full workweek.

GENERAL DESCRIPTION OF PRELIMINARY RELEASES FOR THE 1948 CENSUS OF BUSINESS

This series of releases, of which one is planned for each county in the United States, presents preliminary results of the 1948 Census of Business. The information is based on reports submitted by business establishments for that Census. The figures shown are preliminary, and are subject to revision in the final Census publications, but the changes are expected to be relatively minor with respect to coverage. The final Census figures will be issued in a series of Business Census bulletins which will show additional detailed kind-of-business information for all places where there are a sufficient number of establishments.

The 1948 Census of Business was taken under the provision of the Act of June 19, 1948, which provides that the Business Census be taken for 1948 and for each fifth year thereafter. Previous Business Censuses were taken for the years 1929, 1933, 1935, and 1939.

Scope of the Census.—The 1948 Census of Business covered all establishments in the following trades, as defined by the Standard Industrial Classification Manual, May 1949 issue, of the Executive Office of the President: all retail trades; all wholesale trades; all service trades in the following four groups—personal services, business services, automobile repairs and services, and miscellaneous repair services; hotels; tourist courts and camps; and amusements, including motion picture theaters. Some important services not covered are radio broadcasting and television, medical and health, legal, educational, nonprofit, accounting, and domestic services.

This coverage is similar to that of the 1939 Business Census. However, "custom trade" and "service incidental to transportation," which are no longer included in the standard classification of the service trades, are not covered by the 1948 Census. In a number of localities, these exclusions as well as other changes in the standard classification may have

a considerable effect in comparing 1948 with 1939 data, particularly with respect to establishment count.

Establishment definition.—For Census purposes, a business establishment is defined to include only enterprises conducted from a recognizable place of business, provided that the annual sales were in excess of \$5,000 for a wholesale trade establishment and \$500 for establishments in other trades. A detailed analysis of coverage will be provided in future Census of Business publications.

"Number of establishments" is the number of separate business locations, rather than the number of business companies or organizations, since the Census figures represent information reported separately for each business location or establishment. The establishment count reflects the number of places in business at the end of 1948 excluding administrative and executive offices of multiunit organizations, and "chain store" warehouses.

Sales and receipts.—"1948 sales and receipts" represents sales of merchandise and receipts from repairs and other services to customers. The figures reflect deductions for returned goods and allowances, but not for trade-in allowances; they exclude sales and excise taxes collected from customers and paid directly to any taxing agency.

Proprietors.—"Active proprietors..." represents owners and partners of unincorporated businesses who devoted the major portion of their time to the business in November 1948.

Employment.—"Number of paid employees..." represents all employees on the pay roll for the pay period ending nearest November 15, 1948. "Full workweek" employees, whether regular or seasonal, are those who in the November 15 pay period were paid for working at least the number of hours typically worked in a week by employees of the reporting establishment.

1948 CENSUS OF BUSINESS

U. S. DEPARTMENT OF COMMERCE
BUREAU OF THE CENSUS

RETAIL. WHOLESALE. SERVICE TRADES

PRELIMINARY

For Release April 5, 1950

Release Series BC-1P-03-032

INDEPENDENCE COUNTY, ARK.

Retail, wholesale, and service establishments located in Independence County, Arkansas, showed a substantial expansion in dollar volume of trade from 1939 to 1948 according to preliminary figures from the 1948 Census of Business released today by the Bureau of the Census, U. S. Department of Commerce.

Retail sales in the county during 1948 aggregated \$12.6 million, an increase of 282 percent over the \$3.3 million in 1939, when the preceding Census of Business was taken. Wholesale sales in the county reached a total of \$11.1 million in 1948 as compared with \$3.3 million in 1939. The service trades included in the Census of Business recorded receipts totaling \$444,000 in 1948 compared with \$149,000 in 1939.

Employment in the county also rose over the 9-year period between 1939 and 1948 for the above trades. Establishments in these trades reported a combined total of 869 paid employees for the workweek ended nearest November 15, 1948. This compared with a total of 515 employees reported for the week of November 15, 1939.

These preliminary figures have been derived from a Census report on Independence County, Arkansas, which also includes data for the city of Batesville. Final figures, superseding the preliminary data for Independence County, will be included in a Bulletin for the State of Arkansas to be issued in several months. Similar data will be made available this year in preliminary and final form for each of the counties and States. A single copy of the preliminary release for Independence County as well as an order blank for other area releases may be obtained by writing to the Bureau of the Census, Washington 25, D. C.

Table 1.—CENSUS OF BUSINESS PRELIMINARY RESULTS FOR 1948, BY TRADE GROUP
INDEPENDENCE COUNTY, ARK.

Trade group and kind of business	Number of establishments	1948 sales and receipts (Thousand dollars)	Active proprietors of unincorporated businesses Nov. 1948	Paid employees, workweek ended nearest Nov. 15, 1948	
				Total employees ¹	Full workweek employees
RETAIL TRADE, total.....	271	12,610	284	592	466
Food group.....	96	2,340	97	80	50
Eating and drinking places.....	33	356	34	78	61
General merchandise grp, general stores	26	1,282	29	68	46
Apparel group.....	8	837	9	70	54
Furniture-home furnishings-appliance grp	10	529	12	28	24
Automotive group.....	20	2,661	22	101	90
Gasoline service stations.....	40	603	42	24	17
Lumber-building-hardware group.....	15	2,676	16	91	84
Drug and proprietary stores.....	5	270	5	19	15
All other retail stores.....	18	1,056	18	33	25
WHOLESALE TRADE, total.....	40	11,136	40	182	x
Merchant wholesalers.....	24	6,245	24	141	x
Other wholesale.....	16	4,891	16	41	x
SELECTED SERVICE TRADES, ² /total.....	70	444	80	95	81
Personal services.....	39	311	45	72	63
All other service trades.....	31	133	35	23	18

x Not available.

1/ Includes employees paid for less than the full workweek.

2/ See General Description on last page for changes from the 1939 Census of Business in the coverage of Service Trades.

Table 2.—CENSUS OF BUSINESS PRELIMINARY RESULTS FOR 1948 FOR CITIES OF 2,500 INHABITANTS OR MORE

INDEPENDENCE COUNTY, ARK.

(Data omitted for trade groups where necessary to avoid disclosure)

City and trade group ¹	Number of establishments	1948 sales and receipts (Thousand dollars)	Active proprietors of unincorporated businesses Nov. 1948	Paid employees, workweek ended nearest Nov. 15, 1948	
				Total employees ²	Full workweek employees
Batesville:					
Retail trade.....	139	10,000	145	526	413
Selected service trades....	51	404	57	92	79
Remainder of county:					
Retail trade.....	132	2,610	139	66	53
Selected service trades....	19	40	23	3	2

1/ See General Description on this page for changes from the 1939 Census of Business in the coverage of Service Trades.

2/ Includes employees paid for less than the full workweek.

GENERAL DESCRIPTION OF PRELIMINARY RELEASES FOR THE 1948 CENSUS OF BUSINESS

This series of releases, of which one is planned for each county in the United States, presents preliminary results of the 1948 Census of Business. The information is based on reports submitted by business establishments for that Census. The figures shown are preliminary, and are subject to revision in the final Census publications, but the changes are expected to be relatively minor with respect to coverage. The final Census figures will be issued in a series of Business Census bulletins which will show additional detailed kind-of-business information for all places where there are a sufficient number of establishments.

The 1948 Census of Business was taken under the provision of the Act of June 19, 1948, which provides that the Business Census be taken for 1948 and for each fifth year thereafter. Previous Business Censuses were taken for the years 1929, 1933, 1936, and 1939.

Scope of the Census.—The 1948 Census of Business covered all establishments in the following trades, as defined by the Standard Industrial Classification Manual, May 1949 issue, of the Executive Office of the President: all retail trades; all wholesale trades; all service trades in the following four groups—personal services, business services, automobile repairs and services, and miscellaneous repair services; hotels; tourist courts and camps; and amusements, including motion picture theaters. Some important services not covered are radio broadcasting and television, medical and health, legal, educational, nonprofit, accounting, and domestic services.

This coverage is similar to that of the 1939 Business Census. However, "custom trades" and "services incidental to transportation," which are no longer included in the standard classification of the service trades, are not covered by the 1948 Census. In a number of localities, these exclusions as well as

other changes in the standard classification may have a considerable effect in comparing 1948 with 1939 data, particularly with respect to establishment count.

Establishment definition.—For Census purposes, a business establishment is defined to include only enterprises conducted from a recognizable place of business, provided that the annual sales were in excess of \$5,000 for a wholesale trade establishment and \$500 for establishments in other trades. A detailed analysis of coverage will be provided in future Census of Business publications.

"Number of establishments" is the number of separate business locations, rather than the number of business companies or organizations, since the Census figures represent information reported separately for each business location or establishment. The establishment count reflects the number of places in business at the end of 1948 excluding administrative and executive offices of multiunit organizations, and "chain store" warehouses.

Sales and receipts.—"1948 sales and receipts" represents sales of merchandise and receipts from repairs and other services to customers. The figures reflect deductions for returned goods and allowances, but not for trade-in allowances; they exclude sales and excise taxes collected from customers and paid directly to any taxing agency.

Proprietors.—"Active proprietors..." represents owners and partners of unincorporated businesses who devoted the major portion of their time to the business in November 1948.

Employment.—"Number of paid employees..." represents all employees on the pay roll for the pay period ending nearest November 15, 1948. "Full workweek" employees, whether regular or seasonal, are those who in the November 15 pay period were paid for working at least the number of hours typically worked in a week by employees of the reporting establishment.

1948 CENSUS OF BUSINESS

RETAIL, WHOLESALE, SERVICE TRADES

U. S. DEPARTMENT OF COMMERCE
BUREAU OF THE CENSUS

PRELIMINARY

For Release April 5, 1950

Release Series BC-1P-03-033

IZARD COUNTY, ARK.

Retail and service establishments located in Izard County, Arkansas, showed a substantial expansion in dollar volume of trade from 1939 to 1948 according to preliminary figures from the 1948 Census of Business released today by the Bureau of the Census, U. S. Department of Commerce.

Retail sales in the county during 1948 aggregated \$1.6 million, an increase of 167 percent over the \$0.6 million in 1939, when the preceding Census of Business was taken. The service trades included in the Census of Business recorded receipts totaling \$56,000 in 1948 compared with \$10,000 in 1939.

Employment in the county also rose over the 9-year period between 1939 and 1948 for the above trades. Establishments in these trades reported a combined total of 67 paid employees for the workweek ended nearest November 15, 1948. This compared with a total of 22 employees reported for the week of November 15, 1939.

These preliminary figures have been derived from a Census report on Izard County, Arkansas. Final figures, superseding the preliminary data for Izard County, will be included in a Bulletin for the State of Arkansas to be issued in several months. Similar data will be made available this year in preliminary and final form for each of the counties and States. A single copy of the preliminary release for Izard County as well as an order blank for other area releases may be obtained by writing to the Bureau of the Census, Washington 25, D. C.

Table 1.—CENSUS OF BUSINESS PRELIMINARY RESULTS FOR 1948, BY TRADE GROUP
IZARD COUNTY, ARK.

Trade group and kind of business	Number of establishments	1948 sales and receipts (Thousand dollars)	Active proprietors of unincorporated businesses Nov. 1948	Paid employees, workweek ended nearest Nov. 15, 1948	
				Total employees ¹	Full workweek employees
RETAIL TRADE, total.....	122	1,623	125	53	43
Food group.....	49	365	54	7	5
Eating and drinking places....	9	75	9	7	3
Gasoline service stations.....	16	118	16	8	7
All other retail stores.....	48	1,065	46	31	28
SELECTED SERVICE TRADES, ² /total.	16	56	13	14	14

¹/ Includes employees paid for less than the full workweek.

²/ See General Description on last page for changes from the 1939 Census of Business in the coverage of Service Trades.

GENERAL DESCRIPTION OF PRELIMINARY RELEASES FOR THE 1948 CENSUS OF BUSINESS

This series of releases, of which one is planned for each county in the United States, presents preliminary results of the 1948 Census of Business. The information is based on reports submitted by business establishments for that Census. The figures shown are preliminary, and are subject to revision in the final Census publications, but the changes are expected to be relatively minor with respect to coverage. The final Census figures will be issued in a series of Business Census bulletins which will show additional detailed kind-of-business information for all places where there are a sufficient number of establishments.

The 1948 Census of Business was taken under the provision of the Act of June 19, 1948, which provides that the Business Census be taken for 1948 and for each fifth year thereafter. Previous Business Censuses were taken for the years 1929, 1933, 1935, and 1939.

Scope of the Census.--The 1948 Census of Business covered all establishments in the following trades, as defined by the Standard Industrial Classification Manual, May 1949 issue, of the Executive Office of the President: all retail trades; all wholesale trades; all service trades in the following four groups--personal services, business services, automobile repairs and services, and miscellaneous repair services; hotels; tourist courts and camps; and amusements, including motion picture theaters. Some important services not covered are radio broadcasting and television, medical and health, legal, educational, nonprofit, accounting, and domestic services.

This coverage is similar to that of the 1939 Business Census. However, "custom trades" and "services incidental to transportation," which are no longer included in the standard classification of the service trades, are not covered by the 1948 Census. In a number of localities, these exclusions as well as other changes in the standard classification may have a considerable effect in comparing

1948 with 1939 data, particularly with respect to establishment count.

Establishment definition.--For Census purposes, a business establishment is defined to include only enterprises conducted from a recognizable place of business, provided that the annual sales were in excess of \$5,000 for a wholesale trade establishment and \$500 for establishments in other trades. A detailed analysis of coverage will be provided in future Census of Business publications.

"Number of establishments" is the number of separate business locations, rather than the number of business companies or organizations, since the Census figures represent information reported separately for each business location or establishment. The establishment count reflects the number of places in business at the end of 1948 excluding administrative and executive offices of multiunit organizations, and "chain store" warehouses.

Sales and receipts.--"1948 sales and receipts" represents sales of merchandise and receipts from repairs and other services to customers. The figures reflect deductions for returned goods and allowances, but not for trade-in allowances; they exclude sales and excise taxes collected from customers and paid directly to any taxing agency.

Proprietors.--"Active proprietors..." represents owners and partners of unincorporated businesses who devoted the major portion of their time to the business in November 1948.

Employment.--"Number of paid employees..." represents all employees on the pay roll for the pay period ending nearest November 15, 1948. "Full workweek" employees, whether regular or seasonal, are those who in the November 15 pay period were paid for working at least the number of hours typically worked in a week by employees of the reporting establishment.

1948 CENSUS OF BUSINESS

RETAIL, WHOLESALE, SERVICE TRADES

U. S. DEPARTMENT OF COMMERCE
BUREAU OF THE CENSUS

PRELIMINARY

For Release April 12, 1950

Release Series EC-1P- 03-034

JACKSON COUNTY, ARK.

Retail, wholesale, and service establishments located in Jackson County, Arkansas, showed a substantial expansion in dollar volume of trade from 1939 to 1948 according to preliminary figures from the 1948 Census of Business released today by the Bureau of the Census, U. S. Department of Commerce.

Retail sales in the county during 1948 aggregated \$14.0 million, an increase of 300 percent over the \$3.5 million in 1939, when the preceding Census of Business was taken. Wholesale sales in the county reached a total of \$4.7 million in 1948 as compared with \$1.5 million in 1939. The service trades included in the Census of Business recorded receipts totaling \$456,000 in 1948 compared with \$136,000 in 1939.

Employment in the county also rose over the 9-year period between 1939 and 1948 for the above trades. Establishments in these trades reported a combined total of 882 paid employees for the workweek ended nearest November 15, 1948. This compared with a total of 651 employees reported for the week of November 15, 1939.

These preliminary figures have been derived from a Census report on Jackson County, Arkansas, which also includes data for the city of Newport. Final figures, superseding the preliminary data for Jackson County, will be included in a Bulletin for the State of Arkansas to be issued in several months. Similar data will be made available this year in preliminary and final form for each of the counties and States. A single copy of the preliminary release for Jackson County as well as an order blank for other area releases may be obtained by writing to the Bureau of the Census, Washington 25, D. C.

Table 1.—CENSUS OF BUSINESS PRELIMINARY RESULTS FOR 1948, BY TRADE GROUP
JACKSON COUNTY, ARK.

Trade group and kind of business	Number of establishments	1948 sales and receipts (Thousand dollars)	Active proprietors of unincorporated businesses Nov. 1948	Paid employees, workweek ended nearest Nov. 15, 1948	
				Total employees ¹	Full workweek employees
RETAIL TRADE, total.....	294	13,985	298	701	565
Food group.....	101	2,784	98	76	51
Eating and drinking places.....	45	634	49	98	79
General merchandise grp, general stores.	40	2,488	36	175	114
Apparel group.....	8	550	12	39	26
Furniture-home furnishgs-appliance grp.	14	738	17	27	27
Automotive group.....	19	2,906	13	112	108
Gasoline service stations.....	29	697	30	32	30
Lumber-building-hardware group.....	17	2,095	16	73	72
Drug and proprietary stores.....	6	393	8	54	46
All other retail stores.....	17	700	19	15	12
WHOLESALE TRADE, total.....	22	4,733	18	84	x
Merchant wholesalers.....	13	3,196	13	65	x
Other types of wholesalers.....	9	1,537	5	19	x
SELECTED SERVICE TRADES, ² /total.....	49	456	52	97	92
Personal services.....	33	310	36	80	78
All other service trades.....	16	146	16	17	14
TOURIST COURTS AND CAMPS.....	6	17	5	3	2

x Not available.

¹/ Includes employees paid for less than the full workweek.

²/ See General Description on last page for changes from the 1939 Census of Business in the coverage of Service Trades.

Table 2.—CENSUS OF BUSINESS PRELIMINARY RESULTS FOR 1948 FOR CITIES OF 2,500 INHABITANTS OR MORE
JACKSON COUNTY, ARK.

(Data omitted for trade groups where necessary to avoid disclosure)

City and trade group ¹	Number of establishments	1948 sales and receipts (Thousand dollars)	Active proprietors of unincorporated businesses Nov. 1948	Paid employees, workweek ended nearest Nov. 15, 1948	
				Total employees ²	Full workweek employees
Newport:					
Retail trade.....	150	10,199	155	564	444
Selected service trades....	33	331	34	81	79
Remainder of county:					
Retail trade.....	144	3,786	143	137	121
Selected service trades....	16	125	18	16	13

1/ See General Description on this page for changes from the 1939 Census of Business in the coverage of Service Trades.

2/ Includes employees paid for less than the full workweek.

GENERAL DESCRIPTION OF PRELIMINARY RELEASES FOR THE 1948 CENSUS OF BUSINESS

This series of releases, of which one is planned for each county in the United States, presents preliminary results of the 1948 Census of Business. The information is based on reports submitted by business establishments for that Census. The figures shown are preliminary, and are subject to revision in the final Census publications, but the changes are expected to be relatively minor with respect to coverage. The final Census figures will be issued in a series of Business Census bulletins which will show additional detailed kind-of-business information for all places where there are a sufficient number of establishments.

The 1948 Census of Business was taken under the provision of the Act of June 19, 1948, which provides that the Business Censuses be taken for 1948 and for each fifth year thereafter. Previous Business Censuses were taken for the years 1929, 1933, 1935, and 1939.

Scope of the Census.—The 1948 Census of Business covered all establishments in the following trades, as defined by the Standard Industrial Classification Manual, May 1949 issue, of the Executive Office of the President: all retail trades; all wholesale trades; all service trades in the following four groups—personal services, business services, automobile repairs and services, and miscellaneous repair services; hotels; tourist courts and camps; and amusements, including motion picture theaters. Some important services not covered are radio broadcasting and television, medical and health, legal, educational, nonprofit, accounting, and domestic services.

This coverage is similar to that of the 1939 Business Censuses. However, "custom trades" and "services incidental to transportation," which are no longer included in the standard classification of the service trades, are not covered by the 1948 Censuses. In a number of localities, these exclusions as well as

other changes in the standard classification may have a considerable effect in comparing 1948 with 1939 data, particularly with respect to establishment count.

Establishment definition.—For Census purposes, a business establishment is defined to include only enterprises conducted from a recognizable place of business, provided that the annual sales were in excess of \$5,000 for a wholesale trade establishment and \$500 for establishments in other trades. A detailed analysis of coverage will be provided in future Censuses of Business publications.

"Number of establishments" is the number of separate business locations, rather than the number of business companies or organizations, since the Census figures represent information reported separately for each business location or establishment. The establishment count reflects the number of places in business at the end of 1948 excluding administrative and executive offices of multinational organizations, and "chain store" warehouses.

Sales and receipts.—"1948 sales and receipts" represents sales of merchandise and receipts from repairs and other services to customers. The figures reflect deductions for returned goods and allowances, but not for trade-in allowances; they exclude sales and excise taxes collected from customers and paid directly to any taxing agency.

Proprietors.—"Active proprietors..." represents owners and partners of unincorporated businesses who devoted the major portion of their time to the business in November 1948.

Employment.—"Number of paid employees..." represents all employees on the pay roll for the pay period ending nearest November 15, 1948. "Full workweek" employees, whether regular or seasonal, are those who in the November 15 pay period were paid for working at least the number of hours typically worked in a week by employees of the reporting establishment.

1948 CENSUS OF BUSINESS

RETAIL, WHOLESALE, SERVICE TRADES

U. S. DEPARTMENT OF COMMERCE
BUREAU OF THE CENSUS

PRELIMINARY

For Release April 17, 1950

Release Series BC-1P-03-035

JEFFERSON COUNTY, ARK.

Retail, wholesale, and service establishments located in Jefferson County, Arkansas, showed a substantial expansion in dollar volume of trade from 1939 to 1948 according to preliminary figures from the 1948 Census of Business released today by the Bureau of the Census, U. S. Department of Commerce.

Retail sales in the county during 1948 aggregated \$42.0 million, an increase of 228 percent over the \$12.8 million in 1939, when the preceding Census of Business was taken. Wholesale sales in the county reached a total of \$35.3 million in 1948 as compared with \$17.6 million in 1939. The service trades included in the Census of Business recorded receipts totaling \$1.9 million in 1948 compared with \$0.8 million in 1939.

Employment in the county also rose over the 9-year period between 1939 and 1948 for the above trades. Establishments in these trades reported a combined total of 3,402 paid employees for the workweek ended nearest November 15, 1948. This compared with a total of 2,395 employees reported for the week of November 15, 1939.

These preliminary figures have been derived from a Census report on Jefferson County, Arkansas, which also includes data for the city of Pine Bluff. Final figures, superseding the preliminary data for Jefferson County, will be included in a Bulletin for the State of Arkansas to be issued in several months. Similar data will be made available this year in preliminary and final form for each of the counties and States. A single copy of the preliminary release for Jefferson County as well as an order blank for other area releases may be obtained by writing to the Bureau of the Census, Washington 25, D. C.

Table 1.—CENSUS OF BUSINESS PRELIMINARY RESULTS FOR 1948, BY TRADE GROUP
JEFFERSON COUNTY, ARK.

Trade group and kind of business	Number of establishments	1948 sales and receipts (Thousand dollars)	Active proprietors of unincorporated businesses Nov. 1948	Paid employees, workweek ended nearest Nov. 15, 1948	
				Total employees ¹	Full workweek employees
RETAIL TRADE, total.....	731	42,028	747	2,430	1,978
Food group.....	278	9,808	292	318	248
Eating and drinking places.....	121	2,046	128	357	315
General merchandise grp, general stores	47	4,784	37	430	247
Apparel group.....	34	3,935	29	291	229
Furniture-home furnishgs-appliance grp	27	2,332	25	111	108
Automotive group.....	25	8,590	33	312	290
Gasoline service stations.....	64	2,070	67	137	122
Lumber-building-hardware group.....	31	3,790	29	225	207
Drug and proprietary stores.....	14	981	21	86	67
All other retail stores.....	80	3,692	86	163	145
WHOLESALE TRADE, total.....	61	35,264	57	493	x
Merchant wholesalers.....	40	15,829	41	426	x
Other types of wholesalers.....	21	19,435	16	67	x
SELECTED SERVICE TRADES, ^{2/} total.....	172	1,930	175	479	441
Personal services.....	105	1,342	107	405	373
All other service trades.....	67	588	68	74	68
TOURIST COURTS AND CAMPS.....	7	59	9	12	9
AMUSEMENTS.....	19	596	16	91	x

x Not available.

1/ Includes employees paid for less than the full workweek.

2/ See General Description on last page for changes from the 1939 Census of Business in the coverage of Service Trades.

Table 2.—CENSUS OF BUSINESS PRELIMINARY RESULTS FOR 1948 FOR CITIES OF 2,500 INHABITANTS OR MORE

JEFFERSON COUNTY, ARK.

(Data omitted for trade groups where necessary to avoid disclosure)

City and trade group ¹	Number of establishments	1948 sales and receipts (Thousand dollars)	Active proprietors of unincorporated businesses Nov. 1948	Paid employees, workweek ended nearest Nov. 15, 1948	
				Total employees ²	Full workweek employees
Pine Bluff:					
Retail trade.....	541	37,042	551	2,236	1,836
Selected service trades....	157	1,849	158	468	432
Remainder of county:					
Retail trade.....	190	1,986	196	194	142
Selected service trades....	15	81	17	11	9

- 1/ See General Description on this page for changes from the 1939 Census of Business in the coverage of Service Trades.
- 2/ Includes employees paid for less than the full workweek.

GENERAL DESCRIPTION OF PRELIMINARY RELEASES FOR THE 1948 CENSUS OF BUSINESS

This series of releases, of which one is planned for each county in the United States, presents preliminary results of the 1948 Census of Business. The information is based on reports submitted by business establishments for that Census. The figures shown are preliminary, and are subject to revision in the final Census publications, but the changes are expected to be relatively minor with respect to coverage. The final Census figures will be issued in a series of Business Census bulletins which will show additional detailed kind-of-business information for all places where there are a sufficient number of establishments.

The 1948 Census of Business was taken under the provision of the Act of June 19, 1948, which provides that the Business Census be taken for 1948 and for each fifth year thereafter. Previous Business Censuses were taken for the years 1929, 1933, 1935, and 1939.

Scope of the Census.—The 1948 Census of Business covered all establishments in the following trades, as defined by the Standard Industrial Classification Manual, May 1949 issue, of the Executive Office of the President: all retail trades; all wholesale trades; all service trades in the following four groups—personal services, business services, automobile repairs and services, and miscellaneous repair services; hotels; tourist courts and camps; and amusements, including motion picture theaters. Some important services not covered are radio broadcasting and television, medical and health, legal, educational, nonprofit, accounting, and domestic services.

This coverage is similar to that of the 1939 Business Census. However, "custom trades" and "services incidental to transportation," which are no longer included in the standard classification of the service trades, are not covered by the 1948 Census. In a number of localities, these exclusions as well as other changes in the standard classification may have

a considerable effect in comparing 1948 with 1939 data, particularly with respect to establishment count.

Establishment definition.—For Census purposes, a business establishment is defined to include only enterprises conducted from a recognizable place of business, provided that the annual sales were in excess of \$5,000 for a wholesale trade establishment and \$500 for establishments in other trades. A detailed analysis of coverage will be provided in future Census of Business publications.

"Number of establishments" is the number of separate business locations, rather than the number of business companies or organizations, since the Census figures represent information reported separately for each business location or establishment. The establishment count reflects the number of places in business at the end of 1948 excluding administrative and executive offices of multiunit organizations, and "chain store" warehouses.

Sales and receipts.—"1948 sales and receipts" represents sales of merchandise and receipts from repairs and other services to customers. The figures reflect deductions for returned goods and allowances, but not for trade-in allowances; they exclude sales and excise taxes collected from customers and paid directly to any taxing agency.

Proprietors.—"Active proprietors..." represents owners and partners of unincorporated businesses who devoted the major portion of their time to the business in November 1948.

Employment.—"Number of paid employees..." represents all employees on the pay roll for the pay period ending nearest November 15, 1948. "Full workweek" employees, whether regular or seasonal, are those who in the November 15 pay period were paid for working at least the number of hours typically worked in a week by employees of the reporting establishment.

1948 CENSUS OF BUSINESS

RETAIL, WHOLESALE, SERVICE TRADES

U. S. DEPARTMENT OF COMMERCE
BUREAU OF THE CENSUS

PRELIMINARY

For Release April 5, 1950

Release Series BC-1P-03-036

JOHNSON COUNTY, ARK.

Retail, wholesale, and service establishments located in Johnson County, Arkansas, showed a substantial expansion in dollar volume of trade from 1939 to 1948 according to preliminary figures from the 1948 Census of Business released today by the Bureau of the Census, U. S. Department of Commerce.

Retail sales in the county during 1948 aggregated \$6.4 million, an increase of 237 percent over the \$1.9 million in 1939, when the preceding Census of Business was taken. Wholesale sales in the county reached a total of \$1.7 million in 1948 as compared with \$1.4 million in 1939. The service trades included in the Census of Business recorded receipts totaling \$286,000 in 1948 compared with \$105,000 in 1939.

Employment in the county also rose over the 9-year period between 1939 and 1948 for the above trades. Establishments in these trades reported a combined total of 398 paid employees for the workweek ended nearest November 15, 1948. This compared with a total of 229 employees reported for the week of November 15, 1939.

These preliminary figures have been derived from a Census report on Johnson County, Arkansas, which also includes data for the city of Clarksville. Final figures, superseding the preliminary data for Johnson County, will be included in a Bulletin for the State of Arkansas to be issued in several months. Similar data will be made available this year in preliminary and final form for each of the counties and States. A single copy of the preliminary release for Johnson County as well as an order blank for other area releases may be obtained by writing to the Bureau of the Census, Washington 25, D. C.

Table 1.—CENSUS OF BUSINESS PRELIMINARY RESULTS FOR 1948, BY TRADE GROUP
JOHNSON COUNTY, ARK.

Trade group and kind of business	Number of establishments	1948 sales and receipts (Thousand dollars)	Active proprietors of unincorporated businesses Nov. 1948	Paid employees, workweek ended nearest Nov. 15, 1948	
				Total employees ¹	Full workweek employees
RETAIL TRADE, total.....	202	6,367	216	307	256
Food group.....	96	1,830	96	37	35
Eating and drinking places.....	16	193	18	39	27
General merchandise grp, general stores.....	27	857	33	56	38
Apparel group.....	6	166	7	5	4
Furniture-home furnishgs-appliance grp.....	11	487	11	22	21
Automotive group.....	12	1,486	13	81	79
Gasoline service stations.....	16	490	18	24	23
Lumber-building-hardware group.....	8	592	8	29	20
Drug and proprietary stores.....	5	151	7	8	6
All other retail stores.....	5	115	5	6	3
WHOLESALE TRADE.....	14	1,679	15	30	x
SELECTED SERVICE TRADES, ^{2/} total.....	39	286	41	61	57
Personal services.....	19	200	20	55	51
All other service trades.....	20	86	21	6	6

x Not available.

^{1/} Includes employees paid for less than the full workweek.

^{2/} See General Description on last page for changes from the 1939 Census of Business in the coverage of Service Trades.

Table 2.—CENSUS OF BUSINESS PRELIMINARY RESULTS FOR 1948 FOR CITIES OF 2,500 INHABITANTS OR MORE
JOHNSON COUNTY, ARK.

(Data omitted for trade groups where necessary to avoid disclosure)

City and trade group ¹	Number of establishments	1948 sales and receipts (Thousand dollars)	Active proprietors of unincorporated businesses Nov. 1948	Paid employees, workweek ended nearest Nov. 15, 1948	
				Total employees ²	Full workweek employees
Clarksville:					
Retail trade.....	108	5,107	113	295	244
Selected service trades....	28	257	30	60	56
Remainder of county:					
Retail trade.....	94	1,260	103	12	12
Selected service trades....	11	29	11	1	1

1/ See General Description on this page for changes from the 1939 Census of Business in the coverage of Service Trades.

2/ Includes employees paid for less than the full workweek.

GENERAL DESCRIPTION OF PRELIMINARY RELEASES FOR THE 1948 CENSUS OF BUSINESS

This series of releases, of which one is planned for each county in the United States, presents preliminary results of the 1948 Census of Business. The information is based on reports submitted by business establishments for that Census. The figures shown are preliminary, and are subject to revision in the final Census publications, but the changes are expected to be relatively minor with respect to coverage. The final Census figures will be issued in a series of Business Census bulletins which will show additional detailed kind-of-business information for all places where there are a sufficient number of establishments.

The 1948 Census of Business was taken under the provision of the Act of June 19, 1948, which provides that the Business Census be taken for 1948 and for each fifth year thereafter. Previous Business Censuses were taken for the years 1929, 1933, 1935, and 1939.

Scope of the Census.—The 1948 Census of Business covered all establishments in the following trades, as defined by the Standard Industrial Classification Manual, May 1949 issue, of the Executive Office of the President: all retail trades; all wholesale trades; all service trades in the following four groups—personal services, business services, automobile repairs and services, and miscellaneous repair services; hotels; tourist courts and camps; and amusements, including motion picture theaters. Some important services not covered are radio broadcasting and television, medical and health, legal, educational, nonprofit, accounting, and domestic services.

This coverage is similar to that of the 1939 Business Census. However, "custom trades" and "services incidental to transportation," which are no longer included in the standard classification of the service trades, are not covered by the 1948 Census. In a number of localities, these exclusions as well as

other changes in the standard classification may have a considerable effect in comparing 1948 with 1939 data, particularly with respect to establishment count.

Establishment definition.—For Census purposes, a business establishment is defined to include only enterprises conducted from a recognizable place of business, provided that the annual sales were in excess of \$5,000 for a wholesale trade establishment and \$500 for establishments in other trades. A detailed analysis of coverage will be provided in future Census of Business publications.

"Number of establishments" is the number of separate business locations, rather than the number of business companies or organizations, since the Census figures represent information reported separately for each business location or establishment. The establishment count reflects the number of places in business at the end of 1948 excluding administrative and executive offices of multiunit organizations, and "chain store" warehouses.

Sales and receipts.—"1948 sales and receipts" represents sales of merchandise and receipts from repairs and other services to customers. The figures reflect deductions for returned goods and allowances, but not for trade-in allowances; they exclude sales and excise taxes collected from customers and paid directly to any taxing agency.

Proprietors.—"Active proprietors..." represents owners and partners of unincorporated businesses who devoted the major portion of their time to the business in November 1948.

Employment.—"Number of paid employees..." represents all employees on the pay roll for the pay period ending nearest November 15, 1948. "Full workweek" employees, whether regular or seasonal, are those who in the November 15 pay period were paid for working at least the number of hours typically worked in a week by employees of the reporting establishment.

1948 CENSUS OF BUSINESS

RETAIL, WHOLESALE, SERVICE TRADES

U. S. DEPARTMENT OF COMMERCE
BUREAU OF THE CENSUS

PRELIMINARY

For Release April 6, 1950

Release Series BC-1P-03-037

LAFAYETTE COUNTY, ARK.

Retail and service establishments located in Lafayette County, Arkansas, showed a substantial expansion in dollar volume of trade from 1939 to 1948 according to preliminary figures from the 1948 Census of Business released today by the Bureau of the Census, U. S. Department of Commerce.

Retail sales in the county during 1948 aggregated \$5.5 million, an increase of 189 percent over the \$1.9 million in 1939, when the preceding Census of Business was taken. The service trades included in the Census of Business recorded receipts totaling \$245,000 in 1948 compared with \$81,000 in 1939.

Employment in the county also rose over the 9-year period between 1939 and 1948 for the above trades. Establishments in these trades reported a combined total of 231 paid employees for the workweek ended nearest November 15, 1948. This compared with a total of 206 employees reported for the week of November 15, 1939.

These preliminary figures have been derived from a Census report on Lafayette County, Arkansas. Final figures, superseding the preliminary data for Lafayette County, will be included in a Bulletin for the State of Arkansas to be issued in several months. Similar data will be made available this year in preliminary and final form for each of the counties and States. A single copy of the preliminary release for Lafayette County as well as an order blank for other area releases may be obtained by writing to the Bureau of the Census, Washington 25, D. C.

Table 1.—CENSUS OF BUSINESS PRELIMINARY RESULTS FOR 1948, BY TRADE GROUP

LAFAYETTE COUNTY, ARK.

Trade group and kind of business	Number of establishments	1948 sales and receipts (Thousand dollars)	Active proprietors of unincorporated businesses Nov. 1948	Paid employees, workweek ended nearest Nov. 15, 1948	
				Total employees ¹	Full workweek employees
RETAIL TRADE, total.....	156	5,473	152	196	167
Food group.....	58	1,359	62	34	26
Eating and drinking places.....	17	67	13	16	10
General merchandise grp, general stores	29	1,013	28	35	30
Apparel group.....	7	252	7	14	11
Automotive group.....	6	978	6	34	33
Gasoline service stations.....	10	315	9	14	12
Lumber-building-hardware group.....	14	1,059	15	38	34
Drug and proprietary stores.....	7	150	5	4	4
All other retail stores.....	8	280	7	7	7
SELECTED SERVICE TRADES, ² /total.....	33	245	33	35	32
Personal services.....	22	138	20	25	22
All other service trades.....	11	107	13	10	10

¹/ Includes employees paid for less than the full workweek.

²/ See General Description on last page for changes from the 1939 Census of Business in the coverage of Service Trades.

GENERAL DESCRIPTION OF PRELIMINARY RELEASES FOR THE 1948 CENSUS OF BUSINESS

This series of releases, of which one is planned for each county in the United States, presents preliminary results of the 1948 Census of Business. The information is based on reports submitted by business establishments for that Census. The figures shown are preliminary, and are subject to revision in the final Census publications, but the changes are expected to be relatively minor with respect to coverage. The final Census figures will be issued in a series of Business Census bulletins which will show additional detailed kind-of-business information for all places where there are a sufficient number of establishments.

The 1948 Census of Business was taken under the provision of the Act of June 19, 1948, which provides that the Business Census be taken for 1948 and for each fifth year thereafter. Previous Business Censuses were taken for the years 1929, 1933, 1935, and 1939.

Scope of the Census.—The 1948 Census of Business covered all establishments in the following trades, as defined by the Standard Industrial Classification Manual, May 1949 issue, of the Executive Office of the President: all retail trades; all wholesale trades; all service trades in the following four groups—personal services, business services, automobile repairs and services, and miscellaneous repair services; hotels; tourist courts and camps; and amusements, including motion picture theaters. Some important services not covered are radio broadcasting and television, medical and health, legal, educational, nonprofit, accounting, and domestic services.

This coverage is similar to that of the 1939 Business Census. However, "custom trades" and "services incidental to transportation," which are no longer included in the standard classification of the service trades, are not covered by the 1948 Census. In a number of localities, these exclusions as well as other changes in the standard classification may have a considerable effect in comparing

1948 with 1939 data, particularly with respect to establishment count.

Establishment definition.—For Census purposes, a business establishment is defined to include only enterprises conducted from a recognizable place of business, provided that the annual sales were in excess of \$5,000 for a wholesale trade establishment and \$500 for establishments in other trades. A detailed analysis of coverage will be provided in future Census of Business publications.

"Number of establishments" is the number of separate business locations, rather than the number of business companies or organizations, since the Census figures represent information reported separately for each business location or establishment. The establishment count reflects the number of places in business at the end of 1948 excluding administrative and executive offices of multiunit organizations, and "chain store" warehouses.

Sales and receipts.—"1948 sales and receipts" represents sales of merchandise and receipts from repairs and other services to customers. The figures reflect deductions for returned goods and allowances, but not for trade-in allowances; they exclude sales and excise taxes collected from customers and paid directly to any taxing agency.

Proprietors.—"Active proprietors..." represents owners and partners of unincorporated businesses who devoted the major portion of their time to the business in November 1948.

Employment.—"Number of paid employees..." represents all employees on the pay roll for the pay period ending nearest November 15, 1948. "Full workweek" employees, whether regular or seasonal, are those who in the November 15 pay period were paid for working at least the number of hours typically worked in a week by employees of the reporting establishment.

1948 CENSUS OF BUSINESS

RETAIL, WHOLESALE, SERVICE TRADES

U. S. DEPARTMENT OF COMMERCE
BUREAU OF THE CENSUS

PRELIMINARY

For Release April 10, 1950

Release Series BC-1P-03-038

LAWRENCE COUNTY, ARK.

Retail, wholesale, and service establishments located in Lawrence County, Arkansas, showed a substantial expansion in dollar volume of trade from 1939 to 1948 according to preliminary figures from the 1948 Census of Business released today by the Bureau of the Census, U. S. Department of Commerce.

Retail sales in the county during 1948 aggregated \$7.9 million, an increase of 259 percent over the \$2.2 million in 1939, when the preceding Census of Business was taken. Wholesale sales in the county reached a total of \$3.0 million in 1948 as compared with \$0.7 million in 1939. The service trades included in the Census of Business recorded receipts totaling \$374,000 in 1948 compared with \$131,000 in 1939.

Employment in the county also rose over the 9-year period between 1939 and 1948 for the above trades. Establishments in these trades reported a combined total of 537 paid employees for the workweek ended nearest November 15, 1948. This compared with a total of 313 employees reported for the week of November 15, 1939.

These preliminary figures have been derived from a Census report on Lawrence County, Arkansas. Final figures, superseding the preliminary data for Lawrence County, will be included in a Bulletin for the State of Arkansas to be issued in several months. Similar data will be made available this year in preliminary and final form for each of the counties and States. A single copy of the preliminary release for Lawrence County as well as an order blank for other area releases may be obtained by writing to the Bureau of the Census, Washington 25, D. C.

Table 1.—CENSUS OF BUSINESS PRELIMINARY RESULTS FOR 1948, BY TRADE GROUP

LAWRENCE COUNTY, ARK.

Trade group and kind of business	Number of establishments	1948 sales and receipts (Thousand dollars)	Active proprietors of unincorporated businesses Nov. 1948	Paid employees, workweek ended nearest Nov. 15, 1948	
				Total employees ¹	Full workweek employees
RETAIL TRADE, total.....	247	7,907	253	427	346
Food group.....	74	1,524	78	42	35
Eating and drinking places.....	37	316	36	45	35
General merchandise grp, general stores.....	41	1,449	38	92	63
Apparel group.....	6	270	5	31	18
Furniture-home furnishings-appliance grp.....	14	757	20	35	35
Automotive group.....	Included with "All other retail stores"				
Gasoline service stations.....	45	896	49	35	31
Lumber-building-hardware group.....	9	1,162	8	86	78
Drug and proprietary stores.....	6	210	7	13	11
All other retail stores.....	15	1,323	12	48	40
WHOLESALE TRADE.....	13	3,049	12	56	x
SELECTED SERVICE TRADES, ^{2/} total.....	52	374	53	54	48
Personal services.....	35	252	33	42	36
All other service trades.....	17	122	20	12	12

x Not available.

^{1/} Includes employees paid for less than the full workweek.

^{2/} See General Description on this page for changes from the 1939 Census of Business in the coverage of Service Trades.

GENERAL DESCRIPTION OF PRELIMINARY RELEASES FOR THE 1948 CENSUS OF BUSINESS

This series of releases, of which one is planned for each county in the United States, presents preliminary results of the 1948 Census of Business. The information is based on reports submitted by business establishments for that Census. The figures shown are preliminary, and are subject to revision in the final Census publications, but the changes are expected to be relatively minor with respect to coverage. The final Census figures will be issued in a series of Business Census bulletins which will show additional detailed kind-of-business information for all places where there are a sufficient number of establishments.

The 1948 Census of Business was taken under the provision of the Act of June 19, 1948, which provides that the Business Census be taken for 1948 and for each fifth year thereafter. Previous Business Censuses were taken for the years 1929, 1933, 1935, and 1939.

Scope of the Census.—The 1948 Census of Business covered all establishments in the following trades, as defined by the Standard Industrial Classification Manual, May 1949 issue, of the Executive Office of the President: all retail trades; all wholesale trades; all service trades in the following four groups—personal services, business services, automobile repairs and services, and miscellaneous repair services; hotels; tourist courts and camps; and amusements, including motion picture theaters. Some important services not covered are radio broadcasting and television, medical and health, legal, educational, nonprofit, accounting, and domestic services.

This coverage is similar to that of the 1939 Business Census. However, "custom trades" and "services incidental to transportation," which are no longer included in the standard classification of the service trades, are not covered by the 1948 Census. In a number of localities, these exclusions as well as

other changes in the standard classification may have a considerable effect in comparing 1948 with 1939 data, particularly with respect to establishment count.

Establishment definition.—For Census purposes, a business establishment is defined to include only enterprises conducted from a recognizable place of business, provided that the annual sales were in excess of \$5,000 for a wholesale trade establishment and \$500 for establishments in other trades. A detailed analysis of coverage will be provided in future Censuses of Business publications.

"Number of establishments" is the number of separate business locations, rather than the number of business companies or organizations, since the Census figures represent information reported separately for each business location or establishment. The establishment count reflects the number of places in business at the end of 1948 excluding administrative and executive offices of multinational organizations, and "chain store" warehouses.

Sales and receipts.—"1948 sales and receipts" represents sales of merchandise and receipts from repairs and other services to customers. The figures reflect deductions for returned goods and allowances, but not for trade-in allowances; they exclude sales and excise taxes collected from customers and paid directly to any taxing agency.

Proprietors.—"Active proprietors..." represents owners and partners of unincorporated businesses who devoted the major portion of their time to the business in November 1948.

Employment.—"Number of paid employees..." represents all employees on the pay roll for the pay period ending nearest November 15, 1948. "Full workweek" employees, whether regular or seasonal, are those who in the November 15 pay period were paid for working at least the number of hours typically worked in a week by employees of the reporting establishment.

1948 CENSUS OF BUSINESS

RETAIL, WHOLESALE, SERVICE TRADES

U. S. DEPARTMENT OF COMMERCE
BUREAU OF THE CENSUS

PRELIMINARY

For Release April 5, 1950

Release Series BC-1P-03-039

LEE COUNTY, ARK.

Retail, wholesale, and service establishments located in Lee County, Arkansas, showed a substantial expansion in dollar volume of trade from 1939 to 1948 according to preliminary figures from the 1948 Census of Business released today by the Bureau of the Census, U. S. Department of Commerce.

Retail sales in the county during 1948 aggregated \$9.4 million, an increase of 248 percent over the \$2.7 million in 1939, when the preceding Census of Business was taken. Wholesale sales in the county reached a total of \$10.2 million in 1948 as compared with \$2.8 million in 1939. The service trades included in the Census of Business recorded receipts totaling \$228,000 in 1948 compared with \$86,000 in 1939.

Employment in the county also rose over the 9-year period between 1939 and 1948 for the above trades. Establishments in these trades reported a combined total of 590 paid employees for the workweek ended nearest November 15, 1948. This compared with a total of 456 employees reported for the week of November 15, 1939.

These preliminary figures have been derived from a Census report on Lee County, Arkansas, which also includes data for the city of Marianna. Final figures, superseding the preliminary data for Lee County, will be included in a Bulletin for the State of Arkansas to be issued in several months. Similar data will be made available this year in preliminary and final form for each of the counties and States. A single copy of the preliminary release for Lee County as well as an order blank for other area releases may be obtained by writing to the Bureau of the Census, Washington 25, D. C.

Table 1.—CENSUS OF BUSINESS PRELIMINARY RESULTS FOR 1948, BY TRADE GROUP
LEE COUNTY, ARK.

Trade group and kind of business	Number of establishments	1948 sales and receipts (Thousand dollars)	Active proprietors of unincorporated businesses Nov. 1948	Paid employees, workweek ended nearest Nov. 15, 1948	
				Total employees ¹	Full workweek employees
RETAIL TRADE, total.....	225	9,354	221	466	346
Food group.....	108	2,093	107	72	46
Eating and drinking places.....	28	334	28	43	33
General merchandise grp, general stores	29	1,594	27	131	66
Apparel group.....	7	575	9	23	17
Furniture-home furnishgs-appliance grp	7	561	10	18	18
Automotive group.....	10	1,708	12	58	57
Gasoline service stations.....	12	260	11	17	15
Lumber-building-hardware group.....	11	1,539	8	65	61
All other retail stores.....	13	690	9	39	33
WHOLESALE TRADE.....	19	10,162	12	69	x
SELECTED SERVICE TRADES, ^{2/} total.....	26	228	28	55	50
Personal services.....	17	168	19	48	43
All other service trades.....	9	60	9	7	7

x Not available.

^{1/} Includes employees paid for less than the full workweek.

^{2/} See General Description on last page for changes from the 1939 Census of Business in the coverage of Service Trades.

Table 2.—CENSUS OF BUSINESS PRELIMINARY RESULTS FOR 1948 FOR CITIES OF 2,500 INHABITANTS OR MORE

LEE COUNTY, ARK.

(Data omitted for trade groups where necessary to avoid disclosure)

City and trade group†	Number of establishments	1948 sales and receipts (Thousand dollars)	Active proprietors of unincorporated businesses Nov. 1948	Paid employees, workweek ended nearest Nov. 15, 1948	
				Total employees ¹	Full workweek employees
Marianna:					
Retail trade.....	117	7,690	114	424	315
Remainder of county:					
Retail trade.....	108	1,664	107	42	31

1/ Includes employees paid for less than the full workweek.

GENERAL DESCRIPTION OF PRELIMINARY RELEASES FOR THE 1948 CENSUS OF BUSINESS

This series of releases, of which one is planned for each county in the United States, presents preliminary results of the 1948 Census of Business. The information is based on reports submitted by business establishments for that Census. The figures shown are preliminary, and are subject to revision in the final Census publications, but the changes are expected to be relatively minor with respect to coverage. The final Census figures will be issued in a series of Business Census bulletins which will show additional detailed kind-of-business information for all places where there are a sufficient number of establishments.

The 1948 Census of Business was taken under the provision of the Act of June 19, 1948, which provides that the Business Census be taken for 1948 and for each fifth year thereafter. Previous Business Censuses were taken for the years 1929, 1933, 1935, and 1939.

Scope of the Census.—The 1948 Census of Business covered all establishments in the following trades, as defined by the Standard Industrial Classification Manual, May 1949 issue, of the Executive Office of the President: all retail trades; all wholesale trades; all service trades in the following four groups—personal services, business services, automobile repairs and services, and miscellaneous repair services; hotels; tourist courts and camps; and amusements, including motion picture theaters. Some important services not covered are radio broadcasting and television, medical and health, legal, educational, nonprofit, accounting, and domestic services.

This coverage is similar to that of the 1939 Business Census. However, "custom trades" and "services incidental to transportation," which are no longer included in the standard classification of the service trades, are not covered by the 1948 Census. In a number of localities, these exclusions as well as

other changes in the standard classification may have a considerable effect in comparing 1948 with 1939 data, particularly with respect to establishment count.

Establishment definition.—For Census purposes, a business establishment is defined to include only enterprises conducted from a recognizable place of business, provided that the annual sales were in excess of \$5,000 for a wholesale trade establishment and \$500 for establishments in other trades. A detailed analysis of coverage will be provided in future Census of Business publications.

"Number of establishments" is the number of separate business locations, rather than the number of business companies or organizations, since the Census figures represent information reported separately for each business location or establishment. The establishment count reflects the number of places in business at the end of 1948 excluding administrative and executive offices of multinational organizations, and "chain store" warehouses.

Sales and receipts.—"1948 sales and receipts" represents sales of merchandise and receipts from repairs and other services to customers. The figures reflect deductions for returned goods and allowances, but not for trade-in allowances; they exclude sales and excise taxes collected from customers and paid directly to any taxing agency.

Proprietors.—"Active proprietors..." represents owners and partners of unincorporated businesses who devoted the major portion of their time to the business in November 1948.

Employment.—"Number of paid employees..." represents all employees on the pay roll for the pay period ending nearest November 15, 1948. "Full workweek" employees, whether regular or seasonal, are those who in the November 15 pay period were paid for working at least the number of hours typically worked in a week by employees of the reporting establishment.

1948 CENSUS OF BUSINESS

RETAIL, WHOLESALE, SERVICE TRADES

U. S. DEPARTMENT OF COMMERCE
BUREAU OF THE CENSUS

PRELIMINARY

For Release April 5, 1950

Release Series BC-1P-03-040

LINCOLN COUNTY, ARK.

Retail and service establishments located in Lincoln County, Arkansas, showed a substantial expansion in dollar volume of trade from 1939 to 1948 according to preliminary figures from the 1948 Census of Business released today by the Bureau of the Census, U. S. Department of Commerce.

Retail sales in the county during 1948 aggregated \$3.5 million, an increase of 218 percent over the \$1.1 million in 1939, when the preceding Census of Business was taken. The service trades included in the Census of Business recorded receipts totaling \$141,000 in 1948 compared with \$18,000 in 1939.

Employment in the county also rose over the 9-year period between 1939 and 1948 for the above trades. Establishments in these trades reported a combined total of 157 paid employees for the workweek ended nearest November 15, 1948. This compared with a total of 108 employees reported for the week of November 15, 1939.

These preliminary figures have been derived from a Census report on Lincoln County, Arkansas. Final figures, superseding the preliminary data for Lincoln County, will be included in a Bulletin for the State of Arkansas to be issued in several months. Similar data will be made available this year in preliminary and final form for each of the counties and States. A single copy of the preliminary release for Lincoln County as well as an order blank for other area releases may be obtained by writing to the Bureau of the Census, Washington 25, D. C.

Table 1.—CENSUS OF BUSINESS PRELIMINARY RESULTS FOR 1948, BY TRADE GROUP

LINCOLN COUNTY, ARK.

Trade group and kind of business	Number of establishments	1948 sales and receipts (Thousand dollars)	Active proprietors of unincorporated businesses Nov. 1948	Paid employees, workweek ended nearest Nov. 15, 1948	
				Total employees ¹	Full workweek employees
RETAIL TRADE, total.....	137	3,540	148	138	116
Food group.....	53	1,005	57	16	11
Eating and drinking places....	16	81	17	18	11
Gasoline service stations.....	18	235	18	14	13
All other retail stores.....	50	2,219	56	90	81
SELECTED SERVICE TRADES ^{2/}	23	141	23	19	17

^{1/} Includes employees paid for less than the full workweek.

^{2/} See General Description on last page for changes from the 1939 Census of Business in the coverage of Service Trades.

GENERAL DESCRIPTION OF PRELIMINARY RELEASES FOR THE 1948 CENSUS OF BUSINESS

This series of releases, of which one is planned for each county in the United States, presents preliminary results of the 1948 Census of Business. The information is based on reports submitted by business establishments for that Census. The figures shown are preliminary, and are subject to revision in the final Census publications, but the changes are expected to be relatively minor with respect to coverage. The final Census figures will be issued in a series of Business Census bulletins which will show additional detailed kind-of-business information for all places where there are a sufficient number of establishments.

The 1948 Census of Business was taken under the provision of the Act of June 19, 1948, which provides that the Business Census be taken for 1948 and for each fifth year thereafter. Previous Business Censuses were taken for the years 1929, 1933, 1935, and 1939.

Scope of the Census.—The 1948 Census of Business covered all establishments in the following trades, as defined by the Standard Industrial Classification Manual, May 1949 issue, of the Executive Office of the President: all retail trades; all wholesale trades; all service trades in the following four groups—personal services, business services, automobile repairs and services, and miscellaneous repair services; hotels; tourist courts and camps; and amusements, including motion picture theaters. Some important services not covered are radio broadcasting and television, medical and health, legal, educational, nonprofit, accounting, and domestic services.

This coverage is similar to that of the 1939 Business Census. However, "custom trades" and "services incidental to transportation," which are no longer included in the standard classification of the service trades, are not covered by the 1948 Census. In a number of localities, these exclusions as well as other changes in the standard classification may have a considerable effect in comparing

1948 with 1939 data, particularly with respect to establishment count.

Establishment definition.—For Census purposes, a business establishment is defined to include only enterprises conducted from a recognizable place of business, provided that the annual sales were in excess of \$5,000 for a wholesale trade establishment and \$500 for establishments in other trades. A detailed analysis of coverage will be provided in future Census of Business publications.

"Number of establishments" is the number of separate business locations, rather than the number of business companies or organizations, since the Census figures represent information reported separately for each business location or establishment. The establishment count reflects the number of places in business at the end of 1948 excluding administrative and executive offices of multiunit organizations, and "chain store" warehouses.

Sales and receipts.—"1948 sales and receipts" represents sales of merchandise and receipts from repairs and other services to customers. The figures reflect deductions for returned goods and allowances, but not for trade-in allowances; they exclude sales and excise taxes collected from customers and paid directly to any taxing agency.

Proprietors.—"Active proprietors..." represents owners and partners of unincorporated businesses who devoted the major portion of their time to the business in November 1948.

Employment.—"Number of paid employees..." represents all employees on the pay roll for the pay period ending nearest November 15, 1948. "Full workweek" employees, whether regular or seasonal, are those who in the November 15 pay period were paid for working at least the number of hours typically worked in a week by employees of the reporting establishment.

1948 CENSUS OF BUSINESS

RETAIL, WHOLESALE, SERVICE TRADES

U. S. DEPARTMENT OF COMMERCE
BUREAU OF THE CENSUS

PRELIMINARY

For Release April 12, 1950

Release Series BC-1P-03-041

LITTLE RIVER COUNTY, ARK.

Retail, wholesale, and service establishments located in Little River County, Arkansas, showed a substantial expansion in dollar volume of trade from 1939 to 1948 according to preliminary figures from the 1948 Census of Business released today by the Bureau of the Census, U. S. Department of Commerce.

Retail sales in the county during 1948 aggregated \$4.3 million, an increase of 169 percent over the \$1.6 million in 1939, when the preceding Census of Business was taken. Wholesale sales in the county reached a total of \$1.1 million in 1948 as compared with \$0.6 million in 1939. The service trades included in the Census of Business recorded receipts totaling \$105,000 in 1948 compared with \$34,000 in 1939.

Employment in the county also rose over the 9-year period between 1939 and 1948 for the above trades. Establishments in these trades reported a combined total of 212 paid employees for the workweek ended nearest November 15, 1948. This compared with a total of 191 employees reported for the week of November 15, 1939.

These preliminary figures have been derived from a Census report on Little River County, Arkansas. Final figures, superseding the preliminary data for Little River County, will be included in a Bulletin for the State of Arkansas to be issued in several months. Similar data will be made available this year in preliminary and final form for each of the counties and States. A single copy of the preliminary release for Little River County as well as an order blank for other area releases may be obtained by writing to the Bureau of the Census, Washington 25, D. C.

Table 1.—CENSUS OF BUSINESS PRELIMINARY RESULTS FOR 1948, BY TRADE GROUP
LITTLE RIVER COUNTY, ARK.

Trade group and kind of business	Number of establishments	1948 sales and receipts (Thousand dollars)	Active proprietors of unincorporated businesses Nov. 1948	Paid employees, workweek ended nearest Nov. 15, 1948	
				Total employees ¹	Full workweek employees
RETAIL TRADE, total.....	135	4,253	144	186	156
Food group.....	54	1,474	58	33	28
Eating and drinking places.....	19	106	22	17	14
Gasoline service stations.....	17	359	19	10	9
All other retail stores.....	45	2,314	45	126	105
WHOLESALE TRADE.....	6	1,128	5	12	x
SELECTED SERVICE TRADES ²	29	105	30	14	12

x Not available.

¹/ Includes employees paid for less than the full workweek.

²/ See General Description on last page for changes from the 1939 Census of Business in the coverage of Service Trades.

GENERAL DESCRIPTION OF PRELIMINARY RELEASES FOR THE 1948 CENSUS OF BUSINESS

This series of releases, of which one is planned for each county in the United States, presents preliminary results of the 1948 Census of Business. The information is based on reports submitted by business establishments for that Census. The figures shown are preliminary, and are subject to revision in the final Census publications, but the changes are expected to be relatively minor with respect to coverage. The final Census figures will be issued in a series of Business Census bulletins which will show additional detailed kind-of-business information for all places where there are a sufficient number of establishments.

The 1948 Census of Business was taken under the provision of the Act of June 19, 1948, which provides that the Business Census be taken for 1948 and for each fifth year thereafter. Previous Business Censuses were taken for the years 1929, 1933, 1935, and 1939.

Scope of the Census.—The 1948 Census of Business covered all establishments in the following trades, as defined by the Standard Industrial Classification Manual, May 1949 issue, of the Executive Office of the President: all retail trades; all wholesale trades; all service trades in the following four groups—personal services, business services, automobile repairs and services, and miscellaneous repair services; hotels; tourist courts and camps; and amusements, including motion picture theaters. Some important services not covered are radio broadcasting and television, medical and health, legal, educational, nonprofit, accounting, and domestic services.

This coverage is similar to that of the 1939 Business Census. However, "custom trades" and "services incidental to transportation," which are no longer included in the standard classification of the service trades, are not covered by the 1948 Census. In a number of localities, these exclusions as well as other changes in the standard classification may have a considerable effect in comparing

1948 with 1939 data, particularly with respect to establishment count.

Establishment definition.—For Census purposes, a business establishment is defined to include only enterprises conducted from a recognizable place of business, provided that the annual sales were in excess of \$5,000 for a wholesale trade establishment and \$500 for establishments in other trades. A detailed analysis of coverage will be provided in future Census of Business publications.

"Number of establishments" is the number of separate business locations, rather than the number of business companies or organizations, since the Census figures represent information reported separately for each business location or establishment. The establishment count reflects the number of places in business at the end of 1948 excluding administrative and executive offices of multiunit organizations, and "chain store" warehouses.

Sales and receipts.—"1948 sales and receipts" represents sales of merchandise and receipts from repairs and other services to customers. The figures reflect deductions for returned goods and allowances, but not for trade-in allowances; they exclude sales and excise taxes collected from customers and paid directly to any taxing agency.

Proprietors.—"Active proprietors..." represents owners and partners of unincorporated businesses who devoted the major portion of their time to the business in November 1948.

Employment.—"Number of paid employees..." represents all employees on the pay roll for the pay period ending nearest November 15, 1948. "Full workweek" employees, whether regular or seasonal, are those who in the November 15 pay period were paid for working at least the number of hours typically worked in a week by employees of the reporting establishment.

1948 CENSUS OF BUSINESS

RETAIL, WHOLESALE, SERVICE TRADES

U. S. DEPARTMENT OF COMMERCE
BUREAU OF THE CENSUS

PRELIMINARY

For Release April 12, 1950

Release Series BC-1P-03-042

LOGAN COUNTY, ARK.

Retail, wholesale, and service establishments located in Logan County, Arkansas, showed a substantial expansion in dollar volume of trade from 1939 to 1948 according to preliminary figures from the 1948 Census of Business released today by the Bureau of the Census, U. S. Department of Commerce.

Retail sales in the county during 1948 aggregated \$8.8 million, an increase of 226 percent over the \$2.7 million in 1939, when the preceding Census of Business was taken. Wholesale sales in the county reached a total of \$2.3 million in 1948 as compared with \$0.9 million in 1939. The service trades included in the Census of Business recorded receipts totaling \$229,000 in 1948 compared with \$105,000 in 1939.

Employment in the county also rose over the 9-year period between 1939 and 1948 for the above trades. Establishments in these trades reported a combined total of 506 paid employees for the workweek ended nearest November 15, 1948. This compared with a total of 363 employees reported for the week of November 15, 1939.

These preliminary figures have been derived from a Census report on Logan County, Arkansas, which also includes data for the city of Paris. Final figures, superseding the preliminary data for Logan County, will be included in a Bulletin for the State of Arkansas to be issued in several months. Similar data will be made available this year in preliminary and final form for each of the counties and States. A single copy of the preliminary release for Logan County as well as an order blank for other area releases may be obtained by writing to the Bureau of the Census, Washington 25, D. C.

Table 1.—CENSUS OF BUSINESS PRELIMINARY RESULTS FOR 1948, BY TRADE GROUP

LOGAN COUNTY, ARK.

Trade group and kind of business	Number of establishments	1948 sales and receipts (Thousand dollars)	Active proprietors of unincorporated businesses Nov. 1948	Paid employees, workweek ended nearest Nov. 15, 1948	
				Total employees ¹	Full workweek employees
RETAIL TRADE, total.....	241	8,781	278	413	347
Food group.....	60	1,378	68	38	33
Eating and drinking places.....	40	433	49	60	49
General merchandise grp, general stores	43	2,324	42	116	93
Apparel group.....	6	260	6	18	12
Furniture-home furnishgs-appliance grp	15	604	16	25	22
Automotive group.....	14	1,838	19	64	63
Gasoline service stations.....	34	439	41	20	16
Lumber-building-hardware group.....	7	727	12	39	35
Drug and proprietary stores.....	9	204	11	22	14
All other retail stores.....	13	574	14	11	10
WHOLESALE TRADE.....	18	2,269	15	47	x
SELECTED SERVICE TRADES, ^{2/} total.....	52	229	57	46	37
Personal services.....	36	177	38	41	33
All other service trades.....	16	52	19	5	4

x Not available.

1/ Includes employees paid for less than the full workweek.

2/ See General Description on last page for changes from the 1939 Census of Business in the coverage of Service Trades.

Table 2.—CENSUS OF BUSINESS PRELIMINARY RESULTS FOR 1948 FOR CITIES OF 2,500 INHABITANTS OR MORE

LOGAN COUNTY, ARK.

(Data omitted for trade groups where necessary to avoid disclosure)

City and trade group ¹	Number of establishments	1948 sales and receipts (Thousand dollars)	Active proprietors of unincorporated businesses Nov. 1948	Paid employees, workweek ended nearest Nov. 15, 1948	
				Total employees ²	Full workweek employees
Paris:					
Retail trade.....	89	4,407	101	205	169
Selected service trades....	19	103	21	29	22
Remainder of county:					
Retail trade.....	152	4,374	177	208	178
Selected service trades....	33	126	36	17	15

1/ See General Description on this page for changes from the 1939 Census of Business in the coverage of Service Trades.

2/ Includes employees paid for less than the full workweek.

GENERAL DESCRIPTION OF PRELIMINARY RELEASES FOR THE 1948 CENSUS OF BUSINESS

This series of releases, of which one is planned for each county in the United States, presents preliminary results of the 1948 Census of Business. The information is based on reports submitted by business establishments for that Census. The figures shown are preliminary, and are subject to revision in the final Census publications, but the changes are expected to be relatively minor with respect to coverage. The final Census figures will be issued in a series of Business Census bulletins which will show additional detailed kind-of-business information for all places where there are a sufficient number of establishments.

The 1948 Census of Business was taken under the provision of the Act of June 19, 1948, which provides that the Business Census be taken for 1948 and for each fifth year thereafter. Previous Business Censuses were taken for the years 1929, 1933, 1936, and 1939.

Scope of the Census.—The 1948 Census of Business covered all establishments in the following trades, as defined by the Standard Industrial Classification Manual, May 1949 issue, of the Executive Office of the President: all retail trades; all wholesale trades; all service trades in the following four groups—personal services, business services, automobile repairs and services, and miscellaneous repair services; hotels; tourist courts and camps; and amusements, including motion picture theaters. Some important services not covered are radio broadcasting and television, medical and health, legal, educational, nonprofit, accounting, and domestic services.

This coverage is similar to that of the 1939 Business Census. However, "custom trades" and "services incidental to transportation," which are no longer included in the standard classification of the service trades, are not covered by the 1948 Census. In a number of localities, these exclusions as well as

other changes in the standard classification may have a considerable effect in comparing 1948 with 1939 data, particularly with respect to establishment count.

Establishment definition.—For Census purposes, a business establishment is defined to include only enterprises conducted from a recognizable place of business, provided that the annual sales were in excess of \$5,000 for a wholesale trade establishment and \$500 for establishments in other trades. A detailed analysis of coverage will be provided in future Census of Business publications.

"Number of establishments" is the number of separate business locations, rather than the number of business companies or organizations, since the Census figures represent information reported separately for each business location or establishment. The establishment count reflects the number of places in business at the end of 1948 excluding administrative and executive offices of multinational organizations, and "chain store" warehouses.

Sales and receipts.—"1948 sales and receipts" represents sales of merchandise and receipts from repairs and other services to customers. The figures reflect deductions for returned goods and allowances, but not for trade-in allowances; they exclude sales and excise taxes collected from customers and paid directly to any taxing agency.

Proprietors.—"Active proprietors..." represents owners and partners of unincorporated businesses who devoted the major portion of their time to the business in November 1948.

Employment.—"Number of paid employees..." represents all employees on the pay roll for the pay period ending nearest November 15, 1948. "Full workweek" employees, whether regular or seasonal, are those who in the November 15 pay period were paid for working at least the number of hours typically worked in a week by employees of the reporting establishment.

1948 CENSUS OF BUSINESS

RETAIL, WHOLESALE, SERVICE TRADES

U. S. DEPARTMENT OF COMMERCE
BUREAU OF THE CENSUS

PRELIMINARY

For Release April 10, 1950

Release Series BC-1P-03-043

LONOKE COUNTY, ARK.

Retail, wholesale, and service establishments located in Lonoke County, Arkansas, showed a substantial expansion in dollar volume of trade from 1939 to 1948 according to preliminary figures from the 1948 Census of Business released today by the Bureau of the Census, U. S. Department of Commerce.

Retail sales in the county during 1948 aggregated \$14.7 million, an increase of 277 percent over the \$3.9 million in 1939, when the preceding Census of Business was taken. Wholesale sales in the county reached a total of \$4.1 million in 1948 as compared with \$2.2 million in 1939. The service trades included in the Census of Business recorded receipts totaling \$457,000 in 1948 compared with \$216,000 in 1939.

Employment in the county also rose over the 9-year period between 1939 and 1948 for the above trades. Establishments in these trades reported a combined total 814 paid employees for the workweek ended nearest November 15, 1948. This compared with a total of 494 employees reported for the week of November 15, 1939.

These preliminary figures have been derived from a Census report on Lonoke County, Arkansas. Final figures, superseding the preliminary data for Lonoke County, will be included in a Bulletin for the State of Arkansas to be issued in several months. Similar data will be made available this year in preliminary and final form for each of the counties and States. A single copy of the preliminary release for Lonoke County as well as an order blank for other area releases may be obtained by writing to the Bureau of the Census, Washington 25, D. C.

Table 1.—CENSUS OF BUSINESS PRELIMINARY RESULTS FOR 1948, BY TRADE GROUP

LONOKE COUNTY, ARK.

Trade group and kind of business	Number of establishments	1948 sales and receipts (Thousand dollars)	Active proprietors of unincorporated businesses Nov. 1948	Paid employees, workweek ended nearest Nov. 15, 1948	
				Total employees ¹	Full workweek employees
RETAIL TRADE, total.....	334	14,675	331	683	484
Food group.....	124	3,419	123	79	56
Eating and drinking places.....	38	405	40	56	46
General merchandise grp, general stores.....	43	2,838	41	228	104
Furniture-home furnishgs-appliances grp.....	9	415	6	24	23
Automotive group.....	23	3,443	22	89	82
Gasoline service stations.....	47	951	49	44	33
Lumber-building-hardware group.....	27	2,253	25	90	86
Drug and proprietary stores.....	10	438	9	33	26
All other retail stores.....	13	513	16	40	28
WHOLESALE TRADE.....	22	4,069	22	61	x
SELECTED SERVICE TRADES, ² /total.....	76	457	82	70	64
Personal services.....	43	257	45	47	41
All other service trades.....	33	200	37	23	23
AMUSEMENTS.....	15	155	12	25	x

x Not available.

¹/ Includes employees paid for less than the full workweek.

²/ See General Description on last page for changes from the 1939 Census of Business in the coverage of Service Trades.

GENERAL DESCRIPTION OF PRELIMINARY RELEASES FOR THE 1948 CENSUS OF BUSINESS

This series of releases, of which one is planned for each county in the United States, presents preliminary results of the 1948 Census of Business. The information is based on reports submitted by business establishments for that Census. The figures shown are preliminary, and are subject to revision in the final Census publications, but the changes are expected to be relatively minor with respect to coverage. The final Census figures will be issued in a series of Business Census bulletins which will show additional detailed kind-of-business information for all places where there are a sufficient number of establishments.

The 1948 Census of Business was taken under the provision of the Act of June 19, 1948, which provides that the Business Census be taken for 1948 and for each fifth year thereafter. Previous Business Censuses were taken for the years 1929, 1933, 1935, and 1939.

Scope of the Census.—The 1948 Census of Business covered all establishments in the following trades, as defined by the Standard Industrial Classification Manual, May 1949 issue, of the Executive Office of the President: all retail trades; all wholesale trades; all service trades in the following four groups—personal services, business services, automobile repairs and services, and miscellaneous repair services; hotels; tourist courts and camps; and amusements, including motion picture theaters. Some important services not covered are radio broadcasting and television, medical and health, legal, educational, nonprofit, accounting, and domestic services.

This coverage is similar to that of the 1939 Business Census. However, "custom trades" and "services incidental to transportation," which are no longer included in the standard classification of the service trades, are not covered by the 1948 Census. In a number of localities, these exclusions as well as other changes in the standard classification may have a considerable effect in comparing

1948 with 1939 data, particularly with respect to establishment count.

Establishment definition.—For Census purposes, a business establishment is defined to include only enterprises conducted from a recognizable place of business, provided that the annual sales were in excess of \$5,000 for a wholesale trade establishment and \$500 for establishments in other trades. A detailed analysis of coverage will be provided in future Census of Business publications.

"Number of establishments" is the number of separate business locations, rather than the number of business companies or organizations, since the Census figures represent information reported separately for each business location or establishment. The establishment count reflects the number of places in business at the end of 1948 excluding administrative and executive offices of multiunit organizations, and "chain store" warehouses.

Sales and receipts.—"1948 sales and receipts" represents sales of merchandise and receipts from repairs and other services to customers. The figures reflect deductions for returned goods and allowances, but not for trade-in allowances; they exclude sales and excise taxes collected from customers and paid directly to any taxing agency.

Proprietors.—"Active proprietors..." represents owners and partners of unincorporated businesses who devoted the major portion of their time to the business in November 1948.

Employment.—"Number of paid employees..." represents all employees on the pay roll for the pay period ending nearest November 15, 1948. "Full workweek" employees, whether regular or seasonal, are those who in the November 15 pay period were paid for working at least the number of hours typically worked in a week by employees of the reporting establishment.

1948 CENSUS OF BUSINESS

RETAIL, WHOLESALE, SERVICE TRADES

U. S. DEPARTMENT OF COMMERCE
BUREAU OF THE CENSUS

PRELIMINARY

For Release March 6, 1950

Release Series BC-1P-03-044

MADISON COUNTY, ARK.

Retail establishments located in Madison County, Arkansas, showed a substantial expansion in volume of trade from 1939 to 1948 according to preliminary figures from the 1948 Census of Business released today by the Bureau of the Census, U. S. Department of Commerce.

Retail sales in the county during 1948 aggregated \$2.2 million, an increase of 267 percent over the \$0.6 million in 1939, when the preceding Census of Business was taken.

Employment in the county also rose over the nine-year period between 1939 and 1948 for the above trade. Retail establishments reported 96 paid employees for the workweek ended nearest November 15, 1948. This compared with a total of 30 employees reported for the week of November 15, 1939.

These preliminary figures have been derived from a Census report on Madison County, Arkansas. Final figures, superseding the preliminary data, for Madison County will be included in a Bulletin for the State of Arkansas to be issued in several months. Similar data will be made available this year in preliminary and final form for each of the counties and States. A single copy of the preliminary release for Madison County as well as an order blank for other area releases may be obtained by writing to the Bureau of the Census, Washington 25, D. C.

Table 1.—CENSUS OF BUSINESS PRELIMINARY RESULTS FOR 1948, BY TRADE GROUP
MADISON COUNTY, ARK.

Trade group and kind of business	Number of establishments	1948 sales and receipts (Thousand dollars)	Active proprietors of unincorporated businesses Nov. 1948	Paid employees, workweek ended nearest Nov. 15, 1948	
				Total employees ¹	Full workweek employees
RETAIL TRADE, total.....	124	2,224	138	96	65
Food group.....	55	452	57	5	1
Eating and drinking places.....	8	60	9	17	13
Gasoline service stations.....	13	168	15	10	9
All other retail stores.....	48	1,544	57	64	42

¹/ Includes employees paid for less than the full workweek.

GENERAL DESCRIPTION OF PRELIMINARY RELEASES FOR THE 1948 CENSUS OF BUSINESS

This series of releases, of which one is planned for each county in the United States, presents preliminary results of the 1948 Census of Business. The information is based on reports submitted by business establishments for that Census. The figures shown are preliminary, and are subject to revision in the final Census publications, but the changes are expected to be relatively minor with respect to coverage. The final Census figures will be issued in a series of Business Census bulletins which will show additional detailed kind-of-business information for all places where there are a sufficient number of establishments.

The 1948 Census of Business was taken under the provision of the Act of June 19, 1948, which provides that the Business Census be taken for 1948 and for each fifth year thereafter. Previous Business Censuses were taken for the years 1929, 1933, 1935, and 1939.

Scope of the Census.—The 1948 Census of Business covered all establishments in the following trades, as defined by the Standard Industrial Classification Manual, May 1949 issue, of the Executive Office of the President: all retail trades; all wholesale trades; all service trades in the following four groups—personal services, business services, automobile repairs and services, and miscellaneous repair services; hotels; tourist courts and camps; and amusements, including motion picture theaters. Some important services not covered are radio broadcasting and television, medical and health, legal, educational, nonprofit, accounting, and domestic services.

This coverage is similar to that of the 1939 Business Census. However, "custom trades" and "services incidental to transportation," which are no longer included in the standard classification of the service trades, are not covered by the 1948 Census. In a number of localities, these exclusions as well as other changes in the standard classification may have a considerable effect in comparing

1948 with 1939 data, particularly with respect to establishment count.

Establishment definition.—For Census purposes, a business establishment is defined to include only enterprises conducted from a recognizable place of business, provided that the annual sales were in excess of \$5,000 for a wholesale trade establishment and \$500 for establishments in other trades. A detailed analysis of coverage will be provided in future Census of Business publications.

"Number of establishments" is the number of separate business locations, rather than the number of business companies or organizations, since the Census figures represent information reported separately for each business location or establishment. The establishment count reflects the number of places in business at the end of 1948 excluding administrative and executive offices of multiunit organizations, and "chain store" warehouses.

Sales and receipts.—"1948 sales and receipts" represents sales of merchandise and receipts from repairs and other services to customers. The figures reflect deductions for returned goods and allowances, but not for trade-in allowances; they exclude sales and excise taxes collected from customers and paid directly to any taxing agency.

Proprietors.—"Active proprietors..." represents owners and partners of unincorporated businesses who devoted the major portion of their time to the business in November 1948.

Employment.—"Number of paid employees..." represents all employees on the pay roll for the pay period ending nearest November 15, 1948. "Full workweek" employees, whether regular or seasonal, are those who in the November 15 pay period were paid for working at least the number of hours typically worked in a week by employees of the reporting establishment.

1948 CENSUS OF BUSINESS

RETAIL, WHOLESALE, SERVICE TRADES

U. S. DEPARTMENT OF COMMERCE
BUREAU OF THE CENSUS

PRELIMINARY

For Release March 6, 1950

Release Series BC-1P-03-045

MARION COUNTY, ARK.

Retail and service establishments located in Marion County, Arkansas, showed a substantial expansion in volume of trade from 1939 to 1948 according to preliminary figures from the 1948 Census of Business released today by the Bureau of the Census, U. S. Department of Commerce.

Retail sales in the county during 1948 aggregated \$2.0 million, an increase of 400 percent over the \$0.4 million in 1939, when the preceding Census of Business was taken. The service trades included in the Census of Business recorded receipts totaling \$108,000 in 1948 compared with \$18,000 in 1939.

Employment in the county also rose over the nine-year period between 1939 and 1948 for the above trades. Establishments in these trades reported 81 paid employees for the workweek ended nearest November 15, 1948. This compared with a total of 12 employees reported for the week of November 15, 1939.

These preliminary figures have been derived from a Census report on Marion County, Arkansas. Final figures, superseding the preliminary data, for Marion County will be included in a Bulletin for the State of Arkansas to be issued in several months. Similar data will be made available this year in preliminary and final form for each of the counties and States. A single copy of the preliminary release for Marion County as well as an order blank for other area releases may be obtained by writing to the Bureau of the Census, Washington 25, D. C.

Table 1.—CENSUS OF BUSINESS PRELIMINARY RESULTS FOR 1948, BY TRADE GROUP
MARION COUNTY, ARK.

Trade group and kind of business	Number of establishments	1948 sales and receipts (Thousand dollars)	Active proprietors of unincorporated businesses Nov. 1948	Paid employees, workweek ended nearest Nov. 15, 1948	
				Total employees ¹	Full workweek employees
RETAIL TRADE, total.....	105	1,982	115	66	34
Food group.....	40	543	42	9	5
Eating and drinking places.....	13	113	13	16	12
Gasoline service stations.....	15	242	15	8	6
All other retail stores.....	37	1,084	45	33	31
SELECTED SERVICE TRADES,² total..	21	108	23	15	10
Personal services.....	14	36	16	7	2
All other service trades.....	7	72	7	8	8
TOURIST COURTS AND CAMPS.....	9	36	9	-	-
AMUSEMENTS.....	7	32	6	3	x

x Not available.

¹/ Includes all employees paid for less than the full workweek.

²/ See General Description on last page for changes from the 1939 Census of Business in the coverage of Service Trades.

GENERAL DESCRIPTION OF PRELIMINARY RELEASES FOR THE 1948 CENSUS OF BUSINESS

This series of releases, of which one is planned for each county in the United States, presents preliminary results of the 1948 Census of Business. The information is based on reports submitted by business establishments for that Census. The figures shown are preliminary, and are subject to revision in the final Census publications, but the changes are expected to be relatively minor with respect to coverage. The final Census figures will be issued in a series of Business Census bulletins which will show additional detailed kind-of-business information for all places where there are a sufficient number of establishments.

The 1948 Census of Business was taken under the provision of the Act of June 19, 1948, which provides that the Business Census be taken for 1948 and for each fifth year thereafter. Previous Business Censuses were taken for the years 1929, 1933, 1935, and 1939.

Scope of the Census.—The 1948 Census of Business covered all establishments in the following trades, as defined by the Standard Industrial Classification Manual, May 1949 issue, of the Executive Office of the President: all retail trades; all wholesale trades; all service trades in the following four groups—personal services, business services, automobile repairs and services, and miscellaneous repair services; hotels; tourist courts and camps; and amusements, including motion picture theaters. Some important services not covered are radio broadcasting and television, medical and health, legal, educational, nonprofit, accounting, and domestic services.

This coverage is similar to that of the 1939 Business Census. However, "custom trades" and "services incidental to transportation," which are no longer included in the standard classification of the service trades, are not covered by the 1948 Census. In a number of localities, these exclusions as well as other changes in the standard classification may have a considerable effect in comparing

1948 with 1939 data, particularly with respect to establishment count.

Establishment definition.—For Census purposes, a business establishment is defined to include only enterprises conducted from a recognizable place of business, provided that the annual sales were in excess of \$5,000 for a wholesale trade establishment and \$500 for establishments in other trades. A detailed analysis of coverage will be provided in future Census of Business publications.

"Number of establishments" is the number of separate business locations, rather than the number of business companies or organizations, since the Census figures represent information reported separately for each business location or establishment. The establishment count reflects the number of places in business at the end of 1948 excluding administrative and executive offices of multiunit organizations, and "chain store" warehouses.

Sales and receipts.—"1948 sales and receipts" represents sales of merchandise and receipts from repairs and other services to customers. The figures reflect deductions for returned goods and allowances, but not for trade-in allowances; they exclude sales and excise taxes collected from customers and paid directly to any taxing agency.

Proprietors.—"Active proprietors..." represents owners and partners of unincorporated businesses who devoted the major portion of their time to the business in November 1948.

Employment.—"Number of paid employees..." represents all employees on the pay roll for the pay period ending nearest November 15, 1948. "Full workweek" employees, whether regular or seasonal, are those who in the November 15 pay period were paid for working at least the number of hours typically worked in a week by employees of the reporting establishment.

1948 CENSUS OF BUSINESS

RETAIL, WHOLESALE, SERVICE TRADES

U. S. DEPARTMENT OF COMMERCE
BUREAU OF THE CENSUS

PRELIMINARY

For Release April 10, 1950

Release Series BC-1P-03-046

MILLER COUNTY, ARK.

Retail and service establishments located in Miller County, Arkansas, showed a substantial expansion in dollar volume of trade from 1939 to 1948 according to preliminary figures from the 1948 Census of Business released today by the Bureau of the Census, U. S. Department of Commerce.

Retail sales in the county during 1948 aggregated \$22.7 million, an increase of 220 percent over the \$7.1 million in 1939, when the preceding Census of Business was taken. The service trades included in the Census of Business recorded receipts totaling \$841,000 in 1948 compared with \$210,000 in 1939. Wholesale sales in the county reached a total of \$19.8 million in 1948. No comparable figures for 1939 are available.

Employment in the county also rose over the 9-year period between 1939 and 1948 for the retail and service trades. Establishments in these trades reported a combined total of 1,343 paid employees for the workweek ended nearest November 15, 1948. This compared with a total of 1,004 employees reported for the week of November 15, 1939. Wholesale establishments reported a total of 463 paid employees for the week of November 15, 1948.

These preliminary figures have been derived from a Census report on Miller County, Arkansas, which also includes data for the city of Texarkana. Final figures, superseding the preliminary data for Miller County, will be included in a Bulletin for the State of Arkansas to be issued in several months. Similar data will be made available this year in preliminary and final form for each of the counties and States. A single copy of the preliminary release for Miller County as well as an order blank for other area releases may be obtained by writing to the Bureau of the Census, Washington 25, D. C.

Table 1.—CENSUS OF BUSINESS PRELIMINARY RESULTS FOR 1948, BY TRADE GROUP

MILLER COUNTY, ARK.

Trade group and kind of business	Number of establishments	1948 sales and receipts (Thousand dollars)	Active proprietors of unincorporated businesses Nov. 1948	Paid employees, workweek ended nearest Nov. 15, 1948	
				Total employees ¹	Full workweek employees
RETAIL TRADE, total.....	381	22,719	390	1,144	997
Food group.....	136	4,285	139	100	71
Eating and drinking places.....	64	1,391	65	237	224
General merchandise grp, general stores.....	17	1,639	16	140	83
Apparel group.....	23	2,728	17	207	184
Furniture-home furnishgs-appliance grp.....	12	1,148	11	50	50
Automotive group.....	16	3,405	17	103	102
Gasoline service stations.....	45	1,796	47	71	61
Lumber-building-hardware group.....	12	1,783	13	85	85
Drug and proprietary stores.....	8	459	8	49	42
All other retail stores.....	48	4,085	57	102	95
WHOLESALE TRADE, total.....	34	19,778	23	463	x
Merchant wholesalers.....	22	15,931	16	412	x
Other types of wholesalers.....	12	3,847	7	51	x
SELECTED SERVICE TRADES, ^{2/} total.....	99	841	106	199	188
Personal services.....	66	579	70	160	154
All other service trades.....	33	262	36	39	34
TOURIST COURTS AND CAMPS.....	10	151	12	30	30
AMUSEMENTS.....	9	245	8	46	x

x Not available.

^{1/} Includes employees paid for less than the full workweek.^{2/} See General Description on last page for changes from the 1939 Census of Business in the coverage of Service Trades.

Table 2.—CENSUS OF BUSINESS PRELIMINARY RESULTS FOR 1948 FOR CITIES OF 2,500 INHABITANTS OR MORE

MILLER COUNTY, ARK.

(Data omitted for trade groups where necessary to avoid disclosure)

City and trade group ¹	Number of establishments	1948 sales and receipts (Thousand dollars)	Active proprietors of unincorporated businesses Nov. 1948	Paid employees, workweek ended nearest Nov. 15, 1948	
				Total employees ²	Full workweek employees
Texarkana: (part)					
Retail trade.....	301	21,709	310	1,119	980
Selected service trades.....	87	779	92	189	179
Remainder of county:					
Retail trade.....	80	1,010	80	25	17
Selected service trades.....	12	62	14	10	9

1/ See General Description on this page for changes from the 1939 Census of Business in the coverage of Service Trades.

2/ Includes employees paid for less than the full workweek.

GENERAL DESCRIPTION OF PRELIMINARY RELEASES FOR THE 1948 CENSUS OF BUSINESS

This series of releases, of which one is planned for each county in the United States, presents preliminary results of the 1948 Census of Business. The information is based on reports submitted by business establishments for that Census. The figures shown are preliminary, and are subject to revision in the final Census publications, but the changes are expected to be relatively minor with respect to coverage. The final Census figures will be issued in a series of Business Census bulletins which will show additional detailed kind-of-business information for all places where there are a sufficient number of establishments.

The 1948 Census of Business was taken under the provision of the Act of June 19, 1948, which provides that the Business Census be taken for 1948 and for each fifth year thereafter. Previous Business Censuses were taken for the years 1929, 1933, 1935, and 1939.

Scope of the Census.—The 1948 Census of Business covered all establishments in the following trades, as defined by the Standard Industrial Classification Manual, May 1949 issue, of the Executive Office of the President: all retail trades; all wholesale trades; all service trades in the following four groups—personal services, business services, automobile repairs and services, and miscellaneous repair services; hotels; tourist courts and camps; and amusements, including motion picture theaters. Some important services not covered are radio broadcasting and television, medical and health, legal, educational, nonprofit, accounting, and domestic services.

This coverage is similar to that of the 1939 Business Census. However, "custom trades" and "services incidental to transportation," which are no longer included in the standard classification of the service trades, are not covered by the 1948 Census. In a number of localities, these exclusions as well as other changes in the standard classification may have

a considerable effect in comparing 1948 with 1939 data, particularly with respect to establishment count.


Establishment definition.—For Census purposes, a business establishment is defined to include only enterprises conducted from a recognizable place of business, provided that the annual sales were in excess of \$5,000 for a wholesale trade establishment and \$500 for establishments in other trades. A detailed analysis of coverage will be provided in future Census of Business publications.

"Number of establishments" is the number of separate business locations, rather than the number of business companies or organizations, since the Census figures represent information reported separately for each business location or establishment. The establishment count reflects the number of places in business at the end of 1948 excluding administrative and executive offices of multiunit organizations, and "chain store" warehouses.

Sales and receipts.—"1948 sales and receipts" represents sales of merchandise and receipts from repairs and other services to customers. The figures reflect deductions for returned goods and allowances, but not for trade-in allowances; they exclude sales and excise taxes collected from customers and paid directly to any taxing agency.

Proprietors.—"Active proprietors..." represents owners and partners of unincorporated businesses who devoted the major portion of their time to the business in November 1948.

Employment.—"Number of paid employees..." represents all employees on the pay roll for the pay period ending nearest November 15, 1948. "Full workweek" employees, whether regular or seasonal, are those who in the November 15 pay period were paid for working at least the number of hours typically worked in a week by employees of the reporting establishment.



1948 CENSUS OF BUSINESS

RETAIL, WHOLESALE, SERVICE TRADES

U. S. DEPARTMENT OF COMMERCE
BUREAU OF THE CENSUS

PRELIMINARY

For Release April 6, 1950

Release Series BC-1P-03-047

MISSISSIPPI COUNTY, ARK.

Retail, wholesale, and service establishments located in Mississippi County, Arkansas, showed a substantial expansion in dollar volume of trade from 1939 to 1948 according to preliminary figures from the 1948 Census of Business released today by the Bureau of the Census, U. S. Department of Commerce.

Retail sales in the county during 1948 aggregated \$50.7 million, an increase of 238 percent over the \$15.0 million in 1939, when the preceding Census of Business was taken. Wholesale sales in the county reached a total of \$42.9 million in 1948 as compared with \$10.5 million in 1939. The service trades included in the Census of Business recorded receipts totaling \$2.0 million in 1948 compared with \$0.6 million in 1939.

Employment in the county also rose over the 9-year period between 1939 and 1948 for the above trades. Establishments in these trades reported a combined total of 3,712 paid employees for the workweek ended nearest November 15, 1948. This compared with a total of 2,125 employees reported for the week of November 15, 1939.

These preliminary figures have been derived from a Census report on Mississippi County, Arkansas, which also includes data for the cities of Blytheville and Osceola. Final figures, superseding the preliminary data for Mississippi County, will be included in a Bulletin for the State of Arkansas to be issued in several months. Similar data will be made available this year in preliminary and final form for each of the counties and States. A single copy of the preliminary release for Mississippi County as well as an order blank for other area releases may be obtained by writing to the Bureau of the Census, Washington 25, D. C.

Table 1.—CENSUS OF BUSINESS PRELIMINARY RESULTS FOR 1948, BY TRADE GROUP
MISSISSIPPI COUNTY, ARK.

Trade group and kind of business	Number of establishments	1948 sales and receipts (Thousand dollars)	Active proprietors of unincorporated businesses Nov. 1948	Paid employees, workweek ended nearest Nov. 15, 1948	
				Total employees ¹	Full workweek employees
RETAIL TRADE, total.....	837	50,745	753	2,681	2,099
Food group.....	319	10,940	309	357	247
Eating and drinking places.....	133	1,773	130	265	221
General merchandise grp, general stores.	71	7,389	53	549	283
Apparel group.....	40	3,144	34	231	171
Furniture-home furnishgs-appliance grp.	29	2,474	26	124	116
Automotive group.....	41	11,180	30	443	433
Gasoline service stations.....	46	1,262	43	107	92
Lumber-building-hardware group.....	46	8,005	29	325	310
Drug and proprietary stores.....	28	1,387	21	120	86
All other retail stores.....	84	3,191	78	160	140
WHOLESALE TRADE, total.....	121	42,860	75	532	x
Merchant wholesalers.....	28	11,050	19	224	x
Groceries, foods.....	16	9,200	11	146	x
All other merchant wholesalers.....	12	1,850	8	78	x
Petroleum bulk plants, terminals.....	16	4,160	10	56	x
Assemblers of farm products.....	69	22,992	39	233	x
Other wholesale.....	8	4,658	7	19	x
SELECTED SERVICE TRADES, ² /total.....	177	2,004	171	499	459
Personal services.....	99	1,066	99	393	362
All other service trades.....	78	938	72	106	97
AMUSEMENTS.....	42	754	29	104	x

x Not available.

¹/ Includes employees paid for less than the full workweek.

²/ See General Description on last page for changes from the 1939 Census of Business in the coverage of Service Trades.

Table 2.—CENSUS OF BUSINESS PRELIMINARY RESULTS FOR 1948 FOR CITIES OF 2,500 INHABITANTS OR MORE
MISSISSIPPI COUNTY, ARK.

(Data omitted for trade groups where necessary to avoid disclosure)

City and trade group ¹	Number of establishments	1948 sales and receipts (Thousand dollars)	Active proprietors of unincorporated businesses Nov. 1948	Paid employees, workweek ended nearest Nov. 15, 1948	
				Total employees ²	Full workweek employees
Blytheville:					
Retail trade.....	326	25,315	292	1,443	1,176
Wholesale trade.....	45	18,754	31	243	x
Selected service trades....	73	967	70	331	309
Amusements.....	14	457	7	50	x
Osceola:					
Retail trade.....	105	9,994	99	512	415
Selected service trades....	27	280	28	67	65
Amusements.....	Included with "Remainder of county"				
Remainder of county:^{3/}					
Retail trade.....	406	15,436	362	726	508
Wholesale trade.....	76	24,106	44	289	x
Selected service trades....	77	757	73	101	85
Amusements.....	28	297	22	54	x

x Not available.

^{1/} See General Description on this page for changes from the 1939 Census of Business in the coverage of Service Trades.

^{2/} Includes employees paid for less than the full workweek.

^{3/} Except as indicated above, includes figures for establishments, other than wholesale, not located in cities 2,500 inhabitants or more, and wholesale establishments not located in cities of 5,000 inhabitants or more.

GENERAL DESCRIPTION OF PRELIMINARY RELEASES FOR THE 1948 CENSUS OF BUSINESS

This series of releases, of which one is planned for each county in the United States, presents preliminary results of the 1948 Census of Business. The information is based on reports submitted by business establishments for that Census. The figures shown are preliminary, and are subject to revision in the final Census publications, but the changes are expected to be relatively minor with respect to coverage. The final Census figures will be issued in a series of Business Census bulletins which will show additional detailed kind-of-business information for all places where there are a sufficient number of establishments.

The 1948 Census of Business was taken under the provision of the Act of June 19, 1948, which provides that the Business Census be taken for 1948 and for each fifth year thereafter. Previous Business Censuses were taken for the years 1929, 1938, 1945, and 1959.

Scope of the Census.—The 1948 Census of Business covered all establishments in the following trades, as defined by the Standard Industrial Classification Manual, May 1949 issue, of the Executive Office of the President: all retail trades; all wholesale trades; all service trades in the following four groups—personal services, business services, automobile repairs and services, and miscellaneous repair services; hotels; tourist courts and camps; and amusements, including motion picture theaters. Some important services not covered are radio broadcasting and television, medical and health, legal, educational, nonprofit, accounting, and domestic services.

This coverage is similar to that of the 1939 Business Census. However, "custom trades" and "services incidental to transportation," which are no longer included in the standard classification of the service trades, are not covered by the 1948 Census. In a number of localities, these exclusions as well as

other changes in the standard classification may have a considerable effect in comparing 1948 with 1939 data, particularly with respect to establishment count.

Establishment definition.—For Census purposes, a business establishment is defined to include only enterprises conducted from a recognizable place of business, provided that the annual sales were in excess of \$5,000 for a wholesale trade establishment and \$500 for establishments in other trades. A detailed analysis of coverage will be provided in future Census of Business publications.

"Number of establishments" is the number of separate business locations, rather than the number of business companies or organizations, since the Census figures represent information reported separately for each business location or establishment. The establishment count reflects the number of places in business at the end of 1948 excluding administrative and executive offices of multiunit organizations, and "chain store" warehouses.

Sales and receipts.—"1948 sales and receipts" represents sales of merchandise and receipts from repairs and other services to customers. The figures reflect deductions for returned goods and allowances, but not for trade-in allowances; they exclude sales and excise taxes collected from customers and paid directly to any taxing agency.

Proprietors.—"Active proprietors..." represents owners and partners of unincorporated businesses who devoted the major portion of their time to the business in November 1948.

Employment.—"Number of paid employees..." represents all employees on the pay roll for the pay period ending nearest November 15, 1948. "Full workweek" employees, whether regular or seasonal, are those who in the November 15 pay period were paid for working at least the number of hours typically worked in a week by employees of the reporting establishment.

Faint, illegible text covering the majority of the page, possibly bleed-through from the reverse side or extremely faded print. The text is arranged in several columns and paragraphs, but the characters are too light to be transcribed accurately.

1948 CENSUS OF BUSINESS

RETAIL, WHOLESALE, SERVICE TRADES

U. S. DEPARTMENT OF COMMERCE
BUREAU OF THE CENSUS

PRELIMINARY

For Release April 19, 1950

Release Series BC-1P-03-048

MONROE COUNTY, ARK.

Retail, wholesale, and service establishments located in Monroe County, Arkansas, showed a substantial expansion in dollar volume of trade from 1939 to 1948 according to preliminary figures from the 1948 Census of Business released today by the Bureau of the Census, U. S. Department of Commerce.

Retail sales in the county during 1948 aggregated \$9.3 million, an increase of 323 percent over the \$2.2 million in 1939, when the preceding Census of Business was taken. Wholesale sales in the county reached a total of \$3.7 million in 1948 as compared with \$1.2 million in 1939. The service trades included in the Census of Business recorded receipts totaling \$335,000 in 1948 compared with \$113,000 in 1939.

Employment in the county also rose over the 9-year period between 1939 and 1948 for the above trades. Establishments in these trades reported a combined total of 576 paid employees for the workweek ended nearest November 15, 1948. This compared with a total of 325 employees reported for the week of November 15, 1939.

These preliminary figures have been derived from a Census report on Monroe County, Arkansas, which also includes data for the cities of Brinkley and Clarendon. Final figures, superseding the preliminary data for Monroe County, will be included in a Bulletin for the State of Arkansas to be issued in several months. Similar data will be made available this year in preliminary and final form for each of the counties and States. A single copy of the preliminary release for Monroe County as well as an order blank for other area releases may be obtained by writing to the Bureau of the Census, Washington 25, D. C.

Table 1.—CENSUS OF BUSINESS PRELIMINARY RESULTS FOR 1948, BY TRADE GROUP
MONROE COUNTY, ARK.

Trade group and kind of business	Number of establishments	1948 sales and receipts (Thousand dollars)	Active proprietors of unincorporated businesses Nov. 1948	Paid employees, workweek ended nearest Nov. 15, 1948	
				Total employees ¹	Full workweek employees
RETAIL TRADE, total.....	225	9,261	220	465	370
Food group.....	85	2,631	83	82	67
Eating and drinking places.....	36	453	36	68	58
General merchandise grp, general stores	19	1,107	19	66	37
Apparel group.....	14	657	13	49	30
Furniture-home furnishings-appliance grp	11	635	9	31	29
Automotive group.....	8	1,133	11	39	37
Gasoline service stations.....	21	522	21	33	29
Lumber-building-hardware group.....	10	1,091	7	38	36
Drug and proprietary stores.....	9	264	9	24	15
All other retail stores.....	12	768	12	35	32
WHOLESALE TRADE.....	13	3,741	10	59	x
SELECTED SERVICE TRADES, ² /total.....	38	335	40	52	49
Personal services.....	27	239	28	46	43
All other service trades.....	11	96	12	6	6
AMUSEMENTS.....	7	63	6	5	x

x Not available.

¹/ Includes employees paid for less than the full workweek.

²/ See General Description on last page for changes from the 1939 Census of Business in the coverage of Service Trades.

Table 2.—CENSUS OF BUSINESS PRELIMINARY RESULTS FOR 1948 FOR CITIES OF 2,500 INHABITANTS OR MORE

MONROE COUNTY, ARK.

(Data omitted for trade groups where necessary to avoid disclosure)

City and trade group ¹	Number of establishments	1948 sales and receipts (Thousand dollars)	Active proprietors of unincorporated businesses Nov. 1948	Paid employees, workweek ended nearest Nov. 15, 1948	
				Total employees ²	Full workweek employees
Brinkley:					
Retail trade.....	84	5,183	77	282	230
Selected service trades....	22	247	24	43	40
Clarendon:					
Retail trade.....	58	1,878	56	103	75
Selected service trades....	10	60	10	4	4
Remainder of County:					
Retail trade.....	83	2,200	87	80	65
Selected service trades....	6	28	6	5	5

1/ See General Description on this page for changes from the 1939 Census of Business in the coverage of Service Trades.

2/ Includes employees paid for less than the full workweek.

GENERAL DESCRIPTION OF PRELIMINARY RELEASES FOR THE 1948 CENSUS OF BUSINESS

This series of releases, of which one is planned for each county in the United States, presents preliminary results of the 1948 Census of Business. The information is based on reports submitted by business establishments for that Census. The figures shown are preliminary, and are subject to revision in the final Census publications, but the changes are expected to be relatively minor with respect to coverage. The final Census figures will be issued in a series of Business Census bulletins which will show additional detailed kind-of-business information for all places where there are a sufficient number of establishments.

The 1948 Census of Business was taken under the provision of the Act of June 19, 1948, which provides that the Business Census be taken for 1948 and for each fifth year thereafter. Previous Business Censuses were taken for the years 1929, 1933, 1935, and 1939.

Scope of the Census.—The 1948 Census of Business covered all establishments in the following trades, as defined by the Standard Industrial Classification Manual, May 1949 issue, of the Executive Office of the President: all retail trades; all wholesale trades; all service trades in the following four groups—personal services, business services, automobile repairs and services, and miscellaneous repair services; hotels; tourist courts and camps; and amusements, including motion picture theaters. Some important services not covered are radio broadcasting and television, medical and health, legal, educational, nonprofit, accounting, and domestic services.

This coverage is similar to that of the 1939 Business Census. However, "custom trade" and "services incidental to transportation," which are no longer included in the standard classification of the service trades, are not covered by the 1948 Census. In a number of localities, these exclusions as well as other changes in the standard classification may have

a considerable effect in comparing 1948 with 1939 data, particularly with respect to establishment count.

Establishment definition.—For Census purposes, a business establishment is defined to include only enterprises conducted from a recognizable place of business, provided that the annual sales were in excess of \$5,000 for a wholesale trade establishment and \$500 for establishments in other trades. A detailed analysis of coverage will be provided in future Census of Business publications.

"Number of establishments" is the number of separate business locations, rather than the number of business companies or organizations, since the Census figures represent information reported separately for each business location or establishment. The establishment count reflects the number of places in business at the end of 1948 excluding administrative and executive offices of multiunit organizations, and "chain store" warehouses.

Sales and receipts.—"1948 sales and receipts" represents sales of merchandise and receipts from repairs and other services to customers. The figures reflect deductions for returned goods and allowances, but not for trade-in allowances; they exclude sales and excise taxes collected from customers and paid directly to any taxing agency.

Proprietors.—"Active proprietors..." represents owners and partners of unincorporated businesses who devoted the major portion of their time to the business in November 1948.

Employment.—"Number of paid employees..." represents all employees on the pay roll for the pay period ending nearest November 15, 1948. "Full workweek" employees, whether regular or seasonal, are those who in the November 15 pay period were paid for working at least the number of hours typically worked in a week by employees of the reporting establishment.

1948 CENSUS OF BUSINESS

RETAIL, WHOLESALE, SERVICE TRADES

U. S. DEPARTMENT OF COMMERCE
BUREAU OF THE CENSUS

PRELIMINARY

For Release April 13, 1950

Release Series BC-1P-03-049

MONTGOMERY COUNTY, ARK.

Retail and service establishments located in Montgomery County, Arkansas, showed a substantial expansion in dollar volume of trade from 1939 to 1948 according to preliminary figures from the 1948 Census of Business released today by the Bureau of the Census, U. S. Department of Commerce.

Retail sales in the county during 1948 aggregated \$1.5 million, an increase of 150 percent over the \$0.6 million in 1939, when the preceding Census of Business was taken. The service trades included in the Census of Business recorded receipts totaling \$26,000 in 1948 compared with \$14,000 in 1939.

Employment in the county also rose over the 9-year period between 1939 and 1948 for the retail trade. Retail establishments reported a total of 41 paid employees for the workweek ended nearest November 15, 1948. This compared with a total of 38 employees reported for the week of November 15, 1939.

These preliminary figures have been derived from a Census report on Montgomery County, Arkansas. Final figures, superseding the preliminary data for Montgomery County, will be included in a Bulletin for the State of Arkansas to be issued in several months. Similar data will be made available this year in preliminary and final form for each of the counties and States. A single copy of the preliminary release for Montgomery County as well as an order blank for other area releases may be obtained by writing to the Bureau of the Census, Washington 25, D. C.

Table 1.—CENSUS OF BUSINESS PRELIMINARY RESULTS FOR 1948, BY TRADE GROUP
MONTGOMERY COUNTY, ARK.

Trade group and kind of business	Number of establishments	1948 sales and receipts (Thousand dollars)	Active proprietors of unincorporated businesses Nov. 1948	Paid employees, workweek ended nearest Nov. 15, 1948	
				Total employees ¹	Full workweek employees
RETAIL TRADE, total.....	75	1,506	86	41	38
Food group.....	31	329	34	3	3
Eating and drinking places.....	8	71	9	5	2
Gasoline service stations.....	14	203	16	3	3
All other retail stores.....	22	903	27	30	30
SELECTED SERVICE TRADES ^{2/}	9	26	9	-	-

^{1/} Includes employees paid for less than the full workweek.

^{2/} See General Description on last page for changes from the 1939 Census of Business in the coverage of Service Trades.

GENERAL DESCRIPTION OF PRELIMINARY RELEASES FOR THE 1948 CENSUS OF BUSINESS

This series of releases, of which one is planned for each county in the United States, presents preliminary results of the 1948 Census of Business. The information is based on reports submitted by business establishments for that Census. The figures shown are preliminary, and are subject to revision in the final Census publications, but the changes are expected to be relatively minor with respect to coverage. The final Census figures will be issued in a series of Business Census bulletins which will show additional detailed kind-of-business information for all places where there are a sufficient number of establishments.

The 1948 Census of Business was taken under the provision of the Act of June 19, 1948, which provides that the Business Census be taken for 1948 and for each fifth year thereafter. Previous Business Censuses were taken for the years 1929, 1933, 1935, and 1939.

Scope of the Census.—The 1948 Census of Business covered all establishments in the following trades, as defined by the Standard Industrial Classification Manual, May 1949 issue, of the Executive Office of the President: all retail trades; all wholesale trades; all service trades in the following four groups—personal services, business services, automobile repairs and services, and miscellaneous repair services; hotels; tourist courts and camps; and amusements, including motion picture theaters. Some important services not covered are radio broadcasting and television, medical and health, legal, educational, nonprofit, accounting, and domestic services.

This coverage is similar to that of the 1939 Business Census. However, "custom trades" and "services incidental to transportation," which are no longer included in the standard classification of the service trades, are not covered by the 1948 Census. In a number of localities, these exclusions as well as other changes in the standard classification may have a considerable effect in comparing

1948 with 1939 data, particularly with respect to establishment count.

Establishment definition.—For Census purposes, a business establishment is defined to include only enterprises conducted from a recognizable place of business, provided that the annual sales were in excess of \$5,000 for a wholesale trade establishment and \$500 for establishments in other trades. A detailed analysis of coverage will be provided in future Census of Business publications.

"Number of establishments" is the number of separate business locations, rather than the number of business companies or organizations, since the Census figures represent information reported separately for each business location or establishment. The establishment count reflects the number of places in business at the end of 1948 excluding administrative and executive offices of multiunit organizations, and "chain store" warehouses.

Sales and receipts.—"1948 sales and receipts" represents sales of merchandise and receipts from repairs and other services to customers. The figures reflect deductions for returned goods and allowances, but not for trade-in allowances; they exclude sales and excise taxes collected from customers and paid directly to any taxing agency.

Proprietors.—"Active proprietors..." represents owners and partners of unincorporated businesses who devoted the major portion of their time to the business in November 1948.

Employment.—"Number of paid employees..." represents all employees on the pay roll for the pay period ending nearest November 15, 1948. "Full workweek" employees, whether regular or seasonal, are those who in the November 15 pay period were paid for working at least the number of hours typically worked in a week by employees of the reporting establishment.

1948 CENSUS OF BUSINESS

RETAIL, WHOLESALE, SERVICE TRADES

U. S. DEPARTMENT OF COMMERCE
BUREAU OF THE CENSUS

PRELIMINARY

For Release May 15, 1950

Release Series BC-1P-03-050

NEVADA COUNTY, ARK.

Retail and service establishments located in Nevada County, Arkansas, showed a substantial expansion in dollar volume of trade from 1939 to 1948 according to preliminary figures from the 1948 Census of Business released today by the Bureau of the Census, U. S. Department of Commerce.

Retail sales in the county during 1948 aggregated \$6.1 million, an increase of 177 percent over the \$2.2 million in 1939, when the preceding Census of Business was taken. The service trades included in the Census of Business recorded receipts totaling \$147,000 in 1948 compared with \$75,000 in 1939.

Employment in the county also rose over the 9-year period between 1939 and 1948 for the above trades. Establishments in these trades reported a combined total of 318 paid employees for the workweek ended nearest November 15, 1948. This compared with a total of 294 employees reported for the week of November 15, 1939.

These preliminary figures have been derived from a Census report on Nevada County, Arkansas, which also includes data for the city of Prescott. Final figures, superseding the preliminary data for Nevada County, will be included in a Bulletin for the State of Arkansas to be issued in several months. Similar data will be made available this year in preliminary and final form for each of the counties and States. A single copy of the preliminary release for Nevada County as well as an order blank for other area releases may be obtained by writing to the Bureau of the Census, Washington 25, D. C.

Table 1.—CENSUS OF BUSINESS PRELIMINARY RESULTS FOR 1948, BY TRADE GROUP

NEVADA COUNTY, ARK.

Trade group and kind of business	Number of establishments	1948 sales and receipts (Thousand dollars)	Active proprietors of unincorporated businesses Nov. 1948	Paid employees, workweek ended nearest Nov. 15, 1948	
				Total employees ¹	Full workweek employees
RETAIL TRADE, total.....	168	6,145	161	296	247
Food group.....	47	1,394	44	46	34
Eating and drinking places.....	15	116	13	30	24
General merchandise grp, general stores	41	1,432	41	55	37
Apparel group.....	7	261	7	15	9
Automotive group.....	11	1,393	9	53	53
Gasoline service stations.....	24	381	22	25	24
Lumber-building-hardware group.....	10	721	10	36	35
All other retail stores.....	13	447	15	36	31
SELECTED SERVICE TRADES, ² /total.....	27	147	30	22	19
Personal services.....	18	108	20	17	15
All other service trades.....	9	39	10	5	4

¹/ Includes employees paid for less than the full workweek.

²/ See General Description on last page for changes from the 1939 Census of Business in the coverage of Service Trades.

Table 2.—CENSUS OF BUSINESS PRELIMINARY RESULTS FOR 1948 FOR CITIES OF 2,500 INHABITANTS OR MORE

NEVADA COUNTY, ARK.

(Data omitted for trade groups where necessary to avoid disclosure)

City and trade group	Number of establishments	1948 sales and receipts (Thousand dollars)	Active proprietors of unincorporated businesses Nov. 1948	Paid employees, workweek ended nearest Nov. 15, 1948	
				Total employees ¹	Full workweek employees
Prescott:					
Retail trade.....	86	4,235	89	248	203
Remainder of county:					
Retail trade.....	82	1,910	72	48	44

¹/ Includes employees paid for less than the full workweek.

GENERAL DESCRIPTION OF PRELIMINARY RELEASES FOR THE 1948 CENSUS OF BUSINESS

This series of releases, of which one is planned for each county in the United States, presents preliminary results of the 1948 Census of Business. The information is based on reports submitted by business establishments for that Census. The figures shown are preliminary, and are subject to revision in the final Census publications, but the changes are expected to be relatively minor with respect to coverage. The final Census figures will be issued in a series of Business Census bulletins which will show additional detailed kind-of-business information for all places where there are a sufficient number of establishments.

The 1948 Census of Business was taken under the provision of the Act of June 19, 1948, which provides that the Business Census be taken for 1948 and for each fifth year thereafter. Previous Business Censuses were taken for the years 1929, 1933, 1935, and 1939.

Scope of the Census.—The 1948 Census of Business covered all establishments in the following trades, as defined by the Standard Industrial Classification Manual, May 1949 issue, of the Executive Office of the President: all retail trades; all wholesale trades; all service trades in the following four groups—personal services, business services, automobile repairs and services, and miscellaneous repair services; hotels; tourist courts and camps; and amusements, including motion picture theaters. Some important services not covered are radio broadcasting and television, medical and health, legal, educational, nonprofit, accounting, and domestic services.

This coverage is similar to that of the 1939 Business Census. However, "custom trades" and "services incidental to transportation," which are no longer included in the standard classification of the service trades, are not covered by the 1948 Census. In a number of localities, these exclusions as well as

other changes in the standard classification may have a considerable effect in comparing 1948 with 1939 data, particularly with respect to establishment count.

Establishment definition.—For Census purposes, a business establishment is defined to include only enterprises conducted from a recognizable place of business, provided that the annual sales were in excess of \$5,000 for a wholesale trade establishment and \$500 for establishments in other trades. A detailed analysis of coverage will be provided in future Census of Business publications.

"Number of establishments" is the number of separate business locations, rather than the number of business companies or organizations, since the Census figures represent information reported separately for each business location or establishment. The establishment count reflects the number of places in business at the end of 1948 excluding administrative and executive offices of multiunit organizations, and "chain store" warehouses.

Sales and receipts.—"1948 sales and receipts" represents sales of merchandise and receipts from repairs and other services to customers. The figures reflect deductions for returned goods and allowances, but not for trade-in allowances; they exclude sales and excise taxes collected from customers and paid directly to any taxing agency.

Proprietors.—"Active proprietors..." represents owners and partners of unincorporated businesses who devoted the major portion of their time to the business in November 1948.

Employment.—"Number of paid employees..." represents all employees on the pay roll for the pay period ending nearest November 15, 1948. "Full workweek" employees, whether regular or seasonal, are those who in the November 15 pay period were paid for working at least the number of hours typically worked in a week by employees of the reporting establishment.

1948 CENSUS OF BUSINESS

RETAIL, WHOLESALE, SERVICE TRADES

U. S. DEPARTMENT OF COMMERCE
BUREAU OF THE CENSUS

PRELIMINARY

For Release March 6, 1950

Release Series BC-1P-03-051

NEWTON COUNTY, ARK.

Retail establishments located in Newton County, Arkansas, showed a substantial expansion in dollar volume of trade from 1939 to 1948 according to preliminary figures from the 1948 Census of Business released today by the Bureau of the Census, U. S. Department of Commerce.

Retail sales in the county during 1948 aggregated \$663,000, an increase of 108 percent over the \$318,000 in 1939, when the preceding Census of Business was taken.

These preliminary figures have been derived from a Census report on Newton County, Arkansas. Final figures, superseding the preliminary data, for Newton County will be included in a Bulletin for the State of Arkansas to be issued in several months. Similar data will be made available this year in preliminary and final form for each of the counties and States. A single copy of the preliminary release for Newton County as well as an order blank for other area releases may be obtained by writing to the Bureau of the Census, Washington 25, D.C.

Table 1.—CENSUS OF BUSINESS PRELIMINARY RESULTS FOR 1948, BY TRADE GROUP

NEWTON COUNTY, ARK.

Trade group and kind of business	Number of establishments	1948 sales and receipts (Thousand dollars)	Active proprietors of unincorporated businesses Nov. 1948	Paid employees, workweek ended nearest Nov. 15, 1948	
				Total employees ¹	Full workweek employees
RETAIL TRADE, total	79	663	84	10	5
Food group.....	58	370	61	2	-
Eating and drinking places.....		Included with "all other retail stores"			
Gasoline service stations.....	11	96	11	-	-
All other retail stores.....	10	197	12	8	5

¹/ Includes employees paid for less than the full workweek.

GENERAL DESCRIPTION OF PRELIMINARY RELEASES FOR THE 1948 CENSUS OF BUSINESS

This series of releases, of which one is planned for each county in the United States, presents preliminary results of the 1948 Census of Business. The information is based on reports submitted by business establishments for that Census. The figures shown are preliminary, and are subject to revision in the final Census publications, but the changes are expected to be relatively minor with respect to coverage. The final Census figures will be issued in a series of Business Census bulletins which will show additional detailed kind-of-business information for all places where there are a sufficient number of establishments.

The 1948 Census of Business was taken under the provision of the Act of June 19, 1948, which provides that the Business Census be taken for 1948 and for each fifth year thereafter. Previous Business Censuses were taken for the years 1929, 1933, 1935, and 1939.

Scope of the Census.—The 1948 Census of Business covered all establishments in the following trades, as defined by the Standard Industrial Classification Manual, May 1949 issue, of the Executive Office of the President: all retail trades; all wholesale trades; all service trades in the following four groups—personal services, business services, automobile repairs and services, and miscellaneous repair services; hotels; tourist courts and camps; and amusements, including motion picture theaters. Some important services not covered are radio broadcasting and television, medical and health, legal, educational, nonprofit, accounting, and domestic services.

This coverage is similar to that of the 1939 Business Census. However, "custom trades" and "services incidental to transportation," which are no longer included in the standard classification of the service trades, are not covered by the 1948 Census. In a number of localities, these exclusions as well as other changes in the standard classification may have a considerable effect in comparing

1948 with 1939 data, particularly with respect to establishment count.

Establishment definition.—For Census purposes, a business establishment is defined to include only enterprises conducted from a recognizable place of business, provided that the annual sales were in excess of \$5,000 for a wholesale trade establishment and \$500 for establishments in other trades. A detailed analysis of coverage will be provided in future Census of Business publications.

"Number of establishments" is the number of separate business locations, rather than the number of business companies or organizations, since the Census figures represent information reported separately for each business location or establishment. The establishment count reflects the number of places in business at the end of 1948 excluding administrative and executive offices of multiunit organizations, and "chain store" warehouses.

Sales and receipts.—"1948 sales and receipts" represents sales of merchandise and receipts from repairs and other services to customers. The figures reflect deductions for returned goods and allowances, but not for trade-in allowances; they exclude sales and excise taxes collected from customers and paid directly to any taxing agency.

Proprietors.—"Active proprietors..." represents owners and partners of unincorporated businesses who devoted the major portion of their time to the business in November 1948.

Employment.—"Number of paid employees..." represents all employees on the pay roll for the pay period ending nearest November 15, 1948. "Full workweek" employees, whether regular or seasonal, are those who in the November 15 pay period were paid for working at least the number of hours typically worked in a week by employees of the reporting establishment.

1948 CENSUS OF BUSINESS

RETAIL, WHOLESALE, SERVICE TRADES

U. S. DEPARTMENT OF COMMERCE
BUREAU OF THE CENSUS

PRELIMINARY

For Release April 13, 1950

Release Series BC-1P-03-052

OUACHITA COUNTY, ARK.

Retail, wholesale, and service establishments located in Ouachita County, Arkansas, showed a substantial expansion in dollar volume of trade from 1939 to 1948 according to preliminary figures from the 1948 Census of Business released today by the Bureau of the Census, U. S. Department of Commerce.

Retail sales in the county during 1948 aggregated \$18.9 million, an increase of 271 percent over the \$5.1 million in 1939, when the preceding Census of Business was taken. Wholesale sales in the county reached a total of \$9.3 million in 1948 as compared with \$3.2 million in 1939. The service trades included in the Census of Business recorded receipts totaling \$722,000 in 1948 compared with \$186,000 in 1939.

Employment in the county also rose over the 9-year period between 1939 and 1948 for the above trades. Establishments in these trades reported a combined total of 1,253 paid employees for the workweek ended nearest November 15, 1948. This compared with a total of 887 employees reported for the week of November 15, 1939.

These preliminary figures have been derived from a Census report on Ouachita County, Arkansas, which also includes data for the city of Camden. Final figures, superseding the preliminary data for Ouachita County, will be included in a Bulletin for the State of Arkansas to be issued in several months. Similar data will be made available this year in preliminary and final form for each of the counties and States. A single copy of the preliminary release for Ouachita County as well as an order blank for other area releases may be obtained by writing to the Bureau of the Census, Washington 25, D. C.

Table 1.—CENSUS OF BUSINESS PRELIMINARY RESULTS FOR 1948, BY TRADE GROUP

OUACHITA COUNTY, ARK.

Trade group and kind of business	Number of establishments	1948 sales and receipts (Thousand dollars)	Active proprietors of unincorporated businesses Nov. 1948	Paid employees, workweek ended nearest Nov. 15, 1948	
				Total employees ¹	Full workweek employees
RETAIL TRADE, total.....	418	18,929	386	936	792
Food group.....	152	5,002	135	130	110
Eating and drinking places.....	71	818	67	129	118
General merchandise grp, general stores.	36	2,754	29	204	135
Apparel group.....	18	856	19	58	48
Furniture-home furnishgs-appliance grp.	17	883	21	33	33
Automotive group.....	23	4,045	19	133	133
Gasoline service stations.....	39	1,030	39	69	57
Lumber-building-hardware group.....	22	1,853	22	70	68
Drug and proprietary stores.....	12	657	10	58	54
All other retail stores.....	28	1,031	25	52	36
WHOLESALE TRADE, total.....	30	9,332	26	145	x
Merchant wholesalers.....	15	6,224	14	126	x
Other types of wholesalers.....	15	3,108	12	19	x
SELECTED SERVICE TRADES, ² /total.....	92	722	91	172	166
Personal services.....	57	505	56	143	137
All other service trades.....	35	217	35	29	29

x Not available.

¹/ Includes employees paid for less than the full workweek.

²/ See General Description on last page for changes from the 1939 Census of Business in the coverage of Service Trades.

Table 2.—CENSUS OF BUSINESS PRELIMINARY RESULTS FOR 1948 FOR CITIES OF 2,500 INHABITANTS OR MORE

OUACHITA COUNTY, ARK.

(Data omitted for trade groups where necessary to avoid disclosure)

City and trade group ¹	Number of establishments	1948 sales and receipts (Thousand dollars)	Active proprietors of unincorporated businesses Nov. 1948	Paid employees, workweek ended nearest Nov. 15, 1948	
				Total employees ²	Full workweek employees
Camden:					
Retail trade.....	205	14,336	184	736	627
Selected services trades...	58	588	58	146	141
Remainder of county:					
Retail trade.....	213	4,593	202	200	165
Selected service trades....	34	134	33	26	25

1/ See General Description on this page for changes from the 1939 Census of Business in the coverage of Service Trades.

2/ Includes employees paid for less than the full workweek.

GENERAL DESCRIPTION OF PRELIMINARY RELEASES FOR THE 1948 CENSUS OF BUSINESS

This series of releases, of which one is planned for each county in the United States, presents preliminary results of the 1948 Census of Business. The information is based on reports submitted by business establishments for that Census. The figures shown are preliminary, and are subject to revision in the final Census publications, but the changes are expected to be relatively minor with respect to coverage. The final Census figures will be issued in a series of Business Census bulletins which will show additional detailed kind-of-business information for all places where there are a sufficient number of establishments.

The 1948 Census of Business was taken under the provision of the Act of June 19, 1948, which provides that the Business Census be taken for 1948 and for each fifth year thereafter. Previous Business Censuses were taken for the years 1929, 1933, 1935, and 1939.

Scope of the Census.—The 1948 Census of Business covered all establishments in the following trades, as defined by the Standard Industrial Classification Manual, May 1949 issue, of the Executive Office of the President: all retail trades; all wholesale trades; all service trades in the following four groups—personal services, business services, automobile repairs and services, and miscellaneous repair services; hotels; tourist courts and camps; and amusements, including motion picture theaters. Some important services not covered are radio broadcasting and television, medical and health, legal, educational, nonprofit, accounting, and domestic services.

This coverage is similar to that of the 1939 Business Census. However, "custom trades" and "services incidental to transportation," which are no longer included in the standard classification of the service trades, are not covered by the 1948 Census. In a number of localities, these exclusions as well as

other changes in the standard classification may have a considerable effect in comparing 1948 with 1939 data, particularly with respect to establishment count.

Establishment definition.—For Census purposes, a business establishment is defined to include only enterprises conducted from a recognizable place of business, provided that the annual sales were in excess of \$5,000 for a wholesale trade establishment and \$500 for establishments in other trades. A detailed analysis of coverage will be provided in future Census of Business publications.

"Number of establishments" is the number of separate business locations, rather than the number of business companies or organizations, since the Census figures represent information reported separately for each business location or establishment. The establishment count reflects the number of places in business at the end of 1948 excluding administrative and executive offices of multiunit organizations, and "chain store" warehouses.

Sales and receipts.—"1948 sales and receipts" represents sales of merchandise and receipts from repairs and other services to customers. The figures reflect deductions for returned goods and allowances, but not for trade-in allowances; they exclude sales and excise taxes collected from customers and paid directly to any taxing agency.

Proprietors.—"Active proprietors..." represents owners and partners of unincorporated businesses who devoted the major portion of their time to the business in November 1948.

Employment.—"Number of paid employees..." represents all employees on the pay roll for the pay period ending nearest November 15, 1948. "Full workweek" employees, whether regular or seasonal, are those who in the November 15 pay period were paid for working at least the number of hours typically worked in a week by employees of the reporting establishment.

1948 CENSUS OF BUSINESS

U. S. DEPARTMENT OF COMMERCE
BUREAU OF THE CENSUS

RETAIL, WHOLESALE, SERVICE TRADES

PRELIMINARY

For Release April 5, 1950

Release Series BC-1P-03-053

PERRY COUNTY, ARK.

Retail and service establishments located in Perry County, Arkansas, showed a substantial expansion in dollar volume of trade from 1939 to 1948 according to preliminary figures from the 1948 Census of Business released today by the Bureau of the Census, U. S. Department of Commerce.

Retail sales in the county during 1948 aggregated \$1.3 million, an increase of 225 percent over the \$0.4 million in 1939, when the preceding Census of Business was taken. The service trades included in the Census of Business recorded receipts totaling \$36,000 in 1948 compared with \$9,000 in 1939.

Employment in the county also rose over the 9-year period between 1939 and 1948 for the above trades. Establishments in these trades reported a combined total of 25 paid employees for the workweek ended nearest November 15, 1948. This compared with a total of 14 employees reported for the week of November 15, 1939.

These preliminary figures have been derived from a Census report on Perry County, Arkansas. Final figures, superseding the preliminary data for Perry County, will be included in a Bulletin for the State of Arkansas to be issued in several months. Similar data will be made available this year in preliminary and final form for each of the counties and States. A single copy of the preliminary release for Perry County as well as an order blank for other area releases may be obtained by writing to the Bureau of the Census, Washington 25, D. C.

Table 1.—CENSUS OF BUSINESS PRELIMINARY RESULTS FOR 1948, BY TRADE GROUP
PERRY COUNTY, ARK.

Trade group and kind of business	Number of establishments	1948 sales and receipts (Thousand dollars)	Active proprietors of unincorporated businesses Nov. 1948	Paid employees, workweek ended nearest Nov. 15, 1948	
				Total employees ¹	Full workweek employees
RETAIL TRADE, total.....	64	1,296	68	22	16
Food group.....	29	317	31	-	-
Gasoline service stations	7	74	7	2	2
All other retail stores.....	28	905	30	20	14
SELECTED SERVICE TRADES ^{2/}	9	36	9	3	2

^{1/} See General Description on last page for changes from the 1939 Census of Business in the coverage of Service Trades.

^{2/} Includes employees paid for less than the full workweek.

GENERAL DESCRIPTION OF PRELIMINARY RELEASES FOR THE 1948 CENSUS OF BUSINESS

This series of releases, of which one is planned for each county in the United States, presents preliminary results of the 1948 Census of Business. The information is based on reports submitted by business establishments for that Census. The figures shown are preliminary, and are subject to revision in the final Census publications, but the changes are expected to be relatively minor with respect to coverage. The final Census figures will be issued in a series of Business Census bulletins which will show additional detailed kind-of-business information for all places where there are a sufficient number of establishments.

The 1948 Census of Business was taken under the provision of the Act of June 19, 1948, which provides that the Business Census be taken for 1948 and for each fifth year thereafter. Previous Business Censuses were taken for the years 1929, 1933, 1935, and 1939.

Scope of the Census.—The 1948 Census of Business covered all establishments in the following trades, as defined by the Standard Industrial Classification Manual, May 1949 issue, of the Executive Office of the President: all retail trades; all wholesale trades; all service trades in the following four groups—personal services, business services, automobile repairs and services, and miscellaneous repair services; hotels; tourist courts and camps; and amusements, including motion picture theaters. Some important services not covered are radio broadcasting and television, medical and health, legal, educational, nonprofit, accounting, and domestic services.

This coverage is similar to that of the 1939 Business Census. However, "custom trades" and "services incidental to transportation," which are no longer included in the standard classification of the service trades, are not covered by the 1948 Census. In a number of localities, these exclusions as well as other changes in the standard classification may have a considerable effect in comparing

1948 with 1939 data, particularly with respect to establishment count.

Establishment definition.—For Census purposes, a business establishment is defined to include only enterprises conducted from a recognizable place of business, provided that the annual sales were in excess of \$5,000 for a wholesale trade establishment and \$500 for establishments in other trades. A detailed analysis of coverage will be provided in future Census of Business publications.

"Number of establishments" is the number of separate business locations, rather than the number of business companies or organizations, since the Census figures represent information reported separately for each business location or establishment. The establishment count reflects the number of places in business at the end of 1948 excluding administrative and executive offices of multiunit organizations, and "chain store" warehouses.

Sales and receipts.—"1948 sales and receipts" represents sales of merchandise and receipts from repairs and other services to customers. The figures reflect deductions for returned goods and allowances, but not for trade-in allowances; they exclude sales and excise taxes collected from customers and paid directly to any taxing agency.

Proprietors.—"Active proprietors..." represents owners and partners of unincorporated businesses who devoted the major portion of their time to the business in November 1948.

Employment.—"Number of paid employees..." represents all employees on the pay roll for the pay period ending nearest November 15, 1948. "Full workweek" employees, whether regular or seasonal, are those who in the November 15 pay period were paid for working at least the number of hours typically worked in a week by employees of the reporting establishment.

1948 CENSUS OF BUSINESS

U. S. DEPARTMENT OF COMMERCE
BUREAU OF THE CENSUS

RETAIL, WHOLESALE, SERVICE TRADES

PRELIMINARY

For Release April 5, 1950

Release Series BC-1P-03-054

PHILLIPS COUNTY, ARK.

Retail, wholesale, and service establishments located in Phillips County, Arkansas, showed a substantial expansion in dollar volume of trade from 1939 to 1948 according to preliminary figures from the 1948 Census of Business released today by the Bureau of the Census, U. S. Department of Commerce.

Retail sales in the county during 1948 aggregated \$25.1 million, an increase of 254 percent over the \$7.1 million in 1939, when the preceding Census of Business was taken. Wholesale sales in the county reached a total of \$18.1 million in 1948 as compared with \$7.7 million in 1939. The service trades included in the Census of Business recorded receipts totaling \$917,000 in 1948 compared with \$242,000 in 1939.

Employment in the county also rose over the 9-year period between 1939 and 1948 for the above trades. Establishments in these trades reported a combined total of 1,665 paid employees for the workweek ended nearest November 15, 1948. This compared with a total of 1,225 employees reported for the week of November 15, 1939.

These preliminary figures have been derived from a Census report on Phillips County, Arkansas, which also includes data for the cities of Helena and West Helena. Final figures, superseding the preliminary data for Phillips County, will be included in a Bulletin for the State of Arkansas to be issued in several months. Similar data will be made available this year in preliminary and final form for each of the counties and States. A single copy of the preliminary release for Phillips County as well as an order blank for other area releases may be obtained by writing to the Bureau of the Census, Washington 25, D. C.

Table 1.—CENSUS OF BUSINESS PRELIMINARY RESULTS FOR 1948, BY TRADE GROUP

PHILLIPS COUNTY, ARK.

Trade group and kind of business	Number of establishments	1948 sales and receipts (Thousand dollars)	Active proprietors of unincorporated businesses Nov. 1948	Paid employees, workweek ended nearest Nov. 15, 1948	
				Total employees ¹	Full workweek employees
RETAIL TRADE, total	460	25,124	453	1,171	946
Food group.....	187	6,557	196	146	109
Eating and drinking places.....	60	930	59	130	113
General merchandise grp, general stores	45	2,858	39	237	122
Apparel group.....	32	2,533	27	163	135
Furniture-home furnishgs-appliance grp.	20	1,588	17	71	69
Automotive group.....	20	4,071	18	138	138
Gasoline service stations.....	22	849	20	52	45
Lumber-building-hardware group.....	18	2,935	12	101	99
Drug and proprietary stores.....	13	770	14	49	41
All other retail stores.....	43	2,033	51	84	75
WHOLESALE TRADE, total	47	18,102	32	285	x
Merchant wholesalers.....	16	7,100	12	201	x
Other wholesale.....	31	11,002	20	84	x
SELECTED SERVICE TRADES, 2/total	94	917	97	209	201
Personal services.....	61	668	63	182	178
All other service trades.....	33	249	34	27	23

x Not available.

1/ Includes employees paid for less than the full workweek.

2/ See General Description on last page for changes from the 1939 Census of Business in the coverage of Service Trades.

Table 2.—CENSUS OF BUSINESS PRELIMINARY RESULTS FOR 1948 FOR CITIES OF 2,500 INHABITANTS OR MORE

PHILLIPS COUNTY, ARK.

(Data omitted for trade groups where necessary to avoid disclosure)

City and trade group ¹	Number of establishments	1948 sales and receipts (Thousand dollars)	Active proprietors of unincorporated businesses Nov. 1948	Paid employees, workweek ended nearest Nov. 15, 1948	
				Total employees ²	Full workweek employees
Helena:					
Retail trade.....	185	15,529	183	828	665
Wholesale trade.....	26	13,754	18	208	x
Selected service trades.	47	512	49	126	121
West Helena:					
Retail trade.....	72	2,618	76	101	81
Wholesale trade.....	21	4,348	14	77	x
Selected service trades.	22	255	23	66	64
Remainder of county:					
Retail trade.....	203	6,977	194	242	200
Selected service trades.	25	150	25	17	16

x Not available.

¹/ See General Description on this page for changes from the 1939 Census of Business in the coverage of Service Trades.²/ Includes employees paid for less than the full workweek.

GENERAL DESCRIPTION OF PRELIMINARY RELEASES FOR THE 1948 CENSUS OF BUSINESS

This series of releases, of which one is planned for each county in the United States, presents preliminary results of the 1948 Census of Business. The information is based on reports submitted by business establishments for that Census. The figures shown are preliminary, and are subject to revision in the final Census publications, but the changes are expected to be relatively minor with respect to coverage. The final Census figures will be issued in a series of Business Census bulletins which will show additional detailed kind-of-business information for all places where there are a sufficient number of establishments.

The 1948 Census of Business was taken under the provision of the Act of June 19, 1948, which provides that the Business Census be taken for 1948 and for each fifth year thereafter. Previous Business Censuses were taken for the years 1929, 1933, 1935, and 1939.

Scope of the Census.—The 1948 Census of Business covered all establishments in the following trades, as defined by the Standard Industrial Classification Manual, May 1949 issue, of the Executive Office of the President: all retail trades; all wholesale trades; all service trades in the following four groups—personal services, business services, automobile repairs and services, and miscellaneous repair services; hotels; tourist courts and camps; and amusements, including motion picture theaters. Some important services not covered are radio broadcasting and television, medical and health, legal, educational, nonprofit, accounting, and domestic services.

This coverage is similar to that of the 1939 Business Census. However, "custom trades" and "services incidental to transportation," which are no longer included in the standard classification of the service trades, are not covered by the 1948 Census. In a number of localities, these exclusions as well as

other changes in the standard classification may have a considerable effect in comparing 1948 with 1939 data, particularly with respect to establishment count.

Establishment definition.—For Census purposes, a business establishment is defined to include only enterprises conducted from a recognizable place of business, provided that the annual sales were in excess of \$5,000 for a wholesale trade establishment and \$500 for establishments in other trades. A detailed analysis of coverage will be provided in future Census of Business publications.

"Number of establishments" is the number of separate business locations, rather than the number of business companies or organizations, since the Census figures represent information reported separately for each business location or establishment. The establishment count reflects the number of places in business at the end of 1948 excluding administrative and executive offices of multinational organizations, and "chain store" warehouses.

Sales and receipts.—"1948 sales and receipts" represents sales of merchandise and receipts from repairs and other services to customers. The figures reflect deductions for returned goods and allowances, but not for trade-in allowances; they exclude sales and excise taxes collected from customers and paid directly to any taxing agency.

Proprietors.—"Active proprietors..." represents owners and partners of unincorporated businesses who devoted the major portion of their time to the business in November 1948.

Employment.—"Number of paid employees..." represents all employees on the pay roll for the pay period ending nearest November 15, 1948. "Full workweek" employees, whether regular or seasonal, are those who in the November 15 pay period were paid for working at least the number of hours typically worked in a week by employees of the reporting establishment.

1948 CENSUS OF BUSINESS

RETAIL, WHOLESALE, SERVICE TRADES

U. S. DEPARTMENT OF COMMERCE
BUREAU OF THE CENSUS

PRELIMINARY

For Release April 3, 1950

Release Series BC-1P-03-055

PIKE COUNTY, ARK.

Retail, wholesale, and service establishments located in Pike County, Arkansas, showed a substantial expansion in dollar volume of trade from 1939 to 1948 according to preliminary figures from the 1948 Census of Business released today by the Bureau of the Census, U. S. Department of Commerce.

Retail sales in the county during 1948 aggregated \$3.5 million, an increase of 250 percent over the \$1.0 million in 1939, when the preceding Census of Business was taken. Wholesale sales in the county reached a total of \$1.1 million in 1948 as compared with \$0.2 million in 1939. The service trades included in the Census of Business recorded receipts totaling \$132,000 in 1948 compared with \$35,000 in 1939.

Employment in the county also rose over the 9-year period between 1939 and 1948 for the above trades. Establishments in these trades reported a combined total of 163 paid employees for the workweek ended nearest November 15, 1948. This compared with a total of 80 employees reported for the week of November 15, 1939.

These preliminary figures have been derived from a Census report on Pike County, Arkansas. Final figures, superseding the preliminary data for Pike County, will be included in a Bulletin for the State of Arkansas to be issued in several months. Similar data will be made available this year in preliminary and final form for each of the counties and States. A single copy of the preliminary release for Pike County as well as an order blank for other area releases may be obtained by writing to the Bureau of the Census, Washington 25, D. C.

Table 1.—CENSUS OF BUSINESS PRELIMINARY RESULTS FOR 1948, BY TRADE GROUP
PIKE COUNTY, ARK.

Trade group and kind of business	Number of establishments	1948 sales and receipts (Thousand dollars)	Active proprietors of unincorporated businesses Nov. 1948	Paid employees, workweek ended nearest Nov. 15, 1948	
				Total employees ¹	Full workweek employees
RETAIL TRADE, total.....	119	3,491	122	140	101
Food group.....	33	657	33	18	13
Eating and drinking places.....	10	91	12	20	12
Gasoline service stations.....	23	397	25	10	5
All other retail stores.....	53	2,346	52	92	71
WHOLESALE TRADE.....	6	1,126	4	8	x
SELECTED SERVICE TRADES ²	31	132	32	15	11

Not available.

¹ Includes employees paid for less than the full workweek.

² See General Description on last page for changes from the 1939 Census of Business in the coverage of Service Trades.

GENERAL DESCRIPTION OF PRELIMINARY RELEASES FOR THE 1948 CENSUS OF BUSINESS

This series of releases, of which one is planned for each county in the United States, presents preliminary results of the 1948 Census of Business. The information is based on reports submitted by business establishments for that Census. The figures shown are preliminary, and are subject to revision in the final Census publications, but the changes are expected to be relatively minor with respect to coverage. The final Census figures will be issued in a series of Business Census bulletins which will show additional detailed kind-of-business information for all places where there are a sufficient number of establishments.

The 1948 Census of Business was taken under the provision of the Act of June 19, 1948, which provides that the Business Census be taken for 1948 and for each fifth year thereafter. Previous Business Censuses were taken for the years 1929, 1933, 1935, and 1939.

Scope of the Census.—The 1948 Census of Business covered all establishments in the following trades, as defined by the Standard Industrial Classification Manual, May 1949 issue, of the Executive Office of the President: all retail trades; all wholesale trades; all service trades in the following four groups—personal services, business services, automobile repairs and services, and miscellaneous repair services; hotels; tourist courts and camps; and amusements, including motion picture theaters. Some important services not covered are radio broadcasting and television, medical and health, legal, educational, nonprofit, accounting, and domestic services.

This coverage is similar to that of the 1939 Business Census. However, "custom trades" and "services incidental to transportation," which are no longer included in the standard classification of the service trades, are not covered by the 1948 Census. In a number of localities, these exclusions as well as other changes in the standard classification may have a considerable effect in comparing

1948 with 1939 data, particularly with respect to establishment count.

Establishment definition.—For Census purposes, a business establishment is defined to include only enterprises conducted from a recognizable place of business, provided that the annual sales were in excess of \$5,000 for a wholesale trade establishment and \$500 for establishments in other trades. A detailed analysis of coverage will be provided in future Census of Business publications.

"Number of establishments" is the number of separate business locations, rather than the number of business companies or organizations, since the Census figures represent information reported separately for each business location or establishment. The establishment count reflects the number of places in business at the end of 1948 excluding administrative and executive offices of multiunit organizations, and "chain store" warehouses.

Sales and receipts.—"1948 sales and receipts" represents sales of merchandise and receipts from repairs and other services to customers. The figures reflect deductions for returned goods and allowances, but not for trade-in allowances; they exclude sales and excise taxes collected from customers and paid directly to any taxing agency.

Proprietors.—"Active proprietors..." represents owners and partners of unincorporated businesses who devoted the major portion of their time to the business in November 1948.

Employment.—"Number of paid employees..." represents all employees on the pay roll for the pay period ending nearest November 15, 1948. "Full workweek" employees, whether regular or seasonal, are those who in the November 15 pay period were paid for working at least the number of hours typically worked in a week by employees of the reporting establishment.

1948 CENSUS OF BUSINESS

RETAIL, WHOLESALE, SERVICE TRADES

U. S. DEPARTMENT OF COMMERCE
BUREAU OF THE CENSUS

PRELIMINARY

For Release April 5, 1950

Release Series BC-1P-03-056

POINSETT COUNTY, ARK.

Retail, wholesale, and service establishments located in Poinsett County, Arkansas, showed a substantial expansion in dollar volume of trade from 1939 to 1948 according to preliminary figures from the 1948 Census of Business released today by the Bureau of the Census, U. S. Department of Commerce.

Retail sales in the county during 1948 aggregated \$21.5 million, an increase of 378 percent over the \$4.5 million in 1939, when the preceding Census of Business was taken. Wholesale sales in the county reached a total of \$12.9 million in 1948 as compared with \$2.4 million in 1939. The service trades included in the Census of Business recorded receipts totaling \$484,000 in 1948 compared with \$119,000 in 1939.

Employment in the county also rose over the 9-year period between 1939 and 1948 for the above trades. Establishments in these trades reported a combined total of 1,282 paid employees for the workweek ended nearest November 15, 1948. This compared with a total of 567 employees reported for the week of November 15, 1939.

These preliminary figures have been derived from a Census report on Poinsett County, Arkansas, which also includes data for the cities of Marked Tree and Trumann. Final figures, superseding the preliminary data for Poinsett County, will be included in a Bulletin for the State of Arkansas to be issued in several months. Similar data will be made available this year in preliminary and final form for each of the counties and States. A single copy of the preliminary release for Poinsett County as well as an order blank for other area releases may be obtained by writing to the Bureau of the Census, Washington 25, D. C.

Table 1.—CENSUS OF BUSINESS PRELIMINARY RESULTS FOR 1948, BY TRADE GROUP

POINSETT COUNTY, ARK.

Trade group and kind of business	Number of establishments	1948 sales and receipts (Thousand dollars)	Active proprietors of unincorporated businesses Nov. 1948	Paid employees, workweek ended nearest Nov. 15, 1948	
				Total employees ¹	Full workweek employees
RETAIL TRADE, total.....	452	21,513	454	1,034	771
Food group.....	158	4,349	159	139	86
Eating and drinking places.....	78	1,004	84	127	89
General merchandise grp, general stores	45	2,643	45	129	75
Apparel group.....	20	1,139	20	78	37
Furniture-home furnishgs-appliance grp	21	1,034	22	51	46
Automotive group.....	19	3,159	17	118	107
Gasoline service stations.....	40	1,072	44	67	56
Lumber-building-hardware group.....	32	5,302	23	216	203
Drug and proprietary stores.....	15	666	15	56	34
All other retail stores.....	24	1,145	25	53	38
WHOLESALE TRADE, total.....	39	12,886	23	161	x
Merchant wholesalers.....	5	989	3	16	x
Other wholesale.....	34	11,897	20	145	x
SELECTED SERVICE TRADES, ² /total.....	77	484	79	87	79
Personal services.....	50	378	51	79	73
All other service trades.....	27	106	28	8	6
AMUSEMENTS.....	20	302	16	39	x

x Not available.

¹/ Includes employees paid for less than the full workweek.

²/ See General Description on last page for changes from the 1939 Census of Business in the coverage of Service Trades.

Table 2.—CENSUS OF BUSINESS PRELIMINARY RESULTS FOR 1948 FOR CITIES OF 2,500 INHABITANTS OR MORE

POINSETT COUNTY, ARK.

(Data omitted for trade groups where necessary to avoid disclosure)

City and trade group ¹	Number of establishments	1948 sales and receipts (Thousand dollars)	Active proprietors of unincorporated businesses Nov. 1948	Paid employees, workweek ended nearest Nov. 15, 1948	
				Total employees ²	Full workweek employees
Marked Tree:					
Retail trade.....	82	6,144	76	345	250
Selected service trades....	11	83	11	18	15
Trumann:					
Retail trade.....	87	3,309	101	144	131
Selected service trades....	16	115	17	31	28
Remainder of county:					
Retail trade.....	283	12,060	277	545	390
Selected service trades....	50	286	51	38	36

1/ See General Description on this page for changes from the 1939 Census of Business in the coverage of Service Trades.

2/ Includes employees paid for less than the full workweek.

GENERAL DESCRIPTION OF PRELIMINARY RELEASES FOR THE 1948 CENSUS OF BUSINESS

This series of releases, of which one is planned for each county in the United States, presents preliminary results of the 1948 Census of Business. The information is based on reports submitted by business establishments for that Census. The figures shown are preliminary, and are subject to revision in the final Census publications, but the changes are expected to be relatively minor with respect to coverage. The final Census figures will be issued in a series of Business Census bulletins which will show additional detailed kind-of-business information for all places where there are a sufficient number of establishments.

The 1948 Census of Business was taken under the provision of the Act of June 19, 1948, which provides that the Business Census be taken for 1948 and for each fifth year thereafter. Previous Business Censuses were taken for the years 1929, 1933, 1935, and 1939.

Scope of the Census.—The 1948 Census of Business covered all establishments in the following trades, as defined by the Standard Industrial Classification Manual, May 1949 issue, of the Executive Office of the President: all retail trades; all wholesale trades; all service trades in the following four groups—personal services, business services, automobile repair and services, and miscellaneous repair services; hotels; tourist courts and camps; and amusements, including motion picture theaters. Some important services not covered are radio broadcasting and television, medical and health, legal, educational, nonprofit, accounting, and domestic services.

This coverage is similar to that of the 1939 Business Census. However, "custom trades" and "services incidental to transportation," which are no longer included in the standard classification of the service trades, are not covered by the 1948 Census. In a number of localities, these exclusions as well as

other changes in the standard classification may have a considerable effect in comparing 1948 with 1939 data, particularly with respect to establishment count.

Establishment definition.—For Census purposes, a business establishment is defined to include only enterprises conducted from a recognizable place of business, provided that the annual sales were in excess of \$5,000 for a wholesale trade establishment and \$500 for establishments in other trades. A detailed analysis of coverage will be provided in future Censuses of Business publications.

"Number of establishments" is the number of separate business locations, rather than the number of business companies or organizations, since the Census figures represent information reported separately for each business location or establishment. The establishment count reflects the number of places in business at the end of 1948 excluding administrative and executive offices of multiunit organizations, and "chain store" warehouses.

Sales and receipts.—"1948 sales and receipts" represents sales of merchandise and receipts from repairs and other services to customers. The figures reflect deductions for returned goods and allowances, but not for trade-in allowances; they exclude sales and excise taxes collected from customers and paid directly to any taxing agency.

Proprietors.—"Active proprietors..." represents owners and partners of unincorporated businesses who devoted the major portion of their time to the business in November 1948.

Employment.—"Number of paid employees..." represents all employees on the pay roll for the pay period ending nearest November 15, 1948. "Full workweek" employees, whether regular or seasonal, are those who in the November 15 pay period were paid for working at least the number of hours typically worked in a week by employees of the reporting establishment.

1948 CENSUS OF BUSINESS

RETAIL, WHOLESALE, SERVICE TRADES

U. S. DEPARTMENT OF COMMERCE
BUREAU OF THE CENSUS

PRELIMINARY

For Release May 4, 1950

Release Series BC-1P-03-057

POLK COUNTY, ARK.

Retail, wholesale, and service establishments located in Polk County, Arkansas, showed a substantial expansion in dollar volume of trade from 1939 to 1948 according to preliminary figures from the 1948 Census of Business released today by the Bureau of the Census, U. S. Department of Commerce.

Retail sales in the county during 1948 aggregated \$7.7 million, an increase of 235 percent over the \$2.3 million in 1939, when the preceding Census of Business was taken. Wholesale sales in the county reached a total of \$1.2 million in 1948 as compared with \$1.1 million in 1939. The service trades included in the Census of Business recorded receipts totaling \$236,000 in 1948 compared with \$83,000 in 1939.

Employment in the county also rose over the 9-year period between 1939 and 1948 for the above trades. Establishments in these trades reported a combined total of 383 paid employees for the workweek ended nearest November 15, 1948. This compared with a total of 289 employees reported for the week of November 15, 1939.

These preliminary figures have been derived from a Census report on Polk County, Arkansas, which also includes data for the city of Mena. Final figures, superseding the preliminary data for Polk County, will be included in a Bulletin for the State of Arkansas to be issued in several months. Similar data will be made available this year in preliminary and final form for each of the counties and States. A single copy of the preliminary release for Polk County as well as an order blank for other area releases may be obtained by writing to the Bureau of the Census, Washington 25, D. C.

Table 1.—CENSUS OF BUSINESS PRELIMINARY RESULTS FOR 1948, BY TRADE GROUP
POLK COUNTY, ARK.

Trade group and kind of business	Number of establishments	1948 sales and receipts (Thousand dollars)	Active proprietors of unincorporated businesses Nov. 1948	Paid employees, workweek ended nearest Nov. 15, 1948	
				Total employees ¹	Full workweek employees
RETAIL TRADE, total.....	194	7,671	223	316	285
Food group.....	61	2,056	68	46	37
Eating and drinking places.....	17	155	19	28	25
General merchandise grp, general stores	33	1,185	40	42	34
Apparel group.....	7	253	6	19	15
Furniture-home furnishings-appliance grp	6	393	10	15	15
Automotive group.....	17	1,700	20	81	80
Gasoline service stations.....	31	566	31	15	12
All other retail stores.....	22	1,363	29	70	67
WHOLESALE TRADE.....	12	1,189	7	27	x
SELECTED SERVICE TRADES, ^{2/} total.....	38	236	44	40	38
Personal services.....	22	162	27	30	28
All other service trades.....	16	74	17	10	10

x Not available.

^{1/} Includes employees paid for less than the full workweek.

^{2/} See General Description on last page for changes from the 1939 Census of Business in the coverage of Service Trades.

Table 2.—CENSUS OF BUSINESS PRELIMINARY RESULTS FOR 1948 FOR CITIES OF 2,500 INHABITANTS OR MORE

POLK COUNTY, ARK.

(Data omitted for trade groups where necessary to avoid disclosure)

City and trade group ¹	Number of establishments	1948 sales and receipts (Thousand dollars)	Active proprietors of unincorporated businesses Nov. 1948	Paid employees, workweek ended nearest Nov. 15, 1948	
				Total employees ²	Full workweek employees
Mena:					
Retail trade.....	103	6,023	122	289	259
Selected service trades...	30	225	36	40	38
Remainder of county:					
Retail trade.....	91	1,648	101	27	26
Selected service trades...	8	11	8	-	-

1/ See General Description on this page for changes from the 1939 Census of Business in the coverage of Service Trades.

2/ Includes employees paid for less than the full workweek.

GENERAL DESCRIPTION OF PRELIMINARY RELEASES FOR THE 1948 CENSUS OF BUSINESS

This series of releases, of which one is planned for each county in the United States, presents preliminary results of the 1948 Census of Business. The information is based on reports submitted by business establishments for that Census. The figures shown are preliminary, and are subject to revision in the final Census publications, but the changes are expected to be relatively minor with respect to coverage. The final Census figures will be issued in a series of Business Census bulletins which will show additional detailed kind-of-business information for all places where there are a sufficient number of establishments.

The 1948 Census of Business was taken under the provision of the Act of June 19, 1948, which provides that the Business Census be taken for 1948 and for each fifth year thereafter. Previous Business Censuses were taken for the years 1929, 1933, 1935, and 1939.

Scope of the Census.—The 1948 Census of Business covered all establishments in the following trades, as defined by the Standard Industrial Classification Manual, May 1949 issue, of the Executive Office of the President: all retail trades; all wholesale trades; all service trades in the following four groups—personal services, business services, automobile repairs and services, and miscellaneous repair services; hotels; tourist courts and camps; and amusements, including motion picture theaters. Some important services not covered are radio broadcasting and television, medical and health, legal, educational, nonprofit, accounting, and domestic services.

This coverage is similar to that of the 1939 Business Census. However, "custom trades" and "services incidental to transportation," which are no longer included in the standard classification of the service trades, are not covered by the 1948 Census. In a number of localities, these exclusions as well as other changes in the standard classification may have

a considerable effect in comparing 1948 with 1939 data, particularly with respect to establishment count.

Establishment definition.—For Census purposes, a business establishment is defined to include only enterprises conducted from a recognizable place of business, provided that the annual sales were in excess of \$5,000 for a wholesale trade establishment and \$500 for establishments in other trades. A detailed analysis of coverage will be provided in future Census of Business publications.

"Number of establishments" is the number of separate business locations, rather than the number of business companies or organizations, since the Census figures represent information reported separately for each business location or establishment. The establishment count reflects the number of places in business at the end of 1948 excluding administrative and executive offices of multiunit organizations, and "chain store" warehouses.

Sales and receipts.—"1948 sales and receipts" represents sales of merchandise and receipts from repairs and other services to customers. The figures reflect deductions for returned goods and allowances, but not for trade-in allowances; they exclude sales and excise taxes collected from customers and paid directly to any taxing agency.

Proprietors.—"Active proprietors..." represents owners and partners of unincorporated businesses who devoted the major portion of their time to the business in November 1948.

Employment.—"Number of paid employees..." represents all employees on the pay roll for the pay period ending nearest November 15, 1948. "Full workweek" employees, whether regular or seasonal, are those who in the November 15 pay period were paid for working at least the number of hours typically worked in a week by employees of the reporting establishment.

1948 CENSUS OF BUSINESS

RETAIL, WHOLESALE, SERVICE TRADES

U. S. DEPARTMENT OF COMMERCE
BUREAU OF THE CENSUS

PRELIMINARY

For Release April 5, 1950

Release Series BC-1P-03-058

POPE COUNTY, ARK.

Retail, wholesale, and service establishments located in Pope County, Arkansas, showed a substantial expansion in dollar volume of trade from 1939 to 1948 according to preliminary figures from the 1948 Census of Business released today by the Bureau of the Census, U. S. Department of Commerce.

Retail sales in the county during 1948 aggregated \$10.6 million, an increase of 221 percent over the \$3.3 million in 1939, when the preceding Census of Business was taken. Wholesale sales in the county reached a total of \$7.3 million in 1948 as compared with \$2.4 million in 1939. The service trades included in the Census of Business recorded receipts totaling \$511,000 in 1948 compared with 142,000 in 1939.

Employment in the county also rose over the 9-year period between 1939 and 1948 for the above trades. Establishments in these trades reported a combined total of 780 paid employees for the workweek ended nearest November 15, 1948. This compared with a total of 570 employees reported for the week of November 15, 1939.

These preliminary figures have been derived from a Census report on Pope County, Arkansas, which also includes data for the city of Russellville. Final figures, superseding the preliminary data for Pope County, will be included in a Bulletin for the State of Arkansas to be issued in several months. Similar data will be made available this year in preliminary and final form for each of the counties and States. A single copy of the preliminary release for Pope County as well as an order blank for other area releases may be obtained by writing to the Bureau of the Census, Washington 25, D. C.

Table 1.—CENSUS OF BUSINESS PRELIMINARY RESULTS FOR 1948, BY TRADE GROUP
POPE COUNTY, ARK

Trade group and kind of business	Number of establishments	1948 sales and receipts (Thousand dollars)	Active proprietors of unincorporated businesses Nov. 1948	Paid employees, workweek ended nearest Nov. 15, 1948	
				Total employees ¹	Full workweek employees
RETAIL TRADE, total	269	10,646	282	575	493
Food group.....	79	2,370	84	73	66
Eating and drinking places.....	34	394	35	73	65
General merchandise grp, general stores.	28	1,528	27	97	55
Apparel group.....	13	584	13	37	28
Furniture-home furnishings-appliance grp.	13	739	13	29	28
Automotive group.....	15	2,296	19	85	82
Gasoline service stations.....	36	610	36	36	34
Lumber-building-hardware group.....	16	1,417	14	91	91
Drug and proprietary stores.....	13	328	15	27	19
All other retail stores.....	22	380	26	27	25
WHOLESALE TRADE, total	26	7,330	23	115	x
Merchant wholesalers.....	12	4,541	9	80	x
Other wholesale.....	14	2,789	14	35	x
SELECTED SERVICE TRADES, 2/total	76	511	85	90	85
Personal services.....	47	409	51	81	77
All other service trades.....	29	102	34	9	8

x Not available.

1/ Includes employees paid for less than the full workweek.

2/ See General Description on last page for changes from the 1939 Census of Business in the coverage of Service Trades.

Table 2.—CENSUS OF BUSINESS PRELIMINARY RESULTS FOR 1948 FOR CITIES OF 2,500 INHABITANTS OR MORE

POPE COUNTY, ARK.

(Data omitted for trade groups where necessary to avoid disclosure)

City and trade group ¹	Number of establishments	1948 sales and receipts (Thousand dollars)	Active proprietors of unincorporated businesses Nov. 1948	Paid employees, workweek ended nearest Nov. 15, 1948	
				Total employees ²	Full workweek employees
Russellville:					
Retail trade.....	161	8,876	163	489	428
Selected service trades.....	51	400	57	69	65
Remainder of county:					
Retail trade.....	108	1,770	119	86	65
Selected service trades.....	25	111	28	21	20

- 1/ See General Description on this page for changes from the 1939 Census of Business in the coverage of Service Trades.
- 2/ Includes employees paid for less than the full workweek.

GENERAL DESCRIPTION OF PRELIMINARY RELEASES FOR THE 1948 CENSUS OF BUSINESS

This series of releases, of which one is planned for each county in the United States, presents preliminary results of the 1948 Census of Business. The information is based on reports submitted by business establishments for that Census. The figures shown are preliminary, and are subject to revision in the final Census publications, but the changes are expected to be relatively minor with respect to coverage. The final Census figures will be issued in a series of Business Census bulletins which will show additional detailed kind-of-business information for all places where there are a sufficient number of establishments.

The 1948 Census of Business was taken under the provision of the Act of June 19, 1948, which provides that the Business Census be taken for 1948 and for each fifth year thereafter. Previous Business Censuses were taken for the years 1929, 1933, 1935, and 1939.

Scope of the Census.—The 1948 Census of Business covered all establishments in the following trades, as defined by the Standard Industrial Classification Manual, May 1949 issue, of the Executive Office of the President: all retail trades; all wholesale trades; all service trades in the following four groups—personal services, business services, automobile repairs and services, and miscellaneous repair services; hotels; tourist courts and camps; and amusements, including motion picture theaters. Some important services not covered are radio broadcasting and television, medical and health, legal, educational, nonprofit, accounting, and domestic services.

This coverage is similar to that of the 1939 Business Census. However, "custom trades" and "services incidental to transportation," which are no longer included in the standard classification of the service trades, are not covered by the 1948 Census. In a number of localities, these exclusions as well as

other changes in the standard classification may have a considerable effect in comparing 1948 with 1939 data, particularly with respect to establishment count.

Establishment definition.—For Census purposes, a business establishment is defined to include only enterprises conducted from a recognizable place of business, provided that the annual sales were in excess of \$5,000 for a wholesale trade establishment and \$500 for establishments in other trades. A detailed analysis of coverage will be provided in future Census of Business publications.

"Number of establishments" is the number of separate business locations, rather than the number of business companies or organizations, since the Census figures represent information reported separately for each business location or establishment. The establishment count reflects the number of places in business at the end of 1948 excluding administrative and executive offices of multiunit organizations, and "chain store" warehouses.

Sales and receipts.—"1948 sales and receipts" represents sales of merchandise and receipts from repairs and other services to customers. The figures reflect deductions for returned goods and allowances, but not for trade-in allowances; they exclude sales and excise taxes collected from customers and paid directly to any taxing agency.

Proprietors.—"Active proprietors..." represents owners and partners of unincorporated businesses who devoted the major portion of their time to the business in November 1948.

Employment.—"Number of paid employees..." represents all employees on the pay roll for the pay period ending nearest November 15, 1948. "Full workweek" employees, whether regular or seasonal, are those who in the November 15 pay period were paid for working at least the number of hours typically worked in a week by employees of the reporting establishment.

1948 CENSUS OF BUSINESS

RETAIL, WHOLESALE, SERVICE TRADES

U. S. DEPARTMENT OF COMMERCE
BUREAU OF THE CENSUS

PRELIMINARY

For Release April 10, 1950

Release Series BC-1P-03-059

PRAIRIE COUNTY, ARK.

Retail, wholesale, and service establishments located in Prairie County, Arkansas, showed a substantial expansion in dollar volume of trade from 1939 to 1948 according to preliminary figures from the 1948 Census of Business released today by the Bureau of the Census, U. S. Department of Commerce.

Retail sales in the county during 1948 aggregated \$4.5 million, an increase of 275 percent over the \$1.2 million in 1939, when the preceding Census of Business was taken. Wholesale sales in the county reached a total of \$927,000 in 1948 as compared with \$214,000 in 1939. The service trades included in the Census of Business recorded receipts totaling \$99,000 in 1948 compared with \$34,000 in 1939.

Employment in the county also rose over the 9-year period between 1939 and 1948 for the above trades. Establishments in these trades reported a combined total of 279 paid employees for the workweek ended nearest November 15, 1948. This compared with a total of 135 employees reported for the week of November 15, 1939.

These preliminary figures have been derived from a Census report on Prairie County, Arkansas. Final figures, superseding the preliminary data for Prairie County, will be included in a Bulletin for the State of Arkansas to be issued in several months. Similar data will be made available this year in preliminary and final form for each of the counties and States. A single copy of the preliminary release for Prairie County as well as an order blank for other area releases may be obtained by writing to the Bureau of the Census, Washington 25, D. C.

Table 1.—CENSUS OF BUSINESS PRELIMINARY RESULTS FOR 1948, BY TRADE GROUP

PRAIRIE COUNTY, ARK.

Trade group and kind of business	Number of establishments	1948 sales and receipts (Thousand dollars)	Active proprietors of unincorporated businesses Nov. 1948	Paid employees, workweek ended nearest Nov. 15, 1948	
				Total employees ¹	Full workweek employees
RETAIL TRADE, total.....	178	4,515	179	250	201
Food group.....	54	1,127	55	26	21
Eating and drinking places.....	39	319	38	47	34
General merchandise grp, general stores.....	31	1,164	28	68	48
Furniture-home furnishgs-appliance grp.....	6	227	8	12	7
Gasoline service stations.....	20	445	24	24	23
Lumber-building-hardware group.....	9	551	8	33	31
Drug and proprietary stores.....	5	127	5	9	8
All other retail stores.....	14	555	13	31	29
WHOLESALE TRADE.....	8	927	5	13	x
SELECTED SERVICE TRADES, ^{2/} total.....	26	99	25	16	14
Personal services.....	17	73	16	13	11
All other service trades.....	9	26	9	3	3
AMUSEMENTS.....	10	53	9	6	x

x Not available.

^{1/} Includes employees paid for less than the full workweek.

^{2/} See General Description on last page for changes from the 1939 Census of Business in the coverage of Service Trades.

GENERAL DESCRIPTION OF PRELIMINARY RELEASES FOR THE 1948 CENSUS OF BUSINESS

This series of releases, of which one is planned for each county in the United States, presents preliminary results of the 1948 Census of Business. The information is based on reports submitted by business establishments for that Census. The figures shown are preliminary, and are subject to revision in the final Census publications, but the changes are expected to be relatively minor with respect to coverage. The final Census figures will be issued in a series of Business Census bulletins which will show additional detailed kind-of-business information for all places where there are a sufficient number of establishments.

The 1948 Census of Business was taken under the provision of the Act of June 19, 1948, which provides that the Business Census be taken for 1948 and for each fifth year thereafter. Previous Business Censuses were taken for the years 1929, 1933, 1935, and 1939.

Scope of the Census.—The 1948 Census of Business covered all establishments in the following trades, as defined by the Standard Industrial Classification Manual, May 1949 issue, of the Executive Office of the President: all retail trades; all wholesale trades; all service trades in the following four groups—personal services, business services, automobile repairs and services, and miscellaneous repair services; hotels; tourist courts and camps; and amusements, including motion picture theaters. Some important services not covered are radio broadcasting and television, medical and health, legal, educational, nonprofit, accounting, and domestic services.

This coverage is similar to that of the 1939 Business Census. However, "custom trades" and "services incidental to transportation," which are no longer included in the standard classification of the service trades, are not covered by the 1948 Census. In a number of localities, these exclusions as well as other changes in the standard classification may have a considerable effect in comparing

1948 with 1939 data, particularly with respect to establishment count.

Establishment definition.—For Census purposes, a business establishment is defined to include only enterprises conducted from a recognizable place of business, provided that the annual sales were in excess of \$5,000 for a wholesale trade establishment and \$500 for establishments in other trades. A detailed analysis of coverage will be provided in future Census of Business publications.

"Number of establishments" is the number of separate business locations, rather than the number of business companies or organizations, since the Census figures represent information reported separately for each business location or establishment. The establishment count reflects the number of places in business at the end of 1948 excluding administrative and executive offices of multiunit organizations, and "chain store" warehouses.

Sales and receipts.—"1948 sales and receipts" represents sales of merchandise and receipts from repairs and other services to customers. The figures reflect deductions for returned goods and allowances, but not for trade-in allowances; they exclude sales and excise taxes collected from customers and paid directly to any taxing agency.

Proprietors.—"Active proprietors..." represents owners and partners of unincorporated businesses who devoted the major portion of their time to the business in November 1948.

Employment.—"Number of paid employees..." represents all employees on the pay roll for the pay period ending nearest November 15, 1948. "Full workweek" employees, whether regular or seasonal, are those who in the November 15 pay period were paid for working at least the number of hours typically worked in a week by employees of the reporting establishment.

1948 CENSUS OF BUSINESS

RETAIL, WHOLESALE, SERVICE TRADES

U. S. DEPARTMENT OF COMMERCE
BUREAU OF THE CENSUS

PRELIMINARY

For Release May 8, 1950

Release Series BC-1P-03-060

PULASKI COUNTY, ARK.

Retail, wholesale, and service establishments located in Pulaski County, Arkansas, showed a substantial expansion in dollar volume of trade from 1939 to 1948 according to preliminary figures from the 1948 Census of Business released today by the Bureau of the Census, U. S. Department of Commerce.

Retail sales in the county during 1948 aggregated \$173.5 million, an increase of 242 percent over the \$50.8 million sales in 1939, when the preceding Census of Business was taken. Wholesale sales volume in the county showed a 249 percent rise over the same period, reaching a total of \$269.8 million in 1948 as compared with \$77.4 million in 1939. The service trades included in the Census of Business reported receipts totaling \$12.0 million in 1948 compared with \$4.1 million in 1939. Amusement businesses in the county recorded receipts of \$2.3 million in 1948. No comparable figure for 1939 is available.

Employment in the county also rose over the 9-year period between 1939 and 1948 for the trades covered by the Census of Business. Retail trade establishments reported 10,242 paid employees for the workweek ended nearest November 15, 1948. Of these, 8,981 worked the full week, and the remainder part of the week. The comparable total and full workweek figures for 1939 were 7,148 and 5,798. Wholesale trade establishments reported a total of 4,979 full- and part-week employees for the week of November 15, 1948, compared with 2,747 for the same week in 1939. For the selected service trades, November 1948, paid employees numbered 2,687; the comparable figure for 1939, adjusted for change in scope between the two Censuses, was 1,788.

These preliminary figures have been derived from a Census report on Pulaski County, Arkansas. The report also contains data for the cities of Little Rock and North Little Rock.

Final figures, superseding the preliminary data for Pulaski County, will be included in a Bulletin for the State of Arkansas to be issued in several months. Similar data will be made available this year in preliminary and final form for each of the counties and States. A single copy of the preliminary release for Pulaski County as well as an order blank for other area releases may be obtained by writing to the Bureau of the Census, Washington 25, D. C.

Table 1.—CENSUS OF BUSINESS PRELIMINARY RESULTS FOR 1948, BY TRADE GROUP
PULASKI COUNTY, ARK.

Trade group and kind of business	Number of establishments	1948 sales and receipts (Thousand dollars)	Active proprietors of unincorporated businesses Nov. 1948	Paid employees, workweek ended nearest Nov. 15, 1948	
				Total employees ¹	Full workweek employees
RETAIL TRADE, total.....	2,306	173,515	2,163	10,242	8,981
Food group.....	756	32,501	743	971	746
Eating and drinking places.....	472	10,149	498	1,721	1,527
General merchandise grp, general stores.	87	34,037	80	3,052	2,680
Apparel group.....	88	10,211	51	667	511
Furniture-home furnishgs-appliance grp.	99	8,335	91	538	528
Automotive group.....	102	35,082	86	928	906
Gasoline service stations.....	238	9,665	222	535	485
Lumber-building-hardware group.....	76	10,155	52	493	429
Drug and proprietary stores.....	81	5,959	70	540	433
All other retail stores.....	307	17,421	270	797	736
WHOLESALE TRADE, total.....	388	269,849	260	4,979	x
Merchant wholesalers, total.....	264	160,948	169	3,764	x
Groceries, foods.....	61	33,203	56	910	x
Hardware, elec'l, plum'g and heat'g..	34	32,580	13	665	x
Mach'y, equip't, industrial supplies..	60	17,852	44	572	x
Automotive parts, accessories.....	24	4,436	15	292	x
All other merchant wholesalers.....	85	72,877	41	1,325	x
Manufact'rs' sales branches, offices...	55	55,232	7	890	x
Petroleum bulk plants, terminals.....	19	12,595	18	217	x
Agents, brokers (merchandise).....	45	36,912	57	103	x
Assemblers of farm products.....	5	4,162	9	5	x
SELECTED SERVICE TRADES, ^{2/} total.....	760	12,046	746	2,687	2,509
Personal services.....	441	6,698	427	1,900	1,794
Business services.....	55	1,994	42	336	303
Automotive repairs and services.....	144	2,073	154	305	273
Other repair services.....	120	1,281	123	146	139
TOURIST COURTS AND CAMPS.....	28	525	23	82	80
AMUSEMENTS.....	65	2,293	48	336	x

x Not available.

^{1/} Includes employees paid for less than the full workweek.

^{2/} See General Description on last page for changes from the 1939 Census of Business in the coverage of Service Trades.

90937

Table 2.—CENSUS OF BUSINESS PRELIMINARY RESULTS FOR 1948 FOR CITIES OF 2,500 INHABITANTS OR MORE

PULASKI COUNTY, ARK.

(Data omitted for trade groups where necessary to avoid disclosure)

City and trade group ¹	Number of establishments	1948 sales and receipts (Thousand dollars)	Active proprietors of unincorporated businesses Nov. 1948	Paid employees, workweek ended nearest Nov. 15, 1948	
				Total employees ²	Full workweek employees
Little Rock:					
Retail trade.....	1,314	128,191	1,179	8,404	7,444
Wholesale trade.....	319	240,695	207	4,556	x
3 Selected service trades....	553	10,497	530	2,437	2,272
Tourist courts and camps...	8	322	5	58	58
North Little Rock:					
Retail trade.....	605	37,975	597	1,585	1,340
Wholesale trade.....	65	27,976	50	375	x
Selected service trades....	166	1,398	172	233	223
Tourist courts and camps...	9	98	8	13	12
Remainder of county: 3/					
Retail trade.....	387	7,349	387	253	197
Wholesale trade.....	4	1,178	3	48	x
Selected service trades....	41	151	44	17	14
Tourist courts and camps...	11	105	10	11	10

x Not available.

1/ See General Description on this page for changes from the 1939 Census of Business in the coverage of Service Trades.

2/ Includes employees paid for less than the full workweek.

3/ Includes figures for establishments, other than wholesale, not located in cities of 2,500 inhabitants or more, and wholesale establishments not located in cities of 5,000 inhabitants or more.

GENERAL DESCRIPTION OF PRELIMINARY RELEASES FOR THE 1948 CENSUS OF BUSINESS

This series of releases, of which one is planned for each county in the United States, presents preliminary results of the 1948 Census of Business. The information is based on reports submitted by business establishments for that Census. The figures shown are preliminary, and are subject to revision in the final Census publications, but the changes are expected to be relatively minor with respect to coverage. The final Census figures will be issued in a series of Business Census bulletins which will show additional detailed kind-of-business information for all places where there are a sufficient number of establishments.

The 1948 Census of Business was taken under the provision of the Act of June 19, 1948, which provides that the Business Census be taken for 1948 and for each fifth year thereafter. Previous Business Censuses were taken for the years 1929, 1933, 1935, and 1939.

Scope of the Census.—The 1948 Census of Business covered all establishments in the following trades, as defined by the Standard Industrial Classification Manual, May 1949 issue, of the Executive Office of the President: all retail trades; all wholesale trades; all service trades in the following four groups—personal services, business services, automobile repairs and services, and miscellaneous repair services; hotels; tourist courts and camps; and amusements, including motion picture theaters. Some important services not covered are radio broadcasting and television, medical and health, legal, educational, nonprofit, accounting, and domestic services.

This coverage is similar to that of the 1939 Business Census. However, "custom trades" and "services incidental to transportation," which are no longer included in the standard classification of the service trades, are not covered by the 1948 Census. In a number of localities, these exclusions as well as

other changes in the standard classification may have a considerable effect in comparing 1948 with 1939 data, particularly with respect to establishment count.

Establishment definition.—For Census purposes, a business establishment is defined to include only enterprises conducted from a recognizable place of business, provided that the annual sales were in excess of \$5,000 for a wholesale trade establishment and \$500 for establishments in other trades. A detailed analysis of coverage will be provided in future Census of Business publications.

"Number of establishments" is the number of separate business locations, rather than the number of business companies or organizations, since the Census figures represent information reported separately for each business location or establishment. The establishment count reflects the number of places in business at the end of 1948 excluding administrative and executive offices of multiunit organizations, and "chain store" warehouses.

Sales and receipts.—"1948 sales and receipts" represents sales of merchandise and receipts from repairs and other services to customers. The figures reflect deductions for returned goods and allowances, but not for trade-in allowances; they exclude sales and excise taxes collected from customers and paid directly to any taxing agency.

Proprietors.—"Active proprietors..." represents owners and partners of unincorporated businesses who devoted the major portion of their time to the business in November 1948.

Employment.—"Number of paid employees..." represents all employees on the pay roll for the pay period ending nearest November 15, 1948. "Full workweek" employees, whether regular or seasonal, are those who in the November 15 pay period were paid for working at least the number of hours typically worked in a week by employees of the reporting establishment.

1871
1872
1873
1874
1875
1876
1877
1878
1879
1880
1881
1882
1883
1884
1885
1886
1887
1888
1889
1890
1891
1892
1893
1894
1895
1896
1897
1898
1899
1900

1948 CENSUS OF BUSINESS

RETAIL, WHOLESALE, SERVICE TRADES

U. S. DEPARTMENT OF COMMERCE
BUREAU OF THE CENSUS

PRELIMINARY

For Release April 13, 1950

Release Series BC-1P-03-061

RANDOLPH COUNTY, ARK.

Retail, wholesale, and service establishments located in Randolph County, Arkansas, showed a substantial expansion in dollar volume of trade from 1939 to 1948 according to preliminary figures from the 1948 Census of Business released today by the Bureau of the Census, U. S. Department of Commerce.

Retail sales in the county during 1948 aggregated \$6.1 million, an increase of 259 percent over the \$1.7 million in 1939, when the preceding Census of Business was taken. Wholesale sales in the county reached a total of \$2.8 million in 1948 as compared with \$0.6 million in 1939. The service trades included in the Census of Business recorded receipts totaling \$219,000 in 1948 compared with \$50,000 in 1939.

Employment in the county also rose over the 9-year period between 1939 and 1948 for the above trades. Establishments in these trades reported a combined total of 371 paid employees for the workweek ended nearest November 15, 1948. This compared with a total of 185 employees reported for the week of November 15, 1939.

These preliminary figures have been derived from a Census report on Randolph County, Arkansas, which also includes data for the city of Pocahontas. Final figures, superseding the preliminary data for Randolph County, will be included in a Bulletin for the State of Arkansas to be issued in several months. Similar data will be made available this year in preliminary and final form for each of the counties and States. A single copy of the preliminary release for Randolph County as well as an order blank for other area releases may be obtained by writing to the Bureau of the Census, Washington 25, D. C.

Table 1.—CENSUS OF BUSINESS PRELIMINARY RESULTS FOR 1948, BY TRADE GROUP
RANDOLPH COUNTY, ARK.

Trade group and kind of business	Number of establishments	1948 sales and receipts (Thousand dollars)	Active proprietors of unincorporated businesses Nov. 1948	Paid employees, workweek ended nearest Nov. 15, 1948	
				Total employees ¹	Full workweek employees
RETAIL TRADE, total.....	171	6,052	178	278	242
Food group.....	53	1,202	52	20	17
Eating and drinking places.....	29	256	33	38	29
General merchandise grp, general stores	31	969	32	47	39
Furniture-home furnishgs-appliance grp	9	368	13	16	15
Gasoline service stations.....	17	383	16	18	16
Lumber-building-hardware group.....	12	1,513	13	71	70
All other retail stores.....	20	1,361	19	68	56
WHOLESALE TRADE.....	10	2,796	3	44	x
SELECTED SERVICE TRADES, ^{2/} total.....	21	219	23	49	45
Personal services.....	16	182	18	41	40
All other service trades.....	5	37	5	8	5

x Not available

^{1/} Includes employees paid for less than the full workweek.

^{2/} See General Description on last page for changes from the 1939 Census of Business in the coverage of Service Trades.

Table 2.—CENSUS OF BUSINESS PRELIMINARY RESULTS FOR 1948 FOR CITIES OF 2,500 INHABITANTS OR MORE

RANDOLPH COUNTY, ARK.

(Data omitted for trade groups where necessary to avoid disclosure)

City and trade group	Number of establishments	1948 sales and receipts (Thousand dollars)	Active proprietors of unincorporated businesses Nov. 1948	Paid employees, workweek ended nearest Nov. 15, 1948	
				Total employees ¹	Full workweek employees
Pocahontas:					
Retail trade.....	87	4,453	94	234	203
Remainder of county:					
Retail trade.....	84	1,599	84	44	39

¹/ Includes employees paid for less than the full workweek.

GENERAL DESCRIPTION OF PRELIMINARY RELEASES FOR THE 1948 CENSUS OF BUSINESS

This series of releases, of which one is planned for each county in the United States, presents preliminary results of the 1948 Census of Business. The information is based on reports submitted by business establishments for that Census. The figures shown are preliminary, and are subject to revision in the final Census publications, but the changes are expected to be relatively minor with respect to coverage. The final Census figures will be issued in a series of Business Census bulletins which will show additional detailed kind-of-business information for all places where there are a sufficient number of establishments.

The 1948 Census of Business was taken under the provision of the Act of June 19, 1948, which provides that the Business Census be taken for 1948 and for each fifth year thereafter. Previous Business Censuses were taken for the years 1929, 1933, 1935, and 1939.

Scope of the Census.—The 1948 Census of Business covered all establishments in the following trades, as defined by the Standard Industrial Classification Manual, May 1949 issue, of the Executive Office of the President: all retail trades; all wholesale trades; all service trades in the following four groups—personal services, business services, automobile repairs and services, and miscellaneous repair services; hotels; tourist courts and camps; and amusements, including motion picture theaters. Some important services not covered are radio broadcasting and television, medical and health, legal, educational, nonprofit, accounting, and domestic services.

This coverage is similar to that of the 1939 Business Census. However, "custom trades" and "services incidental to transportation," which are no longer included in the standard classification of the service trades, are not covered by the 1948 Census. In a number of localities, these exclusions as well as other changes in the standard classification may have

a considerable effect in comparing 1948 with 1939 data, particularly with respect to establishment count.

Establishment definition.—For Census purposes, a business establishment is defined to include only enterprises conducted from a recognizable place of business, provided that the annual sales were in excess of \$5,000 for a wholesale trade establishment and \$500 for establishments in other trades. A detailed analysis of coverage will be provided in future Census of Business publications.

"Number of establishments" is the number of separate business locations, rather than the number of business companies or organizations, since the Census figures represent information reported separately for each business location or establishment. The establishment count reflects the number of places in business at the end of 1948 excluding administrative and executive offices of multiunit organizations, and "chain store" warehouses.

Sales and receipts.—"1948 sales and receipts" represents sales of merchandise and receipts from repairs and other services to customers. The figures reflect deductions for returned goods and allowances, but not for trade-in allowances; they exclude sales and excise taxes collected from customers and paid directly to any taxing agency.

Proprietors.—"Active proprietors..." represents owners and partners of unincorporated businesses who devoted the major portion of their time to the business in November 1948.

Employment.—"Number of paid employees..." represents all employees on the pay roll for the pay period ending nearest November 15, 1948. "Full workweek" employees, whether regular or seasonal, are those who in the November 15 pay period were paid for working at least the number of hours typically worked in a week by employees of the reporting establishment.

1948 CENSUS OF BUSINESS

RETAIL, WHOLESALE, SERVICE TRADES

U. S. DEPARTMENT OF COMMERCE
BUREAU OF THE CENSUS

PRELIMINARY

For Release May 15, 1950

Release Series BC-1P-03-062

ST. FRANCIS COUNTY, ARK.

Retail, wholesale, and service establishments located in St. Francis County, Arkansas, showed a substantial expansion in dollar volume of trade from 1939 to 1948 according to preliminary figures from the 1948 Census of Business released today by the Bureau of the Census, U. S. Department of Commerce.

Retail sales in the county during 1948 aggregated \$16.9 million, an increase of 276 percent over the \$4.5 million in 1939, when the preceding Census of Business was taken. Wholesale sales in the county reached a total of \$13.2 million in 1948 as compared with \$2.5 million in 1939. The service trades included in the Census of Business recorded receipts totaling \$1.2 million in 1948 compared with \$0.2 million in 1939.

Employment in the county also rose over the 9-year period between 1939 and 1948 for the above trades. Establishments in these trades reported a combined total of 1,009 paid employees for the workweek ended nearest November 15, 1948. This compared with a total of 699 employees reported for the week of November 15, 1939.

These preliminary figures have been derived from a Census report on St. Francis County, Arkansas, which also includes data for Forrest City. Final figures, superseding the preliminary data for St. Francis County, will be included in a Bulletin for the State of Arkansas to be issued in several months. Similar data will be made available this year in preliminary and final form for each of the counties and States. A single copy of the preliminary release for St. Francis County as well as an order blank for other area releases may be obtained by writing to the Bureau of the Census, Washington 25, D. C.

Table 1.—CENSUS OF BUSINESS PRELIMINARY RESULTS FOR 1948, BY TRADE GROUP
ST. FRANCIS COUNTY, ARK.

Trade group and kind of business	Number of establishments	1948 sales and receipts (Thousand dollars)	Active proprietors of unincorporated businesses Nov. 1948	Paid employees, workweek ended nearest Nov. 15, 1948	
				Total employees ¹	Full workweek employees
RETAIL TRADE, total.....	375	16,946	384	724	592
Food group.....	140	4,160	138	138	120
Eating and drinking places.....	68	923	73	89	86
Gen'l merchandise grp, general stores...	37	2,118	38	133	77
Apparel group.....	22	1,213	25	85	50
Furniture-home furnishg's-appliance grp.	15	1,088	14	42	41
Automotive group.....	17	2,920	18	82	76
Gasoline service stations.....	30	938	31	41	38
Lumber-building-hardware group.....	11	2,392	10	62	62
Drug and proprietary stores.....	8	371	11	17	14
All other retail stores.....	27	823	26	35	28
WHOLESALE TRADE, total.....	35	13,241	26	119	x
Merchant wholesalers.....	6	2,587	2	43	x
Other types of wholesale.....	29	10,654	24	76	x
SELECTED SERVICE TRADES ^{2/}	51	1,162	53	166	164
TOURIST COURTS AND CAMPS.....	6	58	6	7	6
AMUSEMENTS.....	10	185	7	22	x

x Not available.

^{1/} Includes employees paid for less than the full workweek.

^{2/} See General Description on last page for changes from the 1939 Census of Business in the coverage of Service Trades.

Table 2.—CENSUS OF BUSINESS PRELIMINARY RESULTS FOR 1948 FOR CITIES OF 2,500 INHABITANTS OR MORE

ST. FRANCIS COUNTY, ARK.

(Data omitted for trade groups where necessary to avoid disclosure)

City and trade group ¹	Number of establishments	1948 sales and receipts (Thousand dollars)	Active proprietors of unincorporated businesses Nov. 1948	Paid employees, workweek ended nearest Nov. 15, 1948	
				Total employees ¹	Full workweek employees
Forrest City:					
Retail trade.....	164	11,094	163	466	386
Wholesale trade.....	9	2,677	7	35	x
Remainder of county:					
Retail trade.....	211	5,852	221	258	206
Wholesale trade.....	26	10,564	19	84	x

x Not available.

¹/ Includes employees paid for less than the full workweek.

GENERAL DESCRIPTION OF PRELIMINARY RELEASES FOR THE 1948 CENSUS OF BUSINESS

This series of releases, of which one is planned for each county in the United States, presents preliminary results of the 1948 Census of Business. The information is based on reports submitted by business establishments for that Census. The figures shown are preliminary, and are subject to revision in the final Census publications, but the changes are expected to be relatively minor with respect to coverage. The final Census figures will be issued in a series of Business Census bulletins which will show additional detailed kind-of-business information for all places where there are a sufficient number of establishments.

The 1948 Census of Business was taken under the provision of the Act of June 19, 1948, which provides that the Business Census be taken for 1948 and for each fifth year thereafter. Previous Business Censuses were taken for the years 1929, 1933, 1935, and 1939.

Scope of the Census.—The 1948 Census of Business covered all establishments in the following trades, as defined by the Standard Industrial Classification Manual, May 1949 issue, of the Executive Office of the President: all retail trades; all wholesale trades; all service trades in the following four groups—personal services, business services, automobile repairs and services, and miscellaneous repair services; hotels; tourist courts and camps; and amusements, including motion picture theaters. Some important services not covered are radio broadcasting and television, medical and health, legal, educational, nonprofit, accounting, and domestic services.

This coverage is similar to that of the 1939 Business Census. However, "custom trades" and "services incidental to transportation," which are no longer included in the standard classification of the service trades, are not covered by the 1948 Census. In a number of localities, these exclusions as well as

other changes in the standard classification may have a considerable effect in comparing 1948 with 1939 data, particularly with respect to establishment count.

Establishment definition.—For Census purposes, a business establishment is defined to include only enterprises conducted from a recognizable place of business, provided that the annual sales were in excess of \$5,000 for a wholesale trade establishment and \$500 for establishments in other trades. A detailed analysis of coverage will be provided in future Census of Business publications.

"Number of establishments" is the number of separate business locations, rather than the number of business companies or organizations, since the Census figures represent information reported separately for each business location or establishment. The establishment count reflects the number of places in business at the end of 1948 excluding administrative and executive offices of multiunit organizations, and "chain store" warehouses.

Sales and receipts.—"1948 sales and receipts" represents sales of merchandise and receipts from repairs and other services to customers. The figures reflect deductions for returned goods and allowances, but not for trade-in allowances; they exclude sales and excise taxes collected from customers and paid directly to any taxing agency.

Proprietors.—"Active proprietors..." represents owners and partners of unincorporated businesses who devoted the major portion of their time to the business in November 1948.

Employment.—"Number of paid employees..." represents all employees on the pay roll for the pay period ending nearest November 15, 1948. "Full workweek" employees, whether regular or seasonal, are those who in the November 15 pay period were paid for working at least the number of hours typically worked in a week by employees of the reporting establishment.

1948 CENSUS OF BUSINESS

U. S. DEPARTMENT OF COMMERCE
BUREAU OF THE CENSUS

RETAIL, WHOLESALE, SERVICE TRADES

PRELIMINARY

For Release April 3, 1950

Release Series BC-1P-03-063

SALINE COUNTY, ARK.

Retail, wholesale, and service establishments located in Saline County, Arkansas, showed a substantial expansion in dollar volume of trade from 1939 to 1948 according to preliminary figures from the 1948 Census of Business released today by the Bureau of the Census, U. S. Department of Commerce.

Retail sales in the county during 1948 aggregated \$10.2 million, an increase of 386 percent over the \$2.1 million in 1939, when the preceding Census of Business was taken. Wholesale sales in the county reached a total of \$1.7 million in 1948 as compared with \$0.6 million in 1939. The service trades included in the Census of Business recorded receipts totaling \$297,000 in 1948 compared with \$81,000 in 1939.

Employment in the county also rose over the 9-year period between 1939 and 1948 for the above trades. Establishments in these trades reported a combined total of 521 paid employees for the workweek ended nearest November 15, 1948. This compared with a total of 259 employees reported for the week of November 15, 1939.

These preliminary figures have been derived from a Census report on Saline County, Arkansas, which also includes data for the city of Benton. Final figures, superseding the preliminary data for Saline County, will be included in a Bulletin for the State of Arkansas to be issued in several months. Similar data will be made available this year in preliminary and final form for each of the counties and States. A single copy of the preliminary release for Saline County as well as an order blank for other area releases may be obtained by writing to the Bureau of the Census, Washington 25, D. C.

Table 1.—CENSUS OF BUSINESS PRELIMINARY RESULTS FOR 1948, BY TRADE GROUP

SALINE COUNTY, ARK.

Trade group and kind of business	Number of establishments	1948 sales and receipts (Thousand dollars)	Active proprietors of unincorporated businesses Nov. 1948	Paid employees, workweek ended nearest Nov. 15, 1948	
				Total employees ¹	Full workweek employees
RETAIL TRADE, total.....	241	10,203	252	439	386
Food group.....	89	2,536	93	57	41
Eating and drinking places.....	29	262	31	58	54
General merchandise group, general stores.....	11	1,487	5	95	79
Apparel group.....	8	465	11	24	20
Automotive group.....	16	2,069	20	80	78
Gasoline service stations.....	42	752	44	23	21
Lumber-building-hardware group.....	14	1,354	14	38	37
All other retail stores.....	32	1,278	34	64	56
WHOLESALE TRADE.....	9	1,741	5	24	x
SELECTED SERVICE TRADES, ^{2/} total.....	49	297	50	58	46
Personal services.....	28	188	28	49	37
All other service trades.....	21	109	22	9	9
TOURIST COURTS AND CAMPS.....	9	24	10	-	-

x Not available.

^{1/} Includes employees paid for less than the full workweek.

^{2/} See General Description on last page for changes from the 1939 Census of Business in the coverage of Service Trades.

Table 2.—CENSUS OF BUSINESS PRELIMINARY RESULTS FOR 1948 FOR CITIES OF 2,500 INHABITANTS OR MORE

SALINE COUNTY, ARK.

(Data omitted for trade groups where necessary to avoid disclosure)

City and trade group ¹	Number of establishments	1948 sales and receipts (Thousand dollars)	Active proprietors of unincorporated businesses Nov. 1948	Paid employees, workweek ended nearest Nov. 15, 1948	
				Total employees ²	Full workweek employees
Benton:					
Retail trade.....	113	7,200	114	340	297
Selected service trades....	34	264	35	54	42
Remainder of county:					
Retail trade.....	128	3,003	138	99	89
Selected service trades....	15	33	15	4	4

1/ See General Description on this page for changes from the 1939 Census of Business in the coverage of Service Trades.

2/ Includes employees paid for less than the full workweek.

GENERAL DESCRIPTION OF PRELIMINARY RELEASES FOR THE 1948 CENSUS OF BUSINESS

This series of releases, of which one is planned for each county in the United States, presents preliminary results of the 1948 Census of Business. The information is based on reports submitted by business establishments for that Census. The figures shown are preliminary, and are subject to revision in the final Census publications, but the changes are expected to be relatively minor with respect to coverage. The final Census figures will be issued in a series of Business Census bulletins which will show additional detailed kind-of-business information for all places where there are a sufficient number of establishments.

The 1948 Census of Business was taken under the provision of the Act of June 19, 1948, which provides that the Business Census be taken for 1948 and for each fifth year thereafter. Previous Business Censuses were taken for the years 1929, 1933, 1935, and 1939.

Scope of the Census.—The 1948 Census of Business covered all establishments in the following trades, as defined by the Standard Industrial Classification Manual, May 1949 issue, of the Executive Office of the President: all retail trades; all wholesale trades; all service trades in the following four groups—personal services, business services, automobile repairs and services, and miscellaneous repair services; hotels; tourist courts and camps; and amusements, including motion picture theaters. Some important services not covered are radio broadcasting and television, medical and health, legal, educational, nonprofit, accounting, and domestic services.

This coverage is similar to that of the 1939 Business Census. However, "custom trades" and "services incidental to transportation," which are no longer included in the standard classification of the service trades, are not covered by the 1948 Census. In a number of localities, these exclusions as well as

other changes in the standard classification may have a considerable effect in comparing 1948 with 1939 data, particularly with respect to establishment count.

Establishment definition.—For Census purposes, a business establishment is defined to include only enterprises conducted from a recognizable place of business, provided that the annual sales were in excess of \$5,000 for a wholesale trade establishment and \$500 for establishments in other trades. A detailed analysis of coverage will be provided in future Census of Business publications.

"Number of establishments" is the number of separate business locations, rather than the number of business companies or organizations, since the Census figures represent information reported separately for each business location or establishment. The establishment count reflects the number of places in business at the end of 1948 excluding administrative and executive offices of multinational organizations, and "chain store" warehouses.

Sales and receipts.—"1948 sales and receipts" represents sales of merchandise and receipts from repairs and other services to customers. The figures reflect deductions for returned goods and allowances, but not for trade-in allowances; they exclude sales and excise taxes collected from customers and paid directly to any taxing agency.

Proprietors.—"Active proprietors..." represents owners and partners of unincorporated businesses who devoted the major portion of their time to the business in November 1948.

Employment.—"Number of paid employees..." represents all employees on the pay roll for the pay period ending nearest November 15, 1948. "Full workweek" employees, whether regular or seasonal, are those who in the November 15 pay period were paid for working at least the number of hours typically worked in a week by employees of the reporting establishment.

1948 CENSUS OF BUSINESS

RETAIL, WHOLESALE, SERVICE TRADES

U. S. DEPARTMENT OF COMMERCE
BUREAU OF THE CENSUS

PRELIMINARY

For Release April 3, 1950

Release Series BC-1P-03-064

SCOTT COUNTY, ARK.

Retail, wholesale, and service establishments located in Scott County, Arkansas, showed a substantial expansion in dollar volume of trade from 1939 to 1948 according to preliminary figures from the 1948 Census of Business released today by the Bureau of the Census, U. S. Department of Commerce.

Retail sales in the county during 1948 aggregated \$3.6 million, an increase of 157 percent over the \$1.4 million in 1939, when the preceding Census of Business was taken. Wholesale sales in the county reached a total of \$1.1 million in 1948 as compared with \$0.2 million in 1939. The service trades included in the Census of Business recorded receipts totaling \$126,000 in 1948 compared with \$42,000 in 1939.

Employment in the county also rose over the 9-year period between 1939 and 1948 for the above trades. Establishments in these trades reported a combined total of 190 paid employees for the workweek ended nearest November 15, 1948. This compared with a total of 132 employees reported for the week of November 15, 1939.

These preliminary figures have been derived from a Census report on Scott County, Arkansas. Final figures, superseding the preliminary data for Scott County, will be included in a Bulletin for the State of Arkansas to be issued in several months. Similar data will be made available this year in preliminary and final form for each of the counties and States. A single copy of the preliminary release for Scott County as well as an order blank for other area releases may be obtained by writing to the Bureau of the Census, Washington 25, D. C.

Table 1.—CENSUS OF BUSINESS PRELIMINARY RESULTS FOR 1948, BY TRADE GROUP

SCOTT COUNTY, ARK.

Trade group and kind of business	Number of establishments	1948 sales and receipts (Thousand dollars)	Active proprietors of unincorporated businesses Nov. 1948	Paid employees, workweek ended nearest Nov. 15, 1948	
				Total employees ¹	Full workweek employees
RETAIL TRADE, total.....	135	3,636	142	154	140
Food group.....	51	557	53	13	9
Eating and drinking places.....	11	154	11	42	40
Gasoline service stations.....	19	270	22	6	6
All other retail stores.....	54	2,655	56	93	85
WHOLESALE TRADE.....	11	1,067	8	18	x
SELECTED SERVICE TRADES, ^{2/} total..	32	126	35	18	17
Personal services.....	19	78	19	14	13
All other service trades.....	13	48	16	4	4

x Not available.

^{1/} Includes employees paid for less than the full workweek.

^{2/} See General Description on last page for changes from the 1939 Census of Business in the coverage of Service Trades.

GENERAL DESCRIPTION OF PRELIMINARY RELEASES FOR THE 1948 CENSUS OF BUSINESS

This series of releases, of which one is planned for each county in the United States, presents preliminary results of the 1948 Census of Business. The information is based on reports submitted by business establishments for that Census. The figures shown are preliminary, and are subject to revision in the final Census publications, but the changes are expected to be relatively minor with respect to coverage. The final Census figures will be issued in a series of Business Census bulletins which will show additional detailed kind-of-business information for all places where there are a sufficient number of establishments.

The 1948 Census of Business was taken under the provision of the Act of June 19, 1948, which provides that the Business Census be taken for 1948 and for each fifth year thereafter. Previous Business Censuses were taken for the years 1929, 1933, 1935, and 1939.

Scope of the Census.—The 1948 Census of Business covered all establishments in the following trades, as defined by the Standard Industrial Classification Manual, May 1949 issue, of the Executive Office of the President: all retail trades; all wholesale trades; all service trades in the following four groups—personal services, business services, automobile repairs and services, and miscellaneous repair services; hotels; tourist courts and camps; and amusements, including motion picture theaters. Some important services not covered are radio broadcasting and television, medical and health, legal, educational, nonprofit, accounting, and domestic services.

This coverage is similar to that of the 1939 Business Census. However, "custom trades" and "services incidental to transportation," which are no longer included in the standard classification of the service trades, are not covered by the 1948 Census. In a number of localities, these exclusions as well as other changes in the standard classification may have a considerable effect in comparing

1948 with 1939 data, particularly with respect to establishment count.

Establishment definition.—For Census purposes, a business establishment is defined to include only enterprises conducted from a recognizable place of business, provided that the annual sales were in excess of \$5,000 for a wholesale trade establishment and \$500 for establishments in other trades. A detailed analysis of coverage will be provided in future Census of Business publications.

"Number of establishments" is the number of separate business locations, rather than the number of business companies or organizations, since the Census figures represent information reported separately for each business location or establishment. The establishment count reflects the number of places in business at the end of 1948 excluding administrative and executive offices of multiunit organizations, and "chain store" warehouses.

Sales and receipts.—"1948 sales and receipts" represents sales of merchandise and receipts from repairs and other services to customers. The figures reflect deductions for returned goods and allowances, but not for trade-in allowances; they exclude sales and excise taxes collected from customers and paid directly to any taxing agency.

Proprietors.—"Active proprietors..." represents owners and partners of unincorporated businesses who devoted the major portion of their time to the business in November 1948.

Employment.—"Number of paid employees..." represents all employees on the pay roll for the pay period ending nearest November 15, 1948. "Full workweek" employees, whether regular or seasonal, are those who in the November 15 pay period were paid for working at least the number of hours typically worked in a week by employees of the reporting establishment.

1948 CENSUS OF BUSINESS

RETAIL, WHOLESALE, SERVICE TRADES

U. S. DEPARTMENT OF COMMERCE
BUREAU OF THE CENSUS

PRELIMINARY

For Release March 6, 1950

Release Series BC-1P-03-065

SEARCY COUNTY, ARK.

Retail, wholesale, and service establishments located in Searcy County, Arkansas, showed a substantial expansion in volume of trade from 1939 to 1948 according to preliminary figures from the 1948 Census of Business released today by the Bureau of the Census, U. S. Department of Commerce.

Retail sales in the county during 1948 aggregated \$2.5 million, an increase of 317 percent over the \$0.6 million in 1939, when the preceding Census of Business was taken. Wholesale sales in the county reached a total of \$1.1 million in 1948 as compared with \$0.3 million in 1939. The service trades included in the Census of Business recorded receipts totaling \$88,000 in 1948 compared with \$22,000 in 1939.

Employment in the county also rose over the nine-year period between 1939 and 1948 for the above trades. Establishments in these trades reported 152 paid employees for the workweek ended nearest November 15, 1948. This compared with a total of 55 employees reported for the week of November 15, 1939.

These preliminary figures have been derived from a Census report on Searcy County, Arkansas. Final figures, superseding the preliminary data, for Searcy County will be included in a Bulletin for the State of Arkansas to be issued in several months. Similar data will be made available this year in preliminary and final form for each of the counties and States. A single copy of the preliminary release for Searcy County as well as an order blank for other area releases may be obtained by writing to the Bureau of the Census, Washington 25, D. C.

Table 1.—CENSUS OF BUSINESS PRELIMINARY RESULTS FOR 1948, BY TRADE GROUP

SEARCY COUNTY, ARK.

Trade group and kind of business	Number of establishments	1948 sales and receipts (Thousand dollars)	Active proprietors of unincorporated businesses Nov. 1948	Paid employees, workweek ended nearest Nov. 15, 1948	
				Total employees ¹	Full workweek employees
RETAIL TRADE, total.....	116	2,455	126	115	88
Food group.....	43	549	43	15	13
Eating and drinking places.....	15	86	17	25	17
Gasoline service stations.....	15	178	16	6	5
All other retail stores.....	43	1,642	50	69	53
WHOLESALE TRADE.....	7	1,142	6	17	x
SELECTED SERVICE TRADES,^{2/}total..	22	88	22	20	18
Personal services.....	14	43	13	12	10
All other service trades.....	8	45	9	8	8
AMUSEMENTS.....	6	27	6	1	x

x Not available.

^{1/} Includes employees paid for less than the full workweek.

^{2/} See General Description on last page for changes from the 1939 Census of Business in the coverage of Service Trades.

GENERAL DESCRIPTION OF PRELIMINARY RELEASES FOR THE 1948 CENSUS OF BUSINESS

This series of releases, of which one is planned for each county in the United States, presents preliminary results of the 1948 Census of Business. The information is based on reports submitted by business establishments for that Census. The figures shown are preliminary, and are subject to revision in the final Census publications, but the changes are expected to be relatively minor with respect to coverage. The final Census figures will be issued in a series of Business Census bulletins which will show additional detailed kind-of-business information for all places where there are a sufficient number of establishments.

The 1948 Census of Business was taken under the provision of the Act of June 19, 1948, which provides that the Business Census be taken for 1948 and for each fifth year thereafter. Previous Business Censuses were taken for the years 1929, 1933, 1935, and 1939.

Scope of the Census.—The 1948 Census of Business covered all establishments in the following trades, as defined by the Standard Industrial Classification Manual, May 1949 issue, of the Executive Office of the President: all retail trades; all wholesale trades; all service trades in the following four groups—personal services, business services, automobile repairs and services, and miscellaneous repair services; hotels; tourist courts and camps; and amusements, including motion picture theaters. Some important services not covered are radio broadcasting and television, medical and health, legal, educational, nonprofit, accounting, and domestic services.

This coverage is similar to that of the 1939 Business Census. However, "custom trades" and "services incidental to transportation," which are no longer included in the standard classification of the service trades, are not covered by the 1948 Census. In a number of localities, these exclusions as well as other changes in the standard classification may have a considerable effect in comparing

1948 with 1939 data, particularly with respect to establishment count.

Establishment definition.—For Census purposes, a business establishment is defined to include only enterprises conducted from a recognizable place of business, provided that the annual sales were in excess of \$5,000 for a wholesale trade establishment and \$500 for establishments in other trades. A detailed analysis of coverage will be provided in future Census of Business publications.

"Number of establishments" is the number of separate business locations, rather than the number of business companies or organizations, since the Census figures represent information reported separately for each business location or establishment. The establishment count reflects the number of places in business at the end of 1948 excluding administrative and executive offices of multiunit organizations, and "chain store" warehouses.

Sales and receipts.—"1948 sales and receipts" represents sales of merchandise and receipts from repairs and other services to customers. The figures reflect deductions for returned goods and allowances, but not for trade-in allowances; they exclude sales and excise taxes collected from customers and paid directly to any taxing agency.

Proprietors.—"Active proprietors..." represents owners and partners of unincorporated businesses who devoted the major portion of their time to the business in November 1948.

Employment.—"Number of paid employees..." represents all employees on the pay roll for the pay period ending nearest November 15, 1948. "Full workweek" employees, whether regular or seasonal, are those who in the November 15 pay period were paid for working at least the number of hours typically worked in a week by employees of the reporting establishment.

1948 CENSUS OF BUSINESS

RETAIL, WHOLESALE, SERVICE TRADES

U. S. DEPARTMENT OF COMMERCE
BUREAU OF THE CENSUS

PRELIMINARY

For Release April 10, 1950

Release Series BC-1P-03-066

SEBASTIAN COUNTY, ARK.

Retail, wholesale, and service establishments located in Sebastian County, Arkansas, showed a substantial expansion in dollar volume of trade from 1939 to 1948 according to preliminary figures from the 1948 Census of Business released today by the Bureau of the Census, U. S. Department of Commerce.

Retail sales in the county during 1948 aggregated \$66.4 million, an increase of 288 percent over the \$17.1 million in 1939, when the preceding Census of Business was taken. Wholesale sales in the county reached a total of \$69.8 million in 1948 as compared with \$24.9 million in 1939. The service trades included in the Census of Business recorded receipts totaling \$2.9 million in 1948 compared with \$1.1 million in 1939.

Employment in the county also rose over the 9-year period between 1939 and 1948 for the above trades. Establishments in these trades reported a combined total of 5,707 paid employees for the workweek ended nearest November 15, 1948. This compared with a total of 3,670 employees reported for the week of November 15, 1939.

These preliminary figures have been derived from a Census report on Sebastian County, Arkansas, which also includes data for the city of Fort Smith. Final figures, superseding the preliminary data for Sebastian County, will be included in a Bulletin for the State of Arkansas to be issued in several months. Similar data will be made available this year in preliminary and final form for each of the counties and States. A single copy of the preliminary release for Sebastian County as well as an order blank for other area releases may be obtained by writing to the Bureau of the Census, Washington 25, D. C.

Table 1.—CENSUS OF BUSINESS PRELIMINARY RESULTS FOR 1948, BY TRADE GROUP
SEBASTIAN COUNTY, ARK.

Trade group and kind of business	Number of establishments	1948 sales and receipts (Thousand dollars)	Active proprietors of unincorporated businesses Nov. 1948	Paid employees, workweek ended nearest Nov. 15, 1948	
				Total employees ¹	Full workweek employees
RETAIL TRADE, total.....	924	66,411	911	3,441	3,029
Food group.....	261	10,896	266	323	281
Eating and drinking places.....	174	3,539	188	569	493
General merchandise grp, general stores.	41	10,390	30	849	699
Apparel group.....	36	4,946	16	332	297
Furniture-home furnishgs-appliance grp.	47	2,735	43	173	159
Automotive group.....	62	16,401	58	369	361
Gasoline service stations.....	117	3,509	132	142	124
Lumber-building-hardware group.....	31	6,107	23	262	231
Drug and proprietary stores.....	23	1,863	21	175	155
All other retail stores.....	132	6,025	134	247	229
WHOLESALE TRADE, total.....	166	69,774	115	1,662	x
Merchant wholesalers.....	117	49,713	79	1,369	x
Groceries, foods.....	23	15,174	17	327	x
Hardware, elec'l, plum'g and heat'g...	13	7,888	4	229	x
Mach'y, equip't, industrial supplies..	26	3,671	19	123	x
All other merchant wholesalers.....	55	22,980	39	690	x
Manufact'rs' sales branches, offices...	15	9,669	4	194	x
Petroleum bulk plants, terminals.....	17	5,067	13	55	x
Other types of wholesalers.....	17	5,325	19	44	x
SELECTED SERVICE TRADES, ^{2/} total.....	280	2,907	292	604	583
Personal services.....	179	1,850	180	487	469
All other service trades.....	101	1,057	112	117	114
TOURIST COURTS AND CAMPS.....	20	136	23	13	12
AMUSEMENTS.....	34	926	23	139	x

x Not available.

^{1/} Includes employees paid for less than the full workweek.

^{2/} See General Description on last page for changes from the 1939 Census of Business in the coverage of Service Trades.

Table 2.—CENSUS OF BUSINESS PRELIMINARY RESULTS FOR 1948 FOR CITIES OF 2,500 INHABITANTS OR MORE

SEBASTIAN COUNTY, ARK.

(Data omitted for trade groups where necessary to avoid disclosure)

City and trade group ¹	Number of establishments	1948 sales and receipts (Thousand dollars)	Active proprietors of unincorporated businesses Nov. 1948	Paid employees, workweek ended nearest Nov. 15, 1948	
				Total employees ²	Full workweek employees
Fort Smith:					
Retail trade.....	712	61,844	695	3,259	2,879
Wholesale trade.....	161	68,748	113	1,612	x
Selected service trades....	233	2,713	241	583	562
Tourist courts and camps...	11	84	12	9	8
Remainder of county:					
Retail trade.....	212	4,567	216	182	150
Wholesale trade.....	5	1,026	2	50	x
Selected service trades....	47	194	51	21	21
Tourist courts and camps...	9	52	11	4	4

x Not available.

1/ See General Description on this page for changes from the 1939 Census of Business in the coverage of Service Trades.

2/ Includes employees paid for less than the full workweek.

GENERAL DESCRIPTION OF PRELIMINARY RELEASES FOR THE 1948 CENSUS OF BUSINESS

This series of releases, of which one is planned for each county in the United States, presents preliminary results of the 1948 Census of Business. The information is based on reports submitted by business establishments for that Census. The figures shown are preliminary, and are subject to revision in the final Census publications, but the changes are expected to be relatively minor with respect to coverage. The final Census figures will be issued in a series of Business Census bulletins which will show additional detailed kind-of-business information for all places where there are a sufficient number of establishments.

The 1948 Census of Business was taken under the provision of the Act of June 19, 1948, which provides that the Business Census be taken for 1948 and for each fifth year thereafter. Previous Business Censuses were taken for the years 1929, 1933, 1935, and 1939.

Scope of the Census.—The 1948 Census of Business covered all establishments in the following trades, as defined by the Standard Industrial Classification Manual, May 1949 issue, of the Executive Office of the President: all retail trades; all wholesale trades; all service trades in the following four groups—personal services, business services, automobile repairs and services, and miscellaneous repair services; hotels; tourist courts and camps; and amusements, including motion picture theaters. Some important services not covered are radio broadcasting and television, medical and health, legal, educational, nonprofit, accounting, and domestic services.

This coverage is similar to that of the 1939 Business Census. However, "custom trades" and "services incidental to transportation," which are no longer included in the standard classification of the service trades, are not covered by the 1948 Census. In a number of localities, these exclusions as well as

other changes in the standard classification may have a considerable effect in comparing 1948 with 1939 data, particularly with respect to establishment count.


Establishment definition.—For Census purposes, a business establishment is defined to include only enterprises conducted from a recognizable place of business, provided that the annual sales were in excess of \$5,000 for a wholesale trade establishment and \$500 for establishments in other trades. A detailed analysis of coverage will be provided in future Census of Business publications.

"Number of establishments" is the number of separate business locations, rather than the number of business companies or organizations, since the Census figures represent information reported separately for each business location or establishment. The establishment count reflects the number of places in business at the end of 1948 excluding administrative and executive offices of multiunit organizations, and "chain store" warehouses.

Sales and receipts.—"1948 sales and receipts" represents sales of merchandise and receipts from repairs and other services to customers. The figures reflect deductions for returned goods and allowances, but not for trade-in allowances; they exclude sales and excise taxes collected from customers and paid directly to any taxing agency.

Proprietors.—"Active proprietors..." represents owners and partners of unincorporated businesses who devoted the major portion of their time to the business in November 1948.

Employment.—"Number of paid employees..." represents all employees on the pay roll for the pay period ending nearest November 15, 1948. "Full workweek" employees, whether regular or seasonal, are those who in the November 15 pay period were paid for working at least the number of hours typically worked in a week by employees of the reporting establishment.



1948 CENSUS OF BUSINESS

RETAIL, WHOLESALE, SERVICE TRADES

U. S. DEPARTMENT OF COMMERCE
BUREAU OF THE CENSUS

PRELIMINARY

For Release April 10, 1950

Release Series BC-1P 03-067

SEVIER COUNTY, ARK.

Retail, wholesale, and service establishments located in Sevier County, Arkansas, showed a substantial expansion in dollar volume of trade from 1939 to 1948 according to preliminary figures from the 1948 Census of Business released today by the Bureau of the Census, U. S. Department of Commerce.

Retail sales in the county during 1948 aggregated \$5.9 million, an increase of 293 percent over the \$1.5 million in 1939, when the preceding Census of Business was taken. Wholesale sales in the county reached a total of \$3.7 million in 1948 as compared with \$0.9 million in 1939. The service trades included in the Census of Business recorded receipts totaling \$348,000 in 1948 compared with \$77,000 in 1939.

Employment in the county also rose over the 9-year period between 1939 and 1948 for the above trades. Establishments in these trades reported a combined total of 341 paid employees for the workweek ended nearest November 15, 1948. This compared with a total of 236 employees reported for the week of November 15, 1939.

These preliminary figures have been derived from a Census report on Sevier County, Arkansas, which also includes data for the city of De Queen. Final figures, superseding the preliminary data for Sevier County, will be included in a Bulletin for the State of Arkansas to be issued in several months. Similar data will be made available this year in preliminary and final form for each of the counties and States. A single copy of the preliminary release for Sevier County as well as an order blank for other area releases may be obtained by writing to the Bureau of the Census, Washington 25, D. C.

Table 1.—CENSUS OF BUSINESS PRELIMINARY RESULTS FOR 1948, BY TRADE GROUP

SEVIER COUNTY, ARK.

Trade group and kind of business	Number of establishments	1948 sales and receipts (Thousand dollars)	Active proprietors of unincorporated businesses Nov. 1948	Paid employees, workweek ended nearest Nov. 15, 1948	
				Total employees ¹	Full workweek employees
RETAIL TRADE, total.....	168	5,913	183	250	211
Food group.....	54	1,280	53	27	25
Eating and drinking places.....	20	221	30	42	32
General merchandise grp., general stores.....	18	746	21	38	33
Apparel group.....	5	341	6	17	14
Furniture-home furnishgs-appliance grp.....	6	180	7	6	6
Automotive group.....	13	1,200	12	51	46
Gasoline service stations.....	26	380	27	12	11
Lumber-building-hardware group.....	9	374	10	12	11
All other retail stores.....	17	1,191	17	45	33
WHOLESALE TRADE.....	14	3,670	15	46	x
SELECTED SERVICE TRADES, ² total.....	34	348	38	45	42
Personal services.....	24	236	28	30	29
All other service trades.....	10	112	10	15	13

x Not available.

¹/ Includes employees paid for less than the full workweek.

²/ See General Description on last page for changes from the 1939 Census of Business in the coverage of Service Trades.

Table 2.—CENSUS OF BUSINESS PRELIMINARY RESULTS FOR 1948 FOR CITIES OF 2,500 INHABITANTS OR MORE

SEVIER COUNTY, ARK.

(Data omitted for trade groups where necessary to avoid disclosure)

City and trade group ¹	Number of establishments	1948 sales and receipts (Thousand dollars)	Active proprietors of unincorporated businesses Nov. 1948	Paid employees, workweek ended nearest Nov. 15, 1948	
				Total employees ²	Full workweek employees
De Queen:					
Retail trade.....	83	4,490	89	206	176
Selected service trades...	26	320	29	42	39
Remainder of county:					
Retail trade.....	85	1,423	94	44	35
Selected service trades...	8	28	9	3	3

1/ See General Description on this page for changes from the 1939 Census of Business in the coverage of Service Trades.

2/ Includes employees paid for less than the full workweek.

GENERAL DESCRIPTION OF PRELIMINARY RELEASES FOR THE 1948 CENSUS OF BUSINESS

This series of releases, of which one is planned for each county in the United States, presents preliminary results of the 1948 Census of Business. The information is based on reports submitted by business establishments for that Census. The figures shown are preliminary, and are subject to revision in the final Census publications, but the changes are expected to be relatively minor with respect to coverage. The final Census figures will be issued in a series of Business Census bulletins which will show additional detailed kind-of-business information for all places where there are a sufficient number of establishments.

The 1948 Census of Business was taken under the provision of the Act of June 19, 1948, which provides that the Business Censuses be taken for 1948 and for each fifth year thereafter. Previous Business Censuses were taken for the years 1929, 1933, 1935, and 1939.

Scope of the Census.—The 1948 Census of Business covered all establishments in the following trades, as defined by the Standard Industrial Classification Manual, May 1949 issue, of the Executive Office of the President: all retail trades; all wholesale trades; all service trades in the following four groups—personal services, business services, automobile repairs and services, and miscellaneous repair services; hotels; tourist courts and camps; and amusements, including motion picture theaters. Some important services not covered are radio broadcasting and television, medical and health, legal, educational, nonprofit, accounting, and domestic services.

This coverage is similar to that of the 1939 Business Census. However, "custom trades" and "services incidental to transportation," which are no longer included in the standard classification of the service trades, are not covered by the 1948 Censuses. In a number of localities, these exclusions as well as

other changes in the standard classification may have a considerable effect in comparing 1948 with 1939 data, particularly with respect to establishment count.

Establishment definition.—For Census purposes, a business establishment is defined to include only enterprises conducted from a recognizable place of business, provided that the annual sales were in excess of \$5,000 for a wholesale trade establishment and \$500 for establishments in other trades. A detailed analysis of coverage will be provided in future Censuses of Business publications.

"Number of establishments" is the number of separate business locations, rather than the number of business companies or organizations, since the Census figures represent information reported separately for each business location or establishment. The establishment count reflects the number of places in business at the end of 1948 excluding administrative and executive offices of multiunit organizations, and "chain store" warehouses.

Sales and receipts.—"1948 sales and receipts" represents sales of merchandise and receipts from repairs and other services to customers. The figures reflect deductions for returned goods and allowances, but not for trade-in allowances; they exclude sales and excise taxes collected from customers and paid directly to any taxing agency.

Proprietors.—"Active proprietors..." represents owners and partners of unincorporated businesses who devoted the major portion of their time to the business in November 1948.

Employment.—"Number of paid employees..." represents all employees on the pay roll for the pay period ending nearest November 15, 1948. "Full workweek" employees, whether regular or seasonal, are those who in the November 15 pay period were paid for working at least the number of hours typically worked in a week by employees of the reporting establishment.

1948 CENSUS OF BUSINESS

RETAIL, WHOLESALE, SERVICE TRADES

U. S. DEPARTMENT OF COMMERCE
BUREAU OF THE CENSUS

PRELIMINARY

For Release April 5, 1950

Release Series BC-1P-03-068

SHARP COUNTY, ARK.

Retail and service establishments located in Sharp County, Arkansas, showed a substantial expansion in dollar volume of trade from 1939 to 1948 according to preliminary figures from the 1948 Census of Business released today by the Bureau of the Census, U. S. Department of Commerce.

Retail sales in the county during 1948 aggregated \$1.3 million, an increase of 117 percent over the \$0.6 million in 1939, when the preceding Census of Business was taken. The service trades included in the Census of Business recorded receipts totaling \$35,000 in 1948 compared with \$18,000 in 1939.

Employment in the county also rose over the 9-year period between 1939 and 1948 for the above trades. Establishments in these trades reported a combined total of 69 paid employees for the workweek ended nearest November 15, 1948. This compared with a total of 36 employees reported for the week of November 15, 1939.

These preliminary figures have been derived from a Census report on Sharp County, Arkansas. Final figures, superseding the preliminary data for Sharp County, will be included in a Bulletin for the State of Arkansas to be issued in several months. Similar data will be made available this year in preliminary and final form for each of the counties and States. A single copy of the preliminary release for Sharp County as well as an order blank for other area releases may be obtained by writing to the Bureau of the Census, Washington 25, D. C.

Table 1.—CENSUS OF BUSINESS PRELIMINARY RESULTS FOR 1948, BY TRADE GROUP
SHARP COUNTY, ARK.

Trade group and kind of business	Number of establishments	1948 sales and receipts (Thousand dollars)	Active proprietors of unincorporated businesses Nov. 1948	Paid employees, workweek ended nearest Nov. 15, 1948	
				Total employees ¹	Full workweek employees
RETAIL TRADE, total.....	104	1,333	115	67	44
Food group.....	35	298	37	6	5
Eating and drinking places.....	10	42	11	10	7
Gasoline service stations.....	20	168	21	10	8
All other retail stores.....	39	825	46	41	24
SELECTED SERVICE TRADES, ^{2/} total..	22	35	24	2	2
Personal services.....	17	25	18	1	1
All other service trades.....	5	10	6	1	1

^{1/} Includes employees paid for less than the full workweek.

^{2/} See General Description on last page for changes from the 1939 Census of Business in the coverage of Service Trades.

GENERAL DESCRIPTION OF PRELIMINARY RELEASES FOR THE 1948 CENSUS OF BUSINESS

This series of releases, of which one is planned for each county in the United States, presents preliminary results of the 1948 Census of Business. The information is based on reports submitted by business establishments for that Census. The figures shown are preliminary, and are subject to revision in the final Census publications, but the changes are expected to be relatively minor with respect to coverage. The final Census figures will be issued in a series of Business Census bulletins which will show additional detailed kind-of-business information for all places where there are a sufficient number of establishments.

The 1948 Census of Business was taken under the provision of the Act of June 19, 1948, which provides that the Business Census be taken for 1948 and for each fifth year thereafter. Previous Business Censuses were taken for the years 1929, 1933, 1935, and 1939.

Scope of the Census.—The 1948 Census of Business covered all establishments in the following trades, as defined by the Standard Industrial Classification Manual, May 1949 issue, of the Executive Office of the President: all retail trades; all wholesale trades; all service trades in the following four groups—personal services, business services, automobile repairs and services, and miscellaneous repair services; hotels; tourist courts and camps; and amusements, including motion picture theaters. Some important services not covered are radio broadcasting and television, medical and health, legal, educational, nonprofit, accounting, and domestic services.

This coverage is similar to that of the 1939 Business Census. However, "custom trades" and "services incidental to transportation," which are no longer included in the standard classification of the service trades, are not covered by the 1948 Census. In a number of localities, these exclusions as well as other changes in the standard classification may have a considerable effect in comparing

1948 with 1939 data, particularly with respect to establishment count.

Establishment definition.—For Census purposes, a business establishment is defined to include only enterprises conducted from a recognizable place of business, provided that the annual sales were in excess of \$5,000 for a wholesale trade establishment and \$500 for establishments in other trades. A detailed analysis of coverage will be provided in future Census of Business publications.

"Number of establishments" is the number of separate business locations, rather than the number of business companies or organizations, since the Census figures represent information reported separately for each business location or establishment. The establishment count reflects the number of places in business at the end of 1948 excluding administrative and executive offices of multiunit organizations, and "chain store" warehouses.

Sales and receipts.—"1948 sales and receipts" represents sales of merchandise and receipts from repairs and other services to customers. The figures reflect deductions for returned goods and allowances, but not for trade-in allowances; they exclude sales and excise taxes collected from customers and paid directly to any taxing agency.

Proprietors.—"Active proprietors..." represents owners and partners of unincorporated businesses who devoted the major portion of their time to the business in November 1948.

Employment.—"Number of paid employees..." represents all employees on the pay roll for the pay period ending nearest November 15, 1948. "Full workweek" employees, whether regular or seasonal, are those who in the November 15 pay period were paid for working at least the number of hours typically worked in a week by employees of the reporting establishment.

1948 CENSUS OF BUSINESS

RETAIL, WHOLESALE, SERVICE TRADES

U. S. DEPARTMENT OF COMMERCE
BUREAU OF THE CENSUS

PRELIMINARY

For Release May 15, 1950

Release Series BC-1P-03-069

STONE COUNTY, ARK.

Retail and service establishments located in Stone County, Arkansas, showed a substantial expansion in dollar volume of trade from 1939 to 1948 according to preliminary figures from the 1948 Census of Business released today by the Bureau of the Census, U. S. Department of Commerce.

Retail sales in the county during 1948 aggregated \$1.5 million, an increase of 275 percent over the \$0.4 million in 1939, when the preceding Census of Business was taken. The service trades included in the Census of Business recorded receipts totaling \$34,000 in 1948 compared with \$13,000 in 1939.

Employment in the county also rose over the 9-year period between 1939 and 1948 for the above trades. Establishments in these trades reported a combined total of 65 paid employees for the workweek ended nearest November 15, 1948. This compared with a total of 28 employees reported for the week of November 15, 1939.

These preliminary figures have been derived from a Census report on Stone County, Arkansas. Final figures, superseding the preliminary data for Stone County, will be included in a Bulletin for the State of Arkansas to be issued in several months. Similar data will be made available this year in preliminary and final form for each of the counties and States. A single copy of the preliminary release for Stone County as well as an order blank for other area releases may be obtained by writing to the Bureau of the Census, Washington 25, D. C.

Table 1.—CENSUS OF BUSINESS PRELIMINARY RESULTS FOR 1948, BY TRADE GROUP

STONE COUNTY, ARK.

Trade group and kind of business	Number of establishments	1948 sales and receipts (Thousand dollars)	Active proprietors of unincorporated businesses Nov. 1948	Paid employees, workweek ended nearest Nov. 15, 1948	
				Total employees ¹	Full workweek employees
RETAIL TRADE, total.....	82	1,506	87	60	50
Food group.....	45	382	46	9	6
Eating and drinking places.....	6	39	7	7	6
Gasoline service stations.....	5	37	5	-	-
All other retail stores.....	26	1,048	29	44	38
SELECTED SERVICE TRADES ^{2/}	14	34	16	5	5

^{1/} Includes employees paid for less than the full workweek.

^{2/} See General Description last page for changes from the 1939 Census of Business in the coverage of Service Trades.

GENERAL DESCRIPTION OF PRELIMINARY RELEASES FOR THE 1948 CENSUS OF BUSINESS

This series of releases, of which one is planned for each county in the United States, presents preliminary results of the 1948 Census of Business. The information is based on reports submitted by business establishments for that Census. The figures shown are preliminary, and are subject to revision in the final Census publications, but the changes are expected to be relatively minor with respect to coverage. The final Census figures will be issued in a series of Business Census bulletins which will show additional detailed kind-of-business information for all places where there are a sufficient number of establishments.

The 1948 Census of Business was taken under the provision of the Act of June 19, 1948, which provides that the Business Census be taken for 1948 and for each fifth year thereafter. Previous Business Censuses were taken for the years 1929, 1933, 1935, and 1939.

Scope of the Census.—The 1948 Census of Business covered all establishments in the following trades, as defined by the Standard Industrial Classification Manual, May 1949 issue, of the Executive Office of the President: all retail trades; all wholesale trades; all service trades in the following four groups—personal services, business services, automobile repairs and services, and miscellaneous repair services; hotels; tourist courts and camps; and amusements, including motion picture theaters. Some important services not covered are radio broadcasting and television, medical and health, legal, educational, nonprofit, accounting, and domestic services.

This coverage is similar to that of the 1939 Business Census. However, "custom trades" and "services incidental to transportation," which are no longer included in the standard classification of the service trades, are not covered by the 1948 Census. In a number of localities, these exclusions as well as other changes in the standard classification may have a considerable effect in comparing

1948 with 1939 data, particularly with respect to establishment count.

Establishment definition.—For Census purposes, a business establishment is defined to include only enterprises conducted from a recognizable place of business, provided that the annual sales were in excess of \$5,000 for a wholesale trade establishment and \$500 for establishments in other trades. A detailed analysis of coverage will be provided in future Census of Business publications.

"Number of establishments" is the number of separate business locations, rather than the number of business companies or organizations, since the Census figures represent information reported separately for each business location or establishment. The establishment count reflects the number of places in business at the end of 1948 excluding administrative and executive offices of multiunit organizations, and "chain store" warehouses.

Sales and receipts.—"1948 sales and receipts" represents sales of merchandise and receipts from repairs and other services to customers. The figures reflect deductions for returned goods and allowances, but not for trade-in allowances; they exclude sales and excise taxes collected from customers and paid directly to any taxing agency.

Proprietors.—"Active proprietors..." represents owners and partners of unincorporated businesses who devoted the major portion of their time to the business in November 1948.

Employment.—"Number of paid employees..." represents all employees on the pay roll for the pay period ending nearest November 15, 1948. "Full workweek" employees, whether regular or seasonal, are those who in the November 15 pay period were paid for working at least the number of hours typically worked in a week by employees of the reporting establishment.

1948 CENSUS OF BUSINESS

RETAIL, WHOLESALE, SERVICE TRADES

U. S. DEPARTMENT OF COMMERCE
BUREAU OF THE CENSUS

PRELIMINARY

For Release April 12, 1950

Release Series BC-1P-03-070

UNION COUNTY, ARK.

Retail, wholesale, and service establishments located in Union County, Arkansas, showed a substantial expansion in dollar volume of trade from 1939 to 1948 according to preliminary figures from the 1948 Census of Business released today by the Bureau of the Census, U. S. Department of Commerce.

Retail sales in the county during 1948 aggregated \$36.8 million, an increase of 192 percent over the \$12.6 million in 1939, when the preceding Census of Business was taken. Wholesale sales in the county reached a total of \$20.6 million in 1948 as compared with \$9.1 million in 1939. The service trades included in the Census of Business recorded receipts totaling \$2.1 million in 1948 compared with \$0.6 million in 1939.

Employment in the county also rose over the 9-year period between 1939 and 1948 for the above trades. Establishments in these trades reported a combined total of 2,685 paid employees for the workweek ended nearest November 15, 1948. This compared with a total of 2,095 employees reported for the week of November 15, 1939.

These preliminary figures have been derived from a Census report on Union County, Arkansas, which also includes data for the city of El Dorado. Final figures, superseding the preliminary data for Union County, will be included in a Bulletin for the State of Arkansas to be issued in several months. Similar data will be made available this year in preliminary and final form for each of the counties and States. A single copy of the preliminary release for Union County as well as an order blank for other area releases may be obtained by writing to the Bureau of the Census, Washington 25, D. C.

Table 1.—CENSUS OF BUSINESS PRELIMINARY RESULTS FOR 1948, BY TRADE GROUP

UNION COUNTY, ARK.

Trade group and kind of business	Number of establishments	1948 sales and receipts (Thousand dollars)	Active proprietors of unincorporated businesses Nov. 1948	Paid employees, workweek ended nearest Nov. 15, 1948	
				Total employees ¹	Full workweek employees
RETAIL TRADE, total.....	690	36,841	666	1,846	1,651
Food group.....	226	7,686	225	227	197
Eating and drinking places.....	119	1,714	117	297	267
General merchandise group, general stores....	55	3,461	49	254	178
Apparel group.....	37	2,335	33	118	108
Furniture-home furnishings-appliance group..	20	2,483	15	138	132
Automotive group.....	44	9,007	41	351	338
Gasoline service stations.....	67	2,042	75	109	104
Lumber-building-hardware group.....	27	3,250	22	125	111
Drug and proprietary stores.....	22	1,365	20	91	84
All other retail stores.....	73	3,498	69	136	132
WHOLESALE TRADE, total.....	66	20,574	55	428	x
Merchant wholesalers.....	41	11,611	38	303	x
Petroleum bulk plants, terminals.....	17	4,292	13	65	x
Other types of wholesalers.....	8	4,671	4	60	x
SELECTED SERVICE TRADES, ^{2/} total.....	191	2,087	208	411	383
Personal services.....	112	1,141	118	305	287
Business services.....	6	122	7	19	15
Automotive repairs and services.....	40	405	47	45	44
Other repair services.....	33	419	36	42	37
HOTELS.....	12	354	7	119	116
AMUSEMENTS.....	18	371	13	61	x

x Not available.

^{1/} Includes employees paid for less than the full workweek.

^{2/} See General Description on last page for changes from the 1939 Census of Business in the coverage of Service Trades.

Table 2.—CENSUS OF BUSINESS PRELIMINARY RESULTS FOR 1948 FOR CITIES OF 2,500 INHABITANTS OR MORE

UNION COUNTY, ARK.

(Data omitted for trade groups where necessary to avoid disclosure)

City and trade group ¹	Number of establishments	1948 sales and receipts (Thousand dollars)	Active proprietors of unincorporated businesses Nov. 1948	Paid employees, workweek ended nearest Nov. 15, 1948	
				Total employees ²	Full workweek employees
El Dorado:					
Retail trade.....	388	28,559	366	1,459	1,319
Wholesale trade.....	54	17,262	44	364	x
Selected service trades.....	143	1,813	153	374	356
Remainder of county:					
Retail trade.....	302	8,282	300	387	332
Wholesale trade.....	12	3,312	11	64	x
Selected service trades.....	48	274	55	37	27

x Not available.

1/ See General Description on this page for changes from the 1939 Census of Business in the coverage of Service Trades.

2/ Includes employees paid for less than the full workweek.

GENERAL DESCRIPTION OF PRELIMINARY RELEASES FOR THE 1948 CENSUS OF BUSINESS

This series of releases, of which one is planned for each county in the United States, presents preliminary results of the 1948 Census of Business. The information is based on reports submitted by business establishments for that Census. The figures shown are preliminary, and are subject to revision in the final Census publications, but the changes are expected to be relatively minor with respect to coverage. The final Census figures will be issued in a series of Business Census bulletins which will show additional detailed kind-of-business information for all places where there are a sufficient number of establishments.

The 1948 Census of Business was taken under the provision of the Act of June 19, 1948, which provides that the Business Census be taken for 1948 and for each fifth year thereafter. Previous Business Censuses were taken for the years 1929, 1933, 1935, and 1939.

Scope of the Census.—The 1948 Census of Business covered all establishments in the following trades, as defined by the Standard Industrial Classification Manual, May 1949 issue, of the Executive Office of the President: all retail trades; all wholesale trades; all service trades in the following four groups—personal services, business services, automobile repairs and services, and miscellaneous repair services; hotels; tourist courts and camps; and amusements, including motion picture theaters. Some important services not covered are radio broadcasting and television, medical and health, legal, educational, nonprofit, accounting, and domestic services.

This coverage is similar to that of the 1939 Business Census. However, "custom trades" and "services incidental to transportation," which are no longer included in the standard classification of the service trades, are not covered by the 1948 Census. In a number of localities, these exclusions as well as

other changes in the standard classification may have a considerable effect in comparing 1948 with 1939 data, particularly with respect to establishment count.

Establishment definition.—For Census purposes, a business establishment is defined to include only enterprises conducted from a recognizable place of business, provided that the annual sales were in excess of \$5,000 for a wholesale trade establishment and \$500 for establishments in other trades. A detailed analysis of coverage will be provided in future Census of Business publications.

"Number of establishments" is the number of separate business locations, rather than the number of business companies or organizations, since the Census figures represent information reported separately for each business location or establishment. The establishment count reflects the number of places in business at the end of 1948 excluding administrative and executive offices of multiunit organizations, and "chain store" warehouses.

Sales and receipts.—"1948 sales and receipts" represents sales of merchandise and receipts from repairs and other services to customers. The figures reflect deductions for returned goods and allowances, but not for trade-in allowances; they exclude sales and excise taxes collected from customers and paid directly to any taxing agency.

Proprietors.—"Active proprietors..." represents owners and partners of unincorporated businesses who devoted the major portion of their time to the business in November 1948.

Employment.—"Number of paid employees..." represents all employees on the pay roll for the pay period ending nearest November 15, 1948. "Full workweek" employees, whether regular or seasonal, are those who in the November 15 pay period were paid for working at least the number of hours typically worked in a week by employees of the reporting establishment.

1948 CENSUS OF BUSINESS

RETAIL, WHOLESALE, SERVICE TRADES

U. S. DEPARTMENT OF COMMERCE
BUREAU OF THE CENSUS

PRELIMINARY

For Release March 5, 1950

Release Series BC-1P-03-071

VAN BUREN COUNTY, ARK.

Retail and service establishments located in Van Buren County, Arkansas, showed a substantial expansion in volume of trade from 1939 to 1948 according to preliminary figures from the 1948 Census of Business released today by the Bureau of the Census, U. S. Department of Commerce.

Retail sales in the county during 1948 aggregated \$2.0 million, an increase of 300 percent over the \$0.5 million in 1939, when the preceding Census of Business was taken. The service trades included in the Census of Business recorded receipts totaling \$61,000 in 1948 compared with \$28,000 in 1939.

Employment in the county also rose over the nine-year period between 1939 and 1948 for the above trades. Establishments in these trades reported 101 paid employees for the workweek ended nearest November 15, 1948. This compared with a total of 31 employees reported for the week of November 15, 1939.

These preliminary figures have been derived from a Census report on Van Buren County, Arkansas. Final figures, superseding the preliminary data, for Van Buren County will be included in a Bulletin for the State of Arkansas to be issued in several months. Similar data will be made available this year in preliminary and final form for each of the counties and States. A single copy of the preliminary release for Van Buren County as well as an order blank for other area releases may be obtained by writing to the Bureau of the Census, Washington 25, D. C.

Table 1.—CENSUS OF BUSINESS PRELIMINARY RESULTS FOR 1948, BY TRADE GROUP
VAN BUREN COUNTY, ARK.

Trade group and kind of business	Number of establishments	1948 sales and receipts (Thousand dollars)	Active proprietors of unincorporated businesses Nov. 1948	Paid employees, workweek ended nearest Nov. 15, 1948	
				Total employees ¹	Full workweek employees
RETAIL TRADE, total.....	110	2,003	113	95	73
Food group.....	51	474	54	12	10
Eating and drinking places.....	8	49	8	16	12
Gasoline service stations.....	16	220	16	11	6
All other retail stores.....	35	1,260	35	56	45
SELECTED SERVICE TRADES, ^{2/}total..	17	61	18	6	4
Personal services.....	12	30	12	4	3
All other service trades.....	5	31	6	2	1

^{1/} Includes employees paid for less than the full workweek.

^{2/} See General Description on last page for changes from the 1939 Census of Business in the coverage of Service Trades.

GENERAL DESCRIPTION OF PRELIMINARY RELEASES FOR THE
1948 CENSUS OF BUSINESS

This series of releases, of which one is planned for each county in the United States, presents preliminary results of the 1948 Census of Business. The information is based on reports submitted by business establishments for that Census. The figures shown are preliminary, and are subject to revision in the final Census publications, but the changes are expected to be relatively minor with respect to coverage. The final Census figures will be issued in a series of Business Census bulletins which will show additional detailed kind-of-business information for all places where there are a sufficient number of establishments.

The 1948 Census of Business was taken under the provision of the Act of June 19, 1948, which provides that the Business Census be taken for 1948 and for each fifth year thereafter. Previous Business Censuses were taken for the years 1929, 1933, 1935, and 1939.

Scope of the Census.--The 1948 Census of Business covered all establishments in the following trades, as defined by the Standard Industrial Classification Manual, May 1949 issue, of the Executive Office of the President: all retail trades; all wholesale trades; all service trades in the following four groups--personal services, business services, automobile repairs and services, and miscellaneous repair services; hotels; tourist courts and camps; and amusements, including motion picture theaters. Some important services not covered are radio broadcasting and television, medical and health, legal, educational, nonprofit, accounting, and domestic services.

This coverage is similar to that of the 1939 Business Census. However, "custom trades" and "services incidental to transportation," which are no longer included in the standard classification of the service trades, are not covered by the 1948 Census. In a number of localities, these exclusions as well as other changes in the standard classification may have a considerable effect in comparing

1948 with 1939 data, particularly with respect to establishment count.

Establishment definition.--For Census purposes, a business establishment is defined to include only enterprises conducted from a recognizable place of business, provided that the annual sales were in excess of \$5,000 for a wholesale trade establishment and \$500 for establishments in other trades. A detailed analysis of coverage will be provided in future Census of Business publications.

"Number of establishments" is the number of separate business locations, rather than the number of business companies or organizations, since the Census figures represent information reported separately for each business location or establishment. The establishment count reflects the number of places in business at the end of 1948 excluding administrative and executive offices of multiunit organizations, and "chain store" warehouses.

Sales and receipts.--"1948 sales and receipts" represents sales of merchandise and receipts from repairs and other services to customers. The figures reflect deductions for returned goods and allowances, but not for trade-in allowances; they exclude sales and excise taxes collected from customers and paid directly to any taxing agency.

Proprietors.--"Active proprietors..." represents owners and partners of unincorporated businesses who devoted the major portion of their time to the business in November 1948.

Employment.--"Number of paid employees..." represents all employees on the pay roll for the pay period ending nearest November 15, 1948. "Full workweek" employees, whether regular or seasonal, are those who in the November 15 pay period were paid for working at least the number of hours typically worked in a week by employees of the reporting establishment.

1948 CENSUS OF BUSINESS

RETAIL, WHOLESALE, SERVICE TRADES

U. S. DEPARTMENT OF COMMERCE
BUREAU OF THE CENSUS

PRELIMINARY

For Release March 6, 1950

Release Series BC-1P-03-072

WASHINGTON COUNTY, ARK.

Retail, wholesale, and service establishments located in Washington County, Arkansas, showed a substantial expansion in dollar volume of trade from 1939 to 1948 according to preliminary figures from the 1948 Census of Business released today by the Bureau of the Census, U. S. Department of Commerce.

Retail sales in the county during 1948 aggregated \$40.2 million, an increase of 384 percent over the \$8.3 million in 1939, when the preceding Census of Business was taken. Wholesale sales in the county reached a total of \$32.8 million in 1948 as compared with \$6.2 million in 1939. The service trades included in the Census of Business recorded receipts totaling \$1.5 million in 1948 compared with \$0.3 million in 1939.

Employment in the county also rose over the nine-year period between 1939 and 1948 for the above trades. Establishments in these trades reported 2,762 paid employees for the workweek ended nearest November 15, 1948. This compared with a total of 1,170 employees reported for the week of November 15, 1939.

These preliminary figures have been derived from a Census report on Washington County, Arkansas, which also includes data for Fayetteville and Springdale cities. Final figures, superseding the preliminary data, for Washington County will be included in a Bulletin for the State of Arkansas to be issued in several months. Similar data will be made available this year in preliminary and final form for each of the counties and States. A single copy of the preliminary release for Washington County as well as an order blank for other area releases may be obtained by writing to the Bureau of the Census, Washington 25, D. C.

Table 1.—CENSUS OF BUSINESS PRELIMINARY RESULTS FOR 1948, BY TRADE GROUP
WASHINGTON COUNTY, ARK.

Trade group and kind of business	Number of establishments	1948 sales and receipts (Thousand dollars)	Active proprietors of unincorporated businesses Nov. 1948	Paid employees, workweek ended nearest Nov. 15, 1948	
				Total employees ¹	Full workweek employees
RETAIL TRADE, total.....	594	40,197	620	1,731	1,454
Food group.....	163	7,049	176	212	154
Eating and drinking places.....	98	1,700	107	291	236
General merchandise group, general stores	29	4,637	20	333	245
Apparel group.....	24	1,203	24	72	59
Furniture-home furnishings-appliance grp	21	1,270	23	57	50
Automotive group.....	36	5,885	32	250	238
Gasoline service stations.....	77	1,413	84	69	56
Lumber-building-hardware group.....	33	4,222	34	149	140
Drug and proprietary stores.....	15	956	18	63	59
All other retail stores.....	98	11,862	102	235	217
WHOLESALE TRADE, total.....	79	32,831	69	711	x
Merchant wholesalers.....	36	11,031	34	431	x
Petroleum bulk plants, terminals.....	15	2,742	2	31	x
Assemblers of farm products.....	21	11,569	27	214	x
All other wholesale.....	7	7,489	6	35	x
SELECTED SERVICE TRADES,^{2/} total.....	172	1,546	189	320	291
Personal services.....	90	971	100	252	229
All other service trades.....	82	575	89	68	62
TOURIST COURTS AND CAMPS.....	27	95	33	5	2
AMUSEMENTS.....	17	476	15	112	x

x Not available.

^{1/} Includes employees paid for less than the full workweek.

^{2/} See General Description on last page for changes from the 1939 Census of Business in the coverage of Service Trades.

Table 2.—CENSUS OF BUSINESS PRELIMINARY RESULTS FOR 1948 FOR CITIES OF 2,500 INHABITANTS OR MORE

WASHINGTON COUNTY, ARK.

(Data omitted for trade groups where necessary to avoid disclosure)

City and trade group ¹	Number of establishments	1948 sales and receipts (Thousand dollars)	Active proprietors of unincorporated businesses Nov. 1948	Paid employees, workweek ended nearest Nov. 15, 1948	
				Total employees ²	Full workweek employees
Fayetteville:					
Retail trade.....	231	20,122	238	1,072	887
Wholesale trade.....	43	17,810	23	447	x
Selected service trades...	86	1,024	91	243	225
Tourist courts and camps..	9	51	11	4	2
Amusements.....	10	400	6	92	x
Springdale:					
Retail trade.....	137	13,054	142	422	380
Selected service trades...	41	310	47	49	46
Tourist courts and camps..	7	24	9	-	-
Remainder of county: ^{3/}					
Retail trade.....	226	7,021	240	237	187
Wholesale trade.....	36	15,021	46	264	x
Selected service trades...	45	212	51	28	20
Tourist courts and camps..	11	20	13	1	-

x Not available.

1/ See General Description on this page for changes from the 1939 Census of Business in the coverage of Service Trades.

2/ Includes employees paid for less than the full workweek.

3/ Includes figures for establishments, other than wholesale, not located in cities of 2,500 inhabitants or more, and wholesale establishments not located in cities of 5,000 inhabitants or more.

GENERAL DESCRIPTION OF PRELIMINARY RELEASES FOR THE 1948 CENSUS OF BUSINESS

This series of releases, of which one is planned for each county in the United States, presents preliminary results of the 1948 Census of Business. The information is based on reports submitted by business establishments for that Census. The figures shown are preliminary, and are subject to revision in the final Census publications, but the changes are expected to be relatively minor with respect to coverage. The final Census figures will be issued in a series of Business Census bulletins which will show additional detailed kind-of-business information for all places where there are a sufficient number of establishments.

The 1948 Census of Business was taken under the provision of the Act of June 19, 1948, which provides that the Business Census be taken for 1948 and for each fifth year thereafter. Previous Business Censuses were taken for the years 1929, 1933, 1935, and 1939.

Scope of the Census.—The 1948 Census of Business covered all establishments in the following trades, as defined by the Standard Industrial Classification Manual, May 1949 issue, of the Executive Office of the President: all retail trades; all wholesale trades; all service trades in the following four groups—personal services, business services, automobile repairs and services, and miscellaneous repair services; hotels; tourist courts and camps; and amusements, including motion picture theaters. Some important services not covered are radio broadcasting and television, medical and health, legal, educational, nonprofit, accounting, and domestic services.

This coverage is similar to that of the 1939 Business Census. However, "custom trades" and "services incidental to transportation," which are no longer included in the standard classification of the service trades, are not covered by the 1948 Census. In a number of localities, these exclusions as well as

other changes in the standard classification may have a considerable effect in comparing 1948 with 1939 data, particularly with respect to establishment count.


Establishment definition.—For Census purposes, a business establishment is defined to include only enterprises conducted from a recognizable place of business, provided that the annual sales were in excess of \$5,000 for a wholesale trade establishment and \$500 for establishments in other trades. A detailed analysis of coverage will be provided in future Census of Business publications.

"Number of establishments" is the number of separate business locations, rather than the number of business companies or organizations, since the Census figures represent information reported separately for each business location or establishment. The establishment count reflects the number of places in business at the end of 1948 excluding administrative and executive offices of multinational organizations, and "chain store" warehouses.

Sales and receipts.—"1948 sales and receipts" represents sales of merchandise and receipts from repairs and other services to customers. The figures reflect deductions for returned goods and allowances, but not for trade-in allowances; they exclude sales and excise taxes collected from customers and paid directly to any taxing agency.

Proprietors.—"Active proprietors..." represents owners and partners of unincorporated businesses who devoted the major portion of their time to the business in November 1948.

Employment.—"Number of paid employees..." represents all employees on the pay roll for the pay period ending nearest November 15, 1948. "Full workweek" employees, whether regular or seasonal, are those who in the November 15 pay period were paid for working at least the number of hours typically worked in a week by employees of the reporting establishment.



1948 CENSUS OF BUSINESS

RETAIL, WHOLESALE, SERVICE TRADES

U. S. DEPARTMENT OF COMMERCE
BUREAU OF THE CENSUS

PRELIMINARY

For Release April 10, 1950

Release Series BC-1P-03-073

WHITE COUNTY, ARK.

Retail, wholesale, and service establishments located in White County, Arkansas, showed a substantial expansion in dollar volume of trade from 1939 to 1948 according to preliminary figures from the 1948 Census of Business released today by the Bureau of the Census, U. S. Department of Commerce.

Retail sales in the county during 1948 aggregated \$16.9 million, an increase of 293 percent over the \$4.3 million in 1939, when the preceding Census of Business was taken. Wholesale sales in the county reached a total of \$10.4 million in 1948 as compared with \$2.6 million in 1939. The service trades included in the Census of Business recorded receipts totaling \$616,000 in 1948 compared with \$184,000 in 1939.

Employment in the county also rose over the 9-year period between 1939 and 1948 for the above trades. Establishments in these trades reported a combined total of 982 paid employees for the workweek ended nearest November 15, 1948. This compared with a total of 584 employees reported for the week of November 15, 1939.

These preliminary figures have been derived from a Census report on White County, Arkansas, which also includes data for the city of Searcy. Final figures, superseding the preliminary data for White County, will be included in a Bulletin for the State of Arkansas to be issued in several months. Similar data will be made available this year in preliminary and final form for each of the counties and States. A single copy of the preliminary release for White County as well as an order blank for other area releases may be obtained by writing to the Bureau of the Census, Washington 25, D. C.

Table 1.—CENSUS OF BUSINESS PRELIMINARY RESULTS FOR 1948, BY TRADE GROUP
WHITE COUNTY, ARK.

Trade group and kind of business	Number of establishments	1948 sales and receipts (Thousand dollars)	Active proprietors of unincorporated businesses Nov. 1948	Paid employees, workweek ended nearest Nov. 15, 1948	
				Total employees ¹	Full workweek employees
RETAIL TRADE, total.....	441	16,948	470	711	590
Food group.....	144	3,039	146	65	46
Eating and drinking places.....	78	762	78	127	102
General merchandise grp, general stores	51	3,404	55	193	146
Apparel group.....	9	344	11	23	12
Furniture-home furnishgs-appliance grp	14	635	16	27	27
Automotive group.....	26	4,665	30	109	107
Gasoline service stations.....	61	998	69	58	54
Lumber-building-hardware group.....	22	1,873	30	54	46
Drug and proprietary stores.....	14	557	13	38	35
All other retail stores.....	22	671	22	17	15
WHOLESALE TRADE, total.....	37	10,444	28	161	x
Merchant wholesalers.....	18	4,244	14	102	x
Other types of wholesalers.....	19	6,200	14	59	x
SELECTED SERVICE TRADES, ² total.....	117	616	122	110	97
Personal services.....	65	391	66	89	80
All other service trades.....	52	225	56	21	17
TOURIST COURTS AND CAMPS.....	12	60	13	7	6
AMUSEMENTS.....	13	181	9	33	x

x Not available.

¹/ Includes employees paid for less than the full workweek.

²/ See General Description on last page for changes from the 1939 Census of Business in the coverage of Service Trades.

Table 2.—CENSUS OF BUSINESS PRELIMINARY RESULTS FOR 1948 FOR CITIES OF 2,500 INHABITANTS OR MORE

WHITE COUNTY, ARK.

(Data omitted for trade groups where necessary to avoid disclosure)

City and trade group ¹	Number of establishments	1948 sales and receipts (Thousand dollars)	Active proprietors of unincorporated businesses Nov. 1948	Paid employees, workweek ended nearest Nov. 15, 1948	
				Total employees ²	Full workweek employees
Searcy:					
Retail trade.....	131	10,717	148	456	389
Selected service trades....	51	375	55	70	63
Remainder of county:					
Retail trade.....	310	6,231	322	255	201
Selected service trades....	66	241	67	40	34

1/ See General Description on this page for changes from the 1939 Census of Business in the coverage of Service Trades.

2/ Includes employees paid for less than the full workweek.

GENERAL DESCRIPTION OF PRELIMINARY RELEASES FOR THE 1948 CENSUS OF BUSINESS

This series of releases, of which one is planned for each county in the United States, presents preliminary results of the 1948 Census of Business. The information is based on reports submitted by business establishments for that Census. The figures shown are preliminary, and are subject to revision in the final Census publications, but the changes are expected to be relatively minor with respect to coverage. The final Census figures will be issued in a series of Business Census bulletins which will show additional detailed kind-of-business information for all places where there are a sufficient number of establishments.

The 1948 Census of Business was taken under the provision of the Act of June 19, 1948, which provides that the Business Census be taken for 1948 and for each fifth year thereafter. Previous Business Censuses were taken for the years 1929, 1933, 1935, and 1939.

Scope of the Census.—The 1948 Census of Business covered all establishments in the following trades, as defined by the Standard Industrial Classification Manual, May 1949 issue, of the Executive Office of the President: all retail trades; all wholesale trades; all service trades in the following four groups—personal services, business services, automobile repairs and services, and miscellaneous repair services; hotels; tourist courts and camps; and amusements, including motion picture theaters. Some important services not covered are radio broadcasting and television, medical and health, legal, educational, nonprofit, accounting, and domestic services.

This coverage is similar to that of the 1939 Business Censuses. However, "custom trades" and "services incidental to transportation," which are no longer included in the standard classification of the service trades, are not covered by the 1948 Censuses. In a number of localities, these exclusions as well as

other changes in the standard classification may have a considerable effect in comparing 1948 with 1939 data, particularly with respect to establishment count.

Establishment definition.—For Census purposes, a business establishment is defined to include only enterprises conducted from a recognizable place of business, provided that the annual sales were in excess of \$5,000 for a wholesale trade establishment and \$500 for establishments in other trades. A detailed analysis of coverage will be provided in future Censuses of Business publications.

"Number of establishments" is the number of separate business locations, rather than the number of business companies or organizations, since the Census figures represent information reported separately for each business location or establishment. The establishment count reflects the number of places in business at the end of 1948 excluding administrative and executive offices of multiunit organizations, and "chain store" warehouses.

Sales and receipts.—"1948 sales and receipts" represents sales of merchandise and receipts from repairs and other services to customers. The figures reflect deductions for returned goods and allowances, but not for trade-in allowances; they exclude sales and excise taxes collected from customers and paid directly to any taxing agency.

Proprietors.—"Active proprietors..." represents owners and partners of unincorporated businesses who devoted the major portion of their time to the business in November 1948.

Employment.—"Number of paid employees..." represents all employees on the pay roll for the pay period ending nearest November 15, 1948. "Full workweek" employees, whether regular or seasonal, are those who in the November 15 pay period were paid for working at least the number of hours typically worked in a week by employees of the reporting establishment.

1948 CENSUS OF BUSINESS

RETAIL, WHOLESALE, SERVICE TRADES

U. S. DEPARTMENT OF COMMERCE
BUREAU OF THE CENSUS

PRELIMINARY

For Release April 10, 1950

Release Series BC-1P-03-074

WOODRUFF COUNTY, ARK.

Retail, wholesale, and service establishments located in Woodruff County, Arkansas, showed a substantial expansion in dollar volume of trade from 1939 to 1948 according to preliminary figures from the 1948 Census of Business released today by the Bureau of the Census, U. S. Department of Commerce.

Retail sales in the county during 1948 aggregated \$7.9 million, an increase of 229 percent over the \$2.4 million in 1939, when the preceding Census of Business was taken. Wholesale sales in the county reached a total of \$4.5 million in 1948 as compared with \$0.5 million in 1939. The service trades included in the Census of Business recorded receipts totaling \$302,000 in 1948 compared with \$63,000 in 1939.

Employment in the county also rose over the 9-year period between 1939 and 1948 for the above trades. Establishments in these trades reported a combined total of 444 paid employees for the workweek ended nearest November 15, 1948. This compared with a total of 352 employees reported for the week of November 15, 1939.

These preliminary figures have been derived from a Census report on Woodruff County, Arkansas. Final figures, superseding the preliminary data for Woodruff County, will be included in a Bulletin for the State of Arkansas to be issued in several months. Similar data will be made available this year in preliminary and final form for each of the counties and States. A single copy of the preliminary release for Woodruff County as well as an order blank for other area releases may be obtained by writing to the Bureau of the Census, Washington 25, D. C.

Table 1.—CENSUS OF BUSINESS PRELIMINARY RESULTS FOR 1948, BY TRADE GROUP

WOODRUFF COUNTY, ARK.

Trade group and kind of business	Number of establishments	1948 sales and receipts (Thousand dollars)	Active proprietors of unincorporated businesses Nov. 1948	Paid employees, workweek ended nearest Nov. 15, 1948	
				Total employees ¹	Full workweek employees
RETAIL TRADE, total.....	214	7,927	210	370	287
Food group.....	69	1,661	68	48	32
Eating and drinking places.....	34	297	33	49	38
General merchandise grp, general stores	33	2,151	25	117	87
Apparel group.....	8	340	9	23	12
Furniture-home furnishgs-appliance grp	8	301	9	11	11
Automotive group.....	11	1,146	14	37	35
Gasoline service stations.....	19	341	18	18	15
Lumber-building-hardware group.....	10	783	13	34	30
Drug and proprietary stores.....	9	300	10	20	16
All other retail stores.....	13	607	11	13	11
WHOLESALE TRADE.....	15	4,547	11	29	x
SELECTED SERVICE TRADES, ² /total.....	48	302	51	45	39
Personal services.....	29	187	31	37	31
All other service trades.....	19	115	20	8	8
AMUSEMENTS.....	10	95	9	13	x

x Not available.

¹/ Includes employees paid for less than the full workweek.

²/ See General Description on last page for changes from the 1939 Census of Business in the coverage of Service Trades.

GENERAL DESCRIPTION OF PRELIMINARY RELEASES FOR THE 1948 CENSUS OF BUSINESS

This series of releases, of which one is planned for each county in the United States, presents preliminary results of the 1948 Census of Business. The information is based on reports submitted by business establishments for that Census. The figures shown are preliminary, and are subject to revision in the final Census publications, but the changes are expected to be relatively minor with respect to coverage. The final Census figures will be issued in a series of Business Census bulletins which will show additional detailed kind-of-business information for all places where there are a sufficient number of establishments.

The 1948 Census of Business was taken under the provision of the Act of June 19, 1948, which provides that the Business Census be taken for 1948 and for each fifth year thereafter. Previous Business Censuses were taken for the years 1929, 1933, 1935, and 1939.

Scope of the Census.—The 1948 Census of Business covered all establishments in the following trades, as defined by the Standard Industrial Classification Manual, May 1949 issue, of the Executive Office of the President: all retail trades; all wholesale trades; all service trades in the following four groups—personal services, business services, automobile repairs and services, and miscellaneous repair services; hotels; tourist courts and camps; and amusements, including motion picture theaters. Some important services not covered are radio broadcasting and television, medical and health, legal, educational, nonprofit, accounting, and domestic services.

This coverage is similar to that of the 1939 Business Census. However, "custom trades" and "services incidental to transportation," which are no longer included in the standard classification of the service trades, are not covered by the 1948 Census. In a number of localities, these exclusions as well as other changes in the standard classification may have a considerable effect in comparing

1948 with 1939 data, particularly with respect to establishment count.

Establishment definition.—For Census purposes, a business establishment is defined to include only enterprises conducted from a recognizable place of business, provided that the annual sales were in excess of \$5,000 for a wholesale trade establishment and \$500 for establishments in other trades. A detailed analysis of coverage will be provided in future Census of Business publications.

"Number of establishments" is the number of separate business locations, rather than the number of business companies or organizations, since the Census figures represent information reported separately for each business location or establishment. The establishment count reflects the number of places in business at the end of 1948 excluding administrative and executive offices of multiunit organizations, and "chain store" warehouses.

Sales and receipts.—"1948 sales and receipts" represents sales of merchandise and receipts from repairs and other services to customers. The figures reflect deductions for returned goods and allowances, but not for trade-in allowances; they exclude sales and excise taxes collected from customers and paid directly to any taxing agency.

Proprietors.—"Active proprietors..." represents owners and partners of unincorporated businesses who devoted the major portion of their time to the business in November 1948.

Employment.—"Number of paid employees..." represents all employees on the pay roll for the pay period ending nearest November 15, 1948. "Full workweek" employees, whether regular or seasonal, are those who in the November 15 pay period were paid for working at least the number of hours typically worked in a week by employees of the reporting establishment.

1948 CENSUS OF BUSINESS

RETAIL, WHOLESALE, SERVICE TRADES

U. S. DEPARTMENT OF COMMERCE
BUREAU OF THE CENSUS

PRELIMINARY

For Release April 10, 1950

Release Series BC-1P-03-075

YELL COUNTY, ARK.

Retail, wholesale, and service establishments located in Yell County, Arkansas, showed a substantial expansion in dollar volume of trade from 1939 to 1948 according to preliminary figures from the 1948 Census of Business released today by the Bureau of the Census, U. S. Department of Commerce.

Retail sales in the county during 1948 aggregated \$6.0 million, an increase of 216 percent over the \$1.9 million in 1939, when the preceding Census of Business was taken. Wholesale sales in the county reached a total of \$366,000 in 1948 as compared with \$265,000 in 1939. The service trades included in the Census of Business recorded receipts totaling \$144,000 in 1948 compared with \$75,000 in 1939.

Employment in the county also rose over the 9-year period between 1939 and 1948 for the above trades. Establishments in these trades reported a combined total of 308 paid employees for the workweek ended nearest November 15, 1948. This compared with a total of 238 employees reported for the week of November 15, 1939.

These preliminary figures have been derived from a Census report on Yell County, Arkansas. Final figures, superseding the preliminary data for Yell County, will be included in a Bulletin for the State of Arkansas to be issued in several months. Similar data will be made available this year in preliminary and final form for each of the counties and States. A single copy of the preliminary release for Yell County as well as an order blank for other area releases may be obtained by writing to the Bureau of the Census, Washington 25, D. C.

Table 1.—CENSUS OF BUSINESS PRELIMINARY RESULTS FOR 1948, BY TRADE GROUP

YELL COUNTY, ARK.

Trade group and kind of business	Number of establishments	1948 sales and receipts (Thousand dollars)	Active proprietors of unincorporated businesses Nov. 1948	Paid employees, workweek ended nearest Nov. 15, 1948	
				Total employees ¹	Full workweek employees
RETAIL TRADE, total.....	197	6,020	195	261	220
Food group.....	57	849	57	22	17
Eating and drinking places.....	32	356	33	55	40
General merchandise grp, general stores	33	1,152	32	46	38
Furniture-home furnishings-appliance grp	8	158	5	6	6
Automotive group.....	8	1,084	9	30	29
Gasoline service stations.....	26	371	27	15	13
Drug and proprietary stores.....	9	177	11	11	9
All other retail stores.....	24	1,873	21	76	68
WHOLESALE TRADE.....	5	366	3	10	x
SELECTED SERVICE TRADES, ^{2/} total.....	40	144	37	37	35
Personal services.....	23	85	21	33	32
All other service trades.....	17	59	16	4	3
AMUSEMENTS.....	10	69	7	19	x

x Not available.

^{1/} Includes employees paid for less than the full workweek.

^{2/} See General Description on last page for changes from the 1939 Census of Business in the coverage of Service Trades.

GENERAL DESCRIPTION OF PRELIMINARY RELEASES FOR THE 1948 CENSUS OF BUSINESS

This series of releases, of which one is planned for each county in the United States, presents preliminary results of the 1948 Census of Business. The information is based on reports submitted by business establishments for that Census. The figures shown are preliminary, and are subject to revision in the final Census publications, but the changes are expected to be relatively minor with respect to coverage. The final Census figures will be issued in a series of Business Census bulletins which will show additional detailed kind-of-business information for all places where there are a sufficient number of establishments.

The 1948 Census of Business was taken under the provision of the Act of June 19, 1948, which provides that the Business Census be taken for 1948 and for each fifth year thereafter. Previous Business Censuses were taken for the years 1929, 1933, 1935, and 1939.

Scope of the Census.—The 1948 Census of Business covered all establishments in the following trades, as defined by the Standard Industrial Classification Manual, May 1949 issue, of the Executive Office of the President: all retail trades; all wholesale trades; all service trades in the following four groups—personal services, business services, automobile repairs and services, and miscellaneous repair services; hotels; tourist courts and camps; and amusements, including motion picture theaters. Some important services not covered are radio broadcasting and television, medical and health, legal, educational, nonprofit, accounting, and domestic services.

This coverage is similar to that of the 1939 Business Census. However, "custom trades" and "services incidental to transportation," which are no longer included in the standard classification of the service trades, are not covered by the 1948 Census. In a number of localities, these exclusions as well as other changes in the standard classification may have a considerable effect in comparing

1948 with 1939 data, particularly with respect to establishment count.

Establishment definition.—For Census purposes, a business establishment is defined to include only enterprises conducted from a recognizable place of business, provided that the annual sales were in excess of \$5,000 for a wholesale trade establishment and \$500 for establishments in other trades. A detailed analysis of coverage will be provided in future Census of Business publications.


"Number of establishments" is the number of separate business locations, rather than the number of business companies or organizations, since the Census figures represent information reported separately for each business location or establishment. The establishment count reflects the number of places in business at the end of 1948 excluding administrative and executive offices of multiunit organizations, and "chain store" warehouses.

Sales and receipts.—"1948 sales and receipts" represents sales of merchandise and receipts from repairs and other services to customers. The figures reflect deductions for returned goods and allowances, but not for trade-in allowances; they exclude sales and excise taxes collected from customers and paid directly to any taxing agency.

Proprietors.—"Active proprietors..." represents owners and partners of unincorporated businesses who devoted the major portion of their time to the business in November 1948.

Employment.—"Number of paid employees..." represents all employees on the pay roll for the pay period ending nearest November 15, 1948. "Full workweek" employees, whether regular or seasonal, are those who in the November 15 pay period were paid for working at least the number of hours typically worked in a week by employees of the reporting establishment.





CALIFORNIA

counties

CALIFORNIA

1. Alameda
2. Alpine
3. Amador
4. Butte
5. Calaveras
6. Colusa
7. Contra Costa
8. Del Norte
9. El Dorado
10. Fresno
11. Glenn
12. Humboldt
13. Imperial
14. Inyo
15. Kern
16. Kings
17. Lake
18. Lassen
19. Los Angeles
20. Madera
21. Marin
22. Mariposa
23. Mendocino
24. Merced
25. Modoc
26. Mono
27. Monterey
28. Napa
29. Nevada
30. Orange
31. Placer
32. Plumas
33. Riverside
34. Sacramento
35. San Benito
36. San Bernardino
37. San Diego
38. San Francisco
39. San Joaquin
40. San Luis Obispo
41. San Mateo
42. Santa Barbara
43. Santa Clara
44. Santa Cruz
45. Shasta
46. Sierra
47. Siskiyou
48. Solano
49. Sonoma
50. Stanislaus
51. Sutter
52. Tehama
53. Trinity
54. Tulare
55. Tuolumne
56. Ventura
57. Yolo
58. Yuba

1871
1872
1873
1874
1875
1876
1877
1878
1879
1880
1881
1882
1883
1884
1885
1886
1887
1888
1889
1890
1891
1892
1893
1894
1895
1896
1897
1898
1899
1900

1948 CENSUS OF BUSINESS

RETAIL, WHOLESALE, SERVICE TRADES

U. S. DEPARTMENT OF COMMERCE
BUREAU OF THE CENSUS

PRELIMINARY

For Release June 9, 1950

Release Series BC-1P-04-000

CALIFORNIA

Retail, wholesale, and service establishments located in California showed a substantial expansion in dollar volume of trade from 1939 to 1948 according to preliminary figures from the 1948 Census of Business released today by the Bureau of the Census, U. S. Department of Commerce.

Retail sales in the State during 1948 aggregated \$10,980,000,000, an increase of 244 percent over the \$3,187,800,000 sales in 1939, when the preceding Census of Business was taken. Wholesale sales volume in the State showed a 243 percent rise over the same period, reaching a total of \$13,165,300,000 in 1948 as compared with \$3,840,100,000 in 1939. The service trades included in the Census of Business reported receipts totaling \$839,400,000 in 1948 compared with \$276,200,000 in 1939. Hotel receipts moved from \$79,800,000 in 1939 to \$191,900,000 in 1948. Amusement businesses in the State recorded receipts of \$248,300,000 in 1948 compared with \$100,800,000 in 1939.

Employment in the State also rose over the 9-year period between 1939 and 1948 for the trades covered by the Census of Business. Retail trade establishments reported 533,559 paid employees for the workweek ended nearest November 15, 1948. Of these, 448,341 worked the full week, and the remainder part of the week. The comparable total and full workweek figures for 1939 were 341,295 and 273,196. Wholesale trade establishments reported a total of 209,199 full- and part-week employees for the week of November 15, 1948, compared with 138,096 for the same week in 1939. For the selected service trades, November 15, 1948, paid employees numbered 108,596; the comparable figure for 1939, adjusted for change in scope between the two Censuses, was 77,625.

These preliminary figures have been compiled from similar releases being made available for each county in California. Final figures, superseding the preliminary data for California, will be included in a State Bulletin to be issued in several months. Similar data will be made available in preliminary and final form for each of the States.

A single copy of the preliminary release for the State of California as well as an order blank for other area releases may be obtained by writing to the Bureau of the Census, Washington 25, D. C.

Table 1.—CENSUS OF BUSINESS PRELIMINARY RESULTS FOR 1948, BY TRADE GROUP
CALIFORNIA

Trade group and kind of business	Number of establishments	1948 sales and receipts (Thousand dollars)	Active proprietors of unincorporated businesses Nov. 1948	Paid employees, workweek ended nearest Nov. 15, 1948	
				Total employees ¹	Full workweek employees
RETAIL TRADE, total.....	120,690	10,979,997	127,668	533,559	448,341
Food group.....	23,870	2,631,730	26,435	65,698	52,244
Eating and drinking places.....	26,238	995,777	30,619	118,544	99,066
General merchandise grp, general stores	3,896	1,310,237	3,132	98,738	76,888
Apparel group.....	9,541	768,293	8,807	44,159	35,986
Furniture-home furnishgs-appliance grp	8,041	698,741	8,525	35,604	32,660
Automotive group.....	6,003	1,709,095	5,768	51,925	49,786
Gasoline service stations.....	14,255	593,658	15,028	26,300	21,113
Lumber-building-hardware group.....	5,947	901,401	5,790	33,434	30,810
Drug and proprietary stores.....	3,343	363,797	3,190	20,761	16,943
All other retail stores.....	19,556	1,007,268	20,374	38,396	32,845
WHOLESALE TRADE, total.....	18,289	13,165,297	14,306	209,199	x
Merchant wholesalers, total.....	11,421	5,826,290	10,234	119,939	x
Groceries, confectionery, meats.....	1,226	962,523	1,198	12,299	x
Farm products, edible.....	1,079	750,420	1,304	17,476	x
Tobacco.....	153	158,623	178	1,277	
Furniture, home furnishings.....	353	114,006	313	2,649	
Automotive supplies.....	1,244	232,562	1,148	9,266	x
Electrical merchandise.....	469	341,708	330	7,002	x
Hardware, plumbing, heating.....	480	337,694	348	8,464	x
Lumber, construction materials.....	555	417,263	363	7,567	x
Mach'y, equip't, industrial supplies	1,994	575,838	1,591	16,768	x
All other merchant wholesalers.....	3,868	1,935,653	3,461	37,171	x
Manufact'rs' sales branches, offices..	2,076	3,862,188	89	41,520	x
Petroleum bulk plants, terminals.....	1,524	834,504	1,152	8,171	x
Agents, brokers (merchandise).....	2,521	1,835,394	2,429	7,199	x
Assemblers of farm products.....	747	806,921	402	32,370	x
SELECTED SERVICE TRADES, total.....	47,314	839,389	50,364	108,596	96,388
Personal services.....	27,261	389,169	28,832	62,103	55,709
Business services.....	3,890	169,508	3,681	23,547	20,115
Automotive repairs and services.....	9,430	180,371	10,472	14,316	12,635
Other repairs and services.....	6,733	100,341	7,379	8,630	7,929
HOTELS.....	3,479	191,922	3,234	30,966	27,476
TOURIST COURTS AND CAMPS.....	3,686	34,387	3,979	2,444	1,931
AMUSEMENTS.....	3,238	248,305	2,486	27,027	x

x Not available.

¹/ Includes employees paid for less than the full workweek.

1948 CENSUS OF BUSINESS

RETAIL, WHOLESALE, SERVICE TRADES

U. S. DEPARTMENT OF COMMERCE
BUREAU OF THE CENSUS

PRELIMINARY

For Release May 29, 1950

Release Series BC-1P- 04-001

ALAMEDA COUNTY, CALIF.

Retail, wholesale, and service establishments located in Alameda County, California, showed a substantial expansion in dollar volume of trade from 1939 to 1948 according to preliminary figures from the 1948 Census of Business released today by the Bureau of the Census, U. S. Department of Commerce.

Retail sales in the county during 1948 aggregated \$804.4 million, an increase of 221 percent over the \$250.6 million sales in 1939, when the preceding Census of Business was taken. Wholesale sales volume in the county showed a 374 percent rise over the same period, reaching a total of \$793.4 million in 1948 as compared with \$167.3 million in 1939. The service trades included in the Census of Business reported receipts totaling \$64.4 million in 1948 compared with \$19.1 million in 1939. Hotel receipts moved from \$3.7 million in 1939 to \$6.2 million in 1948. Amusement businesses in the county recorded receipts of \$19.0 million in 1948. No comparable figure for 1939 is available.

Employment in the county also rose over the 9-year period between 1939 and 1948 for the trades covered by the Census of Business. Retail trade establishments reported 39,583 paid employees for the workweek ended nearest November 15, 1948. Of these, 32,693 worked the full week, and the remainder part of the week. The comparable total and full workweek figures for 1939 were 26,593 and 20,037. Wholesale trade establishments reported a total of 12,881 full- and part-week employees for the week of November 15, 1948, compared with 6,398 for the same week in 1939. For the selected service trades, November 15, 1948, paid employees numbered 8,165; the comparable figure for 1939, adjusted for change in scope between the two Censuses, was 4,997.

These preliminary figures have been derived from a Census report on Alameda County, California. The report also contains data for the cities of Alameda, Albany, Berkeley Emeryville, Hayward, Livermore, Oakland, Piedmont, and San Leandro.

Final figures, superseding the preliminary data for Alameda County, will be included in a Bulletin for the State of California to be issued in several months. Similar data will be made available this year in preliminary and final form for each of the counties and States. A single copy of the preliminary release for Alameda County as well as an order blank for other area releases may be obtained by writing to the Bureau of the Census, Washington 25, D. C.

91898

Table 1.—CENSUS OF BUSINESS PRELIMINARY RESULTS FOR 1948, BY TRADE GROUP
ALAMEDA COUNTY, CALIF.

Trade group and kind of business	Number of establishments	1948 sales and receipts (Thousand dollars)	Active proprietors of unincorporated businesses Nov. 1948	Paid employees, workweek ended nearest Nov. 15, 1948	
				Total employees ¹	Full workweek employees
RETAIL TRADE, total.....	8,511	804,360	8,982	39,583	32,693
Food group.....	2,029	203,073	2,178	5,127	4,080
Eating and drinking places.....	1,904	66,473	2,267	6,948	5,893
Gen'l merchandise grp, general stores.....	232	127,847	185	9,261	7,091
Apparel group.....	658	63,311	565	3,738	2,912
Furniture-home furnishgs-appliance grp.	486	55,513	503	3,266	3,110
Automotive group.....	389	119,145	387	4,181	3,752
Gasoline service stations.....	851	35,574	902	1,415	1,065
Lumber-building-hardware group.....	290	40,240	303	1,821	1,636
Drug and proprietary stores.....	269	26,412	248	1,373	1,092
All other retail stores.....	1,403	66,772	1,444	2,453	2,062
WHOLESALE TRADE, total.....	1,056	793,395	844	12,881	x
Merchant wholesalers, total.....	833	375,426	774	8,583	x
Groceries, foods.....	178	110,820	203	2,550	x
Dry goods, apparel.....	13	2,426	14	52	x
Hardware, elec'l, plum'g and heat'g..	61	46,914	54	799	x
Mach'y, equip't, industrial supplies..	171	42,218	154	1,309	x
Automotive parts, accessories.....	118	19,943	81	867	x
All other merchant wholesalers.....	292	153,105	268	3,006	x
Manufact'rs' sales branches, offices...	142	334,425	10	3,334	x
Petroleum bulk plants, terminals.....	41	53,747	27	536	x
Agents, brokers (merchandise).....	29	14,183	27	145	x
Assemblers of farm products.....	11	15,614	6	283	x
SELECTED SERVICE TRADES, ² /total.....	3,799	64,408	4,041	8,165	7,317
Personal services.....	2,341	36,009	2,464	5,562	5,004
Business services.....	221	9,058	215	1,275	1,124
Automotive repairs and services.....	690	11,873	764	868	769
Other repair services.....	547	7,468	598	460	420
HOTELS.....	135	6,177	115	1,118	1,022
TOURIST COURTS AND CAMPS.....	41	725	54	57	39
AMUSEMENTS.....	214	19,019	167	1,923	x

x Not available.

¹/ Includes employees paid for less than the full workweek.

²/ See General Description on last page for changes from the 1939 Census of Business in the coverage of Service Trades.

Table 2.—CENSUS OF BUSINESS PRELIMINARY RESULTS FOR 1948 FOR CITIES OF 2,500 INHABITANTS OR MORE

ALAMEDA COUNTY, CALIF.

(Data omitted for trade groups where necessary to avoid disclosure)

City and trade group ¹	Number of establishments	1948 sales and receipts (Thousand dollars)	Active proprietors of unincorporated businesses Nov. 1948	Paid employees, workweek ended nearest Nov. 15, 1948	
				Total employees ²	Full workweek employees
Alameda:					
Retail trade.....	417	38,990	442	1,455	1,220
Wholesale trade.....	16	13,808	9	161	x
Selected service trades....	190	3,414	205	557	529
Albany:					
Retail trade.....	156	13,977	178	421	349
Wholesale trade.....		Included with	"Remainder of county"		
Selected service trades....	52	648	59	57	51
Berkeley:					
Retail trade.....	1,124	102,736	1,143	5,629	4,544
Wholesale trade.....	82	52,709	50	744	x
Selected service trades....	555	8,342	597	1,029	891
Hotels.....	13	883	12	168	144
Emeryville:					
Retail trade.....	77	5,619	80	294	250
Selected service trades....	21	1,001	24	191	186
Hayward:					
Retail trade.....	253	27,757	277	997	852
Wholesale trade.....	20	8,696	19	279	x
Selected service trades....	86	1,101	90	111	93
Livermore:					
Retail trade.....	93	6,319	101	269	231
Selected service trades....	27	320	29	38	33
Oakland:					
Retail trade.....	5,305	545,037	5,546	28,156	23,328
Wholesale trade.....	821	618,425	677	10,033	x
Selected service trades....	2,506	45,542	2,648	5,829	5,225
Hotels.....	107	4,577	90	873	808
Tourist courts and camps...	7	347	7	32	19
Amusements.....	131	10,294	113	1,277	x
Piedmont:					
Retail trade.....	7	651	6	29	16
San Leandro:					
Retail trade.....	338	26,752	346	987	757
Wholesale trade.....		Included with	"Remainder of county"		
Selected service trades....	119	1,470	132	154	131
Remainder of county: ^{3/}					
Retail trade.....	741	36,522	863	1,346	1,146
Wholesale trade.....	117	99,757	89	1,664	x
Selected service trades....	241	2,561	255	199	178
Tourist courts and camps...	27	229	40	8	5
Amusements.....	35	1,358	25	138	x

x Not available.

1/ See General Description on last page for changes from the 1939 Census of Business in the coverage of Service Trades.

2/ Includes employees paid for less than the full workweek.

3/ Except as indicated above, includes figures for establishments, other than wholesale, not located in cities of 2,500 inhabitants or more, and wholesale establishments not located in cities of 5,000 inhabitants or more.

GENERAL DESCRIPTION OF PRELIMINARY RELEASES FOR THE 1948 CENSUS OF BUSINESS

This series of releases, of which one is planned for each county in the United States, presents preliminary results of the 1948 Census of Business. The information is based on reports submitted by business establishments for that Census. The figures shown are preliminary, and are subject to revision in the final Census publications, but the changes are expected to be relatively minor with respect to coverage. The final Census figures will be issued in a series of Business Census bulletins which will show additional detailed kind-of-business information for all places where there are a sufficient number of establishments.

The 1948 Census of Business was taken under the provision of the Act of June 19, 1948, which provides that the Business Census be taken for 1948 and for each fifth year thereafter. Previous Business Censuses were taken for the years 1929, 1933, 1935, and 1939.

Scope of the Census.—The 1948 Census of Business covered all establishments in the following trades, as defined by the Standard Industrial Classification Manual, May 1949 issue, of the Executive Office of the President: all retail trades; all wholesale trades; all service trades in the following four groups—personal services, business services, automobile repairs and services, and miscellaneous repair services; hotels; tourist courts and camps; and amusements, including motion picture theaters. Some important services not covered are radio broadcasting and television, medical and health, legal, educational, nonprofit, accounting, and domestic services.

This coverage is similar to that of the 1939 Business Census. However, "custom trades" and "services incidental to transportation," which are no longer included in the standard classification of the service trades, are not covered by the 1948 Census. In a number of localities, these exclusions as well as other changes in the standard classification may have a considerable effect in comparing

1948 with 1939 data, particularly with respect to establishment count.

Establishment definition.—For Census purposes, a business establishment is defined to include only enterprises conducted from a recognizable place of business, provided that the annual sales were in excess of \$5,000 for a wholesale trade establishment and \$500 for establishments in other trades. A detailed analysis of coverage will be provided in future Census of Business publications.

"Number of establishments" is the number of separate business locations, rather than the number of business companies or organizations, since the Census figures represent information reported separately for each business location or establishment. The establishment count reflects the number of places in business at the end of 1948 excluding administrative and executive offices of multiunit organizations, and "chain store" warehouses.

Sales and receipts.—"1948 sales and receipts" represents sales of merchandise and receipts from repairs and other services to customers. The figures reflect deductions for returned goods and allowances, but not for trade-in allowances; they exclude sales and excise taxes collected from customers and paid directly to any taxing agency.

Proprietors.—"Active proprietors..." represents owners and partners of unincorporated businesses who devoted the major portion of their time to the business in November 1948.

Employment.—"Number of paid employees..." represents all employees on the pay roll for the pay period ending nearest November 15, 1948. "Full workweek" employees, whether regular or seasonal, are those who in the November 15 pay period were paid for working at least the number of hours typically worked in a week by employees of the reporting establishment.

1948 CENSUS OF BUSINESS

RETAIL, WHOLESALE, SERVICE TRADES

U. S. DEPARTMENT OF COMMERCE
BUREAU OF THE CENSUS

PRELIMINARY

For Release May 15, 1950

Release Series BC-1P-04-002

ALPINE COUNTY, CALIF.

Retail establishments located in Alpine County, California, showed an expansion in dollar volume of trade from 1939 to 1948 according to preliminary figures released today by the Bureau of the Census, U. S. Department of Commerce.

Three retail establishments reported 1948 sales aggregating \$42,000, an increase of 35 percent over the \$31,000 reported by six establishments in 1939, when the preceding Census of Business was taken.

Retail establishments reported three active proprietors of unincorporated businesses in 1948 as compared with five proprietors in 1939. Three paid employees were reported for the workweek ended nearest November 15, 1948. Of these, one worked the full workweek, and two worked part of the week.

These preliminary figures have been derived from a Census report on Alpine County, California. Final figures, superseding the preliminary data for Alpine County, will be included in a Bulletin for the State of California to be issued in several months. Similar data will be made available this year in preliminary and final form for each of the counties and States. A single copy of the preliminary release for Alpine County as well as an order blank for other area releases may be obtained by writing to the Bureau of the Census, Washington 25, D. C.

GENERAL DESCRIPTION OF PRELIMINARY RELEASES FOR THE 1948 CENSUS OF BUSINESS

This series of releases, of which one is planned for each county in the United States, presents preliminary results of the 1948 Census of Business. The information is based on reports submitted by business establishments for that Census. The figures shown are preliminary, and are subject to revision in the final Census publications, but the changes are expected to be relatively minor with respect to coverage. The final Census figures will be issued in a series of Business Census bulletins which will show additional detailed kind-of-business information for all places where there are a sufficient number of establishments.

The 1948 Census of Business was taken under the provision of the Act of June 19, 1948, which provides that the Business Census be taken for 1948 and for each fifth year thereafter. Previous Business Censuses were taken for the years 1929, 1933, 1935, and 1939.

Scope of the Census.—The 1948 Census of Business covered all establishments in the following trades, as defined by the Standard Industrial Classification Manual, May 1949 issue, of the Executive Office of the President: all retail trades; all wholesale trades; all service trades in the following four groups—personal services, business services, automobile repairs and services, and miscellaneous repair services; hotels; tourist courts and camps; and amusements, including motion picture theaters. Some important services not covered are radio broadcasting and television, medical and health, legal, educational, nonprofit, accounting, and domestic services.

This coverage is similar to that of the 1939 Business Census. However, "custom trades" and "services incidental to transportation," which are no longer included in the standard classification of the service trades, are not covered by the 1948 Census. In a number of localities, these exclusions as well as other changes in the standard classification may have a considerable effect in comparing

1948 with 1939 data, particularly with respect to establishment count.

Establishment definition.—For Census purposes, a business establishment is defined to include only enterprises conducted from a recognizable place of business, provided that the annual sales were in excess of \$5,000 for a wholesale trade establishment and \$500 for establishments in other trades. A detailed analysis of coverage will be provided in future Census of Business publications.

"Number of establishments" is the number of separate business locations, rather than the number of business companies or organizations, since the Census figures represent information reported separately for each business location or establishment. The establishment count reflects the number of places in business at the end of 1948 excluding administrative and executive offices of multiunit organizations, and "chain store" warehouses.

Sales and receipts.—"1948 sales and receipts" represents sales of merchandise and receipts from repairs and other services to customers. The figures reflect deductions for returned goods and allowances, but not for trade-in allowances; they exclude sales and excise taxes collected from customers and paid directly to any taxing agency.

Proprietors.—"Active proprietors..." represents owners and partners of unincorporated businesses who devoted the major portion of their time to the business in November 1948.

Employment.—"Number of paid employees..." represents all employees on the pay roll for the pay period ending nearest November 15, 1948. "Full workweek" employees, whether regular or seasonal, are those who in the November 15 pay period were paid for working at least the number of hours typically worked in a week by employees of the reporting establishment.

1948 CENSUS OF BUSINESS

RETAIL, WHOLESALE, SERVICE TRADES

U. S. DEPARTMENT OF COMMERCE
BUREAU OF THE CENSUS

PRELIMINARY

For Release May 22, 1950

Release Series BC-1P-04-003

AMADOR COUNTY, CALIF.

Retail, wholesale, and service establishments located in Amador County, California, showed a substantial expansion in dollar volume of trade from 1939 to 1948 according to preliminary figures from the 1948 Census of Business released today by the Bureau of the Census, U. S. Department of Commerce.

Retail sales in the county during 1948 aggregated \$8.2 million, an increase of 141 percent over the \$3.4 million in 1939, when the preceding Census of Business was taken. Wholesale sales in the county reached a total of \$1.8 million in 1948 as compared with \$0.7 million in 1939. The service trades included in the Census of Business recorded receipts totaling \$379,000 in 1948 compared with \$130,000 in 1939.

Employment in the county also rose over the 9-year period between 1939 and 1948 for the above trades. Establishments in these trades reported a combined total of 347 paid employees for the workweek ended nearest November 15, 1948. This compared with a total of 315 employees reported for the week of November 15, 1939.

These preliminary figures have been derived from a Census report on Amador County, California. Final figures, superseding the preliminary data for Amador County, will be included in a Bulletin for the State of California to be issued in several months. Similar data will be made available this year in preliminary and final form for each of the counties and States. A single copy of the preliminary release for Amador County as well as an order blank for other area releases may be obtained by writing to the Bureau of the Census, Washington 25, D. C.

Table 1.—CENSUS OF BUSINESS PRELIMINARY RESULTS FOR 1948, BY TRADE GROUP

AMADOR COUNTY, CALIF.

Trade group and kind of business	Number of establishments	1948 sales and receipts (Thousand dollars)	Active proprietors of unincorporated businesses Nov. 1948	Paid employees, workweek ended nearest Nov. 15, 1948	
				Total employees ¹	Full workweek employees
RETAIL TRADE, total.....	147	8,229	168	295	233
Food group.....	30	2,511	29	53	35
Eating and drinking places.....	45	1,178	52	94	76
Gasoline service stations.....	16	485	23	19	16
All other retail stores.....	56	4,055	64	129	106
WHOLESALE TRADE.....	9	1,793	6	21	x
SELECTED SERVICE TRADES, ^{2/} total.....	40	379	48	31	29
Personal services.....	24	219	28	25	24
All other service trades.....	16	160	20	6	5
HOTELS.....	7	295	10	44	44
TOURIST COURTS AND CAMPS.....	8	36	7	-	-

x Not available.

^{1/} Includes employees paid for less than the full workweek.

^{2/} See General Description on last page for changes from the 1939 Census of Business in the coverage of Service Trades.

GENERAL DESCRIPTION OF PRELIMINARY RELEASES FOR THE 1948 CENSUS OF BUSINESS

This series of releases, of which one is planned for each county in the United States, presents preliminary results of the 1948 Census of Business. The information is based on reports submitted by business establishments for that Census. The figures shown are preliminary, and are subject to revision in the final Census publications, but the changes are expected to be relatively minor with respect to coverage. The final Census figures will be issued in a series of Business Census bulletins which will show additional detailed kind-of-business information for all places where there are a sufficient number of establishments.

The 1948 Census of Business was taken under the provision of the Act of June 19, 1948, which provides that the Business Census be taken for 1948 and for each fifth year thereafter. Previous Business Censuses were taken for the years 1929, 1933, 1935, and 1939.

Scope of the Census.—The 1948 Census of Business covered all establishments in the following trades, as defined by the Standard Industrial Classification Manual, May 1949 issue, of the Executive Office of the President: all retail trades; all wholesale trades; all service trades in the following four groups—personal services, business services, automobile repairs and services, and miscellaneous repair services; hotels; tourist courts and camps; and amusements, including motion picture theaters. Some important services not covered are radio broadcasting and television, medical and health, legal, educational, nonprofit, accounting, and domestic services.

This coverage is similar to that of the 1939 Business Census. However, "custom trades" and "services incidental to transportation," which are no longer included in the standard classification of the service trades, are not covered by the 1948 Census. In a number of localities, these exclusions as well as other changes in the standard classification may have a considerable effect in comparing

1948 with 1939 data, particularly with respect to establishment count.

Establishment definition.—For Census purposes, a business establishment is defined to include only enterprises conducted from a recognizable place of business, provided that the annual sales were in excess of \$5,000 for a wholesale trade establishment and \$500 for establishments in other trades. A detailed analysis of coverage will be provided in future Census of Business publications.

"Number of establishments" is the number of separate business locations, rather than the number of business companies or organizations, since the Census figures represent information reported separately for each business location or establishment. The establishment count reflects the number of places in business at the end of 1948 excluding administrative and executive offices of multiunit organizations, and "chain store" warehouses.

Sales and receipts.—"1948 sales and receipts" represents sales of merchandise and receipts from repairs and other services to customers. The figures reflect deductions for returned goods and allowances, but not for trade-in allowances; they exclude sales and excise taxes collected from customers and paid directly to any taxing agency.

Proprietors.—"Active proprietors..." represents owners and partners of unincorporated businesses who devoted the major portion of their time to the business in November 1948.

Employment.—"Number of paid employees..." represents all employees on the pay roll for the pay period ending nearest November 15, 1948. "Full workweek" employees, whether regular or seasonal, are those who in the November 15 pay period were paid for working at least the number of hours typically worked in a week by employees of the reporting establishment.

1948 CENSUS OF BUSINESS

RETAIL, WHOLESALE, SERVICE TRADES

U. S. DEPARTMENT OF COMMERCE
BUREAU OF THE CENSUS

PRELIMINARY

For Release May 15, 1950

Release Series BC-1P- 04-004

BUTTE COUNTY, CALIF.

Retail, wholesale, and service establishments located in Butte County, California, showed a substantial expansion in dollar volume of trade from 1939 to 1948 according to preliminary figures from the 1948 Census of Business released today by the Bureau of the Census, U. S. Department of Commerce.

Retail sales in the county during 1948 aggregated \$72.1 million, an increase of 288 percent over the \$18.6 million in 1939, when the preceding Census of Business was taken. Wholesale sales in the county reached a total of \$28.8 million in 1948 as compared with \$5.2 million in 1939. The service trades included in the Census of Business recorded receipts totaling \$3.4 million in 1948 compared with \$0.8 million in 1939.

Employment in the county also rose over the 9-year period between 1939 and 1948 for the above trades. Establishments in these trades reported a combined total of 3,880 paid employees for the workweek ended nearest November 15, 1948. This compared with a total of 2,034 employees reported for the week of November 15, 1939.

These preliminary figures have been derived from a Census report on Butte County, California, which also includes data for the cities of Chico and Oroville. Final figures, superseding the preliminary data for Butte County, will be included in a Bulletin for the State of California to be issued in several months. Similar data will be made available this year in preliminary and final form for each of the counties and States. A single copy of the preliminary release for Butte County as well as an order blank for other area releases may be obtained by writing to the Bureau of the Census, Washington 25, D. C.

Table 1.—CENSUS OF BUSINESS PRELIMINARY RESULTS FOR 1948, BY TRADE GROUP

BUTTE COUNTY, CALIF.

Trade group and kind of business	Number of establishments	1948 sales and receipts (Thousand dollars)	Active proprietors of unincorporated businesses Nov. 1948	Paid employees, workweek ended nearest Nov. 15, 1948	
				Total employees ¹	Full workweek employees
RETAIL TRADE, total	863	72,094	909	2,968	2,462
Food group.....	170	19,446	190	470	360
Eating and drinking places.....	175	5,302	183	596	471
General merchandise group, general stores....	31	6,187	25	418	315
Apparel group.....	66	3,188	60	131	101
Furniture-home furnishings-appliance group...	42	2,568	43	114	107
Automotive group.....	66	12,356	74	404	385
Gasoline service stations.....	99	3,275	113	126	89
Lumber-building-hardware group.....	70	11,428	68	384	365
Drug and proprietary stores.....	22	1,834	26	93	69
All other retail stores.....	122	6,510	127	232	200
WHOLESALE TRADE, total	83	28,781	57	464	x
Merchant wholesalers.....	48	12,646	32	278	x
Petroleum bulk plants, terminals.....	22	6,779	19	74	x
Other types of wholesale.....	13	9,356	6	112	x
SELECTED SERVICE TRADES,^{2/} total	256	3,364	269	448	407
Personal services.....	128	1,796	131	334	312
Business services.....	12	113	12	15	9
Automotive repairs and services.....	61	807	64	47	44
Other repair services.....	55	648	62	52	42
HOTELS	12	999	7	171	153
TOURIST COURTS AND CAMPS	39	290	39	22	17

x Not available.

^{1/} Includes employees for less than the full workweek.

^{2/} See General Description on last page for changes from the 1939 Census of Business in the coverage of Service Trades.

Table 2.—CENSUS OF BUSINESS PRELIMINARY RESULTS FOR 1948 FOR CITIES OF 2,500 INHABITANTS OR MORE

BUTTE COUNTY, CALIF.

(Data omitted for trade groups where necessary to avoid disclosure)

City and trade group ¹	Number of establishments	1948 sales and receipts (Thousand dollars)	Active proprietors of unincorporated businesses: Nov. 1948	Paid employees, workweek ended nearest Nov. 15, 1948	
				Total employees ²	Full workweek employees
Chico:					
Retail trade.....	283	30,305	289	1,351	1,136
Wholesale trade.....	42	9,219	28	199	x
Selected service trades.....	70	1,369	83	225	203
Tourist courts and camps.....	Included with "Remainder of county"				
Oroville:					
Retail trade.....	157	18,160	165	815	692
Wholesale trade.....	9	2,124	4	34	x
Selected service trades.....	39	614	36	93	91
Tourist courts and camps.....	8	67	8	1	1
Remainder of county:^{3/}					
Retail trade.....	423	23,629	455	802	634
Wholesale trade.....	32	17,438	25	231	x
Selected service trades.....	138	1,381	150	130	113
Tourist courts and camps.....	31	223	31	21	16

x Not available.

1/ See General Description on this page for changes from the 1939 Census of Business in the coverage of Service Trades.

2/ Includes employees paid for less than the full workweek.

3/ Except as indicated above, includes figures for establishments, other than wholesale, not located in cities of 2,500 inhabitants or more, and wholesale establishments not located in cities of 5,000 inhabitants or more.

GENERAL DESCRIPTION OF PRELIMINARY RELEASES FOR THE 1948 CENSUS OF BUSINESS

This series of releases, of which one is planned for each county in the United States, presents preliminary results of the 1948 Census of Business. The information is based on reports submitted by business establishments for that Census. The figures shown are preliminary, and are subject to revision in the final Census publications, but the changes are expected to be relatively minor with respect to coverage. The final Census figures will be issued in a series of Business Census bulletins which will show additional detailed kind-of-business information for all places where there are a sufficient number of establishments.

The 1948 Census of Business was taken under the provision of the Act of June 19, 1948, which provides that the Business Census be taken for 1948 and for each fifth year thereafter. Previous Business Censuses were taken for the years 1929, 1933, 1935, and 1939.

Scope of the Census.—The 1948 Census of Business covered all establishments in the following trades, as defined by the Standard Industrial Classification Manual, May 1949 issue, of the Executive Office of the President: all retail trades; all wholesale trades; all service trades in the following four groups—personal services, business services, automobile repairs and services, and miscellaneous repair services; hotels; tourist courts and camps; and amusements, including motion picture theaters. Some important services not covered are radio broadcasting and television, medical and health, legal, educational, nonprofit, accounting, and domestic services.

This coverage is similar to that of the 1939 Business Census. However, "custom trades" and "services incidental to transportation," which are no longer included in the standard classification of the service trades, are not covered by the 1948 Census. In a number of localities, these exclusions as well as

other changes in the standard classification may have a considerable effect in comparing 1948 with 1939 data, particularly with respect to establishment count.

Establishment definition.—For Census purposes, a business establishment is defined to include only enterprises conducted from a recognizable place of business, provided that the annual sales were in excess of \$5,000 for a wholesale trade establishment and \$500 for establishments in other trades. A detailed analysis of coverage will be provided in future Census of Business publications.

"Number of establishments" is the number of separate business locations, rather than the number of business companies or organizations, since the Census figures represent information reported separately for each business location or establishment. The establishment count reflects the number of places in business at the end of 1948 excluding administrative and executive offices of multiunit organizations, and "chain store" warehouses.

Sales and receipts.—"1948 sales and receipts" represents sales of merchandise and receipts from repairs and other services to customers. The figures reflect deductions for returned goods and allowances, but not for trade-in allowances; they exclude sales and excise taxes collected from customers and paid directly to any taxing agency.

Proprietors.—"Active proprietors..." represents owners and partners of unincorporated businesses who devoted the major portion of their time to the business in November 1948.

Employment.—"Number of paid employees..." represents all employees on the pay roll for the pay period ending nearest November 15, 1948. "Full workweek" employees, whether regular or seasonal, are those who in the November 15 pay period were paid for working at least the number of hours typically worked in a week by employees of the reporting establishment.

1948 CENSUS OF BUSINESS

RETAIL, WHOLESALE, SERVICE TRADES

U. S. DEPARTMENT OF COMMERCE
BUREAU OF THE CENSUS

PRELIMINARY

For Release May 15, 1950

Release Series BC-1P-04-005

CALAVERAS COUNTY, CALIF.

Retail, wholesale, and service establishments located in Calaveras County, California, showed a substantial expansion in dollar volume of trade from 1939 to 1948 according to preliminary figures from the 1948 Census of Business released today by the Bureau of the Census, U. S. Department of Commerce.

Retail sales in the county during 1948 aggregated \$6.1 million, an increase of 118 percent over the \$2.8 million in 1939, when the preceding Census of Business was taken. Wholesale sales in the county reached a total of \$1.1 million in 1948 as compared with \$0.6 million in 1939. The service trades included in the Census of Business recorded receipts totaling \$274,000 in 1948 compared with \$67,000 in 1939.

Employment in the county also rose over the 9-year period between 1939 and 1948 for the above trades. Establishments in these trades reported a combined total of 269 paid employees for the workweek ended nearest November 15, 1948. This compared with a total of 251 employees reported for the week of November 15, 1939.

These preliminary figures have been derived from a Census report on Calaveras County, California. Final figures, superseding the preliminary data for Calaveras County, will be included in a Bulletin for the State of California to be issued in several months. Similar data will be made available this year in preliminary and final form for each of the counties and States. A single copy of the preliminary release for Calaveras County as well as an order blank for other area releases may be obtained by writing to the Bureau of the Census, Washington 25, D. C.

Table 1.—CENSUS OF BUSINESS PRELIMINARY RESULTS FOR 1948, BY TRADE GROUP

CALAVERAS COUNTY, CALIF.

Trade group and kind of business	Number of establishments	1948 sales and receipts (Thousand dollars)	Active proprietors of unincorporated businesses Nov. 1948	Paid employees, workweek ended nearest Nov. 15, 1948	
				Total employees ¹	Full workweek employees
RETAIL TRADE, total.....	139	6,104	174	226	193
Food group.....	34	2,083	36	39	35
Eating and drinking places.....	40	924	53	81	69
Gasoline service stations.....	19	430	23	12	9
All other retail stores.....	46	2,667	62	94	80
WHOLESALE TRADE.....	12	1,139	15	28	x
SELECTED SERVICE TRADES ^{2/}	25	274	27	15	15
HOTELS.....	5	105	9	8	8
TOURIST COURTS AND CAMPS.....	6	26	7	1	1

x Not available.

^{1/} Includes employees paid for less than the full workweek.

^{2/} See General Description on last page for changes from the 1939 Census of Business in the coverage of Service Trades.

GENERAL DESCRIPTION OF PRELIMINARY RELEASES FOR THE 1948 CENSUS OF BUSINESS

This series of releases, of which one is planned for each county in the United States, presents preliminary results of the 1948 Census of Business. The information is based on reports submitted by business establishments for that Census. The figures shown are preliminary, and are subject to revision in the final Census publications, but the changes are expected to be relatively minor with respect to coverage. The final Census figures will be issued in a series of Business Census bulletins which will show additional detailed kind-of-business information for all places where there are a sufficient number of establishments.

The 1948 Census of Business was taken under the provision of the Act of June 19, 1948, which provides that the Business Census be taken for 1948 and for each fifth year thereafter. Previous Business Censuses were taken for the years 1929, 1933, 1935, and 1939.

Scope of the Census.—The 1948 Census of Business covered all establishments in the following trades, as defined by the Standard Industrial Classification Manual, May 1949 issue, of the Executive Office of the President: all retail trades; all wholesale trades; all service trades in the following four groups—personal services, business services, automobile repairs and services, and miscellaneous repair services; hotels; tourist courts and camps; and amusements, including motion picture theaters. Some important services not covered are radio broadcasting and television, medical and health, legal, educational, nonprofit, accounting, and domestic services.

This coverage is similar to that of the 1939 Business Census. However, "custom trades" and "services incidental to transportation," which are no longer included in the standard classification of the service trades, are not covered by the 1948 Census. In a number of localities, these exclusions as well as other changes in the standard classification may have a considerable effect in comparing

1948 with 1939 data, particularly with respect to establishment count.

Establishment definition.—For Census purposes, a business establishment is defined to include only enterprises conducted from a recognizable place of business, provided that the annual sales were in excess of \$5,000 for a wholesale trade establishment and \$500 for establishments in other trades. A detailed analysis of coverage will be provided in future Census of Business publications.

"Number of establishments" is the number of separate business locations, rather than the number of business companies or organizations, since the Census figures represent information reported separately for each business location or establishment. The establishment count reflects the number of places in business at the end of 1948 excluding administrative and executive offices of multiunit organizations, and "chain store" warehouses.

Sales and receipts.—"1948 sales and receipts" represents sales of merchandise and receipts from repairs and other services to customers. The figures reflect deductions for returned goods and allowances, but not for trade-in allowances; they exclude sales and excise taxes collected from customers and paid directly to any taxing agency.

Proprietors.—"Active proprietors..." represents owners and partners of unincorporated businesses who devoted the major portion of their time to the business in November 1948.

Employment.—"Number of paid employees..." represents all employees on the pay roll for the pay period ending nearest November 15, 1948. "Full workweek" employees, whether regular or seasonal, are those who in the November 15 pay period were paid for working at least the number of hours typically worked in a week by employees of the reporting establishment.

1948 CENSUS OF BUSINESS

RETAIL, WHOLESALE, SERVICE TRADES

U. S. DEPARTMENT OF COMMERCE
BUREAU OF THE CENSUS

PRELIMINARY

For Release May 15, 1950

Release Series BC-1P-04-006

COLUSA COUNTY, CALIF.

Retail, wholesale, and service establishments located in Colusa County, California, showed a substantial expansion in dollar volume of trade from 1939 to 1948 according to preliminary figures from the 1948 Census of Business released today by the Bureau of the Census, U. S. Department of Commerce.

Retail sales in the county during 1948 aggregated \$14.7 million, an increase of 259 percent over the \$4.1 million in 1939, when the preceding Census of Business was taken. Wholesale sales in the county reached a total of \$6.3 million in 1948 as compared with \$0.9 million in 1939. The service trades included in the Census of Business recorded receipts totaling \$517,000 in 1948 compared with \$186,000 in 1939.

Employment in the county also rose over the 9-year period between 1939 and 1948 for the above trades. Establishments in these trades reported a combined total of 672 paid employees for the workweek ended nearest November 15, 1948. This compared with a total of 422 employees reported for the week of November 15, 1939.

These preliminary figures have been derived from a Census report on Colusa County, California. Final figures, superseding the preliminary data for Colusa County, will be included in a Bulletin for the State of California to be issued in several months. Similar data will be made available this year in preliminary and final form for each of the counties and States. A single copy of the preliminary release for Colusa County as well as an order blank for other area releases may be obtained by writing to the Bureau of the Census, Washington 25, D. C.

Table 1.—CENSUS OF BUSINESS PRELIMINARY RESULTS FOR 1948, BY TRADE GROUP
COLUSA COUNTY, CALIF.

Trade group and kind of business	Number of establishments	1948 sales and receipts (Thousand dollars)	Active proprietors of unincorporated businesses Nov. 1948	Paid employees, workweek ended nearest Nov. 15, 1948	
				Total employees ¹	Full workweek employees
RETAIL TRADE, total.....	186	14,689	208	578	494
Food group.....	31	2,984	38	57	38
Eating and drinking places.....	47	1,440	58	152	131
Gen'l merchandise grp, general stores...	9	889	7	49	39
Apparel group.....	5	178	5	4	2
Furniture-home furnishgs-appliance grp.	6	262	7	10	10
Automotive group.....	13	1,511	16	38	33
Gasoline service stations.....	26	1,056	25	31	27
Lumber-building-hardware group.....	23	5,272	24	187	178
Drug and proprietary stores.....	6	433	9	24	17
All other retail stores.....	20	664	19	26	19
WHOLESALE TRADE, total.....	25	6,267	19	36	x
Merchant wholesalers.....	7	360	6	7	x
Other types of wholesale.....	18	5,907	13	29	x
SELECTED SERVICE TRADES, ² /total.....	46	517	52	58	51
Personal services.....	32	323	36	45	39
All other service trades.....	14	194	16	13	12

x Not available.

¹/ Includes employees paid for less than the full workweek.

²/ See General Description on this page for changes from the 1939 Census of Business in the coverage of Service Trades.

GENERAL DESCRIPTION OF PRELIMINARY RELEASES FOR THE 1948 CENSUS OF BUSINESS

This series of releases, of which one is planned for each county in the United States, presents preliminary results of the 1948 Census of Business. The information is based on reports submitted by business establishments for that Census. The figures shown are preliminary, and are subject to revision in the final Census publications, but the changes are expected to be relatively minor with respect to coverage. The final Census figures will be issued in a series of Business Census bulletins which will show additional detailed kind-of-business information for all places where there are a sufficient number of establishments.

The 1948 Census of Business was taken under the provision of the Act of June 19, 1948, which provides that the Business Census be taken for 1948 and for each fifth year thereafter. Previous Business Censuses were taken for the years 1929, 1933, 1935, and 1939.

Scope of the Census.—The 1948 Census of Business covered all establishments in the following trades, as defined by the Standard Industrial Classification Manual, May 1949 issue, of the Executive Office of the President: all retail trades; all wholesale trades; all service trades in the following four groups—personal services, business services, automobile repairs and services, and miscellaneous repair services; hotels; tourist courts and camps; and amusements, including motion picture theaters. Some important services not covered are radio broadcasting and television, medical and health, legal, educational, nonprofit, accounting, and domestic services.

This coverage is similar to that of the 1939 Business Census. However, "custom trades" and "services incidental to transportation," which are no longer included in the standard classification of the service trades, are not covered by the 1948 Census. In a number of localities, these exclusions as well as

other changes in the standard classification may have a considerable effect in comparing 1948 with 1939 data, particularly with respect to establishment count.

Establishment definition.—For Census purposes, a business establishment is defined to include only enterprises conducted from a recognizable place of business, provided that the annual sales were in excess of \$5,000 for a wholesale trade establishment and \$500 for establishments in other trades. A detailed analysis of coverage will be provided in future Censuses of Business publications.

"Number of establishments" is the number of separate business locations, rather than the number of business companies or organizations, since the Census figures represent information reported separately for each business location or establishment. The establishment count reflects the number of places in business at the end of 1948 excluding administrative and executive offices of multinational organizations, and "chain store" warehouses.

Sales and receipts.—"1948 sales and receipts" represents sales of merchandise and receipts from repairs and other services to customers. The figures reflect deductions for returned goods and allowances, but not for trade-in allowances; they exclude sales and excise taxes collected from customers and paid directly to any taxing agency.

Proprietors.—"Active proprietors..." represents owners and partners of unincorporated businesses who devoted the major portion of their time to the business in November 1948.

Employment.—"Number of paid employees..." represents all employees on the pay roll for the pay period ending nearest November 15, 1948. "Full workweek" employees, whether regular or seasonal, are those who in the November 15 pay period were paid for working at least the number of hours typically worked in a week by employees of the reporting establishment.

1948 CENSUS OF BUSINESS

RETAIL, WHOLESALE, SERVICE TRADES

U. S. DEPARTMENT OF COMMERCE
BUREAU OF THE CENSUS

PRELIMINARY

For Release May 22, 1950

Release Series BC-1P-04-007

CONTRA COSTA COUNTY, CALIF.

Retail, wholesale, and service establishments located in Contra Costa County, California, showed a substantial expansion in dollar volume of trade from 1939 to 1948 according to preliminary figures from the 1948 Census of Business released today by the Bureau of the Census, U. S. Department of Commerce.

Retail sales in the county during 1948 aggregated \$191.9 million, an increase of 458 percent over the \$34.4 million in 1939, when the preceding Census of Business was taken. Wholesale sales in the county reached a total of \$72.7 million in 1948 as compared with \$14.5 million in 1939. The service trades included in the Census of Business recorded receipts totaling \$10.2 million in 1948 compared with \$1.7 million in 1939.

Employment in the county also rose over the 9-year period between 1939 and 1948 for the above trades. Establishments in these trades reported a combined total of 9,656 paid employees for the workweek ended nearest November 15, 1948. This compared with a total of 3,464 employees reported for the week of November 15, 1939.

These preliminary figures have been derived from a Census report on Contra Costa County, California, which also includes data for the cities of Antioch, El Cerrito, Martinez, Pittsburg, and Richmond. Final figures, superseding the preliminary data for Contra Costa County, will be included in a Bulletin for the State of California to be issued in several months. Similar data will be made available this year in preliminary and final form for each of the counties and States. A single copy of the preliminary release for Contra Costa County as well as an order blank for other area releases may be obtained by writing to the Bureau of the Census, Washington 25, D. C.

91701

Table 1.—CENSUS OF BUSINESS PRELIMINARY RESULTS FOR 1948, BY TRADE GROUP
CONTRA COSTA COUNTY, CALIF.

Trade group and kind of business	Number of establishments	1948 sales and receipts (Thousand dollars)	Active proprietors of unincorporated businesses Nov. 1948	Paid employees, workweek ended nearest Nov. 15, 1948	
				Total employees ¹	Full workweek employees
RETAIL TRADE, total.....	2,627	191,854	2,989	7,450	6,136
Food group.....	625	67,613	730	1,441	1,157
Eating and drinking places.....	681	18,982	823	1,841	1,496
General merchandise grp, general stores.....	86	11,211	77	738	509
Apparel group.....	191	9,840	208	366	283
Furniture-home furnishings-appliance grp.....	141	11,729	154	575	532
Automotive group.....	130	26,665	141	803	781
Gasoline service stations.....	263	12,449	302	460	365
Lumber-building-hardware group.....	124	13,477	131	512	458
Drug and proprietary stores.....	71	6,067	77	295	213
All other retail stores.....	315	13,821	346	419	342
WHOLESALE TRADE, total.....	129	72,674	120	1,056	x
Merchant wholesalers, total.....	84	24,184	98	539	x
Groceries, foods.....	17	6,249	20	136	x
Mach'y, equip't, industrial supplies..	8	6,973	10	61	x
Automotive parts, accessories.....	19	1,499	22	65	x
All other merchant wholesalers.....	40	9,463	46	277	x
Manufact'rs' sales branches, offices...	7	19,062	1	131	x
Petroleum bulk plants, terminals.....	29	25,145	14	232	x
Other types of wholesale.....	9	4,283	7	154	x
SELECTED SERVICE TRADES, ^{2/} total.....	836	10,184	944	1,150	1,054
Personal services.....	513	5,662	556	791	722
All other service trades.....	323	4,522	388	359	332
HOTELS.....	38	826	39	97	79
TOURIST COURTS AND CAMPS.....	39	447	51	35	21
AMUSEMENTS.....	92	3,684	76	584	x

x Not available.

^{1/} Includes employees paid for less than the full workweek.

^{2/} See General Description on last page for changes from the 1939 Census of Business in the coverage of Service Trades.

Table 2.—CENSUS OF BUSINESS PRELIMINARY RESULTS FOR 1948 FOR CITIES OF 2,500 INHABITANTS OR MORE

CONTRA COSTA COUNTY, CALIF.

(Data omitted for trade groups where necessary to avoid disclosure)

City and trade group ¹	Number of establishments	1948 sales and receipts (Thousand dollars)	Active proprietors of unincorporated businesses Nov. 1948	Paid employees, workweek ended nearest Nov. 15, 1948	
				Total employees ²	Full workweek employees
Antioch:					
Retail trade.....	152	9,864	181	358	272
Wholesale trade.....	6	698	6	13	x
Selected service trades....	34	396	42	61	55
El Cerrito:					
Retail trade.....	152	11,019	167	443	348
Wholesale trade.....	10	2,569	16	74	x
Selected service trades....	52	732	50	70	55
Martinez:					
Retail trade.....	166	12,132	170	477	366
Wholesale trade.....	8	2,224	9	36	x
Selected service trades....	40	610	41	95	87
Pittsburg:					
Retail trade.....	277	17,878	322	854	681
Wholesale trade.....	11	5,271	5	129	x
Selected service trades....	76	691	80	76	65
Amusements.....	13	576	11	87	x
Richmond:					
Retail trade.....	748	70,110	852	2,685	2,314
Wholesale trade.....	34	43,410	19	434	x
Selected service trades....	287	4,027	327	458	427
Hotels.....	13	127	10	11	11
Tourist courts and camps...	6	88	4	14	4
Remainder of county: ^{3/}					
Retail trade.....	1,132	70,851	1,297	2,633	2,155
Wholesale trade.....	60	18,502	65	370	x
Selected service trades....	347	3,728	404	390	365
Hotels.....	13	271	20	34	31
Tourist courts and camps...	27	261	38	14	11
Amusements.....	50	1,237	47	192	x

x Not available.

^{1/} See General Description on last page for changes from the 1939 Census of Business in the coverage of Service Trades.^{2/} Includes employees paid for less than the full workweek.^{3/} Includes figures for establishments, other than wholesale, not located in cities of 2,500 inhabitants or more, and wholesale establishments not located in cities of 5,000 inhabitants or more.

GENERAL DESCRIPTION OF PRELIMINARY RELEASES FOR THE 1948 CENSUS OF BUSINESS

This series of releases, of which one is planned for each county in the United States, presents preliminary results of the 1948 Census of Business. The information is based on reports submitted by business establishments for that Census. The figures shown are preliminary, and are subject to revision in the final Census publications, but the changes are expected to be relatively minor with respect to coverage. The final Census figures will be issued in a series of Business Census bulletins which will show additional detailed kind-of-business information for all places where there are a sufficient number of establishments.

The 1948 Census of Business was taken under the provision of the Act of June 19, 1948, which provides that the Business Census be taken for 1948 and for each fifth year thereafter. Previous Business Censuses were taken for the years 1929, 1933, 1935, and 1939.

Scope of the Census.—The 1948 Census of Business covered all establishments in the following trades, as defined by the Standard Industrial Classification Manual, May 1949 issue, of the Executive Office of the President: all retail trades; all wholesale trades; all service trades in the following four groups—personal services, business services, automobile repairs and services, and miscellaneous repair services; hotels; tourist courts and camps; and amusements, including motion picture theaters. Some important services not covered are radio broadcasting and television, medical and health, legal, educational, nonprofit, accounting, and domestic services.

This coverage is similar to that of the 1939 Business Census. However, "custom trades" and "services incidental to transportation," which are no longer included in the standard classification of the service trades, are not covered by the 1948 Census. In a number of localities, these exclusions as well as other changes in the standard classification may have a considerable effect in comparing

1948 with 1939 data, particularly with respect to establishment count.

Establishment definition.—For Census purposes, a business establishment is defined to include only enterprises conducted from a recognizable place of business, provided that the annual sales were in excess of \$5,000 for a wholesale trade establishment and \$500 for establishments in other trades. A detailed analysis of coverage will be provided in future Census of Business publications.

"Number of establishments" is the number of separate business locations, rather than the number of business companies or organizations, since the Census figures represent information reported separately for each business location or establishment. The establishment count reflects the number of places in business at the end of 1948 excluding administrative and executive offices of multiunit organizations, and "chain store" warehouses.

Sales and receipts.—"1948 sales and receipts" represents sales of merchandise and receipts from repairs and other services to customers. The figures reflect deductions for returned goods and allowances, but not for trade-in allowances; they exclude sales and excise taxes collected from customers and paid directly to any taxing agency.

Proprietors.—"Active proprietors..." represents owners and partners of unincorporated businesses who devoted the major portion of their time to the business in November 1948.

Employment.—"Number of paid employees..." represents all employees on the pay roll for the pay period ending nearest November 15, 1948. "Full workweek" employees, whether regular or seasonal, are those who in the November 15 pay period were paid for working at least the number of hours typically worked in a week by employees of the reporting establishment.

1948 CENSUS OF BUSINESS

RETAIL, WHOLESALE, SERVICE TRADES

U. S. DEPARTMENT OF COMMERCE
BUREAU OF THE CENSUS

PRELIMINARY

For Release May 8, 1950

Release Series BC-1P-04-008

DEL NORTE COUNTY, CALIF.

Retail, wholesale, and service establishments located in Del Norte County, California, showed a substantial expansion in dollar volume of trade from 1939 to 1948 according to preliminary figures from the 1948 Census of Business released today by the Bureau of the Census, U. S. Department of Commerce.

Retail sales in the county during 1948 aggregated \$8.1 million, an increase of 326 percent over the \$1.9 million in 1939, when the preceding Census of Business was taken. Wholesale sales in the county reached a total of \$3.5 million in 1948 as compared with \$0.5 million in 1939. The service trades included in the Census of Business recorded receipts totaling \$428,000 in 1948 compared with \$89,000 in 1939.

Employment in the county also rose over the 9-year period between 1939 and 1948 for the above trades. Establishments in these trades reported a combined total of 477 paid employees for the workweek ended nearest November 15, 1948. This compared with a total of 185 employees reported for the week of November 15, 1939.

These preliminary figures have been derived from a Census report on Del Norte County, California. Final figures, superseding the preliminary data for Del Norte County, will be included in a Bulletin for the State of California to be issued in several months. Similar data will be made available this year in preliminary and final form for each of the counties and States. A single copy of the preliminary release for Del Norte County as well as an order blank for other area releases may be obtained by writing to the Bureau of the Census, Washington 25, D. C.

Table 1.—CENSUS OF BUSINESS PRELIMINARY RESULTS FOR 1948, BY TRADE GROUP
DEL NORTE COUNTY, CALIF.

Trade group and kind of business	Number of establishments	1948 sales and receipts (Thousand dollars)	Active proprietors of unincorporated businesses Nov. 1948	Paid employees, workweek ended nearest Nov. 15, 1948	
				Total employees ¹	Full workweek employees
RETAIL TRADE, total.....	152	8,084	152	362	304
Food group.....	24	2,197	30	43	37
Eating and drinking places.....	47	1,446	49	161	121
General merchandise grp, general stores.....	9	517	9	24	22
Apparel group.....	7	380	7	13	12
Furniture-home furnishgs-appliance grp.....	7	281	6	9	8
Automotive group.....	8	912	7	48	44
Gasoline service stations.....	19	821	18	23	19
Lumber-building-hardware group.....	12	799	8	23	23
All other retail stores.....	19	731	18	18	18
WHOLESALE TRADE.....	19	3,466	19	66	x
SELECTED SERVICE TRADES, ^{2/} total.....	36	428	37	49	36
Personal services.....	22	224	21	32	20
All other service trades.....	14	204	16	17	16
TOURIST COURTS AND CAMPS.....	52	502	52	16	13
AMUSEMENTS.....	9	257	11	18	x

x Not available.

^{1/} Includes employees paid for less than the full workweek.

^{2/} See General Description on this page for changes from the 1939 Census of Business in the coverage of Service Trades.

GENERAL DESCRIPTION OF PRELIMINARY RELEASES FOR THE 1948 CENSUS OF BUSINESS

This series of releases, of which one is planned for each county in the United States, presents preliminary results of the 1948 Census of Business. The information is based on reports submitted by business establishments for that Census. The figures shown are preliminary, and are subject to revision in the final Census publications, but the changes are expected to be relatively minor with respect to coverage. The final Census figures will be issued in a series of Business Census bulletins which will show additional detailed kind-of-business information for all places where there are a sufficient number of establishments.

The 1948 Census of Business was taken under the provision of the Act of June 19, 1948, which provides that the Business Census be taken for 1948 and for each fifth year thereafter. Previous Business Censuses were taken for the years 1929, 1933, 1935, and 1939.

Scope of the Census.—The 1948 Census of Business covered all establishments in the following trades, as defined by the Standard Industrial Classification Manual, May 1949 issue, of the Executive Office of the President: all retail trades; all wholesale trades; all service trades in the following four groups—personal services, business services, automobile repairs and services, and miscellaneous repair services; hotels; tourist courts and camps; and amusements, including motion picture theaters. Some important services not covered are radio broadcasting and television, medical and health, legal, educational, nonprofit, accounting, and domestic services.

This coverage is similar to that of the 1939 Business Census. However, "custom trades" and "services incidental to transportation," which are no longer included in the standard classification of the service trades, are not covered by the 1948 Census. In a number of localities, these exclusions as well as

other changes in the standard classification may have a considerable effect in comparing 1948 with 1939 data, particularly with respect to establishment count.

Establishment definition.—For Census purposes, a business establishment is defined to include only enterprises conducted from a recognizable place of business, provided that the annual sales were in excess of \$5,000 for a wholesale trade establishment and \$500 for establishments in other trades. A detailed analysis of coverage will be provided in future Census of Business publications.

"Number of establishments" is the number of separate business locations, rather than the number of business companies or organizations, since the Census figures represent information reported separately for each business location or establishment. The establishment count reflects the number of places in business at the end of 1948 excluding administrative and executive offices of multiunit organizations, and "chain store" warehouses.

Sales and receipts.—"1948 sales and receipts" represents sales of merchandise and receipts from repairs and other services to customers. The figures reflect deductions for returned goods and allowances, but not for trade-in allowances; they exclude sales and excise taxes collected from customers and paid directly to any taxing agency.

Proprietors.—"Active proprietors..." represents owners and partners of unincorporated businesses who devoted the major portion of their time to the business in November 1948.

Employment.—"Number of paid employees..." represents all employees on the pay roll for the pay period ending nearest November 15, 1948. "Full workweek" employees, whether regular or seasonal, are those who in the November 15 pay period were paid for working at least the number of hours typically worked in a week by employees of the reporting establishment.

1948 CENSUS OF BUSINESS

RETAIL, WHOLESALE, SERVICE TRADES

U. S. DEPARTMENT OF COMMERCE
BUREAU OF THE CENSUS

PRELIMINARY

For Release May 15, 1950

Release Series BC-1P-04-009

EL DORADO COUNTY, CALIF.

Retail, wholesale, and service establishments located in El Dorado County, California, showed a substantial expansion in dollar volume of trade from 1939 to 1948 according to preliminary figures from the 1948 Census of Business released today by the Bureau of the Census, U. S. Department of Commerce.

Retail sales in the county during 1948 aggregated \$13.8 million, an increase of 200 percent over the \$4.6 million in 1939, when the preceding Census of Business was taken. Wholesale sales in the county reached a total of \$6.3 million in 1948 as compared with \$2.4 million in 1939. The service trades included in the Census of Business recorded receipts totaling \$604,000 in 1948 compared with \$163,000 in 1939.

Employment in the county also rose over the 9-year period between 1939 and 1948 for the above trades. Establishments in these trades reported a combined total of 669 paid employees for the workweek ended nearest November 15, 1948. This compared with a total of 439 employees reported for the week of November 15, 1939.

These preliminary figures have been derived from a Census report on El Dorado County, California, which also includes data for the city of Placerville. Final figures, superseding the preliminary data for El Dorado County, will be included in a Bulletin for the State of California to be issued in several months. Similar data will be made available this year in preliminary and final form for each of the counties and States. A single copy of the preliminary release for El Dorado County as well as an order blank for other area releases may be obtained by writing to the Bureau of the Census, Washington 25, D. C.

Table 1.—CENSUS OF BUSINESS PRELIMINARY RESULTS FOR 1948, BY TRADE GROUP

EL DORADO COUNTY, CALIF.

Trade group and kind of business	Number of establishments	1948 sales and receipts (Thousand dollars)	Active proprietors of unincorporated businesses Nov. 1948	Paid employees, workweek ended nearest Nov. 15, 1948	
				Total employees ¹	Full workweek employees
RETAIL TRADE, total.....	256	13,795	274	490	434
Food group.....	57	5,131	60	96	87
Eating and drinking places.....	71	1,765	80	164	146
General merchandise grp, general stores	8	396	9	24	18
Apparel group.....	17	790	18	28	24
Furniture-home furnishgs-appliance grp	12	562	14	12	10
Automotive group.....	15	2,054	17	74	73
Gasoline service stations.....	37	1,005	40	22	18
Lumber-building-hardware group.....	11	688	8	22	21
All other retail stores.....	28	1,404	28	48	37
WHOLESALE TRADE.....	16	6,335	11	123	x
SELECTED SERVICE TRADES, ² /total.....	61	604	67	56	46
Personal services.....	27	266	27	46	36
All other service trades.....	34	338	40	10	10
HOTELS.....	19	974	15	51	51
TOURIST COURTS AND CAMPS.....	68	495	72	5	5
AMUSEMENTS.....	13	224	12	22	x

x Not available.

¹/ Includes employees paid for less than the full workweek.

²/ See General Description on last page for changes from the 1939 Census of Business in the coverage of Service Trades.

Table 2.—CENSUS OF BUSINESS PRELIMINARY RESULTS FOR 1948 FOR CITIES OF 2,500 INHABITANTS OR MORE

EL DORADO COUNTY, CALIF.

(Data omitted for trade groups where necessary to avoid disclosure)

City and trade group ¹	Number of establishments	1948 sales and receipts (Thousand dollars)	Active proprietors of unincorporated businesses Nov. 1948	Paid employees, workweek ended nearest Nov. 15, 1948	
				Total employees ²	Full workweek employees
Placerville:					
Retail trade.....	95	8,742	89	353	315
Selected service trades..	26	292	28	49	39
Remainder of county:					
Retail trade.....	161	5,053	185	137	119
Selected service trades..	35	312	39	7	7

1/ See General Description on this page for changes for the 1939 Census of Business in the coverage of Service Trades.

2/ Includes employees paid for less than the full workweek.

GENERAL DESCRIPTION OF PRELIMINARY RELEASES FOR THE 1948 CENSUS OF BUSINESS

This series of releases, of which one is planned for each county in the United States, presents preliminary results of the 1948 Census of Business. The information is based on reports submitted by business establishments for that Census. The figures shown are preliminary, and are subject to revision in the final Census publications, but the changes are expected to be relatively minor with respect to coverage. The final Census figures will be issued in a series of Business Census bulletins which will show additional detailed kind-of-business information for all places where there are a sufficient number of establishments.

The 1948 Census of Business was taken under the provision of the Act of June 19, 1948, which provides that the Business Census be taken for 1948 and for each fifth year thereafter. Previous Business Censuses were taken for the years 1929, 1933, 1935, and 1939.

Scope of the Census.—The 1948 Census of Business covered all establishments in the following trades, as defined by the Standard Industrial Classification Manual, May 1949 issue, of the Executive Office of the President: all retail trades; all wholesale trades; all service trades in the following four groups—personal services, business services, automobile repairs and services, and miscellaneous repair services; hotels; tourist courts and camps; and amusements, including motion picture theaters. Some important services not covered are radio broadcasting and television, medical and health, legal, educational, nonprofit, accounting, and domestic services.

This coverage is similar to that of the 1939 Business Census. However, "custom trades" and "services incidental to transportation," which are no longer included in the standard classification of the service trades, are not covered by the 1948 Census. In a number of localities, these exclusions as well as

other changes in the standard classification may have a considerable effect in comparing 1948 with 1939 data, particularly with respect to establishment count.

Establishment definition.—For Census purposes, a business establishment is defined to include only enterprises conducted from a recognizable place of business, provided that the annual sales were in excess of \$5,000 for a wholesale trade establishment and \$500 for establishments in other trades. A detailed analysis of coverage will be provided in future Census of Business publications.

"Number of establishments" is the number of separate business locations, rather than the number of business companies or organizations, since the Census figures represent information reported separately for each business location or establishment. The establishment count reflects the number of places in business at the end of 1948 excluding administrative and executive offices of multiunit organizations, and "chain store" warehouses.

Sales and receipts.—"1948 sales and receipts" represents sales of merchandise and receipts from repairs and other services to customers. The figures reflect deductions for returned goods and allowances, but not for trade-in allowances; they exclude sales and excise taxes collected from customers and paid directly to any taxing agency.

Proprietors.—"Active proprietors..." represents owners and partners of unincorporated businesses who devoted the major portion of their time to the business in November 1948.

Employment.—"Number of paid employees..." represents all employees on the pay roll for the pay period ending nearest November 15, 1948. "Full workweek" employees, whether regular or seasonal, are those who in the November 15 pay period were paid for working at least the number of hours typically worked in a week by employees of the reporting establishment.

1948 CENSUS OF BUSINESS

RETAIL, WHOLESALE, SERVICE TRADES

U. S. DEPARTMENT OF COMMERCE
BUREAU OF THE CENSUS

PRELIMINARY

For Release May 22, 1950

Release Series BC-1P-04-010

FRESNO COUNTY, CALIF.

Retail, wholesale, and service establishments located in Fresno County, California, showed a substantial expansion in dollar volume of trade from 1939 to 1948 according to preliminary figures from the 1948 Census of Business released today by the Bureau of the Census, U. S. Department of Commerce.

Retail sales in the county during 1948 aggregated \$285.1 million, an increase of 264 percent over the \$78.4 million sales in 1939, when the preceding Census of Business was taken. Wholesale sales volume in the county showed a 293 percent rise over the same period, reaching a total of \$289.3 million in 1948 as compared with \$73.6 million in 1939. The service trades included in the Census of Business reported receipts totaling \$17.9 million in 1948 compared with \$4.8 million in 1939. Hotel receipts moved from \$1.2 million in 1939 to \$3.8 million in 1948. Amusement businesses in the county recorded receipts of \$4.5 million in 1948. No comparable figure for 1939 is available.

Employment in the county also rose over the 9-year period between 1939 and 1948 for the trades covered by the Census of Business. Retail trade establishments reported 12,254 paid employees for the workweek ended nearest November 15, 1948. Of these, 10,342 worked the full week, and the remainder part of the week. The comparable total and full workweek figures for 1939 were 7,780 and 6,118. Wholesale trade establishments reported a total of 7,579 full- and part-week employees for the week of November 15, 1948, compared with 3,914 for the same week in 1939. For the selected service trades, November 15, 1948, paid employees numbered 2,152; the comparable figure for 1939, adjusted for change in scope between the two Censuses, was 1,314.

These preliminary figures have been derived from a Census report on Fresno County, California. The report also contains data for the cities of Coalinga, Fresno, Reedley, Sanger, and Selma.

Final figures, superseding the preliminary data for Fresno County, will be included in a Bulletin for the State of California to be issued in several months. Similar data will be made available this year in preliminary and final form for each of the counties and States. A single copy of the preliminary release for Fresno County as well as an order blank for other area releases may be obtained by writing to the Bureau of the Census, Washington 25, D. C.

91701

Table 1.—CENSUS OF BUSINESS PRELIMINARY RESULTS FOR 1948, BY TRADE GROUP
FRESNO COUNTY, CALIF.

Trade group and kind of business	Number of establishments	1948 sales and receipts (Thousand dollars)	Active proprietors of unincorporated businesses Nov. 1948	Paid employees, workweek ended nearest Nov. 15, 1948	
				Total employees ¹	Full workweek employees
RETAIL TRADE, total.....	3,203	285,112	3,437	12,254	10,342
Food group.....	778	66,168	874	1,477	1,184
Eating and drinking places.....	678	20,754	791	2,398	2,028
General merchandise grp, general stores.	116	27,302	82	1,869	1,449
Apparel group.....	187	20,020	170	1,114	859
Furniture-home furnishgs-appliance grp.	197	16,295	216	780	723
Automotive group.....	180	45,016	181	1,370	1,326
Gasoline service stations.....	394	16,374	421	650	519
Lumber-building-hardware group.....	190	37,719	185	1,272	1,199
Drug and proprietary stores.....	77	8,442	76	515	400
All other retail stores.....	406	27,022	441	809	655
WHOLESALE TRADE, total.....	517	289,282	417	7,579	x
Merchant wholesalers, total.....	285	160,637	253	2,925	x
Groceries, foods.....	62	48,094	67	808	x
Hardware, elec'l, plum'g and heat'g..	28	17,087	13	354	x
Mach'y, equip't, industrial supplies..	50	8,299	45	236	x
Automotive parts, accessories.....	48	8,193	47	411	x
All other merchant wholesalers.....	97	78,964	81	1,116	x
Manufact'rs' sales branches, offices...	47	32,417	-	530	x
Petroleum bulk plants, terminals.....	85	26,378	72	393	x
Agents, brokers (merchandise).....	20	12,154	20	69	x
Assemblers of farm products.....	80	57,696	72	3,662	x
SELECTED SERVICE TRADES, ^{2/} total.....	1,108	17,865	1,185	2,152	1,897
Personal services.....	562	6,896	590	1,129	990
Business services.....	79	2,917	73	420	361
Automotive repairs and services.....	296	5,682	327	419	383
Other repair services.....	171	2,370	195	184	163
HOTELS.....	82	3,796	77	708	632
TOURIST COURTS AND CAMPS.....	46	873	48	105	80
AMUSEMENTS.....	91	4,537	73	620	x

x Not available.

^{1/} Includes employees paid for less than the full workweek.

^{2/} See General Description on last page for changes from the 1939 Census of Business in the coverage of Service Trades.

91701

Table 2.—CENSUS OF BUSINESS PRELIMINARY RESULTS FOR 1948 FOR CITIES OF 2,500 INHABITANTS OR MORE

FRESNO COUNTY, CALIF.

(Data omitted for trade groups where necessary to avoid disclosure)

City and trade group ¹	Number of establishments	1948 sales and receipts (Thousand dollars)	Active proprietors of unincorporated businesses Nov. 1948	Paid employees, workweek ended nearest Nov. 15, 1948	
				Total employees ²	Full workweek employees
Coalinga:					
Retail trade.....	84	7,277	90	327	272
Wholesale trade.....	16	2,109	15	32	x
Selected service trades....	38	581	42	58	45
Fresno:					
Retail trade.....	1,560	185,961	1,612	8,886	7,549
Wholesale trade.....	311	199,324	235	4,017	x
Selected service trades....	683	13,255	724	1,752	1,561
Hotels.....	57	2,876	58	537	473
Tourist courts and camps...	5	75	6	4	-
Amusements.....	37	3,097	24	424	x
Reedley:					
Retail trade.....	105	10,666	123	387	335
Selected service trades....	30	320	32	32	23
Sanger:					
Retail trade.....	110	8,451	131	329	269
Selected service trades....	21	203	23	12	12
Selma:					
Retail trade.....	113	9,458	133	323	259
Selected service trades....	27	373	36	66	45
Remainder of county: ^{3/}					
Retail trade.....	1,231	63,299	1,348	2,002	1,658
Wholesale trade.....	190	87,849	167	3,530	x
Selected service trades....	309	3,133	328	232	211
Tourist courts and camps...	37	756	37	96	80
Amusements.....	40	796	37	93	x

x Not available.

1/ See General Description on last page for changes from the 1939 Census of Business in the coverage of Service Trades.

2/ Includes employees paid for less than the full workweek.

3/ Includes figures for establishments, other than wholesale, not located in cities of 2,500 inhabitants or more, and wholesale establishments not located in cities of 5,000 inhabitants or more.

91701

GENERAL DESCRIPTION OF PRELIMINARY RELEASES FOR THE 1948 CENSUS OF BUSINESS

This series of releases, of which one is planned for each county in the United States, presents preliminary results of the 1948 Census of Business. The information is based on reports submitted by business establishments for that Census. The figures shown are preliminary, and are subject to revision in the final Census publications, but the changes are expected to be relatively minor with respect to coverage. The final Census figures will be issued in a series of Business Census bulletins which will show additional detailed kind-of-business information for all places where there are a sufficient number of establishments.

The 1948 Census of Business was taken under the provision of the Act of June 19, 1948, which provides that the Business Census be taken for 1948 and for each fifth year thereafter. Previous Business Censuses were taken for the years 1929, 1933, 1935, and 1939.

Scope of the Census.—The 1948 Census of Business covered all establishments in the following trades, as defined by the Standard Industrial Classification Manual, May 1949 issue, of the Executive Office of the President: all retail trades; all wholesale trades; all service trades in the following four groups—personal services, business services, automobile repairs and services, and miscellaneous repair services; hotels; tourist courts and camps; and amusements, including motion picture theaters. Some important services not covered are radio broadcasting and television, medical and health, legal, educational, nonprofit, accounting, and domestic services.

This coverage is similar to that of the 1939 Business Census. However, "custom trades" and "services incidental to transportation," which are no longer included in the standard classification of the service trades, are not covered by the 1948 Census. In a number of localities, these exclusions as well as other changes in the standard classification may have a considerable effect in comparing

1948 with 1939 data, particularly with respect to establishment count.

Establishment definition.—For Census purposes, a business establishment is defined to include only enterprises conducted from a recognizable place of business, provided that the annual sales were in excess of \$5,000 for a wholesale trade establishment and \$500 for establishments in other trades. A detailed analysis of coverage will be provided in future Census of Business publications.

"Number of establishments" is the number of separate business locations, rather than the number of business companies or organizations, since the Census figures represent information reported separately for each business location or establishment. The establishment count reflects the number of places in business at the end of 1948 excluding administrative and executive offices of multiunit organizations, and "chain store" warehouses.

Sales and receipts.—"1948 sales and receipts" represents sales of merchandise and receipts from repairs and other services to customers. The figures reflect deductions for returned goods and allowances, but not for trade-in allowances; they exclude sales and excise taxes collected from customers and paid directly to any taxing agency.

Proprietors.—"Active proprietors..." represents owners and partners of unincorporated businesses who devoted the major portion of their time to the business in November 1948.

Employment.—"Number of paid employees..." represents all employees on the pay roll for the pay period ending nearest November 15, 1948. "Full workweek" employees, whether regular or seasonal, are those who in the November 15 pay period were paid for working at least the number of hours typically worked in a week by employees of the reporting establishment.

1948 CENSUS OF BUSINESS

RETAIL, WHOLESALE, SERVICE TRADES

U. S. DEPARTMENT OF COMMERCE
BUREAU OF THE CENSUS

PRELIMINARY

For Release May 15, 1950

Release Series BC-LP-04-011

GLENN COUNTY, CALIF.

Retail, wholesale, and service establishments located in Glenn County, California, showed a substantial expansion in dollar volume of trade from 1939 to 1948 according to preliminary figures from the 1948 Census of Business released today by the Bureau of the Census, U. S. Department of Commerce.

Retail sales in the county during 1948 aggregated \$17.6 million, an increase of 252 percent over the \$5.0 million in 1939, when the preceding Census of Business was taken. Wholesale sales in the county reached a total of \$9.2 million in 1948 as compared with \$1.8 million in 1939. The service trades included in the Census of Business recorded receipts totaling \$506,000 in 1948 compared with \$158,000 in 1939.

Employment in the county also rose over the 9-year period between 1939 and 1948 for the above trades. Establishments in these trades reported a combined total of 892 paid employees for the workweek ended nearest November 15, 1948. This compared with a total of 731 employees reported for the week of November 15, 1939.

These preliminary figures have been derived from a Census report on Glenn County, California. Final figures, superseding the preliminary data for Glenn County, will be included in a Bulletin for the State of California to be issued in several months. Similar data will be made available this year in preliminary and final form for each of the counties and States. A single copy of the preliminary release for Glenn County as well as an order blank for other area releases may be obtained by writing to the Bureau of the Census, Washington 25, D. C.

Table 1.—CENSUS OF BUSINESS PRELIMINARY RESULTS FOR 1948, BY TRADE GROUP
GLENN COUNTY, CALIF.

Trade group and kind of business	Number of establishments	1948 sales and receipts (Thousand dollars)	Active proprietors of unincorporated businesses Nov. 1948	Paid employees, workweek ended nearest Nov. 15, 1948	
				Total employees ¹	Full workweek employees
RETAIL TRADE, total.....	209	17,621	238	705	598
Food group.....	30	3,491	41	69	56
Eating and drinking places.....	45	1,514	58	133	114
General merchandise grp, general stores	12	1,953	8	138	115
Apparel group.....	10	358	13	10	9
Furniture-home furnishgs-appliance grp	15	593	16	19	18
Automotive group.....	16	2,499	19	92	89
Gasoline service stations.....	19	936	25	31	23
Lumber-building-hardware group.....	24	3,002	21	96	82
Drug and proprietary stores.....	5	308	5	23	12
All other retail stores.....	33	2,967	32	94	80
WHOLESALE TRADE, total.....	26	9,233	24	129	x
Merchant wholesalers.....	11	2,624	10	48	x
Other types of wholesale.....	15	6,609	14	81	x
SELECTED SERVICE TRADES, ² /total.....	54	506	60	58	55
Personal services.....	28	289	32	48	46
All other service trades.....	26	217	28	10	9
TOURIST COURTS AND CAMPS.....	8	57	9	4	2

x Not available.

1/ Includes employees paid for less than the full workweek.

2/ See General Description on this page for changes from the 1939 Census of Business in the coverage of Service Trades.

GENERAL DESCRIPTION OF PRELIMINARY RELEASES FOR THE 1948 CENSUS OF BUSINESS

This series of releases, of which one is planned for each county in the United States, presents preliminary results of the 1948 Census of Business. The information is based on reports submitted by business establishments for that Census. The figures shown are preliminary, and are subject to revision in the final Census publications, but the changes are expected to be relatively minor with respect to coverage. The final Census figures will be issued in a series of Business Census bulletins which will show additional detailed kind-of-business information for all places where there are a sufficient number of establishments.

The 1948 Census of Business was taken under the provision of the Act of June 19, 1948, which provides that the Business Census be taken for 1948 and for each fifth year thereafter. Previous Business Censuses were taken for the years 1929, 1933, 1935, and 1939.

Scope of the Census.—The 1948 Census of Business covered all establishments in the following trades, as defined by the Standard Industrial Classification Manual, May 1949 issue, of the Executive Office of the President: all retail trades; all wholesale trades; all service trades in the following four groups—personal services, business services, automobile repairs and services, and miscellaneous repair services; hotels; tourist courts and camps; and amusements, including motion picture theaters. Some important services not covered are radio broadcasting and television, medical and health, legal, educational, nonprofit, accounting, and domestic services.

This coverage is similar to that of the 1939 Business Censuses. However, "custom trades" and "services incidental to transportation," which are no longer included in the standard classification of the service trades, are not covered by the 1948 Census. In a number of localities, these exclusions as well as

other changes in the standard classification may have a considerable effect in comparing 1948 with 1939 data, particularly with respect to establishment count.

Establishment definition.—For Census purposes, a business establishment is defined to include only enterprises conducted from a recognizable place of business, provided that the annual sales were in excess of \$5,000 for a wholesale trade establishment and \$500 for establishments in other trades. A detailed analysis of coverage will be provided in future Censuses of Business publications.

"Number of establishments" is the number of separate business locations, rather than the number of business companies or organizations, since the Census figures represent information reported separately for each business location or establishment. The establishment count reflects the number of places in business at the end of 1948 excluding administrative and executive offices of multiunit organizations, and "chain store" warehouses.

Sales and receipts.—"1948 sales and receipts" represents sales of merchandise and receipts from repairs and other services to customers. The figures reflect deductions for returned goods and allowances, but not for trade-in allowances; they exclude sales and excise taxes collected from customers and paid directly to any taxing agency.

Proprietors.—"Active proprietors..." represents owners and partners of unincorporated businesses who devoted the major portion of their time to the business in November 1948.

Employment.—"Number of paid employees..." represents all employees on the pay roll for the pay period ending nearest November 15, 1948. "Full workweek" employees, whether regular or seasonal, are those who in the November 15 pay period were paid for working at least the number of hours typically worked in a week by employees of the reporting establishment.

1948 CENSUS OF BUSINESS

RETAIL, WHOLESALE, SERVICE TRADES

U. S. DEPARTMENT OF COMMERCE
BUREAU OF THE CENSUS

PRELIMINARY

For Release May 15, 1950

Release Series BC-1P-04-012

HUMBOLDT COUNTY, CALIF.

Retail, wholesale, and service establishments located in Humboldt County, California, showed a substantial expansion in dollar volume of trade from 1939 to 1948 according to preliminary figures from the 1948 Census of Business released today by the Bureau of the Census, U. S. Department of Commerce.

Retail sales in the county during 1948 aggregated \$75.1 million, an increase of 283 percent over the \$19.6 million in 1939, when the preceding Census of Business was taken. Wholesale sales in the county reached a total of \$33.5 million in 1948 as compared with \$6.4 million in 1939. The service trades included in the Census of Business recorded receipts totaling \$4.1 million in 1948 compared with \$0.9 million in 1939.

Employment in the county also rose over the 9-year period between 1939 and 1948 for the above trades. Establishments in these trades reported a combined total of 4,086 paid employees for the workweek ended nearest November 15, 1948. This compared with a total of 2,203 employees reported for the week of November 15, 1939.

These preliminary figures have been derived from a Census report on Humboldt County, California, which also includes data for the city of Eureka. Final figures, superseding the preliminary data for Humboldt County, will be included in a Bulletin for the State of California to be issued in several months. Similar data will be made available this year in preliminary and final form for each of the counties and States. A single copy of the preliminary release for Humboldt County as well as an order blank for other area releases may be obtained by writing to the Bureau of the Census, Washington 25, D. C.

Table 1.—CENSUS OF BUSINESS PRELIMINARY RESULTS FOR 1948, BY TRADE GROUP

HUMBOLDT COUNTY, CALIF.

Trade group and kind of business	Number of establishments	1948 sales and receipts (Thousand dollars)	Active proprietors of unincorporated businesses Nov. 1948	Paid employees, workweek ended nearest Nov. 15, 1948	
				Total employees ¹	Full workweek employees
RETAIL TRADE, total.....	837	75,128	989	3,005	2,475
Food group.....	167	18,543	205	410	335
Eating and drinking places.....	209	7,671	278	715	590
General merchandise group, general stores.....	39	8,667	34	525	420
Apparel group.....	48	2,877	53	96	76
Furniture-home furnishings-appliance group....	42	4,369	43	166	154
Automotive group.....	58	13,180	58	421	353
Gasoline service stations.....	99	4,296	122	137	97
Lumber-building-hardware group.....	48	6,762	54	246	218
Drug and proprietary stores.....	17	1,466	16	64	45
All other retail stores.....	110	7,297	126	224	187
WHOLESALE TRADE, total.....	83	33,477	74	604	x
Merchant wholesalers.....	53	19,898	56	370	x
Petroleum bulk plants, terminals.....	22	8,760	15	98	x
Other types of wholesale.....	8	4,819	3	136	z
SELECTED SERVICE TRADES, ^{2/} total.....	250	4,140	275	477	420
Personal services.....	133	2,100	142	324	283
Business services.....	11	153	8	23	16
Automotive repairs and services.....	61	1,320	71	95	88
Other repair services.....	45	567	54	35	33
HOTELS.....	39	1,164	43	129	115
TOURIST COURTS AND CAMPS.....	76	901	97	31	17

x Not available.

^{1/} Includes employees paid for less than the full workweek.

^{2/} See General Description on last page for changes from the 1939 Census of Business in the coverage of Service Trades.

Table 2.—CENSUS OF BUSINESS PRELIMINARY RESULTS FOR 1948 FOR CITIES OF 2,500 INHABITANTS OR MORE

HUMBOLDT COUNTY, CALIF.

(Data omitted for trade groups where necessary to avoid disclosure)

City and trade group ¹	Number of establishments	1948 sales and receipts (Thousand dollars)	Active proprietors of unincorporated businesses Nov. 1948	Paid employees, workweek ended nearest Nov. 15, 1948	
				Total employees ²	Full workweek employees
Eureka:					
Retail trade.....	376	43,714	430	1,871	1,520
Wholesale trade.....	59	23,764	47	486	x
Selected service trades.....	138	2,366	157	270	249
Hotels.....	20	625	28	78	67
Tourist courts and camps.....	12	224	16	11	9
Remainder of county:					
Retail trade.....	461	31,414	559	1,134	955
Wholesale trade.....	24	9,713	27	118	x
Selected service trades.....	112	1,774	118	207	171
Hotels.....	19	539	15	51	48
Tourist courts and camps.....	64	677	81	20	8

x Not available.

¹ See General Description on this page for changes from the 1939 Census of Business in the coverage of Service Trades.² Includes employees paid for less than the full workweek.

GENERAL DESCRIPTION OF PRELIMINARY RELEASES FOR THE 1948 CENSUS OF BUSINESS

This series of releases, of which one is planned for each county in the United States, presents preliminary results of the 1948 Census of Business. The information is based on reports submitted by business establishments for that Census. The figures shown are preliminary, and are subject to revision in the final Census publications, but the changes are expected to be relatively minor with respect to coverage. The final Census figures will be issued in a series of Business Census bulletins which will show additional detailed kind-of-business information for all places where there are a sufficient number of establishments.

The 1948 Census of Business was taken under the provision of the Act of June 19, 1948, which provides that the Business Census be taken for 1948 and for each fifth year thereafter. Previous Business Censuses were taken for the years 1929, 1933, 1935, and 1939.

Scope of the Census.—The 1948 Census of Business covered all establishments in the following trades, as defined by the Standard Industrial Classification Manual, May 1949 issue, of the Executive Office of the President: all retail trades; all wholesale trades; all service trades in the following four groups—personal services, business services, automobile repairs and services, and miscellaneous repair services; hotels; tourist courts and camps; and amusements, including motion picture theaters. Some important services not covered are radio broadcasting and television, medical and health, legal, educational, nonprofit, accounting, and domestic services.

This coverage is similar to that of the 1939 Business Census. However, "custom trades" and "services incidental to transportation," which are no longer included in the standard classification of the service trades, are not covered by the 1948 Census. In a number of localities, these exclusions as well as

other changes in the standard classification may have a considerable effect in comparing 1948 with 1939 data, particularly with respect to establishment count.

Establishment definition.—For Census purposes, a business establishment is defined to include only enterprises conducted from a recognizable place of business, provided that the annual sales were in excess of \$5,000 for a wholesale trade establishment and \$500 for establishments in other trades. A detailed analysis of coverage will be provided in future Censuses of Business publications.

"Number of establishments" is the number of separate business locations, rather than the number of business companies or organizations, since the Census figures represent information reported separately for each business location or establishment. The establishment count reflects the number of places in business at the end of 1948 excluding administrative and executive offices of multiunit organizations, and "chain store" warehouses.

Sales and receipts.—"1948 sales and receipts" represents sales of merchandise and receipts from repairs and other services to customers. The figures reflect deductions for returned goods and allowances, but not for trade-in allowances; they exclude sales and excise taxes collected from customers and paid directly to any taxing agency.

Proprietors.—"Active proprietors..." represents owners and partners of unincorporated businesses who devoted the major portion of their time to the business in November 1948.

Employment.—"Number of paid employees..." represents all employees on the pay roll for the pay period ending nearest November 15, 1948. "Full workweek" employees, whether regular or seasonal, are those who in the November 15 pay period were paid for working at least the number of hours typically worked in a week by employees of the reporting establishment.

1948 CENSUS OF BUSINESS

RETAIL, WHOLESALE, SERVICE TRADES

U. S. DEPARTMENT OF COMMERCE
BUREAU OF THE CENSUS

PRELIMINARY

For Release May 29, 1950

Release Series BC-1P-04-013

IMPERIAL COUNTY, CALIF.

Retail, wholesale, and service establishments located in Imperial County, California, showed a substantial expansion in dollar volume of trade from 1939 to 1948 according to preliminary figures from the 1948 Census of Business released today by the Bureau of the Census, U. S. Department of Commerce.

Retail sales in the county during 1948 aggregated \$72.5 million, an increase of 206 percent over the \$23.7 million in 1939, when the preceding Census of Business was taken. Wholesale sales in the county reached a total of \$66.4 million in 1948 as compared with \$18.1 million in 1939. The service trades included in the Census of Business recorded receipts totaling \$2.6 million in 1948 compared with \$1.0 million in 1939.

Employment in the county also rose over the 9-year period between 1939 and 1948 for the above trades. Establishments in these trades reported a combined total of 5,565 paid employees for the workweek ended nearest November 15, 1948. This compared with a total of 2,993 employees reported for the week of November 15, 1939.

These preliminary figures have been derived from a Census report on Imperial County, California, which also includes data for the cities of Brawley, Calexico, and El Centro. Final figures, superseding the preliminary data for Imperial County, will be included in a Bulletin for the State of California to be issued in several months. Similar data will be made available this year in preliminary and final form for each of the counties and States. A single copy of the preliminary release for Imperial County as well as an order blank for other area releases may be obtained by writing to the Bureau of the Census, Washington 25, D. C.

91898

Table 1.—CENSUS OF BUSINESS PRELIMINARY RESULTS FOR 1948, BY TRADE GROUP
IMPERIAL COUNTY, CALIF.

Trade group and kind of business	Number of establishments	1948 sales and receipts (Thousand dollars)	Active proprietors of unincorporated businesses Nov. 1948	Paid employees, workweek ended nearest Nov. 15, 1948	
				Total employees ¹	Full workweek employees
RETAIL TRADE, total.....	727	72,486	721	3,178	2,732
Food group.....	151	16,779	166	351	300
Eating and drinking places.....	194	5,290	198	743	657
General merchandise grp, general stores	21	5,669	12	470	313
Apparel group.....	40	4,705	41	211	160
Furniture-home furnishgs-appliance grp	25	1,527	28	71	65
Automotive group.....	38	11,308	26	447	420
Gasoline service stations.....	120	5,771	125	202	175
Lumber-building-hardware group.....	42	12,352	35	397	377
Drug and proprietary stores.....	17	2,163	18	124	113
All other retail stores.....	79	6,922	72	162	152
WHOLESALE TRADE, total.....	111	66,369	76	2,096	x
Merchant wholesalers, total.....	53	23,105	33	427	x
Groceries, foods.....	13	6,288	8	136	x
Automotive parts, accessories.....	11	1,407	9	74	x
All other merchant wholesalers.....	29	15,410	16	217	x
Petroleum bulk plants, terminals.....	29	7,871	27	92	x
Assemblers of farm products.....	23	33,185	14	1,547	x
Other types of wholesale.....	6	2,208	2	30	x
SELECTED SERVICE TRADES, ^{2/} total.....	204	2,601	218	291	216
Personal services.....	101	988	99	176	111
Business services.....	7	100	6	10	10
Automotive repairs and services.....	50	954	59	65	59
Other repair services.....	46	559	54	40	36
HOTELS.....	34	1,672	32	248	182
TOURIST COURTS AND CAMPS.....	36	456	34	47	39
AMUSEMENTS.....	24	1,257	17	186	x

x Not available.

^{1/} Includes employees paid for less than the full workweek.

^{2/} See General Description on last page for changes from the 1939 Census of Business in the coverage of Service Trades.

Table 2.—CENSUS OF BUSINESS PRELIMINARY RESULTS FOR 1948 FOR CITIES OF 2,500 INHABITANTS OR MORE

IMPERIAL COUNTY, CALIF.

(Data omitted for trade groups where necessary to avoid disclosure)

City and trade group ¹	Number of establishments	1948 sales and receipts (Thousand dollars)	Active proprietors of unincorporated businesses Nov. 1948	Paid employees, workweek ended nearest Nov. 15, 1948	
				Total employees ²	Full workweek employees
Brawley:					
Retail trade.....	181	15,511	173	758	665
Wholesale trade.....	21	9,807	12	192	x
Selected service trades....	54	546	54	68	42
Tourist courts and camps...	5	33	6	2	1
Calexico:					
Retail trade.....	83	10,624	85	458	350
Wholesale trade.....	12	3,897	8	37	x
Selected service trades....	22	203	23	18	17
Tourist courts and camps...					
		Included with "Remainder of county."			
El Centro:					
Retail trade.....	182	26,070	162	1,242	1,117
Wholesale trade.....	46	31,331	32	1,290	x
Selected service trades....	52	867	59	129	90
Tourist courts and camps...	10	279	8	35	32
Amusements.....	9	630	6	82	x
Remainder of county: ^{3/}					
Retail trade.....	281	20,281	301	720	600
Wholesale trade.....	32	21,334	24	577	x
Selected service trades....	76	985	82	76	67
Tourist courts and camps...	21	144	20	10	6

x Not available.

^{1/} See General Description on last page for changes from the 1939 Census of Business in the coverage of Service Trades.^{2/} Includes employees paid for less than the full workweek.^{3/} Except as indicated above, includes figures for establishments, other than wholesale, not located in cities of 2,500 inhabitants or more, and wholesale establishments not located in cities of 5,000 inhabitants or more.

91898

GENERAL DESCRIPTION OF PRELIMINARY RELEASES FOR THE 1948 CENSUS OF BUSINESS

This series of releases, of which one is planned for each county in the United States, presents preliminary results of the 1948 Census of Business. The information is based on reports submitted by business establishments for that Census. The figures shown are preliminary, and are subject to revision in the final Census publications, but the changes are expected to be relatively minor with respect to coverage. The final Census figures will be issued in a series of Business Census bulletins which will show additional detailed kind-of-business information for all places where there are a sufficient number of establishments.

The 1948 Census of Business was taken under the provision of the Act of June 19, 1948, which provides that the Business Census be taken for 1948 and for each fifth year thereafter. Previous Business Censuses were taken for the years 1929, 1933, 1935, and 1939.

Scope of the Census.—The 1948 Census of Business covered all establishments in the following trades, as defined by the Standard Industrial Classification Manual, May 1949 issue, of the Executive Office of the President: all retail trades; all wholesale trades; all service trades in the following four groups—personal services, business services, automobile repairs and services, and miscellaneous repair services; hotels; tourist courts and camps; and amusements, including motion picture theaters. Some important services not covered are radio broadcasting and television, medical and health, legal, educational, nonprofit, accounting, and domestic services.

This coverage is similar to that of the 1939 Business Census. However, "custom trades" and "services incidental to transportation," which are no longer included in the standard classification of the service trades, are not covered by the 1948 Census. In a number of localities, these exclusions as well as other changes in the standard classification may have a considerable effect in comparing

1948 with 1939 data, particularly with respect to establishment count.

Establishment definition.—For Census purposes, a business establishment is defined to include only enterprises conducted from a recognizable place of business, provided that the annual sales were in excess of \$5,000 for a wholesale trade establishment and \$500 for establishments in other trades. A detailed analysis of coverage will be provided in future Census of Business publications.

"Number of establishments" is the number of separate business locations, rather than the number of business companies or organizations, since the Census figures represent information reported separately for each business location or establishment. The establishment count reflects the number of places in business at the end of 1948 excluding administrative and executive offices of multiunit organizations, and "chain store" warehouses.

Sales and receipts.—"1948 sales and receipts" represents sales of merchandise and receipts from repairs and other services to customers. The figures reflect deductions for returned goods and allowances, but not for trade-in allowances; they exclude sales and excise taxes collected from customers and paid directly to any taxing agency.

Proprietors.—"Active proprietors..." represents owners and partners of unincorporated businesses who devoted the major portion of their time to the business in November 1948.

Employment.—"Number of paid employees..." represents all employees on the pay roll for the pay period ending nearest November 15, 1948. "Full workweek" employees, whether regular or seasonal, are those who in the November 15 pay period were paid for working at least the number of hours typically worked in a week by employees of the reporting establishment.

1948 CENSUS OF BUSINESS

RETAIL, WHOLESALE, SERVICE TRADES

U. S. DEPARTMENT OF COMMERCE
BUREAU OF THE CENSUS

PRELIMINARY

For Release May 22, 1950

Release Series BC-1P-04-014

INYO COUNTY, CALIF.

Retail, wholesale, and service establishments located in Inyo County, California, showed a substantial expansion in dollar volume of trade from 1939 to 1948 according to preliminary figures from the 1948 Census of Business released today by the Bureau of the Census, U. S. Department of Commerce.

Retail sales in the county during 1948 aggregated \$15.6 million, an increase of 280 percent over the \$4.1 million in 1939, when the preceding Census of Business was taken. Wholesale sales in the county reached a total of \$3.1 million in 1948 as compared with \$1.2 million in 1939. The service trades included in the Census of Business recorded receipts totaling \$463,000 in 1948 compared with \$91,000 in 1939.

Employment in the county also rose over the 9-year period between 1939 and 1948 for the above trades. Establishments in these trades reported a combined total of 759 paid employees paid for the workweek ended nearest November 15, 1948. This compared with a total of 398 employees reported for the week of November 15, 1939.

These preliminary figures have been derived from a Census report on Inyo County, California. Final figures, superseding the preliminary data for Inyo County, will be included in a Bulletin for the State of California to be issued in several months. Similar data will be made available this year in preliminary and final form for each of the counties and States. A single copy of the preliminary release for Inyo County as well as an order blank for other area releases may be obtained by writing to the Bureau of the Census, Washington 25, D. C.

91695-

Table 1.—CENSUS OF BUSINESS PRELIMINARY RESULTS FOR 1948, BY TRADE GROUP
 INYO COUNTY, CALIF.

Trade group and kind of business	Number of establishments	1948 sales and receipts (Thousand dollars)	Active proprietors of unincorporated businesses Nov. 1948	Paid employees, workweek ended nearest Nov. 15, 1948	
				Total employees ¹	Full workweek employees
RETAIL TRADE, total.....	205	15,629	216	667	574
Food group.....	24	3,973	26	111	90
Eating and drinking places.....	42	1,764	43	178	156
General merchandise grp, general stores	11	1,352	8	58	44
Apparel group.....	9	256	8	9	7
Furniture-home furnishgs-appliance grp	9	390	10	14	11
Automotive group.....	14	2,648	16	91	88
Gasoline service stations.....	44	1,802	49	101	87
Lumber-building-hardware group.....	14	1,368	15	40	35
Drug and proprietary stores.....	5	496	6	21	16
All other retail stores.....	33	1,580	35	44	40
WHOLESALE TRADE, total.....	21	3,119	22	33	x
Merchant wholesalers.....	7	685	9	11	x
Other types of wholesale.....	14	2,434	13	22	x
SELECTED SERVICE TRADES, ^{2/} total.....	51	463	52	59	52
Personal services.....	26	291	26	53	48
All other service trades.....	25	172	26	6	4
HOTELS.....	13	670	12	82	61
TOURIST COURTS AND CAMPS.....	27	626	32	92	79

x Not available.

^{1/} Includes employees paid for less than the full workweek.

^{2/} See General Description on this page for changes from the 1939 Census of Business in the coverage of Service Trades.

GENERAL DESCRIPTION OF PRELIMINARY RELEASES FOR THE 1948 CENSUS OF BUSINESS

This series of releases, of which one is planned for each county in the United States, presents preliminary results of the 1948 Census of Business. The information is based on reports submitted by business establishments for that Census. The figures shown are preliminary, and are subject to revision in the final Census publications, but the changes are expected to be relatively minor with respect to coverage. The final Census figures will be issued in a series of Business Census bulletins which will show additional detailed kind-of-business information for all places where there are a sufficient number of establishments.

The 1948 Census of Business was taken under the provision of the Act of June 19, 1948, which provides that the Business Census be taken for 1948 and for each fifth year thereafter. Previous Business Censuses were taken for the years 1929, 1933, 1935, and 1939.

Scope of the Census.—The 1948 Census of Business covered all establishments in the following trades, as defined by the Standard Industrial Classification Manual, May 1949 issue, of the Executive Office of the President: all retail trades; all wholesale trades; all service trades in the following four groups—personal services, business services, automobile repairs and services, and miscellaneous repair services; hotels; tourist courts and camps; and amusements, including motion picture theaters. Some important services not covered are radio broadcasting and television, medical and health, legal, educational, nonprofit, accounting, and domestic services.

This coverage is similar to that of the 1939 Business Census. However, "custom trades" and "services incidental to transportation," which are no longer included in the standard classification of the service trades, are not covered by the 1948 Census. In a number of localities, these exclusions as well as

other changes in the standard classification may have a considerable effect in comparing 1948 with 1939 data, particularly with respect to establishment count.

Establishment definition.—For Census purposes, a business establishment is defined to include only enterprises conducted from a recognizable place of business, provided that the annual sales were in excess of \$5,000 for a wholesale trade establishment and \$500 for establishments in other trades. A detailed analysis of coverage will be provided in future Censuses of Business publications.

"Number of establishments" is the number of separate business locations, rather than the number of business companies or organizations, since the Census figures represent information reported separately for each business location or establishment. The establishment count reflects the number of places in business at the end of 1948 excluding administrative and executive offices of multiunit organizations, and "chain store" warehouses.

Sales and receipts.—"1948 sales and receipts" represents sales of merchandise and receipts from repairs and other services to customers. The figures reflect deductions for returned goods and allowances, but not for trade-in allowances; they exclude sales and excise taxes collected from customers and paid directly to any taxing agency.

Proprietors.—"Active proprietors..." represents owners and partners of unincorporated businesses who devoted the major portion of their time to the business in November 1948.

Employment.—"Number of paid employees..." represents all employees on the pay roll for the pay period ending nearest November 15, 1948. "Full workweek" employees, whether regular or seasonal, are those who in the November 15 pay period were paid for working at least the number of hours typically worked in a week by employees of the reporting establishment.

1948 CENSUS OF BUSINESS

RETAIL, WHOLESALE, SERVICE TRADES

U. S. DEPARTMENT OF COMMERCE
BUREAU OF THE CENSUS

PRELIMINARY

For Release May 22, 1950

Release Series BC-1P-04-015

KERN COUNTY, CALIF.

Retail, wholesale, and service establishments located in Kern County, California, showed a substantial expansion in dollar volume of trade from 1939 to 1948 according to preliminary figures from the 1948 Census of Business released today by the Bureau of the Census, U. S. Department of Commerce.

Retail sales in the county during 1948 aggregated \$221.2 million, an increase of 275 percent over the \$59.0 million sales in 1939, when the preceding Census of Business was taken. Wholesale sales volume in the county showed a 470 percent rise over the same period, reaching a total of \$150.4 million in 1948 as compared with \$26.4 million in 1939. The service trades included in the Census of Business reported receipts totaling \$14.3 million in 1948 compared with \$3.2 million in 1939.

Employment in the county also rose over the 9-year period between 1939 and 1948 for the trades covered by the Census of Business. Retail trade establishments reported 9,733 paid employees for the workweek ended nearest November 15, 1948. Of these, 8,283 worked the full week, and the remainder part of the week. The comparable total and full workweek figures for 1939 were 5,652 and 4,655. Wholesale trade establishments reported a total of 2,848 full- and part-week employees for the week of November 15, 1948, compared with 1,053 for the same week in 1939. For the selected service trades, November 15, 1948, paid employees numbered 1,716; the comparable figure for 1939, adjusted for change in scope between the two Censuses, was 824.

These preliminary figures have been derived from a Census report on Kern County, California. The report also contains data for the cities of Bakersfield, Delano, and Taft.

Final figures, superseding the preliminary data for Kern County, will be included in a Bulletin for the State of California to be issued in several months. Similar data will be made available this year in preliminary and final form for each of the counties and States. A single copy of the preliminary release for Kern County as well as an order blank for other area releases may be obtained by writing to the Bureau of the Census, Washington 25, D. C.

91700

Table 1.—CENSUS OF BUSINESS PRELIMINARY RESULTS FOR 1948, BY TRADE GROUP

KERN COUNTY, CALIF.

Trade group and kind of business	Number of establishments	1948 sales and receipts (Thousand dollars)	Active proprietors of unincorporated businesses Nov. 1948	Paid employees, workweek ended nearest Nov. 15, 1948	
				Total employees ¹	Full workweek employees
RETAIL TRADE, total.....	2,395	221,172	2,386	9,733	8,283
Food group.....	522	54,565	529	1,299	1,062
Eating and drinking places.....	526	19,724	588	2,387	2,055
General merchandise grp, general stores.	79	24,110	51	1,592	1,217
Apparel group.....	152	11,183	114	592	479
Furniture-home furnishgs-appliance grp.	130	12,355	132	565	511
Automotive group.....	166	37,166	169	1,106	1,068
Gasoline service stations.....	345	14,627	350	630	493
Lumber-building-hardware group.....	112	22,979	100	663	626
Drug and proprietary stores.....	50	5,107	46	279	242
All other retail stores.....	313	19,356	307	620	530
WHOLESALE TRADE, total.....	336	150,433	257	2,848	x
Merchant wholesalers, total.....	217	75,156	181	1,580	x
Groceries, foods.....	47	21,846	42	343	x
Hardware, elec'l, plum'g and heat'g..	16	3,957	15	70	x
Mach'y equip't, industrial supplies..	66	18,495	48	446	x
Automotive parts, accessories.....	24	3,716	26	158	x
All other merchant wholesalers.....	64	27,142	50	563	x
Petroleum bulk plants, terminals.....	60	24,934	43	287	x
Assemblers of farm products.....	33	39,155	29	804	x
Other types of wholesale.....	26	11,188	4	177	x
SELECTED SERVICE TRADES, ^{2/} total.....	715	14,328	736	1,716	1,569
Personal services.....	343	5,444	353	979	913
Business services.....	50	1,701	40	175	147
Automotive repairs and services.....	203	4,577	217	360	327
Other repair services.....	119	2,606	126	202	182
HOTELS.....	58	2,819	51	452	412
TOURIST COURTS AND CAMPS.....	77	942	70	81	64
AMUSEMENTS.....	71	3,701	67	373	x

x Not available.

^{1/} Includes employees paid for less than the full workweek.^{2/} See General Description on last page for changes from the 1939 Census of Business in the coverage of Service Trades.

Table 2.—CENSUS OF BUSINESS PRELIMINARY RESULTS FOR 1948 FOR CITIES OF 2,500 INHABITANTS OR MORE

KERN COUNTY, CALIF.

(Data omitted for trade groups where necessary to avoid disclosure)

City and trade group ¹	Number of establishments	1948 sales and receipts (Thousand dollars)	Active proprietors of unincorporated businesses Nov. 1948	Paid employees, workweek ended nearest Nov. 15, 1948	
				Total employees ²	Full workweek employees
Bakersfield:					
Retail trade.....	743	112,332	707	5,511	4,797
Wholesale trade.....	171	79,828	125	1,551	x
Selected service trades....	296	7,629	298	1,011	988
Tourist courts and camps...	8	225	6	20	17
Amusements.....	22	2,069	23	194	x
Delano:					
Retail trade.....	155	13,420	152	593	499
Selected service trades....	39	631	41	73	70
Tourist courts and camps...	Included with "Remainder of county"				
Taft:					
Retail trade.....	139	13,543	139	601	516
Selected service trades....	34	932	36	117	112
Tourist courts and camps...	Included with "Remainder of county"				
Remainder of county: 3/					
Retail trade.....	1,358	81,877	1,388	3,028	2,471
Wholesale trade.....	165	70,605	132	1,297	x
Selected service trades....	346	5,136	361	45	399
Tourist courts and camps...	69	717	64	61	47
Amusements.....	39	939	35	105	x

x Not available.

- 1/ See General Description on this page for changes from the 1939 Census of Business in the coverage of Service Trades.
- 2/ Includes employees paid for less than the full workweek.
- 3/ Except as indicated above, includes figures for establishments, other than wholesale, not located in cities of 2,500 inhabitants or more, and wholesale establishments not located in cities of 5,000 inhabitants or more.

GENERAL DESCRIPTION OF PRELIMINARY RELEASES FOR THE 1948 CENSUS OF BUSINESS

This series of releases, of which one is planned for each county in the United States, presents preliminary results of the 1948 Census of Business. The information is based on reports submitted by business establishments for that Census. The figures shown are preliminary, and are subject to revision in the final Census publications, but the changes are expected to be relatively minor with respect to coverage. The final Census figures will be issued in a series of Business Census bulletins which will show additional detailed kind-of-business information for all places where there are a sufficient number of establishments.

The 1948 Census of Business was taken under the provision of the Act of June 19, 1948, which provides that the Business Census be taken for 1948 and for each fifth year thereafter. Previous Business Censuses were taken for the years 1929, 1933, 1935, and 1939.

Scope of the Census.—The 1948 Census of Business covered all establishments in the following trades, as defined by the Standard Industrial Classification Manual, May 1949 issue, of the Executive Office of the President: all retail trades; all wholesale trades; all service trades in the following four groups—personal services, business services, automobile repairs and services, and miscellaneous repair services; hotels; tourist courts and camps; and amusements, including motion picture theaters. Some important services not covered are radio broadcasting and television, medical and health, legal, educational, nonprofit, accounting, and domestic services.

This coverage is similar to that of the 1939 Business Census. However, "custom trades" and "services incidental to transportation," which are no longer included in the standard classification of the service trades, are not covered by the 1948 Census. In a number of localities, these exclusions as well as

other changes in the standard classification may have a considerable effect in comparing 1948 with 1939 data, particularly with respect to establishment count.


Establishment definition.—For Census purposes, a business establishment is defined to include only enterprises conducted from a recognizable place of business, provided that the annual sales were in excess of \$5,000 for a wholesale trade establishment and \$500 for establishments in other trades. A detailed analysis of coverage will be provided in future Census of Business publications.

"Number of establishments" is the number of separate business locations, rather than the number of business companies or organizations, since the Census figures represent information reported separately for each business location or establishment. The establishment count reflects the number of places in business at the end of 1948 excluding administrative and executive offices of multiunit organizations, and "chain store" warehouses.

Sales and receipts.—"1948 sales and receipts" represents sales of merchandise and receipts from repairs and other services to customers. The figures reflect deductions for returned goods and allowances, but not for trade-in allowances; they exclude sales and excise taxes collected from customers and paid directly to any taxing agency.

Proprietors.—"Active proprietors..." represents owners and partners of unincorporated businesses who devoted the major portion of their time to the business in November 1948.

Employment.—"Number of paid employees..." represents all employees on the pay roll for the pay period ending nearest November 15, 1948. "Full workweek" employees, whether regular or seasonal, are those who in the November 15 pay period were paid for working at least the number of hours typically worked in a week by employees of the reporting establishment.



1948 CENSUS OF BUSINESS

RETAIL, WHOLESALE, SERVICE TRADES

U. S. DEPARTMENT OF COMMERCE
BUREAU OF THE CENSUS

PRELIMINARY

For Release May 22, 1950

Release Series BC-1P-04-016

KINGS COUNTY, CALIF.

Retail, wholesale, and service establishments located in Kings County, California, showed a substantial expansion in dollar volume of trade from 1939 to 1948 according to preliminary figures from the 1948 Census of Business released today by the Bureau of the Census, U. S. Department of Commerce.

Retail sales in the county during 1948 aggregated \$47.6 million, an increase of 250 percent over the \$13.6 million in 1939, when the preceding Census of Business was taken. Wholesale sales in the county reached a total of \$20.3 million in 1948 as compared with \$8.6 million in 1939. The service trades included in the Census of Business recorded receipts totaling \$2.3 million in 1948 compared with \$0.8 million in 1939.

Employment in the county also rose over the 9-year period between 1939 and 1948 for the above trades. Establishments in these trades reported a combined total of 2,468 paid employees for the workweek ended nearest November 15, 1948. This compared with a total of 1,722 employees reported for the week of November 15, 1939.

These preliminary figures have been derived from a Census report on Kings County, California, which also includes data for the city of Hanford. Final figures, superseding the preliminary data for Kings County, will be included in a Bulletin for the State of California to be issued in several months. Similar data will be made available this year in preliminary and final form for each of the counties and States. A single copy of the preliminary release for Kings County as well as an order blank for other area releases may be obtained by writing to the Bureau of the Census, Washington 25, D. C.

Table 1.—CENSUS OF BUSINESS PRELIMINARY RESULTS FOR 1948, BY TRADE GROUP
KINGS COUNTY, CALIF.

Trade group and kind of business	Number of establishments	1948 sales and receipts (Thousand dollars)	Active proprietors of unincorporated businesses Nov. 1948	Paid employees, workweek ended nearest Nov. 15, 1948	
				Total employees ¹	Full workweek employees
RETAIL TRADE, total.....	508	47,640	545	1,983	1,660
Food group.....	112	10,394	135	213	163
Eating and drinking places.....	104	3,132	123	413	335
General merchandise grp, general stores	19	3,276	16	230	144
Apparel group.....	29	2,652	25	118	104
Furniture-home furnishings-appliance grp	42	3,236	38	137	129
Automotive group.....	38	7,482	42	265	246
Gasoline service stations.....	51	1,680	58	56	42
Lumber-building-hardware group.....	43	10,425	39	359	335
Drug and proprietary stores.....	12	1,171	11	47	45
All other retail stores.....	58	4,192	58	145	117
WHOLESALE TRADE, total.....	51	20,287	31	238	x
Merchant wholesalers.....	25	6,654	16	102	x
Petroleum bulk plants, terminals.....	19	4,693	11	62	x
Other types of wholesale.....	7	8,940	4	74	x
SELECTED SERVICE TRADES, 2/ total.....	164	2,302	187	247	197
Personal services.....	77	972	93	131	119
All other service trades.....	87	1,330	94	116	78
HOTELS.....	14	165	11	28	26
AMUSEMENTS.....	12	652	7	93	x

x Not available.

1/ Includes employees paid for less than the full workweek.

2/ See General Description on last page for changes from the 1939 Census of Business in the coverage of Service Trades.

Table 2.—CENSUS OF BUSINESS PRELIMINARY RESULTS FOR 1948 FOR CITIES OF 2,500 INHABITANTS OR MORE

KINGS COUNTY, CALIF.

(Data omitted for trade groups where necessary to avoid disclosure)

City and trade group ¹	Number of establishments	1948 sales and receipts (Thousand dollars)	Active proprietors of unincorporated businesses Nov. 1948	Paid employees, workweek ended nearest Nov. 15, 1948	
				Total employees ²	Full workweek employees
Hanford:					
Retail trade.....	210	25,044	217	1,128	972
Wholesale trade.....	16	8,534	12	90	x
Selected service trades...	66	912	79	103	101
Remainder of county:					
Retail trade.....	298	22,596	328	855	688
Wholesale trade.....	35	11,753	19	148	x
Selected service trades...	98	1,390	108	144	96

x Not available.

1/ See General Description on this page for changes from the 1939 Census of Business in the coverage of Service Trades.

2/ Includes employees paid for less than the full workweek.

GENERAL DESCRIPTION OF PRELIMINARY RELEASES FOR THE 1948 CENSUS OF BUSINESS

This series of releases, of which one is planned for each county in the United States, presents preliminary results of the 1948 Census of Business. The information is based on reports submitted by business establishments for that Census. The figures shown are preliminary, and are subject to revision in the final Census publications, but the changes are expected to be relatively minor with respect to coverage. The final Census figures will be issued in a series of Business Census bulletins which will show additional detailed kind-of-business information for all places where there are a sufficient number of establishments.

The 1948 Census of Business was taken under the provision of the Act of June 19, 1948, which provides that the Business Censuses be taken for 1948 and for each fifth year thereafter. Previous Business Censuses were taken for the years 1929, 1933, 1935, and 1939.

Scope of the Census.—The 1948 Census of Business covered all establishments in the following trades, as defined by the Standard Industrial Classification Manual, May 1949 issue, of the Executive Office of the President: all retail trades; all wholesale trades; all service trades in the following four groups—personal services, business services, automobile repairs and services, and miscellaneous repair services; hotels; tourist courts and camps; and amusements, including motion picture theaters. Some important services not covered are radio broadcasting and television, medical and health, legal, educational, nonprofit, accounting, and domestic services.

This coverage is similar to that of the 1939 Business Census. However, "custom trades" and "services incidental to transportation," which are no longer included in the standard classification of the service trades, are not covered by the 1948 Census. In a number of localities, these exclusions as well as

other changes in the standard classification may have a considerable effect in comparing 1948 with 1939 data, particularly with respect to establishment count.

Establishment definition.—For Census purposes, a business establishment is defined to include only enterprises conducted from a recognizable place of business, provided that the annual sales were in excess of \$5,000 for a wholesale trade establishment and \$500 for establishments in other trades. A detailed analysis of coverage will be provided in future Census of Business publications.

"Number of establishments" is the number of separate business locations, rather than the number of business companies or organizations, since the Census figures represent information reported separately for each business location or establishment. The establishment count reflects the number of places in business at the end of 1948 excluding administrative and executive offices of multiunit organizations, and "chain store" warehouses.

Sales and receipts.—"1948 sales and receipts" represents sales of merchandise and receipts from repairs and other services to customers. The figures reflect deductions for returned goods and allowances, but not for trade-in allowances; they exclude sales and excise taxes collected from customers and paid directly to any taxing agency.

Proprietors.—"Active proprietors..." represents owners and partners of unincorporated businesses who devoted the major portion of their time to the business in November 1948.

Employment.—"Number of paid employees..." represents all employees on the pay roll for the pay period ending nearest November 15, 1948. "Full workweek" employees, whether regular or seasonal, are those who in the November 15 pay period were paid for working at least the number of hours typically worked in a week by employees of the reporting establishment.

1948 CENSUS OF BUSINESS

RETAIL, WHOLESALE, SERVICE TRADES

U. S. DEPARTMENT OF COMMERCE
BUREAU OF THE CENSUS

PRELIMINARY

For Release May 15, 1950

Release Series BC-1P- 04-017

LAKE COUNTY, CALIF.

Retail, wholesale, and service establishments located in Lake County, California, showed a substantial expansion in dollar volume of trade from 1939 to 1948 according to preliminary figures from the 1948 Census of Business released today by the Bureau of the Census, U. S. Department of Commerce.

Retail sales in the county during 1948 aggregated \$10.2 million, an increase of 264 percent over the \$2.8 million in 1939, when the preceding Census of Business was taken. Wholesale sales in the county reached a total of \$6.4 million in 1948 as compared with \$1.5 million in 1939. The service trades included in the Census of Business recorded receipts totaling \$293,000 in 1948 compared with \$105,000 in 1939.

Employment in the county also rose over the 9-year period between 1939 and 1948 for the above trades. Establishments in these trades reported a combined total of 508 paid employees for the workweek ended nearest November 15, 1948. This compared with a total of 246 employees reported for the week of November 15, 1939.

These preliminary figures have been derived from a Census report on Lake County, California. Final figures, superseding the preliminary data for Lake County, will be included in a Bulletin for the State of California to be issued in several months. Similar data will be made available this year in preliminary and final form for each of the counties and States. A single copy of the preliminary release for Lake County as well as an order blank for other area releases may be obtained by writing to the Bureau of the Census, Washington 25, D. C.

Table 1.—CENSUS OF BUSINESS PRELIMINARY RESULTS FOR 1948, BY TRADE GROUP
LAKE COUNTY, CALIF.

Trade group and kind of business	Number of establishments	1948 sales and receipts (Thousand dollars)	Active proprietors of unincorporated businesses Nov. 1948	Paid employees, workweek ended nearest Nov. 15, 1948	
				Total employees ¹	Full workweek employees
RETAIL TRADE, total.....	229	10,228	255	359	289
Food group.....	52	3,356	60	61	52
Eating and drinking places.....	66	1,571	80	130	91
General merchandise grp, general stores	10	550	12	16	11
Apparel group.....	10	391	11	9	9
Furniture-home furnishgs-appliance grp	8	316	11	7	5
Automotive group.....	11	1,055	12	36	33
Gasoline service stations.....	29	1,001	31	28	27
Lumber-building-hardware group.....	18	1,306	12	47	43
Drug and proprietary stores.....	8	398	7	19	12
All other retail stores.....	17	284	19	6	6
WHOLESALE TRADE, total.....	24	6,370	17	123	x
Merchant wholesalers.....	7	592	7	26	x
Other types of wholesale.....	17	5,778	10	97	x
SELECTED SERVICE TRADES, ^{2/} total.....	39	293	41	26	25
Personal services.....	22	125	21	10	10
All other service trades.....	17	168	20	16	15
HOTELS.....	17	1,264	22	54	46
TOURIST COURTS AND CAMPS.....	73	247	72	9	8

x Not available.

1/ Includes employees paid for less than the full workweek.

2/ See General Description on this page for changes from the 1939 Census of Business in the coverage of Service Trades.

GENERAL DESCRIPTION OF PRELIMINARY RELEASES FOR THE 1948 CENSUS OF BUSINESS

This series of releases, of which one is planned for each county in the United States, presents preliminary results of the 1948 Census of Business. The information is based on reports submitted by business establishments for that Census. The figures shown are preliminary, and are subject to revision in the final Census publications, but the changes are expected to be relatively minor with respect to coverage. The final Census figures will be issued in a series of Business Census bulletins which will show additional detailed kind-of-business information for all places where there are a sufficient number of establishments.

The 1948 Census of Business was taken under the provision of the Act of June 19, 1948, which provides that the Business Census be taken for 1948 and for each fifth year thereafter. Previous Business Censuses were taken for the years 1929, 1933, 1935, and 1939.

Scope of the Census.—The 1948 Census of Business covered all establishments in the following trades, as defined by the Standard Industrial Classification Manual, May 1949 issue, of the Executive Office of the President: all retail trades; all wholesale trades; all service trades in the following four groups—personal services, business services, automobile repairs and services, and miscellaneous repair services; hotels; tourist courts and camps; and amusements, including motion picture theaters. Some important services not covered are radio broadcasting and television, medical and health, legal, educational, nonprofit, accounting, and domestic services.

This coverage is similar to that of the 1939 Business Census. However, "custom trades" and "services incidental to transportation," which are no longer included in the standard classification of the service trades, are not covered by the 1948 Census. In a number of localities, these exclusions as well as

other changes in the standard classification may have a considerable effect in comparing 1948 with 1939 data, particularly with respect to establishment count.

Establishment definition.—For Census purposes, a business establishment is defined to include only enterprises conducted from a recognizable place of business, provided that the annual sales were in excess of \$5,000 for a wholesale trade establishment and \$500 for establishments in other trades. A detailed analysis of coverage will be provided in future Census of Business publications.

"Number of establishments" is the number of separate business locations, rather than the number of business companies or organizations, since the Census figures represent information reported separately for each business location or establishment. The establishment count reflects the number of places in business at the end of 1948 excluding administrative and executive offices of multinational organizations, and "chain store" warehouses.

Sales and receipts.—"1948 sales and receipts" represents sales of merchandise and receipts from repairs and other services to customers. The figures reflect deductions for returned goods and allowances, but not for trade-in allowances; they exclude sales and excise taxes collected from customers and paid directly to any taxing agency.

Proprietors.—"Active proprietors..." represents owners and partners of unincorporated businesses who devoted the major portion of their time to the business in November 1948.

Employment.—"Number of paid employees..." represents all employees on the pay roll for the pay period ending nearest November 15, 1948. "Full workweek" employees, whether regular or seasonal, are those who in the November 15 pay period were paid for working at least the number of hours typically worked in a week by employees of the reporting establishment.

1948 CENSUS OF BUSINESS

RETAIL, WHOLESALE, SERVICE TRADES

U. S. DEPARTMENT OF COMMERCE
BUREAU OF THE CENSUS

PRELIMINARY

For Release May 22, 1950

Release Series BC-1P-04-018

LASSEN COUNTY, CALIF.

Retail, wholesale, and service establishments located in Lassen County, California, showed a substantial expansion in dollar volume of trade from 1939 to 1948 according to preliminary figures from the 1948 Census of Business released today by the Bureau of the Census, U. S. Department of Commerce.

Retail sales in the county during 1948 aggregated \$16.5 million, an increase of 195 percent over the \$5.6 million in 1939, when the preceding Census of Business was taken. Wholesale sales in the county reached a total of \$3.5 million in 1948 as compared with \$1.7 million in 1939. The service trades included in the Census of Business recorded receipts totaling \$526,000 in 1948 compared with \$232,000 in 1939.

Employment in the county also rose over the 9-year period between 1939 and 1948 for the above trades. Establishments in these trades reported a combined total of 754 paid employees for the workweek ended nearest November 15, 1948. This compared with a total of 640 employees reported for the week of November 15, 1939.

These preliminary figures have been derived from a Census report on Lassen County, California. Final figures, superseding the preliminary data for Lassen County, will be included in a Bulletin for the State of California to be issued in several months. Similar data will be made available this year in preliminary and final form for each of the counties and States. A single copy of the preliminary release for Lassen County as well as an order blank for other area releases may be obtained by writing to the Bureau of the Census, Washington 25, D. C.

Table 1.—CENSUS OF BUSINESS PRELIMINARY RESULTS FOR 1948, BY TRADE GROUP

LASSEN COUNTY, CALIF.

Trade group and kind of business	Number of establishments	1948 sales and receipts (Thousand dollars)	Active proprietors of unincorporated businesses Nov. 1948	Paid employees, workweek ended nearest Nov. 15, 1948	
				Total employees ¹	Full workweek employees
RETAIL TRADE, total.....	173	16,483	203	636	526
Food group.....	35	4,618	44	109	85
Eating and drinking places.....	40	1,775	49	181	140
Gen'l merchandise grp, general stores..	8	1,022	7	61	42
Apparel group.....	9	642	11	32	25
Furniture-home furnishings-appliance grp	7	687	8	21	20
Automotive group.....	18	4,592	19	123	119
Gasoline service stations.....	21	630	21	18	15
Lumber-building-hardware group.....	9	646	11	22	17
Drug and proprietary stores.....	7	631	9	40	37
All other retail stores.....	19	1,240	24	29	26
WHOLESALE TRADE, total.....	23	3,463	20	60	x
Merchant wholesalers.....	8	1,159	8	30	x
Other types of wholesale.....	15	2,304	12	30	x
SELECTED SERVICE TRADES, ² /total.....	42	526	52	58	52
Personal services.....	26	340	32	49	44
All other service trades.....	16	186	20	9	8
HOTELS.....	7	134	9	8	3
TOURIST COURTS AND CAMPS.....	9	57	8	5	4

x Not available.

1/ Includes employees paid for less than the full workweek.

2/ See General Description on this page for changes from the 1939 Census of Business in the coverage of Service Trades.

GENERAL DESCRIPTION OF PRELIMINARY RELEASES FOR THE 1948 CENSUS OF BUSINESS

This series of releases, of which one is planned for each county in the United States, presents preliminary results of the 1948 Census of Business. The information is based on reports submitted by business establishments for that Census. The figures shown are preliminary, and are subject to revision in the final Census publications, but the changes are expected to be relatively minor with respect to coverage. The final Census figures will be issued in a series of Business Census bulletins which will show additional detailed kind-of-business information for all places where there are a sufficient number of establishments.

The 1948 Census of Business was taken under the provision of the Act of June 19, 1948, which provides that the Business Census be taken for 1948 and for each fifth year thereafter. Previous Business Censuses were taken for the years 1929, 1933, 1935, and 1939.

Scope of the Census.—The 1948 Census of Business covered all establishments in the following trades, as defined by the Standard Industrial Classification Manual, May 1949 issue, of the Executive Office of the President: all retail trades; all wholesale trades; all service trades in the following four groups—personal services, business services, automobile repairs and services, and miscellaneous repair services; hotels; tourist courts and camps; and amusements, including motion picture theaters. Some important services not covered are radio broadcasting and television, medical and health, legal, educational, nonprofit, accounting, and domestic services.

This coverage is similar to that of the 1939 Business Census. However, "custom trades" and "services incidental to transportation," which are no longer included in the standard classification of the service trades, are not covered by the 1948 Census. In a number of localities, these exclusions as well as

other changes in the standard classification may have a considerable effect in comparing 1948 with 1939 data, particularly with respect to establishment count.

Establishment definition.—For Census purposes, a business establishment is defined to include only enterprises conducted from a recognizable place of business, provided that the annual sales were in excess of \$5,000 for a wholesale trade establishment and \$500 for establishments in other trades. A detailed analysis of coverage will be provided in future Censuses of Business publications.

"Number of establishments" is the number of separate business locations, rather than the number of business companies or organizations, since the Census figures represent information reported separately for each business location or establishment. The establishment count reflects the number of places in business at the end of 1948 excluding administrative and executive offices of multiunit organizations, and "chain store" warehouses.

Sales and receipts.—"1948 sales and receipts" represents sales of merchandise and receipts from repairs and other services to customers. The figures reflect deductions for returned goods and allowances, but not for trade-in allowances; they exclude sales and excise taxes collected from customers and paid directly to any taxing agency.

Proprietors.—"Active proprietors..." represents owners and partners of unincorporated businesses who devoted the major portion of their time to the business in November 1948.

Employment.—"Number of paid employees..." represents all employees on the pay roll for the pay period ending nearest November 15, 1948. "Full workweek" employees, whether regular or seasonal, are those who in the November 15 pay period were paid for working at least the number of hours typically worked in a week by employees of the reporting establishment.

1948 CENSUS OF BUSINESS

RETAIL, WHOLESALE, SERVICE TRADES

U. S. DEPARTMENT OF COMMERCE
BUREAU OF THE CENSUS

PRELIMINARY

For Release May 29, 1950

Release Series BC-1P-04-019

LOS ANGELES COUNTY, CALIF.

Retail, wholesale, and service establishments located in Los Angeles County, California, showed a substantial expansion in dollar volume of trade from 1939 to 1948 according to preliminary figures from the 1948 Census of Business released today by the Bureau of the Census, U. S. Department of Commerce.

Retail sales in the county during 1948 aggregated \$4,483,200,000, an increase of 241 percent over the \$1,314,500,000 sales in 1939, when the preceding Census of Business was taken. Wholesale sales volume in the county showed a 263 percent rise over the same period, reaching a total of \$5,762,900,000 in 1948 as compared with \$1,585,600,000 in 1939. The service trades included in the Census of Business reported receipts totaling \$400,600,000 in 1948 compared with \$135,300,000 in 1939. Hotel receipts moved from \$23,000,000 in 1939 to \$56,000,000 in 1948. Amusement businesses in the county recorded receipts of \$124,800,000 in 1948. No comparable figure for 1939 is available.

Employment in the county also rose over the 9-year period between 1939 and 1948 for the trades covered by the Census of Business. Retail trade establishments reported 232,172 paid employees for the workweek ended nearest November 15, 1948. Of these, 195,413 worked the full week, and the remainder part of the week. The comparable total and full workweek figures for 1939 were 152,890 and 124,221. Wholesale trade establishments reported a total of 87,258 full- and part-week employees for the week of November 15, 1948, compared with 54,530 for the same week in 1939. For the selected service trades, November 15, 1948, paid employees numbered 51,933; the comparable figure for 1939, adjusted for change in scope between the two Censuses, was 40,208.

These preliminary figures have been derived from a Census report on Los Angeles County, California. The report also contains data for forty-two cities of 2,500 inhabitants or more located in Los Angeles County.

Final figures, superseding the preliminary data for Los Angeles County, will be included in a Bulletin for the State of California to be issued in several months. Similar data will be made available this year in preliminary and final form for each of the counties and States. A single copy of the preliminary release for Los Angeles County as well as an order blank for other area releases may be obtained by writing to the Bureau of the Census, Washington 25, D. C.

Table 1.—CENSUS OF BUSINESS PRELIMINARY RESULTS FOR 1948, BY TRADE GROUP
LOS ANGELES COUNTY, CALIF.

Trade group and kind of business	Number of establishments	1948 sales and receipts (Thousand dollars)	Active proprietors of unincorporated businesses Nov. 1948	Paid employees, workweek ended nearest Nov. 15, 1948	
				Total employees ¹	Full workweek employees
RETAIL TRADE, total.....	45,938	4,483,199	46,429	232,172	195,413
Food group.....	7,916	1,041,961	8,304	28,362	22,170
Eating and drinking places.....	9,046	375,635	9,892	48,348	40,518
General merchandise grp, general stores.	1,493	617,632	1,235	50,188	39,977
Apparel group.....	4,166	319,638	3,674	19,697	16,159
Furniture-home furnishgs-appliance grp.	3,685	312,419	3,825	16,030	14,563
Automotive group.....	2,187	719,638	1,884	20,540	19,933
Gasoline service stations.....	5,752	246,917	5,904	12,695	10,512
Lumber-building-hardware group.....	2,103	300,073	2,051	10,704	9,903
Drug and proprietary stores.....	1,304	167,809	1,127	10,125	8,447
All other retail stores.....	8,286	381,477	8,533	15,483	13,231
WHOLESALE TRADE, total.....	8,082	5,762,930	6,390	87,258	x
Merchant wholesalers, total.....	5,477	2,657,296	4,837	57,034	x
Groceries, foods.....	965	685,522	1,039	12,176	x
Dry goods, apparel.....	448	123,478	413	2,283	x
Hardware, elec'l, plum'g and heat'g..	511	364,210	408	8,185	x
Mach'y, equip't, industrial supplies..	998	319,308	802	8,781	x
Automotive parts, accessories.....	517	101,819	480	4,216	x
All other merchant wholesalers.....	2,038	1,062,959	1,695	21,393	x
Manufact'rs' sales branches, offices...	930	1,720,358	51	18,844	x
Petroleum bulk plants, terminals.....	200	295,934	130	2,270	x
Agents, brokers (merchandise).....	1,381	909,773	1,322	4,087	x
Assemblers of farm products.....	94	179,569	50	5,023	x
SELECTED SERVICE TRADES, ^{2/} total.....	20,788	400,591	21,701	51,933	46,388
Personal services.....	11,844	173,741	12,296	27,547	24,945
Business services.....	2,110	99,924	2,024	12,851	11,109
Automotive repairs and services.....	4,001	74,983	4,306	6,497	5,604
Other repair services.....	2,833	51,943	3,075	5,038	4,730
HOTELS.....	1,037	56,049	853	9,642	8,669
TOURIST COURTS AND CAMPS.....	860	8,452	865	595	498
AMUSEMENTS.....	1,248	124,753	923	11,848	x

x Not available.

^{1/} Includes employees paid for less than the full workweek.

^{2/} See General Description on last page for changes from the 1939 Census of Business in the coverage of Service Trades.

Table 2.—CENSUS OF BUSINESS PRELIMINARY RESULTS FOR 1948 FOR CITIES OF 2,500 INHABITANTS OR MORE

LOS ANGELES COUNTY, CALIF.

(Data omitted for trade groups where necessary to avoid disclosure)

City and trade group ¹	Number of establishments	1948 sales and receipts (Thousand dollars)	Active proprietors of unincorporated businesses Nov. 1948	Paid employees, workweek ended nearest Nov. 15, 1948	
				Total employees ²	Full workweek employees
Alhambra:					
Retail trade.....	539	66,994	492	3,102	2,491
Wholesale trade.....	40	20,020	29	399	x
Selected service trades....	214	3,426	222	403	356
Tourist courts and camps...	6	65	3	7	5
Amusements.....	8	482	4	79	x
Arcadia:					
Retail trade.....	208	20,489	215	931	709
Wholesale trade.....	10	1,222	10	32	x
Selected service trades....	70	605	75	76	59
Tourist courts and camps...	5	60	7	2	2
Azusa:					
Retail trade.....	107	7,891	111	279	200
Wholesale trade.....	7	3,653	2	28	x
Selected service trades....	28	419	30	60	51
Bell:					
Retail trade.....	192	16,037	181	601	588
Wholesale trade.....	11	3,173	10	57	x
Selected service trades....	75	760	88	79	65
Belvedere twp:					
Retail trade.....	377	12,670	415	435	315
Wholesale trade.....	34	7,212	44	154	x
Selected service trades....	148	887	154	94	71
Beverly Hills:					
Retail trade.....	576	103,865	479	5,621	5,127
Wholesale trade.....	58	35,693	34	454	x
Selected service trades....	284	5,713	276	814	760
Amusements.....	45	6,457	30	437	x
Burbank:					
Retail trade.....	768	76,749	776	3,400	2,822
Wholesale trade.....	69	27,193	58	403	x
Selected service trades....	313	17,697	347	2,008	1,923
Hotels.....	8	63	9	10	6
Tourist courts and camps...	19	192	21	12	12
Amusements.....	19	895	11	119	x
Claremont:					
Retail trade.....	59	3,601	64	162	129
Selected service trades....	24	397	26	50	43
Compton:					
Retail trade.....	429	56,265	421	2,539	1,992
Wholesale trade.....	34	8,199	28	172	x
Selected service trades....	168	2,333	184	283	260
Tourist courts and camps...	11	96	9	3	2
Covina:					
Retail trade.....	100	8,603	104	418	350
Selected service trades....	34	301	34	21	19

Continued

Table 2.—CENSUS OF BUSINESS PRELIMINARY RESULTS FOR 1948 FOR CITIES OF 2,500 INHABITANTS OR MORE

LOS ANGELES COUNTY, CALIF.

(Data omitted for trade groups where necessary to avoid disclosure)

City and trade group ¹	Number of establishments	1948 sales and receipts (Thousand dollars)	Active proprietors of unincorporated businesses Nov. 1948	Paid employees, workweek ended nearest Nov. 15, 1948	
				Total employees ²	Full workweek employees
Culver City:					
Retail trade.....	248	21,057	261	987	804
Wholesale trade.....	19	15,076	22	273	x
El Monte:					
Retail trade.....	183	19,533	168	823	658
Wholesale trade.....	28	14,147	15	159	x
Selected service trades....	59	649	67	66	59
El Segundo:					
Retail trade.....	53	4,459	49	190	161
Selected service trades....	14	134	17	9	8
Tourist courts and camps...	5	66	4	4	3
Gardena:					
Retail trade.....	223	14,610	237	713	607
Wholesale trade.....	9	1,624	8	26	x
Selected service trades....	53	580	57	66	55
Amusements.....	6	3,117	7	378	x
Glendale:					
Retail trade.....	1,253	141,126	1,150	7,061	5,654
Wholesale trade.....	145	63,049	114	1,252	x
Selected service trades....	670	10,442	714	1,344	1,230
Hotels.....	14	459	10	64	62
Tourist courts and camps...	12	123	15	10	7
Glendora:					
Retail trade.....	73	2,709	77	115	86
Selected service trades....	13	142	14	24	23
Tourist courts and camps...	11	38	13	1	1
Hawthorne:					
Retail trade.....	153	12,242	167	521	432
Wholesale trade.....	8	2,146	9	36	x
Selected service trades....	50	543	51	68	59
Hermosa Beach:					
Retail trade.....	191	13,973	191	626	543
Wholesale trade.....	Included with "Remainder of county"				
Selected service trades....	53	526	57	52	47
Huntington Park:					
Retail trade.....	525	65,433	493	3,328	2,725
Wholesale trade.....	54	19,379	34	471	x
Selected service trades....	229	3,323	239	445	390
Inglewood:					
Retail trade.....	577	71,768	564	3,467	2,955
Wholesale trade.....	42	11,018	35	187	x
Selected service trades....	230	3,119	237	391	339
Tourist courts and camps...	13	85	14	7	6
La Verne:					
Retail trade.....	32	1,486	34	71	44
Selected service trades....	13	157	14	16	15

Continued

Table 2.—CENSUS OF BUSINESS PRELIMINARY RESULTS FOR 1948 FOR CITIES OF 2,500 INHABITANTS OR MORE
LOS ANGELES COUNTY, CALIF.

(Data omitted for trade groups where necessary to avoid disclosure)

City and trade group ¹	Number of establishments	1948 sales and receipts (Thousand dollars)	Active proprietors of unincorporated businesses Nov. 1948	Paid employees, workweek ended nearest Nov. 15, 1948	
				Total employees ²	Full workweek employees
Long Beach:					
Retail trade.....	3,119	307,337	3,104	15,104	12,864
Wholesale trade.....	308	209,732	235	3,283	x
Selected service trades....	1,450	23,210	1,511	3,080	2,761
Hotels.....	86	3,404	69	550	484
Tourist courts and camps...	79	725	75	60	53
Amusements.....	112	7,642	62	942	x
Los Angeles:					
Retail trade.....	22,945	2,340,388	23,618	131,311	111,704
Wholesale trade.....	5,926	4,313,798	4,750	64,759	x
Selected service trades....	11,583	249,335	11,956	33,075	29,382
Hotels.....	730	39,357	610	7,002	6,266
Tourist courts and camps...	313	3,623	321	262	225
Amusements.....	600	59,337	464	6,567	x
Lynwood:					
Retail trade.....	238	17,331	248	726	595
Wholesale trade.....	10	4,677	5	104	x
Selected service trades....	122	1,514	129	227	208
Tourist courts and camps...	20	239	17	11	10
Manhattan Beach:					
Retail trade.....	208	19,079	134	1,193	877
Wholesale trade.....	Included with "Remainder of county"				
Selected service trades....	34	463	30	58	54
Tourist courts and camps...	10	64	12	1	1
Maywood:					
Retail trade.....	167	13,120	158	572	494
Wholesale trade.....	16	4,689	15	98	x
Selected service trades....	64	777	64	82	71
Monrovia:					
Retail trade.....	248	22,413	247	993	803
Wholesale trade.....	10	2,105	10	35	x
Tourist courts and camps...	13	120	12	10	5
Montebello:					
Retail trade.....	163	12,304	165	504	374
Wholesale trade.....	11	1,382	10	41	x
Selected service trades....	60	699	64	94	81
Monterey Park:					
Retail trade.....	155	10,541	142	416	322
Wholesale trade.....	7	1,671	5	36	x
Selected service trades....	57	657	62	70	65
Tourist courts and camps...	8	68	8	5	5
Pasadena:					
Retail trade.....	1,476	191,570	1,411	11,110	9,212
Wholesale trade.....	171	69,441	117	1,730	x
Selected service trades....	769	13,209	802	1,841	1,629

Continued

Table 2.—CENSUS OF BUSINESS PRELIMINARY RESULTS FOR 1948 FOR CITIES OF 2,500 INHABITANTS OR MORE

LOS ANGELES COUNTY, CALIF.

(Data omitted for trade groups where necessary to avoid disclosure)

City and trade group ¹	Number of establishments	1948 sales and receipts (Thousand dollars)	Active proprietors of unincorporated businesses Nov. 1948	Paid employees, workweek ended nearest Nov. 15, 1948	
				Total employees ²	Full workweek employees
Pomona:					
Retail trade.....	518	50,861	504	2,169	1,793
Wholesale trade.....	55	19,816	37	518	x
Selected service trades....	236	3,364	249	461	416
Tourist courts and camps...	18	125	18	12	7
Redondo Beach:					
Retail trade.....	291	18,528	300	712	570
Wholesale trade.....	10	1,220	9	32	x
Selected service trades....	95	1,005	99	163	148
Hotels.....	8	75	6	10	10
San Fernando:					
Retail trade.....	254	25,412	226	1,161	949
Wholesale trade.....	16	5,450	11	93	x
Selected service trades....	100	2,006	117	305	289
San Gabriel:					
Retail trade.....	217	19,568	218	821	645
Wholesale trade.....	10	2,752	6	54	x
Selected service trades....	68	872	68	89	77
San Marino:					
Retail trade.....	97	7,539	93	404	333
Selected service trades....	21	329	23	39	35
Santa Monica:					
Retail trade.....	1,129	108,197	1,087	5,521	4,718
Wholesale trade.....	64	25,351	50	462	x
Selected service trades....	438	5,479	460	623	535
Hotels.....	44	2,458	28	387	340
Tourist courts and camps...	39	597	43	59	55
Amusements.....	59	2,151	49	240	x
Sierra Madre:					
Retail trade.....	51	3,655	51	153	106
Selected service trades....	23	181	26	16	13
Signal Hill:					
Retail trade.....	39	1,944	39	89	68
Selected service trades....	38	1,042	44	144	123
South Gate:					
Retail trade.....	408	36,531	411	1,491	1,276
Wholesale trade.....	33	12,727	20	223	x
Selected service trades....	169	2,457	183	265	232
Tourist courts and camps...	25	211	25	7	5
Amusements.....	8	466	11	79	x
South Pasadena:					
Retail trade.....	145	10,782	137	539	431
Wholesale trade.....	16	2,368	7	70	x
Selected service trades....	65	798	75	86	80

Continued

Table 2.—CENSUS OF BUSINESS PRELIMINARY RESULTS FOR 1948 FOR CITIES OF 2,500 INHABITANTS OR MORE

LOS ANGELES COUNTY, CALIF.

(Data omitted for trade groups where necessary to avoid disclosure)

City and trade group ¹	Number of establishments	1948 sales and receipts (Thousand dollars)	Active proprietors of unincorporated businesses Nov. 1948	Paid employees, workweek ended nearest Nov. 15, 1948	
				Total employees ²	Full workweek employees
Torrance:					
Retail trade.....	185	13,794	175	640	521
Wholesale trade.....	14	10,466	11	164	x
Selected service trades....	54	780	59	138	132
Hotels.....	6	60	7	7	7
Amusements.....	5	116	3	20	x
Whittier:					
Retail trade.....	262	32,547	239	1,602	1,320
Wholesale trade.....	17	7,209	9	136	x
Selected service trades....	98	1,924	105	298	277
Remainder of county:^{3/}					
Retail trade.....	6,757	478,198	7,073	19,551	16,046
Wholesale trade.....	820	835,272	631	11,317	x
Selected service trades....	2,342	31,775	2,501	3,379	2,948
Hotels.....	49	1,390	33	117	101
Tourist courts and camps...	210	1,576	211	96	72
Amusements.....	222	11,189	175	1,209	x

x Not available.

1/ See General Description on this page for changes from the 1939 Census of Business in the coverage of Service Trades.

2/ Includes employees paid for less than the full workweek.

3/ Includes figures for establishments, other than wholesale, not located in cities of 2,500 inhabitants or more, and wholesale establishments not located in cities of 5,000 inhabitants or more.

GENERAL DESCRIPTION OF PRELIMINARY RELEASES FOR THE 1948 CENSUS OF BUSINESS

This series of releases, of which one is planned for each county in the United States, presents preliminary results of the 1948 Census of Business. The information is based on reports submitted by business establishments for that Census. The figures shown are preliminary, and are subject to revision in the final Census publications, but the changes are expected to be relatively minor with respect to coverage. The final Census figures will be issued in a series of Business Census bulletins which will show additional detailed kind-of-business information for all places where there are a sufficient number of establishments.

The 1948 Census of Business was taken under the provision of the Act of June 19, 1948, which provides that the Business Census be taken for 1948 and for each fifth year thereafter. Previous Business Censuses were taken for the years 1929, 1933, 1935, and 1939.

Scope of the Census.—The 1948 Census of Business covered all establishments in the following trades, as defined by the Standard Industrial Classification Manual, May 1949 issue, of the Executive Office of the President: all retail trades; all wholesale trades; all service trades in the following four groups—personal services, business services, automobile repairs and services, and miscellaneous repair services; hotels; tourist courts and camps; and amusements, including motion picture theaters. Some important services not covered are radio broadcasting and television, medical and health, legal, educational, nonprofit, accounting, and domestic services.

This coverage is similar to that of the 1939 Business Census. However, "custom trades" and "services incidental to transportation," which are no longer included in the standard classification of the service trades, are not covered by the 1948 Census. In a number of localities, these exclusions as well as

other changes in the standard classification may have a considerable effect in comparing 1948 with 1939 data, particularly with respect to establishment count.


Establishment definition.—For Census purposes, a business establishment is defined to include only enterprises conducted from a recognizable place of business, provided that the annual sales were in excess of \$5,000 for a wholesale trade establishment and \$500 for establishments in other trades. A detailed analysis of coverage will be provided in future Census of Business publications.

"Number of establishments" is the number of separate business locations, rather than the number of business companies or organizations, since the Census figures represent information reported separately for each business location or establishment. The establishment count reflects the number of places in business at the end of 1948 excluding administrative and executive offices of multiunit organizations, and "chain store" warehouses.

Sales and receipts.—"1948 sales and receipts" represents sales of merchandise and receipts from repairs and other services to customers. The figures reflect deductions for returned goods and allowances, but not for trade-in allowances; they include sales and excise taxes collected from customers and paid directly to any taxing agency.

Proprietors.—"Active proprietors..." represents owners and partners of unincorporated businesses who devoted the major portion of their time to the business in November 1948.

Employment.—"Number of paid employees..." represents all employees on the pay roll for the pay period ending nearest November 15, 1948. "Full workweek" employees, whether regular or seasonal, are those who in the November 15 pay period were paid for working at least the number of hours typically worked in a week by employee of the reporting establishment.



THE
M
S
T

1948 CENSUS OF BUSINESS

RETAIL, WHOLESALE, SERVICE TRADES

U. S. DEPARTMENT OF COMMERCE
BUREAU OF THE CENSUS

PRELIMINARY

For Release May 8, 1950

Release Series BC-1P-04-020

MADERA COUNTY, CALIF.

Retail, wholesale, and service establishments located in Madera County, California, showed a substantial expansion in dollar volume of trade from 1939 to 1948 according to preliminary figures from the 1948 Census of Business released today by the Bureau of the Census, U. S. Department of Commerce.

Retail sales in the county during 1948 aggregated \$30.3 million, an increase of 333 percent over the \$7.0 million in 1939, when the preceding Census of Business was taken. Wholesale sales in the county reached a total of \$7.8 million in 1948 as compared with \$4.1 million in 1939. The service trades included in the Census of Business recorded receipts totaling \$1.3 million in 1948 compared with \$0.3 million in 1939.

Employment in the county also rose over the 9-year period between 1939 and 1948 for the above trades. Establishments in these trades reported a combined total of 1,452 paid employees for the workweek ended nearest November 15, 1948. This compared with a total of 775 employees reported for the week of November 15, 1939.

These preliminary figures have been derived from a Census report on Madera County, California, which also includes data for the city of Madera. Final figures, superseding the preliminary data for Madera County, will be included in a Bulletin for the State of California to be issued in several months. Similar data will be made available this year in preliminary and final form for each of the counties and States. A single copy of the preliminary release for Madera County as well as an order blank for other area releases may be obtained by writing to the Bureau of the Census, Washington 25, D. C.

Table 1.—CENSUS OF BUSINESS PRELIMINARY RESULTS FOR 1948, BY TRADE GROUP

MADERA COUNTY, CALIF.

Trade group and kind of business	Number of establishments	1948 sales and receipts (Thousand dollars)	Active proprietors of unincorporated businesses Nov. 1948	Paid employees, workweek ended nearest Nov. 15, 1948	
				Total employees ¹	Full workweek employees
RETAIL TRADE, total.....	412	30,288	445	1,223	1,013
Food group.....	101	8,557	109	195	158
Eating and drinking places.....	81	2,179	91	246	207
General merchandise group, general stores.....	9	1,343	5	99	50
Apparel group.....	17	1,231	20	50	45
Furniture-home furnishings-appliance group.....	19	1,064	23	33	25
Automotive group.....	34	5,363	45	226	217
Gasoline service stations.....	64	1,818	70	56	45
Lumber-building-hardware group.....	37	5,620	32	190	174
Drug and proprietary stores.....	7	611	8	27	20
All other retail stores.....	43	2,502	42	101	72
WHOLESALE TRADE, total.....	32	7,755	25	98	x
Merchant wholesalers.....	8	1,870	10	23	x
Other types of wholesale.....	24	5,885	15	75	x
SELECTED SERVICE TRADES, ^{2/} total.....	116	1,279	125	131	113
Personal services.....	52	529	56	78	69
Business services.....	7	96	4	19	11
Automotive repairs and services.....	41	419	49	18	17
Other repair services.....	16	235	16	16	16
HOTELS.....	10	257	11	28	25
TOURIST COURTS AND CAMPS.....	11	72	14	6	4

x Not available.

^{1/} Includes employees paid for less than the full workweek.

^{2/} See General Description on last page for changes from the 1939 Census of Business in the coverage of Service Trades.

Table 2.—CENSUS OF BUSINESS PRELIMINARY RESULTS FOR 1948 FOR CITIES OF 2,500 INHABITANTS OR MORE
MADERA COUNTY, CALIF.

(Data omitted for trade groups where necessary to avoid disclosure)

City and trade group ¹	Number of establishments	1948 sales and receipts (Thousand dollars)	Active proprietors of unincorporated businesses Nov. 1948	Paid employees, workweek ended nearest Nov. 15, 1948	
				Total employees ²	Full workweek employees
Madera:					
Retail trade.....	201	19,013	222	829	664
Wholesale trade.....	19	4,967	18	48	x
Selected service trades.....	60	759	66	86	78
Hotels.....	5	64	5	10	7
Remainder of county:					
Retail trade.....	211	11,275	223	394	349
Wholesale trade.....	13	2,788	7	50	x
Selected service trades.....	56	520	59	45	35
Hotels.....	5	193	6	18	18

x Not available.

1/ Includes employees paid for less than the full workweek.

2/ See General Description on this page for changes from the 1939 Census of Business in the coverage of Service Trades.

GENERAL DESCRIPTION OF PRELIMINARY RELEASES FOR THE 1948 CENSUS OF BUSINESS

This series of releases, of which one is planned for each county in the United States, presents preliminary results of the 1948 Census of Business. The information is based on reports submitted by business establishments for that Census. The figures shown are preliminary, and are subject to revision in the final Census publications, but the changes are expected to be relatively minor with respect to coverage. The final Census figures will be issued in a series of Business Census bulletins which will show additional detailed kind-of-business information for all places where there are a sufficient number of establishments.

The 1948 Census of Business was taken under the provision of the Act of June 19, 1948, which provides that the Business Census be taken for 1948 and for each fifth year thereafter. Previous Business Censuses were taken for the years 1929, 1933, 1935, and 1939.

Scope of the Census.—The 1948 Census of Business covered all establishments in the following trades, as defined by the Standard Industrial Classification Manual, May 1949 issue, of the Executive Office of the President: all retail trades; all wholesale trades; all service trades in the following four groups—personal services, business services, automobile repairs and services, and miscellaneous repair services; hotels; tourist courts and camps; and amusements, including motion picture theaters. Some important services not covered are radio broadcasting and television, medical and health, legal, educational, nonprofit, accounting, and domestic services.

This coverage is similar to that of the 1939 Business Census. However, "custom trades" and "services incidental to transportation," which are no longer included in the standard classification of the service trades, are not covered by the 1948 Census. In a number of localities, these exclusions as well as

other changes in the standard classification may have a considerable effect in comparing 1948 with 1939 data, particularly with respect to establishment count.

Establishment definition.—For Census purposes, a business establishment is defined to include only enterprises conducted from a recognizable place of business, provided that the annual sales were in excess of \$5,000 for a wholesale trade establishment and \$500 for establishments in other trades. A detailed analysis of coverage will be provided in future Censuses of Business publications.

"Number of establishments" is the number of separate business locations, rather than the number of business companies or organizations, since the Census figures represent information reported separately for each business location or establishment. The establishment count reflects the number of places in business at the end of 1948 excluding administrative and executive offices of multiunit organizations, and "chain store" warehouses.

Sales and receipts.—"1948 sales and receipts" represents sales of merchandise and receipts from repairs and other services to customers. The figures reflect deductions for returned goods and allowances, but not for trade-in allowances; they exclude sales and excise taxes collected from customers and paid directly to any taxing agency.

Proprietors.—"Active proprietors..." represents owners and partners of unincorporated businesses who devoted the major portion of their time to the business in November 1948.

Employment.—"Number of paid employees..." represents all employees on the pay roll for the pay period ending nearest November 15, 1948. "Full workweek" employees, whether regular or seasonal, are those who in the November 15 pay period were paid for working at least the number of hours typically worked in a week by employees of the reporting establishment.

1948 CENSUS OF BUSINESS

RETAIL, WHOLESALE, SERVICE TRADES

U. S. DEPARTMENT OF COMMERCE
BUREAU OF THE CENSUS

PRELIMINARY

For Release May 22, 1950

Release Series BC-1P-04-021

MARIN COUNTY, CALIF.

Retail, wholesale, and service establishments located in Marin County, California, showed a substantial expansion in dollar volume of trade from 1939 to 1948 according to preliminary figures from the 1948 Census of Business released today by the Bureau of the Census, U. S. Department of Commerce.

Retail sales in the county during 1948 aggregated \$66.5 million, an increase of 261 percent over the \$18.4 million in 1939, when the preceding Census of Business was taken. Wholesale sales in the county reached a total of \$14.4 million in 1948 as compared with \$3.8 million in 1939. The service trades included in the Census of Business recorded receipts totaling \$4.1 million in 1948 compared with \$1.2 million in 1939.

Employment in the county also rose over the 9-year period between 1939 and 1948 for the above trades. Establishments in these trades reported a combined total of 3,635 paid employees for the workweek ended nearest November 15, 1948. This compared with a total of 2,020 employees reported for the week of November 15, 1939.

These preliminary figures have been derived from a Census report on Marin County, California, which also includes data for the cities of Mill Valley, San Anselmo, San Rafael, and Sausalito. Final figures, superseding the preliminary data for Marin County, will be included in a Bulletin for the State of California to be issued in several months. Similar data will be made available this year in preliminary and final form for each of the counties and States. A single copy of the preliminary release for Marin County as well as an order blank for other area releases may be obtained by writing to the Bureau of the Census, Washington 25, D. C.

Table 1.—CENSUS OF BUSINESS PRELIMINARY RESULTS FOR 1948, BY TRADE GROUP

MARIN COUNTY, CALIF.

Trade group and kind of business	Number of establishments	1948 sales and receipts (Thousand dollars)	Active proprietors of unincorporated businesses Nov. 1948	Paid employees, workweek ended nearest Nov. 15, 1948	
				Total employees ¹	Full workweek employees
RETAIL TRADE, total.....	786	66,535	915	2,894	2,301
Food group.....	181	20,787	232	478	384
Eating and drinking places.....	168	6,693	213	638	469
General merchandise group, general stores.....	26	6,035	23	450	304
Apparel group.....	49	2,284	50	81	63
Furniture-home furnishings-appliance group....	50	2,837	60	145	127
Automotive group.....	33	8,364	41	311	204
Gasoline service stations.....	86	3,712	93	164	108
Lumber-building-hardware group.....	51	8,660	48	355	328
Drug and proprietary stores.....	29	2,318	33	99	75
All other retail stores.....	113	4,845	122	173	139
WHOLESALE TRADE, total.....	42	14,443	37	262	x
Merchant wholesalers.....	24	7,938	25	208	x
Other types of wholesale.....	18	6,505	12	54	x
SELECTED SERVICE TRADES, ² /total.....	230	4,078	259	479	424
Personal services.....	136	2,175	151	348	310
Business services.....	9	245	8	18	15
Automotive repairs and services.....	50	1,298	58	90	81
Other repair services.....	35	360	42	23	18
HOTELS.....	17	522	21	57	46
TOURIST COURTS AND CAMPS.....	13	198	20	15	8

x Not available.

1/ Includes employees paid for less than the full workweek.

2/ See General Description on last page for changes from the 1939 Census of Business in the coverage of Service Trades.

Table 2.—CENSUS OF BUSINESS PRELIMINARY RESULTS FOR 1948 FOR CITIES OF 2,500 INHABITANTS OR MORE

MARIN COUNTY, CALIF.

(Data omitted for trade groups where necessary to avoid disclosure)

City and trade group ¹	Number of establishments	1948 sales and receipts (Thousand dollars)	Active proprietors of unincorporated businesses Nov. 1948	Paid employees, workweek ended nearest Nov. 15, 1948	
				Total employees ²	Full workweek employees
Mill Valley:					
Retail trade.....	80	6,563	87	275	231
Selected service trades.....	35	542	33	66	59
San Anselmo:					
Retail trade.....	90	6,941	104	286	213
Selected service trades.....	17	291	19	32	28
San Rafael:					
Retail trade.....	244	31,561	285	1,473	1,222
Wholesale trade.....	24	11,958	21	230	x
Selected service trades.....	79	1,987	95	231	206
Hotels.....	9	286	13	27	21
Sausalito:					
Retail trade.....	55	3,320	61	182	146
Selected service trades.....	27	472	28	70	68
Remainder of county: ^{3/}					
Retail trade.....	317	18,150	378	678	489
Wholesale trade.....	18	2,485	16	32	x
Selected service trades.....	72	786	84	80	63

x Not available.

1/ See General Description on this page for changes from the 1939 Census of Business in the coverage of Service Trades.

2/ Includes employees paid for less than the full workweek.

3/ Includes figures for establishments, other than wholesale, not located in cities of 2,500 inhabitants or more, and wholesale establishments not located in cities of 5,000 inhabitants or more.

GENERAL DESCRIPTION OF PRELIMINARY RELEASES FOR THE 1948 CENSUS OF BUSINESS

This series of releases, of which one is planned for each county in the United States, presents preliminary results of the 1948 Census of Business. The information is based on reports submitted by business establishments for that Census. The figures shown are preliminary, and are subject to revision in the final Census publications, but the changes are expected to be relatively minor with respect to coverage. The final Census figures will be issued in a series of Business Census bulletins which will show additional detailed kind-of-business information for all places where there are a sufficient number of establishments.

The 1948 Census of Business was taken under the provision of the Act of June 19, 1948, which provides that the Business Census be taken for 1948 and for each fifth year thereafter. Previous Business Censuses were taken for the years 1929, 1938, 1935, and 1939.

Scope of the Census.—The 1948 Census of Business covered all establishments in the following trades, as defined by the Standard Industrial Classification Manual, May 1949 issue, of the Executive Office of the President: all retail trades; all wholesale trades; all service trades in the following four groups—personal services, business services, automobile repairs and services, and miscellaneous repair services; hotels; tourist courts and camps; and amusements, including motion picture theaters. Some important services not covered are radio broadcasting and television, medical and health, legal, educational, nonprofit, accounting, and domestic services.

This coverage is similar to that of the 1939 Business Census. However, "custom trades" and "services incidental to transportation," which are no longer included in the standard classification of the service trades, are not covered by the 1948 Census. In a number of localities, these exclusions as well as

other changes in the standard classification may have a considerable effect in comparing 1948 with 1939 data, particularly with respect to establishment count.

Establishment definition.—For Census purposes, a business establishment is defined to include only enterprises conducted from a recognizable place of business, provided that the annual sales were in excess of \$5,000 for a wholesale trade establishment and \$500 for establishments in other trades. A detailed analysis of coverage will be provided in future Census of Business publications.

"Number of establishments" is the number of separate business locations, rather than the number of business companies or organizations, since the Census figures represent information reported separately for each business location or establishment. The establishment count reflects the number of places in business at the end of 1948 excluding administrative and executive offices of multiunit organizations, and "chain store" warehouses.

Sales and receipts.—"1948 sales and receipts" represents sales of merchandise and receipts from repairs and other services to customers. The figures reflect deductions for returned goods and allowances, but not for trade-in allowances; they exclude sales and excise taxes collected from customers and paid directly to any taxing agency.

Proprietors.—"Active proprietors..." represents owners and partners of unincorporated businesses who devoted the major portion of their time to the business in November 1948.

Employment.—"Number of paid employees..." represents all employees on the pay roll for the pay period ending nearest November 15, 1948. "Full workweek" employees, whether regular or seasonal, are those who in the November 15 pay period were paid for working at least the number of hours typically worked in a week by employees of the reporting establishment.

1948 CENSUS OF BUSINESS

RETAIL, WHOLESALE, SERVICE TRADES

U. S. DEPARTMENT OF COMMERCE
BUREAU OF THE CENSUS

PRELIMINARY

For Release May 29, 1950.

Release Series BC-1P-04-022

MARIPOSA COUNTY, CALIF.

Retail and wholesale establishments located in Mariposa County, California, showed an expansion in dollar volume of trade from 1939 to 1948 according to preliminary figures from the 1948 Census of Business released today by the Bureau of the Census, U. S. Department of Commerce.

Retail sales in the county during 1948 aggregated \$3.3 million, an increase of 94 percent over the \$1.7 million in 1939, when the preceding Census of Business was taken. Wholesale sales in the county reached a total of \$833,000 in 1948 as compared with \$568,000 in 1939. The service trades included in the Census of Business recorded receipts totaling \$131,000 in 1948, a decrease from the \$171,000 reported in 1939.

Employment in the county decreased over the 9-year period between 1939 and 1948 for the above trades. Establishments in these trades reported a combined total of 119 paid employees for the workweek ended nearest November 15, 1948. This compared with a total of 141 employees reported for the week of November 15, 1939.

These preliminary figures have been derived from a Census report on Mariposa County, California. Final figures, superseding the preliminary data for Mariposa County, will be included in a Bulletin for the State of California to be issued in several months. Similar data will be made available this year in preliminary and final form for each of the counties and States. A single copy of the preliminary release for Mariposa County as well as an order blank for other area releases may be obtained by writing to the Bureau of the Census, Washington 25, D. C.

Table 1.—CENSUS OF BUSINESS PRELIMINARY RESULTS FOR 1948, BY TRADE GROUP

MARIPOSA COUNTY, CALIF.

Trade group and kind of business	Number of establishments	1948 sales and receipts (Thousand dollars)	Active proprietors of unincorporated businesses Nov. 1948	Paid employees, workweek ended nearest Nov. 15, 1948	
				Total employees ¹	Full workweek employees
RETAIL TRADE, total.....	78	3,300	66	105	88
Food group.....	19	1,097	14	21	19
Eating and drinking places.....	21	593	20	34	26
Gasoline service stations.....	17	668	13	13	11
All other retail stores.....	21	942	19	37	32
WHOLESALE TRADE.....	5	833	3	8	x
SELECTED SERVICE TRADES ^{2/}	11	131	10	6	6

x Not available.

^{1/} Includes employees paid for less than the full workweek.

^{2/} See General Description on last page for changes from the 1939 Census of Business in the coverage of Service Trades.

GENERAL DESCRIPTION OF PRELIMINARY RELEASES FOR THE 1948 CENSUS OF BUSINESS

This series of releases, of which one is planned for each county in the United States, presents preliminary results of the 1948 Census of Business. The information is based on reports submitted by business establishments for that Census. The figures shown are preliminary, and are subject to revision in the final Census publications, but the changes are expected to be relatively minor with respect to coverage. The final Census figures will be issued in a series of Business Census bulletins which will show additional detailed kind-of-business information for all places where there are a sufficient number of establishments.

The 1948 Census of Business was taken under the provision of the Act of June 19, 1948, which provides that the Business Census be taken for 1948 and for each fifth year thereafter. Previous Business Censuses were taken for the years 1929, 1933, 1935, and 1939.

Scope of the Census.—The 1948 Census of Business covered all establishments in the following trades, as defined by the Standard Industrial Classification Manual, May 1949 issue, of the Executive Office of the President: all retail trades; all wholesale trades; all service trades in the following four groups—personal services, business services, automobile repairs and services, and miscellaneous repair services; hotels; tourist courts and camps; and amusements, including motion picture theaters. Some important services not covered are radio broadcasting and television, medical and health, legal, educational, nonprofit, accounting, and domestic services.

This coverage is similar to that of the 1939 Business Census. However, "custom trades" and "services incidental to transportation," which are no longer included in the standard classification of the service trades, are not covered by the 1948 Census. In a number of localities, these exclusions as well as other changes in the standard classification may have a considerable effect in comparing

1948 with 1939 data, particularly with respect to establishment count.

Establishment definition.—For Census purposes, a business establishment is defined to include only enterprises conducted from a recognizable place of business, provided that the annual sales were in excess of \$5,000 for a wholesale trade establishment and \$500 for establishments in other trades. A detailed analysis of coverage will be provided in future Census of Business publications.

"Number of establishments" is the number of separate business locations, rather than the number of business companies or organizations, since the Census figures represent information reported separately for each business location or establishment. The establishment count reflects the number of places in business at the end of 1948 excluding administrative and executive offices of multiunit organizations, and "chain store" warehouses.

Sales and receipts.—"1948 sales and receipts" represents sales of merchandise and receipts from repairs and other services to customers. The figures reflect deductions for returned goods and allowances, but not for trade-in allowances; they exclude sales and excise taxes collected from customers and paid directly to any taxing agency.

Proprietors.—"Active proprietors..." represents owners and partners of unincorporated businesses who devoted the major portion of their time to the business in November 1948.

Employment.—"Number of paid employees..." represents all employees on the pay roll for the pay period ending nearest November 15, 1948. "Full workweek" employees, whether regular or seasonal, are those who in the November 15 pay period were paid for working at least the number of hours typically worked in a week by employees of the reporting establishment.

1948 CENSUS OF BUSINESS

RETAIL, WHOLESALE, SERVICE TRADES

U. S. DEPARTMENT OF COMMERCE
BUREAU OF THE CENSUS

PRELIMINARY

For Release May 8, 1950

Release Series BC-1P-04-023

MENDOCINO COUNTY, CALIF.

Retail, wholesale, and service establishments located in Mendocino County, California, showed a substantial expansion in dollar volume of trade from 1939 to 1948 according to preliminary figures from the 1948 Census of Business released today by the Bureau of the Census, U. S. Department of Commerce.

Retail sales in the county during 1948 aggregated \$35.3 million, an increase of 288 percent over the \$9.1 million in 1939, when the preceding Census of Business was taken. Wholesale sales in the county reached a total of \$10.1 million in 1948 as compared with \$2.6 million in 1939. The service trades included in the Census of Business recorded receipts totaling \$1.2 million in 1948 compared with \$0.4 million in 1939.

Employment in the county also rose over the 9-year period between 1939 and 1948 for the above trades. Establishments in these trades reported a combined total of 1,713 paid employees for the workweek ended nearest November 15, 1948. This compared with a total of 900 employees reported for the week of November 15, 1939.

These preliminary figures have been derived from a Census report on Mendocino County, California, which also includes data for the cities of Fort Bragg and Ukiah. Final figures, superseding the preliminary data for Mendocino County, will be included in a Bulletin for the State of California to be issued in several months. Similar data will be made available this year in preliminary and final form for each of the counties and States. A single copy of the preliminary release for Mendocino County as well as an order blank for other area releases may be obtained by writing to the Bureau of the Census, Washington 25, D. C.

Table 1.—CENSUS OF BUSINESS PRELIMINARY RESULTS FOR 1948, BY TRADE GROUP

MENDOCINO COUNTY, CALIF.

Trade group and kind of business	Number of establishments	1948 sales and receipts (Thousand dollars)	Active proprietors of unincorporated businesses Nov. 1948	Paid employees, workweek ended nearest Nov. 15, 1948	
				Total employees ¹	Full workweek employees
RETAIL TRADE, total.....:	490	35,276	523	1,447	1,222
Food group.....	85	8,528	95	174	151
Eating and drinking places.....	123	4,171	143	417	348
General merchandise grp, general stores	33	5,084	31	230	177
Apparel group.....	20	735	21	27	19
Furniture-home furnishgs-appliance grp	21	1,000	23	41	35
Automotive group.....	39	5,500	45	225	211
Gasoline service stations.....	76	2,706	78	89	68
Lumber-building-hardware group.....	34	3,213	33	113	98
Drug and proprietary stores.....	8	667	10	33	30
All other retail stores.....	51	3,672	44	98	85
WHOLESALE TRADE, total.....	52	10,069	46	156	x
Petroleum bulk plants, terminals.....	27	4,291	23	38	x
Other types of wholesale.....	25	5,778	23	118	x
SELECTED SERVICE TRADES, ² /total.....	91	1,155	112	110	75
Personal services.....	56	758	65	96	61
All other service trades.....	35	397	47	14	14
HOTELS.....	32	914	43	84	68
TOURIST COURTS AND CAMPS.....	53	690	65	33	29

x Not available.

¹/ Includes employees paid for less than the full workweek.

²/ See General Description on last page for changes from the 1939 Census of Business in the coverage of Service Trades.

Table 2.—CENSUS OF BUSINESS PRELIMINARY RESULTS FOR 1948 FOR CITIES OF 2,500 INHABITANTS OR MORE
MENDOCINO COUNTY, CALIF.

(Data omitted for trade groups where necessary to avoid disclosure)

City and trade group ¹	Number of establishments	1948 sales and receipts (Thousand dollars)	Active proprietors of unincorporated businesses Nov. 1948	Paid employees, workweek ended nearest Nov. 15, 1948	
				Total employees ²	Full workweek employees
Fort Bragg:					
Retail trade.....	86	8,198	91	269	226
Selected service trades....	28	326	35	30	21
Tourist courts and camps...		Included with "Remainder of county"			
Ukiah:					
Retail trade.....	147	13,162	155	571	479
Selected service trades....	34	468	41	51	31
Tourist courts and camps...	7	107	13	10	9
Remainder of county: ^{3/}					
Retail trade.....	257	13,916	277	607	517
Selected service trades....	29	361	36	29	23
Tourist courts and camps...	46	583	52	23	20

1/ See General Description on this page for changes from the 1939 Census of Business in the coverage of Service Trades.

2/ Includes employees paid for less than the full workweek.

3/ Except as indicated above, includes figures for establishments not located in cities of 2,500 inhabitants or more.

GENERAL DESCRIPTION OF PRELIMINARY RELEASES FOR THE 1948 CENSUS OF BUSINESS

This series of releases, of which one is planned for each county in the United States, presents preliminary results of the 1948 Census of Business. The information is based on reports submitted by business establishments for that Census. The figures shown are preliminary, and are subject to revision in the final Census publications, but the changes are expected to be relatively minor with respect to coverage. The final Census figures will be issued in a series of Business Census bulletins which will show additional detailed kind-of-business information for all places where there are a sufficient number of establishments.

The 1948 Census of Business was taken under the provision of the Act of June 19, 1948, which provides that the Business Census be taken for 1948 and for each fifth year thereafter. Previous Business Censuses were taken for the years 1929, 1933, 1935, and 1939.

Scope of the Census.—The 1948 Census of Business covered all establishments in the following trades, as defined by the Standard Industrial Classification Manual, May 1949 issue, of the Executive Office of the President: all retail trades; all wholesale trades; all service trades in the following four groups—personal services, business services, automobile repairs and services, and miscellaneous repair services; hotels; tourist courts and camps; and amusements, including motion picture theaters. Some important services not covered are radio broadcasting and television, medical and health, legal, educational, nonprofit, accounting, and domestic services.

This coverage is similar to that of the 1939 Business Census. However, "custom trades" and "services incidental to transportation," which are no longer included in the standard classification of the service trades, are not covered by the 1948 Census. In a number of localities, these exclusions as well as

other changes in the standard classification may have a considerable effect in comparing 1948 with 1939 data, particularly with respect to establishment count.

Establishment definition.—For Census purposes, a business establishment is defined to include only enterprises conducted from a recognizable place of business, provided that the annual sales were in excess of \$5,000 for a wholesale trade establishment and \$500 for establishments in other trades. A detailed analysis of coverage will be provided in future Census of Business publications.

"Number of establishments" is the number of separate business locations, rather than the number of business companies or organizations, since the Census figures represent information reported separately for each business location or establishment. The establishment count reflects the number of places in business at the end of 1948 excluding administrative and executive offices of multiunit organizations, and "chain store" warehouses.

Sales and receipts.—"1948 sales and receipts" represents sales of merchandise and receipts from repairs and other services to customers. The figures reflect deductions for returned goods and allowances, but not for trade-in allowances; they exclude sales and excise taxes collected from customers and paid directly to any taxing agency.

Proprietors.—"Active proprietors..." represents owners and partners of unincorporated businesses who devoted the major portion of their time to the business in November 1948.

Employment.—"Number of paid employees..." represents all employees on the pay roll for the pay period ending nearest November 15, 1948. "Full workweek" employees, whether regular or seasonal, are those who in the November 15 pay period were paid for working at least the number of hours typically worked in a week by employees of the reporting establishment.

1948 CENSUS OF BUSINESS

RETAIL, WHOLESALE, SERVICE TRADES

U. S. DEPARTMENT OF COMMERCE
BUREAU OF THE CENSUS

PRELIMINARY

For Release May 15, 1950

Release Series BC-1P-04-024

MERCED COUNTY, CALIF.

Retail, wholesale, and service establishments located in Merced County, California, showed a substantial expansion in dollar volume of trade from 1939 to 1948 according to preliminary figures from the 1948 Census of Business released today by the Bureau of the Census, U. S. Department of Commerce.

Retail sales in the county during 1948 aggregated \$68.3 million, an increase of 282 percent over the \$17.9 million in 1939, when the preceding Census of Business was taken. Wholesale sales in the county reached a total of \$21.7 million in 1948 as compared with \$5.9 million in 1939. The service trades included in the Census of Business recorded receipts totaling \$2.7 million in 1948 compared with \$0.9 million in 1939.

Employment in the county also rose over the 9-year period between 1939 and 1948 for the above trades. Establishments in these trades reported a combined total of 3,571 paid employees for the workweek ended nearest November 15, 1948. This compared with a total of 1,964 employees reported for the week of November 15, 1939.

These preliminary figures have been derived from a Census report on Merced County, California, which also includes data for the city of Merced. Final figures, superseding the preliminary data for Merced County, will be included in a Bulletin for the State of California to be issued in several months. Similar data will be made available this year in preliminary and final form for each of the counties and States. A single copy of the preliminary release for Merced County as well as an order blank for other area releases may be obtained by writing to the Bureau of the Census, Washington 25, D. C.

Table 1.—CENSUS OF BUSINESS PRELIMINARY RESULTS FOR 1948, BY TRADE GROUP

MERCED COUNTY, CALIF.

Trade group and kind of business	Number of establishments	1948 sales and receipts (Thousand dollars)	Active proprietors of unincorporated businesses Nov. 1948	Paid employees, workweek ended nearest Nov. 15, 1948	
				Total employees ¹	Full workweek employees
RETAIL TRADE, total	802	68,280	859	2,725	2,353
Food group.....	162	14,682	177	357	300
Eating and drinking places.....	181	5,542	211	595	500
General merchandise group, general stores....	33	4,976	25	294	222
Apparel group.....	42	2,753	43	101	89
Furniture-home furnishings-appliance group..	38	3,545	39	140	124
Automotive group.....	47	9,511	55	359	343
Gasoline service stations.....	104	3,788	108	139	107
Lumber-building-hardware group.....	73	12,795	72	431	408
Drug and proprietary stores.....	20	1,962	24	95	75
All other retail stores.....	102	8,726	105	214	185
WHOLESALE TRADE, total	68	21,678	65	555	x
Merchant wholesalers.....	27	5,184	35	165	x
Petroleum bulk plants, terminals.....	25	6,239	20	67	x
Other types of wholesale.....	16	10,255	10	323	x
SELECTED SERVICE TRADES,²/total	224	2,729	239	291	253
Personal services.....	117	1,467	124	214	188
Business services.....	9	124	7	12	11
Automotive repairs and services.....	65	758	70	43	39
Other repair services.....	33	380	38	22	15
TOURIST COURTS AND CAMPS	35	422	36	38	33

x Not available.

¹/ Includes employees paid for less than the full workweek.

²/ See General Description on last page for changes from the 1939 Census of Business in the coverage of Service Trades.

Table 2.—CENSUS OF BUSINESS PRELIMINARY RESULTS FOR 1948 FOR CITIES OF 2,500 INHABITANTS OR MORE
MERCED COUNTY, CALIF.

(Data omitted for trade groups where necessary to avoid disclosure)

City and trade group ¹	Number of establishments	1948 sales and receipts (Thousand dollars)	Active proprietors of unincorporated businesses Nov. 1948	Paid employees, workweek ended nearest Nov. 15, 1948	
				Total employees ²	Full workweek employees
Merced:					
Retail trade.....	306	37,827	315	1,676	1,460
Wholesale trade.....	27	9,290	24	176	x
Selected service trades.....	75	1,374	72	190	171
Tourist courts and camps.....	16	193	17	18	16
Remainder of county:					
Retail trade.....	496	30,453	544	1,049	893
Wholesale trade.....	41	12,388	41	379	x
Selected service trades.....	149	1,355	167	101	82
Tourist courts and camps.....	19	229	19	20	17

x Not available.

^{1/} See General Description on this page for changes from the 1939 Census of Business in the coverage of Service Trades.

^{2/} Includes employees paid for less than the full workweek.

GENERAL DESCRIPTION OF PRELIMINARY RELEASES FOR THE 1948 CENSUS OF BUSINESS

This series of releases, of which one is planned for each county in the United States, presents preliminary results of the 1948 Census of Business. The information is based on reports submitted by business establishments for that Census. The figures shown are preliminary, and are subject to revision in the final Census publications, but the changes are expected to be relatively minor with respect to coverage. The final Census figures will be issued in a series of Business Census bulletins which will show additional detailed kind-of-business information for all places where there are a sufficient number of establishments.

The 1948 Census of Business was taken under the provision of the Act of June 19, 1948, which provides that the Business Census be taken for 1948 and for each fifth year thereafter. Previous Business Censuses were taken for the years 1929, 1933, 1936, and 1939.

Scope of the Census.—The 1948 Census of Business covered all establishments in the following trades, as defined by the Standard Industrial Classification Manual, May 1949 issue, of the Executive Office of the President: all retail trades; all wholesale trades; all service trades in the following four groups—personal services, business services, automobile repairs and services, and miscellaneous repair services; hotels; tourist courts and camps; and amusements, including motion picture theaters. Some important services not covered are radio broadcasting and television, medical and health, legal, educational, nonprofit, accounting, and domestic services.

This coverage is similar to that of the 1939 Business Census. However, "custom trades" and "services incidental to transportation," which are no longer included in the standard classification of the service trades, are not covered by the 1948 Census. In a number of localities, these exclusions as well as

other changes in the standard classification may have a considerable effect in comparing 1948 with 1939 data, particularly with respect to establishment count.

Establishment definition.—For Census purposes, a business establishment is defined to include only enterprises conducted from a recognizable place of business, provided that the annual sales were in excess of \$5,000 for a wholesale trade establishment and \$500 for establishments in other trades. A detailed analysis of coverage will be provided in future Census of Business publications.

"Number of establishments" is the number of separate business locations, rather than the number of business companies or organizations, since the Census figures represent information reported separately for each business location or establishment. The establishment count reflects the number of places in business at the end of 1948 excluding administrative and executive offices of multiunit organizations, and "chain store" warehouses.

Sales and receipts.—"1948 sales and receipts" represents sales of merchandise and receipts from repairs and other services to customers. The figures reflect deductions for returned goods and allowances, but not for trade-in allowances; they exclude sales and excise taxes collected from customers and paid directly to any taxing agency.

Proprietors.—"Active proprietors..." represents owners and partners of unincorporated businesses who devoted the major portion of their time to the business in November 1948.

Employment.—"Number of paid employees..." represents all employees on the pay roll for the pay period ending nearest November 15, 1948. "Full workweek" employees, whether regular or seasonal, are those who in the November 15 pay period were paid for working at least the number of hours typically worked in a week by employees of the reporting establishment.

1948 CENSUS OF BUSINESS

RETAIL, WHOLESALE, SERVICE TRADES

U. S. DEPARTMENT OF COMMERCE
BUREAU OF THE CENSUS

PRELIMINARY

For Release May 15, 1950

Release Series BC-1P-04-025

MODOC COUNTY, CALIF.

Retail, wholesale, and service establishments located in Modoc County, California, showed a substantial expansion in dollar volume of trade from 1939 to 1948 according to preliminary figures from the 1948 Census of Business released today by the Bureau of the Census, U. S. Department of Commerce.

Retail sales in the county during 1948 aggregated \$10.9 million, an increase of 336 percent over the \$2.5 million in 1939, when the preceding Census of Business was taken. Wholesale sales in the county reached a total of \$2.0 million in 1948 as compared with \$1.0 million in 1939. The service trades included in the Census of Business recorded receipts totaling \$346,000 in 1948 compared with \$95,000 in 1939.

Employment in the county also rose over the 9-year period between 1939 and 1948 for the above trades. Establishments in these trades reported a combined total of 335 paid employees for the workweek ended nearest November 15, 1948. This compared with a total of 230 employees reported for the week of November 15, 1939.

These preliminary figures have been derived from a Census report on Modoc County, California. Final figures, superseding the preliminary data for Modoc County, will be included in a Bulletin for the State of California to be issued in several months. Similar data will be made available this year in preliminary and final form for each of the counties and States. A single copy of the preliminary release for Modoc County as well as an order blank for other area releases may be obtained by writing to the Bureau of the Census, Washington 25, D. C.

Table 1.—CENSUS OF BUSINESS PRELIMINARY RESULTS FOR 1948, BY TRADE GROUP

MODOC COUNTY, CALIF.

Trade group and kind of business	Number of establishments	1948 sales and receipts (Thousand dollars)	Active proprietors of unincorporated businesses Nov. 1948	Paid employees, workweek ended nearest Nov. 15, 1948	
				Total employees ¹	Full workweek employees
RETAIL TRADE, total.....	136	10,883	163	264	234
Food group.....	31	2,253	42	37	34
Eating and drinking places.....	28	938	35	52	45
Gasoline service stations.....	16	646	16	12	9
All other retail stores.....	61	7,046	70	163	146
WHOLESALE TRADE.....	13	2,026	10	35	x
SELECTED SERVICE TRADES, ^{2/} total.....	27	346	28	36	36
Personal services.....	13	178	13	30	30
All other service trades.....	14	168	15	6	6
HOTELS.....	5	269	5	37	30

x Not available.

^{1/} Includes employees paid for less than the full workweek.

^{2/} See General Description on last page for changes from the 1939 Census of Business in the coverage of Service Trades.

GENERAL DESCRIPTION OF PRELIMINARY RELEASES FOR THE 1948 CENSUS OF BUSINESS

This series of releases, of which one is planned for each county in the United States, presents preliminary results of the 1948 Census of Business. The information is based on reports submitted by business establishments for that Census. The figures shown are preliminary, and are subject to revision in the final Census publications, but the changes are expected to be relatively minor with respect to coverage. The final Census figures will be issued in a series of Business Census bulletins which will show additional detailed kind-of-business information for all places where there are a sufficient number of establishments.

The 1948 Census of Business was taken under the provision of the Act of June 19, 1948, which provides that the Business Census be taken for 1948 and for each fifth year thereafter. Previous Business Censuses were taken for the years 1929, 1933, 1935, and 1939.

Scope of the Census.—The 1948 Census of Business covered all establishments in the following trades, as defined by the Standard Industrial Classification Manual, May 1949 issue, of the Executive Office of the President: all retail trades; all wholesale trades; all service trades in the following four groups—personal services, business services, automobile repairs and services, and miscellaneous repair services; hotels; tourist courts and camps; and amusements, including motion picture theaters. Some important services not covered are radio broadcasting and television, medical and health, legal, educational, nonprofit, accounting, and domestic services.

This coverage is similar to that of the 1939 Business Census. However, "custom trades" and "services incidental to transportation," which are no longer included in the standard classification of the service trades, are not covered by the 1948 Census. In a number of localities, these exclusions as well as other changes in the standard classification may have a considerable effect in comparing

1948 with 1939 data, particularly with respect to establishment count.

Establishment definition.—For Census purposes, a business establishment is defined to include only enterprises conducted from a recognizable place of business, provided that the annual sales were in excess of \$5,000 for a wholesale trade establishment and \$500 for establishments in other trades. A detailed analysis of coverage will be provided in future Census of Business publications.

"Number of establishments" is the number of separate business locations, rather than the number of business companies or organizations, since the Census figures represent information reported separately for each business location or establishment. The establishment count reflects the number of places in business at the end of 1948 excluding administrative and executive offices of multiunit organizations, and "chain store" warehouses.

Sales and receipts.—"1948 sales and receipts" represents sales of merchandise and receipts from repairs and other services to customers. The figures reflect deductions for returned goods and allowances, but not for trade-in allowances; they exclude sales and excise taxes collected from customers and paid directly to any taxing agency.

Proprietors.—"Active proprietors..." represents owners and partners of unincorporated businesses who devoted the major portion of their time to the business in November 1948.

Employment.—"Number of paid employees..." represents all employees on the pay roll for the pay period ending nearest November 15, 1948. "Full workweek" employees, whether regular or seasonal, are those who in the November 15 pay period were paid for working at least the number of hours typically worked in a week by employees of the reporting establishment.

1948 CENSUS OF BUSINESS

RETAIL, WHOLESALE, SERVICE TRADES

U. S. DEPARTMENT OF COMMERCE
BUREAU OF THE CENSUS

PRELIMINARY

For Release May 8, 1950

Release Series BC-1P-04-026

MONO COUNTY, CALIF.

Retail and service establishments located in Mono County, California, showed a substantial expansion in dollar volume of trade from 1939 to 1948 according to preliminary figures from the 1948 Census of Business released today by the Bureau of the Census, U. S. Department of Commerce.

Retail sales in the county during 1948 aggregated \$1.8 million, an increase of 125 percent over the \$0.8 million in 1939, when the preceding Census of Business was taken. The service trades included in the Census of Business recorded receipts totaling \$66,000 in 1948 compared with \$24,000 in 1939.

Employment in the county decreased over the 9-year period between 1939 and 1948 for the above trades. Establishments in these trades reported a combined total of 39 paid employees for the workweek ended nearest November 15, 1948. This compared with a total of 51 employees reported for the week of November 15, 1939.

These preliminary figures have been derived from a Census report on Mono County, California. Final figures, superseding the preliminary data for Mono County, will be included in a Bulletin for the State of California to be issued in several months. Similar data will be made available this year in preliminary and final form for each of the counties and States. A single copy of the preliminary release for Mono County as well as an order blank for other area releases may be obtained by writing to the Bureau of the Census, Washington 25, D. C.

Table 1.—CENSUS OF BUSINESS PRELIMINARY RESULTS FOR 1948, BY TRADE GROUP

MONO COUNTY, CALIF.

Trade group and kind of business	Number of establishments	1948 sales and receipts (Thousand dollars)	Active proprietors of unincorporated businesses Nov. 1948	Paid employees, workweek ended nearest Nov. 15, 1948	
				Total employees ¹	Full workweek employees
RETAIL TRADE, total.....	60	1,752	58	38	29
Food group.....	13	743	14	10	6
Eating and drinking places.....	20	420	19	16	14
Gasoline service stations.....	18	432	15	2	1
All other retail stores.....	9	157	10	10	8
SELECTED SERVICE TRADES ^{2/}	7	66	8	1	1
HOTELS.....	18	481	13	12	12
TOURIST COURTS AND CAMPS.....	29	193	29	3	2
AMUSEMENTS.....	6	29	8	-	x

x Not available.

^{1/} Includes employees paid for less than the full workweek.

^{2/} See General Description on last page for changes from the 1939 Census of Business in the coverage of Service Trades.

GENERAL DESCRIPTION OF PRELIMINARY RELEASES FOR THE 1948 CENSUS OF BUSINESS

This series of releases, of which one is planned for each county in the United States, presents preliminary results of the 1948 Census of Business. The information is based on reports submitted by business establishments for that Census. The figures shown are preliminary, and are subject to revision in the final Census publications, but the changes are expected to be relatively minor with respect to coverage. The final Census figures will be issued in a series of Business Census bulletins which will show additional detailed kind-of-business information for all places where there are a sufficient number of establishments.

The 1948 Census of Business was taken under the provision of the Act of June 19, 1948, which provides that the Business Census be taken for 1948 and for each fifth year thereafter. Previous Business Censuses were taken for the years 1929, 1933, 1935, and 1939.

Scope of the Census.—The 1948 Census of Business covered all establishments in the following trades, as defined by the Standard Industrial Classification Manual, May 1949 issue, of the Executive Office of the President: all retail trades; all wholesale trades; all service trades in the following four groups—personal services, business services, automobile repairs and services, and miscellaneous repair services; hotels; tourist courts and camps; and amusements, including motion picture theaters. Some important services not covered are radio broadcasting and television, medical and health, legal, educational, nonprofit, accounting, and domestic services.

This coverage is similar to that of the 1939 Business Census. However, "custom trades" and "services incidental to transportation," which are no longer included in the standard classification of the service trades, are not covered by the 1948 Census. In a number of localities, these exclusions as well as other changes in the standard classification may have a considerable effect in comparing

1948 with 1939 data, particularly with respect to establishment count.

Establishment definition.—For Census purposes, a business establishment is defined to include only enterprises conducted from a recognizable place of business, provided that the annual sales were in excess of \$5,000 for a wholesale trade establishment and \$500 for establishments in other trades. A detailed analysis of coverage will be provided in future Census of Business publications.

"Number of establishments" is the number of separate business locations, rather than the number of business companies or organizations, since the Census figures represent information reported separately for each business location or establishment. The establishment count reflects the number of places in business at the end of 1948 excluding administrative and executive offices of multiunit organizations, and "chain store" warehouses.

Sales and receipts.—"1948 sales and receipts" represents sales of merchandise and receipts from repairs and other services to customers. The figures reflect deductions for returned goods and allowances, but not for trade-in allowances; they exclude sales and excise taxes collected from customers and paid directly to any taxing agency.

Proprietors.—"Active proprietors..." represents owners and partners of unincorporated businesses who devoted the major portion of their time to the business in November 1948.

Employment.—"Number of paid employees..." represents all employees on the pay roll for the pay period ending nearest November 15, 1948. "Full workweek" employees, whether regular or seasonal, are those who in the November 15 pay period were paid for working at least the number of hours typically worked in a week by employees of the reporting establishment.

1948 CENSUS OF BUSINESS

RETAIL, WHOLESALE, SERVICE TRADES

U. S. DEPARTMENT OF COMMERCE
BUREAU OF THE CENSUS

PRELIMINARY

For Release May 15, 1950

Release Series BC-1P-04-027

MONTEREY COUNTY, CALIF

Retail, wholesale, and service establishments located in Monterey County, California, showed a substantial expansion in dollar volume of trade from 1939 to 1948 according to preliminary figures from the 1948 Census of Business released today by the Bureau of the Census, U. S. Department of Commerce.

Retail sales in the county during 1948 aggregated \$130.8 million, an increase of 278 percent over the \$34.6 million in 1939, when the preceding Census of Business was taken. Wholesale sales in the county reached a total of \$88.1 million in 1948 as compared with \$21.0 million in 1939. The service trades included in the Census of Business recorded receipts totaling \$7.2 million in 1948 compared with \$1.8 million in 1939.

Employment in the county also rose over the 9-year period between 1939 and 1948 for the above trades. Establishments in these trades reported a combined total of 11,049 paid employees for the workweek ended nearest November 15, 1948. This compared with a total of 6,523 employees reported for the week of November 15, 1939.

These preliminary figures have been derived from a Census report on Monterey County, California, which also includes data for the cities of Carmel by-the-Sea, Monterey, Pacific Grove, and Salinas. Final figures, superseding the preliminary data for Monterey County, will be included in a Bulletin for the State of California to be issued in several months. Similar data will be made available this year in preliminary and final form for each of the counties and States. A single copy of the preliminary release for Monterey County as well as an order blank for other area releases may be obtained by writing to the Bureau of the Census, Washington 25, D. C.

Table 1.—CENSUS OF BUSINESS PRELIMINARY RESULTS FOR 1948, BY TRADE GROUP

Table 1.—CENSUS OF BUSINESS PRELIMINARY RESULTS FOR 1948, BY TRADE GROUP

MONTEREY COUNTY, CALIF.

Trade group and kind of business	Number of establishments	1948 sales and receipts (Thousand dollars)	Active proprietors of incorporated businesses Nov. 1948	Paid employees	
				Total employees ¹	Full-time workweek employees
RETAIL TRADE, total.....	1,577	130,781	1,663	6,075	5,278
Food group.....	271	30,531	311	675	544
Eating and drinking places.....	390	13,118	445	1,586	1,362
General merchandise grp, general stores	61	13,064	41	976	803
Apparel group.....	133	7,098	144	272	217
Furniture-home furnishings-appliance grp	79	6,306	87	229	213
Automotive group.....	99	22,950	96	763	735
Gasoline service stations.....	174	7,343	189	254	199
Lumber-building-hardware group.....	92	14,605	78	644	603
Drug and proprietary stores.....	38	3,598	37	220	203
All other retail stores.....	240	12,168	235	456	399
WHOLESALE TRADE, total.....	173	88,109	148	4,024	x
Merchant wholesalers, total.....	79	24,425	69	585	x
Groceries, foods.....	23	11,435	17	238	x
Hardware, elec'l, plum'g & heat'g....	15	1,049	1	84	x
Automotive parts, accessories.....	10	1,075	13	37	x
All other merchant wholesalers.....	41	10,866	38	226	x
Petroleum bulk plants, terminals.....	40	11,143	33	120	x
Assemblers of farm products.....	40	38,925	39	3,267	x
Other types of wholesale.....	14	13,616	7	52	x
SELECTED SERVICE TRADES, ² /total.....	402	7,243	456	950	852
Personal services.....	259	4,233	297	716	646
All other service trades.....	143	3,010	159	234	206
HOTELS.....	63	3,865	67	534	509
CARAVAN COURTS AND CAMPS.....	67	850	81	68	51
AMUSEMENTS.....	54	2,659	41	322	x

x Not available.

1/ Includes employees paid for less than the full workweek.

2/ See General Description on last page for changes from the 1939 Census of Business in the coverage of Service Trades.

Table 2.—CENSUS OF BUSINESS PRELIMINARY RESULTS FOR 1948 FOR CITIES OF 2,500 INHABITANTS OR MORE

MONTEREY COUNTY, CALIF.

(Data omitted for trade groups where necessary to avoid disclosure)

City and trade group ¹	Number of establishments	1948 sales and receipts (Thousand dollars)	Active proprietors of unincorporated businesses Nov. 1948	Paid employees, workweek ended nearest Nov. 15, 1948	
				Total employees ²	Full workweek employees
Carmel-by-the-Sea:					
Retail trade.....	133	10,005	149	534	478
Selected service trades...	29	438	33	59	55
Tourist courts and camps..	6	88	6	8	7
Monterey:					
Retail trade.....	330	29,102	349	1,330	1,129
Wholesale trade.....	27	5,329	31	134	x
Selected service trades...	87	1,490	95	222	198
Hotels.....	9	1,033	9	124	106
Pacific Grove:					
Retail trade.....	83	7,862	95	465	398
Wholesale trade.....		Included with "Remainder of County".			
Selected service trades...	24	594	27	92	87
Tourist courts and camps..	12	206	15	25	19
Salinas:					
Retail trade.....	408	47,644	399	2,331	2,064
Wholesale trade.....	67	40,872	45	1,765	x
Selected service trades...	113	2,562	134	372	338
Hotels.....	21	436	28	68	66
Amusements.....	14	862	16	96	x
Remainder of county:^{3/}					
Retail trade.....	623	36,168	671	1,415	1,209
Wholesale trade.....	79	41,908	72	2,125	x
Selected service trades...	149	2,159	167	205	174
Tourist courts and camps..	43	477	51	27	19
Amusements.....	11	391	11	49	x

x. Not available.

1/ See General Description on last page for changes from the 1939 Census of Business in the coverage of Service Trades.

2/ Includes employees paid for less than the full workweek.

3/ Except as indicated above, includes figures for establishments, other than wholesale, not located in cities of 2,500 inhabitants or more, and wholesale establishments not located in cities of 5,000 inhabitants or more.

GENERAL DESCRIPTION OF PRELIMINARY RELEASES FOR THE 1948 CENSUS OF BUSINESS

This series of releases, of which one is planned for each county in the United States, presents preliminary results of the 1948 Census of Business. The information is based on reports submitted by business establishments for that Census. The figures shown are preliminary, and are subject to revision in the final Census publications, but the changes are expected to be relatively minor with respect to coverage. The final Census figures will be issued in a series of Business Census bulletins which will show additional detailed kind-of-business information for all places where there are a sufficient number of establishments.

The 1948 Census of Business was taken under the provision of the Act of June 19, 1948, which provides that the Business Census be taken for 1948 and for each fifth year thereafter. Previous Business Censuses were taken for the years 1929, 1933, 1935, and 1939.

Scope of the Census.—The 1948 Census of Business covered all establishments in the following trades, as defined by the Standard Industrial Classification Manual, May 1949 issue, of the Executive Office of the President: all retail trades; all wholesale trades; all service trades in the following four groups—personal services, business services, automobile repairs and services, and miscellaneous repair services; hotels; tourist courts and camps; and amusements, including motion picture theaters. Some important services not covered are radio broadcasting and television, medical and health, legal, educational, nonprofit, accounting, and domestic services.

This coverage is similar to that of the 1939 Business Census. However, "custom trades" and "services incidental to transportation," which are no longer included in the standard classification of the service trades, are not covered by the 1948 Census. In a number of localities, these exclusions as well as other changes in the standard classification may have a considerable effect in comparing

1948 with 1939 data, particularly with respect to establishment count.

Establishment definition.—For Census purposes, a business establishment is defined to include only enterprises conducted from a recognizable place of business, provided that the annual sales were in excess of \$5,000 for a wholesale trade establishment and \$500 for establishments in other trades. A detailed analysis of coverage will be provided in future Census of Business publications.

"Number of establishments" is the number of separate business locations, rather than the number of business companies or organizations, since the Census figures represent information reported separately for each business location or establishment. The establishment count reflects the number of places in business at the end of 1948 excluding administrative and executive offices of multiunit organizations, and "chain store" warehouses.

Sales and receipts.—"1948 sales and receipts" represents sales of merchandise and receipts from repairs and other services to customers. The figures reflect deductions for returned goods and allowances, but not for trade-in allowances; they exclude sales and excise taxes collected from customers and paid directly to any taxing agency.

Proprietors.—"Active proprietors..." represents owners and partners of unincorporated businesses who devoted the major portion of their time to the business in November 1948.

Employment.—"Number of paid employees..." represents all employees on the pay roll for the pay period ending nearest November 15, 1948. "Full workweek" employees, whether regular or seasonal, are those who in the November 15 pay period were paid for working at least the number of hours typically worked in a week by employees of the reporting establishment.

1948 CENSUS OF BUSINESS

RETAIL, WHOLESALE, SERVICE TRADES

U. S. DEPARTMENT OF COMMERCE
BUREAU OF THE CENSUS

PRELIMINARY

For Release May 29, 1950

Release Series BC-1P-04-028

NAPA COUNTY, CALIF.

Retail, wholesale, and service establishments located in Napa County, California, showed a substantial expansion in dollar volume of trade from 1939 to 1948 according to preliminary figures from the 1948 Census of Business released today by the Bureau of the Census, U. S. Department of Commerce.

Retail sales in the county during 1948 aggregated \$39.0 million, an increase of 242 percent over the \$11.4 million in 1939, when the preceding Census of Business was taken. Wholesale sales in the county reached a total of \$12.3 million in 1948 as compared with \$3.1 million in 1939. The service trades included in the Census of Business recorded receipts totaling \$1.8 million in 1948 compared with \$0.6 million in 1939.

Employment in the county also rose over the 9-year period between 1939 and 1948 for the above trades. Establishments in these trades reported a combined total of 2,191 paid employees for the workweek ended nearest November 15, 1948. This compared with a total of 1,221 employees reported for the week of November 15, 1939.

These preliminary figures have been derived from a Census report on Napa County, California, which also includes data for the city of Napa. Final figures, superseding the preliminary data for Napa County, will be included in a Bulletin for the State of California to be issued in several months. Similar data will be made available this year in preliminary and final form for each of the counties and States. A single copy of the preliminary release for Napa County as well as an order blank for other area releases may be obtained by writing to the Bureau of the Census, Washington 25, D. C.

Table 1.—CENSUS OF BUSINESS PRELIMINARY RESULTS FOR 1948, BY TRADE GROUP

NAPA COUNTY, CALIF.

Trade group and kind of business	Number of establishments	1948 sales and receipts (Thousand dollars)	Active proprietors of unincorporated businesses Nov. 1948	Paid employees, workweek ended nearest Nov. 15, 1948	
				Total employees ¹	Full workweek employees
RETAIL TRADE, total.....	484	39,046	550	1,631	1,337
Food group.....	96	10,143	110	249	210
Eating and drinking places.....	123	3,356	154	329	254
General merchandise grp, general stores..	15	3,804	12	262	181
Apparel group.....	32	1,496	32	64	55
Furniture-home furnishings-appliance grp..	32	1,455	36	70	57
Automotive group.....	26	6,809	28	253	245
Gasoline service stations.....	61	2,323	73	88	60
Lumber-building-hardware group.....	26	4,274	26	148	133
Drug and proprietary stores.....	12	1,006	14	47	41
All other retail stores.....	61	4,380	65	121	101
WHOLESALE TRADE, total.....	36	12,297	34	353	x
Merchant wholesalers.....	19	4,148	23	128	x
Other types of wholesale.....	17	8,149	11	225	x
SELECTED SERVICE TRADES, ² /total.....	146	1,819	163	207	177
Personal services.....	85	1,111	95	164	141
All other service trades.....	61	708	68	43	36
HOTELS.....	20	417	26	37	32
TOURIST COURTS AND CAMPS.....	27	394	29	43	35

x Not available.

¹/ Includes employees paid for less than the full workweek.

²/ See General Description on last page for changes from the 1939 Census of Business in the coverage of Service Trades.

Table 2.—CENSUS OF BUSINESS PRELIMINARY RESULTS FOR 1948 FOR CITIES OF 2,500 INHABITANTS OR MORE
 NAPA COUNTY, CALIF.

(Data omitted for trade groups where necessary to avoid disclosure)

City and trade group ¹	Number of establishments	1948 sales and receipts (Thousand dollars)	Active proprietors of unincorporated businesses Nov. 1948	Paid employees, workweek ended nearest Nov. 15, 1948	
				Total employees ²	Full workweek employees
Napa:					
Retail trade.....	250	26,479	283	1,249	1,054
Wholesale trade.....	21	7,634	20	196	x
Selected service trades....	83	1,203	98	155	140
Remainder of county:					
Retail trade.....	234	13,567	267	382	283
Wholesale trade.....	15	4,663	14	157	x
Selected service trades....	53	615	65	32	37

x Not available.

1/ See General Description on this page for changes from the 1939 Census of Business in the coverage of Service Trades.

2/ Includes employees paid for less than the full workweek.

GENERAL DESCRIPTION OF PRELIMINARY RELEASES FOR THE 1948 CENSUS OF BUSINESS

This series of releases, of which one is planned for each county in the United States, presents preliminary results of the 1948 Census of Business. The information is based on reports submitted by business establishments for that Census. The figures shown are preliminary, and are subject to revision in the final Census publications, but the changes are expected to be relatively minor with respect to coverage. The final Census figures will be issued in a series of Business Census bulletins which will show additional detailed kind-of-business information for all places where there are a sufficient number of establishments.

The 1948 Census of Business was taken under the provision of the Act of June 19, 1948, which provides that the Business Census be taken for 1948 and for each fifth year thereafter. Previous Business Censuses were taken for the years 1929, 1933, 1935, and 1939.

Scope of the Census.—The 1948 Census of Business covered all establishments in the following trades, as defined by the Standard Industrial Classification Manual, May 1949 issue, of the Executive Office of the President: all retail trades; all wholesale trades; all service trades in the following four groups—personal services, business services, automobile repairs and services, and miscellaneous repair services; hotels; tourist courts and camps; and amusements, including motion picture theaters. Some important services not covered are radio broadcasting and television, medical and health, legal, educational, nonprofit, accounting, and domestic services.

This coverage is similar to that of the 1939 Business Census. However, "custom trades" and "services incidental to transportation," which are no longer included in the standard classification of the service trades, are not covered by the 1948 Census. In a number of localities, these exclusions as well as

other changes in the standard classification may have a considerable effect in comparing 1948 with 1939 data, particularly with respect to establishment count.

Establishment definition.—For Census purposes, a business establishment is defined to include only enterprises conducted from a recognizable place of business, provided that the annual sales were in excess of \$5,000 for a wholesale trade establishment and \$500 for establishments in other trades. A detailed analysis of coverage will be provided in future Census of Business publications.

"Number of establishments" is the number of separate business locations, rather than the number of business companies or organizations, since the Census figures represent information reported separately for each business location or establishment. The establishment count reflects the number of places in business at the end of 1948 excluding administrative and executive offices of multiunit organizations, and "chain store" warehouses.

Sales and receipts.—"1948 sales and receipts" represents sales of merchandise and receipts from repairs and other services to customers. The figures reflect deductions for returned goods and allowances, but not for trade-in allowances; they exclude sales and excise taxes collected from customers and paid directly to any taxing agency.

Proprietors.—"Active proprietors..." represents owners and partners of unincorporated businesses who devoted the major portion of their time to the business in November 1948.

Employment.—"Number of paid employees..." represents all employees on the pay roll for the pay period ending nearest November 15, 1948. "Full workweek" employees, whether regular or seasonal, are those who in the November 15 pay period were paid for working at least the number of hours typically worked in a week by employees of the reporting establishment.

1948 CENSUS OF BUSINESS

RETAIL, WHOLESALE, SERVICE TRADES

U. S. DEPARTMENT OF COMMERCE
BUREAU OF THE CENSUS

PRELIMINARY

For Release May 15, 1950

Release Series BC-1P-04-029

NEVADA COUNTY, CALIF.

Retail, wholesale, and service establishments located in Nevada County, California, showed a substantial expansion in dollar volume of trade from 1939 to 1948 according to preliminary figures from the 1948 Census of Business released today by the Bureau of the Census, U. S. Department of Commerce.

Retail sales in the county during 1948 aggregated \$19.8 million, an increase of 125 percent over the \$8.8 million in 1939, when the preceding Census of Business was taken. Wholesale sales in the county reached a total of \$4.1 million in 1948 as compared with \$1.5 million in 1939. The service trades included in the Census of Business recorded receipts totaling \$1.0 million in 1948 compared with \$0.4 million in 1939.

Employment in the county also rose over the 9-year period between 1939 and 1948 for the above trades. Establishments in these trades reported a combined total of 1,081 paid employees for the workweek ended nearest November 15, 1948. This compared with a total of 840 employees reported for the week of November 15, 1939.

These preliminary figures have been derived from a Census report on Nevada County, California, which also includes data for the city of Grass Valley. Final figures, superseding the preliminary data for Nevada County, will be included in a Bulletin for the State of California to be issued in several months. Similar data will be made available this year in preliminary and final form for each of the counties and States. A single copy of the preliminary release for Nevada County as well as an order blank for other area releases may be obtained by writing to the Bureau of the Census, Washington 25, D. C.

Table 1.—CENSUS OF BUSINESS PRELIMINARY RESULTS FOR 1948, BY TRADE GROUP

NEVADA COUNTY, CALIF.

Trade group and kind of business	Number of establishments	1948 sales and receipts (Thousand dollars)	Active proprietors of unincorporated businesses Nov. 1948	Paid employees, workweek ended nearest Nov. 15, 1948	
				Total employees ¹	Full workweek employees
RETAIL TRADE, total.....	340	19,833	336	883	737
Food group.....	77	5,956	69	114	97
Eating and drinking places.....	81	1,905	84	286	222
General merchandise grp, general stores.....	13	1,086	11	63	50
Apparel group.....	23	777	21	28	22
Furniture-home furnishgs-appliance grp.....	21	719	19	29	26
Automotive group.....	15	2,903	18	88	87
Gasoline service stations.....	37	1,345	42	46	34
Lumber-building-hardware group.....	19	2,553	11	133	123
Drug and proprietary stores.....	8	553	11	28	23
All other retail stores.....	46	2,036	50	68	53
WHOLESALE TRADE, total.....	27	4,063	23	74	x
Merchant wholesalers.....	12	1,285	12	45	x
Other types of wholesale.....	15	2,778	11	29	x
SELECTED SERVICE TRADES, ^{2/} total.....	88	1,044	96	124	95
Personal services.....	41	581	42	95	72
All other service trades.....	47	463	54	29	22
HOTELS.....	22	754	22	106	100
TOURIST COURTS AND CAMPS.....	17	87	19	6	5

x Not available.

^{1/} Includes employees paid for less than the full workweek.

^{2/} See General Description on last page for changes from the 1939 Census of Business in the coverage of Service Trades.

Table 2.—CENSUS OF BUSINESS PRELIMINARY RESULTS FOR 1948 FOR CITIES OF 2,500 INHABITANTS OR MORE

NEVADA COUNTY, CALIF.

(Data omitted for trade groups where necessary to avoid disclosure)

City and trade group ¹	Number of establishments	1948 sales and receipts (Thousand dollars)	Active proprietors of unincorporated businesses Nov. 1948	Paid employees, workweek ended nearest Nov. 15, 1948	
				Total employees ²	Full workweek employees
Grass Valley:					
Retail trade.....	136	10,072	133	457	377
Wholesale trade.....	10	1,329	7	29	x
Selected service trades...	37	375	38	62	39
Hotels.....	7	245	9	33	27
Remainder of county:					
Retail trade.....	204	9,761	203	426	360
Wholesale trade.....	17	2,734	16	45	x
Selected service trades...	51	669	58	62	56
Hotels.....	15	509	13	73	73

x Not available.

1/ See General Description on this page for changes from the 1939 Census of Business in the coverage of Service Trades.

2/ Includes employees paid for less than the full workweek.

GENERAL DESCRIPTION OF PRELIMINARY RELEASES FOR THE 1948 CENSUS OF BUSINESS

This series of releases, of which one is planned for each county in the United States, presents preliminary results of the 1948 Census of Business. The information is based on reports submitted by business establishments for that Census. The figures shown are preliminary, and are subject to revision in the final Census publications, but the changes are expected to be relatively minor with respect to coverage. The final Census figures will be issued in a series of Business Census bulletins which will show additional detailed kind-of-business information for all places where there are a sufficient number of establishments.

The 1948 Census of Business was taken under the provision of the Act of June 19, 1948, which provides that the Business Census be taken for 1948 and for each fifth year thereafter. Previous Business Censuses were taken for the years 1929, 1933, 1935, and 1939.

Scope of the Census.—The 1948 Census of Business covered all establishments in the following trades, as defined by the Standard Industrial Classification Manual, May 1949 issue, of the Executive Office of the President: all retail trades; all wholesale trades; all service trades in the following four groups—personal services, business services, automobile repairs and services, and miscellaneous repair services; hotels; tourist courts and camps; and amusements, including motion picture theaters. Some important services not covered are radio broadcasting and television, medical and health, legal, educational, nonprofit, accounting, and domestic services.

This coverage is similar to that of the 1939 Business Census. However, "custom trades" and "services incidental to transportation," which are no longer included in the standard classification of the service trades, are not covered by the 1948 Census. In a number of localities, these exclusions as well as

other changes in the standard classification may have a considerable effect in comparing 1948 with 1939 data, particularly with respect to establishment count.

Establishment definition.—For Census purposes, a business establishment is defined to include only enterprises conducted from a recognizable place of business, provided that the annual sales were in excess of \$5,000 for a wholesale trade establishment and \$500 for establishments in other trades. A detailed analysis of coverage will be provided in future Census of Business publications.

"Number of establishments" is the number of separate business locations, rather than the number of business companies or organizations, since the Census figures represent information reported separately for each business location or establishment. The establishment count reflects the number of places in business at the end of 1948 excluding administrative and executive offices of multiunit organizations, and "chain store" warehouses.

Sales and receipts.—"1948 sales and receipts" represents sales of merchandise and receipts from repairs and other services to customers. The figures reflect deductions for returned goods and allowances, but not for trade-in allowances; they exclude sales and excise taxes collected from customers and paid directly to any taxing agency.

Proprietors.—"Active proprietors..." represents owners and partners of unincorporated businesses who devoted the major portion of their time to the business in November 1948.

Employment.—"Number of paid employees..." represents all employees on the pay roll for the pay period ending nearest November 15, 1948. "Full workweek" employees, whether regular or seasonal, are those who in the November 15 pay period were paid for working at least the number of hours typically worked in a week by employees of the reporting establishment.

1948 CENSUS OF BUSINESS

RETAIL, WHOLESALE, SERVICE TRADES

U. S. DEPARTMENT OF COMMERCE
BUREAU OF THE CENSUS

PRELIMINARY

For Release May 15, 1950

Release Series BC-1P-04-030

ORANGE COUNTY, CALIF.

Retail, wholesale, and service establishments located in Orange County, California, showed a substantial expansion in dollar volume of trade from 1939 to 1948 according to preliminary figures from the 1948 Census of Business released today by the Bureau of the Census, U. S. Department of Commerce.

Retail sales in the county during 1948 aggregated \$206.4 million, an increase of 312 percent over the \$50.1 million sales in 1939, when the preceding Census of Business was taken. Wholesale sales volume in the county showed a 281 percent rise over the same period, reaching a total of \$105.5 million in 1948 as compared with \$37.6 million in 1939. The service trades included in the Census of Business reported receipts totaling \$12.7 million in 1948 compared with \$3.3 million in 1939. Amusement businesses in the county recorded receipts of \$3.0 million in 1948. No comparable figure for 1939 is available.

Employment in the county also rose over the 9-year period between 1939 and 1948 for the trades covered by the Census of Business. Retail trade establishments reported 9,544 paid employees for the workweek ended nearest November 15, 1948. Of these, 7,842 worked the full week, and the remainder part of the week. The comparable total and full workweek figures for 1939 were 4,975 and 3,880. Wholesale trade establishments reported a total of 3,175 full- and part-week employees for the week of November 15, 1948, compared with 3,043 for the same week in 1939. For the selected service trades, November 15, 1948, paid employees numbered 1,628; the comparable figure for 1939, adjusted for change in scope between the two Censuses, was 802.

These preliminary figures have been derived from a Census report on Orange County, California. The report also contains data for the cities of Anaheim, Brea, Fullerton, Huntington Beach, Laguna Beach, Newport Beach, Orange, and Santa Ana.

Final figures, superseding the preliminary data for Orange County, will be included in a Bulletin for the State of California to be issued in several months. Similar data will be made available this year in preliminary and final form for each of the counties and States. A single copy of the preliminary release for Orange County as well as an order blank for other area releases may be obtained by writing to the Bureau of the Census, Washington 25, D. C.

Table 1.—CENSUS OF BUSINESS PRELIMINARY RESULTS FOR 1948, BY TRADE GROUP
ORANGE COUNTY, CALIF.

Trade group and kind of business	Number of establishments	1948 sales and receipts (Thousand dollars)	Active proprietors of unincorporated businesses Nov. 1948	Paid employees, workweek ended nearest Nov. 15, 1948	
				Total employees ¹	Full workweek employees
RETAIL TRADE, total.....	2,827	206,387	2,870	9,544	7,842
Food group.....	489	47,720	518	1,131	809
Eating and drinking places.....	535	21,292	599	2,535	2,110
General merchandise grp, general stores	92	11,045	71	918	617
Apparel group.....	237	11,506	229	551	428
Furniture-home furnishgs-appliance grp	219	12,818	228	637	532
Automotive group.....	166	33,989	127	1,160	1,118
Gasoline service stations.....	387	14,707	415	533	417
Lumber-building-hardware group.....	172	26,566	154	1,089	1,010
Drug and proprietary stores.....	68	7,016	67	381	294
All other retail stores.....	462	19,728	462	609	507
WHOLESALE TRADE, total.....	202	105,549	137	3,175	x
Merchant wholesalers, total.....	102	32,889	93	899	x
Groceries, foods.....	31	16,906	25	376	x
Hardware, elec'l, plum'g and heating	5	1,337	5	17	x
Mach'y, equip't, industrial supplies	21	4,783	14	130	x
Automotive parts, accessories.....	12	2,588	10	174	x
All other merchant wholesalers.....	33	7,275	39	202	x
Manufact'rs' sales branches, offices..	15	3,989	-	145	x
Petroleum bulk plants, terminals.....	31	13,811	29	155	x
Agents, brokers (merchandise).....	6	1,963	4	8	x
Assemblers of farm products.....	48	52,897	11	1,968	x
SELECTED SERVICE TRADES, ^{2/} total.....	937	12,713	1,000	1,628	1,475
Personal services.....	502	6,651	530	1,092	999
Business services.....	55	1,045	54	167	149
Automotive repairs and services.....	224	3,500	253	229	211
Other repair services.....	156	1,517	163	140	116
HOTELS.....	58	1,424	47	195	166
TOURIST COURTS AND CAMPS.....	115	1,057	120	68	54
AMUSEMENTS.....	72	3,012	52	381	x

x Not available.

^{1/} Includes employees paid for less than the full workweek.

^{2/} See General Description on last page for changes from the 1939 Census of Business in the coverage of Service Trades.

Table 2.—CENSUS OF BUSINESS PRELIMINARY RESULTS FOR 1948 FOR CITIES OF 2,500 INHABITANTS OR MORE

ORANGE COUNTY, CALIF.

(Data omitted for trade groups where necessary to avoid disclosure)

City and trade group ¹	Number of establishments	1948 sales and receipts (Thousand dollars)	Active proprietors of unincorporated businesses Nov. 1948	Paid employees, workweek ended nearest Nov. 15, 1948	
				Total employees ²	Full workweek employees
Anaheim:					
Retail trade.....	237	19,595	242	904	701
Wholesale trade.....	27	17,645	25	298	x
Selected service trades...	76	1,231	87	172	152
Brea:					
Retail trade.....	42	2,229	43	88	69
Selected service trades...	16	128	16	9	6
Fullerton:					
Retail trade.....	188	17,766	167	726	590
Wholesale trade.....	17	4,520	5	154	x
Selected service trades...	81	999	86	130	116
Huntington Beach:					
Retail trade.....	98	5,898	98	225	185
Selected service trades...	25	283	32	30	26
Hotels.....	7	45	4	12	12
Laguna Beach:					
Retail trade.....	208	14,539	207	670	576
Selected service trades...	44	415	42	53	51
Tourist courts and camps..	16	293	11	24	20
Newport Beach:					
Retail trade.....	268	17,261	268	804	680
Selected service trades...	63	613	63	54	50
Tourist courts and camps..	24	177	22	6	3
Amusements.....	19	313	18	23	x
Orange:					
Retail trade.....	129	8,678	123	368	300
Wholesale trade.....	9	20,706	5	530	x
Selected service trades...	50	735	52	88	80
Santa Ana:					
Retail trade.....	668	69,263	664	3,508	2,896
Wholesale trade.....	66	28,303	52	847	x
Selected service trades...	279	4,862	287	805	740
Hotels.....	10	167	7	32	25
Tourist courts and camps..	6	77	5	5	3
Remainder of county: ^{3/}					
Retail trade.....	989	51,158	1,058	2,251	1,845
Wholesale trade.....	83	34,375	50	1,346	x
Selected service trades...	303	3,447	335	287	254
Hotels.....	10	148	5	33	26
Tourist courts and camps..	55	402	62	24	22
Amusements.....	22	357	17	64	x

x Not available.

1/ See General Description on last page for changes from the 1939 Census of Business in the coverage of Service Trades.

2/ Includes employees paid for less than the full workweek.

3/ Includes figures for establishments, other than wholesale, not located in cities of 2,500 inhabitants or more, and wholesale establishments not located in cities of 5,000 inhabitants or more.

GENERAL DESCRIPTION OF PRELIMINARY RELEASES FOR THE 1948 CENSUS OF BUSINESS

This series of releases, of which one is planned for each county in the United States, presents preliminary results of the 1948 Census of Business. The information is based on reports submitted by business establishments for that Census. The figures shown are preliminary, and are subject to revision in the final Census publications, but the changes are expected to be relatively minor with respect to coverage. The final Census figures will be issued in a series of Business Census bulletins which will show additional detailed kind-of-business information for all places where there are a sufficient number of establishments.

The 1948 Census of Business was taken under the provision of the Act of June 19, 1948, which provides that the Business Census be taken for 1948 and for each fifth year thereafter. Previous Business Censuses were taken for the years 1929, 1933, 1935, and 1939.

Scope of the Census.—The 1948 Census of Business covered all establishments in the following trades, as defined by the Standard Industrial Classification Manual, May 1949 issue, of the Executive Office of the President: all retail trades; all wholesale trades; all service trades in the following four groups—personal services, business services, automobile repairs and services, and miscellaneous repair services; hotels; tourist courts and camps; and amusements, including motion picture theaters. Some important services not covered are radio broadcasting and television, medical and health, legal, educational, nonprofit, accounting, and domestic services.

This coverage is similar to that of the 1939 Business Census. However, "custom trades" and "services incidental to transportation," which are no longer included in the standard classification of the service trades, are not covered by the 1948 Census. In a number of localities, these exclusions as well as other changes in the standard classification may have a considerable effect in comparing

1948 with 1939 data, particularly with respect to establishment count.

Establishment definition.—For Census purposes, a business establishment is defined to include only enterprises conducted from a recognizable place of business, provided that the annual sales were in excess of \$5,000 for a wholesale trade establishment and \$500 for establishments in other trades. A detailed analysis of coverage will be provided in future Census of Business publications.

"Number of establishments" is the number of separate business locations, rather than the number of business companies or organizations, since the Census figures represent information reported separately for each business location or establishment. The establishment count reflects the number of places in business at the end of 1948 excluding administrative and executive offices of multiunit organizations, and "chain store" warehouses.

Sales and receipts.—"1948 sales and receipts" represents sales of merchandise and receipts from repairs and other services to customers. The figures reflect deductions for returned goods and allowances, but not for trade-in allowances; they exclude sales and excise taxes collected from customers and paid directly to any taxing agency.

Proprietors.—"Active proprietors..." represents owners and partners of unincorporated businesses who devoted the major portion of their time to the business in November 1948.

Employment.—"Number of paid employees..." represents all employees on the pay roll for the pay period ending nearest November 15, 1948. "Full workweek" employees, whether regular or seasonal, are those who in the November 15 pay period were paid for working at least the number of hours typically worked in a week by employees of the reporting establishment.

1948 CENSUS OF BUSINESS .

U. S. DEPARTMENT OF COMMERCE
BUREAU OF THE CENSUS

RETAIL, WHOLESALE, SERVICE TRADES

PRELIMINARY

For Release May 15, 1950

Release Series BC-1P-04-031

PLACER COUNTY, CALIF.

Retail, wholesale, and service establishments located in Placer County, California, showed a substantial expansion in dollar volume of trade from 1939 to 1948 according to preliminary figures from the 1948 Census of Business released today by the Bureau of the Census, U. S. Department of Commerce.

Retail sales in the county during 1948 aggregated \$32.2 million, an increase of 188 percent over the \$11.2 million in 1939, when the preceding Census of Business was taken. Wholesale sales in the county reached a total of \$16.5 million in 1948 as compared with \$4.8 million in 1939. The service trades included in the Census of Business recorded receipts totaling \$1.3 million in 1948 compared with \$0.5 million in 1939.

Employment in the county also rose over the 9-year period between 1939 and 1948 for the above trades. Establishments in these trades reported a combined total of 1,853 paid employees for the workweek ended nearest November 15, 1948. This compared with a total of 1,107 employees reported for the week of November 15, 1939.

These preliminary figures have been derived from a Census report on Placer County, California, which also includes data for the cities of Auburn and Roseville. Final figures, superseding the preliminary data for Placer County, will be included in a Bulletin for the State of California to be issued in several months. Similar data will be made available this year in preliminary and final form for each of the counties and States. A single copy of the preliminary release for Placer County as well as an order blank for other area releases may be obtained by writing to the Bureau of the Census, Washington 25, D. C.

Table 1.—CENSUS OF BUSINESS PRELIMINARY RESULTS FOR 1948, BY TRADE GROUP
PLACER COUNTY, CALIF.

Trade group and kind of business	Number of establishments	1948 sales and receipts (Thousand dollars)	Active proprietors of unincorporated businesses Nov. 1948	Paid employees, workweek ended nearest Nov. 15, 1948	
				Total employees ¹	Full workweek employees
RETAIL TRADE, total.....	586	38,192	597	1,495	1,276
Food group.....	124	10,533	132	204	167
Eating and drinking places.....	144	3,511	160	331	273
General merchandise grp, general stores.	21	2,676	16	149	114
Apparel group.....	31	1,302	27	67	46
Furniture-home furnishgs-appliance grp.	30	1,906	26	66	57
Automotive group.....	36	6,694	37	249	238
Gasoline service stations.....	77	2,867	80	103	88
Lumber-building-hardware group.....	39	4,111	34	176	163
Drug and proprietary stores.....	15	1,146	17	40	33
All other retail stores.....	69	3,446	68	110	97
WHOLESALE TRADE, total.....	50	16,544	32	231	x
Merchant wholesalers.....	20	3,144	18	86	x
Petroleum bulk plants, terminals.....	16	4,080	11	51	x
Other types of wholesale.....	14	9,320	3	94	x
SELECTED SERVICE TRADES, ² /total.....	115	1,298	125	127	112
Personal services.....	77	742	80	97	86
All other service trades.....	38	556	45	30	26
HOTELS.....	32	1,681	29	143	130
TOURIST COURTS AND CAMPS.....	77	410	70	22	11

x Not available.

¹/ Includes employees paid for less than the full workweek.

²/ See General Description on last page for changes from the 1939 Census of Business in the coverage of Service Trades.

Table 2.—CENSUS OF BUSINESS PRELIMINARY RESULTS FOR 1948 FOR CITIES OF 2,500 INHABITANTS OR MORE
PLACER COUNTY, CALIF.

(Data omitted for trade groups where necessary to avoid disclosure)

City and trade group ¹	Number of establishments	1948 sales and receipts (Thousand dollars)	Active proprietors of unincorporated businesses Nov. 1948	Paid employees, workweek ended nearest Nov. 15, 1948	
				Total employees ²	Full workweek employees
Auburn:					
Retail trade.....	116	11,785	102	546	482
Wholesale trade.....	16	3,250	7	65	x
Selected service trades....	35	486	36	70	63
Hotels.....	Included with "Remainder of county"				
Roseville:					
Retail trade.....	145	13,138	153	511	438
Wholesale trade.....	11	3,832	12	74	x
Selected service trades....	32	344	35	41	34
Hotels.....	10	206	12	34	21
Remainder of county: ^{3/}					
Retail trade.....	325	13,269	342	438	356
Wholesale trade.....	23	9,462	13	92	x
Selected service trades....	48	468	54	16	15
Hotels.....	22	1,475	17	109	109

x Not available.

1/ See General Description on this page for changes from the 1939 Census of Business in the coverage of Service Trades.

2/ Includes employees paid for less than the full workweek.

3/ Except as indicated above, includes figures for establishments, other than wholesale, not located in cities of 2,500 inhabitants or more, and wholesale establishments not located in cities of 5,000 inhabitants or more.

GENERAL DESCRIPTION OF PRELIMINARY RELEASES FOR THE 1948 CENSUS OF BUSINESS

This series of releases, of which one is planned for each county in the United States, presents preliminary results of the 1948 Census of Business. The information is based on reports submitted by business establishments for that Census. The figures shown are preliminary, and are subject to revision in the final Census publications, but the changes are expected to be relatively minor with respect to coverage. The final Census figures will be issued in a series of Business Census bulletins which will show additional detailed kind-of-business information for all places where there are a sufficient number of establishments.

The 1948 Census of Business was taken under the provision of the Act of June 19, 1948, which provides that the Business Census be taken for 1948 and for each fifth year thereafter. Previous Business Censuses were taken for the years 1929, 1933, 1935, and 1939.

Scope of the Census.—The 1948 Census of Business covered all establishments in the following trades, as defined by the Standard Industrial Classification Manual, May 1949 issue, of the Executive Office of the President: all retail trades; all wholesale trades; all service trades in the following four groups—personal services, business services, automobile repairs and services, and miscellaneous repair services; hotels; tourist courts and camps; and amusements, including motion picture theaters. Some important services not covered are radio broadcasting and television, medical and health, legal, educational, nonprofit, accounting, and domestic services.

This coverage is similar to that of the 1939 Business Census. However, "custom trades" and "services incidental to transportation," which are no longer included in the standard classification of the service trades, are not covered by the 1948 Census. In a number of localities, these exclusions as well as

other changes in the standard classification may have a considerable effect in comparing 1948 with 1939 data, particularly with respect to establishment count.

Establishment definition.—For Census purposes, a business establishment is defined to include only enterprises conducted from a recognizable place of business, provided that the annual sales were in excess of \$5,000 for a wholesale trade establishment and \$500 for establishments in other trades. A detailed analysis of coverage will be provided in future Census of Business publications.

"Number of establishments" is the number of separate business locations, rather than the number of business companies or organizations, since the Census figures represent information reported separately for each business location or establishment. The establishment count reflects the number of places in business at the end of 1948 excluding administrative and executive offices of multiunit organizations, and "chain store" warehouses.

Sales and receipts.—"1948 sales and receipts" represents sales of merchandise and receipts from repairs and other services to customers. The figures reflect deductions for returned goods and allowances, but not for trade-in allowances; they exclude sales and excise taxes collected from customers and paid directly to any taxing agency.

Proprietors.—"Active proprietors..." represents owners and partners of unincorporated businesses who devoted the major portion of their time to the business in November 1948.

Employment.—"Number of paid employees..." represents all employees on the pay roll for the pay period ending nearest November 15, 1948. "Full workweek" employees, whether regular or seasonal, are those who in the November 15 pay period were paid for working at least the number of hours typically worked in a week by employees of the reporting establishment.

1948 CENSUS OF BUSINESS

RETAIL, WHOLESALE, SERVICE TRADES

U. S. DEPARTMENT OF COMMERCE
BUREAU OF THE CENSUS

PRELIMINARY

For Release May 22, 1950

Release Series BC-1P-04-032

PLUMAS COUNTY, CALIF.

Retail, wholesale, and service establishments located in Plumas County, California, showed a substantial expansion in dollar volume of trade from 1939 to 1948 according to preliminary figures from the 1948 Census of Business released today by the Bureau of the Census, U. S. Department of Commerce.

Retail sales in the county during 1948 aggregated \$13.0 million, an increase of 225 percent over the \$4.0 million in 1939, when the preceding Census of Business was taken. Wholesale sales in the county reached a total of \$2.7 million in 1948 as compared with \$0.7 million in 1939. The service trades included in the Census of Business recorded receipts totaling \$486,000 in 1948 compared with \$120,000 in 1939.

Employment in the county also rose over the 9-year period between 1939 and 1948 for the above trades. Establishments in these trades reported a combined total of 577 paid employees for the workweek ended nearest November 15, 1948. This compared with a total of 353 employees reported for the week of November 15, 1939.

These preliminary figures have been derived from a Census report on Plumas County, California. Final figures, superseding the preliminary data for Plumas County, will be included in a Bulletin for the State of California to be issued in several months. Similar data will be made available this year in preliminary and final form for each of the counties and States. A single copy of the preliminary release for Plumas County as well as an order blank for other area releases may be obtained by writing to the Bureau of the Census, Washington 25, D. C.

91695

Table 1.—CENSUS OF BUSINESS PRELIMINARY RESULTS FOR 1948, BY TRADE GROUP
PLUMAS COUNTY, CALIF.

Trade group and kind of business	Number of establishments	1948 sales and receipts (Thousand dollars)	Active proprietors of unincorporated businesses Nov. 1948	Paid employees, workweek ended nearest Nov. 15, 1948	
				Total employees ¹	Full workweek employees
RETAIL TRADE, total.....	216	12,980	246	488	400
Food group.....	45	4,257	43	97	83
Eating and drinking places.....	68	2,202	89	168	130
General merchandise grp, general stores.	16	1,036	15	30	26
Apparel group.....	6	475	9	17	15
Furniture-home furnishgs-appliance grp.	6	246	7	7	7
Automotive group.....	13	1,889	14	63	61
Gasoline service stations.....	34	871	34	24	16
Lumber-building-hardware group.....	12	1,185	11	55	45
Drug and proprietary stores.....	6	618	8	25	15
All other retail stores.....	10	201	16	2	2
WHOLESALE TRADE.....	13	2,673	9	34	x
SELECTED SERVICE TRADES, ^{2/} total.....	47	486	50	55	52
Personal services.....	27	187	28	40	38
All other service trades.....	20	299	22	15	14
HOTELS.....	14	439	15	50	47
TOURIST COURTS AND CAMPS.....	15	148	20	10	7

x Not available.

^{1/} Includes employees paid for less than the full workweek.

^{2/} See General Description on this page for changes from the 1939 Census of Business in the coverage of Service Trades.

GENERAL DESCRIPTION OF PRELIMINARY RELEASES FOR THE 1948 CENSUS OF BUSINESS

This series of releases, of which one is planned for each county in the United States, presents preliminary results of the 1948 Census of Business. The information is based on reports submitted by business establishments for that Census. The figures shown are preliminary, and are subject to revision in the final Census publications, but the changes are expected to be relatively minor with respect to coverage. The final Census figures will be issued in a series of Business Census bulletins which will show additional detailed kind-of-business information for all places where there are a sufficient number of establishments.

The 1948 Census of Business was taken under the provision of the Act of June 19, 1948, which provides that the Business Census be taken for 1948 and for each fifth year thereafter. Previous Business Censuses were taken for the years 1929, 1933, 1935, and 1939.

Scope of the Census.—The 1948 Census of Business covered all establishments in the following trades, as defined by the Standard Industrial Classification Manual, May 1949 issue, of the Executive Office of the President: all retail trades; all wholesale trades; all service trades in the following four groups—personal services, business services, automobile repairs and services, and miscellaneous repair services; hotels; tourist courts and camps; and amusements, including motion picture theaters. Some important services not covered are radio broadcasting and television, medical and health, legal, educational, nonprofit, accounting, and domestic services.

This coverage is similar to that of the 1939 Business Census. However, "custom trades" and "services incidental to transportation," which are no longer included in the standard classification of the service trades, are not covered by the 1948 Census. In a number of localities, these exclusions as well as

other changes in the standard classification may have a considerable effect in comparing 1948 with 1939 data, particularly with respect to establishment count.

Establishment definition.—For Census purposes, a business establishment is defined to include only enterprises conducted from a recognizable place of business, provided that the annual sales were in excess of \$5,000 for a wholesale trade establishment and \$500 for establishments in other trades. A detailed analysis of coverage will be provided in future Census of Business publications.

"Number of establishments" is the number of separate business locations, rather than the number of business companies or organizations, since the Census figures represent information reported separately for each business location or establishment. The establishment count reflects the number of places in business at the end of 1948 excluding administrative and executive offices of multiunit organizations, and "chain store" warehouses.

Sales and receipts.—"1948 sales and receipts" represents sales of merchandise and receipts from repairs and other services to customers. The figures reflect deductions for returned goods and allowances, but not for trade-in allowances; they exclude sales and excise taxes collected from customers and paid directly to any taxing agency.

Proprietors.—"Active proprietors..." represents owners and partners of unincorporated businesses who devoted the major portion of their time to the business in November 1948.

Employment.—"Number of paid employees..." represents all employees on the pay roll for the pay period ending nearest November 15, 1948. "Full workweek" employees, whether regular or seasonal, are those who in the November 15 pay period were paid for working at least the number of hours typically worked in a week by employees of the reporting establishment.

1948 CENSUS OF BUSINESS

RETAIL, WHOLESALE, SERVICE TRADES

U. S. DEPARTMENT OF COMMERCE
BUREAU OF THE CENSUS

PRELIMINARY

For Release May 22, 1950

Release Series BC-1P-04-033

RIVERSIDE COUNTY, CALIF.

Retail, wholesale, and service establishments located in Riverside County, California, showed a substantial expansion in dollar volume of trade from 1939 to 1948 according to preliminary figures from the 1948 Census of Business released today by the Bureau of the Census, U. S. Department of Commerce.

Retail sales in the county during 1948 aggregated \$166.3 million, an increase of 326 percent over the \$39.0 million in 1939, when the preceding Census of Business was taken. Wholesale sales in the county reached a total of \$80.4 million in 1948 as compared with \$24.8 million in 1939. The service trades included in the Census of Business recorded receipts totaling \$8.2 million in 1948 compared with \$2.0 million in 1939.

Employment in the county also rose over the 9-year period between 1939 and 1948 for the above trades. Establishments in these trades reported a combined total of 10,652 paid employees for the workweek ended nearest November 15, 1948. This compared with a total of 5,929 employees reported for the week of November 15, 1939.

These preliminary figures have been derived from a Census report on Riverside County, California, which also includes data for the cities of Banning, Corona, Hemet, Palm Springs, and Riverside. Final figures, superseding the preliminary data for Riverside County, will be included in a Bulletin for the State of California to be issued in several months. Similar data will be made available this year in preliminary and final form for each of the counties and States. A single copy of the preliminary release for Riverside County as well as an order blank for other area releases may be obtained by writing to the Bureau of the Census, Washington 25, D. C.

91701

Table 1.—CENSUS OF BUSINESS PRELIMINARY RESULTS FOR 1948, BY TRADE GROUP
RIVERSIDE COUNTY, CALIF.

Trade group and kind of business	Number of establishments	1948 sales and receipts (Thousand dollars)	Active proprietors of unincorporated businesses Nov. 1948	Paid employees, workweek ended nearest Nov. 15, 1948	
				Total employees ¹	Full workweek employees
RETAIL TRADE, total.....	2,369	166,264	2,482	7,683	6,491
Food group.....	473	42,367	500	1,055	813
Eating and drinking places.....	536	14,705	611	1,872	1,531
Gen'l merchandise grp, general stores...	69	13,419	49	1,041	886
Apparel group.....	154	8,484	153	430	357
Furniture-home furnishings-appliance grp.	127	7,903	138	444	392
Automotive group.....	131	26,107	143	889	842
Gasoline service stations.....	368	12,559	390	466	370
Lumber-building-hardware group.....	149	18,729	139	677	610
Drug and proprietary stores.....	48	4,976	46	296	239
All other retail stores.....	314	17,015	313	513	451
WHOLESALE TRADE, total.....	184	80,351	151	1,929	x
Merchant wholesalers, total.....	89	33,370	80	628	x
Groceries, foods.....	25	22,078	18	322	x
Automotive parts, accessories.....	23	2,941	21	145	x
All other merchant wholesalers.....	41	8,351	41	161	x
Manufact'rs' sales branches, offices...	6	1,818	-	50	x
Petroleum bulk plants, terminals.....	46	13,673	42	124	x
Agents, brokers (merchandise).....	5	1,369	5	10	x
Assemblers of farm products.....	38	30,121	24	1,117	x
SELECTED SERVICE TRADES, ² /total.....	653	8,205	692	1,040	899
Personal services.....	335	3,955	339	705	597
Business services.....	36	687	34	96	89
Automotive repairs and services.....	180	2,459	208	157	139
Other repair services.....	102	1,104	111	82	74
HÔTELS.....	132	6,892	105	1,330	1,220
TOURIST COURTS AND CAMPS.....	227	1,431	232	134	107
AMUSEMENTS.....	54	2,062	39	300	x

x Not available.

¹/ Includes employees paid for less than the full workweek.

²/ See General Description on last page for changes from the 1939 Census of Business in the coverage of Service Trades.

Table 2.—CENSUS OF BUSINESS PRELIMINARY RESULTS FOR 1948 FOR CITIES OF 2,500 INHABITANTS OR MORE

RIVERSIDE COUNTY, CALIF.

(Data omitted for trade groups where necessary to avoid disclosure)

City and trade group ¹	Number of establishments	1948 sales and receipts (Thousand dollars)	Active proprietors of unincorporated businesses Nov. 1948	Paid employees, workweek ended nearest Nov. 15, 1948	
				Total employees ²	Full workweek employees
Banning:					
Retail trade.....	128	7,569	130	332	269
Selected service trades....	39	593	40	73	68
Tourist courts and camps...	26	141	31	4	2
Corona:					
Retail trade.....	163	10,002	171	398	315
Wholesale trade.....	17	8,250	18	170	x
Selected service trades....	49	514	50	59	50
Tourist courts and camps...	9	26	9	-	-
Hemet:					
Retail trade.....	102	8,420	106	372	294
Selected service trades....	21	215	23	26	25
Palm Springs:					
Retail trade.....	89	11,135	72	647	582
Selected service trades....	39	841	38	131	109
Hotels.....	81	3,557	66	702	644
Tourist courts and camps...	30	245	26	27	19
Riverside:					
Retail trade.....	575	64,897	565	3,196	2,786
Wholesale trade.....	58	41,740	45	791	x
Selected service trades....	220	3,285	235	467	419
Remainder of county:^{3/}					
Retail trade.....	1,312	64,241	1,438	2,738	2,245
Wholesale trade.....	109	30,361	88	968	x
Selected service trades....	285	2,757	306	284	228
Hotels.....	30	1,922	20	338	315
Tourist courts and camps...	155	970	160	96	84

x Not available.

^{1/} See General Description on last page for changes from the 1939 Census of Business in the coverage of Service Trades.^{2/} Includes employees paid for less than the full workweek.^{3/} Includes figures for establishments, other than wholesale, not located in cities of 2,500 inhabitants or more, and wholesale establishments not located in cities of 5,000 inhabitants or more.

91701

GENERAL DESCRIPTION OF PRELIMINARY RELEASES FOR THE 1948 CENSUS OF BUSINESS

This series of releases, of which one is planned for each county in the United States, presents preliminary results of the 1948 Census of Business. The information is based on reports submitted by business establishments for that Census. The figures shown are preliminary, and are subject to revision in the final Census publications, but the changes are expected to be relatively minor with respect to coverage. The final Census figures will be issued in a series of Business Census bulletins which will show additional detailed kind-of-business information for all places where there are a sufficient number of establishments.

The 1948 Census of Business was taken under the provision of the Act of June 19, 1948, which provides that the Business Census be taken for 1948 and for each fifth year thereafter. Previous Business Censuses were taken for the years 1929, 1933, 1935, and 1939.

Scope of the Census.—The 1948 Census of Business covered all establishments in the following trades, as defined by the Standard Industrial Classification Manual, May 1949 issue, of the Executive Office of the President: all retail trades; all wholesale trades; all service trades in the following four groups—personal services, business services, automobile repairs and services, and miscellaneous repair services; hotels; tourist courts and camps; and amusements, including motion picture theaters. Some important services not covered are radio broadcasting and television, medical and health, legal, educational, nonprofit, accounting, and domestic services.

This coverage is similar to that of the 1939 Business Census. However, "custom trades" and "services incidental to transportation," which are no longer included in the standard classification of the service trades, are not covered by the 1948 Census. In a number of localities, these exclusions as well as other changes in the standard classification may have a considerable effect in comparing

1948 with 1939 data, particularly with respect to establishment count.

Establishment definition.—For Census purposes, a business establishment is defined to include only enterprises conducted from a recognizable place of business, provided that the annual sales were in excess of \$5,000 for a wholesale trade establishment and \$500 for establishments in other trades. A detailed analysis of coverage will be provided in future Census of Business publications.

"Number of establishments" is the number of separate business locations, rather than the number of business companies or organizations, since the Census figures represent information reported separately for each business location or establishment. The establishment count reflects the number of places in business at the end of 1948 excluding administrative and executive offices of multiunit organizations, and "chain store" warehouses.

Sales and receipts.—"1948 sales and receipts" represents sales of merchandise and receipts from repairs and other services to customers. The figures reflect deductions for returned goods and allowances, but not for trade-in allowances; they exclude sales and excise taxes collected from customers and paid directly to any taxing agency.

Proprietors.—"Active proprietors..." represents owners and partners of unincorporated businesses who devoted the major portion of their time to the business in November 1948.

Employment.—"Number of paid employees..." represents all employees on the pay roll for the pay period ending nearest November 15, 1948. "Full workweek" employees, whether regular or seasonal, are those who in the November 15 pay period were paid for working at least the number of hours typically worked in a week by employees of the reporting establishment.

1948 CENSUS OF BUSINESS

RETAIL, WHOLESALE, SERVICE TRADES

U. S. DEPARTMENT OF COMMERCE
BUREAU OF THE CENSUS

PRELIMINARY

For Release May 29, 1950

Release Series BC-1P-04-034

SACRAMENTO COUNTY, CALIF.

Retail, wholesale, and service establishments located in Sacramento County, California, showed a substantial expansion in dollar volume of trade from 1939 to 1948 according to preliminary figures from the 1948 Census of Business released today by the Bureau of the Census, U. S. Department of Commerce.

Retail sales in the county during 1948 aggregated \$296.3 million, an increase of 223 percent over the \$91.7 million sales in 1939, when the preceding Census of Business was taken. Wholesale sales volume in the county showed a 266 percent rise over the same period, reaching a total of \$283.8 million in 1948 as compared with \$77.6 million in 1939. The service trades included in the Census of Business reported receipts totaling \$18.9 million in 1948 compared with \$6.5 million in 1939. Hotel receipts moved from \$2.6 million in 1939 to \$5.6 million in 1948. Amusement businesses in the county recorded receipts of \$4.8 million in 1948. No comparable figure for 1939 is available.

Employment in the county also rose over the 9-year period between 1939 and 1948 for the above trades covered by the Census of Business. Retail trade establishments reported 14,000 paid employees for the workweek ended nearest November 15, 1948. Of these, 12,134 worked the full week, and the remainder part of the week. The comparable total and full workweek figures for 1939 were 9,084 and 7,416. Wholesale trade establishments reported a total of 5,887 full- and part-week employees for the week of November 15, 1948, compared with 3,140 for the same week in 1939. For the selected service trades, November 15, 1948, paid employees numbered 2,525; the comparable figure for 1939, adjusted for change in scope between the two Censuses, was 1,744.

These preliminary figures have been derived from a Census report on Sacramento County, California. The report also contains data for the cities of North Sacramento and Sacramento.

Final figures, superseding the preliminary data for Sacramento County, will be included in a Bulletin for the State of California to be issued in several months. Similar data will be made available this year in preliminary and final form for each of the counties and States. A single copy of the preliminary release for Sacramento County as well as an order blank for other area releases may be obtained by writing to the Bureau of the Census, Washington 25, D. C.

Table 1.—CENSUS OF BUSINESS PRELIMINARY RESULTS FOR 1948, BY TRADE GROUP
SACRAMENTO COUNTY, CALIF.

Trade group and kind of business	Number of establishments	1948 sales and receipts (Thousand dollars)	Active proprietors of unincorporated businesses Nov. 1948	Paid employees, workweek ended nearest Nov. 15, 1948	
				Total employees ¹	Full workweek employees
RETAIL TRADE, total.....	2,907	296,291	3,254	14,000	12,134
Food group.....	600	69,776	690	1,461	1,259
Eating and drinking places.....	750	30,091	904	3,592	3,062
General merchandise grp, general stores.....	91	35,552	89	2,312	1,933
Apparel group.....	203	23,582	182	1,290	1,023
Furniture-home furnishgs-appliance grp.....	166	22,707	172	1,317	1,280
Automotive group.....	146	47,380	158	1,331	1,265
Gasoline service stations.....	319	13,785	363	580	448
Lumber-building-hardware group.....	153	22,397	169	730	667
Drug and proprietary stores.....	95	10,677	109	558	468
All other retail stores.....	384	20,344	418	829	729
WHOLESALE TRADE, total.....	383	283,804	283	5,887	x
Merchant wholesalers, total.....	284	183,853	251	3,679	x
Groceries, foods.....	68	69,710	99	1,145	x
Hardware, elec'l, plum'g and heat'g..	27	32,455	13	636	x
Mach'y, equip't, industrial supplies.....	48	10,383	34	370	x
Automotive parts, accessories.....	36	6,156	36	318	x
All other merchant wholesalers.....	105	65,149	69	1,210	x
Manufact'rs' sales branches, offices...	52	56,359	2	891	x
Petroleum bulk plants, terminals.....	28	19,886	17	319	x
Agents, brokers (merchandise).....	9	9,088	12	28	x
Assemblers of farm products.....	10	14,619	1	970	x
SELECTED SERVICE TRADES, ^{2/} total.....	1,140	18,942	1,258	2,525	2,180
Personal services.....	658	9,159	723	1,461	1,275
Business services.....	63	2,339	57	460	372
Automotive repairs and services.....	258	5,429	303	447	390
Other repair services.....	161	2,015	175	157	143
HOTELS.....	137	5,572	126	842	730
TOURIST COURTS AND CAMPS.....	58	608	66	28	21
AMUSEMENTS.....	68	4,784	53	523	x

x Not available.

^{1/} Includes employees paid for less than the full workweek.

^{2/} See General Description on last page for changes from the 1939 Census of Business in the coverage of Service Trades.

Table 2.—CENSUS OF BUSINESS PRELIMINARY RESULTS FOR 1948 FOR CITIES OF 2,500 INHABITANTS OR MORE

SACRAMENTO COUNTY, CALIF.

(Data omitted for trade groups where necessary to avoid disclosure)

City and trade group ¹	Number of establishments	1948 sales and receipts (Thousand dollars)	Active proprietors of unincorporated businesses Nov. 1948	Paid employees, workweek ended nearest Nov. 15, 1948	
				Total employees ²	Full workweek employees
North Sacramento:					
Retail trade.....	134	13,316	136	476	424
Selected service trades...	Included with "Remainder of county"				
Hotels.....	Included with "Remainder of county"				
Tourist courts and camps..	Included with "Remainder of county"				
Amusements.....	Included with "Remainder of county"				
Sacramento:					
Retail trade.....	1,974	235,755	2,160	12,045	10,475
Wholesale trade.....	306	253,758	213	5,178	x
Selected service trades...	882	16,069	963	2,281	1,970
Hotels.....	131	5,372	116	820	711
Tourist courts and camps..	5	68	6	5	5
Amusements.....	49	4,183	33	438	x
Remainder of county: ^{3/}					
Retail trade.....	799	47,220	958	1,479	1,235
Wholesale trade.....	77	30,046	70	709	x
Selected service trades...	258	2,873	295	244	210
Hotels.....	6	200	10	22	19
Tourist courts and camps..	53	540	60	23	16
Amusement.....	19	601	20	85	x

x Not available.

- ^{1/} See General Description on this page for changes from the 1939 Census of Business in the coverage of Service Trades.
- ^{2/} Includes employees paid for less than the full workweek.
- ^{3/} Except as indicated above, includes figures for establishments, other than wholesale, not located in cities of 2,500 inhabitants or more, and wholesale establishments not located in cities of 5,000 inhabitants or more.

GENERAL DESCRIPTION OF PRELIMINARY RELEASES FOR THE 1948 CENSUS OF BUSINESS

This series of releases, of which one is planned for each county in the United States, presents preliminary results of the 1948 Census of Business. The information is based on reports submitted by business establishments for that Census. The figures shown are preliminary, and are subject to revision in the final Census publications, but the changes are expected to be relatively minor with respect to coverage. The final Census figures will be issued in a series of Business Census bulletins which will show additional detailed kind-of-business information for all places where there are a sufficient number of establishments.

The 1948 Census of Business was taken under the provision of the Act of June 18, 1948, which provides that the Business Census be taken for 1948 and for each fifth year thereafter. Previous Business Censuses were taken for the years 1929, 1933, 1935, and 1939.

Scope of the Census.—The 1948 Census of Business covered all establishments in the following trades, as defined by the Standard Industrial Classification Manual, May 1949 issue, of the Executive Office of the President: all retail trades; all wholesale trades; all service trades in the following four groups—personal services, business services, automobile repairs and services, and miscellaneous repair services; hotels; tourist courts and camps; and amusements, including motion picture theaters. Some important services not covered are radio broadcasting and television, medical and health, legal, educational, nonprofit, accounting, and domestic services.

This coverage is similar to that of the 1939 Business Census. However, "custom trades" and "services incidental to transportation," which are no longer included in the standard classification of the service trades, are not covered by the 1948 Census. In a number of localities, these exclusions as well as

other changes in the standard classification may have a considerable effect in comparing 1948 with 1939 data, particularly with respect to establishment count.


Establishment definition.—For Census purposes, a business establishment is defined to include only enterprises conducted from a recognizable place of business, provided that the annual sales were in excess of \$5,000 for a wholesale trade establishment and \$500 for establishments in other trades. A detailed analysis of coverage will be provided in future Census of Business publications.

"Number of establishments" is the number of separate business locations, rather than the number of business companies or organizations, since the Census figures represent information reported separately for each business location or establishment. The establishment count reflects the number of places in business at the end of 1948 excluding administrative and executive offices of multiunit organizations, and "chain stores" warehouses.

Sales and receipts.—"1948 sales and receipts" represents sales of merchandise and receipts from repairs and other services to customers. The figures reflect deductions for returned goods and allowances, but not for trade-in allowances; they exclude sales and excise taxes collected from customers and paid directly to any taxing agency.

Proprietors.—"Active proprietors..." represents owners and partners of unincorporated businesses who devoted the major portion of their time to the business in November 1948.

Employment.—"Number of paid employees..." represents all employees on the pay roll for the pay period ending nearest November 15, 1948. "Full workweek" employees, whether regular or seasonal, are those who in the November 15 pay period were paid for working at least the number of hours typically worked in a week by employees of the reporting establishment.



1948 CENSUS OF BUSINESS

RETAIL, WHOLESALE, SERVICE TRADES

U. S. DEPARTMENT OF COMMERCE
BUREAU OF THE CENSUS

PRELIMINARY

For Release May 15, 1950

Release Series BC-1P-04-035

SAN BENITO COUNTY, CALIF.

Retail, wholesale, and service establishments located in San Benito County, California, showed a substantial expansion in dollar volume of trade from 1939 to 1948 according to preliminary figures from the 1948 Census of Business released today by the Bureau of the Census, U. S. Department of Commerce.

Retail sales in the county during 1948 aggregated \$12.2 million, an increase of 213 percent over the \$3.9 million in 1939, when the preceding Census of Business was taken. Wholesale sales in the county reached a total of \$3.4 million in 1948 as compared with \$1.9 million in 1939. The service trades included in the Census of Business recorded receipts totaling \$570,000 in 1948 compared with \$230,000 in 1939.

Employment in the county also rose over the 9-year period between 1939 and 1948 for the above trades. Establishments in these trades reported a combined total of 632 paid employees for the workweek ended nearest November 15, 1948. This compared with a total of 496 employees reported for the week of November 15, 1939.

These preliminary figures have been derived from a Census report on San Benito County, California, which also includes data for the city of Hollister. Final figures, superseding the preliminary data for San Benito County, will be included in a Bulletin for the State of California to be issued in several months. Similar data will be made available this year in preliminary and final form for each of the counties and States. A single copy of the preliminary release for San Benito County as well as an order blank for other area releases may be obtained by writing to the Bureau of the Census, Washington 25, D. C.

Table 1.—CENSUS OF BUSINESS PRELIMINARY RESULTS FOR 1948, BY TRADE GROUP

SAN BENITO COUNTY, CALIF.

Trade group and kind of business	Number of establishments	1948 sales and receipts (Thousand dollars)	Active proprietors of unincorporated businesses Nov. 1948	Paid employees, workweek ended nearest Nov. 15, 1948	
				Total employees ¹	Full workweek employees
RETAIL TRADE, total.....	170	12,163	201	482	407
Food group.....	31	3,332	40	62	47
Eating and drinking places.....	40	850	48	79	69
General merchandise grp, general stores.	6	709	4	36	28
Apparel group.....	15	641	19	22	21
Furniture-home furnishings-appliance grp.	11	577	13	26	25
Automotive group.....	12	2,088	14	93	86
Gasoline service stations.....	19	728	23	25	16
Lumber-building-hardware group.....	12	2,387	14	96	80
Drug and proprietary stores.....	5	345	5	19	17
All other retail stores.....	19	506	21	24	18
WHOLESALE TRADE.....	18	3,401	13	92	x
SELECTED SERVICE TRADES, ² /total.....	45	570	48	58	55
Personal services.....	26	352	28	43	43
All other service trades.....	19	218	20	15	12

x Not available.

¹/ Includes employees paid for less than the full workweek.

²/ See General Description on last page for changes from the 1939 Census of Business in the coverage of Service Trades.

Table 2.—CENSUS OF BUSINESS PRELIMINARY RESULTS FOR 1948 FOR CITIES OF 2,500 INHABITANTS OR MORE

SAN BENITO COUNTY, CALIF.

(Data omitted for trade groups where necessary to avoid disclosure)

City and trade group ¹	Number of establishments	1948 sales and receipts (Thousand dollars)	Active proprietors of unincorporated businesses Nov. 1948	Paid employees, workweek ended nearest Nov. 15, 1948	
				Total employees ²	Full workweek employees
Hollister:					
Retail trade.....	119	9,696	145	396	342
Selected service trades....	34	496	35	55	52
Remainder of county:					
Retail trade.....	51	2,467	56	86	65
Selected service trades....	11	74	13	3	3

1/ See General Description on this page for changes from the 1939 Census of Business in the coverage of Service Trades.

2/ Includes employees paid for less than the full workweek.

GENERAL DESCRIPTION OF PRELIMINARY RELEASES FOR THE 1948 CENSUS OF BUSINESS

This series of releases, of which one is planned for each county in the United States, presents preliminary results of the 1948 Census of Business. The information is based on reports submitted by business establishments for that Census. The figures shown are preliminary, and are subject to revision in the final Census publications, but the changes are expected to be relatively minor with respect to coverage. The final Census figures will be issued in a series of Business Census bulletins which will show additional detailed kind-of-business information for all places where there are a sufficient number of establishments.

The 1948 Census of Business was taken under the provision of the Act of June 19, 1948, which provides that the Business Census be taken for 1948 and for each fifth year thereafter. Previous Business Censuses were taken for the years 1929, 1933, 1935, and 1939.

Scope of the Census.—The 1948 Census of Business covered all establishments in the following trades, as defined by the Standard Industrial Classification Manual, May 1949 issue, of the Executive Office of the President: all retail trades; all wholesale trades; all service trades in the following four groups—personal services, business services, automobile repairs and services, and miscellaneous repair services; hotels; tourist courts and camps; and amusements, including motion picture theaters. Some important services not covered are radio broadcasting and television, medical and health, legal, educational, nonprofit, accounting, and domestic services.

This coverage is similar to that of the 1939 Business Census. However, "custom trades" and "services incidental to transportation," which are no longer included in the standard classification of the service trades, are not covered by the 1948 Census. In a number of localities, these exclusions as well as

other changes in the standard classification may have a considerable effect in comparing 1948 with 1939 data, particularly with respect to establishment count.

Establishment definition.—For Census purposes, a business establishment is defined to include only enterprises conducted from a recognizable place of business, provided that the annual sales were in excess of \$5,000 for a wholesale trade establishment and \$500 for establishments in other trades. A detailed analysis of coverage will be provided in future Census of Business publications.

"Number of establishments" is the number of separate business locations, rather than the number of business companies or organizations, since the Census figures represent information reported separately for each business location or establishment. The establishment count reflects the number of places in business at the end of 1948 excluding administrative and executive offices of multiunit organizations, and "chain store" warehouses.

Sales and receipts.—"1948 sales and receipts" represents sales of merchandise and receipts from repairs and other services to customers. The figures reflect deductions for returned goods and allowances, but not for trade-in allowances; they exclude sales and excise taxes collected from customers and paid directly to any taxing agency.

Proprietors.—"Active proprietors..." represents owners and partners of unincorporated businesses who devoted the major portion of their time to the business in November 1948.

Employment.—"Number of paid employees..." represents all employees on the pay roll for the pay period ending nearest November 15, 1948. "Full workweek" employees, whether regular or seasonal, are those who in the November 15 pay period were paid for working at least the number of hours typically worked in a week by employees of the reporting establishment.

1948 CENSUS OF BUSINESS

RETAIL, WHOLESALE, SERVICE TRADES

U. S. DEPARTMENT OF COMMERCE
BUREAU OF THE CENSUS

PRELIMINARY

For Release May 15, 1950

Release Series BC-1P-04-036

SAN BERNARDINO COUNTY, CALIF.

Retail, wholesales, and service establishments located in San Bernardino County, California, showed a substantial expansion in dollar volume of trade from the 1939 to 1948 according to preliminary figures from the 1948 Census of Business released today by the Bureau of the Census, U. S. Department of Commerce.

Retail sales in the county during 1948 aggregated \$247.2 million, an increase of 314 percent over the \$59.7 million sales in 1939, when the preceding Census of Business was taken. Wholesale sales volume in the county showed a 214 percent rise over the same period, reaching a total of \$138.9 million in 1948 as compared with \$44.3 million in 1939. The service trades included in the Census of Business reported receipts totaling \$13.8 million in 1948 compared with \$3.2 million in 1939. Amusement businesses in the county recorded receipts of \$3.9 million in 1948. No comparable figure for 1939 is available.

Employment in the county also rose over the 9-year period between 1939 and 1948 for the trades covered by the Census of Business. Retail trade establishments reported 11,243 paid employees for the workweek ended nearest November 15, 1948. Of these, 9,298 worked the full week, and the remainder part of the week. The comparable total and full workweek figures for 1939 were 5,862 and 4,538. Wholesale trade establishments reported a total of 2,989 full- and part-week employees for the week of November 15, 1948, compared with 2,838 for the same week in 1939. For the selected service trades, November 15, 1948, paid employees numbered 1,736; the comparable figure for 1939, adjusted for change in scope between the two Censuses, was 893.

These preliminary figures have been derived from a Census report on San Bernardino County, California. The report also contains data for the cities of Chino, Colton, Needles, Ontario, Redlands, San Bernardino, and Upland.

Final figures, superseding the preliminary data for San Bernardino County, will be included in a Bulletin for the State of California to be issued in several months. Similar data will be made available this year in preliminary and final form for each of the counties and States. A single copy of the preliminary release for San Bernardino County as well as an order blank for other area releases may be obtained by writing to the Bureau of the Census, Washington 25, D. C.

91362

Table 1.—CENSUS OF BUSINESS PRELIMINARY RESULTS FOR 1948, BY TRADE GROUP

SAN BERNARDINO COUNTY, CALIF.

Trade group and kind of business	Number of establishments	1948 sales and receipts (Thousand dollars)	Active proprietors of unincorporated businesses Nov. 1948	Paid employees, workweek ended nearest Nov. 15, 1948	
				Total employees ¹	Full workweek employees
RETAIL TRADE, total.....	3,620	247,188	3,783	11,243	9,298
Food group.....	761	65,352	820	1,589	1,191
Eating and drinking places.....	811	20,810	875	2,525	2,096
General merchandise grp, general stores.....	122	24,896	95	1,831	1,437
Apparel group.....	199	10,348	177	521	395
Furniture-home furnishgs-appliance grp.....	193	13,224	224	616	543
Automotive group.....	175	34,302	170	1,247	1,202
Gasoline service stations.....	556	18,816	574	719	563
Lumber-building-hardware group.....	222	25,691	238	930	805
Drug and proprietary stores.....	73	8,691	74	492	413
All other retail stores.....	508	25,058	536	773	653
WHOLESALE TRADE, total.....	302	138,909	223	2,989	x
Merchant wholesalers, total.....	160	49,561	142	1,209	x
Groceries, foods.....	42	15,765	34	345	x
Hardware, elec'l, plum'g and heating.....	14	3,035	13	59	x
Mach'y, equip't, industrial supplies..	26	3,379	18	135	x
Automotive parts, accessories.....	26	3,430	27	188	x
All other merchant wholesalers.....	52	23,952	50	482	x
Petroleum bulk plants, terminals.....	68	22,411	65	219	x
Assemblers of farm products.....	49	39,570	13	1,222	x
Other types of wholesale.....	25	27,367	3	339	x
SELECTED SERVICE TRADES, ^{2/} total.....	1,030	13,776	1,075	1,736	1,555
Personal services.....	530	7,018	552	1,188	1,075
Business services.....	63	1,382	56	146	127
Automotive repairs and services.....	278	4,123	302	300	263
Other repair services.....	159	1,253	165	102	90
HOTELS.....	90	2,935	82	478	434
TOURIST COURTS AND CAMPS.....	329	1,936	332	108	89
AMUSEMENTS.....	117	3,903	100	548	x

x Not available.

^{1/} Includes employees paid for less than the full workweek.^{2/} See General Description on last page for changes from the 1939 Census of Business in the coverage of Service Trades.

Table 2.—CENSUS OF BUSINESS PRELIMINARY RESULTS FOR 1948 FOR CITIES OF 2,500 INHABITANTS OR MORE

SAN BERNARDINO COUNTY, CALIF.

(Data omitted for trade groups where necessary to avoid disclosure)

City and trade group ¹	Number of establishments	1948 sales and receipts (Thousand dollars)	Active proprietors of unincorporated businesses Nov. 1948	Paid employees, workweek ended nearest Nov. 15, 1948	
				Total employees ²	Full workweek employees
Chino:					
Retail trade.....	72	4,001	72	189	154
Selected service trades....	16	126	16	17	17
Colton:					
Retail trade.....	167	9,137	175	417	340
Wholesale trade.....	18	5,420	15	88	x
Selected service trades....	47	774	47	94	89
Needles:					
Retail trade.....	50	5,664	42	213	177
Selected service trades....	13	177	11	34	30
Tourist courts and camps...	6	97	4	9	8
Ontario:					
Retail trade.....	316	25,584	367	1,053	875
Wholesale trade.....	24	8,913	26	179	x
Selected service trades....	121	1,638	128	223	208
Tourist courts and camps...	18	81	21	1	-
Redlands:					
Retail trade.....	222	18,945	227	883	729
Wholesale trade.....	29	30,593	19	313	x
Selected service trades....	102	1,425	111	184	157
San Bernardino:					
Retail trade.....	965	98,423	966	5,169	4,342
Wholesale trade.....	106	48,042	72	1,087	x
Selected service trades....	336	6,149	358	820	741
Tourist courts and camps...	21	267	28	19	19
Upland:					
Retail trade.....	103	7,405	108	277	221
Wholesale trade.....	10	12,012	7	557	x
Selected service trades....	33	401	34	48	45
Remainder of county: ^{3/}					
Retail trade.....	1,725	78,029	1,826	3,042	2,460
Wholesale trade.....	115	33,929	84	765	x
Selected service trades....	362	3,086	370	316	268
Tourist courts and camps...	280	1,467	276	79	62

x Not available.

1/ See General Description on last page for changes from the 1939 Census of Business in the coverage of Service Trades.

2/ Includes employees paid for less than the full workweek.

3/ Includes figures for establishments, other than wholesale, not located in cities of 2,500 inhabitants or more, and wholesale establishments not located in cities of 5,000 inhabitants or more.

GENERAL DESCRIPTION OF PRELIMINARY RELEASES FOR THE
1948 CENSUS OF BUSINESS

This series of releases, of which one is planned for each county in the United States, presents preliminary results of the 1948 Census of Business. The information is based on reports submitted by business establishments for that Census. The figures shown are preliminary, and are subject to revision in the final Census publications, but the changes are expected to be relatively minor with respect to coverage. The final Census figures will be issued in a series of Business Census bulletins which will show additional detailed kind-of-business information for all places where there are a sufficient number of establishments.

The 1948 Census of Business was taken under the provision of the Act of June 19, 1948, which provides that the Business Census be taken for 1948 and for each fifth year thereafter. Previous Business Censuses were taken for the years 1929, 1933, 1935, and 1939.

Scope of the Census.—The 1948 Census of Business covered all establishments in the following trades, as defined by the Standard Industrial Classification Manual, May 1949 issue, of the Executive Office of the President: all retail trades; all wholesale trades; all service trades in the following four groups—personal services, business services, automobile repairs and services, and miscellaneous repair services; hotels; tourist courts and camps; and amusements, including motion picture theaters. Some important services not covered are radio broadcasting and television, medical and health, legal, educational, nonprofit, accounting, and domestic services.

This coverage is similar to that of the 1939 Business Census. However, "custom trades" and "services incidental to transportation," which are no longer included in the standard classification of the service trades, are not covered by the 1948 Census. In a number of localities, these exclusions as well as other changes in the standard classification may have a considerable effect in comparing

1948 with 1939 data, particularly with respect to establishment count.

Establishment definition.—For Census purposes, a business establishment is defined to include only enterprises conducted from a recognizable place of business, provided that the annual sales were in excess of \$5,000 for a wholesale trade establishment and \$500 for establishments in other trades. A detailed analysis of coverage will be provided in future Census of Business publications.

"Number of establishments" is the number of separate business locations, rather than the number of business companies or organizations, since the Census figures represent information reported separately for each business location or establishment. The establishment count reflects the number of places in business at the end of 1948 excluding administrative and executive offices of multiunit organizations, and "chain store" warehouses.

Sales and receipts.—"1948 sales and receipts" represents sales of merchandise and receipts from repairs and other services to customers. The figures reflect deductions for returned goods and allowances, but not for trade-in allowances; they exclude sales and excise taxes collected from customers and paid directly to any taxing agency.

Proprietors.—"Active proprietors..." represents owners and partners of unincorporated businesses who devoted the major portion of their time to the business in November 1948.

Employment.—"Number of paid employees..." represents all employees on the pay roll for the pay period ending nearest November 15, 1948. "Full workweek" employees, whether regular or seasonal, are those who in the November 15 pay period were paid for working at least the number of hours typically worked in a week by employees of the reporting establishment.

1948 CENSUS OF BUSINESS

RETAIL, WHOLESALE, SERVICE TRADES

U. S. DEPARTMENT OF COMMERCE
BUREAU OF THE CENSUS

PRELIMINARY

For Release May 29, 1950

Release Series BC-1P-04-037

SAN DIEGO COUNTY, CALIF.

Retail, wholesale, and service establishments located in San Diego County, California, showed a substantial expansion in dollar volume of trade from 1939 to 1948 according to preliminary figures from the 1948 Census of Business released today by the Bureau of the Census, U. S. Department of Commerce.

Retail sales in the county during 1948 aggregated \$506.2 million, an increase of 319 percent over the \$120.7 million sales in 1939, when the preceding Census of Business was taken. Wholesale sales volume in the county showed a 292 percent rise over the same period, reaching a total of \$256.3 million in 1948 as compared with \$65.4 million in 1939. The service trades included in the Census of Business reported receipts totaling \$32.9 million in 1948 compared with \$9.0 million in 1939. Hotel receipts moved from \$4.3 million in 1939 to \$13.7 million in 1948. Amusement businesses in the county recorded receipts of \$13.1 million in 1948. No comparable figure for 1939 is available.

Employment in the county also rose over the 9-year period between 1939 and 1948 for the trades covered by the Census of Business. Retail trade establishments reported 24,447 paid employees for the workweek ended nearest November 15, 1948. Of these, 20,561 worked the full week, and the remainder part of the week. The comparable total and full workweek figures for 1939 were 12,896 and 10,467. Wholesale trade establishments reported a total of 5,419 full- and part-week employees for the week of November 15, 1948, compared with 3,533 for the same week in 1939. For the selected service trades, November 15, 1948, paid employees numbered 4,760; the comparable figure for 1939, adjusted for change in scope between the two Censuses, was 2,522.

These preliminary figures have been derived from a Census report on San Diego County, California. The report also contains data for the cities of Chula Vista, Coronado, Escondido, La Mesa, National City, Oceanside, and San Diego.

Final figures, superseding the preliminary data for San Diego County, will be included in a Bulletin for the State of California to be issued in several months. Similar data will be made available this year in preliminary and final form for each of the counties and States. A single copy of the preliminary release for San Diego County as well as an order blank for other area releases may be obtained by writing to the Bureau of the Census, Washington 25, D. C.

91898

Table 1.—CENSUS OF BUSINESS PRELIMINARY RESULTS FOR 1948, BY TRADE GROUP
SAN DIEGO COUNTY, CALIF.

Trade group and kind of business	Number of establishments	1948 sales and receipts (Thousand dollars)	Active proprietors of unincorporated businesses Nov. 1948	Paid employees, workweek ended nearest Nov. 15, 1948	
				Total employees ¹	Full workweek employees
RETAIL TRADE, total.....	5,680	506,208	5,869	24,447	20,561
Food group.....	1,084	121,833	1,131	2,794	2,231
Eating and drinking places.....	1,209	40,269	1,370	5,407	4,458
General merchandise grp, general stores.	188	54,940	170	3,954	2,925
Apparel group.....	426	33,379	393	1,783	1,455
Furniture-home furnishgs-appliance grp.	382	34,854	398	1,883	1,705
Automotive group.....	268	83,956	253	2,623	2,542
Gasoline service stations.....	643	25,422	653	1,115	924
Lumber-building-hardware group.....	278	45,933	254	1,876	1,772
Drug and proprietary stores.....	162	17,674	152	1,127	933
All other retail stores.....	1,040	47,948	1,095	1,885	1,616
WHOLESALE TRADE, total.....	505	256,293	371	5,419	x
Merchant wholesalers, total.....	354	160,983	288	3,969	x
Groceries, foods.....	95	70,436	94	1,470	x
Dry goods, apparel.....	9	1,104	12	37	x
Hardware, elec'l, plum'g and heat'g..	37	23,611	24	534	x
Mach't, equip't, industrial supplies..	49	10,387	30	455	x
Automotive parts, accessories.....	54	7,231	48	380	x
All other merchant wholesalers.....	110	48,214	80	1,093	x
Manufact'rs' sales branches, offices...	51	28,896	3	563	x
Petroleum bulk plants, terminals.....	70	44,087	53	365	x
Agents, brokers (merchandise).....	17	9,024	23	60	x
Assemblers of farm products.....	13	13,303	4	462	x
SELECTED SERVICE TRADES, ^{2/} total.....	2,218	32,879	2,355	4,760	4,217
Personal services.....	1,316	19,604	1,380	3,585	3,171
Business services.....	167	3,822	159	475	432
Automotive repairs and services.....	410	6,770	462	503	449
Other repair services.....	325	2,683	354	197	165
HOTELS.....	173	13,733	143	2,408	2,231
TOURIST COURTS AND CAMPS.....	238	1,797	246	139	108
AMUSEMENTS.....	230	13,060	200	1,473	x

x Not available.

^{1/} Includes employees paid for less than the full workweek.^{2/} See General Description on last page for changes from the 1939 Census of Business in the coverage of Service Trades.

Table 2.—CENSUS OF BUSINESS PRELIMINARY RESULTS FOR 1948 FOR CITIES OF 2,500 INHABITANTS OR MORE
SAN DIEGO COUNTY, CALIF.

(Data omitted for trade groups where necessary to avoid disclosure)

City and trade group ¹	Number of establishments	1948 sales and receipts (Thousand dollars)	Active proprietors of unincorporated businesses Nov. 1948	Paid employees, workweek ended nearest Nov. 15, 1948	
				Total employees ²	Full workweek employees
Chula Vista:					
Retail trade.....	158	13,306	164	467	383
Wholesale trade.....	6	2,823	2	140	x
Selected service trades.....	56	904	63	97	86
Tourist courts and camps....	12	89	14	8	7
Coronado:					
Retail trade.....	97	8,642	95	371	331
Wholesale trade.....	Included with "remainder of county"				
Selected service trades.....	37	443	39	46	43
Escondido:					
Retail trade.....	163	16,486	168	693	582
Selected service trades.....	37	492	42	79	74
Tourist courts and camps....	8	34	4	2	2
La Mesa:					
Retail trade.....	129	10,557	134	462	382
Selected service trades.....	35	384	36	59	55
Tourist courts and camps....	9	60	9	5	4
National City:					
Retail trade.....	182	17,004	171	700	570
Wholesale trade.....	12	3,873	4	101	x
Selected service trades.....	78	1,090	87	143	127
Tourist courts and camps....	5	64	5	6	4
Oceanside:					
Retail trade.....	209	14,860	226	742	639
Selected service trades.....	58	1,096	63	169	159
Tourist courts and camps....	29	153	27	8	5
San Diego:					
Retail trade.....	3,653	367,172	3,714	18,753	15,881
Wholesale trade.....	404	226,694	292	4,662	x
Selected service trades.....	1,595	26,094	1,672	3,954	3,505
Hotels.....	131	9,943	115	1,636	1,531
Tourist courts and camps....	87	970	90	90	72
Amusements.....	167	8,539	146	1,063	x
Remainder of county:^{3/}					
Retail trade.....	1,089	58,181	1,197	2,259	1,793
Wholesale trade.....	83	22,903	73	516	x
Selected service trades.....	322	2,376	353	213	168
Tourist courts and camps....	88	427	97	20	14

x Not available.

1/ See General Description on last page for changes from the 1939 Census of Business in the coverage of Service Trades.

2/ Includes employees paid for less than the full workweek.

3/ Except as indicated above, includes figures for establishments, other than wholesale, not located in cities of 2,500 inhabitants or more, and wholesale establishments not located in cities of 5,000 inhabitants or more.

GENERAL DESCRIPTION OF PRELIMINARY RELEASES FOR THE 1948 CENSUS OF BUSINESS

This series of releases, of which one is planned for each county in the United States, presents preliminary results of the 1948 Census of Business. The information is based on reports submitted by business establishments for that Census. The figures shown are preliminary, and are subject to revision in the final Census publications, but the changes are expected to be relatively minor with respect to coverage. The final Census figures will be issued in a series of Business Census bulletins which will show additional detailed kind-of-business information for all places where there are a sufficient number of establishments.

The 1948 Census of Business was taken under the provision of the Act of June 19, 1948, which provides that the Business Census be taken for 1948 and for each fifth year thereafter. Previous Business Censuses were taken for the years 1929, 1933, 1935, and 1939.

Scope of the Census.—The 1948 Census of Business covered all establishments in the following trades, as defined by the Standard Industrial Classification Manual, May 1949 issue, of the Executive Office of the President: all retail trades; all wholesale trades; all service trades in the following four groups—personal services, business services, automobile repairs and services, and miscellaneous repair services; hotels; tourist courts and camps; and amusements, including motion picture theaters. Some important services not covered are radio broadcasting and television, medical and health, legal, educational, nonprofit, accounting, and domestic services.

This coverage is similar to that of the 1939 Business Census. However, "custom trades" and "services incidental to transportation," which are no longer included in the standard classification of the service trades, are not covered by the 1948 Census. In a number of localities, these exclusions as well as other changes in the standard classification may have a considerable effect in comparing

1948 with 1939 data, particularly with respect to establishment count.

Establishment definition.—For Census purposes, a business establishment is defined to include only enterprises conducted from a recognizable place of business, provided that the annual sales were in excess of \$5,000 for a wholesale trade establishment and \$500 for establishments in other trades. A detailed analysis of coverage will be provided in future Census of Business publications.

"Number of establishments" is the number of separate business locations, rather than the number of business companies or organizations, since the Census figures represent information reported separately for each business location or establishment. The establishment count reflects the number of places in business at the end of 1948 excluding administrative and executive offices of multiunit organizations, and "chain store" warehouses.

Sales and receipts.—"1948 sales and receipts" represents sales of merchandise and receipts from repairs and other services to customers. The figures reflect deductions for returned goods and allowances, but not for trade-in allowances; they exclude sales and excise taxes collected from customers and paid directly to any taxing agency.

Proprietors.—"Active proprietors..." represents owners and partners of unincorporated businesses who devoted the major portion of their time to the business in November 1948.

Employment.—"Number of paid employees..." represents all employees on the pay roll for the pay period ending nearest November 15, 1948. "Full workweek" employees, whether regular or seasonal, are those who in the November 15 pay period were paid for working at least the number of hours typically worked in a week by employees of the reporting establishment.

1948 CENSUS OF BUSINESS

RETAIL, WHOLESALE, SERVICE TRADES

U. S. DEPARTMENT OF COMMERCE
BUREAU OF THE CENSUS

PRELIMINARY

For Release May 29, 1950

Release Series BC-1P-04-038

SAN FRANCISCO COUNTY, CALIF.

Retail, wholesale, and service establishments located in San Francisco County, California, showed a substantial expansion in dollar volume of trade from 1939 to 1948 according to preliminary figures from the 1948 Census of Business released today by the Bureau of the Census, U. S. Department of Commerce.

Retail sales in the county during 1948 aggregated \$1,031,700,000, an increase of 169 percent over the \$383,600,000 sales in 1939, when the preceding Census of Business was taken. Wholesale sales volume in the county showed a 201 percent rise over the same period, reaching a total of \$4,020,900,000 in 1948 as compared with \$1,337,600,000 in 1939. The service trades included in the Census of Business reported receipts totaling \$116,500,000 in 1948 compared with \$50,300,000 in 1939. Hotel receipts moved from \$22,700,000 in 1939 to \$45,800,000 in 1948. Amusement businesses in the county recorded receipts of \$25,500,000 in 1948. No comparable figure for 1939 is available.

Employment in the county also rose over the 9-year period between 1939 and 1948 for the trades covered by the Census of Business. Retail trade establishments reported 55,731 paid employees for the workweek ended nearest November 15, 1948. Of these, 46,874 worked the full week, and the remainder part of the week. The comparable total and full workweek figures for 1939 were 45,559 and 35,719. Wholesale trade establishments reported a total of 47,207 full- and part-week employees for the week of November 15, 1948, compared with 35,589 for the same week in 1939. For the selected service trades, November 15, 1948, paid employees numbered 16,244; the comparable figure for 1939, adjusted for change in scope between the two Censuses, was 14,052.

These preliminary figures have been derived from a Census report on San Francisco County, California, which is coextensive with the city of San Francisco.

Final figures, superseding the preliminary data for San Francisco County, will be included in a Bulletin for the State of California to be issued in several months. Similar data will be made available this year in preliminary and final form for each of the counties and States. A single copy of the preliminary release for San Francisco County as well as an order blank for other area releases may be obtained by writing to the Bureau of the Census, Washington 25, D. C.

91900




Table 1.—CENSUS OF BUSINESS PRELIMINARY RESULTS FOR 1948, BY TRADE GROUP
SAN FRANCISCO COUNTY, CALIF.

Trade group and kind of business	Number of establishments	1948 sales and receipts (Thousand dollars)	Active proprietors of unincorporated businesses Nov. 1948	Paid employees, workweek ended nearest Nov. 15, 1948	
				Total employees ¹	Full workweek employees
RETAIL TRADE, total.....	10,301	1,031,711	12,145	55,731	46,874
Food group.....	2,409	217,113	3,026	5,234	4,322
Eating and drinking places.....	2,668	144,102	3,668	15,848	13,442
General merchandise grp, general stores.	231	146,307	198	10,378	7,787
Apparel group.....	1,000	121,020	987	7,481	6,313
Furniture-home furnishings-appliance grp.	589	76,500	658	4,079	3,868
Automotive group.....	221	133,938	224	3,347	3,277
Gasoline service stations.....	559	32,557	572	1,526	1,238
Lumber-building-hardware group.....	255	26,205	282	957	841
Drug and proprietary stores.....	344	31,675	331	1,736	1,343
All other retail stores.....	2,025	102,294	2,199	5,145	4,443
WHOLESALE TRADE, total.....	3,630	4,020,854	2,787	47,207	x
Merchant wholesalers, total.....	2,018	1,575,934	1,849	27,914	x
Groceries, foods.....	385	455,877	472	6,156	x
Dry goods, apparel.....	162	54,370	153	1,254	x
Hardware, elec'l, plum'g and heat'g..	176	161,167	88	4,164	x
Mach'y, equip't, industrial supplies..	359	107,769	279	3,503	x
Automotive parts, accessories.....	95	43,277	97	966	x
All other merchant wholesalers.....	841	753,474	760	11,871	x
Manufact'rs' sales branches, offices...	639	1,608,835	16	15,750	x
Petroleum bulk plants, terminals.....	17	49,261	5	638	x
Agents, brokers (merchandise).....	940	740,830	907	2,177	x
Assemblers of farm products.....	16	45,994	10	728	x
SELECTED SERVICE TRADES, ^{2/} total.....	5,200	116,536	5,602	16,244	14,114
Personal services.....	3,407	48,774	3,732	7,427	6,524
Business services.....	577	37,578	516	6,166	5,180
Automotive repairs and services.....	562	20,424	625	1,856	1,693
Other repair services.....	654	9,760	729	795	717
HOTELS.....	516	45,810	547	7,915	6,753
AMUSEMENTS.....	215	25,544	162	2,868	x

x Not available.

^{1/} Includes employees paid for less than the full workweek.

^{2/} See General Description on last page for changes from the 1939 Census of Business in the coverage of Service Trades.

GENERAL DESCRIPTION OF PRELIMINARY RELEASES FOR THE 1948 CENSUS OF BUSINESS

This series of releases, of which one is planned for each county in the United States, presents preliminary results of the 1948 Census of Business. The information is based on reports submitted by business establishments for that Census. The figures shown are preliminary, and are subject to revision in the final Census publications, but the changes are expected to be relatively minor with respect to coverage. The final Census figures will be issued in a series of Business Census bulletins which will show additional detailed kind-of-business information for all places where there are a sufficient number of establishments.

The 1948 Census of Business was taken under the provision of the Act of June 19, 1948, which provides that the Business Census be taken for 1948 and for each fifth year thereafter. Previous Business Censuses were taken for the years 1929, 1933, 1935, and 1939.

Scope of the Census.—The 1948 Census of Business covered all establishments in the following trades, as defined by the Standard Industrial Classification Manual, May 1949 issue, of the Executive Office of the President: all retail trades; all wholesale trades; all service trades in the following four groups—personal services, business services, automobile repairs and services, and miscellaneous repair services; hotels; tourist courts and camps; and amusements, including motion picture theaters. Some important services not covered are radio broadcasting and television, medical and health, legal, educational, nonprofit, accounting, and domestic services.

This coverage is similar to that of the 1939 Business Census. However, "custom trades" and "services incidental to transportation," which are no longer included in the standard classification of the service trades, are not covered by the 1948 Census. In a number of localities, these exclusions as well as other changes in the standard classification may have a considerable effect in comparing

1948 with 1939 data, particularly with respect to establishment count.

Establishment definition.—For Census purposes, a business establishment is defined to include only enterprises conducted from a recognizable place of business, provided that the annual sales were in excess of \$5,000 for a wholesale trade establishment and \$500 for establishments in other trades. A detailed analysis of coverage will be provided in future Census of Business publications.

"Number of establishments" is the number of separate business locations, rather than the number of business companies or organizations, since the Census figures represent information reported separately for each business location or establishment. The establishment count reflects the number of places in business at the end of 1948 excluding administrative and executive offices of multiunit organizations, and "chain store" warehouses.

Sales and receipts.—"1948 sales and receipts" represents sales of merchandise and receipts from repairs and other services to customers. The figures reflect deductions for returned goods and allowances, but not for trade-in allowances; they exclude sales and excise taxes collected from customers and paid directly to any taxing agency.

Proprietors.—"Active proprietors..." represents owners and partners of unincorporated businesses who devoted the major portion of their time to the business in November 1948.

Employment.—"Number of paid employees..." represents all employees on the pay roll for the pay period ending nearest November 15, 1948. "Full workweek" employees, whether regular or seasonal, are those who in the November 15 pay period were paid for working at least the number of hours typically worked in a week by employees of the reporting establishment.

1948 CENSUS OF BUSINESS

RETAIL, WHOLESALE, SERVICE TRADES

U. S. DEPARTMENT OF COMMERCE
BUREAU OF THE CENSUS

PRELIMINARY

For Release May 22, 1950

Release Series BC-1P-04-039

SAN JOAQUIN COUNTY, CALIF.

Retail, wholesale, and service establishments located in San Joaquin County, California, showed a substantial expansion in dollar volume of trade from 1939 to 1948 according to preliminary figures from the 1948 Census of Business released today by the Bureau of the Census, U. S. Department of Commerce.

Retail sales in the county during 1948 aggregated \$200.6 million, an increase of 264 percent over the \$55.1 million sales in 1939, when the preceding Census of Business was taken. Wholesale sales volume in the county showed a 249 percent rise over the same period, reaching a total of \$164.2 million in 1948 as compared with \$47.0 million in 1939. The service trades included in the Census of Business reported receipts totaling \$13.0 million in 1948 compared with \$3.6 million in 1939.

Employment in the county also rose over the 9-year period between 1939 and 1948 for the trades covered by the Census of Business. Retail trade establishments reported 9,350 paid employees for the workweek ended nearest November 15, 1948. Of these, 8,024 worked the full week, and the remainder part of the week. The comparable total and full workweek figures for 1939 were 5,139 and 4,091. Wholesale trade establishments reported a total of 3,642 full- and part-week employees for the week of November 15, 1948, compared with 2,203 for the same week in 1939. For the selected service trades, November 15, 1948, paid employees numbered 1,443; the comparable figure for 1939, adjusted for change in scope between the two Censuses, was 871.

These preliminary figures have been derived from a Census report on San Joaquin County, California. The report also contains data for the cities of Lodi, Stockton, and Tracy.

Final figures, superseding the preliminary data for San Joaquin County, will be included in a Bulletin for the State of California to be issued in several months. Similar data will be made available this year in preliminary and final form for each of the counties and States. A single copy of the preliminary release for San Joaquin County as well as an order blank for other area releases may be obtained by writing to the Bureau of the Census, Washington 25, D. C.

Table 1.—CENSUS OF BUSINESS PRELIMINARY RESULTS FOR 1948, BY TRADE GROUP

SAN JOAQUIN COUNTY, CALIF.

Trade group and kind of business	Number of establishments	1948 sales and receipts (Thousand dollars)	Active proprietors of unincorporated businesses Nov. 1948	Paid employees, workweek ended nearest Nov. 15, 1948	
				Total employees ¹	Full workweek employees
RETAIL TRADE, total.....	2,240	200,614	2,500	9,350	8,024
Food group.....	439	45,934	523	1,059	839
Eating and drinking places.....	581	21,033	720	2,266	1,916
General merchandise grp, general stores.	62	18,977	31	1,326	1,062
Apparel group.....	155	15,564	157	862	733
Furniture-home furnishings-appliance grp.	107	13,283	127	649	616
Automotive group.....	136	34,175	142	1,095	1,052
Gasoline service stations.....	273	10,135	310	352	259
Lumber-building-hardware group.....	114	20,114	108	751	708
Drug and proprietary stores.....	60	4,776	60	270	204
All other retail stores.....	313	16,623	322	720	635
WHOLESALE TRADE, total.....	310	164,176	264	3,642	x
Merchant wholesalers, total.....	192	94,665	190	1,975	x
Groceries, foods.....	49	39,709	52	594	x
Hardware, elec'l, plum'g and heat'g..	14	8,140	8	231	x
Mach'y, equip't, industrial supplies..	30	7,038	24	274	x
Automotive parts, accessories.....	22	4,168	21	206	x
All other merchant wholesalers.....	77	35,610	85	670	x
Manufact'rs' sales branches, offices...	24	14,688	-	246	x
Petroleum bulk plants, terminals.....	46	17,800	36	251	x
Agents, brokers (merchandise).....	13	5,479	20	96	x
Assemblers of farm products.....	35	31,544	18	1,074	x
SELECTED SERVICE TRADES, ^{2/} total.....	810	12,998	889	1,443	1,287
Personal services.....	429	5,448	461	852	773
Business services.....	40	987	30	162	115
Automotive repairs and services.....	223	4,897	271	301	280
Other repair services.....	118	1,666	127	128	119
HOTELS.....	118	2,762	112	496	421
TOURIST COURTS AND CAMPS.....	50	554	57	35	30
AMUSEMENTS.....	46	3,013	28	340	x

x Not available.

^{1/} Includes employees paid for less than the full workweek.^{2/} See General Description on last page for changes from the 1939 Census of Business in the coverage of Service Trades.

Table 2.—CENSUS OF BUSINESS PRELIMINARY RESULTS FOR 1948 FOR CITIES OF 2,500 INHABITANTS OR MORE

SAN JOAQUIN COUNTY, CALIF.

(Data omitted for trade groups where necessary to avoid disclosure)

City and trade group ¹	Number of establishments	1948 sales and receipts (Thousand dollars)	Active proprietors of unincorporated businesses Nov. 1948	Paid employees, workweek ended nearest Nov. 15, 1948	
				Total employees ²	Full workweek employees
Lodi:					
Retail trade.....	232	20,852	264	884	765
Wholesale trade.....	36	8,797	24	273	x
Selected service trades....	81	1,164	89	112	105
Tourist courts and camps...		Included with "Remainder of county"			
Stockton:					
Retail trade.....	1,197	130,112	1,311	6,583	5,735
Wholesale trade.....	210	121,059	185	2,707	x
Selected service trades....	499	9,448	536	1,147	1,015
Hotels.....	101	2,368	94	458	384
Tourist courts and camps...	10	252	14	22	19
Amusements.....	29	2,513	14	273	x
Tracy:					
Retail trade.....	142	12,722	152	597	472
Selected service trades....	41	512	49	53	49
Tourist courts and camps...	5	50	4	3	3
Remainder of county:^{3/}					
Retail trade.....	669	36,928	773	1,286	1,052
Wholesale trade.....	64	34,320	55	662	x
Selected service trades....	189	1,874	215	131	118
Tourist courts and camps...	35	250	39	10	8

x Not available.

1/ See General Description on this page for changes from the 1939 Census of Business in the coverage of Service Trades.

2/ Includes employees paid for less than the full workweek.

3/ Except as indicated above, includes figures for establishments, other than wholesale, not located in cities of 2,500 inhabitants or more, and wholesale establishments not located in cities of 5,000 inhabitants or more.

GENERAL DESCRIPTION OF PRELIMINARY RELEASES FOR THE 1948 CENSUS OF BUSINESS

This series of releases, of which one is planned for each county in the United States, presents preliminary results of the 1948 Census of Business. The information is based on reports submitted by business establishments for that Census. The figures shown are preliminary, and are subject to revision in the final Census publications, but the changes are expected to be relatively minor with respect to coverage. The final Census figures will be issued in a series of Business Census bulletins which will show additional detailed kind-of-business information for all places where there are a sufficient number of establishments.

The 1948 Census of Business was taken under the provision of the Act of June 19, 1948, which provides that the Business Census be taken for 1948 and for each fifth year thereafter. Previous Business Censuses were taken for the years 1929, 1933, and 1939.

Scope of the Census.—The 1948 Census of Business covered all establishments in the following trades, as defined by the Standard Industrial Classification Manual, May 1949 issue, of the Executive Office of the President: all retail trades; all wholesale trades; all service trades in the following four groups—personal services, business services, automobile repairs and services, and miscellaneous repair services; hotels; tourist courts and camps; and amusements, including motion picture theaters. Some important services not covered are radio broadcasting and television, medical and health, legal, educational, nonprofit, accounting, and domestic services.

This coverage is similar to that of the 1939 Business Census. However, "custom trades" and "services incidental to transportation," which are no longer included in the standard classification of the service trades, are not covered by the 1948 Census. In a number of localities, these exclusions as well as

other changes in the standard classification may have a considerable effect in comparing 1948 with 1939 data, particularly with respect to establishment count.


Establishment definition.—For Census purposes, a business establishment is defined to include only enterprises conducted from a recognizable place of business, provided that the annual sales were in excess of \$5,000 for a wholesale trade establishment and \$500 for establishments in other trades. A detailed analysis of coverage will be provided in future Census of Business publications.

"Number of establishments" is the number of separate business locations, rather than the number of business companies or organizations, since the Census figures represent information reported separately for each business location or establishment. The establishment count reflects the number of places in business at the end of 1948 excluding administrative and executive offices of multiunit organizations, and "chain store" warehouses.

Sales and receipts.—"1948 sales and receipts" represents sales of merchandise and receipts from repairs and other services to customers. The figures reflect deductions for returned goods and allowances, but not for trade-in allowances; they exclude sales and excise taxes collected from customers and paid directly to any taxing agency.

Proprietors.—"Active proprietors..." represents owners and partners of unincorporated businesses who devoted the major portion of their time to the business in November 1948.

Employment.—"Number of paid employees..." represents all employees on the pay roll for the pay period ending nearest November 15, 1948. "Full workweek" employees, whether regular or seasonal, are those who in the November 15 pay period were paid for working at least the number of hours typically worked in a week by employees of the reporting establishment.



1948 CENSUS OF BUSINESS

RETAIL, WHOLESALE, SERVICE TRADES

U. S. DEPARTMENT OF COMMERCE
BUREAU OF THE CENSUS

PRELIMINARY

For Release May 29, 1950

Release Series BC-1P-04-040

SAN LUIS OBISPO COUNTY, CALIF.

Retail, wholesale, and service establishments located in San Luis Obispo County, California, showed a substantial expansion in dollar volume of trade from 1939 to 1948 according to preliminary figures from the 1948 Census of Business released today by the Bureau of the Census, U. S. Department of Commerce.

Retail sales in the county during 1948 aggregated \$54.0 million, an increase of 265 percent over the \$14.8 million in 1939, when the preceding Census of Business was taken. Wholesale sales in the county reached a total of \$19.7 million in 1948 as compared with \$6.3 million in 1939. The service trades included in the Census of Business recorded receipts totaling \$2.3 million in 1948 compared with \$0.8 million in 1939.

Employment in the county also rose over the 9-year period between 1939 and 1948 for the above trades. Establishments in these trades reported a combined total of 2,969 paid employees for the workweek ended nearest November 15, 1948. This compared with a total of 1,855 employees reported for the week of November 15, 1939.

These preliminary figures have been derived from a Census report on San Luis Obispo County, California, which also includes data for the cities of Paso Robles and San Luis Obispo. Final figures, superseding the preliminary data for San Luis Obispo County, will be included in a Bulletin for the State of California to be issued in several months. Similar data will be made available this year in preliminary and final form for each of the counties and States. A single copy of the preliminary release for San Luis Obispo County as well as an order blank for other area releases may be obtained by writing to the Bureau of the Census, Washington 25, D. C.

Table 1.—CENSUS OF BUSINESS PRELIMINARY RESULTS FOR 1948, BY TRADE GROUP
SAN LUIS OBISPO COUNTY, CALIF.

Trade group and kind of business	Number of establishments	1948 sales and receipts (Thousand dollars)	Active proprietors of unincorporated businesses Nov. 1948	Paid employees, workweek ended nearest Nov. 15, 1948	
				Total employees ¹	Full workweek employees
RETAIL TRADE, total.....	803	53,979	821	2,251	1,854
Food group.....	149	12,898	158	253	190
Eating and drinking places.....	186	4,977	209	556	415
General merchandise grp, general stores	35	4,381	24	276	230
Apparel group.....	48	2,347	42	107	81
Furniture-home furnishgs-appliance grp	41	2,413	41	110	95
Automotive group.....	45	8,588	45	284	275
Gasoline service stations.....	115	3,938	123	139	98
Lumber-building-hardware group.....	47	7,571	38	302	289
Drug and proprietary stores.....	24	1,305	26	69	48
All other retail stores.....	113	5,561	115	155	133
WHOLESALE TRADE, total.....	67	19,700	43	481	x
Merchant wholesalers.....	32	10,335	23	266	x
Petroleum bulk plants, terminals.....	25	5,027	16	44	x
Other types of wholesale.....	10	4,338	4	171	x
SELECTED SERVICE TRADES, ^{2/} total.....	193	2,270	219	237	206
Personal services.....	102	1,207	116	171	152
Business services.....	8	115	9	8	4
Automotive repairs and services.....	54	713	65	39	34
Other repair services.....	29	235	29	19	16
HOTELS.....		Data withheld to avoid disclosure.			
TOURIST COURTS AND CAMPS.....	94	730	119	37	24
AMUSEMENTS.....	23	808	18	135	x

x Not available.

^{1/} Includes employees paid for less than the full workweek.

^{2/} See General Description on last page for changes from the 1939 Census of Business in the coverage of Service Trades.

91892

Table 2.—CENSUS OF BUSINESS PRELIMINARY RESULTS FOR 1948 FOR CITIES OF 2,500 INHABITANTS OR MORE

SAN LUIS OBISPO COUNTY, CALIF.

(Data omitted for trade groups where necessary to avoid disclosure)

City and trade group ¹	Number of establishments	1948 sales and receipts (Thousand dollars)	Active proprietors of unincorporated businesses Nov. 1948	Paid employees, workweek ended nearest Nov. 15, 1948	
				Total employees ²	Full workweek employees
Paso Robles:					
Retail trade.....	131	12,942	122	533	470
Selected service trades....	27	308	29	23	19
Tourist courts and camps...	15	177	22	9	6
San Luis Obispo:					
Retail trade.....	269	24,557	257	1,153	944
Wholesale trade.....	31	12,011	15	263	x
Selected service trades....	80	1,275	88	173	152
Hotels.....	11	306	14	48	48
Tourist courts and camps...	7	115	9	11	9
Remainder of county: ^{3/}					
Retail trade.....	403	16,480	442	565	440
Wholesale trade.....	36	7,689	28	218	x
Selected service trades....	86	687	102	41	35
Hotels.....	8	181	8	25	20
Tourist courts and camps...	72	438	88	17	9

x Not available.

1/ See General Description on this page for changes from the 1939 Census of Business in the coverage of Service Trades.

2/ Includes employees paid for less than the full workweek.

3/ Includes figures for establishments, other than wholesale, not located in cities of 2,500 inhabitants or more, and wholesale establishments not located in cities of 5,000 inhabitants or more.

GENERAL DESCRIPTION OF PRELIMINARY RELEASES FOR THE 1948 CENSUS OF BUSINESS

This series of releases, of which one is planned for each county in the United States, presents preliminary results of the 1948 Census of Business. The information is based on reports submitted by business establishments for that Census. The figures shown are preliminary, and are subject to revision in the final Census publications, but the changes are expected to be relatively minor with respect to coverage. The final Census figures will be issued in a series of Business Census bulletins which will show additional detailed kind-of-business information for all places where there are a sufficient number of establishments.

The 1948 Census of Business was taken under the provision of the Act of June 19, 1948, which provides that the Business Census be taken for 1948 and for each fifth year thereafter. Previous Business Censuses were taken for the years 1929, 1933, 1926, and 1923.

Scope of the Census.—The 1948 Census of Business covered all establishments in the following trades, as defined by the Standard Industrial Classification Manual, May 1949 issue, of the Executive Office of the President: all retail trades; all wholesale trades; all service trades in the following four groups—personal services, business services, automobile repairs and services, and miscellaneous repair services; hotels; tourist courts and camps; and amusements, including motion picture theaters. Some important services not covered are radio broadcasting and television, medical and health, legal, educational, nonprofit, accounting, and domestic services.

This coverage is similar to that of the 1939 Business Census. However, "custom trades" and "services incidental to transportation," which are no longer included in the standard classification of the service trades, are not covered by the 1948 Census. In a number of localities, these exclusions as well as

other changes in the standard classification may have a considerable effect in comparing 1948 with 1939 data, particularly with respect to establishment count.


Establishment definition.—For Census purposes, a business establishment is defined to include only enterprises conducted from a recognizable place of business, provided that the annual sales were in excess of \$5,000 for a wholesale trade establishment and \$500 for establishments in other trades. A detailed analysis of coverage will be provided in future Census of Business publications.

"Number of establishments" is the number of separate business locations, rather than the number of business companies or organizations, since the Census figures represent information reported separately for each business location or establishment. The establishment count reflects the number of places in business at the end of 1948 excluding administrative and executive offices of multiunit organizations, and "chain store" warehouses.

Sales and receipts.—"1948 sales and receipts" represents sales of merchandise and receipts from repairs and other services to customers. The figures reflect deductions for returned goods and allowances, but not for trade-in allowances; they exclude sales and excise taxes collected from customers and paid directly to any taxing agency.

Proprietors.—"Active proprietors..." represents owners and partners of unincorporated businesses who devoted the major portion of their time to the business in November 1948.

Employment.—"Number of paid employees..." represents all employees on the pay roll for the pay period ending nearest November 15, 1948. "Full workweek" employees, whether regular or seasonal, are those who in the November 15 pay period were paid for working at least the number of hours typically worked in a week by employees of the reporting establishment.



1948 CENSUS OF BUSINESS

RETAIL, WHOLESALE, SERVICE TRADES

U. S. DEPARTMENT OF COMMERCE
BUREAU OF THE CENSUS

PRELIMINARY

For Release May 15, 1950

Release Series BC-1P-04-041

SAN MATEO COUNTY, CALIF.

Retail, wholesale, and service establishments located in San Mateo County, California, showed a substantial expansion in dollar volume of trade from 1939 to 1948 according to preliminary figures from the 1948 Census of Business released today by the Bureau of the Census, U. S. Department of Commerce.

Retail sales in the county during 1948 aggregated \$178.6 million, an increase of 311 percent over the \$43.5 million in 1939, when the preceding Census of Business was taken. Wholesale sales in the county reached a total of \$60.2 million in 1948 as compared with \$15.9 million in 1939. The service trades included in the Census of Business recorded receipts totaling \$9.6 million in 1948 compared with \$2.8 million in 1939.

Employment in the county also rose over the 9-year period between 1939 and 1948 for the above trades. Establishments in these trades reported a combined total of 9,923 paid employees for the workweek ended nearest November 15, 1948. This compared with a total of 4,848 employees reported for the week of November 15, 1939.

These preliminary figures have been derived from a Census report on San Mateo County, California, which also includes data for Burlingame, Daly City, Menlo Park, Millbrae, Redwood, San Bruno, San Carlos, San Mateo and South San Francisco. Final figures, superseding the preliminary data for San Mateo County, will be included in a Bulletin for the State of California to be issued in several months. Similar data will be made available this year in preliminary and final form for each of the counties and States. A single copy of the preliminary release for San Mateo County as well as an order blank for other area releases may be obtained by writing to the Bureau of the Census, Washington 25, D. C.

Table 1.—CENSUS OF BUSINESS PRELIMINARY RESULTS FOR 1948, BY TRADE GROUP
SAN MATEO COUNTY, CALIF.

Trade group and kind of business	Number of establishments	1948 sales and receipts (Thousand dollars)	Active proprietors of unincorporated businesses Nov. 1948	Paid employees, workweek ended nearest Nov. 15, 1948	
				Total employees ¹	Full workweek employees
RETAIL TRADE, total.....	1,931	178,630	2,214	7,974	6,562
Food group.....	377	56,455	439	1,570	1,283
Eating and drinking places.....	429	17,219	548	2,070	1,720
General merchandise grp, general stores	70	10,500	54	803	577
Apparel group.....	169	9,560	171	481	394
Furniture-home furnishings-appliance grp	141	9,019	162	400	349
Automotive group.....	91	27,321	98	764	734
Gasoline service stations.....	218	11,352	271	457	343
Lumber-building-hardware group.....	105	17,969	110	644	554
Drug and proprietary stores.....	51	4,540	48	230	173
All other retail stores.....	280	14,395	313	555	435
WHOLESALE TRADE, total.....	100	60,164	70	729	x
Merchant wholesalers, total.....	60	17,766	52	553	x
Groceries, foods.....	10	5,673	11	189	x
Automotive parts, accessories.....	15	1,340	14	55	x
All other merchant wholesalers.....	35	10,753	27	309	x
Manufacturers' sales branches, offices..	11	1,529	-	61	x
Petroleum bulk plants, terminals.....	22	15,576	14	89	x
Other types of wholesale.....	7	25,293	4	26	x
SELECTED SERVICE TRADES, ^{2/} total.....	605	9,553	698	1,220	1,098
Personal services.....	380	5,601	432	935	845
Business services.....	38	713	41	88	72
Automotive repairs and services.....	113	2,513	138	147	137
Other repair services.....	74	726	87	50	44
HOTELS.....	26	930	28	86	68
TOURIST COURTS AND CAMPS.....	44	906	54	77	66
AMUSEMENTS.....	33	5,384	15	1,096	x

x Not available.

^{1/} Includes employees paid for less than the full workweek.

^{2/} See General Description on last page for changes from the 1939 Census of Business in the coverage of Service Trades.

Table 2.—CENSUS OF BUSINESS PRELIMINARY RESULTS FOR 1948 FOR CITIES OF 2,500 INHABITANTS OR MORE
SAN MATEO COUNTY, CALIF.

(Data omitted for trade groups where necessary to avoid disclosure)

City and trade group ¹	Number of establishments	1948 sales and receipts (Thousand dollars)	Active proprietors of unincorporated businesses Nov. 1948	Paid employees, workweek ended nearest Nov. 15, 1948	
				Total employees ²	Full workweek employees
Burlingame:					
Retail trade.....	242	31,756	257	1,344	1,145
Wholesale trade.....	12	4,541	11	71	x
Selected service trades....	95	1,922	104	236	220
Daly City:					
Retail trade.....	146	13,460	183	452	372
Selected service trades....	55	674	63	39	37
Menlo Park:					
Retail trade.....	82	6,725	99	266	221
Selected service trades....	27	546	31	71	62
Millbrae:					
Retail trade.....	68	3,859	82	176	122
Selected service trades....	22	275	26	41	32
Redwood:					
Retail trades.....	286	30,570	325	1,226	1,007
Wholesale trade.....	18	9,641	13	141	x
Selected service trades....	92	1,486	110	218	202
Tourist courts and camps...	5	55	8	6	5
San Bruno:					
Retail trade.....	113	12,294	129	453	371
Selected service trades....	32	434	35	45	38
San Carlos:					
Retail trade.....	114	11,242	114	411	341
Selected service trades....	31	598	35	109	101
San Mateo:					
Retail trade.....	325	35,494	336	1,722	1,406
Wholesale trade.....	19	6,119	7	142	x
Selected service trades....	116	1,901	136	267	230
Amusements.....	9	805	3	96	x
South San Francisco:					
Retail trade.....	130	9,990	171	478	376
Wholesale trade.....	14	30,144	9	152	x
Selected service trades....	44	696	54	74	67
Hotels.....	7	287	11	23	23
Remainder of county: ^{3/}					
Retail trade.....	425	23,240	518	1,446	1,201
Wholesale trade.....	31	8,139	27	198	x
Selected service trades....	91	1,021	104	120	109
Tourist courts and camps...	24	412	30	35	27
Amusements.....	7	45	6	8	x

x Not available.

^{1/} See General Description on last page for changes from the 1939 Census of Business in the coverage of Service Trades.^{2/} Includes employees paid for less than the full workweek.^{3/} Includes figures for establishments, other than wholesale, not located in cities of 2,500 inhabitants or more, and wholesale establishments not located in cities of 5,000 inhabitants or more.

GENERAL DESCRIPTION OF PRELIMINARY RELEASES FOR THE 1948 CENSUS OF BUSINESS

This series of releases, of which one is planned for each county in the United States, presents preliminary results of the 1948 Census of Business. The information is based on reports submitted by business establishments for that Census. The figures shown are preliminary, and are subject to revision in the final Census publications, but the changes are expected to be relatively minor with respect to coverage. The final Census figures will be issued in a series of Business Census bulletins which will show additional detailed kind-of-business information for all places where there are a sufficient number of establishments.

The 1948 Census of Business was taken under the provision of the Act of June 19, 1948, which provides that the Business Census be taken for 1948 and for each fifth year thereafter. Previous Business Censuses were taken for the years 1929, 1933, 1935, and 1939.

Scope of the Census.—The 1948 Census of Business covered all establishments in the following trades, as defined by the Standard Industrial Classification Manual, May 1949 issue, of the Executive Office of the President: all retail trades; all wholesale trades; all service trades in the following four groups—personal services, business services, automobile repairs and services, and miscellaneous repair services; hotels; tourist courts and camps; and amusements, including motion picture theaters. Some important services not covered are radio broadcasting and television, medical and health, legal, educational, nonprofit, accounting, and domestic services.

This coverage is similar to that of the 1939 Business Census. However, "custom trades" and "services incidental to transportation," which are no longer included in the standard classification of the service trades, are not covered by the 1948 Census. In a number of localities, these exclusions as well as other changes in the standard classification may have a considerable effect in comparing

1948 with 1939 data, particularly with respect to establishment count.

Establishment definition.—For Census purposes, a business establishment is defined to include only enterprises conducted from a recognizable place of business, provided that the annual sales were in excess of \$5,000 for a wholesale trade establishment and \$500 for establishments in other trades. A detailed analysis of coverage will be provided in future Census of Business publications.

"Number of establishments" is the number of separate business locations, rather than the number of business companies or organizations, since the Census figures represent information reported separately for each business location or establishment. The establishment count reflects the number of places in business at the end of 1948 excluding administrative and executive offices of multiunit organizations, and "chain store" warehouses.

Sales and receipts.—"1948 sales and receipts" represents sales of merchandise and receipts from repairs and other services to customers. The figures reflect deductions for returned goods and allowances, but not for trade-in allowances; they exclude sales and excise taxes collected from customers and paid directly to any taxing agency.

Proprietors.—"Active proprietors..." represents owners and partners of unincorporated businesses who devoted the major portion of their time to the business in November 1948.

Employment.—"Number of paid employees..." represents all employees on the pay roll for the pay period ending nearest November 15, 1948. "Full workweek" employees, whether regular or seasonal, are those who in the November 15 pay period were paid for working at least the number of hours typically worked in a week by employees of the reporting establishment.

1948 CENSUS OF BUSINESS

RETAIL, WHOLESALE, SERVICE TRADES

U. S. DEPARTMENT OF COMMERCE
BUREAU OF THE CENSUS

PRELIMINARY

For Release May 22, 1950

Release Series BC-1P- 04-042

SANTA BARBARA COUNTY, CALIF.

Retail, wholesale, and service establishments located in Santa Barbara County, California, showed a substantial expansion in dollar volume of trade from 1939 to 1948 according to preliminary figures from the 1948 Census of Business released today by the Bureau of the Census, U. S. Department of Commerce.

Retail sales in the county during 1948 aggregated \$118.9 million, an increase of 228 percent over the \$36.3 million in 1939, when the preceding Census of Business was taken. Wholesale sales in the county reached a total of \$65.9 million in 1948 as compared with \$23.3 million in 1939. The service trades included in the Census of Business recorded receipts totaling \$7.4 million in 1948 compared with \$2.3 million in 1939.

Employment in the county also rose over the 9-year period between 1939 and 1948 for the above trades. Establishments in these trades reported a combined total of 9,546 paid employees for the workweek ended nearest November 15, 1948. This compared with a total of 6,739 employees reported for the week of November 15, 1939.

These preliminary figures have been derived from a Census report on Santa Barbara County, California, which also includes data for the cities of Lompoc, Santa Barbara, and Santa Maria. Final figures, superseding the preliminary data for Santa Barbara County, will be included in a Bulletin for the State of California to be issued in several months. Similar data will be made available this year in preliminary and final form for each of the counties and States. A single copy of the preliminary release for Santa Barbara County as well as an order blank for other area releases may be obtained by writing to the Bureau of the Census, Washington 25, D. C.

Table 1.—CENSUS OF BUSINESS PRELIMINARY RESULTS FOR 1948, BY TRADE GROUP
SANTA BARBARA COUNTY, CALIF.

Trade group and kind of business	Number of establishments	1948 sales and receipts (Thousand dollars)	Active proprietors of unincorporated businesses Nov. 1948	Paid employees, workweek ended nearest Nov. 15, 1948	
				Total employees ¹	Full workweek employees
RETAIL TRADE, total.....	1,376	118,857	1,425	5,794	4,855
Food group.....	247	26,276	274	593	484
Eating and drinking places.....	247	10,007	296	1,211	965
Gen'l merchandise grp, general stores..	37	6,483	28	470	349
Apparel group.....	125	11,337	109	694	583
Furniture-home furnishgs-appliance grp	116	7,052	113	411	382
Automotive group.....	68	18,422	65	648	618
Gasoline service stations.....	179	7,189	192	303	203
Lumber-building-hardware group.....	72	15,940	55	841	761
Drug and proprietary stores.....	37	3,936	34	184	135
All other retail stores.....	248	12,215	259	439	375
WHOLESALE TRADE, total.....	172	65,851	115	2,740	x
Merchant wholesalers, total.....	91	27,425	70	561	x
Groceries, foods.....	25	10,050	18	243	x
Hardware, elec'l, plum'g and heat'g.	5	2,642	3	21	x
Mach'y, equip't, industrial supplies.	15	2,985	12	73	x
Automotive parts, accessories.....	16	1,540	15	65	x
All other merchant wholesalers.....	30	10,208	22	159	x
Manufact'rs' sales branches, offices..	13	2,428	-	69	x
Petroleum bulk plants, terminals.....	32	8,775	27	68	x
Agents, brokers (merchandise).....	9	3,752	8	13	x
Assemblers of farm products.....	27	23,471	10	2,029	x
SELECTED SERVICE TRADES, ² /total.....	462	7,353	481	1,012	921
Personal services.....	254	4,050	264	716	668
Business services.....	43	759	38	111	90
Automotive repairs and services.....	97	1,720	108	121	108
Other repair services.....	68	824	71	64	55
HOTELS.....	51	4,890	55	761	688
TOURIST COURTS AND CAMPS.....	71	1,082	77	75	59
AMUSEMENTS.....	29	1,677	16	177	x

x Not available.

¹/ Includes employees paid for less than the full workweek.

²/ See General Description on last page for changes from the 1939 Census of Business in the coverage of Service Trades.

Table 2.—CENSUS OF BUSINESS PRELIMINARY RESULTS FOR 1948 FOR CITIES OF 2,500 INHABITANTS OR MORE

SANTA BARBARA COUNTY, CALIF.

(Data omitted for trade groups where necessary to avoid disclosure)

City and trade group ¹	Number of establishments	1948 sales and receipts (Thousand dollars)	Active proprietors of unincorporated businesses Nov. 1948	Paid employees, workweek ended nearest Nov. 15, 1948	
				Total employees ²	Full workweek employees
Lompoc:					
Retail trade.....	86	6,250	91	297	259
Selected service trades...	18	197	18	22	19
Tourist courts and camps..	Included with "Remainder of county"				
Santa Barbara:					
Retail trade.....	738	73,670	754	3,871	3,272
Wholesale trade.....	85	29,175	59	649	x
Selected service trades...	294	4,696	309	687	611
Hotels.....	23	2,159	22	403	370
Tourist courts and camps..	19	393	23	28	22
Amusements.....	12	1,138	5	103	x
Santa Maria:					
Retail trade.....	218	22,399	225	1,019	838
Wholesale trade.....	30	13,743	18	704	x
Selected service trades...	65	1,518	63	211	207
Tourist courts and camps..	10	142	8	17	14
Remainder of county: ^{3/}					
Retail trade.....	334	16,538	355	607	486
Wholesale trade.....	57	22,933	38	1,387	x
Selected service trades...	85	942	91	92	84
Tourist courts and camps..	42	547	46	30	23

x Not available.

^{1/} See General Description on last page for changes from the 1939 Census of Business in the coverage of Service Trades.^{2/} Includes employees paid for less than the full workweek.^{3/} Except as indicated above, includes figures for establishments, other than wholesale, not located in cities of 2,500 inhabitants or more, and wholesale establishments not located in cities of 5,000 inhabitants or more.

91701

GENERAL DESCRIPTION OF PRELIMINARY RELEASES FOR THE 1948 CENSUS OF BUSINESS

This series of releases, of which one is planned for each county in the United States, presents preliminary results of the 1948 Census of Business. The information is based on reports submitted by business establishments for that Census. The figures shown are preliminary, and are subject to revision in the final Census publications, but the changes are expected to be relatively minor with respect to coverage. The final Census figures will be issued in a series of Business Census bulletins which will show additional detailed kind-of-business information for all places where there are a sufficient number of establishments.

The 1948 Census of Business was taken under the provision of the Act of June 19, 1948, which provides that the Business Census be taken for 1948 and for each fifth year thereafter. Previous Business Censuses were taken for the years 1929, 1933, 1935, and 1939.

Scope of the Census.—The 1948 Census of Business covered all establishments in the following trades, as defined by the Standard Industrial Classification Manual, May 1949 issue, of the Executive Office of the President: all retail trades; all wholesale trades; all service trades in the following four groups—personal services, business services, automobile repairs and services, and miscellaneous repair services; hotels; tourist courts and camps; and amusements, including motion picture theaters. Some important services not covered are radio broadcasting and television, medical and health, legal, educational, nonprofit, accounting, and domestic services.

This coverage is similar to that of the 1939 Business Census. However, "custom trades" and "services incidental to transportation," which are no longer included in the standard classification of the service trades, are not covered by the 1948 Census. In a number of localities, these exclusions as well as other changes in the standard classification may have a considerable effect in comparing

1948 with 1939 data, particularly with respect to establishment count.

Establishment definition.—For Census purposes, a business establishment is defined to include only enterprises conducted from a recognizable place of business, provided that the annual sales were in excess of \$5,000 for a wholesale trade establishment and \$500 for establishments in other trades. A detailed analysis of coverage will be provided in future Census of Business publications.

"Number of establishments" is the number of separate business locations, rather than the number of business companies or organizations, since the Census figures represent information reported separately for each business location or establishment. The establishment count reflects the number of places in business at the end of 1948 excluding administrative and executive offices of multiunit organizations, and "chain store" warehouses.

Sales and receipts.—"1948 sales and receipts" represents sales of merchandise and receipts from repairs and other services to customers. The figures reflect deductions for returned goods and allowances, but not for trade-in allowances; they exclude sales and excise taxes collected from customers and paid directly to any taxing agency.

Proprietors.—"Active proprietors..." represents owners and partners of unincorporated businesses who devoted the major portion of their time to the business in November 1948.

Employment.—"Number of paid employees..." represents all employees on the pay roll for the pay period ending nearest November 15, 1948. "Full workweek" employees, whether regular or seasonal, are those who in the November 15 pay period were paid for working at least the number of hours typically worked in a week by employees of the reporting establishment.

1948 CENSUS OF BUSINESS

RETAIL, WHOLESALE, SERVICE TRADES

U. S. DEPARTMENT OF COMMERCE
BUREAU OF THE CENSUS

PRELIMINARY

For Release May 22, 1950

Release Series BC-1P-04-043

SANTA CLARA COUNTY, CALIF.

Retail, wholesale, and service establishments located in Santa Clara County, California, showed a substantial expansion in dollar volume of trade from 1939 to 1948 according to preliminary figures from the 1948 Census of Business released today by the Bureau of the Census, U. S. Department of Commerce.

Retail sales in the county during 1948 aggregated \$280.3 million, an increase of 251 percent over the \$79.8 million sales in 1939, when the preceding Census of Business was taken. Wholesale sales volume in the county showed a 308 percent rise over the same period, reaching a total of \$117.8 million in 1948 as compared with \$28.9 million in 1939. The service trades included in the Census of Business reported receipts totaling \$17.2 million in 1948 compared with \$5.2 million in 1939. Amusement businesses in the county recorded receipts of \$4.6 million in 1948. No comparable figure for 1939 is available.

Employment in the county also rose over the 9-year period between 1939 and 1948 for the trades covered by the Census of Business. Retail trade establishments reported 13,471 paid employees for the workweek ended nearest November 15, 1948. Of these, 11,170 worked the full week, and the remainder part of the week. The comparable total and full workweek figures for 1939 were 7,836 and 6,121. Wholesale trade establishments reported a total of 2,506 full- and part-week employees for the week of November 15, 1948, compared with 1,562 for the same week in 1939. For the selected service trades, November 15, 1948, paid employees numbered 2,220; the comparable figure for 1939, adjusted for change in scope between the two Censuses, was 1,394.

These preliminary figures have been derived from a Census report on Santa Clara County, California. The report also contains data for the cities of Gilroy, Los Gatos, Mountain View, Palo Alto, San Jose, Santa Clara, and Sunnyvale.

Final figures, superseding the preliminary data for Santa Clara County, will be included in a Bulletin for the State of California to be issued in several months. Similar data will be made available this year in preliminary and final form for each of the counties and States. A single copy of the preliminary release for Santa Clara County as well as an order blank for other area releases may be obtained by writing to the Bureau of the Census, Washington 25, D. C.

91701

Table 1.—CENSUS OF BUSINESS PRELIMINARY RESULTS FOR 1948, BY TRADE GROUP

SANTA CLARA COUNTY, CALIF.

Trade group and kind of business	Number of establishments	1948 sales and receipts (Thousand dollars)	Active proprietors of unincorporated businesses Nov. 1948	Paid employees, workweek ended nearest Nov. 15, 1948	
				Total employees ¹	Full workweek employees
RETAIL TRADE, total.....	2,862	280,259	3,181	13,471	11,170
Food group.....	592	66,405	737	1,700	1,415
Eating and drinking places.....	540	21,274	664	2,607	2,101
General merchandise grp, general stores	89	30,300	69	2,179	1,690
Apparel group.....	237	24,234	215	1,381	1,087
Furniture-home furnishgs-appliance grp	209	17,961	231	927	836
Automotive group.....	151	40,575	141	1,305	1,251
Gasoline service stations.....	355	15,193	379	631	462
Lumber-building-hardware group.....	153	28,503	155	1,160	1,053
Drug and proprietary stores.....	87	9,423	91	551	422
All other retail stores.....	449	26,391	499	1,020	853
WHOLESALE TRADE, total.....	267	117,786	220	2,506	x
Merchant wholesalers, total.....	187	77,341	179	1,806	x
Groceries, foods.....	51	32,364	72	754	x
Hardware, elec'l, plum'g and heat'g.	21	7,881	8	201	x
Mach'y, equip't, industrial supplies	29	4,074	23	129	x
Automotive parts, accessories.....	31	3,909	33	173	x
All other merchant wholesalers.....	55	29,113	43	549	x
Manufact'rs' sales branches, offices..	29	10,737	-	249	x
Petroleum bulk plants, terminals.....	37	19,583	26	197	x
Agents, brokers (merchandise).....	5	851	8	10	x
Assemblers of farm products.....	9	9,274	7	244	x
SELECTED SERVICE TRADES, ^{2/} total.....	1,046	17,216	1,179	2,220	1,977
Personal services.....	605	9,293	679	1,487	1,334
Business services.....	71	1,656	68	253	221
Automotive repairs and services.....	246	4,776	284	376	326
Other repair services.....	124	1,491	148	104	96
HOTELS.....	50	2,339	49	396	327
TOURIST COURTS AND CAMPS.....	81	836	107	43	30
AMUSEMENTS.....	53	4,579	36	499	x

x Not available.

^{1/} Includes employees paid for less than the full workweek.^{2/} See General Description on last page for changes from the 1939 Census of Business in the coverage of Service Trades.

Table 2.—CENSUS OF BUSINESS PRELIMINARY RESULTS FOR 1948 FOR CITIES OF 2,500 INHABITANTS OR MORE

SANTA CLARA COUNTY, CALIF.

(Data omitted for trade groups where necessary to avoid disclosure)

City and trade group ¹	Number of establishments	1948 sales and receipts (Thousand dollars)	Active proprietors of unincorporated businesses Nov. 1948	Paid employees, workweek ended nearest Nov. 15, 1948	
				Total employees ²	Full workweek employees
Gilroy:					
Retail trade.....	148	10,222	175	476	362
Selected service trades....	25	451	29	34	34
Los Gatos:					
Retail trade.....	100	8,812	112	371	300
Selected service trades....	34	490	41	60	55
Mountain View:					
Retail trade.....	99	9,524	119	441	384
Selected service trades....	32	518	40	75	70
Tourist courts and camps...	6	60	6	1	1
Palo Alto:					
Retail trade.....	317	41,500	310	2,153	1,805
Wholesale trade.....	10	2,800	8	54	x
Selected service trades....	142	3,026	167	432	399
San Jose:					
Retail trade.....	1,253	147,435	1,382	7,502	6,321
Wholesale trade.....	200	97,519	166	2,028	x
Selected service trades....	588	9,900	651	1,266	1,113
Hotels.....	35	1,905	32	322	256
Tourist courts and camps...	8	113	11	9	8
Amusements.....	27	3,041	15	357	x
Santa Clara:					
Retail trade.....	128	7,671	139	332	273
Wholesale trade.....	7	687	4	31	x
Selected service trades....	37	559	40	96	86
Sunnyvale:					
Retail trade.....	88	7,508	99	298	246
Selected service trades....	23	209	26	27	16
Remainder of county:^{3/}					
Retail trade.....	729	47,587	845	1,898	1,479
Wholesale trade.....	50	16,780	42	393	x
Selected service trades....	165	2,063	175	230	204
Tourist courts and camps...	58	531	82	24	17
Amusements.....	12	212	13	16	x

x Not available.

1/ See General Description on last page for changes from the 1939 Census of Business in the coverage of Service Trades.

2/ Includes employees paid for less than the full workweek.

3/ Includes figures for establishments, other than wholesale, not located in cities of 2,500 inhabitants or more, and wholesale establishments not located in cities of 5,000 inhabitants or more.

91701

GENERAL DESCRIPTION OF PRELIMINARY RELEASES FOR THE 1948 CENSUS OF BUSINESS

This series of releases, of which one is planned for each county in the United States, presents preliminary results of the 1948 Census of Business. The information is based on reports submitted by business establishments for that Census. The figures shown are preliminary, and are subject to revision in the final Census publications, but the changes are expected to be relatively minor with respect to coverage. The final Census figures will be issued in a series of Business Census bulletins which will show additional detailed kind-of-business information for all places where there are a sufficient number of establishments.

The 1948 Census of Business was taken under the provision of the Act of June 19, 1948, which provides that the Business Census be taken for 1948 and for each fifth year thereafter. Previous Business Censuses were taken for the years 1929, 1933, 1935, and 1939.

Scope of the Census.—The 1948 Census of Business covered all establishments in the following trades, as defined by the Standard Industrial Classification Manual, May 1949 issue, of the Executive Office of the President: all retail trades; all wholesale trades; all service trades in the following four groups—personal services, business services, automobile repairs and services, and miscellaneous repair services; hotels; tourist courts and camps; and amusements, including motion picture theaters. Some important services not covered are radio broadcasting and television, medical and health, legal, educational, nonprofit, accounting, and domestic services.

This coverage is similar to that of the 1939 Business Census. However, "custom trades" and "services incidental to transportation," which are no longer included in the standard classification of the service trades, are not covered by the 1948 Census. In a number of localities, these exclusions as well as other changes in the standard classification may have a considerable effect in comparing

1948 with 1939 data, particularly with respect to establishment count.

Establishment definition.—For Census purposes, a business establishment is defined to include only enterprises conducted from a recognizable place of business, provided that the annual sales were in excess of \$5,000 for a wholesale trade establishment and \$500 for establishments in other trades. A detailed analysis of coverage will be provided in future Census of Business publications.

"Number of establishments" is the number of separate business locations, rather than the number of business companies or organizations, since the Census figures represent information reported separately for each business location or establishment. The establishment count reflects the number of places in business at the end of 1948 excluding administrative and executive offices of multiunit organizations, and "chain store" warehouses.

Sales and receipts.—"1948 sales and receipts" represents sales of merchandise and receipts from repairs and other services to customers. The figures reflect deductions for returned goods and allowances, but not for trade-in allowances; they exclude sales and excise taxes collected from customers and paid directly to any taxing agency.

Proprietors.—"Active proprietors..." represents owners and partners of unincorporated businesses who devoted the major portion of their time to the business in November 1948.

Employment.—"Number of paid employees..." represents all employees on the pay roll for the pay period ending nearest November 15, 1948. "Full workweek" employees, whether regular or seasonal, are those who in the November 15 pay period were paid for working at least the number of hours typically worked in a week by employees of the reporting establishment.

1948 CENSUS OF BUSINESS

RETAIL, WHOLESALE, SERVICE TRADES

U. S. DEPARTMENT OF COMMERCE
BUREAU OF THE CENSUS

PRELIMINARY

For Release May 15, 1950

Release Series BC-1P-04-044

SANTA CRUZ COUNTY, CALIF.

Retail, wholesale, and service establishments located in Santa Cruz County, California, showed a substantial expansion in dollar volume of trade from 1939 to 1948 according to preliminary figures from the 1948 Census of Business released today by the Bureau of the Census, U. S. Department of Commerce.

Retail sales in the county during 1948 aggregated \$69.8 million, an increase of 222 percent over the \$21.7 million in 1939, when the preceding Census of Business was taken. Wholesale sales in the county reached a total of \$26.8 million in 1948 as compared with \$11.3 million in 1939. The service trades included in the Census of Business recorded receipts totaling \$3.6 million in 1948 compared with \$1.3 million in 1939.

Employment in the county also rose over the 9-year period between 1939 and 1948 for the above trades. Establishments in these trades reported a combined total of 4,702 paid employees for the workweek ended nearest November 15, 1948. This compared with a total of 3,088 employees for the week of November 15, 1939.

These preliminary figures have been derived from a Census report on Santa Cruz County, California, which also includes data for the cities of Santa Cruz and Watsonville. Final figures, superseding the preliminary data for Santa Cruz County, will be included in a Bulletin for the State of California to be issued in several months. Similar data will be made available this year in preliminary and final form for each of the counties and States. A single copy of the preliminary release for Santa Cruz County as well as an order blank for other area releases may be obtained by writing to the Bureau of the Census, Washington 25, D. C.

Table 1.—CENSUS OF BUSINESS PRELIMINARY RESULTS FOR 1948, BY TRADE GROUP

SANTA CRUZ COUNTY, CALIF.

Trade group and kind of business	Number of establishments	1948 sales and receipts (Thousand dollars)	Active proprietors of unincorporated businesses Nov. 1948	Paid employees, workweek ended nearest Nov. 15, 1948	
				Total employees ¹	Full workweek employees
RETAIL TRADE, total.....	923	69,800	1,098	3,006	2,506
Food group.....	188	19,276	244	498	392
Eating and drinking places.....	212	6,165	286	587	486
General merchandise group, general stores....	34	6,570	32	480	370
Apparel group.....	58	3,438	59	140	116
Furniture-home furnishings-appliance group..	55	3,724	62	143	119
Automotive group.....	53	9,063	66	330	318
Gasoline service stations.....	97	3,885	103	164	129
Lumber-building-hardware group.....	53	7,361	61	243	222
Drug and proprietary stores.....	25	1,975	25	105	86
All other retail stores.....	148	8,343	160	316	268
WHOLESALE TRADE, total.....	76	26,801	65	1,220	x
Merchant wholesalers.....	37	8,138	39	215	x
Assemblers of farm products.....	17	9,822	11	937	x
Other types of wholesale.....	22	8,841	15	68	x
SELECTED SERVICE TRADES, ^{2/} total.....	243	3,626	283	476	429
Personal services.....	137	2,149	161	375	340
Business services.....	8	116	7	17	13
Automotive repairs and services.....	62	984	72	58	51
Other repair services.....	36	377	43	26	25
HOTELS.....	33	1,550	29	159	134
TOURIST COURTS AND CAMPS.....	141	821	177	21	8
AMUSEMENTS.....	33	1,912	28	204	x

x Not available.

1/ Includes employees paid for less than the full workweek.

2/ See General Description on last page for changes from the 1939 Census of Business in the coverage of Service Trades.

Table 2.—CENSUS OF BUSINESS PRELIMINARY RESULTS FOR 1948 FOR CITIES OF 2,500 INHABITANTS OR MORE
SANTA CRUZ COUNTY, CALIF.

(Data omitted for trade groups where necessary to avoid disclosure)

City and trade group ¹	Number of establishments	1948 sales and receipts (Thousand dollars)	Active proprietors of unincorporated businesses Nov. 1948	Paid employees, workweek ended nearest Nov. 15, 1948	
				Total employees ²	Full workweek employees
Santa Cruz:					
Retail trade.....	415	34,669	494	1,525	1,282
Wholesale trade.....	28	7,868	23	142	x
Selected service trades.....	121	2,195	143	286	252
Hotels.....	16	922	15	108	89
Tourist courts and camps.....	86	555	105	15	7
Watsonville:					
Retail trade.....	220	22,647	248	1,064	907
Wholesale trade.....	31	13,206	30	693	x
Selected service trades.....	63	952	76	156	150
Tourist courts and camps.....	Included with "Remainder of county"				
Remainder of county:^{3/}					
Retail trade.....	288	12,484	356	417	317
Wholesale trade.....	17	5,727	12	385	x
Selected service trades.....	59	479	64	34	27
Tourist courts and camps.....	55	266	72	6	1

x Not available.

^{1/} See General Description on this page for changes from the 1939 Census of Business in the coverage of Service Trades.

^{2/} Includes employees paid for less than the full workweek.

^{3/} Includes figures for establishments, other than wholesale, not located in cities of 2,500 inhabitants or more, and wholesale establishments not located in cities of 5,000 inhabitants or more.

GENERAL DESCRIPTION OF PRELIMINARY RELEASES FOR THE 1948 CENSUS OF BUSINESS

This series of releases, of which one is planned for each county in the United States, presents preliminary results of the 1948 Census of Business. The information is based on reports submitted by business establishments for that Census. The figures shown are preliminary, and are subject to revision in the final Census publications, but the changes are expected to be relatively minor with respect to coverage. The final Census figures will be issued in a series of Business Census bulletins which will show additional detailed kind-of-business information for all places where there are a sufficient number of establishments.

The 1948 Census of Business was taken under the provision of the Act of June 19, 1948, which provides that the Business Censuses be taken for 1948 and for each fifth year thereafter. Previous Business Censuses were taken for the years 1929, 1933, 1935, and 1939.

Scope of the Census.—The 1948 Census of Business covered all establishments in the following trades, as defined by the Standard Industrial Classification Manual, May 1949 issue, of the Executive Office of the President: all retail trades; all wholesale trades; all service trades in the following four groups—personal services, business services, automobile repairs and services, and miscellaneous repair services; hotels; tourist courts and camps; and amusements, including motion picture theaters. Some important services not covered are radio broadcasting and television, medical and health, legal, educational, nonprofit, accounting, and domestic services.

This coverage is similar to that of the 1939 Business Census. However, "custom trades" and "services incidental to transportation," which are no longer included in the standard classification of the service trades, are not covered by the 1948 Census. In a number of localities, these exclusions as well as

other changes in the standard classification may have a considerable effect in comparing 1948 with 1939 data, particularly with respect to establishment count.

Establishment definition.—For Census purposes, a business establishment is defined to include only enterprises conducted from a recognizable place of business, provided that the annual sales were in excess of \$5,000 for a wholesale trade establishment and \$500 for establishments in other trades. A detailed analysis of coverage will be provided in future Census of Business publications.

"Number of establishments" is the number of separate business locations, rather than the number of business companies or organizations, since the Census figures represent information reported separately for each business location or establishment. The establishment count reflects the number of places in business at the end of 1948 excluding administrative and executive offices of multiunit organizations, and "chain store" warehouses.

Sales and receipts.—"1948 sales and receipts" represents sales of merchandise and receipts from repairs and other services to customers. The figures reflect deductions for returned goods and allowances, but not for trade-in allowances; they exclude sales and excise taxes collected from customers and paid directly to any taxing agency.

Proprietors.—"Active proprietors..." represents owners and partners of unincorporated businesses who devoted the major portion of their time to the business in November 1948.

Employment.—"Number of paid employees..." represents all employees on the pay roll for the pay period ending nearest November 15, 1948. "Full workweek" employees, whether regular or seasonal, are those who in the November 15 pay period were paid for working at least the number of hours typically worked in a week by employees of the reporting establishment.

1948 CENSUS OF BUSINESS

RETAIL, WHOLESALE, SERVICE TRADES

U. S. DEPARTMENT OF COMMERCE
BUREAU OF THE CENSUS

PRELIMINARY

For Release May 15, 1950

Release Series BC-1P-04-045

SHASTA COUNTY, CALIF.

Retail, wholesale, and service establishments located in Shasta County, California, showed a substantial expansion in dollar volume of trade from 1939 to 1948 according to preliminary figures from the 1948 Census of Business released today by the Bureau of the Census, U. S. Department of Commerce.

Retail sales in the county during 1948 aggregated \$42.3 million, an increase of 211 percent over the \$13.6 million in 1939, when the preceding Census of Business was taken. Wholesale sales in the county reached a total of \$20.2 million in 1948 as compared with \$5.0 million in 1939. The service trades included in the Census of Business recorded receipts totaling \$1.6 million in 1948 compared with \$0.6 million in 1939.

Employment in the county also rose over the 9-year period between 1939 and 1948 for the above trades. Establishments in these trades reported a combined total of 2,187 paid employees for the workweek ended nearest November 15, 1948. This compared with a total of 1,437 employees reported for the week of November 15, 1939.

These preliminary figures have been derived from a Census report on Shasta County, California, which also includes data for the city of Redding. Final figures, superseding the preliminary data for Shasta County, will be included in a Bulletin for the State of California to be issued in several months. Similar data will be made available this year in preliminary and final form for each of the counties and States. A single copy of the preliminary release for Shasta County as well as an order blank for other area releases may be obtained by writing to the Bureau of the Census, Washington 25, D. C.

Table 1.—CENSUS OF BUSINESS PRELIMINARY RESULTS FOR 1948, BY TRADE GROUP
SHASTA COUNTY, CALIF.

Trade group and kind of business	Number of establishments	1948 sales and receipts (Thousand dollars)	Active proprietors of unincorporated businesses Nov. 1948	Paid employees, workweek ended nearest Nov. 15, 1948	
				Total employees ¹	Full workweek employees
RETAIL TRADE, total.....	549	42,333	565	1,694	1,453
Food group.....	116	11,115	116	245	199
Eating and drinking places.....	151	3,892	161	441	372
General merchandise grp, general stores	17	3,503	9	214	152
Apparel group.....	25	1,835	22	80	71
Furniture-home furnishgs-appliance grp	25	1,721	29	49	37
Automotive group.....	30	8,115	31	254	249
Gasoline service stations.....	84	4,111	97	137	126
Lumber-building-hardware group.....	29	4,018	26	133	128
Drug and proprietary stores.....	13	1,062	14	47	39
All other retail stores.....	59	2,961	60	94	80
WHOLESALE TRADE, total.....	59	20,178	41	288	x
Merchant wholesalers.....	42	12,286	33	209	x
Other types of wholesale.....	17	7,892	8	79	x
SELECTED SERVICE TRADES, ^{2/} total.....	139	1,590	147	205	185
Personal services.....	64	858	65	168	151
All other service trades.....	75	732	82	37	34
HOTELS.....	16	1,313	17	191	181
TOURIST COURTS AND CAMPS.....	40	363	43	19	13

x Not available.

^{1/} Includes employees paid for less than the full workweek.

^{2/} See General Description on last page for changes from the 1939 Census of Business in the coverage of Service Trades.

Table 2.—CENSUS OF BUSINESS PRELIMINARY RESULTS FOR 1948 FOR CITIES OF 2,500 INHABITANTS OR MORE

SHASTA COUNTY, CALIF.

(Data omitted for trade groups where necessary to avoid disclosure)

City and trade group ¹	Number of establishments	1948 sales and receipts (Thousand dollars)	Active proprietors of unincorporated businesses Nov. 1948	Paid employees, workweek ended nearest Nov. 15, 1948	
				Total employees ²	Full workweek employees
Redding:					
Retail trade.....	212	28,614	211	1,212	1,053
Wholesale trade.....	39	15,270	26	235	x
Selected service trades..	68	1,056	73	178	159
Hotels.....	10	1,099	11	170	162
Remainder of county:					
Retail trade.....	337	13,719	354	482	400
Wholesale trade.....	20	4,908	15	53	x
Selected service trades..	71	534	74	27	26
Hotels.....	6	214	6	21	19

x Not available.

1/ See General Description on this page for changes from the 1939 Census of Business in the coverage of Service Trades.

2/ Includes employees paid for less than the full workweek.

GENERAL DESCRIPTION OF PRELIMINARY RELEASES FOR THE 1948 CENSUS OF BUSINESS

This series of releases, of which one is planned for each county in the United States, presents preliminary results of the 1948 Census of Business. The information is based on reports submitted by business establishments for that Census. The figures shown are preliminary, and are subject to revision in the final Census publications, but the changes are expected to be relatively minor with respect to coverage. The final Census figures will be issued in a series of Business Census bulletins which will show additional detailed kind-of-business information for all places where there are a sufficient number of establishments.

The 1948 Census of Business was taken under the provision of the Act of June 19, 1948, which provides that the Business Census be taken for 1948 and for each fifth year thereafter. Previous Business Censuses were taken for the years 1929, 1933, 1935, and 1939.

Scope of the Census.—The 1948 Census of Business covered all establishments in the following trades, as defined by the Standard Industrial Classification Manual, May 1949 issue, of the Executive Office of the President: all retail trades; all wholesale trades; all service trades in the following four groups—personal services, business services, automobile repairs and services, and miscellaneous repair services; hotels; tourist courts and camps; and amusements, including motion picture theaters. Some important services not covered are radio broadcasting and television, medical and health, legal, educational, nonprofit, accounting, and domestic services.

This coverage is similar to that of the 1939 Business Census. However, "custom trades" and "services incidental to transportation," which are no longer included in the standard classification of the service trades, are not covered by the 1948 Census. In a number of localities, these exclusions as well as

other changes in the standard classification may have a considerable effect in comparing 1948 with 1939 data, particularly with respect to establishment count.

Establishment definition.—For Census purposes, a business establishment is defined to include only enterprises conducted from a recognizable place of business, provided that the annual sales were in excess of \$5,000 for a wholesale trade establishment and \$500 for establishments in other trades. A detailed analysis of coverage will be provided in future Censuses of Business publications.

"Number of establishments" is the number of separate business locations, rather than the number of business companies or organizations, since the Census figures represent information reported separately for each business location or establishment. The establishment count reflects the number of places in business at the end of 1948 excluding administrative and executive offices of multinit organizations, and "chain store" warehouses.

Sales and receipts.—"1948 sales and receipts" represents sales of merchandise and receipts from repairs and other services to customers. The figures reflect deductions for returned goods and allowances, but not for trade-in allowances; they exclude sales and excise taxes collected from customers and paid directly to any taxing agency.

Proprietors.—"Active proprietors..." represents owners and partners of unincorporated businesses who devoted the major portion of their time to the business in November 1948.

Employment.—"Number of paid employees..." represents all employees on the pay roll for the pay period ending nearest November 15, 1948. "Full workweek" employees, whether regular or seasonal, are those who in the November 15 pay period were paid for working at least the number of hours typically worked in a week by employees of the reporting establishment.

1948 CENSUS OF BUSINESS

RETAIL, WHOLESALE, SERVICE TRADES

U. S. DEPARTMENT OF COMMERCE
BUREAU OF THE CENSUS

PRELIMINARY

For Release May 15, 1950

Release Series BC-1P-04-046

SIERRA COUNTY, CALIF.

Retail establishments located in Sierra County, California, showed an expansion in dollar volume of trade from 1939 to 1948 according to preliminary figures from the 1948 Census of Business released today by the Bureau of the Census, U. S. Department of Commerce.

Retail sales in the county during 1948 aggregated \$1.6 million, an increase of 78 percent over the \$0.9 million in 1939, when the preceding Census of Business was taken.

Employment in the county decreased over the 9-year period between 1939 and 1948 for the above trade. Retail establishments reported a total of 38 paid employees for the workweek ended nearest November 15, 1948. This compared with a total of 77 employees reported for the week of November 15, 1939.

These preliminary figures have been derived from a Census report on Sierra County, California. Final figures, superseding the preliminary data for Sierra County, will be included in a Bulletin for the State of California to be issued in several months. Similar data will be made available this year in preliminary and final form for each of the counties and States. A single copy of the preliminary release for Sierra County as well as an order blank for other area releases may be obtained by writing to the Bureau of the Census, Washington 25, D. C.

Table 1.—CENSUS OF BUSINESS PRELIMINARY RESULTS FOR 1948, BY TRADE GROUP
SIERRA COUNTY, CALIF.

Trade group and kind of business	Number of establishments	1948 sales and receipts (Thousand dollars)	Active proprietors of unincorporated businesses Nov. 1948	Paid employees, workweek ended nearest Nov. 15, 1948	
				Total employees ¹	Full workweek employees
RETAIL TRADE, total.....	35	1,585	49	38	33
Food group.....	6	497	10	10	6
Eating and drinking places.....	12	268	16	7	7
All other retail stores.....	17	820	23	21	20
TOURIST COURTS AND CAMPS.....	8	43	9	3	3

^{1/} Includes employees paid for less than the full workweek.

91215

GENERAL DESCRIPTION OF PRELIMINARY RELEASES FOR THE 1948 CENSUS OF BUSINESS

This series of releases, of which one is planned for each county in the United States, presents preliminary results of the 1948 Census of Business. The information is based on reports submitted by business establishments for that Census. The figures shown are preliminary, and are subject to revision in the final Census publications, but the changes are expected to be relatively minor with respect to coverage. The final Census figures will be issued in a series of Business Census bulletins which will show additional detailed kind-of-business information for all places where there are a sufficient number of establishments.

The 1948 Census of Business was taken under the provision of the Act of June 19, 1948, which provides that the Business Census be taken for 1948 and for each fifth year thereafter. Previous Business Censuses were taken for the years 1929, 1933, 1935, and 1939.

Scope of the Census.—The 1948 Census of Business covered all establishments in the following trades, as defined by the Standard Industrial Classification Manual, May 1949 issue, of the Executive Office of the President: all retail trades; all wholesale trades; all service trades in the following four groups—personal services, business services, automobile repairs and services, and miscellaneous repair services; hotels; tourist courts and camps; and amusements, including motion picture theaters. Some important services not covered are radio broadcasting and television, medical and health, legal, educational, nonprofit, accounting, and domestic services.

This coverage is similar to that of the 1939 Business Census. However, "custom trades" and "services incidental to transportation," which are no longer included in the standard classification of the service trades, are not covered by the 1948 Census. In a number of localities, these exclusions as well as other changes in the standard classification may have a considerable effect in comparing

1948 with 1939 data, particularly with respect to establishment count.

Establishment definition.—For Census purposes, a business establishment is defined to include only enterprises conducted from a recognizable place of business, provided that the annual sales were in excess of \$5,000 for a wholesale trade establishment and \$500 for establishments in other trades. A detailed analysis of coverage will be provided in future Census of Business publications.

"Number of establishments" is the number of separate business locations, rather than the number of business companies or organizations, since the Census figures represent information reported separately for each business location or establishment. The establishment count reflects the number of places in business at the end of 1948 excluding administrative and executive offices of multiunit organizations, and "chain store" warehouses.

Sales and receipts.—"1948 sales and receipts" represents sales of merchandise and receipts from repairs and other services to customers. The figures reflect deductions for returned goods and allowances, but not for trade-in allowances; they exclude sales and excise taxes collected from customers and paid directly to any taxing agency.

Proprietors.—"Active proprietors..." represents owners and partners of unincorporated businesses who devoted the major portion of their time to the business in November 1948.

Employment.—"Number of paid employees..." represents all employees on the pay roll for the pay period ending nearest November 15, 1948. "Full workweek" employees, whether regular or seasonal, are those who in the November 15 pay period were paid for working at least the number of hours typically worked in a week by employees of the reporting establishment.

1948 CENSUS OF BUSINESS

RETAIL, WHOLESALE, SERVICE TRADES

U. S. DEPARTMENT OF COMMERCE
BUREAU OF THE CENSUS

PRELIMINARY

For Release May 15, 1950

Release Series BC-1P-04-047

SISKIYOU COUNTY, CALIF.

Retail, wholesale, and service establishments located in Siskiyou County, California, showed a substantial expansion in dollar volume of trade from 1939 to 1948 according to preliminary figures from the 1948 Census of Business released today by the Bureau of the Census, U. S. Department of Commerce.

Retail sales in the county during 1948 aggregated \$31.0 million, an increase of 172 percent over the \$11.4 million in 1939, when the preceding Census of Business was taken. Wholesale sales in the county reached a total of \$7.7 million in 1948 as compared with \$3.3 million in 1939. The service trades included in the Census of Business recorded receipts totaling \$1.2 million in 1948 compared with \$0.4 million in 1939.

Employment in the county also rose over the 9-year period between 1939 and 1948 for the above trades. Establishments in these trades reported a combined total of 1,430 paid employees for the workweek ended nearest November 15, 1948. This compared with a total of 1,207 employees reported for the week of November 15, 1939.

These preliminary figures have been derived from a Census report on Siskiyou County, California. Final figures, superseding the preliminary data for Siskiyou County, will be included in a Bulletin for the State of California to be issued in several months. Similar data will be made available this year in preliminary and final form for each of the counties and States. A single copy of the preliminary release for Siskiyou County as well as an order blank for other area releases may be obtained by writing to the Bureau of the Census, Washington 25, D. C.

Table 1.—CENSUS OF BUSINESS PRELIMINARY RESULTS FOR 1948, BY TRADE GROUP
SISKIYOU COUNTY, CALIF.

Trade group and kind of business	Number of establishments	1948 sales and receipts (Thousand dollars)	Active proprietors of unincorporated businesses Nov. 1948	Paid employees, workweek ended nearest Nov. 15, 1948	
				Total employees ¹	Full workweek employees
RETAIL TRADE, total.....	504	31,011	616	1,158	953
Food group.....	100	7,679	130	185	149
Eating and drinking places.....	119	2,916	158	262	215
General merchandise grp, general stores.	22	3,636	16	191	153
Apparel group.....	31	1,074	38	34	21
Furniture-home furnishgs-appliance grp.	24	986	28	29	22
Automotive group.....	32	4,536	37	147	138
Gasoline service stations.....	53	2,070	63	57	49
Lumber-building-hardware group.....	45	5,036	55	129	117
Drug and proprietary stores.....	16	967	19	52	35
All other retail stores.....	62	2,111	72	72	54
WHOLESALE TRADE, total.....	41	7,723	38	120	x
Merchant wholesalers.....	17	3,461	20	75	x
Other types of wholesale.....	24	4,262	18	45	x
SELECTED SERVICE TRADES, ^{2/} total.....	110	1,164	133	152	114
Personal services.....	68	743	82	121	91
Business services.....	7	69	9	10	5
Automotive repairs and services.....	20	216	25	10	10
Other repair services.....	15	136	17	11	8
HOTELS.....	31	1,321	37	199	198
TOURIST COURTS AND CAMPS.....	40	280	64	10	5
AMUSEMENTS.....	10	302	5	70	x

x Not available.

^{1/} Includes employees paid for less than the full workweek.

^{2/} See General Description on this page for changes from the 1939 Census of Business in the coverage of Service Trades.

GENERAL DESCRIPTION OF PRELIMINARY RELEASES FOR THE 1948 CENSUS OF BUSINESS

This series of releases, of which one is planned for each county in the United States, presents preliminary results of the 1948 Census of Business. The information is based on reports submitted by business establishments for that Census. The figures shown are preliminary, and are subject to revision in the final Census publications, but the changes are expected to be relatively minor with respect to coverage. The final Census figures will be issued in a series of Business Census bulletins which will show additional detailed kind-of-business information for all places where there are a sufficient number of establishments.

The 1948 Census of Business was taken under the provision of the Act of June 19, 1948, which provides that the Business Censuses be taken for 1948 and for each fifth year thereafter. Previous Business Censuses were taken for the years 1929, 1933, 1935, and 1939.

Scope of the Census.—The 1948 Census of Business covered all establishments in the following trades, as defined by the Standard Industrial Classification Manual, May 1949 issue, of the Executive Office of the President: all retail trades; all wholesale trades; all service trades in the following four groups—personal services, business services, automobile repairs and services, and miscellaneous repair services; hotels; tourist courts and camps; and amusements, including motion picture theaters. Some important services not covered are radio broadcasting and television, medical and health, legal, educational, nonprofit, accounting, and domestic services.

This coverage is similar to that of the 1939 Business Census. However, "custom trades" and "services incidental to transportation," which are no longer included in the standard classification of the service trades, are not covered by the 1948 Census. In a number of localities, these exclusions as well as

other changes in the standard classification may have a considerable effect in comparing 1948 with 1939 data, particularly with respect to establishment count.

Establishment definition.—For Census purposes, a business establishment is defined to include only enterprises conducted from a recognizable place of business, provided that the annual sales were in excess of \$5,000 for a wholesale trade establishment and \$500 for establishments in other trades. A detailed analysis of coverage will be provided in future Censuses of Business publications.

"Number of establishments" is the number of separate business locations, rather than the number of business companies or organizations, since the Census figures represent information reported separately for each business location or establishment. The establishment count reflects the number of places in business at the end of 1948 excluding administrative and executive offices of multiunit organizations, and "chain store" warehouses.

Sales and receipts.—"1948 sales and receipts" represents sales of merchandise and receipts from repairs and other services to customers. The figures reflect deductions for returned goods and allowances, but not for trade-in allowances; they exclude sales and excise taxes collected from customers and paid directly to any taxing agency.

Proprietors.—"Active proprietors..." represents owners and partners of unincorporated businesses who devoted the major portion of their time to the business in November 1948.

Employment.—"Number of paid employees..." represents all employees on the pay roll for the pay period ending nearest November 15, 1948. "Full workweek" employees, whether regular or seasonal, are those who in the November 15 pay period were paid for working at least the number of hours typically worked in a week by employees of the reporting establishment.

1948 CENSUS OF BUSINESS

RETAIL, WHOLESALE, SERVICE TRADES

U. S. DEPARTMENT OF COMMERCE
BUREAU OF THE CENSUS

PRELIMINARY

For Release May 22, 1950

Release Series BC-1P-04-048

SOLANO COUNTY, CALIF.

Retail, wholesale, and service establishments located in Solano County, California, showed a substantial expansion in dollar volume of trade from 1939 to 1948 according to preliminary figures from the 1948 Census of Business released today by the Bureau of the Census, U. S. Department of Commerce.

Retail sales in the county during 1948 aggregated \$88.1 million, an increase of 364 percent over the \$19.0 million in 1939, when the preceding Census of Business was taken. Wholesale sales in the county reached a total of \$18.4 million in 1948 as compared with \$5.0 million in 1939. The service trades included in the Census of Business recorded receipts totaling \$4.0 million in 1948 compared with \$1.1 million in 1939.

Employment in the county also rose over the 9-year period between 1939 and 1948 for the above trades. Establishments in these trades reported a combined total of 4,788 paid employees for the workweek ended nearest November 15, 1948. This compared with a total of 2,178 employees reported for the week of November 15, 1939.

These preliminary figures have been derived from a Census report on Solano County, California, which also includes data for the city of Vallejo. Final figures, superseding the preliminary data for Solano County, will be included in a Bulletin for the State of California to be issued in several months. Similar data will be made available this year in preliminary and final form for each of the counties and States. A single copy of the preliminary release for Solano County as well as an order blank for other area releases may be obtained by writing to the Bureau of the Census, Washington 25, D. C.

Table 1.—CENSUS OF BUSINESS PRELIMINARY RESULTS FOR 1948, BY TRADE GROUP

SOLANO COUNTY, CALIF.

Trade group and kind of business	Number of establishments	1948 sales and receipts (Thousand dollars)	Active proprietors of unincorporated businesses Nov. 1948	Paid employees, workweek ended nearest Nov. 15, 1948	
				Total employees ¹	Full workweek employees
RETAIL TRADE, total	967	88,102	1,034	3,890	3,182
Food group.....	204	25,907	232	658	541
Eating and drinking places.....	254	10,006	295	1,140	943
General merchandise group, general stores....	28	5,834	19	478	266
Apparel group.....	58	4,136	66	172	132
Furniture-home furnishings-appliance group..	57	4,957	53	186	171
Automotive group.....	64	16,018	61	483	461
Gasoline service stations.....	109	5,547	115	238	170
Lumber-building-hardware group.....	38	7,081	31	261	242
Drug and proprietary stores.....	22	2,107	25	88	75
All other retail stores.....	133	6,509	131	226	181
WHOLESALE TRADE, total	75	18,431	66	326	x
Merchant wholesalers.....	39	7,982	44	201	x
Petroleum bulk plants, terminals.....	27	9,258	19	102	x
Other types of wholesale.....	9	1,191	3	23	x
SELECTED SERVICE TRADES, total	337	4,023	355	572	484
Personal services.....	211	2,469	221	407	370
Business services.....	16	144	16	46	15
Automotive repairs and services.....	64	1,083	70	89	75
Other repair services.....	46	327	48	30	24
TOURIST COURTS AND CAMPS	28	255	23	16	9
AMUSEMENTS	39	1,592	38	200	x

x Not available.

1/ Includes employees paid for less than the full workweek.

2/ See General Description on last page for changes from the 1939 Census of Business in the coverage of Service Trades.

Table 2.—CENSUS OF BUSINESS PRELIMINARY RESULTS FOR 1948 FOR CITIES OF 2,500 INHABITANTS OR MORE
SOLANO COUNTY, CALIF.

(Data omitted for trade groups where necessary to avoid disclosure)

City and trade group ¹	Number of establishments	1948 sales and receipts (Thousand dollars)	Active proprietors of unincorporated businesses Nov. 1948	Paid employees, workweek ended nearest Nov. 15, 1948	
				Total employees ²	Full workweek employees
Vallejo:					
Retail trade.....	455	49,074	453	2,433	1,974
Wholesale trade.....	33	8,970	32	175	x
Selected service trades.....	161	2,323	164	365	320
Remainder of county:					
Retail trade.....	512	39,028	581	1,457	1,208
Wholesale trade.....	42	9,461	34	151	x
Selected service trades.....	176	1,700	191	207	164

x Not available.

¹/ See General Description on this page for changes from the 1939 Census of Business in the coverage of Service Trades.

²/ Includes employees paid for less than the full workweek.

GENERAL DESCRIPTION OF PRELIMINARY RELEASES FOR THE 1948 CENSUS OF BUSINESS

This series of releases, of which one is planned for each county in the United States, presents preliminary results of the 1948 Census of Business. The information is based on reports submitted by business establishments for that Census. The figures shown are preliminary, and are subject to revision in the final Census publications, but the changes are expected to be relatively minor with respect to coverage. The final Census figures will be issued in a series of Business Census bulletins which will show additional detailed kind-of-business information for all places where there are a sufficient number of establishments.

The 1948 Census of Business was taken under the provision of the Act of June 19, 1948, which provides that the Business Census be taken for 1948 and for each fifth year thereafter. Previous Business Censuses were taken for the years 1929, 1938, 1935, and 1939.

Scope of the Census.—The 1948 Census of Business covered all establishments in the following trades, as defined by the Standard Industrial Classification Manual, May 1949 issue, of the Executive Office of the President: all retail trades; all wholesale trades; all service trades in the following four groups—personal services, business services, automobile repairs and services, and miscellaneous repair services; hotels; tourist courts and camps; and amusements, including motion picture theaters. Some important services not covered are radio broadcasting and television, medical and health, legal, educational, nonprofit, accounting, and domestic services.

This coverage is similar to that of the 1939 Business Census. However, "custom trades" and "services incidental to transportation," which are no longer included in the standard classification of the service trades, are not covered by the 1948 Census. In a number of localities, these exclusions as well as

other changes in the standard classification may have a considerable effect in comparing 1948 with 1939 data, particularly with respect to establishment count.

Establishment definition.—For Census purposes, a business establishment is defined to include only enterprises conducted from a recognizable place of business, provided that the annual sales were in excess of \$5,000 for a wholesale trade establishment and \$500 for establishments in other trades. A detailed analysis of coverage will be provided in future Census of Business publications.

"Number of establishments" is the number of separate business locations, rather than the number of business companies or organizations, since the Census figures represent information reported separately for each business location or establishment. The establishment count reflects the number of places in business at the end of 1948 excluding administrative and executive offices of multiunit organizations, and "chain store" warehouses.

Sales and receipts.—"1948 sales and receipts" represents sales of merchandise and receipts from repairs and other services to customers. The figures reflect deductions for returned goods and allowances, but not for trade-in allowances; they exclude sales and excise taxes collected from customers and paid directly to any taxing agency.

Proprietors.—"Active proprietors..." represents owners and partners of unincorporated businesses who devoted the major portion of their time to the business in November 1948.

Employment.—"Number of paid employees..." represents all employees on the pay roll for the pay period ending nearest November 15, 1948. "Full workweek" employees, whether regular or seasonal, are those who in the November 15 pay period were paid for working at least the number of hours typically worked in a week by employees of the reporting establishment.

1948 CENSUS OF BUSINESS

RETAIL, WHOLESALE, SERVICE TRADES

U. S. DEPARTMENT OF COMMERCE
BUREAU OF THE CENSUS

PRELIMINARY

For Release May 22, 1950

Release Series BC-1P-04-049

SONOMA COUNTY, CALIF.

Retail, wholesale, and service establishments located in Sonoma County, California, showed a substantial expansion in dollar volume of trade from 1939 to 1948 according to preliminary figures from the 1948 Census of Business released today by the Bureau of the Census, U. S. Department of Commerce.

Retail sales in the county during 1948 aggregated \$127.8 million, an increase of 257 percent over the \$35.8 million in 1939, when the preceding Census of Business was taken. Wholesale sales in the county reached a total of \$45.1 million in 1948 as compared with \$19.9 million in 1939. The service trades included in the Census of Business recorded receipts totaling \$4.6 million in 1948 compared with \$1.7 million in 1939.

Employment in the county also rose over the 9-year period between 1939 and 1948 for the above trades. Establishments in these trades reported a combined total of 6,331 paid employees for the workweek ended nearest November 15, 1948. This compared with a total of 3,903 employees reported for the week of November 15, 1939.

These preliminary figures have been derived from a Census report on Sonoma County, California, which also includes data for the cities of Healdsburg, Petaluma, and Santa Rosa. Final figures, superseding the preliminary data for Sonoma County, will be included in a Bulletin for the State of California to be issued in several months. Similar data will be made available this year in preliminary and final form for each of the counties and States. A single copy of the preliminary release for Sonoma County as well as an order blank for other area releases may be obtained by writing to the Bureau of the Census, Washington 25, D. C.

91700

Table 1.—CENSUS OF BUSINESS PRELIMINARY RESULTS FOR 1948, BY TRADE GROUP
SONOMA COUNTY, CALIF.

Trade group and kind of business	Number of establishments	1948 sales and receipts (Thousand dollars)	Active proprietors of unincorporated businesses Nov. 1948	Paid employees, workweek ended nearest Nov. 15, 1948	
				Total employees ¹	Full workweek employees
RETAIL TRADE, total.....	1,367	127,783	1,542	5,033	4,309
Food group.....	280	24,069	345	544	414
Eating and drinking places.....	322	8,707	416	850	644
General merchandise grp, general stores.	42	9,532	36	622	469
Apparel group.....	83	4,068	84	193	146
Furniture-home furnishings-appliance grp.	70	7,893	87	295	286
Automotive group.....	77	14,350	86	469	445
Gasoline service stations.....	177	6,198	185	213	163
Lumber-building-hardware group.....	90	13,826	79	516	491
Drug and proprietary stores.....	30	3,250	37	172	143
All other retail stores.....	196	37,890	187	1,159	1,108
WHOLESALE TRADE, total.....	134	45,071	112	756	x
Merchant wholesalers, total.....	74	22,485	74	417	x
Groceries, foods.....	25	10,908	33	156	x
Hardware, elec't, plum'g and heat'g..	5	2,327	1	36	x
Mach'y, equip't, industrial supplies..	6	913	4	30	x
Automotive parts, accessories.....	9	705	11	33	x
All other merchant wholesalers.....	29	7,632	25	162	x
Manufact'rs' sales branches, offices...	7	766	=	37	x
Petroleum bulk plants, terminals.....	35	8,994	29	125	x
Other types of wholesale.....	18	12,826	9	177	x
SELECTED SERVICE TRADES, ² /total.....	340	4,619	373	542	469
Personal services.....	186	2,302	203	370	320
Business services.....	14	130	13	17	11
Automotive repairs and services.....	98	1,818	111	133	117
Other repair services.....	42	369	46	22	21
HOTELS.....	47	1,576	59	196	163
TOURIST COURTS AND CAMPS.....	75	430	90	19	12
AMUSEMENTS.....	26	1,175	20	157	x

x Not available.

¹/ Includes employees paid for less than the full workweek.

²/ See General Description on last page for changes from the 1939 Census of Business in the coverage of Service Trades.

91700

Table 2.—CENSUS OF BUSINESS PRELIMINARY RESULTS FOR 1948 FOR CITIES OF 2,500 INHABITANTS OR MORE

SONOMA COUNTY, CALIF.

(Data omitted for trade groups where necessary to avoid disclosure)

City and trade group ¹	Number of establishments	1948 sales and receipts (Thousand dollars)	Active proprietors of unincorporated businesses Nov. 1948	Paid employees, workweek ended nearest Nov. 15, 1948	
				Total employees ²	Full workweek employees
Healdsburg:					
Retail trade.....	94	7,057	94	271	237
Selected service trades....	29	456	33	64	49
Tourist courts and camps...		Included with "Remainder of county"			
Petaluma:					
Retail trade.....	155	33,744	147	1,307	1,188
Wholesale trade.....	17	11,364	18	173	x
Selected service trades....	36	532	37	62	49
Tourist courts and camps...		Included with "Remainder of county"			
Santa Rosa:					
Retail trade.....	398	47,763	448	2,171	1,867
Wholesale trade.....	58	23,308	41	368	x
Selected service trades....	138	2,250	153	302	272
Hotels.....	16	350	23	53	37
Tourist courts and camps...	8	77	9	3	3
Remainder of county:^{3/}					
Retail trade.....	720	39,219	853	1,284	1,017
Wholesale trade.....	59	10,399	53	215	x
Selected service trades....	137	1,381	150	114	99
Tourist courts and camps...	67	353	81	16	9

x Not available.

^{1/} See General Description on this page for changes from the 1939 Census of Business in the coverage of Service Trades.

^{2/} Includes employees paid for less than the full workweek.

^{3/} Except as indicated above, includes figures for establishments, other than wholesale, not located in cities of 2,500 inhabitants or more, and wholesale establishments not located in cities of 5,000 inhabitants or more.

GENERAL DESCRIPTION OF PRELIMINARY RELEASES FOR THE 1948 CENSUS OF BUSINESS

This series of releases, of which one is planned for each county in the United States, presents preliminary results of the 1948 Census of Business. The information is based on reports submitted by business establishments for that Census. The figures shown are preliminary, and are subject to revision in the final Census publications, but the changes are expected to be relatively minor with respect to coverage. The final Census figures will be issued in a series of Business Census bulletins which will show additional detailed kind-of-business information for all places where there are a sufficient number of establishments.

The 1948 Census of Business was taken under the provision of the Act of June 19, 1948, which provides that the Business Census be taken for 1948 and for each fifth year thereafter. Previous Business Censuses were taken for the years 1929, 1933, 1935, and 1939.

Scope of the Census.—The 1948 Census of Business covered all establishments in the following trades, as defined by the Standard Industrial Classification Manual, May 1949 issue, of the Executive Office of the President: all retail trades; all wholesale trades; all service trades in the following four groups—personal services, business services, automobile repairs and services, and miscellaneous repair services; hotels; tourist courts and camps; and amusements, including motion picture theaters. Some important services not covered are radio broadcasting and television, medical and health, legal, educational, nonprofit, accounting, and domestic services.

This coverage is similar to that of the 1939 Business Census. However, "custom trades" and "services incidental to transportation," which are no longer included in the standard classification of the service trades, are not covered by the 1948 Census. In a number of localities, these exclusions as well as

other changes in the standard classification may have a considerable effect in comparing 1948 with 1939 data, particularly with respect to establishment count.


Establishment definition.—For Census purposes, a business establishment is defined to include only enterprises conducted from a recognizable place of business, provided that the annual sales were in excess of \$5,000 for a wholesale trade establishment and \$500 for establishments in other trades. A detailed analysis of coverage will be provided in future Census of Business publications.

"Number of establishments" is the number of separate business locations, rather than the number of business companies or organizations, since the Census figures represent information reported separately for each business location or establishment. The establishment count reflects the number of places in business at the end of 1948 excluding administrative and executive offices of multiunit organizations, and "chain store" warehouses.

Sales and receipts.—"1948 sales and receipts" represents sales of merchandise and receipts from repairs and other services to customers. The figures reflect deductions for returned goods and allowances, but not for trade-in allowances; they exclude sales and excise taxes collected from customers and paid directly to any taxing agency.

Proprietors.—"Active proprietors..." represents owners and partners of unincorporated businesses who devoted the major portion of their time to the business in November 1948.

Employment.—"Number of paid employees..." represents all employees on the pay roll for the pay period ending nearest November 15, 1948. "Full workweek" employees, whether regular or seasonal, are those who in the November 15 pay period were paid for working at least the number of hours typically worked in a week by employees of the reporting establishment.



1948 CENSUS OF BUSINESS

RETAIL, WHOLESALE, SERVICE TRADES

U. S. DEPARTMENT OF COMMERCE
BUREAU OF THE CENSUS

PRELIMINARY

For Release May 22, 1950

Release Series EC-1P-04-050

STANISLAUS COUNTY, CALIF.

Retail, wholesale, and service establishments located in Stanislaus County, California, showed a substantial expansion in dollar volume of trade from 1939 to 1948 according to preliminary figures from the 1948 Census of Business released today by the Bureau of the Census, U. S. Department of Commerce.

Retail sales in the county during 1948 aggregated \$149.5 million, an increase of 332 percent over the \$34.6 million in 1939, when the preceding Census of Business was taken. Wholesale sales in the county reached a total of \$61.9 million in 1948 as compared with \$15.8 million in 1939. The service trades included in the Census of Business recorded receipts totaling \$6.7 million in 1948 compared with \$1.6 million in 1939.

Employment in the county also rose over the 9-year period between 1939 and 1948 for the above trades. Establishments in these trades reported a combined total of 7,803 paid employees for the workweek ended nearest November 15, 1948. This compared with a total of 4,500 employees reported for the week of November 15, 1939.

These preliminary figures have been derived from a Census report on Stanislaus County, California, which also includes data for the cities of Modesto, Oakdale, and Turlock. Final figures, superseding the preliminary data for Stanislaus County, will be included in a Bulletin for the State of California to be issued in several months. Similar data will be made available this year in preliminary and final form for each of the counties and States. A single copy of the preliminary release for Stanislaus County as well as an order blank for other area releases may be obtained by writing to the Bureau of the Census, Washington 25, D. C.

91700

Table 1.—CENSUS OF BUSINESS PRELIMINARY RESULTS FOR 1948, BY TRADE GROUP
STANISLAUS COUNTY, CALIF.

Trade group and kind of business	Number of establishments	1948 sales and receipts (Thousand dollars)	Active proprietors of unincorporated businesses Nov. 1948	Paid employees, workweek ended nearest Nov. 15, 1948	
				Total employees ¹	Full workweek employees
RETAIL TRADE, total.....	1,454	149,451	1,515	5,919	5,085
Food group.....	306	28,008	332	636	506
Eating and drinking places.....	244	7,910	282	952	774
General merchandise grp, general stores	60	14,223	43	856	678
Apparel group.....	82	5,880	83	260	209
Furniture-home furnishgs-appliance grp	79	6,006	80	270	254
Automotive group.....	108	25,587	116	696	657
Gasoline service stations.....	201	7,869	222	288	239
Lumber-building-hardware group.....	126	27,627	109	1,093	1,023
Drug and proprietary stores.....	33	3,422	30	209	172
All other retail stores.....	215	22,919	218	659	573
WHOLESALE TRADE, total.....	134	61,892	112	1,144	x
Merchant wholesalers, total.....	73	31,041	71	698	x
Groceries, foods.....	16	13,281	12	346	x
Hardware, elec'l, plum'g & heat'g..	7	1,066	5	27	x
Mach'y, equip't, industrial supplies	5	668	5	36	x
Automotive parts, accessories.....	17	2,422	15	116	x
All other merchant wholesalers.....	28	13,604	34	173	x
Petroleum bulk plants, terminals.....	37	11,915	24	122	x
Assemblers of farm products.....	12	7,129	11	279	x
Other types of wholesale.....	12	11,807	6	45	x
SELECTED SERVICE TRADES, ^{2/} total.....	489	6,711	530	740	655
Personal services.....	223	2,842	232	414	378
Business services.....	26	472	27	75	52
Automotive repairs and services.....	146	2,392	164	174	153
Other repair services.....	94	1,005	107	77	72
HOTELS.....	25	630	28	89	79
TOURIST COURTS AND CAMPS.....	50	357	63	30	29
AMUSEMENTS.....	31	1,675	23	206	x

x Not available.

^{1/} Includes employees paid for less than the full workweek.

^{2/} See General Description on last page for changes from the 1939 Census of Business in the coverage of Service Trades.

91700

Table 2.—CENSUS OF BUSINESS PRELIMINARY RESULTS FOR 1948 FOR CITIES OF 2,500 INHABITANTS OR MORE

STANISLAUS COUNTY, CALIF.

(Data omitted for trade groups where necessary to avoid disclosure)

City and trade group ¹	Number of establishments	1948 sales and receipts (Thousand dollars)	Active proprietors of unincorporated businesses Nov. 1948	Paid employees, workweek ended nearest Nov. 15, 1948	
				Total employees ²	Full workweek employees
Modesto:					
Retail trade.....	512	81,641	495	3,554	3,093
Wholesale trade.....	62	17,971	48	420	x
Selected service trades..	181	3,122	198	405	361
Hotels.....	14	486	14	72	63
Oakdale:					
Retail trade.....	90	8,702	96	287	235
Selected service trades..	39	407	44	43	38
Turlock:					
Retail trade.....	184	20,317	200	740	646
Wholesale trade.....	14	14,452	12	335	x
Selected service trades..	53	721	53	79	71
Hotels.....	5	37	4	5	4
Remainder of county: 3/					
Retail trade.....	668	38,791	724	1,338	1,111
Wholesale trade.....	58	29,469	52	389	x
Selected service trades..	216	2,461	235	213	185

x Not available.

1/ See General Description on this page for changes from the 1939 Census of Business in the coverage of Service Trades.

2/ Includes employees paid for less than the full workweek.

3/ Includes figures for establishments, other than wholesale, not located in cities of 2,500 inhabitants or more, and wholesale establishments not located in cities of 5,000 inhabitants or more.

GENERAL DESCRIPTION OF PRELIMINARY RELEASES FOR THE 1948 CENSUS OF BUSINESS

This series of releases, of which one is planned for each county in the United States, presents preliminary results of the 1948 Census of Business. The information is based on reports submitted by business establishments for that Census. The figures shown are preliminary, and are subject to revision in the final Census publications, but the changes are expected to be relatively minor with respect to coverage. The final Census figures will be issued in a series of Business Census bulletins which will show additional detailed kind-of-business information for all places where there are a sufficient number of establishments.

The 1948 Census of Business was taken under the provision of the Act of June 19, 1948, which provides that the Business Census be taken for 1948 and for each fifth year thereafter. Previous Business Censuses were taken for the years 1929, 1933, 1935, and 1939.

Scope of the Census.—The 1948 Census of Business covered all establishments in the following trades, as defined by the Standard Industrial Classification Manual, May 1949 issue, of the Executive Office of the President: all retail trades; all wholesale trades; all service trades in the following four groups—personal services, business services, automobile repairs and services, and miscellaneous repair services; hotels; tourist courts and camps; and amusements, including motion picture theaters. Some important services not covered are radio broadcasting and television, medical and health, legal, educational, nonprofit, accounting, and domestic services.

This coverage is similar to that of the 1939 Business Census. However, "custom trades" and "services incidental to transportation," which are no longer included in the standard classification of the service trades, are not covered by the 1948 Census. In a number of localities, these exclusions as well as

other changes in the standard classification may have a considerable effect in comparing 1948 with 1939 data, particularly with respect to establishment count.

Establishment definition.—For Census purposes, a business establishment is defined to include only enterprises conducted from a recognizable place of business, provided that the annual sales were in excess of \$5,000 for a wholesale trade establishment and \$500 for establishments in other trades. A detailed analysis of coverage will be provided in future Census of Business publications.

"Number of establishments" is the number of separate business locations, rather than the number of business companies or organizations, since the Census figures represent information reported separately for each business location or establishment. The establishment count reflects the number of places in business at the end of 1948 excluding administrative and executive offices of multiunit organizations, and "chain store" warehouses.

Sales and receipts.—"1948 sales and receipts" represents sales of merchandise and receipts from repairs and other services to customers. The figures reflect deductions for returned goods and allowances, but not for trade-in allowances; they exclude sales and excise taxes collected from customers and paid directly to any taxing agency.

Proprietors.—"Active proprietors..." represents owners and partners of unincorporated businesses who devoted the major portion of their time to the business in November 1948.

Employment.—"Number of paid employees..." represents all employees on the pay roll for the pay period ending nearest November 15, 1948. "Full workweek" employees, whether regular or seasonal, are those who in the November 15 pay period were paid for working at least the number of hours typically worked in a week by employees of the reporting establishment.



1948 CENSUS OF BUSINESS

RETAIL, WHOLESALE, SERVICE TRADES

U. S. DEPARTMENT OF COMMERCE
BUREAU OF THE CENSUS

PRELIMINARY

For Release May 22, 1950

Release Series BC-1P-04-051

SUTTER COUNTY, CALIF.

Retail, wholesale, and service establishments located in Sutter County, California, showed a substantial expansion in dollar volume of trade from 1939 to 1948 according to preliminary figures from the 1948 Census of Business released today by the Bureau of the Census, U. S. Department of Commerce.

Retail sales in the county during 1948 aggregated \$15.1 million, an increase of 297 percent over the \$3.8 million in 1939, when the preceding Census of Business was taken. Wholesale sales in the county reached a total of \$9.7 million in 1948 as compared with \$2.5 million in 1939. The service trades included in the Census of Business recorded receipts totaling \$933,000 in 1948 compared with \$200,000 in 1939.

Employment in the county also rose over the 9-year period between 1939 and 1948 for the above trades. Establishments in these trades reported a combined total of 919 paid employees for the workweek ended nearest November 15, 1948. This compared with a total of 405 employees reported for the week of November 15, 1939.

These preliminary figures have been derived from a Census report on Sutter County, California, which also includes data for Yuba City. Final figures, superseding the preliminary data for Sutter County, will be included in a Bulletin for the State of California to be issued in several months. Similar data will be made available this year in preliminary and final form for each of the counties and States. A single copy of the preliminary release for Sutter County as well as an order blank for other area releases may be obtained by writing to the Bureau of the Census, Washington 25, D. C.

Table 1.—CENSUS OF BUSINESS PRELIMINARY RESULTS FOR 1948, BY TRADE GROUP
SUTTER COUNTY, CALIF.

Trade group and kind of business	Number of establishments	1948 sales and receipts (Thousand dollars)	Active proprietors of unincorporated businesses Nov. 1948	Paid employees, workweek ended nearest Nov. 15, 1948	
				Total employees ¹	Full workweek employees
RETAIL TRADE, total.....	215	15,090	231	561	493
Food group.....	67	5,227	76	93	81
Eating and drinking places.....	39	1,323	44	146	111
General merchandise grp, general stores.....	6	255	6	15	12
Apparel group.....	9	577	10	24	21
Furniture-home furnishings-appliance grp.....	6	126	7	6	3
Automotive group.....	13	1,120	13	71	71
Gasoline service stations.....	32	1,074	33	38	34
Lumber-building-hardware group.....	19	3,242	14	119	113
All other retail stores.....	24	2,146	28	49	47
WHOLESALE TRADE, total.....	26	9,658	18	241	x
Merchant wholesalers.....	11	2,182	7	65	x
Other types of wholesale.....	15	7,476	11	176	x
SELECTED SERVICE TRADES, ² /total.....	57	933	61	117	108
Personal services.....	26	440	29	87	80
All other service trades.....	31	493	32	30	28
TOURIST COURTS AND CAMPS.....	9	69	10	6	5
AMUSEMENTS.....	7	118	5	40	x

x Not available.

1/ Includes employees paid for less than the full workweek.

2/ See General Description on last page for changes from the 1939 Census of Business in the coverage of Service Trades.

91125

Table 2.—CENSUS OF BUSINESS PRELIMINARY RESULTS FOR 1948 FOR CITIES OF 2,500 INHABITANTS OR MORE
SUTTER COUNTY, CALIF.

(Data omitted for trade groups where necessary to avoid disclosure)

City and trade group ¹	Number of establishments	1948 sales and receipts (Thousand dollars)	Active proprietors of unincorporated businesses Nov. 1948	Paid employees, workweek ended nearest Nov. 15, 1948	
				Total employees ²	Full workweek employees
Yuba City:					
Retail trade.....	97	8,783	97	394	349
Selected service trades....	36	600	41	98	89
Remainder of county:					
Retail trade.....	118	6,307	134	167	144
Selected service trades....	21	333	20	19	19

1/ See General Description on this page for changes from the 1939 Census of Business in the coverage of Service Trades.

2/ Includes employees paid for less than the full workweek.

GENERAL DESCRIPTION OF PRELIMINARY RELEASES FOR THE 1948 CENSUS OF BUSINESS

This series of releases, of which one is planned for each county in the United States, presents preliminary results of the 1948 Census of Business. The information is based on reports submitted by business establishments for that Census. The figures shown are preliminary, and are subject to revision in the final Census publications, but the changes are expected to be relatively minor with respect to coverage. The final Census figures will be issued in a series of Business Census bulletins which will show additional detailed kind-of-business information for all places where there are a sufficient number of establishments.

The 1948 Census of Business was taken under the provision of the Act of June 19, 1948, which provides that the Business Census be taken for 1948 and for each fifth year thereafter. Previous Business Censuses were taken for the years 1929, 1933, 1935, and 1939.

Scope of the Census.—The 1948 Census of Business covered all establishments in the following trades, as defined by the Standard Industrial Classification Manual, May 1949 issue, of the Executive Office of the President: all retail trades; all wholesale trades; all service trades in the following four groups—personal services, business services, automobile repairs and services, and miscellaneous repair services; hotels; tourist courts and camps; and amusements, including motion picture theaters. Some important services not covered are radio broadcasting and television, medical and health, legal, educational, nonprofit, accounting, and domestic services.

This coverage is similar to that of the 1939 Business Census. However, "custom trades" and "services incidental to transportation," which are no longer included in the standard classification of the service trades, are not covered by the 1948 Census. In a number of localities, these exclusions as well as

other changes in the standard classification may have a considerable effect in comparing 1948 with 1939 data, particularly with respect to establishment count.

Establishment definition.—For Census purposes, a business establishment is defined to include only enterprises conducted from a recognizable place of business, provided that the annual sales were in excess of \$5,000 for a wholesale trade establishment and \$500 for establishments in other trades. A detailed analysis of coverage will be provided in future Census of Business publications.

"Number of establishments" is the number of separate business locations, rather than the number of business companies or organizations, since the Census figures represent information reported separately for each business location or establishment. The establishment count reflects the number of places in business at the end of 1948 excluding administrative and executive offices of multinational organizations, and "chain store" warehouses.

Sales and receipts.—"1948 sales and receipts" represents sales of merchandise and receipts from repairs and other services to customers. The figures reflect deductions for returned goods and allowances, but not for trade-in allowances; they exclude sales and excise taxes collected from customers and paid directly to any taxing agency.

Proprietors.—"Active proprietors..." represents owners and partners of unincorporated businesses who devoted the major portion of their time to the business in November 1948.

Employment.—"Number of paid employees..." represents all employees on the pay roll for the pay period ending nearest November 15, 1948. "Full workweek" employees, whether regular or seasonal, are those who in the November 15 pay period were paid for working at least the number of hours typically worked in a week by employees of the reporting establishment.

1948 CENSUS OF BUSINESS

RETAIL, WHOLESALE, SERVICE TRADES

U. S. DEPARTMENT OF COMMERCE
BUREAU OF THE CENSUS

PRELIMINARY

For Release May 22, 1950

Release Series BC-1P-04-052

TEHAMA COUNTY, CALIF.

Retail, wholesale, and service establishments located in Tehama County, California, showed a substantial expansion in dollar volume of trade from 1939 to 1948 according to preliminary figures from the 1948 Census of Business released today by the Bureau of the Census, U. S. Department of Commerce.

Retail sales in the county during 1948 aggregated \$19.5 million, an increase of 231 percent over the 5.9 million in 1939, when the preceding Census of Business was taken. Wholesale sales in the county reached a total of \$4.2 million in 1948 as compared with \$1.5 million in 1939. The service trades included in the Census of Business recorded receipts totaling \$1.0 million in 1948 compared with \$0.3 million in 1939.

Employment in the county also rose over the 9-year period between 1939 and 1948 for the above trades. Establishments in these trades reported a combined total of 1,024 paid employees for the workweek ended nearest November 15, 1948. This compared with a total of 623 employees reported for the week of November 15, 1939.

These preliminary figures have been derived from a Census report on Tehama County, California, which also includes data for the city of Red Bluff. Final figures, superseding the preliminary data for Tehama County, will be included in a Bulletin for the State of California to be issued in several months. Similar data will be made available this year in preliminary and final form for each of the counties and States. A single copy of the preliminary release for Tehama County as well as an order blank for other area releases may be obtained by writing to the Bureau of the Census, Washington 25, D. C.

Table 1.—CENSUS OF BUSINESS PRELIMINARY RESULTS FOR 1948, BY TRADE GROUP

TEHAMA COUNTY, CALIF.

Trade group and kind of business	Number of establishments	1948 sales and receipts (Thousand dollars)	Active proprietors of unincorporated businesses Nov. 1948	Paid employees, workweek ended nearest Nov. 15, 1948	
				Total employees ¹	Full workweek employees
RETAIL TRADE, total.....	238	19,465	249	842	726
Food group.....	41	4,098	37	101	85
Eating and drinking places.....	54	2,015	72	227	178
General merchandise grp, general stores.	10	1,584	7	111	91
Apparel group.....	10	522	8	21	19
Furniture-home furnishings-appliance grp.	13	619	11	15	14
Automotive group.....	16	2,593	22	86	85
Gasoline service stations.....	43	1,510	52	60	46
Lumber-building-hardware group.....	19	3,336	10	120	116
Drug and proprietary stores.....	7	472	9	22	21
All other retail stores.....	25	2,716	21	79	71
WHOLESALE TRADE, total.....	21	4,219	17	96	x
Merchant wholesalers.....	7	817	7	25	x
Other types of wholesale.....	14	3,402	10	71	x
SELECTED SERVICE TRADES, ² /total.....	70	1,005	78	86	79
Personal services.....	28	360	28	60	57
All other service trades.....	42	645	50	26	22
HOTELS.....	6	415	6	43	37
TOURIST COURTS AND CAMPS.....	10	120	16	6	4

x Not available.

¹/ Includes employees paid for less than the full workweek.

²/ See General Description on last page for changes from the 1939 Census of Business in the coverage of Service Trades.

Table 2.—CENSUS OF BUSINESS PRELIMINARY RESULTS FOR 1948 FOR CITIES OF 2,500 INHABITANTS OR MORE

TEHAMA COUNTY, CALIF.

(Data omitted for trade groups where necessary to avoid disclosure)

City and trade group ¹	Number of establishments	1948 sales and receipts (Thousand dollars)	Active proprietors of unincorporated businesses Nov. 1948	Paid employees, workweek ended nearest Nov. 15, 1948	
				Total employees ²	Full workweek employees
Red Bluff:					
Retail trade.....	98	11,812	87	549	476
Selected service trades....	41	619	46	68	62
Remainder of county:					
Retail trade.....	140	7,653	162	293	250
Selected service trades....	29	386	32	18	17

- 1/ See General Description on this page for changes from the 1939 Census of Business in the coverage of Service Trades.
- 2/ Includes employees paid for less than the full workweek.

GENERAL DESCRIPTION OF PRELIMINARY RELEASES FOR THE 1948 CENSUS OF BUSINESS

This series of releases, of which one is planned for each county in the United States, presents preliminary results of the 1948 Census of Business. The information is based on reports submitted by business establishments for that Census. The figures shown are preliminary, and are subject to revision in the final Census publications, but the changes are expected to be relatively minor with respect to coverage. The final Census figures will be issued in a series of Business Census bulletins which will show additional detailed kind-of-business information for all places where there are a sufficient number of establishments.

The 1948 Census of Business was taken under the provision of the Act of June 19, 1948, which provides that the Business Census be taken for 1948 and for each fifth year thereafter. Previous Business Censuses were taken for the years 1929, 1933, 1935, and 1939.

Scope of the Census.—The 1948 Census of Business covered all establishments in the following trades, as defined by the Standard Industrial Classification Manual, May 1949 issue, of the Executive Office of the President: all retail trades; all wholesale trades; all service trades in the following four groups—personal services, business services, automobile repairs and services, and miscellaneous repair services; hotels; tourist courts and camps; and amusements, including motion picture theaters. Some important services not covered are radio broadcasting and television, medical and health, legal, educational, nonprofit, accounting, and domestic services.

This coverage is similar to that of the 1939 Business Census. However, "custom trades" and "services incidental to transportation," which are no longer included in the standard classification of the service trades, are not covered by the 1948 Census. In a number of localities, these exclusions as well as

other changes in the standard classification may have a considerable effect in comparing 1948 with 1939 data, particularly with respect to establishment count.

Establishment definition.—For Census purposes, a business establishment is defined to include only enterprises conducted from a recognizable place of business, provided that the annual sales were in excess of \$5,000 for a wholesale trade establishment and \$500 for establishments in other trades. A detailed analysis of coverage will be provided in future Census of Business publications.

"Number of establishments" is the number of separate business locations, rather than the number of business companies or organizations, since the Census figures represent information reported separately for each business location or establishment. The establishment count reflects the number of places in business at the end of 1948 excluding administrative and executive offices of multiunit organizations, and "chain store" warehouses.

Sales and receipts.—"1948 sales and receipts" represents sales of merchandise and receipts from repairs and other services to customers. The figures reflect deductions for returned goods and allowances, but not for trade-in allowances; they exclude sales and excise taxes collected from customers and paid directly to any taxing agency.

Proprietors.—"Active proprietors..." represents owners and partners of unincorporated businesses who devoted the major portion of their time to the business in November 1948.

Employment.—"Number of paid employees..." represents all employees on the pay roll for the pay period ending nearest November 15, 1948. "Full workweek" employees, whether regular or seasonal, are those who in the November 15 pay period were paid for working at least the number of hours typically worked in a week by employees of the reporting establishment.

1948 CENSUS OF BUSINESS

RETAIL, WHOLESALE, SERVICE TRADES

U. S. DEPARTMENT OF COMMERCE
BUREAU OF THE CENSUS

PRELIMINARY

For Release May 15, 1950

Release Series BC-1P-04-053

TRINITY COUNTY, CALIF.

Retail and service establishments located in Trinity County, California, showed a substantial expansion in dollar volume of trade from 1939 to 1948 according to preliminary figures from the 1948 Census of Business released today by the Bureau of the Census, U. S. Department of Commerce.

Retail sales in the county during 1948 aggregated \$2.8 million, an increase of 250 percent over the \$0.8 million in 1939, when the preceding Census of Business was taken. The service trades included in the Census of Business recorded receipts totaling \$149,000 in 1948 compared with \$14,000 in 1939.

Employment in the county also rose over the 9-year period between 1939 and 1948 for the above trades. Establishments in these trades reported a combined total of 100 paid employees for the workweek ended nearest November 15, 1948. This compared with a total of 66 employees reported for the week of November 15, 1939.

These preliminary figures have been derived from a Census report on Trinity County, California. Final figures, superseding the preliminary data for Trinity County will be included in a Bulletin for the State of California to be issued in several months. Similar data will be made available this year in preliminary and final form for each of the counties and States. A single copy of the preliminary release for Trinity County as well as an order blank for other area releases may be obtained by writing to the Bureau of the Census, Washington 25, D. C.

Table 1.—CENSUS OF BUSINESS PRELIMINARY RESULTS FOR 1948, BY TRADE GROUP

TRINITY COUNTY, CALIF.

Trade group and kind of business	Number of establishments	1948 sales and receipts (Thousand dollars)	Active proprietors of unincorporated businesses Nov. 1948	Paid employees, workweek ended nearest Nov. 15, 1948	
				Total employees ¹	Full workweek employees
RETAIL TRADE, total.....	78	2,771	97	94	80
Food group.....	23	1,155	31	28	24
Eating and drinking places.....	26	589	32	34	30
Gasoline service stations.....	9	264	13	7	5
All other retail stores.....	20	763	21	25	21
^{2/}					
SELECTED SERVICE TRADES	14	149	16	6	5

^{1/} Includes employees paid for less than the full workweek.

^{2/} See General Description on last page for changes from the 1939 Census of Business in the coverage of Service Trades.

GENERAL DESCRIPTION OF PRELIMINARY RELEASES FOR THE 1948 CENSUS OF BUSINESS

This series of releases, of which one is planned for each county in the United States, presents preliminary results of the 1948 Census of Business. The information is based on reports submitted by business establishments for that Census. The figures shown are preliminary, and are subject to revision in the final Census publications, but the changes are expected to be relatively minor with respect to coverage. The final Census figures will be issued in a series of Business Census bulletins which will show additional detailed kind-of-business information for all places where there are a sufficient number of establishments.

The 1948 Census of Business was taken under the provision of the Act of June 19, 1948, which provides that the Business Census be taken for 1948 and for each fifth year thereafter. Previous Business Censuses were taken for the years 1929, 1933, 1935, and 1939.

Scope of the Census.—The 1948 Census of Business covered all establishments in the following trades, as defined by the Standard Industrial Classification Manual, May 1949 issue, of the Executive Office of the President: all retail trades; all wholesale trades; all service trades in the following four groups—personal services, business services, automobile repairs and services, and miscellaneous repair services; hotels; tourist courts and camps; and amusements, including motion picture theaters. Some important services not covered are radio broadcasting and television, medical and health, legal, educational, nonprofit, accounting, and domestic services.

This coverage is similar to that of the 1939 Business Census. However, "custom trades" and "services incidental to transportation," which are no longer included in the standard classification of the service trades, are not covered by the 1948 Census. In a number of localities, these exclusions as well as other changes in the standard classification may have a considerable effect in comparing

1948 with 1939 data, particularly with respect to establishment count.

Establishment definition.—For Census purposes, a business establishment is defined to include only enterprises conducted from a recognizable place of business, provided that the annual sales were in excess of \$5,000 for a wholesale trade establishment and \$500 for establishments in other trades. A detailed analysis of coverage will be provided in future Census of Business publications.

"Number of establishments" is the number of separate business locations, rather than the number of business companies or organizations, since the Census figures represent information reported separately for each business location or establishment. The establishment count reflects the number of places in business at the end of 1948 excluding administrative and executive offices of multiunit organizations, and "chain store" warehouses.

Sales and receipts.—"1948 sales and receipts" represents sales of merchandise and receipts from repairs and other services to customers. The figures reflect deductions for returned goods and allowances, but not for trade-in allowances; they exclude sales and excise taxes collected from customers and paid directly to any taxing agency.

Proprietors.—"Active proprietors..." represents owners and partners of unincorporated businesses who devoted the major portion of their time to the business in November 1948.

Employment.—"Number of paid employees..." represents all employees on the pay roll for the pay period ending nearest November 15, 1948. "Full workweek" employees, whether regular or seasonal, are those who in the November 15 pay period were paid for working at least the number of hours typically worked in a week by employees of the reporting establishment.

1948 CENSUS OF BUSINESS

RETAIL, WHOLESALE, SERVICE TRADES

U. S. DEPARTMENT OF COMMERCE
BUREAU OF THE CENSUS

PRELIMINARY

For Release May 15, 1950

Release Series BC-1P-04-054

TULARE COUNTY, CALIF.

Retail, wholesale, and service establishments located in Tulare County, California, showed a substantial expansion in dollar volume of trade from 1939 to 1948 according to preliminary figures from the 1948 Census of Business released today by the Bureau of the Census, U. S. Department of Commerce.

Retail sales in the county during 1948 aggregated \$131.7 million, an increase of 276 percent over the \$35.0 million in 1939, when the preceding Census of Business was taken. Wholesale sales in the county reached a total of \$90.4 million in 1948 as compared with \$19.1 million in 1939. The service trades included in the Census of Business recorded receipts totaling \$5.9 million in 1948 compared with \$1.5 million in 1939.

Employment in the county also rose over the 9-year period between 1939 and 1948 for the above trades. Establishments in these trades reported a combined total of 8,641 paid employees for the workweek ended nearest November 15, 1948. This compared with a total of 6,703 employees reported for the week of November 15, 1939.

These preliminary figures have been derived from a Census report on Tulare County, California, which also includes data for the cities of Dinuba, Exeter, Lindsay, Porterville, Tulare, and Visalia. Final figures, superseding the preliminary data for Tulare County, will be included in a Bulletin for the State of California to be issued in several months. Similar data will be made available this year in preliminary and final form for each of the counties and States. A single copy of the preliminary release for Tulare County as well as an order blank for other area releases may be obtained by writing to the Bureau of the Census, Washington 25, D. C.

Table 1.—CENSUS OF BUSINESS PRELIMINARY RESULTS FOR 1948, BY TRADE GROUP
TULARE COUNTY, CALIF.

Trade group and kind of business	Number of establishments	1948 sales and receipts (Thousand dollars)	Active proprietors of unincorporated businesses Nov. 1948	Paid employees, workweek ended nearest Nov. 15, 1948	
				Total employees ¹	Full workweek employees
RETAIL TRADE, total.....	1,640	131,722	1,707	5,467	4,602
Food group.....	436	34,305	476	681	554
Eating and drinking places.....	301	8,441	347	1,033	882
General merchandise grp, general stores	57	12,251	36	919	621
Apparel group.....	88	5,159	78	242	166
Furniture-home furnishgs-appliance grp	97	5,935	101	222	208
Automotive group.....	114	20,671	108	751	723
Gasoline service stations.....	204	6,496	224	244	197
Lumber-building-hardware group.....	108	19,513	91	776	739
Drug and proprietary stores.....	36	3,100	42	171	136
All other retail stores.....	199	15,851	204	428	376
WHOLESALE TRADE, total.....	192	90,370	137	2,478	x
Merchant wholesalers, total.....	73	13,997	64	328	x
Groceries, foods.....	15	3,713	11	63	x
Mach'y, equip't, industrial supplies	10	1,848	15	54	x
Automotive parts, accessories.....	17	1,906	12	76	x
All other merchant wholesalers.....	31	6,530	26	135	x
Assemblers of farm products.....	62	55,211	36	1,896	x
Other types of wholesale.....	57	21,162	37	254	x
SELECTED SERVICE TRADES, ^{2/} total.....	459	5,852	495	696	634
Personal services.....	241	2,950	247	442	407
Business services.....	16	147	15	26	21
Automotive repairs and services.....	124	1,740	141	144	131
Other repair services.....	78	1,015	92	84	75
HOTELS.....	29	960	21	135	122
TOURIST COURTS AND CAMPS.....	50	513	45	40	34
AMUSEMENTS.....	47	1,958	39	299	x

x Not available.

^{1/} Includes employees paid for less than the full workweek.

^{2/} See General Description on last page for changes from the 1939 Census of Business in the coverage of Service Trades.

Table 2.—CENSUS OF BUSINESS PRELIMINARY RESULTS FOR 1948 FOR CITIES OF 2,500 INHABITANTS OR MORE

TULARE COUNTY, CALIF.

(Data omitted for trade groups where necessary to avoid disclosure)

City and trade group ¹	Number of establishments	1948 sales and receipts (Thousand dollars)	Active proprietors of unincorporated businesses Nov. 1948	Paid employees, workweek ended nearest Nov. 15, 1948	
				Total employees ²	Full workweek employees
Dinuba:					
Retail trade.....	102	9,040	115	380	320
Selected service trades....	32	350	33	39	38
Exeter:					
Retail trade.....	73	6,115	68	290	251
Selected service trades....	17	241	16	25	23
Lindsay:					
Retail trade.....	86	5,852	90	251	198
Selected service trades....	24	266	27	27	24
Porterville:					
Retail trade.....	194	22,295	190	1,179	967
Wholesale trade.....	19	9,217	6	209	x
Selected service trades....	58	818	57	112	104
Tulare:					
Retail trade.....	215	26,413	220	1,110	954
Wholesale trade.....	31	7,694	27	150	x
Selected service trades....	67	1,141	74	164	142
Visalia:					
Retail trade.....	249	29,428	236	1,288	1,093
Wholesale trade.....	28	13,207	26	153	x
Selected service trades....	80	1,490	94	200	189
Hotels.....	6	63	6	6	6
Tourist courts and camps...	5	87	6	11	11
Remainder of county: ^{3/}					
Retail trade.....	721	32,579	788	969	819
Wholesale trade.....	114	60,252	78	1,966	x
Selected service trades....	181	1,546	194	129	114
Tourist courts and camps...	35	295	31	16	13

x Not available.

^{1/} See General Description on last page for changes from the 1939 Census of Business in the coverage of Service Trades.^{2/} Includes employees paid for less than the full workweek.^{3/} Includes figures for establishments, other than wholesale, not located in cities of 2,500 inhabitants or more, and wholesale establishments not located in cities of 5,000 inhabitants or more.

GENERAL DESCRIPTION OF PRELIMINARY RELEASES FOR THE 1948 CENSUS OF BUSINESS

This series of releases, of which one is planned for each county in the United States, presents preliminary results of the 1948 Census of Business. The information is based on reports submitted by business establishments for that Census. The figures shown are preliminary, and are subject to revision in the final Census publications, but the changes are expected to be relatively minor with respect to coverage. The final Census figures will be issued in a series of Business Census bulletins which will show additional detailed kind-of-business information for all places where there are a sufficient number of establishments.

The 1948 Census of Business was taken under the provision of the Act of June 19, 1948, which provides that the Business Census be taken for 1948 and for each fifth year thereafter. Previous Business Censuses were taken for the years 1929, 1933, 1935, and 1939.

Scope of the Census.—The 1948 Census of Business covered all establishments in the following trades, as defined by the Standard Industrial Classification Manual, May 1949 issue, of the Executive Office of the President: all retail trades; all wholesale trades; all service trades in the following four groups—personal services, business services, automobile repairs and services, and miscellaneous repair services; hotels; tourist courts and camps; and amusements, including motion picture theaters. Some important services not covered are radio broadcasting and television, medical and health, legal, educational, nonprofit, accounting, and domestic services.

This coverage is similar to that of the 1939 Business Census. However, "custom trades" and "services incidental to transportation," which are no longer included in the standard classification of the service trades, are not covered by the 1948 Census. In a number of localities, these exclusions as well as other changes in the standard classification may have a considerable effect in comparing

1948 with 1939 data, particularly with respect to establishment count.

Establishment definition.—For Census purposes, a business establishment is defined to include only enterprises conducted from a recognizable place of business, provided that the annual sales were in excess of \$5,000 for a wholesale trade establishment and \$500 for establishments in other trades. A detailed analysis of coverage will be provided in future Census of Business publications.

"Number of establishments" is the number of separate business locations, rather than the number of business companies or organizations, since the Census figures represent information reported separately for each business location or establishment. The establishment count reflects the number of places in business at the end of 1948 excluding administrative and executive offices of multiunit organizations, and "chain store" warehouses.

Sales and receipts.—"1948 sales and receipts" represents sales of merchandise and receipts from repairs and other services to customers. The figures reflect deductions for returned goods and allowances, but not for trade-in allowances; they exclude sales and excise taxes collected from customers and paid directly to any taxing agency.

Proprietors.—"Active proprietors..." represents owners and partners of unincorporated businesses who devoted the major portion of their time to the business in November 1948.

Employment.—"Number of paid employees..." represents all employees on the pay roll for the pay period ending nearest November 15, 1948. "Full workweek" employees, whether regular or seasonal, are those who in the November 15 pay period were paid for working at least the number of hours typically worked in a week by employees of the reporting establishment.

1948 CENSUS OF BUSINESS

RETAIL, WHOLESALE, SERVICE TRADES

U. S. DEPARTMENT OF COMMERCE
BUREAU OF THE CENSUS

PRELIMINARY

For Release May 15, 1950

Release Series BC-1P-04-055

TUOLUMNE COUNTY, CALIF.

Retail, wholesale, and service establishments located in Tuolumne County, California, showed a substantial expansion in dollar volume of trade from 1939 to 1948 according to preliminary figures from the 1948 Census of Business released today by the Bureau of the Census, U. S. Department of Commerce.

Retail sales in the county during 1948 aggregated \$12.6 million, an increase of 147 percent over the \$5.1 million in 1939, when the preceding Census of Business was taken. Wholesale sales in the county reached a total of \$2.6 million in 1948 as compared with \$1.2 million in 1939. The service trades included in the Census of Business recorded receipts totaling \$547,000 in 1948 compared with \$215,000 in 1939.

Employment in the county also rose over the 9-year period between 1939 and 1948 for the above trades. Establishments in these trades reported a combined total of 675 paid employees for the workweek ended nearest November 15, 1948. This compared with a total of 505 employees reported for the week of November 15, 1939.

These preliminary figures have been derived from a Census report on Tuolumne County, California. Final figures, superseding the preliminary data for Tuolumne County, will be included in a Bulletin for the State of California to be issued in several months. Similar data will be made available this year in preliminary and final form for each of the counties and States. A single copy of the preliminary release for Tuolumne County as well as an order blank for other area releases may be obtained by writing to the Bureau of the Census, Washington 25, D. C.

Table 1.—CENSUS OF BUSINESS PRELIMINARY RESULTS FOR 1948, BY TRADE GROUP
TUOLUMNE COUNTY, CALIF.

Trade group and kind of business	Number of establishments	1948 sales and receipts (Thousand dollars)	Active proprietors of unincorporated businesses Nov. 1948	Paid employees, workweek ended nearest Nov. 15, 1948	
				Total employees ¹	Full workweek employees
RETAIL TRADE, total.....	208	12,586	241	552	452
Food group.....	35	3,448	44	102	83
Eating and drinking places.....	69	1,695	91	179	145
General merchandise grp, general stores.....	5	612	3	42	27
Apparel group.....	12	519	13	24	17
Furniture-home furnishgs-appliance grp.....	9	529	11	14	13
Automotive group.....	12	2,532	12	82	73
Gasoline service stations.....	26	795	29	17	10
Lumber-building-hardware group.....	11	1,297	9	49	48
Drug and proprietary stores.....	6	392	8	12	10
All other retail stores.....	23	767	21	31	26
WHOLESALE TRADE.....	17	2,570	7	50	x
SELECTED SERVICE TRADES, ^{2/} total.....	42	547	42	73	70
Personal services.....	23	326	22	59	56
All other service trades.....	19	221	20	14	14
HOTELS.....	17	664	21	48	41
TOURIST COURTS AND CAMPS.....	12	74	10	8	6
AMUSEMENTS.....	6	157	5	26	x

x Not available.

^{1/} Includes employees paid for less than the full workweek.

^{2/} See General Description on this page for changes from the 1939 Census of Business in the coverage of Service Trades.

GENERAL DESCRIPTION OF PRELIMINARY RELEASES FOR THE 1948 CENSUS OF BUSINESS

This series of releases, of which one is planned for each county in the United States, presents preliminary results of the 1948 Census of Business. The information is based on reports submitted by business establishments for that Census. The figures shown are preliminary, and are subject to revision in the final Census publications, but the changes are expected to be relatively minor with respect to coverage. The final Census figures will be issued in a series of Business Census bulletins which will show additional detailed kind-of-business information for all places where there are a sufficient number of establishments.

The 1948 Census of Business was taken under the provision of the Act of June 19, 1948, which provides that the Business Census be taken for 1948 and for each fifth year thereafter. Previous Business Censuses were taken for the years 1929, 1933, 1935, and 1939.

Scope of the Census.—The 1948 Census of Business covered all establishments in the following trades, as defined by the Standard Industrial Classification Manual, May 1949 issue, of the Executive Office of the President: all retail trades; all wholesale trades; all service trades in the following four groups—personal services, business services, automobile repairs and services, and miscellaneous repair services; hotels; tourist courts and camps; and amusements, including motion picture theaters. Some important services not covered are radio broadcasting and television, medical and health, legal, educational, nonprofit, accounting, and domestic services.

This coverage is similar to that of the 1939 Business Census. However, "custom trades" and "services incidental to transportation," which are no longer included in the standard classification of the service trades, are not covered by the 1948 Census. In a number of localities, these exclusions as well as

other changes in the standard classification may have a considerable effect in comparing 1948 with 1939 data, particularly with respect to establishment count.

Establishment definition.—For Census purposes, a business establishment is defined to include only enterprises conducted from a recognizable place of business, provided that the annual sales were in excess of \$5,000 for a wholesale trade establishment and \$500 for establishments in other trades. A detailed analysis of coverage will be provided in future Census of Business publications.

"Number of establishments" is the number of separate business locations, rather than the number of business companies or organizations, since the Census figures represent information reported separately for each business location or establishment. The establishment count reflects the number of places in business at the end of 1948 excluding administrative and executive offices of multinational organizations, and "chain store" warehouses.

Sales and receipts.—"1948 sales and receipts" represents sales of merchandise and receipts from repairs and other services to customers. The figures reflect deductions for returned goods and allowances, but not for trade-in allowances; they exclude sales and excise taxes collected from customers and paid directly to any taxing agency.

Proprietors.—"Active proprietors..." represents owners and partners of unincorporated businesses who devoted the major portion of their time to the business in November 1948.

Employment.—"Number of paid employees..." represents all employees on the pay roll for the pay period ending nearest November 15, 1948. "Full workweek" employees, whether regular or seasonal, are those who in the November 15 pay period were paid for working at least the number of hours typically worked in a week by employees of the reporting establishment.

1948 CENSUS OF BUSINESS

RETAIL, WHOLESALE, SERVICE TRADES

U. S. DEPARTMENT OF COMMERCE
BUREAU OF THE CENSUS

PRELIMINARY

For Release May 15, 1950

Release Series BC-1P-04-056

VENTURA COUNTY, CALIF.

Retail, wholesale, and service establishments located in Ventura County, California, showed a substantial expansion in dollar volume of trade from 1939 to 1948 according to preliminary figures from the 1948 Census of Business released today by the Bureau of the Census, U. S. Department of Commerce.

Retail sales in the county during 1948 aggregated \$97.4 million, an increase of 273 percent over the \$26.1 million in 1939, when the preceding Census of Business was taken. Wholesale sales in the county reached a total of \$77.4 million in 1948 as compared with \$28.1 million in 1939. The service trades included in the Census of Business recorded receipts totaling \$7.2 million in 1948 compared with \$1.5 million in 1939.

Employment in the county also rose over the 9-year period between 1939 and 1948 for the above trades. Establishments in these trades reported a combined total of 8,784 paid employees for the workweek ended nearest November 15, 1948. This compared with a total of 6,106 employees reported for the week of November 15, 1939.

These preliminary figures have been derived from a Census report on Ventura County, California, which also includes data for the cities of Fillmore, Oxnard, San Buenaventura, and Santa Paula. Final figures, superseding the preliminary data for Ventura County, will be included in a Bulletin for the State of California to be issued in several months. Similar data will be made available this year in preliminary and final form for each of the counties and States. A single copy of the preliminary release for Ventura County as well as an order blank for other area releases may be obtained by writing to the Bureau of the Census, Washington 25, D. C.

Table 1.—CENSUS OF BUSINESS PRELIMINARY RESULTS FOR 1948, BY TRADE GROUP
VENTURA COUNTY, CALIF.

Trade group and kind of business	Number of establishments	1948 sales and receipts (Thousand dollars)	Active proprietors of unincorporated businesses Nov. 1948	Paid employees, workweek ended nearest Nov. 15, 1948	
				Total employees ¹	Full workweek employees
RETAIL TRADE, total.....	1,351	97,422	1,402	4,364	3,611
Food group.....	273	26,602	298	639	518
Eating and drinking places.....	294	7,375	311	942	760
General merchandise grp, general stores	51	8,065	34	675	526
Apparel group.....	91	5,470	90	295	236
Furniture-home furnishgs-appliance grp	101	4,581	106	200	156
Automotive group.....	85	16,946	87	587	562
Gasoline service stations.....	153	5,562	153	203	156
Lumber-building-hardware group.....	83	12,876	88	478	425
Drug and proprietary stores.....	35	2,831	36	132	112
All other retail stores.....	185	7,114	199	213	160
WHOLESALE TRADE, total.....	144	77,364	82	3,559	x
Merchant wholesalers, total.....	58	16,507	43	297	x
Groceries, foods.....	14	5,182	11	108	x
Mach'y, equip't, industrial supplies.	12	4,119	6	27	x
Automotive parts, accessories.....	12	1,336	6	78	x
All other merchant wholesalers.....	20	5,870	20	84	x
Petroleum bulk plants, terminals.....	43	8,513	34	72	x
Assemblers of farm products.....	30	48,687	2	3,145	x
Other types of wholesale.....	13	3,657	3	45	x
SELECTED SERVICE TRADES, ^{2/} total.....	426	7,171	443	861	758
Personal services.....	238	3,150	248	480	433
Business services.....	34	792	33	110	82
Automotive repairs and services.....	79	1,194	88	91	78
Other repair services.....	75	2,035	74	180	165
HOTELS.....		Data withheld to avoid disclosure			
TOURIST COURTS AND CAMPS.....	32	415	34	61	53
AMUSEMENTS.....	37	1,452	33	203	x

x Not available.

^{1/} Includes employees paid for less than the full workweek.

^{2/} See General Description on last page for changes from the 1939 Census of Business in the coverage of Service Trades.

Table 2.—CENSUS OF BUSINESS PRELIMINARY RESULTS FOR 1948 FOR CITIES OF 2,500 INHABITANTS OR MORE
VENTURA COUNTY, CALIF.

(Data omitted for trade groups where necessary to avoid disclosure)

City and trade group ¹	Number of establishments	1948 sales and receipts (Thousand dollars)	Active proprietors of unincorporated businesses Nov. 1948	Paid employees, workweek ended nearest Nov. 15, 1948	
				Total employees ²	Full workweek employees
Fillmore:					
Retail trade.....	89	5,243	95	201	150
Selected service trades...	23	232	23	18	16
Oxnard:					
Retail trade.....	291	24,739	298	1,067	905
Wholesale trade.....	24	27,934	10	574	x
Selected service trades...	86	1,232	94	184	163
San Buenaventura:					
Retail trade.....	347	37,465	366	1,868	1,627
Wholesale trade.....	42	11,374	34	188	x
Selected service trades...	130	2,623	141	328	287
Hotels.....	19	516	15	99	89
Tourist courts and camps..	11	185	13	20	13
Santa Paula:					
Retail trade.....	161	11,598	161	490	398
Wholesale trade.....	13	7,129	7	831	x
Selected service trades...	53	750	52	104	93
Remainder of county: ^{3/}					
Retail trade.....	463	18,377	482	738	531
Wholesale trade.....	65	30,927	31	1,966	x
Selected service trades...	134	2,334	133	227	199

- x Not available.
- 1/ See General Description on this page for changes from the 1939 Census of Business in the coverage of Service Trades.
- 2/ Includes employees paid for less than the full workweek.
- 3/ Includes figures for establishments, other than wholesale, not located in cities of 2,500 inhabitants or more, and wholesale establishments not located in cities of 5,000 inhabitants or more.

GENERAL DESCRIPTION OF PRELIMINARY RELEASES FOR THE 1948 CENSUS OF BUSINESS

This series of releases, of which one is planned for each county in the United States, presents preliminary results of the 1948 Census of Business. The information is based on reports submitted by business establishments for that Census. The figures shown are preliminary, and are subject to revision in the final Census publications, but the changes are expected to be relatively minor with respect to coverage. The final Census figures will be issued in a series of Business Census bulletins which will show additional detailed kind-of-business information for all places where there are a sufficient number of establishments.

The 1948 Census of Business was taken under the provision of the Act of June 19, 1948, which provides that the Business Census be taken for 1948 and for each fifth year thereafter. Previous Business Censuses were taken for the years 1929, 1933, 1935, and 1939.

Scope of the Census.—The 1948 Census of Business covered all establishments in the following trades, as defined by the Standard Industrial Classification Manual, May 1949 issue, of the Executive Office of the President: all retail trades; all wholesale trades; all service trades in the following four groups—personal services, business services, automobile repairs and services, and miscellaneous repair services; hotels; tourist courts and camps; and amusements, including motion picture theaters. Some important services not covered are radio broadcasting and television, medical and health, legal, educational, nonprofit, accounting, and domestic services.

This coverage is similar to that of the 1939 Business Censuses. However, "custom trades" and "services incidental to transportation," which are no longer included in the standard classification of the service trades, are not covered by the 1948 Census. In a number of localities, these exclusions as well as

other changes in the standard classification may have a considerable effect in comparing 1948 with 1939 data, particularly with respect to establishment count.


Establishment definition.—For Census purposes, a business establishment is defined to include only enterprises conducted from a recognizable place of business, provided that the annual sales were in excess of \$5,000 for a wholesale trade establishment and \$500 for establishments in other trades. A detailed analysis of coverage will be provided in future Censuses of Business publications.

"Number of establishments" is the number of separate business locations, rather than the number of business companies or organizations, since the Census figures represent information reported separately for each business location or establishment. The establishment count reflects the number of places in business at the end of 1948 excluding administrative and executive offices of multiunit organizations, and "chain store" warehouses.

Sales and receipts.—"1948 sales and receipts" represents sales of merchandise and receipts from repairs and other services to customers. The figures reflect deductions for returned goods and allowances, but not for trade-in allowances; they exclude sales and excise taxes collected from customers and paid directly to any taxing agency.

Proprietors.—"Active proprietors..." represents owners and partners of unincorporated businesses who devoted the major portion of their time to the business in November 1948.

Employment.—"Number of paid employees..." represents all employees on the pay roll for the pay period ending nearest November 15, 1948. "Full workweek" employees, whether regular or seasonal, are those who in the November 15 pay period were paid for working at least the number of hours typically worked in a week by employees of the reporting establishment.



F
F
t
F
C
i
c
y
c
r
=
R
W
S
T
x
1
2

1948 CENSUS OF BUSINESS

RETAIL, WHOLESALE, SERVICE TRADES

U. S. DEPARTMENT OF COMMERCE
BUREAU OF THE CENSUS

PRELIMINARY

For Release May 15, 1950

Release Series BC-1P-04-057

YOLO COUNTY, CALIF.

Retail, wholesale, and service establishments located in Yolo County, California, showed a substantial expansion in dollar volume of trade from 1939 to 1948 according to preliminary figures from the 1948 Census of Business released today by the Bureau of the Census, U. S. Department of Commerce.

Retail sales in the county during 1948 aggregated \$33.7 million, an increase of 237 percent over the \$10.0 million in 1939, when the preceding Census of Business was taken. Wholesale sales in the county reached a total of \$28.9 million in 1948 as compared with \$7.8 million in 1939. The service trades included in the Census of Business recorded receipts totaling \$1.7 million in 1948 compared with \$0.6 million in 1939.

Employment in the county also rose over the 9-year period between 1939 and 1948 for the above trades. Establishments in these trades reported a combined total of 2,009 paid employees for the workweek ended nearest November 15, 1948. This compared with a total of 1,149 employees reported for the week of November 15, 1939.

These preliminary figures have been derived from a Census report on Yolo County, California, which also includes data for the city of Woodland. Final figures, superseding the preliminary data for Yolo County, will be included in a Bulletin for the State of California to be issued in several months. Similar data will be made available this year in preliminary and final form for each of the counties and States. A single copy of the preliminary release for Yolo County as well as an order blank for other area releases may be obtained by writing to the Bureau of the Census, Washington 25, D. C.

Table 1.—CENSUS OF BUSINESS PRELIMINARY RESULTS FOR 1948, BY TRADE GROUP
YOLO COUNTY, CALIF.

Trade group and kind of business	Number of establishments	1948 sales and receipts (Thousand dollars)	Active proprietors of unincorporated businesses Nov. 1948	Paid employees, workweek ended nearest Nov. 15, 1948	
				Total employees ¹	Full workweek employees
RETAIL TRADE, total.....	406	33,724	436	1,402	1,215
Food group.....	75	10,590	92	252	230
Eating and drinking places.....	106	3,178	126	358	306
General merchandise grp, general stores	17	2,265	10	116	93
Apparel group.....	18	1,426	23	52	43
Furniture-home furnishgs-appliance grp	16	802	18	26	21
Automotive group.....	36	6,478	34	249	226
Gasoline service stations.....	61	2,541	61	88	58
Lumber-building-hardware group.....	27	3,287	27	103	99
Drug and proprietary stores.....	13	1,414	11	75	68
All other retail stores.....	37	1,743	34	83	71
WHOLESALE TRADE, total.....	49	28,943	43	387	x
Merchant wholesalers.....	17	13,915	14	230	x
Other types of wholesale.....	32	15,028	29	157	x
SELECTED SERVICE TRADES, ^{2/} total.....	118	1,708	123	220	194
Personal services.....	63	894	61	158	139
All other service trades.....	55	814	62	62	55
TOURIST COURTS AND CAMPS.....	31	535	42	62	48

x Not available.

^{1/} Includes employees paid for less than the full workweek.

^{2/} See General Description on last page for changes from the 1939 Census of Business in the coverage of Service Trades.

Table 2.—CENSUS OF BUSINESS PRELIMINARY RESULTS FOR 1948 FOR CITIES OF 2,500 INHABITANTS OR MORE
YOLO COUNTY, CALIF.

(Data omitted for trade groups where necessary to avoid disclosure)

City and trade group ¹	Number of establishments	1948 sales and receipts (Thousand dollars)	Active proprietors of unincorporated businesses Nov. 1948	Paid employees, workweek ended nearest Nov. 15, 1948	
				Total employees ²	Full workweek employees
Woodland:					
Retail trade.....	153	18,270	169	831	741
Wholesale trade.....	22	16,662	23	247	x
Selected service trades....	61	974	67	148	127
Remainder of county:					
Retail trade.....	253	15,454	267	571	474
Wholesale trade.....	27	12,281	20	140	x
Selected service trades....	57	734	56	72	67

x Not available.

1/ See General Description on this page for changes from the 1939 Census of Business in the coverage of Service Trades.

2/ Includes employees paid for less than the full workweek.

GENERAL DESCRIPTION OF PRELIMINARY RELEASES FOR THE 1948 CENSUS OF BUSINESS

This series of releases, of which one is planned for each county in the United States, presents preliminary results of the 1948 Census of Business. The information is based on reports submitted by business establishments for that Census. The figures shown are preliminary, and are subject to revision in the final Census publications, but the changes are expected to be relatively minor with respect to coverage. The final Census figures will be issued in a series of Business Census bulletins which will show additional detailed kind-of-business information for all places where there are a sufficient number of establishments.

The 1948 Census of Business was taken under the provision of the Act of June 19, 1948, which provides that the Business Census be taken for 1948 and for each fifth year thereafter. Previous Business Censuses were taken for the years 1929, 1933, 1935, and 1939.

Scope of the Census.—The 1948 Census of Business covered all establishments in the following trades, as defined by the Standard Industrial Classification Manual, May 1949 issue, of the Executive Office of the President: all retail trades; all wholesale trades; all service trades in the following four groups—personal services, business services, automobile repairs and services, and miscellaneous repair services; hotels; tourist courts and camps; and amusements, including motion picture theaters. Some important services not covered are radio broadcasting and television, medical and health, legal, educational, nonprofit, accounting, and domestic services.

This coverage is similar to that of the 1939 Business Census. However, "custom trades" and "services incidental to transportation," which are no longer included in the standard classification of the service trades, are not covered by the 1948 Census. In a number of localities, these exclusions as well as

other changes in the standard classification may have a considerable effect in comparing 1948 with 1939 data, particularly with respect to establishment count.

Establishment definition.—For Census purposes, a business establishment is defined to include only enterprises conducted from a recognizable place of business, provided that the annual sales were in excess of \$5,000 for a wholesale trade establishment and \$500 for establishments in other trades. A detailed analysis of coverage will be provided in future Census of Business publications.

"Number of establishments" is the number of separate business locations, rather than the number of business companies or organizations, since the Census figures represent information reported separately for each business location or establishment. The establishment count reflects the number of places in business at the end of 1948 excluding administrative and executive offices of multiunit organizations, and "chain store" warehouses.

Sales and receipts.—"1948 sales and receipts" represents sales of merchandise and receipts from repairs and other services to customers. The figures reflect deductions for returned goods and allowances, but not for trade-in allowances; they exclude sales and excise taxes collected from customers and paid directly to any taxing agency.

Proprietors.—"Active proprietors..." represents owners and partners of unincorporated businesses who devoted the major portion of their time to the business in November 1948.

Employment.—"Number of paid employees..." represents all employees on the pay roll for the pay period ending nearest November 15, 1948. "Full workweek" employees, whether regular or seasonal, are those who in the November 15 pay period were paid for working at least the number of hours typically worked in a week by employees of the reporting establishment.

1948 CENSUS OF BUSINESS

RETAIL, WHOLESALE, SERVICE TRADES

U. S. DEPARTMENT OF COMMERCE
BUREAU OF THE CENSUS

PRELIMINARY

For Release May 15, 1950

Release Series BC-1P-04--058

YUBA COUNTY, CALIF.

Retail, wholesale, and service establishments located in Yuba County, California, showed a substantial expansion in dollar volume of trade from 1939 to 1948 according to preliminary figures from the 1948 Census of Business released today by the Bureau of the Census, U. S. Department of Commerce.

Retail sales in the county during 1948 aggregated \$37.5 million, an increase of 223 percent over the \$11.6 million in 1939, when the preceding Census of Business was taken. Wholesale sales in the county reached a total of \$15.2 million in 1948 as compared with \$2.5 million in 1939. The service trades included in the Census of Business recorded receipts totaling \$1.8 million in 1948 compared with \$0.6 million in 1939.

Employment in the county also rose over the 9-year period between 1939 and 1948 for the above trades. Establishments in these trades reported a combined total of 2,131 paid employees for the workweek ended nearest November 15, 1948. This compared with a total of 1,275 employees reported for the week of November 15, 1939.

These preliminary figures have been derived from a Census report on Yuba County, California, which also includes data for the city of Marysville. Final figures, superseding the preliminary data for Yuba County, will be included in a Bulletin for the State of California to be issued in several months. Similar data will be made available this year in preliminary and final form for each of the counties and States. A single copy of the preliminary release for Yuba County as well as an order blank for other area releases may be obtained by writing to the Bureau of the Census, Washington 25, D. C.

Table 1.—CENSUS OF BUSINESS PRELIMINARY RESULTS FOR 1948, BY TRADE GROUP
YUBA COUNTY, CALIF.

Trade group and kind of business	Number of establishments	1948 sales and receipts (Thousand dollars)	Active proprietors of unincorporated businesses Nov. 1948	Paid employees, workweek ended nearest Nov. 15, 1948	
				Total employees ¹	Full workweek employees
RETAIL TRADE, total.....	394	37,506	442	1,654	1,459
Food group.....	77	7,340	93	126	100
Eating and drinking places.....	115	3,700	141	456	391
General merchandise grp, general stores	9	2,522	2	232	184
Apparel group.....	26	2,713	20	118	107
Furniture-home furnishgs-appliance grp	22	1,564	25	72	66
Automotive group.....	29	7,507	26	217	208
Gasoline service stations.....	41	1,579	43	50	44
Lumber-building-hardware group.....	21	5,657	23	210	205
Drug and proprietary stores.....	9	944	11	48	42
All other retail stores.....	45	2,980	58	124	112
WHOLESALE TRADE, total.....	39	15,166	34	256	x
Merchant wholesalers.....	28	9,513	26	200	x
Other types of wholesale.....	11	5,653	8	56	x
SELECTED SERVICE TRADES, ² /total.....	106	1,790	118	221	198
Personal services.....	60	738	63	129	112
All other service Trades.....	46	1,052	55	92	86

x Not available.

¹/ Includes employees paid for less than the full workweek.

²/ See General Description on last page for changes from the 1939 Census of Business in the coverage of Service Trades.

Table 2.—CENSUS OF BUSINESS PRELIMINARY RESULTS FOR 1948 FOR CITIES OF 2,500 INHABITANTS OR MORE
YUBA COUNTY, CALIF.

(Data omitted for trade groups where necessary to avoid disclosure)

City and trade group ¹	Number of establishments	1948 sales and receipts (Thousand dollars)	Active proprietors of unincorporated businesses Nov. 1948	Paid employees, workweek ended nearest Nov. 15, 1948	
				Total employees ²	Full workweek employees
Marysville:					
Retail trade.....	260	33,005	284	1,487	1,331
Wholesale trade.....	33	12,892	28	251	x
Selected service trades...	81	1,667	87	217	195
Remainder of county:					
Retail trade.....	134	4,501	158	167	128
Wholesale trade.....	6	2,274	6	5	x
Selected service trades...	25	123	31	4	3

x Not available.

1/ See General Description on this page for changes from the 1939 Census of Business in the coverage of Service Trades.

2/ Includes employees paid for less than the full workweek.

GENERAL DESCRIPTION OF PRELIMINARY RELEASES FOR THE 1948 CENSUS OF BUSINESS

This series of releases, of which one is planned for each county in the United States, presents preliminary results of the 1948 Census of Business. The information is based on reports submitted by business establishments for that Census. The figures shown are preliminary, and are subject to revision in the final Census publications, but the changes are expected to be relatively minor with respect to coverage. The final Census figures will be issued in a series of Business Census bulletins which will show additional detailed kind-of-business information for all places where there are a sufficient number of establishments.

The 1948 Census of Business was taken under the provision of the Act of June 19, 1948, which provides that the Business Census be taken for 1948 and for each fifth year thereafter. Previous Business Censuses were taken for the years 1929, 1933, 1935, and 1939.

Scope of the Census.—The 1948 Census of Business covered all establishments in the following trades, as defined by the Standard Industrial Classification Manual, May 1949 issue, of the Executive Office of the President: all retail trades; all wholesale trades; all service trades in the following four groups—personal services, business services, automobile repairs and services, and miscellaneous repair services; hotels; tourist courts and camps; and amusements, including motion picture theaters. Some important services not covered are radio broadcasting and television, medical and health, legal, educational, nonprofit, accounting, and domestic services.

This coverage is similar to that of the 1939 Business Census. However, "custom trades" and "services incidental to transportation," which are no longer included in the standard classification of the service trades, are not covered by the 1948 Census. In a number of localities, these exclusions as well as

other changes in the standard classification may have a considerable effect in comparing 1948 with 1939 data, particularly with respect to establishment count.

Establishment definition.—For Census purposes, a business establishment is defined to include only enterprises conducted from a recognizable place of business, provided that the annual sales were in excess of \$5,000 for a wholesale trade establishment and \$500 for establishments in other trades. A detailed analysis of coverage will be provided in future Census of Business publications.

"Number of establishments" is the number of separate business locations, rather than the number of business companies or organizations, since the Census figures represent information reported separately for each business location or establishment. The establishment count reflects the number of places in business at the end of 1948 excluding administrative and executive offices of multiunit organizations, and "chain store" warehouses.

Sales and receipts.—"1948 sales and receipts" represents sales of merchandise and receipts from repairs and other services to customers. The figures reflect deductions for returned goods and allowances, but not for trade-in allowances; they exclude sales and excise taxes collected from customers and paid directly to any taxing agency.

Proprietors.—"Active proprietors..." represents owners and partners of unincorporated businesses who devoted the major portion of their time to the business in November 1948.

Employment.—"Number of paid employees..." represents all employees on the pay roll for the pay period ending nearest November 15, 1948. "Full workweek" employees, whether regular or seasonal, are those who in the November 15 pay period were paid for working at least the number of hours typically worked in a week by employees of the reporting establishment.






COLORADO

counties

COLORADO

1. Adams
2. Alamosa
3. Arapahoe
4. Archuleta
5. Baca
6. Bent
7. Boulder
8. Chaffee
9. Cheyenne
10. Clear Creek
11. Conejos
12. Costilla
13. Crowley
14. Custer
15. Delta
16. Denver
17. Dolores
18. Douglas
19. Eagle
20. Elbert
21. El Paso
22. Fremont
23. Garfield
24. Gilpin
25. Grand
26. Gunnison
27. Hinsdale
28. Huerfano
29. Jackson
30. Jefferson
31. Kiowa
32. Kit Carson
33. Lake
34. La Plata
35. Larimer
36. Las Animas
37. Lincoln
38. Logan
39. Mesa
40. Mineral
41. Moffat
42. Montezuma
43. Montrose
44. Morgan
45. Otero
46. Ouray
47. Park
48. Phillips
49. Pitkin
50. Prowers
51. Pueblo
52. Rio Blanco
53. Rio Grande
54. Routt
55. Saguache
56. San Juan
57. San Miguel
58. Sedgwick
59. Summit
60. Teller
61. Washington
62. Weld
63. Yuma



1948 CENSUS OF BUSINESS

RETAIL, WHOLESALE, SERVICE TRADES

U. S. DEPARTMENT OF COMMERCE
BUREAU OF THE CENSUS

PRELIMINARY

For Release May 22, 1950

Release Series BC-1P-05-000

COLORADO

Retail, wholesale, and service establishments located in Colorado showed a substantial expansion in dollar volume of trade from 1939 to 1948 according to preliminary figures from the 1948 Census of Business released today by the Bureau of the Census, U. S. Department of Commerce.

Retail sales in the State during 1948 aggregated \$1,252,600,000, an increase of 206 percent over the \$409,100,000 sales in 1939, when the preceding Census of Business was taken. Wholesale sales volume in the State showed a 267 percent rise over the same period, reaching a total of \$1,595,300,000 in 1948 as compared with \$435,100,000 in 1939. The service trades included in the Census of Business reported receipts totaling \$71,900,000 in 1948 compared with \$24,600,000 in 1939. Hotel receipts moved from \$9,100,000 in 1939 to \$23,900,000 in 1948. Amusement businesses in the State recorded receipts of \$17,900,000 in 1948 compared with \$6,800,000 in 1939.

Employment in the State also rose over the 9-year period between 1939 and 1948 for the trades covered by the Census of Business. Retail trade establishments reported 66,795 paid employees for the workweek ended nearest November 15, 1948. Of these, 54,435 worked the full week, and the remainder part of the week. The comparable total and full workweek figures for 1939 were 46,616 and 38,314. Wholesale trade establishments reported a total of 24,688 full- and part-week employees for the week of November 15, 1948, compared with 14,562 for the same week in 1939. For the selected service trades, November 15, 1948, paid employees numbered 11,904; the comparable figure for 1939, adjusted for change in scope between the two Censuses, was 8,824.

These preliminary figures have been compiled from similar releases being made available for each county in Colorado. Final figures, superseding the preliminary data for Colorado, will be included in a State Bulletin to be issued in several months. Similar data will be made available in preliminary and final form for each of the States.

A single copy of the preliminary release for the State of Colorado as well as an order blank for other area releases may be obtained by writing to the Bureau of the Census, Washington 25, D. C.

91466

Table 1.—CENSUS OF BUSINESS PRELIMINARY RESULTS FOR 1948, BY TRADE GROUP

COLORADO

Trade group and kind of business	Number of establishments	1948 sales and receipts (Thousand dollars)	Active proprietors of unincorporated businesses Nov. 1948	Paid employees, workweek ended nearest Nov. 15, 1948	
				Total employees ¹	Full workweek employees
RETAIL TRADE, total.....	15,354	1,252,585	15,943	66,795	54,435
Food group.....	3,272	260,438	3,553	7,881	5,735
Eating and drinking places.....	2,684	88,196	3,097	13,144	10,521
General merchandise grp, general stores.	563	186,416	477	13,628	10,667
Apparel group.....	785	66,600	724	4,227	3,351
Furniture-home furnishgs-appliance grp.	782	62,078	782	3,329	3,027
Automotive group.....	1,038	216,385	1,039	7,239	6,917
Gasoline service stations.....	2,119	78,305	2,226	3,134	2,362
Lumber-building-hardware group.....	1,123	138,036	1,004	5,543	4,898
Drug and proprietary stores.....	597	51,027	584	3,553	2,784
All other retail stores.....	2,391	105,104	2,457	5,117	4,173
WHOLESALE TRADE, total.....	2,638	1,595,345	1,824	24,688	x
Merchant wholesalers.....	1,283	633,355	985	15,294	x
Groceries, confectionery, meat.....	151	92,425	137	1,805	x
Farm products, edible.....	170	56,969	218	1,430	x
Tobacco.....	29	26,228	19	393	x
Furniture, home furnishings.....	27	12,047	14	639	x
Automotive supplies.....	164	45,649	88	2,023	x
Electrical merchandise.....	47	35,179	29	713	x
Hardware, plumbing, heating.....	51	30,649	20	813	x
Lumber, construction materials.....	49	44,229	33	1,081	x
Mach'y, equip't, industrial supplies.	218	72,391	114	2,188	x
All other merchant wholesalers.....	377	217,589	313	4,209	x
Manufact'rs' sales branches, offices...	248	350,558	11	4,844	x
Petroleum bulk plants, terminals.....	472	98,069	431	983	x
Agents, brokers (merchandise).....	261	332,751	239	1,090	x
Assemblers of farm products.....	374	180,612	158	2,477	x
SELECTED SERVICE TRADES, total.....	5,082	71,885	5,336	11,904	10,367
Personal services.....	2,935	36,961	3,075	7,604	6,861
Business services.....	335	8,546	320	1,709	1,177
Automotive repairs and services.....	1,062	18,549	1,152	1,813	1,637
Other repairs and services.....	750	7,829	789	778	692
HOTELS,.....	644	23,908	662	4,167	3,655
TOURIST COURTS AND CAMPS, total.....	1,028	7,537	1,155	362	281
AMUSEMENTS,.....	501	17,925	378	2,557	x

x Not available.

¹/ Includes employees paid for less than the full workweek.

1948 CENSUS OF BUSINESS

RETAIL, WHOLESALE, SERVICE TRADES

U. S. DEPARTMENT OF COMMERCE
BUREAU OF THE CENSUS

PRELIMINARY

For Release May 1, 1950

Release Series BC-1P- 05-001

ADAMS COUNTY, COLO.

Retail, wholesale, and service establishments located in Adams County, Colorado, showed a substantial expansion in dollar volume of trade from 1939 to 1948 according to preliminary figures from the 1948 Census of Business released today by the Bureau of the Census, U. S. Department of Commerce.

Retail sales in the county during 1948 aggregated \$18.3 million, an increase of 369 percent over the \$3.9 million in 1939, when the preceding Census of Business was taken. Wholesale sales in the county reached a total of \$12.5 million in 1948 as compared with \$2.6 million in 1939. The service trades included in the Census of Business recorded receipts totaling \$606,000 in 1948 compared with \$242,000 in 1939.

Employment in the county also rose over the 9-year period between 1939 and 1948 for the above trades. Establishments in these trades reported a combined total of 1,158 paid employees for the workweek ended nearest November 15, 1948. This compared with a total of 506 employees reported for the week of November 15, 1939.

These preliminary figures have been derived from a Census report on Adams County, Colorado, which also includes data for the city of Brighton and the part of the city of Aurora located in Adams County. Final figures, superseding the preliminary data for Adams County, will be included in a Bulletin for the State of Colorado to be issued in several months. Similar data will be made available this year in preliminary and final form for each of the counties and States. A single copy of the preliminary release for Adams County as well as an order blank for other area releases may be obtained by writing to the Bureau of the Census, Washington 25, D. C.

Table 1.—CENSUS OF BUSINESS PRELIMINARY RESULTS FOR 1948, BY TRADE GROUP

ADAMS COUNTY, COLO.

Trade group and kind of business	Number of establishments	1948 sales and receipts (Thousand dollars)	Active proprietors of unincorporated businesses Nov. 1948	Paid employees, workweek ended nearest Nov. 15, 1948	
				Total employees ¹	Full workweek employees
RETAIL TRADE, total.....	324	18,279	349	807	621
Food group.....	75	4,054	84	112	66
Eating and drinking places.....	55	1,563	68	225	171
General merchandise group, general stores....	12	747	16	53	31
Apparel group.....	5	397	5	19	16
Furniture-home furnishings-appliance group..	10	819	23	40	35
Automotive group.....	15	2,501	14	63	60
Gasoline service stations.....	66	2,161	75	63	55
Lumber-building-hardware group.....	30	3,380	16	118	102
Drug and proprietary stores.....	10	676	9	40	30
All other retail stores.....	37	1,981	39	74	57
WHOLESALE TRADE, total.....	36	12,479	33	279	x
Merchant wholesalers.....	17	8,340	13	242	x
Other types of wholesale.....	19	4,139	15	37	x
SELECTED SERVICE TRADES, ^{2/} total.....	71	606	75	72	59
Personal services.....	39	233	39	41	35
All other service trades.....	32	373	36	31	24
TOURIST COURTS AND CAMPS.....	43	349	56	11	6

x Not available.

^{1/} Includes employees paid for less than the full workweek.

^{2/} See General Description on last page for changes from the 1939 Census of Business in the coverage of Service Trades.

Table 2.—CENSUS OF BUSINESS PRELIMINARY RESULTS FOR 1948 FOR CITIES OF 2,500 INHABITANTS OR MORE

ADAMS COUNTY, COLO.

(Data omitted for trade groups where necessary to avoid disclosure)

City and trade group ¹	Number of establishments	1948 sales and receipts (Thousand dollars)	Active proprietors of unincorporated businesses Nov. 1948	Paid employees, workweek ended nearest Nov. 15, 1948	
				Total employees ²	Full workweek employees
Aurora (part):					
Retail trade.....	46	3,987	50	220	197
Selected service trades.....	14	62	12	23	21
Tourist courts and camps.....	15	217	22	7	4
Brighton:					
Retail trade.....	84	5,833	83	260	197
Selected service trades.....	25	214	28	21	18
Tourist courts and camps.....	Included with "Remainder of county"				
Remainder of county:³					
Retail trade.....	194	8,459	216	327	229
Selected service trades.....	32	310	35	28	20
Tourist courts and camps.....	28	132	34	4	4

- 1/ See General Description on this page for changes from the 1939 Census of Business in the coverage of Service Trades.
- 2/ Includes employees paid for less than the full workweek.
- 3/ Except as indicated above, includes figures for establishments not located in cities of 2,500 inhabitants or more.

GENERAL DESCRIPTION OF PRELIMINARY RELEASES FOR THE 1948 CENSUS OF BUSINESS

This series of releases, of which one is planned for each county in the United States, presents preliminary results of the 1948 Census of Business. The information is based on reports submitted by business establishments for that Census. The figures shown are preliminary, and are subject to revision in the final Census publications, but the changes are expected to be relatively minor with respect to coverage. The final Census figures will be issued in a series of Business Census bulletins which will show additional detailed kind-of-business information for all places where there are a sufficient number of establishments.

The 1948 Census of Business was taken under the provision of the Act of June 19, 1948, which provides that the Business Censuses be taken for 1948 and for each fifth year thereafter. Previous Business Censuses were taken for the years 1929, 1933, 1935, and 1939.

Scope of the Census.—The 1948 Census of Business covered all establishments in the following trades, as defined by the Standard Industrial Classification Manual, May 1949 issue, of the Executive Office of the President: all retail trades; all wholesale trades; all service trades in the following four groups—personal services, business services, automobile repairs and services, and miscellaneous repair services; hotels; tourist courts and camps; and amusements, including motion picture theaters. Some important services not covered are radio broadcasting and television, medical and health, legal, educational, nonprofit, accounting, and domestic services.

This coverage is similar to that of the 1939 Business Census. However, "custom trades" and "services incidental to transportation," which are no longer included in the standard classification of the service trades, are not covered by the 1948 Census. In a number of localities, these exclusions as well as

other changes in the standard classification may have a considerable effect in comparing 1948 with 1939 data, particularly with respect to establishment count.

Establishment definition.—For Census purposes, a business establishment is defined to include only enterprises conducted from a recognizable place of business, provided that the annual sales were in excess of \$5,000 for a wholesale trade establishment and \$500 for establishments in other trades. A detailed analysis of coverage will be provided in future Censuses of Business publications.

"Number of establishments" is the number of separate business locations, rather than the number of business companies or organizations, since the Census figures represent information reported separately for each business location or establishment. The establishment count reflects the number of places in business at the end of 1948 excluding administrative and executive offices of multiunit organizations, and "chain store" warehouses.

Sales and receipts.—"1948 sales and receipts" represents sales of merchandise and receipts from repairs and other services to customers. The figures reflect deductions for returned goods and allowances, but not for trade-in allowances; they exclude sales and excise taxes collected from customers and paid directly to any taxing agency.

Proprietors.—"Active proprietors..." represents owners and partners of unincorporated businesses who devoted the major portion of their time to the business in November 1948.

Employment.—"Number of paid employees..." represents all employees on the pay roll for the pay period ending nearest November 15, 1948. "Full workweek" employees, whether regular or seasonal, are those who in the November 15 pay period were paid for working at least the number of hours typically worked in a week by employees of the reporting establishment.

1948 CENSUS OF BUSINESS

RETAIL, WHOLESALE, SERVICE TRADES

U. S. DEPARTMENT OF COMMERCE
BUREAU OF THE CENSUS

PRELIMINARY

For Release April 19, 1950

Release Series BC-1P-05-002

ALAMOSA COUNTY, COLO.

Retail, wholesale, and service establishments located in Alamosa County, Colorado, showed a substantial expansion in dollar volume of trade from 1939 to 1948 according to preliminary figures from the 1948 Census of Business released today by the Bureau of the Census, U. S. Department of Commerce.

Retail sales in the county during 1948 aggregated \$13.1 million, an increase of 179 percent over the \$4.7 million in 1939, when the preceding Census of Business was taken. Wholesale sales in the county reached a total of \$8.3 million in 1948 as compared with \$1.6 million in 1939. The service trades included in the Census of Business recorded receipts totaling \$554,000 in 1948 compared with \$180,000 in 1939.

Employment in the county also rose over the 9-year period between 1939 and 1948 for the above trades. Establishments in these trades reported a combined total of 877 paid employees for the workweek ended nearest November 15, 1948. This compared with a total of 662 employees reported for the week of November 15, 1939.

These preliminary figures have been derived from a Census report on Alamosa County, Colorado, which also includes data for the city of Alamosa. Final figures, superseding the preliminary data for Alamosa County, will be included in a Bulletin for the State of Colorado to be issued in several months. Similar data will be made available this year in preliminary and final form for each of the counties and States. A single copy of the preliminary release for Alamosa County as well as an order blank for other area releases may be obtained by writing to the Bureau of the Census, Washington 25, D. C.

Table 1.—CENSUS OF BUSINESS PRELIMINARY RESULTS FOR 1948, BY TRADE GROUP

ALAMOSA COUNTY, COLO.

Trade group and kind of business	Number of establishments	1948 sales and receipts (Thousand dollars)	Active proprietors of unincorporated businesses Nov. 1948	Paid employees, workweek ended nearest Nov. 15, 1948	
				Total employees ¹	Full workweek employees
RETAIL TRADE, total.....	137	13,058	149	591	501
Food group.....	23	2,575	24	60	46
Eating and drinking places.....	19	609	33	62	51
Gasoline service stations.....	18	840	18	34	29
All other retail stores.....	77	9,034	74	435	375
WHOLESALE TRADE.....	32	8,300	24	187	x
SELECTED SERVICE TRADES, ^{2/} total.....	42	554	45	99	88
Personal services.....	19	283	22	70	64
All other service trades.....	23	271	23	29	24
HOTELS.....	6	148	8	18	17
TOURIST COURTS AND CAMPS.....	8	33	6	2	-

x Not available.

^{1/} Includes employees paid for less than the full workweek.

^{2/} See General Description on last page for changes from the 1939 Census of Business in the coverage of Service Trades.

Table 2.—CENSUS OF BUSINESS PRELIMINARY RESULTS FOR 1948 FOR CITIES OF 2,500 INHABITANTS OR MORE
ALAMOSA COUNTY, COLO.

(Data omitted for trade groups where necessary to avoid disclosure)

City and trade group ¹	Number of establishments	1948 sales and receipts (Thousand dollars)	Active proprietors of unincorporated businesses Nov. 1948	Paid employees, workweek ended nearest Nov. 15, 1948	
				Total employees ²	Full workweek employees
Alamosa:					
Retail trade.....	120	12,624	135	576	494
Wholesale trade.....	25	4,950	21	102	x
Selected service trades.	32	473	35	93	84
Hotels.....	6	148	8	18	17
Remainder of county:					
Retail trade.....	17	434	14	15	7
Wholesale trade.....	7	3,350	3	85	x
Selected service trades.	10	81	10	6	4

x Not available.

1/ See General Description on this page for changes from the 1939 Census of Business in the coverage of Service Trades.

2/ Includes employees paid for less than the full workweek.

GENERAL DESCRIPTION OF PRELIMINARY RELEASES FOR THE 1948 CENSUS OF BUSINESS

This series of releases, of which one is planned for each county in the United States, presents preliminary results of the 1948 Census of Business. The information is based on reports submitted by business establishments for that Census. The figures shown are preliminary, and are subject to revision in the final Census publications, but the changes are expected to be relatively minor with respect to coverage. The final Census figures will be issued in a series of Business Census bulletins which will show additional detailed kind-of-business information for all places where there are a sufficient number of establishments.

The 1948 Census of Business was taken under the provision of the Act of June 19, 1948, which provides that the Business Census be taken for 1948 and for each fifth year thereafter. Previous Business Censuses were taken for the years 1929, 1933, 1935, and 1939.

Scope of the Census.—The 1948 Census of Business covered all establishments in the following trades, as defined by the Standard Industrial Classification Manual, May 1949 issue, of the Executive Office of the President: all retail trades; all wholesale trades; all service trades in the following four groups—personal services, business services, automobile repairs and services, and miscellaneous repair services; hotels; tourist courts and camps; and amusements, including motion picture theaters. Some important services not covered are radio broadcasting and television, medical and health, legal, educational, nonprofit, accounting, and domestic services.

This coverage is similar to that of the 1939 Business Census. However, "custom trades" and "services incidental to transportation," which are no longer included in the standard classification of the service trades, are not covered by the 1948 Census. In a number of localities, these exclusions as well as other changes in the standard classification may have

a considerable effect in comparing 1948 with 1939 data, particularly with respect to establishment count.

Establishment definition.—For Census purposes, a business establishment is defined to include only enterprises conducted from a recognizable place of business, provided that the annual sales were in excess of \$5,000 for a wholesale trade establishment and \$500 for establishments in other trades. A detailed analysis of coverage will be provided in future Census of Business publications.

"Number of establishments" is the number of separate business locations, rather than the number of business companies or organizations, since the Census figures represent information reported separately for each business location or establishment. The establishment count reflects the number of places in business at the end of 1948 excluding administrative and executive offices of multiunit organizations, and "chain store" warehouses.

Sales and receipts.—"1948 sales and receipts" represents sales of merchandise and receipts from repairs and other services to customers. The figures reflect deductions for returned goods and allowances, but not for trade-in allowances; they exclude sales and excise taxes collected from customers and paid directly to any taxing agency.

Proprietors.—"Active proprietors..." represents owners and partners of unincorporated businesses who devoted the major portion of their time to the business in November 1948.

Employment.—"Number of paid employees..." represents all employees on the pay roll for the pay period ending nearest November 15, 1948. "Full workweek" employees, whether regular or seasonal, are those who in the November 15 pay period were paid for working at least the number of hours typically worked in a week by employees of the reporting establishment.

1948 CENSUS OF BUSINESS

RETAIL, WHOLESALE, SERVICE TRADES

U. S. DEPARTMENT OF COMMERCE
BUREAU OF THE CENSUS

PRELIMINARY

For Release April 10, 1950

Release Series BC-1P- 05-003

ARAPAHOE COUNTY, COLO.

Retail, wholesale, and service establishments located in Arapahoe County, Colorado, showed a substantial expansion in dollar volume of trade from 1939 to 1948 according to preliminary figures from the 1948 Census of Business released today by the Bureau of the Census, U. S. Department of Commerce.

Retail sales in the county during 1948 aggregated \$35.8 million, an increase of 359 percent over the \$7.8 million in 1939, when the preceding Census of Business was taken. Wholesale sales in the county reached a total of \$7.2 million in 1948 as compared with \$0.7 million in 1939. The service trades included in the Census of Business recorded receipts totaling \$1.5 million in 1948 compared with \$0.2 million in 1939.

Employment in the county also rose over the 9-year period between 1939 and 1948 for the above trades. Establishments in these trades reported a combined total of 1,881 paid employees for the workweek ended nearest November 15, 1948. This compared with a total of 817 employees reported for the week of November 15, 1939.

These preliminary figures have been derived from a Census report on Arapahoe County, Colorado, which also includes data for the cities of Aurora and Englewood. Final figures, superseding the preliminary data for Arapahoe County, will be included in a Bulletin for the State of Colorado to be issued in several months. Similar data will be made available this year in preliminary and final form for each of the counties and States. A single copy of the preliminary release for Arapahoe County as well as an order blank for other area releases may be obtained by writing to the Bureau of the Census, Washington 25, D. C.

Table 1.—CENSUS OF BUSINESS PRELIMINARY RESULTS FOR 1948, BY TRADE GROUP
ARAPAHOE COUNTY, COLO.

Trade group and kind of business	Number of establishments	1948 sales and receipts (Thousand dollars)	Active proprietors of unincorporated businesses Nov. 1948	Paid employees, workweek ended nearest Nov. 15, 1948	
				Total employees ¹	Full workweek employees
RETAIL TRADE, total.....	382	35,833	367	1,599	1,278
Food group.....	92	11,989	88	415	336
Eating and drinking places.....	55	1,724	61	259	191
Apparel group.....	17	656	21	43	30
Furniture-home furnishgs-appliance grp.	21	1,251	21	58	49
Automotive group.....	25	7,335	19	198	191
Gasoline service stations.....	69	2,574	73	121	82
Lumber-building-hardware group.....	37	4,365	26	162	143
Drug and proprietary stores.....	10	1,736	7	110	101
All other retail stores.....	56	4,203	51	232	155
WHOLESALE TRADE, total.....	24	7,150	12	106	x
Merchant wholesalers.....	9	2,068	4	60	x
Other types of wholesalers.....	15	5,082	8	46	x
SELECTED SERVICE TRADES, ² /total.....	110	1,506	112	176	162
Personal services.....	55	480	59	73	63
All other service trades.....	55	1,026	53	103	99
HOTELS.....	5	20	5	2	2
TOURIST COURTS AND CAMPS.....	65	629	82	19	14
AMUSEMENTS.....	19	519	17	75	x

x Not available.

1/ Includes employees paid for less than the full workweek.

2/ See General Description on last page for changes from the 1939 Census of Business in the coverage of Service Trades.

Table 2.—CENSUS OF BUSINESS PRELIMINARY RESULTS FOR 1948 FOR CITIES OF 2,500 INHABITANTS OR MORE

ARAPAHOE COUNTY, COLO.

(Data omitted for trade groups where necessary to avoid disclosure)

City and trade group ¹	Number of establishments	1948 sales and receipts (Thousand dollars)	Active proprietors of unincorporated businesses Nov. 1948	Paid employees, workweek ended nearest Nov. 15, 1948	
				Total employees ²	Full workweek employees
Aurora (part):					
Retail trade.....	37	4,327	41	179	126
Selected service trades.....	9	106	11	12	12
Englewood:					
Retail.....	163	20,697	155	846	644
Wholesale trade.....	6	832	2	29	x
Selected service trades.....	56	1,119	55	138	128
Remainder of county: ^{3/}					
Retail trade.....	182	10,809	171	574	508
Wholesale trade.....	18	6,318	10	77	x
Selected service trades.....	45	281	46	26	22
Hotels.....	5	20	5	2	2
Tourist courts and camps....	40	339	51	5	4

x Not available.

1/ See General Description on this page for changes from the 1939 Census of Business in the coverage of Service Trades.

2/ Includes employees paid for less than the full workweek.

3/ Includes figures for establishments, other than wholesale, not located in cities of 2,500 inhabitants or more, and wholesale establishments not located in cities of 5,000 inhabitants or more.

GENERAL DESCRIPTION OF PRELIMINARY RELEASES FOR THE 1948 CENSUS OF BUSINESS

This series of releases, of which one is planned for each county in the United States, presents preliminary results of the 1948 Census of Business. The information is based on reports submitted by business establishments for that Census. The figures shown are preliminary, and are subject to revision in the final Census publications, but the changes are expected to be relatively minor with respect to coverage. The final Census figures will be issued in a series of Business Census bulletins which will show additional detailed kind-of-business information for all places where there are a sufficient number of establishments.

The 1948 Census of Business was taken under the provision of the Act of June 19, 1948, which provides that the Business Census be taken for 1948 and for each fifth year thereafter. Previous Business Censuses were taken for the years 1929, 1933, 1935, and 1939.

Scope of the Census.—The 1948 Census of Business covered all establishments in the following trades, as defined by the Standard Industrial Classification Manual, May 1949 issue, of the Executive Office of the President: all retail trades; all wholesale trades; all service trades in the following four groups—personal services, business services, automobile repairs and services, and miscellaneous repair services; hotels; tourist courts and camps; and amusements, including motion picture theaters. Some important services not covered are radio broadcasting and television, medical and health, legal, educational, nonprofit, accounting, and domestic services.

This coverage is similar to that of the 1939 Business Census. However, "custom trades" and "services incidental to transportation," which are no longer included in the standard classification of the service trades, are not covered by the 1948 Census. In a number of localities, these exclusions as well as

other changes in the standard classification may have a considerable effect in comparing 1948 with 1939 data, particularly with respect to establishment count.

Establishment definition.—For Census purposes, a business establishment is defined to include only enterprises conducted from a recognizable place of business, provided that the annual sales were in excess of \$5,000 for a wholesale trade establishment and \$500 for establishments in other trades. A detailed analysis of coverage will be provided in future Census of Business publications.

"Number of establishments" is the number of separate business locations, rather than the number of business companies or organizations, since the Census figures represent information reported separately for each business location or establishment. The establishment count reflects the number of places in business at the end of 1948 excluding administrative and executive offices of multinit organizations, and "chain store" warehouses.

Sales and receipts.—"1948 sales and receipts" represents sales of merchandise and receipts from repairs and other services to customers. The figures reflect deductions for returned goods and allowances, but not for trade-in allowances; they exclude sales and excise taxes collected from customers and paid directly to any taxing agency.

Proprietors.—"Active proprietors..." represents owners and partners of unincorporated businesses who devoted the major portion of their time to the business in November 1948.

Employment.—"Number of paid employees..." represents all employees on the pay roll for the pay period ending nearest November 15, 1948. "Full workweek" employees, whether regular or seasonal, are those who in the November 15 pay period were paid for working at least the number of hours typically worked in a week by employees of the reporting establishment.

1948 CENSUS OF BUSINESS

U. S. DEPARTMENT OF COMMERCE
BUREAU OF THE CENSUS

RETAIL, WHOLESALE, SERVICE TRADES

PRELIMINARY

For Release April 3, 1950

Release Series BC-1P- 05-004

ARCHULETA COUNTY, COLO.

Retail and service establishments located in Archuleta County, Colorado, showed a substantial expansion in dollar volume of trade from 1939 to 1948 according to preliminary figures from the 1948 Census of Business released today by the Bureau of the Census, U. S. Department of Commerce.

Retail sales in the county during 1948 aggregated \$1.8 million, an increase of 157 percent over the \$0.7 million in 1939, when the preceding Census of Business was taken. The service trades included in the Census of Business recorded receipts totaling \$28,000 in 1948 compared with \$11,000 in 1939.

Employment in the county also rose over the 9-year period between 1939 and 1948 for the above trades. Establishments in these trades reported a combined total of 91 paid employees for the workweek ended nearest November 15, 1948. This compared with a total of 63 employees reported for the week of November 15, 1939.

These preliminary figures have been derived from a Census report on Archuleta County, Colorado. Final figures, superseding the preliminary data for Archuleta County, will be included in a Bulletin for the State of Colorado to be issued in several months. Similar data will be made available this year in preliminary and final form for each of the counties and States. A single copy of the preliminary release for Archuleta County as well as an order blank for other area releases may be obtained by writing to the Bureau of the Census, Washington 25, D. C.

Table 1.—CENSUS OF BUSINESS PRELIMINARY RESULTS FOR 1948, BY TRADE GROUP
ARCHULETA COUNTY, COLO.

Trade group and kind of business	Number of establishments	1948 sales and receipts (Thousand dollars)	Active proprietors of unincorporated businesses Nov. 1948	Paid employees, workweek ended nearest Nov. 15, 1948	
				Total employees ¹	Full workweek employees
RETAIL TRADE, total.....	40	1,774	47	90	78
Eating and drinking places.....	10	132	10	16	15
All other retail stores.....	30	1,642	37	74	63
SELECTED SERVICE TRADES ² /.....	7	28	9	1	1
TOURIST COURTS AND CAMPS.....	5	16	4	2	1

¹/ Includes employees paid for less than the full workweek.

²/ See General Description on last page for changes from the 1939 Census of Business in the coverage of Service Trades.

GENERAL DESCRIPTION OF PRELIMINARY RELEASES FOR THE 1948 CENSUS OF BUSINESS

This series of releases, of which one is planned for each county in the United States, presents preliminary results of the 1948 Census of Business. The information is based on reports submitted by business establishments for that Census. The figures shown are preliminary, and are subject to revision in the final Census publications, but the changes are expected to be relatively minor with respect to coverage. The final Census figures will be issued in a series of Business Census bulletins which will show additional detailed kind-of-business information for all places where there are a sufficient number of establishments.

The 1948 Census of Business was taken under the provision of the Act of June 19, 1948, which provides that the Business Census be taken in 1948 and for each fifth year thereafter. Previous Business Censuses were taken for the years 1929, 1933, 1935, and 1939.

Scope of the Census.—The 1948 Census of Business covered all establishments in the following trades, as defined by the Standard Industrial Classification Manual, May 1949 issue, of the Executive Office of the President: all retail trades; all wholesale trades; all service trades in the following four groups—personal services, business services, automobile repairs and services, and miscellaneous repair services; hotels; tourist courts and camps, and amusements, including motion picture theaters. Some important services not covered are radio broadcasting and television, medical and health, legal, educational, nonprofit, accounting, and domestic services.

This coverage is similar to that of the 1939 Business Census. However, "custom trades" and "services incidental to transportation," which are no longer included in the standard classification of the service trades, are not covered by the 1948 Census. In a number of localities, these exclusions as well as other changes in the standard classification may have a considerable effect in comparing

1948 with 1939 data, particularly with respect to establishment count.

Establishment definition.—For Census purposes, a business establishment is defined to include only enterprises conducted from a recognizable place of business, provided that the annual sales were in excess of \$5,000 for a wholesale trade establishment and \$500 for establishments in other trades. A detailed analysis of coverage will be provided in future Census of Business publications.

"Number of establishments" is the number of separate business locations, rather than the number of business companies or organizations, since the Census figures represent information reported separately for each business location or establishment. The establishment count reflects the number of places in business at the end of 1948 excluding administrative and executive offices of multiunit organizations, and "chain store" warehouses.

Sales and receipts.—"1948 sales and receipts" represents sales of merchandise and receipts from repairs and other services to customers. The figures reflect deductions for returned goods and allowances, but not for trade-in allowances; they exclude sales and excise taxes collected from customers and paid directly to any taxing agency.

Proprietors.—"Active proprietors..." represents owners and partners of unincorporated businesses who devoted the major portion of their time to the business in November 1948.

Employment.—"Number of paid employees..." represents all employees on the pay roll for the pay period ending nearest November 15, 1948. "Full workweek" employees, whether regular or seasonal, are those who in the November 15 pay period were paid for working at least the number of hours typically worked in a week by employees of the reporting establishment.

1948 CENSUS OF BUSINESS

RETAIL, WHOLESALE, SERVICE TRADES

U. S. DEPARTMENT OF COMMERCE
BUREAU OF THE CENSUS

PRELIMINARY

For Release April 5, 1950

Release Series BC-1P-05-005

BACA COUNTY, COLO.

Retail, wholesale, and service establishments located in Baca County, Colorado, showed a substantial expansion in dollar volume of trade from 1939 to 1948 according to preliminary figures from the 1948 Census of Business released today by the Bureau of the Census, U. S. Department of Commerce.

Retail sales in the county during 1948 aggregated \$7.4 million, an increase of 517 percent over the \$1.2 million in 1939, when the preceding Census of Business was taken. Wholesale sales in the county reached a total of \$13.1 million in 1948 as compared with \$1.0 million in 1939. The service trades included in the Census of Business recorded receipts totaling \$305,000 in 1948 compared with \$46,000 in 1939.

Employment in the county also rose over the 9-year period between 1939 and 1948 for the above trades. Establishments in these trades reported a combined total of 380 paid employees for the workweek ended nearest November 15, 1948. This compared with a total of 148 employees reported for the week of November 15, 1939.

These preliminary figures have been derived from a Census report on Baca County, Colorado. Final figures, superseding the preliminary data for Baca County, will be included in a Bulletin for the State of Colorado to be issued in several months. Similar data will be made available this year in preliminary and final form for each of the counties and States. A single copy of the preliminary release for Baca County as well as an order blank for other area releases may be obtained by writing to the Bureau of the Census, Washington 25, D. C.

Table 1.—CENSUS OF BUSINESS PRELIMINARY RESULTS FOR 1948, BY TRADE GROUP
BACA COUNTY, COLO.

Trade group and kind of business	Number of establishments	1948 sales and receipts (Thousand dollars)	Active proprietors of unincorporated businesses Nov. 1948	Paid employees, workweek ended nearest Nov. 15, 1948	
				Total employees ¹	Full workweek employees
RETAIL TRADE, total.....	112	7,405	121	286	235
Food group.....	25	1,697	25	45	31
Eating and drinking places.....	12	468	10	44	39
Gasoline service stations.....	12	413	13	26	12
All other retail stores.....	63	4,827	73	171	153
WHOLESALE TRADE.....	25	13,124	11	62	x
SELECTED SERVICE TRADES, ² /total...	42	305	46	32	27
Personal services.....	20	123	22	14	9
All other service trades.....	22	182	24	18	18
HOTELS.....	5	49	6	4	3
TOURIST COURTS AND CAMPS.....	6	19	8	-	-
AMUSEMENTS.....	5	123	5	14	x

x Not available.

1/ Includes employees paid for less than the full workweek.

2/ See General Description on last page for changes from the 1939 Census of Business in the coverage of Service Trades.

GENERAL DESCRIPTION OF PRELIMINARY RELEASES FOR THE 1948 CENSUS OF BUSINESS

This series of releases, of which one is planned for each county in the United States, presents preliminary results of the 1948 Census of Business. The information is based on reports submitted by business establishments for that Census. The figures shown are preliminary, and are subject to revision in the final Census publications, but the changes are expected to be relatively minor with respect to coverage. The final Census figures will be issued in a series of Business Census bulletins which will show additional detailed kind-of-business information for all places where there are a sufficient number of establishments.

The 1948 Census of Business was taken under the provision of the Act of June 19, 1948, which provides that the Business Census be taken for 1948 and for each fifth year thereafter. Previous Business Censuses were taken for the years 1929, 1933, 1935, and 1939.

Scope of the Census.—The 1948 Census of Business covered all establishments in the following trades, as defined by the Standard Industrial Classification Manual, May 1949 issue, of the Executive Office of the President: all retail trades; all wholesale trades; all service trades in the following four groups—personal services, business services, automobile repairs and services, and miscellaneous repair services; hotels; tourist courts and camps; and amusements, including motion picture theaters. Some important services not covered are radio broadcasting and television, medical and health, legal, educational, nonprofit, accounting, and domestic services.

This coverage is similar to that of the 1939 Business Census. However, "custom trades" and "services incidental to transportation," which are no longer included in the standard classification of the service trades, are not covered by the 1948 Census. In a number of localities, these exclusions as well as other changes in the standard classification may have a considerable effect in comparing

1948 with 1939 data, particularly with respect to establishment count.

Establishment definition.—For Census purposes, a business establishment is defined to include only enterprises conducted from a recognizable place of business, provided that the annual sales were in excess of \$5,000 for a wholesale trade establishment and \$500 for establishments in other trades. A detailed analysis of coverage will be provided in future Census of Business publications.

"Number of establishments" is the number of separate business locations, rather than the number of business companies or organizations, since the Census figures represent information reported separately for each business location or establishment. The establishment count reflects the number of places in business at the end of 1948 excluding administrative and executive offices of multiunit organizations, and "chain store" warehouses.

Sales and receipts.—"1948 sales and receipts" represents sales of merchandise and receipts from repairs and other services to customers. The figures reflect deductions for returned goods and allowances, but not for trade-in allowances; they exclude sales and excise taxes collected from customers and paid directly to any taxing agency.

Proprietors.—"Active proprietors..." represents owners and partners of unincorporated businesses who devoted the major portion of their time to the business in November 1948.

Employment.—"Number of paid employees..." represents all employees on the pay roll for the pay period ending nearest November 15, 1948. "Full workweek" employees, whether regular or seasonal, are those who in the November 15 pay period were paid for working at least the number of hours typically worked in a week by employees of the reporting establishment.

1948 CENSUS OF BUSINESS

RETAIL, WHOLESALE, SERVICE TRADES

U. S. DEPARTMENT OF COMMERCE
BUREAU OF THE CENSUS

PRELIMINARY

For Release April 17, 1950

Release Series BC-1P-05-006

BENT COUNTY, COLO.

Retail, wholesale, and service establishments located in Bent County, Colorado, showed a substantial expansion in dollar volume of trade from 1939 to 1948 according to preliminary figures from the 1948 Census of Business released today by the Bureau of the Census, U. S. Department of Commerce.

Retail sales in the county during 1948 aggregated \$5.5 million, an increase of 224 percent over the \$1.7 million in 1939, when the preceding Census of Business was taken. Wholesale sales in the county reached a total of \$1.7 million in 1948 as compared with \$0.3 million in 1939. The service trades included in the Census of Business recorded receipts totaling \$243,000 in 1948 compared with \$62,000 in 1939.

Employment in the county also rose over the 9-year period between 1939 and 1948 for the above trades. Establishments in these trades reported a combined total of 265 paid employees for the workweek ended nearest November 15, 1948. This compared with a total of 236 employees reported for the week of November 15, 1939.

These preliminary figures have been derived from a Census report on Bent County, Colorado, which also includes data for the city of Las Animas. Final figures, superseding the preliminary data for Bent County, will be included in a Bulletin for the State of Colorado to be issued in several months. Similar data will be made available this year in preliminary and final form for each of the counties and States. A single copy of the preliminary release for Bent County as well as an order blank for other area releases may be obtained by writing to the Bureau of the Census, Washington 25, D. C.

Table 1.—CENSUS OF BUSINESS PRELIMINARY RESULTS FOR 1948, BY TRADE GROUP

BENT COUNTY, COLO.

Trade group and kind of business	Number of establishments	1948 sales and receipts (Thousand dollars)	Active proprietors of unincorporated businesses Nov. 1948	Paid employees, workweek ended nearest Nov. 15, 1948	
				Total employees ¹	Full workweek employees
RETAIL TRADE, total.....	95	5,536	96	217	168
Food group.....	22	1,452	23	34	23
Eating and drinking places.....	12	204	12	27	24
Gasoline service stations.....	22	481	23	16	11
All other retail stores.....	39	3,399	38	140	110
WHOLESALE TRADE.....	9	1,676	5	17	x
SELECTED SERVICE TRADES, ^{2/} total.....	27	243	31	31	28
Personal services.....	14	112	16	23	21
All other service trades.....	13	131	15	8	7

x Not available.

^{1/} Includes employees paid for less than the full workweek.

^{2/} See General Description on last page for changes from the 1939 Census of Business in the coverage of Service Trades.

Table 2.—CENSUS OF BUSINESS PRELIMINARY RESULTS FOR 1948 FOR CITIES OF 2,500 INHABITANTS OR MORE

BENT COUNTY, COLO.

(Data omitted for trade groups where necessary to avoid disclosure)

City and trade group	Number of establishments	1948 sales and receipts (Thousand dollars)	Active proprietors of unincorporated businesses Nov. 1948	Paid employees, workweek ended nearest Nov. 15, 1948	
				Total employees ¹	Full workweek employees
Las Animas:					
Retail trade.....	70	5,045	69	205	162
Remainder of county:					
Retail trade.....	25	491	27	12	6

¹/ Includes employees paid for less than the full workweek.

GENERAL DESCRIPTION OF PRELIMINARY RELEASES FOR THE 1948 CENSUS OF BUSINESS

This series of releases, of which one is planned for each county in the United States, presents preliminary results of the 1948 Census of Business. The information is based on reports submitted by business establishments for that Census. The figures shown are preliminary, and are subject to revision in the final Census publications, but the changes are expected to be relatively minor with respect to coverage. The final Census figures will be issued in a series of Business Census bulletins which will show additional detailed kind-of-business information for all places where there are a sufficient number of establishments.

The 1948 Census of Business was taken under the provision of the Act of June 19, 1948, which provides that the Business Census be taken for 1948 and for each fifth year thereafter. Previous Business Censuses were taken for the years 1929, 1933, 1935, and 1939.

Scope of the Census.—The 1948 Census of Business covered all establishments in the following trades, as defined by the Standard Industrial Classification Manual, May 1949 issue, of the Executive Office of the President: all retail trades; all wholesale trades; all service trades in the following four groups—personal services, business services, automobile repairs and services, and miscellaneous repair services; hotels; tourist courts and camps; and amusements, including motion picture theaters. Some important services not covered are radio broadcasting and television, medical and health, legal, educational, nonprofit, accounting, and domestic services.

This coverage is similar to that of the 1939 Business Census. However, "custom trades" and "services incidental to transportation," which are no longer included in the standard classification of the service trades, are not covered by the 1948 Census. In a number of localities, these exclusions as well as other changes in the standard classification may have

a considerable effect in comparing 1948 with 1939 data, particularly with respect to establishment count.

Establishment definition.—For Census purposes, a business establishment is defined to include only enterprises conducted from a recognizable place of business, provided that the annual sales were in excess of \$5,000 for a wholesale trade establishment and \$500 for establishments in other trades. A detailed analysis of coverage will be provided in future Census of Business publications.

"Number of establishments" is the number of separate business locations, rather than the number of business companies or organizations, since the Census figures represent information reported separately for each business location or establishment. The establishment count reflects the number of places in business at the end of 1948 excluding administrative and executive offices of multiunit organizations, and "chain store" warehouses.

Sales and receipts.—"1948 sales and receipts" represents sales of merchandise and receipts from repairs and other services to customers. The figures reflect deductions for returned goods and allowances, but not for trade-in allowances; they exclude sales and excise taxes collected from customers and paid directly to any taxing agency.

Proprietors.—"Active proprietors..." represents owners and partners of unincorporated businesses who devoted the major portion of their time to the business in November 1948.

Employment.—"Number of paid employees..." represents all employees on the pay roll for the pay period ending nearest November 15, 1948. "Full workweek" employees, whether regular or seasonal, are those who in the November 15 pay period were paid for working at least the number of hours typically worked in a week by employees of the reporting establishment.

1948 CENSUS OF BUSINESS

RETAIL, WHOLESALE, SERVICE TRADES

U. S. DEPARTMENT OF COMMERCE
BUREAU OF THE CENSUS

PRELIMINARY

For Release April 10, 1950

Release Series BC-1P-05-007

BOULDER COUNTY, COLO.

Retail, wholesale, and service establishments located in Boulder County, Colorado, showed a substantial expansion in dollar volume of trade from 1939 to 1948 according to preliminary figures from the 1948 Census of Business released today by the Bureau of the Census, U. S. Department of Commerce.

Retail sales in the county during 1948 aggregated \$42.3 million, an increase of 220 percent over the \$13.2 million in 1939, when the preceding Census of Business was taken. Wholesale sales in the county reached a total of \$9.3 million in 1948 as compared with \$3.2 million in 1939. The service trades included in the Census of Business recorded receipts totaling \$2.2 million in 1948 compared with \$0.7 million in 1939.

Employment in the county also rose over the 9-year period between 1939 and 1948 for the above trades. Establishments in these trades reported a combined total of 2,798 paid employees for the workweek ended nearest November 15, 1948. This compared with a total of 1,710 employees reported for the week of November 15, 1939.

These preliminary figures have been derived from a Census report on Boulder County, Colorado, which also includes data for the cities of Boulder and Longmont. Final figures, superseding the preliminary data for Boulder County, will be included in a Bulletin for the State of Colorado to be issued in several months. Similar data will be made available this year in preliminary and final form for each of the counties and States. A single copy of the preliminary release for Boulder County as well as an order blank for other area releases may be obtained by writing to the Bureau of the Census, Washington 25, D. C.

Table 1.—CENSUS OF BUSINESS PRELIMINARY RESULTS FOR 1948, BY TRADE GROUP

BOULDER COUNTY, COLO.

Trade group and kind of business	Number of establishments	1948 sales and receipts (Thousand dollars)	Active proprietors of unincorporated businesses Nov. 1948	Paid employees, workweek ended nearest Nov. 15, 1948	
				Total employees ¹	Full workweek employees
RETAIL TRADE, total	599	42,343	602	2,193	1,624
Food group.....	116	10,077	123	327	229
Eating and drinking places.....	95	2,302	110	438	270
General merchandise group, general stores....	13	2,564	9	225	156
Apparel group.....	45	2,783	47	126	97
Furniture-home furnishings-appliance group...	41	2,999	40	137	119
Automotive group.....	42	6,930	35	275	240
Gasoline service stations.....	96	2,664	92	92	64
Lumber-building-hardware group.....	49	7,495	39	331	291
Drug and proprietary stores.....	18	1,507	22	102	68
All other retail stores.....	84	3,022	85	140	90
WHOLESALE TRADE, total	49	9,290	37	203	x
Merchant wholesalers.....	26	4,212	18	151	x
Other types of wholesalers.....	23	5,078	19	52	x
SELECTED SERVICE TRADES,^{2/} total	193	2,238	207	402	330
Personal services.....	114	1,357	118	310	257
Business services.....	10	107	11	16	8
Automotive repairs and services.....	39	588	48	62	53
Other repair services.....	30	186	30	14	12
HOTELS	19	285	18	48	42
TOURIST COURTS AND CAMPS	40	263	43	6	6

x Not available.

^{1/} Includes employees paid for less than the full workweek.

^{2/} See General Description on last page for changes from the 1939 Census of Business in the coverage of Service Trades.

Table 2.—CENSUS OF BUSINESS PRELIMINARY RESULTS FOR 1948 FOR CITIES OF 2,500 INHABITANTS OR MORE

BOULDER COUNTY, COLO.

(Data omitted for trade groups where necessary to avoid disclosure)

City and trade group ¹	Number of establishments	1948 sales and receipts (Thousand dollars)	Active proprietors of unincorporated businesses Nov. 1948	Paid employees, workweek ended nearest Nov. 15, 1948	
				Total employees ²	Full workweek employees
Boulder:					
Retail trade.....	245	20,443	250	1,231	886
Wholesale trade.....	19	3,396	15	113	x
Selected service trades.....	98	1,315	110	262	206
Hotels.....	8	183	9	41	35
Longmont:					
Retail trade.....	166	14,132	160	668	537
Wholesale trade.....	15	2,064	12	38	x
Selected service trades.....	57	713	59	119	109
Remainder of county:^{3/}					
Retail trade.....	188	7,768	192	294	201
Wholesale trade.....	15	3,830	10	52	x
Selected service trades.....	38	210	38	21	15

x Not available.

^{1/} See General Description on this page for changes from the 1939 Census of Business in the coverage of Service Trades.^{2/} Includes employees paid for less than the full workweek.^{3/} Includes figures for establishments, other than wholesale, not located in cities of 2,500 inhabitants or more, and wholesale establishments not located in cities of 5,000 inhabitants or more.

GENERAL DESCRIPTION OF PRELIMINARY RELEASES FOR THE 1948 CENSUS OF BUSINESS

This series of releases, of which one is planned for each county in the United States, presents preliminary results of the 1948 Census of Business. The information is based on reports submitted by business establishments for that Census. The figures shown are preliminary, and are subject to revision in the final Census publications, but the changes are expected to be relatively minor with respect to coverage. The final Census figures will be issued in a series of Business Census bulletins which will show additional detailed kind-of-business information for all places where there are a sufficient number of establishments.

The 1948 Census of Business was taken under the provision of the Act of June 19, 1948, which provides that the Business Census be taken for 1948 and for each fifth year thereafter. Previous Business Censuses were taken for the years 1929, 1933, 1935, and 1939.

Scope of the Census.—The 1948 Census of Business covered all establishments in the following trades, as defined by the Standard Industrial Classification Manual, May 1949 issue, of the Executive Office of the President: all retail trades; all wholesale trades; all service trades in the following four groups—personal services, business services, automobile repairs and services, and miscellaneous repair services; hotels; tourist courts and camps; and amusements, including motion picture theaters. Some important services not covered are radio broadcasting and television, medical and health, legal, educational, nonprofit, accounting, and domestic services.

This coverage is similar to that of the 1939 Business Census. However, "custom trades" and "services incidental to transportation," which are no longer included in the standard classification of the service trades, are not covered by the 1948 Census. In a number of localities, these exclusions as well as

other changes in the standard classification may have a considerable effect in comparing 1948 with 1939 data, particularly with respect to establishment count.

Establishment definition.—For Census purposes, a business establishment is defined to include only enterprises conducted from a recognizable place of business, provided that the annual sales were in excess of \$5,000 for a wholesale trade establishment and \$500 for establishments in other trades. A detailed analysis of coverage will be provided in future Census of Business publications.

"Number of establishments" is the number of separate business locations, rather than the number of business companies or organizations, since the Census figures represent information reported separately for each business location or establishment. The establishment count reflects the number of places in business at the end of 1948 excluding administrative and executive offices of multiunit organizations, and "chain store" warehouses.

Sales and receipts.—"1948 sales and receipts" represents sales of merchandise and receipts from repairs and other services to customers. The figures reflect deductions for returned goods and allowances, but not for trade-in allowances; they exclude sales and excise taxes collected from customers and paid directly to any taxing agency.

Proprietors.—"Active proprietors..." represents owners and partners of unincorporated businesses who devoted the major portion of their time to the business in November 1948.

Employment.—"Number of paid employees..." represents all employees on the pay roll for the pay period ending nearest November 15, 1948. "Full workweek" employees, whether regular or seasonal, are those who in the November 15 pay period were paid for working at least the number of hours typically worked in a week by employees of the reporting establishment.

1948 CENSUS OF BUSINESS

RETAIL, WHOLESALE, SERVICE TRADES

U. S. DEPARTMENT OF COMMERCE
BUREAU OF THE CENSUS

PRELIMINARY

For Release April 20, 1950

Release Series BC-1P-05-008

CHAFFEE COUNTY, COLO.

Retail and service establishments located in Chaffee County, Colorado, showed a substantial expansion in dollar volume of trade from 1939 to 1948 according to preliminary figures from the 1948 Census of Business released today by the Bureau of the Census, U. S. Department of Commerce.

Retail sales in the county during 1948 aggregated \$7.0 million, an increase of 126 percent over the \$3.1 million in 1939, when the preceding Census of Business was taken. The service trades included in the Census of Business recorded receipts totaling \$251,000 in 1948 compared with \$135,000 in 1939.

Employment in the county also rose over the 9-year period between 1939 and 1948 for the above trades. Establishments in these trades reported a combined total of 428 paid employees for the workweek ended nearest November 15, 1948. This compared with a total of 345 employees reported for the week of November 15, 1939.

These preliminary figures have been derived from a Census report on Chaffee County, Colorado, which also includes data for the city of Salida. Final figures, superseding the preliminary data for Chaffee County, will be included in a Bulletin for the State of Colorado to be issued in several months. Similar data will be made available this year in preliminary and final form for each of the counties and States. A single copy of the preliminary release for Chaffee County as well as an order blank for other area releases may be obtained by writing to the Bureau of the Census, Washington 25, D. C.

Table 1.—CENSUS OF BUSINESS PRELIMINARY RESULTS FOR 1948, BY TRADE GROUP
CHAFFEE COUNTY, COLO.

Trade group and kind of business	Number of establishments	1948 sales and receipts (Thousand dollars)	Active proprietors of unincorporated businesses Nov. 1948	Paid employees, workweek ended nearest Nov. 15, 1948	
				Total employees ¹	Full workweek employees
RETAIL TRADE, total.....	174	7,042	187	382	309
Food group.....	29	1,849	30	73	55
Eating and drinking places.....	28	488	34	79	62
General merchandise grp, general stores	11	480	12	34	22
Apparel group.....	6	158	6	12	11
Automotive group.....	14	1,525	10	74	71
Gasoline service stations.....	34	796	38	24	19
Lumber-building-hardware group.....	9	553	8	19	19
All other retail stores.....	43	1,193	49	67	50
SELECTED SERVICE TRADES, ² /total.....	35	251	37	46	43
Personal services.....	25	205	27	40	39
All other service trades.....	10	46	10	6	4
HOTELS.....	9	98	10	15	10
TOURIST COURTS AND CAMPS.....	21	122	20	11	11
AMUSEMENTS.....	5	115	4	26	x

¹/ Includes employees paid for less than the full workweek.

²/ See General Description on last page for changes from the 1939 Census of Business in the coverage of Service Trades.

x Not available.

Table 2.—CENSUS OF BUSINESS PRELIMINARY RESULTS FOR 1948 FOR CITIES OF 2,500 INHABITANTS OR MORE
CHAFFEE COUNTY, COLO.

(Data omitted for trade groups where necessary to avoid disclosure)

City and trade group ¹	Number of establishments	1948 sales and receipts (Thousand dollars)	Active proprietors of unincorporated businesses Nov. 1948	Paid employees, workweek ended nearest Nov. 15, 1948	
				Total employees ²	Full workweek employees
Salida:					
Retail trade.....	116	5,886	119	333	271
Selected service trades...	27	214	29	44	41
Remainder of county:					
Retail trade.....	58	1,156	68	49	38
Selected service trades...	8	37	8	2	2

1/ See General Description on this page for changes from the 1939 Census of Business in the coverage of Service Trades.

2/ Includes employees paid for less than the full workweek.

GENERAL DESCRIPTION OF PRELIMINARY RELEASES FOR THE 1948 CENSUS OF BUSINESS

This series of releases, of which one is planned for each county in the United States, presents preliminary results of the 1948 Census of Business. The information is based on reports submitted by business establishments for that Census. The figures shown are preliminary, and are subject to revision in the final Census publications, but the changes are expected to be relatively minor with respect to coverage. The final Census figures will be issued in a series of Business Census bulletins which will show additional detailed kind-of-business information for all places where there are a sufficient number of establishments.

The 1948 Census of Business was taken under the provision of the Act of June 19, 1948, which provides that the Business Census be taken for 1948 and for each fifth year thereafter. Previous Business Censuses were taken for the years 1929, 1933, 1935, and 1939.

Scope of the Census.—The 1948 Census of Business covered all establishments in the following trades, as defined by the Standard Industrial Classification Manual, May 1949 issue, of the Executive Office of the President: all retail trades; all wholesale trades; all service trades in the following four groups—personal services, business services, automobile repairs and services, and miscellaneous repair services; hotels; tourist courts and camps; and amusements, including motion picture theaters. Some important services not covered are radio broadcasting and television, medical and health, legal, educational, nonprofit, accounting, and domestic services.

This coverage is similar to that of the 1939 Business Census. However, "custom trades" and "services incidental to transportation," which are no longer included in the standard classification of the service trades, are not covered by the 1948 Census. In a number of localities, these exclusions as well as

other changes in the standard classification may have a considerable effect in comparing 1948 with 1939 data, particularly with respect to establishment count.

Establishment definition.—For Census purposes, a business establishment is defined to include only enterprises conducted from a recognizable place of business, provided that the annual sales were in excess of \$5,000 for a wholesale trade establishment and \$500 for establishments in other trades. A detailed analysis of coverage will be provided in future Census of Business publications.

"Number of establishments" is the number of separate business locations, rather than the number of business companies or organizations, since the Census figures represent information reported separately for each business location or establishment. The establishment count reflects the number of places in business at the end of 1948 excluding administrative and executive offices of multiunit organizations, and "chain store" warehouses.

Sales and receipts.—"1948 sales and receipts" represents sales of merchandise and receipts from repairs and other services to customers. The figures reflect deductions for returned goods and allowances, but not for trade-in allowances; they exclude sales and excise taxes collected from customers and paid directly to any taxing agency.

Proprietors.—"Active proprietors..." represents owners and partners of unincorporated businesses who devoted the major portion of their time to the business in November 1948.

Employment.—"Number of paid employees..." represents all employees on the pay roll for the pay period ending nearest November 15, 1948. "Full workweek" employees, whether regular or seasonal, are those who in the November 15 pay period were paid for working at least the number of hours typically worked in a week by employees of the reporting establishment.

1948 CENSUS OF BUSINESS

RETAIL, WHOLESALE, SERVICE TRADES

U. S. DEPARTMENT OF COMMERCE
BUREAU OF THE CENSUS

PRELIMINARY

For Release April 3, 1950

Release Series BC-1P-05-009

CHEYENNE COUNTY, COLO.

Retail, wholesale, and service establishments located in Cheyenne County, Colorado, showed a substantial expansion in dollar volume of trade from 1939 to 1948 according to preliminary figures from the 1948 Census of Business released today by the Bureau of the Census, U. S. Department of Commerce.

Retail sales in the county during 1948 aggregated \$2.8 million, an increase of 367 percent over the \$0.6 million in 1939, when the preceding Census of Business was taken. Wholesale sales in the county reached a total of \$1.6 million in 1948 as compared with \$0.2 million in 1939. The service trades included in the Census of Business recorded receipts totaling \$43,000 in 1948 compared with \$12,000 in 1939.

Employment in the county also rose over the 9-year period between 1939 and 1948 for the above trades. Establishments in these trades reported a combined total of 156 paid employees for the workweek ended nearest November 15, 1948. This compared with a total of 64 employees reported for the week of November 15, 1939.

These preliminary figures have been derived from a Census report on Cheyenne County, Colorado. Final figures, superseding the preliminary data for Cheyenne County, will be included in a Bulletin for the State of Colorado to be issued in several months. Similar data will be made available this year in preliminary and final form for each of the counties and States. A single copy of the preliminary release for Cheyenne County as well as an order blank for other area releases may be obtained by writing to the Bureau of the Census, Washington 25, D. C.

Table 1.—CENSUS OF BUSINESS PRELIMINARY RESULTS FOR 1948, BY TRADE GROUP
CHEYENNE COUNTY, COLO.

Trade group and kind of business	Number of establishments	1948 sales and receipts (Thousand dollars)	Active proprietors of unincorporated businesses Nov. 1948	Paid employees, workweek ended nearest Nov. 15, 1948	
				Total employees ¹	Full workweek employees
RETAIL TRADE, total.....	51	2,756	64	135	113
Food group.....	9	496	13	8	6
Eating and drinking places.....	8	234	8	66	62
Gasoline service stations.....	13	761	18	15	11
All other retail stores.....	21	1,265	25	46	34
WHOLESALE TRADE.....	10	1,620	5	16	x
SELECTED SERVICE TRADES ²	9	43	11	5	4

x Not available.

¹/ Includes employees paid for less than the full workweek.

²/ See General Description on last page for changes from the 1939 Census of Business in the coverage of Service Trades.

GENERAL DESCRIPTION OF PRELIMINARY RELEASES FOR THE
1948 CENSUS OF BUSINESS

This series of releases, of which one is planned for each county in the United States, presents preliminary results of the 1948 Census of Business. The information is based on reports submitted by business establishments for that Census. The figures shown are preliminary, and are subject to revision in the final Census publications, but the changes are expected to be relatively minor with respect to coverage. The final Census figures will be issued in a series of Business Census bulletins which will show additional detailed kind-of-business information for all places where there are a sufficient number of establishments.

The 1948 Census of Business was taken under the provision of the Act of June 19, 1948, which provides that the Business Census be taken for 1948 and for each fifth year thereafter. Previous Business Censuses were taken for the years 1929, 1933, 1935, and 1939.

Scope of the Census.—The 1948 Census of Business covered all establishments in the following trades, as defined by the Standard Industrial Classification Manual, May 1949 issue, of the Executive Office of the President: all retail trades; all wholesale trades; all service trades in the following four groups—personal services, business services, automobile repairs and services, and miscellaneous repair services; hotels; tourist courts and camps; and amusements, including motion picture theaters. Some important services not covered are radio broadcasting and television, medical and health, legal, educational, nonprofit, accounting, and domestic services.

This coverage is similar to that of the 1939 Business Census. However, "custom trades" and "services incidental to transportation," which are no longer included in the standard classification of the service trades, are not covered by the 1948 Census. In a number of localities, these exclusions as well as other changes in the standard classification may have a considerable effect in comparing

1948 with 1939 data, particularly with respect to establishment count.

Establishment definition.—For Census purposes, a business establishment is defined to include only enterprises conducted from a recognizable place of business, provided that the annual sales were in excess of \$5,000 for a wholesale trade establishment and \$500 for establishments in other trades. A detailed analysis of coverage will be provided in future Census of Business publications.

"Number of establishments" is the number of separate business locations, rather than the number of business companies or organizations, since the Census figures represent information reported separately for each business location or establishment. The establishment count reflects the number of places in business at the end of 1948 excluding administrative and executive offices of multiunit organizations, and "chain store" warehouses.

Sales and receipts.—"1948 sales and receipts" represents sales of merchandise and receipts from repairs and other services to customers. The figures reflect deductions for returned goods and allowances, but not for trade-in allowances; they exclude sales and excise taxes collected from customers and paid directly to any taxing agency.

Proprietors.—"Active proprietors..." represents owners and partners of unincorporated businesses who devoted the major portion of their time to the business in November 1948.

Employment.—"Number of paid employees..." represents all employees on the pay roll for the pay period ending nearest November 15, 1948. "Full workweek" employees, whether regular or seasonal, are those who in the November 15 pay period were paid for working at least the number of hours typically worked in a week by employees of the reporting establishment.

1948 CENSUS OF BUSINESS

U. S. DEPARTMENT OF COMMERCE
BUREAU OF THE CENSUS

RETAIL, WHOLESALE, SERVICE TRADES

PRELIMINARY

For Release April 3, 1950

Release Series BC-1P-05-010

CLEAR CREEK COUNTY, COLO.

Retail and service establishments located in Clear Creek County, Colorado, showed a substantial expansion in dollar volume of trade from 1939 to 1948 according to preliminary figures from the 1948 Census of Business released today by the Bureau of the Census, U. S. Department of Commerce.

Retail sales in the county during 1948 aggregated \$3.3 million, an increase of 136 percent over the \$1.4 million in 1939, when the preceding Census of Business was taken. The service trades included in the Census of Business recorded receipts totaling \$111,000 in 1948 compared with \$47,000 in 1939.

Employment in the county also rose over the 9-year period between 1939 and 1948 for the above trades. Establishments in these trades reported a combined total of 220 paid employees for the workweek ended nearest November 15, 1948. This compared with a total of 158 employees reported for the week of November 15, 1939.

These preliminary figures have been derived from a Census report on Clear Creek County, Colorado. Final figures, superseding the preliminary data for Clear Creek County, will be included in a Bulletin for the State of Colorado to be issued in several months. Similar data will be made available this year in preliminary and final form for each of the counties and States. A single copy of the preliminary release for Clear Creek County as well as an order blank for other area releases may be obtained by writing to the Bureau of the Census, Washington 25, D. C.

Table 1.—CENSUS OF BUSINESS PRELIMINARY RESULTS FOR 1948, BY TRADE GROUP
CLEAR CREEK COUNTY, COLO.

Trade group and kind of business	Number of establishments	1948 sales and receipts (Thousand dollars)	Active proprietors of unincorporated businesses Nov. 1948	Paid employees, workweek ended nearest Nov. 15, 1948	
				Total employees ¹	Full workweek employees
RETAIL TRADE, total.....	102	3,298	92	208	166
Food group.....	13	748	12	18	14
Eating and drinking places....	34	740	38	116	93
Gasoline service stations.....	20	442	17	12	9
All other retail stores.....	35	1,368	25	62	50
SELECTED SERVICES TRADES, ^{2/} total	17	111	15	12	10
Personal services.....	11	42	10	5	4
All other service trades.....	6	69	5	7	6
HOTELS.....	9	171	9	21	12
TOURIST COURTS AND CAMPS.....	21	114	23	5	2

^{1/} Includes employees paid for less than the full workweek.

^{2/} See General Description on last page for changes from the 1939 Census of Business in the coverage of Services Trades.

GENERAL DESCRIPTION OF PRELIMINARY RELEASES FOR THE
1948 CENSUS OF BUSINESS

This series of releases, of which one is planned for each county in the United States, presents preliminary results of the 1948 Census of Business. The information is based on reports submitted by business establishments for that Census. The figures shown are preliminary, and are subject to revision in the final Census publications, but the changes are expected to be relatively minor with respect to coverage. The final Census figures will be issued in a series of Business Census bulletins which will show additional detailed kind-of-business information for all places where there are a sufficient number of establishments.

The 1948 Census of Business was taken under the provision of the Act of June 19, 1948, which provides that the Business Census be taken for 1948 and for each fifth year thereafter. Previous Business Censuses were taken for the years 1929, 1933, 1935, and 1939.

Scope of the Census.--The 1948 Census of Business covered all establishments in the following trades, as defined by the Standard Industrial Classification Manual, May 1949 issue, of the Executive Office of the President: all retail trades; all wholesale trades; all service trades in the following four groups--personal services, business services, automobile repairs and services, and miscellaneous repair services, hotels; tourist courts and camps, and amusements, including motion picture theaters. Some important services not covered are radio broadcasting and television, medical and health, legal, educational, nonprofit, accounting, and domestic services.

This coverage is similar to that of the 1939 Business Census. However, "custom trades" and "services incidental to transportation," which are no longer included in the standard classification of the service trades, are not covered by the 1948 Census. In a number of localities, these exclusions as well as other changes in the standard classification may have a considerable effect in comparing

1948 with 1939 data, particularly with respect to establishment count.

Establishment definition.--For Census purposes, a business establishment is defined to include only enterprises conducted from a recognizable place of business, provided that the annual sales were in excess of \$5,000 for a wholesale trade establishment and \$500 for establishments in other trades. A detailed analysis of coverage will be provided in future Census of Business publications.

"Number of establishments" is the number of separate business locations, rather than the number of business companies or organizations, since the Census figures represent information reported separately for each business location or establishment. The establishment count reflects the number of places in business at the end of 1948 excluding administrative and executive offices of multiunit organizations, and "chain store" warehouses.

Sales and receipts.--"1948 sales and receipts" represents sales of merchandise and receipts from repairs and other services to customers. The figures reflect deductions for returned goods and allowances, but not for trade-in allowances; they exclude sales and excise taxes collected from customers and paid directly to any taxing agency.

Proprietors.--"Active proprietors..." represents owners and partners of unincorporated businesses who devoted the major portion of their time to the business in November 1948.

Employment.--"Number of paid employees..." represents all employees on the pay roll for the pay period ending nearest November 15, 1948. "Full workweek" employees, whether regular or seasonal, are those who in the November 15 pay period were paid for working at least the number of hours typically worked in a week by employees of the reporting establishment.

1948 CENSUS OF BUSINESS

RETAIL, WHOLESALE, SERVICE TRADES

U. S. DEPARTMENT OF COMMERCE
BUREAU OF THE CENSUS

PRELIMINARY

For Release April 3, 1950

Release Series BC-1P-05-011

CONEJOS COUNTY, COLO.

Retail, wholesale, and service establishments located in Conejos County, Colorado, showed a substantial expansion in dollar volume of trade from 1939 to 1948 according to preliminary figures from the 1948 Census of Business released today by the Bureau of the Census, U. S. Department of Commerce.

Retail sales in the county during 1948 aggregated \$4.2 million, an increase of 163 percent over the \$1.6 million in 1939, when the preceding Census of Business was taken. Wholesale sales in the county reached a total of \$2.5 million in 1948 as compared with \$0.4 million in 1939. The service trades included in the Census of Business recorded receipts totaling \$136,000 in 1948 compared with \$29,000 in 1939.

Employment in the county also rose over the 9-year period between 1939 and 1948 for the above trades. Establishments in these trades reported a combined total of 219 paid employees for the workweek ended nearest November 15, 1948. This compared with a total of 177 employees reported for the week of November 15, 1939.

These preliminary figures have been derived from a Census report on Conejos County, Colorado. Final figures, superseding the preliminary data for Conejos County, will be included in a Bulletin for the State of Colorado to be issued in several months. Similar data will be made available this year in preliminary and final form for each of the counties and States. A single copy of the preliminary release for Conejos County as well as an order blank for other area releases may be obtained by writing to the Bureau of the Census, Washington 25, D. C.

Table 1.—CENSUS OF BUSINESS PRELIMINARY RESULTS FOR 1948, BY TRADE GROUP

CONEJOS COUNTY, COLO.

Trade group and kind of business	Number of establishments	1948 sales and receipts (Thousand dollars)	Active proprietors of unincorporated businesses Nov. 1948	Paid employees, workweek ended nearest Nov. 15, 1948	
				Total employees ¹	Full workweek employees
RETAIL TRADE, total.....	102	4,248	114	158	133
Food group.....	30	1,027	38	19	17
Eating and drinking places.....	19	263	21	27	19
Gasoline service stations.....	15	548	17	20	19
All other retail stores.....	38	2,410	38	92	78
WHOLESALE TRADE.....	10	2,546	8	47	x
SELECTED SERVICE TRADES, ² /total..	18	136	15	14	11
Personal services.....	10	71	9	9	8
All other service trades.....	8	65	6	5	3

x Not available.

¹/ Includes employees paid for less than the full workweek.

²/ See General Description on last page for changes from the 1939 Census of Business in the coverage of Service Trades.

GENERAL DESCRIPTION OF PRELIMINARY RELEASES FOR THE 1948 CENSUS OF BUSINESS

This series of releases, of which one is planned for each county in the United States, presents preliminary results of the 1948 Census of Business. The information is based on reports submitted by business establishments for that Census. The figures shown are preliminary, and are subject to revision in the final Census publications, but the changes are expected to be relatively minor with respect to coverage. The final Census figures will be issued in a series of Business Census bulletins which will show additional detailed kind-of-business information for all places where there are a sufficient number of establishments.

The 1948 Census of Business was taken under the provision of the Act of June 19, 1948, which provides that the Business Census be taken for 1948 and for each fifth year thereafter. Previous Business Censuses were taken for the years 1929, 1933, 1935, and 1939.

Scope of the Census.—The 1948 Census of Business covered all establishments in the following trades, as defined by the Standard Industrial Classification Manual, May 1949 issue, of the Executive Office of the President: all retail trades; all wholesale trades; all service trades in the following four groups—personal services, business services, automobile repairs and services, and miscellaneous repair services; hotels; tourist courts and camps; and amusements, including motion picture theaters. Some important services not covered are radio broadcasting and television, medical and health, legal, educational, nonprofit, accounting, and domestic services.

This coverage is similar to that of the 1939 Business Census. However, "custom trades" and "services incidental to transportation," which are no longer included in the standard classification of the service trades, are not covered by the 1948 Census. In a number of localities, these exclusions as well as other changes in the standard classification may have a considerable effect in comparing

1948 with 1939 data, particularly with respect to establishment count.

Establishment definition.—For Census purposes, a business establishment is defined to include only enterprises conducted from a recognizable place of business, provided that the annual sales were in excess of \$5,000 for a wholesale trade establishment and \$500 for establishments in other trades. A detailed analysis of coverage will be provided in future Census of Business publications.

"Number of establishments" is the number of separate business locations, rather than the number of business companies or organizations, since the Census figures represent information reported separately for each business location or establishment. The establishment count reflects the number of places in business at the end of 1948 excluding administrative and executive offices of multiunit organizations, and "chain store" warehouses.

Sales and receipts.—"1948 sales and receipts" represents sales of merchandise and receipts from repairs and other services to customers. The figures reflect deductions for returned goods and allowances, but not for trade-in allowances; they exclude sales and excise taxes collected from customers and paid directly to any taxing agency.

Proprietors.—"Active proprietors..." represents owners and partners of unincorporated businesses who devoted the major portion of their time to the business in November 1948.

Employment.—"Number of paid employees..." represents all employees on the pay roll for the pay period ending nearest November 15, 1948. "Full workweek" employees, whether regular or seasonal, are those who in the November 15 pay period were paid for working at least the number of hours typically worked in a week by employees of the reporting establishment.

1948 CENSUS OF BUSINESS

RETAIL, WHOLESALE, SERVICE TRADES

U. S. DEPARTMENT OF COMMERCE
BUREAU OF THE CENSUS

PRELIMINARY

For Release April 3, 1950

Release Series BC-1P-05-012

COSTILLA COUNTY, COLO.

Retail, wholesale, and service establishments located in Costilla County, Colorado, showed a substantial expansion in dollar volume of trade from 1939 to 1948 according to preliminary figures from the 1948 Census of Business released today by the Bureau of the Census, U. S. Department of Commerce.

Retail sales in the county during 1948 aggregated \$1.5 million, an increase of 150 percent over the \$0.6 million in 1939, when the preceding Census of Business was taken. Wholesale sales in the county reached a total of \$1.1 million in 1948 as compared with \$0.2 million in 1939. The service trades included in the Census of Business recorded receipts totaling \$84,000 in 1948 compared with \$6,000 in 1939.

Employment in the county also rose over the 9-year period between 1939 and 1948 for the above trades. Establishments in these trades reported a combined total of 84 paid employees for the workweek ended nearest November 15, 1948. This compared with a total of 58 employees reported for the week of November 15, 1939.

These preliminary figures have been derived from a Census report on Costilla County, Colorado. Final figures, superseding the preliminary data for Costilla County, will be included in a Bulletin for the State of Colorado to be issued in several months. Similar data will be made available this year in preliminary and final form for each of the counties and States. A single copy of the preliminary release for Costilla County as well as an order blank for other area releases may be obtained by writing to the Bureau of the Census, Washington 25, D. C.

Table 1.—CENSUS OF BUSINESS PRELIMINARY RESULTS FOR 1948, BY TRADE GROUP
COSTILLA COUNTY, COLO.

Trade group and kind of business	Number of establishments	1948 sales and receipts (Thousand dollars)	Active proprietors of unincorporated businesses Nov. 1948	Paid employees, workweek ended nearest Nov. 15, 1948	
				Total employees ¹	Full workweek employees
RETAIL TRADE, total.....	64	1,491	63	54	37
Food group.....	24	332	21	4	3
Eating and drinking places.....	9	69	11	2	1
Gasoline service stations.....	5	120	4	3	3
All other retail stores.....	26	970	27	45	30
WHOLESALE TRADE.....	7	1,050	8	26	x
SELECTED SERVICE TRADES ^{2/}	13	84	14	4	3

x Not available.

^{1/} Includes employees paid for less than the full workweek.

^{2/} See General Description on last page for changes from the 1939 Census of Business in the coverage of Service Trades.

GENERAL DESCRIPTION OF PRELIMINARY RELEASES FOR THE
1948 CENSUS OF BUSINESS

This series of releases, of which one is planned for each county in the United States, presents preliminary results of the 1948 Census of Business. The information is based on reports submitted by business establishments for that Census. The figures shown are preliminary, and are subject to revision in the final Census publications, but the changes are expected to be relatively minor with respect to coverage. The final Census figures will be issued in a series of Business Census bulletins which will show additional detailed kind-of-business information for all places where there are a sufficient number of establishments.

The 1948 Census of Business was taken under the provision of the Act of June 19, 1948, which provides that the Business Census be taken for 1948 and for each fifth year thereafter. Previous Business Censuses were taken for the years 1929, 1933, 1935, and 1939.

Scope of the Census.--The 1948 Census of Business covered all establishments in the following trades, as defined by the Standard Industrial Classification Manual, May 1949 issue, of the Executive Office of the President: all retail trades; all wholesale trades; all service trades in the following four groups--personal services, business services, automobile repairs and services, and miscellaneous repair services, hotels; tourist courts and camps, and amusements, including motion picture theaters. Some important services not covered are radio broadcasting and television, medical and health, legal, educational, nonprofit, accounting, and domestic services.

This coverage is similar to that of the 1939 Business Census. However, "custom trades" and "services incidental to transportation," which are no longer included in the standard classification of the service trades, are not covered by the 1948 Census. In a number of localities, these exclusions as well as other changes in the standard classification may have a considerable effect in comparing

1948 with 1939 data, particularly with respect to establishment count.

Establishment definition.--For Census purposes, a business establishment is defined to include only enterprises conducted from a recognizable place of business, provided that the annual sales were in excess of \$5,000 for a wholesale trade establishment and \$500 for establishments in other trades. A detailed analysis of coverage will be provided in future Census of Business publications.

"Number of establishments" is the number of separate business locations, rather than the number of business companies or organizations, since the Census figures represent information reported separately for each business location or establishment. The establishment count reflects the number of places in business at the end of 1948 excluding administrative and executive offices of multiunit organizations, and "chain store" warehouses.

Sales and receipts.--"1948 sales and receipts" represents sales of merchandise and receipts from repairs and other services to customers. The figures reflect deductions for returned goods and allowances, but not for trade-in allowances; they exclude sales and excise taxes collected from customers and paid directly to any taxing agency.

Proprietors.--"Active proprietors..." represents owners and partners of unincorporated businesses who devoted the major portion of their time to the business in November 1948.

Employment.--"Number of paid employees..." represents all employees on the pay roll for the pay period ending nearest November 15, 1948. "Full workweek" employees, whether regular or seasonal, are those who in the November 15 pay period were paid for working at least the number of hours typically worked in a week by employees of the reporting establishment.

1948 CENSUS OF BUSINESS

RETAIL, WHOLESALE, SERVICE TRADES

U. S. DEPARTMENT OF COMMERCE
BUREAU OF THE CENSUS

PRELIMINARY

For Release April 10, 1950

Release Series BC-1P-05-013

CROWLEY COUNTY, COLO.

Retail, wholesale, and service establishments located in Crowley County, Colorado, showed a substantial expansion in dollar volume of trade from 1939 to 1948 according to preliminary figures from the 1948 Census of Business released today by the Bureau of the Census, U. S. Department of Commerce.

Retail sales in the county during 1948 aggregated \$3.6 million, an increase of 227 percent over the \$1.1 million in 1939, when the preceding Census of Business was taken. Wholesale sales in the county reached a total of \$813,000 in 1948 as compared with \$400,000 in 1939. The service trades included in the Census of Business recorded receipts totaling \$124,000 in 1948 compared with \$19,000 in 1939.

Employment in the county also rose over the 9-year period between 1939 and 1948 for the above trades. Establishments in these trades reported a combined total of 154 paid employees for the workweek ended nearest November 15, 1948. This compared with a total of 117 employees reported for the week of November 15, 1939.

These preliminary figures have been derived from a Census report on Crowley County, Colorado. Final figures, superseding the preliminary data for Crowley County, will be included in a Bulletin for the State of Colorado to be issued in several months. Similar data will be made available this year in preliminary and final form for each of the counties and States. A single copy of the preliminary release for Crowley County as well as an order blank for other area releases may be obtained by writing to the Bureau of the Census, Washington 25, D. C.

Table 1.—CENSUS OF BUSINESS PRELIMINARY RESULTS FOR 1948, BY TRADE GROUP
CROWLEY COUNTY, COLO.

Trade group and kind of business	Number of establishments	1948 sales and receipts (Thousand dollars)	Active proprietors of unincorporated businesses Nov. 1948	Paid employees, workweek ended nearest Nov. 15, 1948	
				Total employees ¹	Full workweek employees
RETAIL TRADE, total.....	71	3,573	71	137	103
Food group.....	19	786	20	23	17
Eating and drinking places.....	10	156	12	26	20
Gasoline service stations.....	7	157	7	3	3
All other retail stores.....	35	2,474	32	85	63
WHOLESALE TRADE.....	8	813	7	7	x
SELECTED SERVICE TRADES, ^{2/} total..	15	124	18	10	10
Personal services.....	8	42	9	6	6
All other service trades.....	7	82	9	4	4

x Not available.

^{1/} Includes employees paid for less than the full workweek.

^{2/} See General Description on last page for changes from the 1939 Census of Business in the coverage of Service Trades.

GENERAL DESCRIPTION OF PRELIMINARY RELEASES FOR THE
1948 CENSUS OF BUSINESS

This series of releases, of which one is planned for each county in the United States, presents preliminary results of the 1948 Census of Business. The information is based on reports submitted by business establishments for that Census. The figures shown are preliminary, and are subject to revision in the final Census publications, but the changes are expected to be relatively minor with respect to coverage. The final Census figures will be issued in a series of Business Census bulletins which will show additional detailed kind-of-business information for all places where there are a sufficient number of establishments.

The 1948 Census of Business was taken under the provision of the Act of June 19, 1948, which provides that the Business Census be taken for 1948 and for each fifth year thereafter. Previous Business Censuses were taken for the years 1929, 1933, 1935, and 1939.

Scope of the Census.—The 1948 Census of Business covered all establishments in the following trades, as defined by the Standard Industrial Classification Manual, May 1949 issue, of the Executive Office of the President: all retail trades; all wholesale trades; all service trades in the following four groups—personal services, business services, automobile repairs and services, and miscellaneous repair services; hotels; tourist courts and camps; and amusements, including motion picture theaters. Some important services not covered are radio broadcasting and television, medical and health, legal, educational, nonprofit, accounting, and domestic services.

This coverage is similar to that of the 1939 Business Census. However, "custom trades" and "services incidental to transportation," which are no longer included in the standard classification of the service trades, are not covered by the 1948 Census. In a number of localities, these exclusions as well as other changes in the standard classification may have a considerable effect in comparing

1948 with 1939 data, particularly with respect to establishment count.

Establishment definition.—For Census purposes, a business establishment is defined to include only enterprises conducted from a recognizable place of business, provided that the annual sales were in excess of \$5,000 for a wholesale trade establishment and \$500 for establishments in other trades. A detailed analysis of coverage will be provided in future Census of Business publications.

"Number of establishments" is the number of separate business locations, rather than the number of business companies or organizations, since the Census figures represent information reported separately for each business location or establishment. The establishment count reflects the number of places in business at the end of 1948 excluding administrative and executive offices of multiunit organizations, and "chain store" warehouses.

Sales and receipts.—"1948 sales and receipts" represents sales of merchandise and receipts from repairs and other services to customers. The figures reflect deductions for returned goods and allowances, but not for trade-in allowances; they exclude sales and excise taxes collected from customers and paid directly to any taxing agency.

Proprietors.—"Active proprietors..." represents owners and partners of unincorporated businesses who devoted the major portion of their time to the business in November 1948.

Employment.—"Number of paid employees..." represents all employees on the pay roll for the pay period ending nearest November 15, 1948. "Full workweek" employees, whether regular or seasonal, are those who in the November 15 pay period were paid for working at least the number of hours typically worked in a week by employees of the reporting establishment.

1948 CENSUS OF BUSINESS

RETAIL, WHOLESALE, SERVICE TRADES

U. S. DEPARTMENT OF COMMERCE
BUREAU OF THE CENSUS

PRELIMINARY

For Release May 1, 1950

Release Series BC-1P- 05-014

CUSTER COUNTY, COLO.

Retail establishments located in Custer County, Colorado, showed a substantial expansion in dollar volume of trade from 1939 to 1948 according to preliminary figures from the 1948 Census of Business released today by the Bureau of the Census, U. S. Department of Commerce.

Retail sales in the county during 1948 aggregated \$729,000, an increase of 132 percent over the \$314,000 in 1939, when the preceding Census of Business was taken. The service trades included in the Census of Business recorded receipts totaling \$8,000 in 1948, a decrease from the \$13,000 reported in 1939.

Employment in the county rose over the 9-year period between 1939 and 1948 for retail trade. Establishments in this trade reported a total of 29 paid employees for the workweek ended nearest November 15, 1948. This compared with a total of 26 employees reported for the week of November 15, 1939.

These preliminary figures have been derived from a Census report on Custer County, Colorado. Final figures, superseding the preliminary data for Custer County, will be included in a Bulletin for the State of Colorado to be issued in several months. Similar data will be made available this year in preliminary and final form for each of the counties and States. A single copy of the preliminary release for Custer County as well as an order blank for other area releases may be obtained by writing to the Bureau of the Census, Washington 25, D. C.

Table 1.—CENSUS OF BUSINESS PRELIMINARY RESULTS FOR 1948, BY TRADE GROUP

CUSTER COUNTY, COLO.

Trade group and kind of business	Number of establishments	1948 sales and receipts (Thousand dollars)	Active proprietors of unincorporated businesses Nov. 1948	Paid employees, workweek ended nearest Nov. 15, 1948	
				Total employees ¹	Full workweek employees
RETAIL TRADE, total.....	30	729	33	29	23
Food group.....	7	208	11	8	5
Eating and drinking places.....	6	57	4	7	4
Gasoline service stations.....	5	189	6	5	5
All other retail stores.....	12	275	12	9	9
SELECTED SERVICE TRADES ^{2/}	6	8	7	-	-

^{1/} Includes employees paid for less than the full workweek.

^{2/} See General Description on last page for changes from the 1939 Census of Business in the coverage of Service Trades.

40669

GENERAL DESCRIPTION OF PRELIMINARY RELEASES FOR THE 1948 CENSUS OF BUSINESS

This series of releases, of which one is planned for each county in the United States, presents preliminary results of the 1948 Census of Business. The information is based on reports submitted by business establishments for that Census. The figures shown are preliminary, and are subject to revision in the final Census publications, but the changes are expected to be relatively minor with respect to coverage. The final Census figures will be issued in a series of Business Census bulletins which will show additional detailed kind-of-business information for all places where there are a sufficient number of establishments.

The 1948 Census of Business was taken under the provision of the Act of June 19, 1948, which provides that the Business Census be taken for 1948 and for each fifth year thereafter. Previous Business Censuses were taken for the years 1929, 1933, 1935, and 1939.

Scope of the Census.—The 1948 Census of Business covered all establishments in the following trades, as defined by the Standard Industrial Classification Manual, May 1949 issue, of the Executive Office of the President: all retail trades; all wholesale trades; all service trades in the following four groups—personal services, business services, automobile repairs and services, and miscellaneous repair services; hotels; tourist courts and camps; and amusements, including motion picture theaters. Some important services not covered are radio broadcasting and television, medical and health, legal, educational, nonprofit, accounting, and domestic services.

This coverage is similar to that of the 1939 Business Census. However, "custom trades" and "services incidental to transportation," which are no longer included in the standard classification of the service trades, are not covered by the 1948 Census. In a number of localities, these exclusions as well as other changes in the standard classification may have a considerable effect in comparing

1948 with 1939 data, particularly with respect to establishment count.

Establishment definition.—For Census purposes, a business establishment is defined to include only enterprises conducted from a recognizable place of business, provided that the annual sales were in excess of \$5,000 for a wholesale trade establishment and \$500 for establishments in other trades. A detailed analysis of coverage will be provided in future Census of Business publications.

"Number of establishments" is the number of separate business locations, rather than the number of business companies or organizations, since the Census figures represent information reported separately for each business location or establishment. The establishment count reflects the number of places in business at the end of 1948 excluding administrative and executive offices of multiunit organizations, and "chain store" warehouses.

Sales and receipts.—"1948 sales and receipts" represents sales of merchandise and receipts from repairs and other services to customers. The figures reflect deductions for returned goods and allowances, but not for trade-in allowances; they exclude sales and excise taxes collected from customers and paid directly to any taxing agency.

Proprietors.—"Active proprietors..." represents owners and partners of unincorporated businesses who devoted the major portion of their time to the business in November 1948.

Employment.—"Number of paid employees..." represents all employees on the pay roll for the pay period ending nearest November 15, 1948. "Full workweek" employees, whether regular or seasonal, are those who in the November 15 pay period were paid for working at least the number of hours typically worked in a week by employees of the reporting establishment.

1948 CENSUS OF BUSINESS

RETAIL, WHOLESALE, SERVICE TRADES

U. S. DEPARTMENT OF COMMERCE
BUREAU OF THE CENSUS

PRELIMINARY

For Release April 20, 1950

Release Series BC-1P-05-015

DELTA COUNTY, COLO.

Retail, wholesale, and service establishments located in Delta County, Colorado, showed a substantial expansion in dollar volume of trade from 1939 to 1948 according to preliminary figures from the 1948 Census of Business released today by the Bureau of the Census, U. S. Department of Commerce.

Retail sales in the county during 1948 aggregated \$12.3 million, an increase of 208 percent over the \$4.0 million in 1939, when the preceding Census of Business was taken. Wholesale sales in the county reached a total of \$8.7 million in 1948 as compared with \$1.4 million in 1939. The service trades included in the Census of Business recorded receipts totaling \$481,000 in 1948 compared with \$213,000 in 1939.

Employment in the county also rose over the 9-year period between 1939 and 1948 for the above trades. Establishments in these trades reported a combined total of 979 paid employees for the workweek ended nearest November 15, 1948. This compared with a total of 596 employees reported for the week of November 15, 1939.

These preliminary figures have been derived from a Census report on Delta County, Colorado, which also includes data for the city of Delta. Final figures, superseding the preliminary data for Delta County, will be included in a Bulletin for the State of Colorado to be issued in several months. Similar data will be made available this year in preliminary and final form for each of the counties and States. A single copy of the preliminary release for Delta County as well as an order blank for other area releases may be obtained by writing to the Bureau of the Census, Washington 25, D. C.

Table 1.—CENSUS OF BUSINESS PRELIMINARY RESULTS FOR 1948, BY TRADE GROUP

DELTA COUNTY, COLO.

Trade group and kind of business	Number of establishments	1948 sales and receipts (Thousand dollars)	Active proprietors of unincorporated businesses Nov. 1948	Paid employees, workweek ended nearest Nov. 15, 1948	
				Total employees ¹	Full workweek employees
RETAIL TRADE, total.....	206	12,292	204	562	438
Food group.....	37	2,842	36	87	58
Eating and drinking places.....	23	464	26	55	43
General merchandise grp, general stores.	10	944	7	58	40
Apparel group.....	12	661	10	44	32
Furniture-home furnishings-appliance grp.	17	723	21	27	21
Automotive group.....	21	1,919	19	71	67
Gasoline service stations.....	30	1,111	32	61	41
Lumber-building-hardware group.....	19	2,232	10	89	79
Drug and proprietary stores.....	7	388	8	27	23
All other retail stores.....	30	1,008	35	43	34
WHOLESALE TRADE, total.....	36	8,658	36	361	x
Merchant wholesalers.....	9	1,139	7	36	x
Other types of wholesale.....	27	7,519	29	325	x
SELECTED SERVICE TRADES, ² /total.....	69	481	81	56	43
Personal services.....	36	227	36	37	27
All other service trades.....	33	254	45	19	16
TOURIST COURTS AND CAMPS.....	8	26	7	-	-
AMUSEMENTS.....	11	172	8	38	x

x Not available.

¹/ Includes employees paid for less than the full workweek.

²/ See General Description on last page for changes from the 1939 Census of Business in the coverage of Service Trades.

Table 2.—CENSUS OF BUSINESS PRELIMINARY RESULTS FOR 1948 FOR CITIES OF 2,500 INHABITANTS OR MORE

DELTA COUNTY, COLO.

(Data omitted for trade groups where necessary to avoid disclosure)

City and trade group ¹	Number of establishments	1948 sales and receipts (Thousand dollars)	Active proprietors of unincorporated businesses Nov. 1948	Paid employees, workweek ended nearest Nov. 15, 1948	
				Total employees ²	Full workweek employees
Delta:					
Retail trade.....	93	7,314	95	340	275
Selected service trades....	29	249	32	43	31
Remainder of county:					
Retail trade.....	113	4,978	109	222	163
Selected service trades....	40	232	49	13	12

1/ See General Description on this page for changes from the 1939 Census of Business in the coverage of Service Trades.

2/ Includes employees paid for less than the full workweek.

GENERAL DESCRIPTION OF PRELIMINARY RELEASES FOR THE 1948 CENSUS OF BUSINESS

This series of releases, of which one is planned for each county in the United States, presents preliminary results of the 1948 Census of Business. The information is based on reports submitted by business establishments for that Census. The figures shown are preliminary, and are subject to revision in the final Census publications, but the changes are expected to be relatively minor with respect to coverage. The final Census figures will be issued in a series of Business Census bulletins which will show additional detailed kind-of-business information for all places where there are a sufficient number of establishments.

The 1948 Census of Business was taken under the provision of the Act of June 19, 1948, which provides that the Business Census be taken for 1948 and for each fifth year thereafter. Previous Business Censuses were taken for the years 1929, 1933, 1935, and 1939.

Scope of the Census.—The 1948 Census of Business covered all establishments in the following trades, as defined by the Standard Industrial Classification Manual, May 1949 issue, of the Executive Office of the President: all retail trades; all wholesale trades; all service trades in the following four groups—personal services, business services, automobile repairs and services, and miscellaneous repair services; hotels; tourist courts and camps; and amusements, including motion picture theaters. Some important services not covered are radio broadcasting and television, medical and health, legal, educational, nonprofit, accounting, and domestic services.

This coverage is similar to that of the 1939 Business Census. However, "custom trade" and "services incidental to transportation," which are no longer included in the standard classification of the service trades, are not covered by the 1948 Census. In a number of localities, these exclusions as well as other changes in the standard classification may have

a considerable effect in comparing 1948 with 1939 data, particularly with respect to establishment count.

Establishment definition.—For Census purposes, a business establishment is defined to include only enterprises conducted from a recognizable place of business, provided that the annual sales were in excess of \$5,000 for a wholesale trade establishment and \$500 for establishments in other trades. A detailed analysis of coverage will be provided in future Census of Business publications.

"Number of establishments" is the number of separate business locations, rather than the number of business companies or organizations, since the Census figures represent information reported separately for each business location or establishment. The establishment count reflects the number of places in business at the end of 1948 excluding administrative and executive offices of multiunit organizations, and "chain store" warehouses.

Sales and receipts.—"1948 sales and receipts" represents sales of merchandise and receipts from repairs and other services to customers. The figures reflect deductions for returned goods and allowances, but not for trade-in allowances; they exclude sales and excise taxes collected from customers and paid directly to any taxing agency.

Proprietors.—"Active proprietors..." represents owners and partners of unincorporated businesses who devoted the major portion of their time to the business in November 1948.

Employment.—"Number of paid employees..." represents all employees on the pay roll for the pay period ending nearest November 15, 1948. "Full workweek" employees, whether regular or seasonal, are those who in the November 15 pay period were paid for working at least the number of hours typically worked in a week by employees of the reporting establishment.

1948 CENSUS OF BUSINESS

RETAIL, WHOLESALE, SERVICE TRADES

U. S. DEPARTMENT OF COMMERCE
BUREAU OF THE CENSUS

PRELIMINARY

For Release May 15, 1950

Release Series BC-1P-05-016

DENVER COUNTY, COLO.

Retail, wholesale, and service establishments located in Denver County, Colorado, showed a substantial expansion in dollar volume of trade from 1939 to 1948 according to preliminary figures from the 1948 Census of Business released today by the Bureau of the Census, U. S. Department of Commerce.

Retail sales in the county during 1948 aggregated \$508,000,000, an increase of 185 percent over the \$178,000,000 sales in 1939, when the preceding Census of Business was taken. Wholesale sales volume in the county showed a 244 percent rise over the same period, reaching a total of \$1,174,600,000 in 1948 as compared with \$341,000,000 in 1939. The service trades included in the Census of Business reported receipts totaling \$39,900,000 in 1948 compared with \$14,000,000 in 1939. Hotel receipts moved from \$4,900,000 in 1939 to \$11,700,000 in 1948. Amusement businesses in the county recorded receipts of \$7,700,000 in 1948. No comparable figure for 1939 is available.

Employment in the county also rose over the 9-year period between 1939 and 1948 for the trades covered by the Census of Business. Retail trade establishments reported 30,360 paid employees for the workweek ended nearest November 15, 1948. Of these, 25,106 worked the full week, and the remainder part of the week. The comparable total and full workweek figures for 1939 were 22,731 and 19,381. Wholesale trade establishments reported a total of 17,490 full- and part-week employees for the week of November 15, 1948, compared with 10,144 for the same week in 1939. For the selected service trades, November 15, 1948, paid employees numbered 7,031; the comparable figure for 1939, adjusted for change in scope between the two Censuses, was 5,584.

These preliminary figures have been derived from a Census report on Denver County, Colorado, which is coextensive with the city of Denver.

Final figures, superseding the preliminary data for Denver County, will be included in a Bulletin for the State of Colorado to be issued in several months. Similar data will be made available this year in preliminary and final form for each of the counties and States. A single copy of the preliminary release for Denver County as well as an order blank for other area releases may be obtained by writing to the Bureau of the Census, Washington 25, D. C.

Table 1.—CENSUS OF BUSINESS PRELIMINARY RESULTS FOR 1948, BY TRADE GROUP

DENVER COUNTY, COLO.

Trade group and kind of business	Number of establishments	1948 sales and receipts (Thousand dollars)	Active proprietors of unincorporated businesses Nov. 1948	Paid employees, workweek ended nearest Nov. 15, 1948	
				Total employees ¹	Full workweek employees
RETAIL TRADE, total.....	4,206	508,009	4,236	30,360	25,106
Food group.....	1,008	93,788	1,072	3,019	2,134
Eating and drinking places.....	755	38,841	849	5,908	4,894
General merchandise group, general stores....	99	118,517	87	8,640	7,073
Apparel group.....	259	35,822	208	2,409	1,913
Furniture-home furnishings-appliance group...	230	26,286	227	1,524	1,420
Automotive group.....	213	82,227	178	2,249	2,281
Gasoline service stations.....	458	20,541	483	1,037	756
Lumber-building-hardware group.....	195	26,952	192	1,364	1,225
Drug and proprietary stores.....	217	22,717	195	1,607	1,308
All other retail stores.....	772	42,348	795	2,503	2,096
WHOLESALE TRADE, total.....	1,265	1,174,624	820	17,490	x
Merchant wholesalers, total.....	770	493,071	568	11,762	x
Groceries, foods.....	145	95,083	160	1,877	x
Dry goods, apparel.....	36	15,782	32	377	x
Hardware, elect'l, plum'g and heat'g.....	79	53,866	43	1,234	x
Mach'y, equip't, industrial supplies.....	163	61,027	84	1,964	x
Automotive parts, accessories.....	79	34,022	47	1,524	x
All other merchant wholesalers.....	268	233,291	193	4,786	x

Continued

Table 1.—CENSUS OF BUSINESS PRELIMINARY RESULTS FOR 1948, BY TRADE GROUP
DENVER COUNTY, COLO.

Trade group and kind of business	Number of establishments	1948 sales and receipts (Thousand dollars)	Active proprietors of unincorporated businesses Nov. 1948	Paid employees, workweek ended nearest Nov. 15, 1948	
				Total employees ¹	Full workweek employees
WHOLESALE TRADE (Continued)					
Manufacturers' sales branches, offices.....	214	341,245	7	4,523	x
Petroleum bulk plants, terminals.....	34	31,021	20	306	x
Agents, brokers (merchandise).....	224	282,623	211	682	x
Assemblers of farm products.....	23	26,664	14	217	x
SELECTED SERVICE TRADES,^{2/} total.....	2,187	39,860	2,224	7,091	6,085
Personal services.....	1,298	19,665	1,347	4,100	3,745
Business services.....	213	6,631	191	1,423	968
Automotive repairs and services.....	396	9,941	406	1,063	968
Other repair services.....	280	3,623	280	445	404
HOTELS.....	206	11,684	207	2,319	2,102
TOURIST COURTS AND CAMPS.....	47	833	53	68	60
AMUSEMENTS.....	100	7,695	69	987	x

x Not available.

^{1/} Includes employees paid for less than the full workweek.

^{2/} See General Description on this page for changes from the 1939 Census of Business in the coverage of Service Trades.

GENERAL DESCRIPTION OF PRELIMINARY RELEASES FOR THE 1948 CENSUS OF BUSINESS

This series of releases, of which one is planned for each county in the United States, presents preliminary results of the 1948 Census of Business. The information is based on reports submitted by business establishments for that Census. The figures shown are preliminary, and are subject to revision in the final Census publications, but the changes are expected to be relatively minor with respect to coverage. The final Census figures will be issued in a series of Business Census bulletins which will show additional detailed kind-of-business information for all places where there are a sufficient number of establishments.

The 1948 Census of Business was taken under the provision of the Act of June 19, 1948, which provides that the Business Census be taken for 1948 and for each fifth year thereafter. Previous Business Censuses were taken for the years 1929, 1933, 1935, and 1939.

Scope of the Census.—The 1948 Census of Business covered all establishments in the following trades, as defined by the Standard Industrial Classification Manual, May 1949 issue, of the Executive Office of the President: all retail trades; all wholesale trades; all service trades in the following four groups—personal services, business services, automobile repairs and services, and miscellaneous repair services; hotels; tourist courts and camps; and amusements, including motion picture theaters. Some important services not covered are radio broadcasting and television, medical and health, legal, educational, nonprofit, accounting, and domestic services.

This coverage is similar to that of the 1939 Business Census. However, "custom trades" and "services incidental to transportation," which are no longer included in the standard classification of the service trades, are not covered by the 1948 Census. In a number of localities, these exclusions as well as

other changes in the standard classification may have a considerable effect in comparing 1948 with 1939 data, particularly with respect to establishment count.

Establishment definition.—For Census purposes, a business establishment is defined to include only enterprises conducted from a recognizable place of business, provided that the annual sales were in excess of \$5,000 for a wholesale trade establishment and \$500 for establishments in other trades. A detailed analysis of coverage will be provided in future Censuses of Business publications.

"Number of establishments" is the number of separate business locations, rather than the number of business companies or organizations, since the Census figures represent information reported separately for each business location or establishment. The establishment count reflects the number of places in business at the end of 1948 excluding administrative and executive offices of multinational organizations, and "chain store" warehouses.

Sales and receipts.—"1948 sales and receipts" represents sales of merchandise and receipts from repairs and other services to customers. The figures reflect deductions for returned goods and allowances, but not for trade-in allowances; they exclude sales and excise taxes collected from customers and paid directly to any taxing agency.

Proprietors.—"Active proprietors..." represents owners and partners of unincorporated businesses who devoted the major portion of their time to the business in November 1948.

Employment.—"Number of paid employees..." represents all employees on the pay roll for the pay period ending nearest November 15, 1948. "Full workweek" employees, whether regular or seasonal, are those who in the November 15 pay period were paid for working at least the number of hours typically worked in a week by employees of the reporting establishment.

1948 CENSUS OF BUSINESS

RETAIL, WHOLESALE, SERVICE TRADES

U. S. DEPARTMENT OF COMMERCE
BUREAU OF THE CENSUS

PRELIMINARY

For Release May 15, 1950

Release Series BC-1P-05-017

DOLORES COUNTY, COLO.

Retail and wholesale establishments located in Dolores County, Colorado, showed a substantial expansion in dollar volume of trade from 1939 to 1948 according to preliminary figures from the 1948 Census of Business released today by the Bureau of the Census, U. S. Department of Commerce.

Retail sales in the county during 1948 aggregated \$972,000, an increase of 319 per cent over the \$232,000 in 1939, when the preceding Census of Business was taken. Wholesale sales in the county reached a total of \$1.0 million in 1948 as compared with \$0.2 million in 1939.

Employment in the county also rose over the 9-year period between 1939 and 1948 for the above trades. Establishments in these trades reported a combined total of 74 paid employees for the workweek ended nearest November 15, 1948. This compared with a total of 26 employees reported for the week of November 15, 1939.

These preliminary figures have been derived from a Census report on Dolores County, Colorado. Final figures, superseding the preliminary data for Dolores County, will be included in a Bulletin for the State of Colorado to be issued in several months. Similar data will be made available this year in preliminary and final form for each of the counties and States. A single copy of the preliminary release for Dolores County as well as an order blank for other area releases may be obtained by writing to the Bureau of the Census, Washington 25, D. C.

Table 1.—CENSUS OF BUSINESS PRELIMINARY RESULTS FOR 1948, BY TRADE GROUP
DOLORES COUNTY, COLO.

Trade group and kind of business	Number of establishments	1948 sales and receipts (Thousand dollars)	Active proprietors of unincorporated businesses Nov. 1948	Paid employees, workweek ended nearest Nov. 15, 1948	
				Total employees ¹	Full workweek employees
RETAIL TRADE.....	23	972	24	35	33
WHOLESALE TRADE.....	7	1,005	10	39	x

x Not available.

1/ Includes employees paid for less than the full workweek.

91245

GENERAL DESCRIPTION OF PRELIMINARY RELEASES FOR THE 1948 CENSUS OF BUSINESS

This series of releases, of which one is planned for each county in the United States, presents preliminary results of the 1948 Census of Business. The information is based on reports submitted by business establishments for that Census. The figures shown are preliminary, and are subject to revision in the final Census publications, but the changes are expected to be relatively minor with respect to coverage. The final Census figures will be issued in a series of Business Census bulletins which will show additional detailed kind-of-business information for all places where there are a sufficient number of establishments.

The 1948 Census of Business was taken under the provision of the Act of June 19, 1948, which provides that the Business Census be taken for 1948 and for each fifth year thereafter. Previous Business Censuses were taken for the years 1929, 1933, 1935, and 1939.

Scope of the Census.—The 1948 Census of Business covered all establishments in the following trades, as defined by the Standard Industrial Classification Manual, May 1949 issue, of the Executive Office of the President: all retail trades; all wholesale trades; all service trades in the following four groups—personal services, business services, automobile repairs and services, and miscellaneous repair services; hotels; tourist courts and camps; and amusements, including motion picture theaters. Some important services not covered are radio broadcasting and television, medical and health, legal, educational, nonprofit, accounting, and domestic services.

This coverage is similar to that of the 1939 Business Census. However, "custom trades" and "services incidental to transportation," which are no longer included in the standard classification of the service trades, are not covered by the 1948 Census. In a number of localities, these exclusions as well as other changes in the standard classification may have a considerable effect in comparing

1948 with 1939 data, particularly with respect to establishment count.

Establishment definition.—For Census purposes, a business establishment is defined to include only enterprises conducted from a recognizable place of business, provided that the annual sales were in excess of \$5,000 for a wholesale trade establishment and \$500 for establishments in other trades. A detailed analysis of coverage will be provided in future Census of Business publications.

"Number of establishments" is the number of separate business locations, rather than the number of business companies or organizations, since the Census figures represent information reported separately for each business location or establishment. The establishment count reflects the number of places in business at the end of 1948 excluding administrative and executive offices of multiunit organizations, and "chain store" warehouses.

Sales and receipts.—"1948 sales and receipts" represents sales of merchandise and receipts from repairs and other services to customers. The figures reflect deductions for returned goods and allowances, but not for trade-in allowances; they exclude sales and excise taxes collected from customers and paid directly to any taxing agency.

Proprietors.—"Active proprietors..." represents owners and partners of unincorporated businesses who devoted the major portion of their time to the business in November 1948.

Employment.—"Number of paid employees..." represents all employees on the pay roll for the pay period ending nearest November 15, 1948. "Full workweek" employees, whether regular or seasonal, are those who in the November 15 pay period were paid for working at least the number of hours typically worked in a week by employees of the reporting establishment.

1948 CENSUS OF BUSINESS

RETAIL, WHOLESALE, SERVICE TRADES

U. S. DEPARTMENT OF COMMERCE
BUREAU OF THE CENSUS

PRELIMINARY

For Release April 10, 1950

Release Series BC-1P-05-018

DOUGLAS COUNTY, COLO.

Retail and service establishments located in Douglas County, Colorado, showed a substantial expansion in dollar volume of trade from 1939 to 1948 according to preliminary figures from the 1948 Census of Business released today by the Bureau of the Census, U. S. Department of Commerce.

Retail sales in the county during 1948 aggregated \$1.9 million, an increase of 171 percent over the \$0.7 million in 1939, when the preceding Census of Business was taken. The service trades included in the Census of Business recorded receipts totaling \$69,000 in 1948 compared with \$14,000 in 1939.

Employment in the county also rose over the 9-year period between 1939 and 1948 for the above trades. Establishments in these trades reported a combined total of 75 paid employees for the workweek ended nearest November 15, 1948. This compared with a total of 41 employees reported for the week of November 15, 1939.

These preliminary figures have been derived from a Census report on Douglas County, Colorado. Final figures, superseding the preliminary data for Douglas County, will be included in a Bulletin for the State of Colorado to be issued in several months. Similar data will be made available this year in preliminary and final form for each of the counties and States. A single copy of the preliminary release for Douglas County as well as an order blank for other area releases may be obtained by writing to the Bureau of the Census, Washington 25, D. C.

Table 1.—CENSUS OF BUSINESS PRELIMINARY RESULTS FOR 1948, BY TRADE GROUP
DOUGLAS COUNTY, COLO.

Trade group and kind of business	Number of establishments	1948 sales and receipts (Thousand dollars)	Active proprietors of unincorporated businesses Nov. 1948	Paid employees, workweek ended nearest Nov. 15, 1948	
				Total employees ¹	Full workweek employees
RETAIL TRADE, total.....	47	1,936	52	68	50
Food group.....	11	496	11	7	6
Eating and drinking places.....	8	92	12	18	16
Gasoline service stations.....	10	364	7	13	9
All other retail stores.....	18	984	22	30	19
SELECTED SERVICE TRADES ^{2/}	10	69	11	7	5

^{1/} Includes employees paid for less than the full workweek.

^{2/} See General Description on last page for changes from the 1939 Census of Business in the coverage of Service Trades.

GENERAL DESCRIPTION OF PRELIMINARY RELEASES FOR THE 1948 CENSUS OF BUSINESS

This series of releases, of which one is planned for each county in the United States, presents preliminary results of the 1948 Census of Business. The information is based on reports submitted by business establishments for that Census. The figures shown are preliminary, and are subject to revision in the final Census publications, but the changes are expected to be relatively minor with respect to coverage. The final Census figures will be issued in a series of Business Census bulletins which will show additional detailed kind-of-business information for all places where there are a sufficient number of establishments.

The 1948 Census of Business was taken under the provision of the Act of June 19, 1948, which provides that the Business Census be taken for 1948 and for each fifth year thereafter. Previous Business Censuses were taken for the years 1929, 1933, 1935, and 1939.

Scope of the Census.—The 1948 Census of Business covered all establishments in the following trades, as defined by the Standard Industrial Classification Manual, May 1949 issue, of the Executive Office of the President: all retail trades; all wholesale trades; all service trades in the following four groups—personal services, business services, automobile repairs and services, and miscellaneous repair services; hotels; tourist courts and camps; and amusements, including motion picture theaters. Some important services not covered are radio broadcasting and television, medical and health, legal, educational, nonprofit, accounting, and domestic services.

This coverage is similar to that of the 1939 Business Census. However, "custom trades" and "services incidental to transportation," which are no longer included in the standard classification of the service trades, are not covered by the 1948 Census. In a number of localities, these exclusions as well as other changes in the standard classification may have a considerable effect in comparing

1948 with 1939 data, particularly with respect to establishment count.

Establishment definition.—For Census purposes, a business establishment is defined to include only enterprises conducted from a recognizable place of business, provided that the annual sales were in excess of \$5,000 for a wholesale trade establishment and \$500 for establishments in other trades. A detailed analysis of coverage will be provided in future Census of Business publications.

"Number of establishments" is the number of separate business locations, rather than the number of business companies or organizations, since the Census figures represent information reported separately for each business location or establishment. The establishment count reflects the number of places in business at the end of 1948 excluding administrative and executive offices of multiunit organizations, and "chain store" warehouses.

Sales and receipts.—"1948 sales and receipts" represents sales of merchandise and receipts from repairs and other services to customers. The figures reflect deductions for returned goods and allowances, but not for trade-in allowances; they exclude sales and excise taxes collected from customers and paid directly to any taxing agency.

Proprietors.—"Active proprietors..." represents owners and partners of unincorporated businesses who devoted the major portion of their time to the business in November 1948.

Employment.—"Number of paid employees..." represents all employees on the pay roll for the pay period ending nearest November 15, 1948. "Full workweek" employees, whether regular or seasonal, are those who in the November 15 pay period were paid for working at least the number of hours typically worked in a week by employees of the reporting establishment.

1948 CENSUS OF BUSINESS

U. S. DEPARTMENT OF COMMERCE
BUREAU OF THE CENSUS

RETAIL, WHOLESALE, SERVICE TRADES

PRELIMINARY

For Release April 20, 1950

Release Series BC-1P- 05-019

EAGLE COUNTY, COLO.

Retail, wholesale, and service establishments located in Eagle County, Colorado, showed a substantial expansion in dollar volume of trade from 1939 to 1948 according to preliminary figures from the 1948 Census of Business released today by the Bureau of the Census, U. S. Department of Commerce.

Retail sales in the county during 1948 aggregated \$2.8 million, an increase of 115 percent over the \$1.3 million in 1939, when the preceding Census of Business was taken. Wholesale sales in the county reached a total of \$343,000 in 1948 as compared with \$117,000 in 1939. The service trades included in the Census of Business recorded receipts totaling \$28,000 in 1948 compared with \$25,000 in 1939.

Employment in the county also rose over the 9-year period between 1939 and 1948 for the above trades. Establishments in these trades reported a combined total of 122 paid employees for the workweek ended nearest November 15, 1948. This compared with a total of 101 employees reported for the week of November 15, 1939.

These preliminary figures have been derived from a Census report on Eagle County, Colorado. Final figures, superseding the preliminary data for Eagle County, will be included in a Bulletin for the State of Colorado to be issued in several months. Similar data will be made available this year in preliminary and final form for each of the counties and States. A single copy of the preliminary release for Eagle County as well as an order blank for other area releases may be obtained by writing to the Bureau of the Census, Washington 25, D. C.

Table 1.—CENSUS OF BUSINESS PRELIMINARY RESULTS FOR 1948, BY TRADE GROUP

EAGLE COUNTY, COLO.

Trade group and kind of business	Number of establishments	1948 sales and receipts (Thousand dollars)	Active proprietors of unincorporated businesses Nov. 1948	Paid employees, workweek ended nearest Nov. 15, 1948	
				Total employees ¹	Full workweek employees
RETAIL TRADE, total.....	77	2,837	80	117	83
Food group.....	17	836	22	20	13
Eating and drinking places.....	17	285	16	33	25
Gasoline service stations.....	13	234	14	2	-
All other retail stores.....	30	1,482	28	62	45
WHOLESALE TRADE.....	5	343	6	4	x
SELECTED SERVICE TRADES.....	8	28	7	1	1
HOTELS.....	5	64	9	4	3
TOURIST COURTS AND CAMPS.....	5	13	3	5	3

x Not available.

¹/ Includes employees paid for less than the full workweek.

²/ See General Description on last page for changes from the 1939 Census of Business in the coverage of Service Trades.

GENERAL DESCRIPTION OF PRELIMINARY RELEASES FOR THE 1948 CENSUS OF BUSINESS

This series of releases, of which one is planned for each county in the United States, presents preliminary results of the 1948 Census of Business. The information is based on reports submitted by business establishments for that Census. The figures shown are preliminary, and are subject to revision in the final Census publications, but the changes are expected to be relatively minor with respect to coverage. The final Census figures will be issued in a series of Business Census bulletins which will show additional detailed kind-of-business information for all places where there are a sufficient number of establishments.

The 1948 Census of Business was taken under the provision of the Act of June 19, 1948, which provides that the Business Census be taken for 1948 and for each fifth year thereafter. Previous Business Censuses were taken for the years 1929, 1933, 1935, and 1939.

Scope of the Census.—The 1948 Census of Business covered all establishments in the following trades, as defined by the Standard Industrial Classification Manual, May 1949 issue, of the Executive Office of the President: all retail trades; all wholesale trades; all service trades in the following four groups—personal services, business services, automobile repairs and services, and miscellaneous repair services; hotels; tourist courts and camps; and amusements, including motion picture theaters. Some important services not covered are radio broadcasting and television, medical and health, legal, educational, nonprofit, accounting, and domestic services.

This coverage is similar to that of the 1939 Business Census. However, "custom trades" and "services incidental to transportation," which are no longer included in the standard classification of the service trades, are not covered by the 1948 Census. In a number of localities, these exclusions as well as other changes in the standard classification may have a considerable effect in comparing

1948 with 1939 data, particularly with respect to establishment count.

Establishment definition.—For Census purposes, a business establishment is defined to include only enterprises conducted from a recognizable place of business, provided that the annual sales were in excess of \$5,000 for a wholesale trade establishment and \$500 for establishments in other trades. A detailed analysis of coverage will be provided in future Census of Business publications.

"Number of establishments" is the number of separate business locations, rather than the number of business companies or organizations, since the Census figures represent information reported separately for each business location or establishment. The establishment count reflects the number of places in business at the end of 1948 excluding administrative and executive offices of multiunit organizations, and "chain store" warehouses.

Sales and receipts.—"1948 sales and receipts" represents sales of merchandise and receipts from repairs and other services to customers. The figures reflect deductions for returned goods and allowances, but not for trade-in allowances; they exclude sales and excise taxes collected from customers and paid directly to any taxing agency.

Proprietors.—"Active proprietors..." represents owners and partners of unincorporated businesses who devoted the major portion of their time to the business in November 1948.

Employment.—"Number of paid employees..." represents all employees on the pay roll for the pay period ending nearest November 15, 1948. "Full workweek" employees, whether regular or seasonal, are those who in the November 15 pay period were paid for working at least the number of hours typically worked in a week by employees of the reporting establishment.

1948 CENSUS OF BUSINESS

RETAIL, WHOLESALE, SERVICE TRADES

U. S. DEPARTMENT OF COMMERCE
BUREAU OF THE CENSUS

PRELIMINARY

For Release April 3, 1950

Release Series BC-1P-05-020

ELBERT COUNTY, COLO.

Retail, wholesale, and service establishments located in Elbert County, Colorado, showed a substantial expansion in dollar volume of trade from 1939 to 1948 according to preliminary figures from the 1948 Census of Business released today by the Bureau of the Census, U. S. Department of Commerce.

Retail sales in the county during 1948 aggregated \$2.4 million, an increase of 243 percent over the \$0.7 million in 1939, when the preceding Census of Business was taken. Wholesale sales in the county reached a total of \$1.4 million in 1948 as compared with \$0.3 million in 1939. The service trades included in the Census of Business recorded receipts totaling \$23,000 in 1948 compared with \$28,000 in 1939.

Employment in the county also rose over the 9-year period between 1939 and 1948 for the above trades. Establishments in these trades reported a combined total of 72 paid employees for the workweek ended nearest November 15, 1948. This compared with a total of 47 employees reported for the week of November 15, 1939.

These preliminary figures have been derived from a Census report on Elbert County, Colorado. Final figures, superseding the preliminary data for Elbert County, will be included in a Bulletin for the State of Colorado to be issued in several months. Similar data will be made available this year in preliminary and final form for each of the counties and States. A single copy of the preliminary release for Elbert County as well as an order blank for other area releases may be obtained by writing to the Bureau of the Census, Washington 25, D. C.

Table 1.—CENSUS OF BUSINESS PRELIMINARY RESULTS FOR 1948, BY TRADE GROUP

ELBERT COUNTY, COLO.

Trade group and kind of business	Number of establishments	1948 sales and receipts (Thousand dollars)	Active proprietors of unincorporated businesses Nov. 1948	Paid employees, workweek ended nearest Nov. 15, 1948	
				Total employees ¹	Full workweek employees
RETAIL TRADE, total.....	62	2,366	66	61	39
Food group.....	15	525	15	12	9
Eating and drinking places....	10	116	9	5	2
Gasoline service stations.....	11	390	13	7	4
All other retail stores.....	26	1,335	29	37	24
WHOLESALE TRADE.....	10	1,446	5	9	x
SELECTED SERVICE TRADES ² /.....	12	83	12	2	2

x Not available.

¹/ Includes employees paid for less than the full workweek.

²/ See General Description on last page for changes from the 1939 Census of Business in the coverage of Service Trades.

GENERAL DESCRIPTION OF PRELIMINARY RELEASES FOR THE 1948 CENSUS OF BUSINESS

This series of releases, of which one is planned for each county in the United States, presents preliminary results of the 1948 Census of Business. The information is based on reports submitted by business establishments for that Census. The figures shown are preliminary, and are subject to revision in the final Census publications, but the changes are expected to be relatively minor with respect to coverage. The final Census figures will be issued in a series of Business Census bulletins which will show additional detailed kind-of-business information for all places where there are a sufficient number of establishments.

The 1948 Census of Business was taken under the provision of the Act of June 19, 1948, which provides that the Business Census be taken in 1948 and for each fifth year thereafter. Previous Business Censuses were taken for the years 1929, 1933, 1935, and 1939.

Scope of the Census.—The 1948 Census of Business covered all establishments in the following trades, as defined by the Standard Industrial Classification Manual, May 1949 issue, of the Executive Office of the President: all retail trades; all wholesale trades; all service trades in the following four groups—personal services, business services, automobile repairs and services, and miscellaneous repair services; hotels; tourist courts and camps, and amusements, including motion picture theaters. Some important services not covered are radio broadcasting and television, medical and health, legal, educational, nonprofit, accounting, and domestic services.

This coverage is similar to that of the 1939 Business Census. However, "custom trades" and "services incidental to transportation," which are no longer included in the standard classification of the service trades, are not covered by the 1948 Census. In a number of localities, these exclusions as well as other changes in the standard classification may have a considerable effect in comparing

1948 with 1939 data, particularly with respect to establishment count.

Establishment definition.—For Census purposes, a business establishment is defined to include only enterprises conducted from a recognizable place of business, provided that the annual sales were in excess of \$5,000 for a wholesale trade establishment and \$500 for establishments in other trades. A detailed analysis of coverage will be provided in future Census of Business publications.

"Number of establishments" is the number of separate business locations, rather than the number of business companies or organizations, since the Census figures represent information reported separately for each business location or establishment. The establishment count reflects the number of places in business at the end of 1948 excluding administrative and executive offices of multiunit organizations, and "chain store" warehouses.

Sales and receipts.—"1948 sales and receipts" represents sales of merchandise and receipts from repairs and other services to customers. The figures reflect deductions for returned goods and allowances, but not for trade-in allowances; they exclude sales and excise taxes collected from customers and paid directly to any taxing agency.

Proprietors.—"Active proprietors..." represents owners and partners of unincorporated businesses who devoted the major portion of their time to the business in November 1948.

Employment.—"Number of paid employees..." represents all employees on the pay roll for the pay period ending nearest November 15, 1948. "Full workweek" employees, whether regular or seasonal, are those who in the November 15 pay period were paid for working at least the number of hours typically worked in a week by employees of the reporting establishment.

1948 CENSUS OF BUSINESS

RETAIL, WHOLESALE, SERVICE TRADES

U. S. DEPARTMENT OF COMMERCE
BUREAU OF THE CENSUS

PRELIMINARY

For Release April 24, 1950

Release Series BC-1P-05-021

EL PASO COUNTY, COLO.

Retail, wholesale, and service establishments located in El Paso County, Colorado, showed a substantial expansion in dollar volume of trade from 1939 to 1948 according to preliminary figures from the 1948 Census of Business released today by the Bureau of the Census, U. S. Department of Commerce.

Retail sales in the county during 1948 aggregated \$71.2 million, an increase of 198 percent over the \$23.9 million in 1939, when the preceding Census of Business was taken. Wholesale sales in the county reached a total of \$37.0 million in 1948 as compared with \$9.5 million in 1939. The service trades included in the Census of Business recorded receipts totaling \$4.8 million in 1948 compared with \$1.5 million in 1939.

Employment in the county also rose over the 9-year period between 1939 and 1948 for the above trades. Establishments in these trades reported a combined total of 5,879 paid employees for the workweek ended nearest November 15, 1948. This compared with a total of 3,916 employees reported for the week of November 15, 1939.

These preliminary figures have been derived from a Census report on El Paso County, Colorado, which also includes data for the city of Colorado Springs. Final figures, superseding the preliminary data for El Paso County, will be included in a Bulletin for the State of Colorado to be issued in several months. Similar data will be made available this year in preliminary and final form for each of the counties and States. A single copy of the preliminary release for El Paso County as well as an order blank for other area releases may be obtained by writing to the Bureau of the Census, Washington 25, D. C.

90264

Table 1.—CENSUS OF BUSINESS PRELIMINARY RESULTS FOR 1948, BY TRADE GROUP

EL PASO COUNTY, COLO.

Trade group and kind of business	Number of establishments	1948 sales and receipts (Thousand dollars)	Active proprietors of unincorporated businesses Nov. 1948	Paid employees, workweek ended nearest Nov. 15, 1948	
				Total employees ¹	Full workweek employees
RETAIL TRADE, total.....	888	71,161	908	4,414	3,680
Food group.....	177	15,487	187	558	427
Eating and drinking places.....	149	5,407	180	949	787
General merchandise grp, general stores	18	7,081	12	635	440
Apparel group.....	51	5,397	45	432	370
Furniture-home furnishgs-appliance grp	56	5,469	55	300	289
Automotive group.....	54	9,724	55	376	356
Gasoline service stations.....	115	3,992	137	164	133
Lumber-building-hardware group.....	38	6,764	24	326	308
Drug and proprietary stores.....	37	3,727	25	225	182
All other retail stores.....	193	8,113	188	449	388
WHOLESALE TRADE, total.....	101	36,974	86	675	x
Merchant wholesalers, total.....	68	21,796	65	481	x
Groceries, foods.....	30	8,644	32	202	x
Automotive parts, accessories.....	9	1,932	4	86	x
All other merchant wholesalers.....	29	11,220	29	193	x
Petroleum bulk plants, terminals.....	16	4,189	14	29	x
Other types of wholesale.....	17	10,989	7	165	x
SELECTED SERVICE TRADES, ² /total.....	313	4,768	331	790	729
Personal services.....	160	2,531	169	563	531
Business services.....	28	662	23	76	65
Automotive repairs and services.....	80	1,109	86	115	99
Other repair services.....	45	466	53	36	34
TOURIST COURTS AND CAMPS.....	136	1,128	161	34	27
AMUSEMENTS.....	38	1,345	28	145	x

x Not available.

¹/ Includes employees paid for less than the full workweek.²/ See General Description on last page for changes from the 1939 Census of Business in the coverage of Service Trades.

90264

Table 2.—CENSUS OF BUSINESS PRELIMINARY RESULTS FOR 1948 FOR CITIES OF 2,500 INHABITANTS OR MORE
EL PASO COUNTY, COLO.

(Data omitted for trade groups where necessary to avoid disclosure)

City and trade group ¹	Number of establishments	1948 sales and receipts (Thousand dollars)	Active proprietors of unincorporated businesses Nov. 1948	Paid employees, workweek ended nearest Nov. 15, 1948	
				Total employees ²	Full workweek employees
Colorado Springs:					
Retail trade.....:	572	58,960	566	3,763	3,179
Wholesale trade.....:	79	25,573	72	587	x
Selected service trades..	234	4,070	240	729	679
Tourist courts and camps.	27	205	31	10	10
Remainder of county:					
Retail trade.....:	316	12,201	342	651	501
Wholesale trade.....:	22	11,401	14	88	x
Selected service trades..	79	698	91	61	50
Tourist courts and camps.	109	923	130	24	17

x Not available.

1/ See General Description on this page for changes from the 1939 Census of Business in the coverage of Service Trades.

2/ Includes employees paid for less than the full workweek.

GENERAL DESCRIPTION OF PRELIMINARY RELEASES FOR THE 1948 CENSUS OF BUSINESS

This series of releases, of which one is planned for each county in the United States, presents preliminary results of the 1948 Census of Business. The information is based on reports submitted by business establishments for that Census. The figures shown are preliminary, and are subject to revision in the final Census publications, but the changes are expected to be relatively minor with respect to coverage. The final Census figures will be issued in a series of Business Census bulletins which will show additional detailed kind-of-business information for all places where there are a sufficient number of establishments.

The 1948 Census of Business was taken under the provision of the Act of June 19, 1948, which provides that the Business Census be taken for 1948 and for each fifth year thereafter. Previous Business Censuses were taken for the years 1929, 1933, 1935, and 1939.

Scope of the Census.—The 1948 Census of Business covered all establishments in the following trades, as defined by the Standard Industrial Classification Manual, May 1949 issue, of the Executive Office of the President: all retail trades; all wholesale trades; all service trades in the following four groups—personal services, business services, automobile repairs and services, and miscellaneous repair services; hotels; tourist courts and camps; and amusements, including motion picture theaters. Some important services not covered are radio broadcasting and television, medical and health, legal, educational, nonprofit, accounting, and domestic services.

This coverage is similar to that of the 1939 Business Census. However, "custom trades" and "services incidental to transportation," which are no longer included in the standard classification of the service trades, are not covered by the 1948 Census. In a number of localities, these exclusions as well as other changes in the standard classification may have

a considerable effect in comparing 1948 with 1939 data, particularly with respect to establishment count.


Establishment definition.—For Census purposes, a business establishment is defined to include only enterprises conducted from a recognizable place of business, provided that the annual sales were in excess of \$5,000 for a wholesale trade establishment and \$500 for establishments in other trades. A detailed analysis of coverage will be provided in future Census of Business publications.

"Number of establishments" is the number of separate business locations, rather than the number of business companies or organizations, since the Census figures represent information reported separately for each business location or establishment. The establishment count reflects the number of places in business at the end of 1948 excluding administrative and executive offices of multiunit organizations, and "chain store" warehouses.

Sales and receipts.—"1948 sales and receipts" represents sales of merchandise and receipts from repairs and other services to customers. The figures reflect deductions for returned goods and allowances, but not for trade-in allowances; they exclude sales and excise taxes collected from customers and paid directly to any taxing agency.

Proprietors.—"Active proprietors..." represents owners and partners of unincorporated businesses who devoted the major portion of their time to the business in November 1948.

Employment.—"Number of paid employees..." represents all employees on the pay roll for the pay period ending nearest November 15, 1948. "Full workweek" employees, whether regular or seasonal, are those who in the November 15 pay period were paid for working at least the number of hours typically worked in a week by employees of the reporting establishment.



1948 CENSUS OF BUSINESS

RETAIL, WHOLESALE, SERVICE TRADES

U. S. DEPARTMENT OF COMMERCE
BUREAU OF THE CENSUS

PRELIMINARY

For Release May 4, 1950

Release Series BC-1P-05-022

FREMONT COUNTY, COLO.

Retail, wholesale, and service establishments located in Fremont County, Colorado, showed a substantial expansion in dollar volume of trade from 1939 to 1948 according to preliminary figures from the 1948 Census of Business released today by the Bureau of the Census, U. S. Department of Commerce.

Retail sales in the county during 1948 aggregated \$13.1 million, an increase of 167 percent over the \$4.9 million in 1939, when the preceding Census of Business was taken. Wholesale sales in the county reached a total of \$3.3 million in 1948 as compared with \$1.7 million in 1939. The service trades included in the Census of Business recorded receipts totaling \$657,000 in 1948 compared with \$232,000 in 1939.

Employment in the county also rose over the 9-year period between 1939 and 1948 for the above trades. Establishments in these trades reported a combined total of 838 paid employees for the workweek ended nearest November 15, 1948. This compared with a total of 694 employees reported for the week of November 15, 1939.

These preliminary figures have been derived from a Census report on Fremont County, Colorado, which also includes data for Canon City and Florence. Final figures, superseding the preliminary data for Fremont County, will be included in a Bulletin for the State of Colorado to be issued in several months. Similar data will be made available this year in preliminary and final form for each of the counties and States. A single copy of the preliminary release for Fremont County as well as an order blank for other area releases may be obtained by writing to the Bureau of the Census, Washington 25, D. C.

Table 1.—CENSUS OF BUSINESS PRELIMINARY RESULTS FOR 1948, BY TRADE GROUP
FREMONT COUNTY, COLO.

Trade group and kind of business	Number of establishments	1948 sales and receipts (Thousand dollars)	Active proprietors of unincorporated businesses Nov. 1948	Paid employees, workweek ended nearest Nov. 15, 1948	
				Total employees ¹	Full workweek employees
RETAIL TRADE, total.....	258	13,141	273	640	507
Food group.....	58	3,135	63	88	65
Eating and drinking places.....	49	885	62	131	81
General merchandise grp, general stores.....	9	933	5	73	51
Apparel group.....	10	323	8	17	11
Furniture-home furnishings-appliance grp.....	12	522	9	34	27
Automotive group.....	23	2,956	25	124	121
Gasoline service stations.....	39	1,018	41	31	24
Lumber-building-hardware group.....	18	1,545	18	59	51
Drug and proprietary stores.....	7	498	5	43	41
All other retail stores.....	33	1,326	37	40	35
WHOLESALE TRADE, total.....	20	3,301	15	108	x
Merchant wholesalers.....	9	1,564	5	48	x
Other types of wholesale.....	11	1,737	10	60	x
SELECTED SERVICE TRADES, 2/total.....	82	657	87	90	79
Personal services.....	44	340	45	61	55
All other service trades.....	38	317	42	29	24
TOURIST COURTS AND CAMPS.....	25	128	21	6	4

x Not available.

1/ Includes employees paid for less than the full workweek.

2/ See General Description on last page for changes from the 1939 Census of Business in the coverage of Service Trades.

Table 2.—CENSUS OF BUSINESS PRELIMINARY RESULTS FOR 1948 FOR CITIES OF 2,500 INHABITANTS OR MORE

FREMONT COUNTY, COLO.

(Data omitted for trade groups where necessary to avoid disclosure)

City and trade group ¹	Number of establishments	1948 sales and receipts (Thousand dollars)	Active proprietors of unincorporated businesses Nov. 1948	Paid employees, workweek ended nearest Nov. 15, 1948	
				Total employees ²	Full workweek employees
Canon City:					
Retail trade.....	124	8,838	122	475	378
Wholesale trade.....	12	2,332	7	50	x
Selected service trades...	49	490	54	71	65
Tourist courts and camps..	16	91	12	6	4
Florence:					
Retail trade.....	63	2,679	70	114	93
Selected service trades...	19	130	19	15	11
Tourist courts and camps..		Included with "Remainder of county"			
Remainder of county:^{3/}					
Retail trade.....	71	1,624	81	51	36
Wholesale trade.....	8	969	8	58	x
Selected service trades...	14	37	14	4	3
Tourist courts and camps..	9	37	9	-	-

x Not available.

1/ See General Description on this page for changes from the 1939 Census of Business in the coverage of Service Trades.

2/ Includes employees paid for less than the full workweek.

3/ Includes figures for establishments, other than wholesale, not located in cities of 2,500 inhabitants or more, and wholesale establishments not located in cities of 5,000 inhabitants or more.

GENERAL DESCRIPTION OF PRELIMINARY RELEASES FOR THE 1948 CENSUS OF BUSINESS

This series of releases, of which one is planned for each county in the United States, presents preliminary results of the 1948 Census of Business. The information is based on reports submitted by business establishments for that Census. The figures shown are preliminary, and are subject to revision in the final Census publications, but the changes are expected to be relatively minor with respect to coverage. The final Census figures will be issued in a series of Business Census bulletins which will show additional detailed kind-of-business information for all places where there are a sufficient number of establishments.

The 1948 Census of Business was taken under the provision of the Act of June 19, 1948, which provides that the Business Census be taken for 1948 and for each fifth year thereafter. Previous Business Censuses were taken for the years 1929, 1933, 1935, and 1939.

Scope of the Census.—The 1948 Census of Business covered all establishments in the following trades, as defined by the Standard Industrial Classification Manual, May 1949 issue, of the Executive Office of the President: all retail trades; all wholesale trades; all service trades in the following four groups—personal services, business services, automobile repairs and services, and miscellaneous repair services; hotels; tourist courts and camps; and amusements, including motion picture theaters. Some important services not covered are radio broadcasting and television, medical and health, legal, educational, nonprofit, accounting, and domestic services.

This coverage is similar to that of the 1939 Business Census. However, "custom trades" and "services incidental to transportation," which are no longer included in the standard classification of the service trades, are not covered by the 1948 Census. In a number of localities, these exclusions as well as

other changes in the standard classification may have a considerable effect in comparing 1948 with 1939 data, particularly with respect to establishment count.

Establishment definition.—For Census purposes, a business establishment is defined to include only enterprises conducted from a recognizable place of business, provided that the annual sales were in excess of \$5,000 for a wholesale trade establishment and \$500 for establishments in other trades. A detailed analysis of coverage will be provided in future Censuses of Business publications.

"Number of establishments" is the number of separate business locations, rather than the number of business companies or organizations, since the Census figures represent information reported separately for each business location or establishment. The establishment count reflects the number of places in business at the end of 1948 excluding administrative and executive offices of multiunit organizations, and "chain store" warehouses.

Sales and receipts.—"1948 sales and receipts" represents sales of merchandise and receipts from repairs and other services to customers. The figures reflect deductions for returned goods and allowances, but not for trade-in allowances; they exclude sales and excise taxes collected from customers and paid directly to any taxing agency.

Proprietors.—"Active proprietors..." represents owners and partners of unincorporated businesses who devoted the major portion of their time to the business in November 1948.

Employment.—"Number of paid employees..." represents all employees on the pay roll for the pay period ending nearest November 15, 1948. "Full workweek" employees, whether regular or seasonal, are those who in the November 15 pay period were paid for working at least the number of hours typically worked in a week by employees of the reporting establishment.

1948 CENSUS OF BUSINESS

U. S. DEPARTMENT OF COMMERCE
BUREAU OF THE CENSUS

RETAIL, WHOLESALE, SERVICE TRADES

PRELIMINARY

For Release May 15, 1950

Release Series BC-LP-05-023

GARFIELD COUNTY, COLO.

Retail, wholesale, and service establishments located in Garfield County, Colorado, showed a substantial expansion in dollar volume of trade from 1939 to 1948 according to preliminary figures from the 1948 Census of Business released today by the Bureau of the Census, U. S. Department of Commerce.

Retail sales in the county during 1948 aggregated \$11.1 million, an increase of 247 percent over the \$3.2 million in 1939, when the preceding Census of Business was taken. Wholesale sales in the county reached a total of \$5.2 million in 1948 as compared with \$1.2 million in 1939. The service trades included in the Census of Business recorded receipts totaling \$355,000 in 1948 compared with \$130,000 in 1939.

Employment in the county also rose over the 9-year period between 1939 and 1948 for the above trades. Establishments in these trades reported a combined total of 685 paid employees for the workweek ended nearest November 15, 1948. This compared with a total of 354 employees reported for the week of November 15, 1939.

These preliminary figures have been derived from a Census report on Garfield County, Colorado. Final figures, superseding the preliminary data for Garfield County, will be included in a Bulletin for the State of Colorado to be issued in several months. Similar data will be made available this year in preliminary and final form for each of the counties and States. A single copy of the preliminary release for Garfield County as well as an order blank for other area releases may be obtained by writing to the Bureau of the Census, Washington 25, D. C.

Table 1.—CENSUS OF BUSINESS PRELIMINARY RESULTS FOR 1948, BY TRADE GROUP

GARFIELD COUNTY, COLO.

Trade group and kind of business	Number of establishments	1948 sales and receipts (Thousand dollars)	Active proprietors of unincorporated businesses Nov. 1948	Paid employees, workweek ended nearest Nov. 15, 1948	
				Total employees ¹	Full workweek employees
RETAIL TRADE, total.....	187	11,107	208	554	469
Food group.....	26	2,480	29	60	39
Eating and drinking places.....	28	929	34	134	121
General merchandise grp, general stores	6	668	3	42	32
Apparel group.....	14	488	18	14	10
Furniture-home furnishgs-appliance grp	9	536	15	27	25
Automotive group.....	16	2,175	19	86	79
Gasoline service stations.....	29	1,030	30	36	29
Lumber-building-hardware group.....	17	1,496	13	69	58
Drug and proprietary stores.....	10	513	11	47	41
All other retail stores.....	32	792	36	39	35
WHOLESALE TRADE, total.....	26	5,244	28	73	x
Merchant wholesalers.....	8	1,635	12	31	x
Other types of wholesale.....	18	3,609	16	42	x
SELECTED SERVICE TRADES, ² /total.....	41	355	40	58	51
Personal services.....	29	263	29	53	47
All other service trades.....	12	92	11	5	4
TOURIST COURTS AND CAMPS.....	25	123	27	6	4

x Not available.

¹/ Includes employees paid for less than the full workweek.

²/ See General Description on last page for changes from the 1939 Census of Business in the coverage of Service Trades.

GENERAL DESCRIPTION OF PRELIMINARY RELEASES FOR THE 1948 CENSUS OF BUSINESS

This series of releases, of which one is planned for each county in the United States, presents preliminary results of the 1948 Census of Business. The information is based on reports submitted by business establishments for that Census. The figures shown are preliminary, and are subject to revision in the final Census publications, but the changes are expected to be relatively minor with respect to coverage. The final Census figures will be issued in a series of Business Census bulletins which will show additional detailed kind-of-business information for all places where there are a sufficient number of establishments.

The 1948 Census of Business was taken under the provision of the Act of June 19, 1948, which provides that the Business Census be taken for 1948 and for each fifth year thereafter. Previous Business Censuses were taken for the years 1929, 1933, 1935, and 1939.

Scope of the Census.—The 1948 Census of Business covered all establishments in the following trades, as defined by the Standard Industrial Classification Manual, May 1949 issue, of the Executive Office of the President: all retail trades; all wholesale trades; all service trades in the following four groups—personal services, business services, automobile repairs and services, and miscellaneous repair services; hotels; tourist courts and camps; and amusements, including motion picture theaters. Some important services not covered are radio broadcasting and television, medical and health, legal, educational, nonprofit, accounting, and domestic services.

This coverage is similar to that of the 1939 Business Census. However, "custom trades" and "services incidental to transportation," which are no longer included in the standard classification of the service trades, are not covered by the 1948 Census. In a number of localities, these exclusions as well as other changes in the standard classification may have a considerable effect in comparing

1948 with 1939 data, particularly with respect to establishment count.

Establishment definition.—For Census purposes, a business establishment is defined to include only enterprises conducted from a recognizable place of business, provided that the annual sales were in excess of \$5,000 for a wholesale trade establishment and \$500 for establishments in other trades. A detailed analysis of coverage will be provided in future Census of Business publications.

"Number of establishments" is the number of separate business locations, rather than the number of business companies or organizations, since the Census figures represent information reported separately for each business location or establishment. The establishment count reflects the number of places in business at the end of 1948 excluding administrative and executive offices of multiunit organizations, and "chain store" warehouses.

Sales and receipts.—"1948 sales and receipts" represents sales of merchandise and receipts from repairs and other services to customers. The figures reflect deductions for returned goods and allowances, but not for trade-in allowances; they exclude sales and excise taxes collected from customers and paid directly to any taxing agency.

Proprietors.—"Active proprietors..." represents owners and partners of unincorporated businesses who devoted the major portion of their time to the business in November 1948.

Employment.—"Number of paid employees..." represents all employees on the pay roll for the pay period ending nearest November 15, 1948. "Full workweek" employees, whether regular or seasonal, are those who in the November 15 pay period were paid for working at least the number of hours typically worked in a week by employees of the reporting establishment.

1948 CENSUS OF BUSINESS

RETAIL, WHOLESALE, SERVICE TRADES

U. S. DEPARTMENT OF COMMERCE
BUREAU OF THE CENSUS

PRELIMINARY

For Release April 3, 1950

Release Series BC-1P-05-024

GILPIN COUNTY, COLO.

Retail establishments located in Gilpin County, Colorado, showed an expansion in dollar volume of trade from 1939 to 1948 according to preliminary figures from the 1948 Census of Business released today by the Bureau of the Census, U. S. Department of Commerce.

Retail sales in the county during 1948 aggregated \$406,000, an increase of 25 percent over the \$325,000 in 1939, when the preceding Census of Business was taken.

Employment in the county decreased over the 9-year period between 1939 and 1948 for the above trade. Retail establishments reported a total of 29 paid employees for the workweek ended nearest November 15, 1948. This compared with a total of 34 employees reported for the week of November 15, 1939.

These preliminary figures have been derived from a Census report on Gilpin County, Colorado. Final figures, superseding the preliminary data for Gilpin County, will be included in a Bulletin for the State of Colorado to be issued in several months. Similar data will be made available this year in preliminary and final form for each of the counties and States. A single copy of the preliminary release for Gilpin County as well as an order blank for other area releases may be obtained by writing to the Bureau of the Census, Washington 25, D. C.

Table 1.—CENSUS OF BUSINESS PRELIMINARY RESULTS FOR 1948, BY TRADE GROUP
GILPIN COUNTY, COLO.

Trade group and kind of business	Number of establishments	1948 sales and receipts (Thousand dollars)	Active proprietors of unincorporated businesses Nov. 1948	Paid employees, workweek ended nearest Nov. 15, 1948	
				Total employees ¹	Full workweek employees
RETAIL TRADE.....	31	406	31	29	24
Food group.....	5	163	5	14	12
Eating and drinking places....	11	124	13	8	7
All other retail stores.....	15	119	13	7	5

¹/ Includes employees paid for less than the full workweek.

GENERAL DESCRIPTION OF PRELIMINARY RELEASES FOR THE
1948 CENSUS OF BUSINESS

This series of releases, of which one is planned for each county in the United States, presents preliminary results of the 1948 Census of Business. The information is based on reports submitted by business establishments for that Census. The figures shown are preliminary, and are subject to revision in the final Census publications, but the changes are expected to be relatively minor with respect to coverage. The final Census figures will be issued in a series of Business Census bulletins which will show additional detailed kind-of-business information for all places where there are a sufficient number of establishments.

The 1948 Census of Business was taken under the provision of the Act of June 19, 1948, which provides that the Business Census be taken for 1948 and for each fifth year thereafter. Previous Business Censuses were taken for the years 1929, 1933, 1935, and 1939.

Scope of the Census.--The 1948 Census of Business covered all establishments in the following trades, as defined by the Standard Industrial Classification Manual, May 1949 issue, of the Executive Office of the President: all retail trades; all wholesale trades; all service trades in the following four groups--personal services, business services, automobile repairs and services, and miscellaneous repair services, hotels; tourist courts and camps, and amusements, including motion picture theaters. Some important services not covered are radio broadcasting and television, medical and health, legal, educational, nonprofit, accounting, and domestic services.

This coverage is similar to that of the 1939 Business Census. However, "custom trades" and "services incidental to transportation," which are no longer included in the standard classification of the service trades, are not covered by the 1948 Census. In a number of localities, these exclusions as well as other changes in the standard classification may have a considerable effect in comparing

1948 with 1939 data, particularly with respect to establishment count.

Establishment definition.--For Census purposes, a business establishment is defined to include only enterprises conducted from a recognizable place of business, provided that the annual sales were in excess of \$5,000 for a wholesale trade establishment and \$500 for establishments in other trades. A detailed analysis of coverage will be provided in future Census of Business publications.

"Number of establishments" is the number of separate business locations, rather than the number of business companies or organizations, since the Census figures represent information reported separately for each business location or establishment. The establishment count reflects the number of places in business at the end of 1948 excluding administrative and executive offices of multiunit organizations, and "chain store" warehouses.

Sales and receipts.--"1948 sales and receipts" represents sales of merchandise and receipts from repairs and other services to customers. The figures reflect deductions for returned goods and allowances, but not for trade-in allowances; they exclude sales and excise taxes collected from customers and paid directly to any taxing agency.

Proprietors.--"Active proprietors..." represents owners and partners of unincorporated businesses who devoted the major portion of their time to the business in November 1948.

Employment.--"Number of paid employees..." represents all employees on the pay roll for the pay period ending nearest November 15, 1948. "Full workweek" employees, whether regular or seasonal, are those who in the November 15 pay period were paid for working at least the number of hours typically worked in a week by employees of the reporting establishment.

1948 CENSUS OF BUSINESS

RETAIL, WHOLESALE, SERVICE TRADES

U. S. DEPARTMENT OF COMMERCE
BUREAU OF THE CENSUS

PRELIMINARY

For Release April 3, 1950

Release Series BC-1P-05-025

GRAND COUNTY, COLO.

Retail, wholesale, and service establishments located in Grand County, Colorado, showed a substantial expansion in dollar volume of trade from 1939 to 1948 according to preliminary figures from the 1948 Census of Business released today by the Bureau of the Census, U. S. Department of Commerce.

Retail sales in the county during 1948 aggregated \$4.7 million, an increase of 213 percent over the \$1.5 million in 1939, when the preceding Census of Business was taken. Wholesale sales in the county reached a total of \$1.0 million in 1948 as compared with \$0.3 million in 1939. The service trades included in the Census of Business recorded receipts totaling \$101,000 in 1948 compared with \$23,000 in 1939.

Employment in the county also rose over the 9-year period between 1939 and 1948 for the above trades. Establishments in these trades reported a combined total of 198 paid employees for the workweek ended nearest November 15, 1948. This compared with a total of 94 employees reported for the week of November 15, 1939.

These preliminary figures have been derived from a Census report on Grand County, Colorado. Final figures, superseding the preliminary data for Grand County, will be included in a Bulletin for the State of Colorado to be issued in several months. Similar data will be made available this year in preliminary and final form for each of the counties and States. A single copy of the preliminary release for Grand County as well as an order blank for other area releases may be obtained by writing to the Bureau of the Census, Washington 25, D. C.

Table 1.—CENSUS OF BUSINESS PRELIMINARY RESULTS FOR 1948, BY TRADE GROUP

GRAND COUNTY, COLO.

Trade group and kind of business	Number of establishments	1948 sales and receipts (Thousand dollars)	Active proprietors of unincorporated businesses Nov. 1948	Paid employees, workweek ended nearest Nov. 15, 1948	
				Total employees ¹	Full workweek employees
RETAIL TRADE, total.....	123	4,727	133	183	161
Food group.....	16	568	21	9	5
Eating and drinking places.....	34	910	31	90	80
Gasoline service stations.....	28	666	29	15	12
All other retail stores.....	45	2,583	52	69	64
WHOLESALE TRADE,.....	9	1,018	9	7	x
SELECTED SERVICE TRADES, ^{2/} total..	15	101	16	8	8
Personal services.....	9	26	10	2	2
All other service trades.....	6	75	6	6	6
HOTELS.....	22	334	16	7	7
TOURIST COURTS AND CAMPS.....	33	139	31	4	4

x Not available.

^{1/} Includes employees paid for less than the full workweek.

^{2/} See General Description on last page for changes from the 1939 Census of Business in the coverage of Service Trades.

GENERAL DESCRIPTION OF PRELIMINARY RELEASES FOR THE 1948 CENSUS OF BUSINESS

This series of releases, of which one is planned for each county in the United States, presents preliminary results of the 1948 Census of Business. The information is based on reports submitted by business establishments for that Census. The figures shown are preliminary, and are subject to revision in the final Census publications, but the changes are expected to be relatively minor with respect to coverage. The final Census figures will be issued in a series of Business Census bulletins which will show additional detailed kind-of-business information for all places where there are a sufficient number of establishments.

The 1948 Census of Business was taken under the provision of the Act of June 19, 1948, which provides that the Business Census be taken for 1948 and for each fifth year thereafter. Previous Business Censuses were taken for the years 1929, 1933, 1935, and 1939.

Scope of the Census.--The 1948 Census of Business covered all establishments in the following trades, as defined by the Standard Industrial Classification Manual, May 1949 issue, of the Executive Office of the President: all retail trades; all wholesale trades; all service trades in the following four groups--personal services, business services, automobile repairs and services, and miscellaneous repair services, hotels, tourist courts and camps, and amusements, including motion picture theaters. Some important services not covered are radio broadcasting and television, medical and health, legal, educational, nonprofit, accounting, and domestic services.

This coverage is similar to that of the 1939 Business Census. However, "custom trades" and "services incidental to transportation," which are no longer included in the standard classification of the service trades, are not covered by the 1948 Census. In a number of localities, these exclusions as well as other changes in the standard classification may have a considerable effect in comparing

1948 with 1939 data, particularly with respect to establishment count.

Establishment definition.--For Census purposes, a business establishment is defined to include only enterprises conducted from a recognizable place of business, provided that the annual sales were in excess of \$5,000 for a wholesale trade establishment and \$500 for establishments in other trades. A detailed analysis of coverage will be provided in future Census of Business publications.

"Number of establishments" is the number of separate business locations, rather than the number of business companies or organizations, since the Census figures represent information reported separately for each business location or establishment. The establishment count reflects the number of places in business at the end of 1948 excluding administrative and executive offices of multiunit organizations, and "chain store" warehouses.

Sales and receipts.--"1948 sales and receipts" represents sales of merchandise and receipts from repairs and other services to customers. The figures reflect deductions for returned goods and allowances, but not for trade-in allowances, they exclude sales and excise taxes collected from customers and paid directly to any taxing agency.

Proprietors.--"Active proprietors..." represents owners and partners of unincorporated businesses who devoted the major portion of their time to the business in November 1948.

Employment.--"Number of paid employees..." represents all employees on the pay roll for the pay period ending nearest November 15, 1948. "Full workweek" employees, whether regular or seasonal, are those who in the November 15 pay period were paid for working at least the number of hours typically worked in a week by employees of the reporting establishment.

1948 CENSUS OF BUSINESS

RETAIL, WHOLESALE, SERVICE TRADES

U. S. DEPARTMENT OF COMMERCE
BUREAU OF THE CENSUS

PRELIMINARY

For Release April 3, 1950

Release Series BC-1P-05-026

GUNNISON COUNTY, COLO.

Retail, wholesale, and service establishments located in Gunnison County, Colorado, showed a substantial expansion in dollar volume of trade from 1939 to 1948 according to preliminary figures from the 1948 Census of Business released today by the Bureau of the Census, U. S. Department of Commerce.

Retail sales in the county during 1948 aggregated \$5.5 million, an increase of 189 percent over the \$1.9 million in 1939, when the preceding Census of Business was taken. Wholesale sales in the county reached a total of \$707,000 in 1948 as compared with \$302,000 in 1939. The service trades included in the Census of Business recorded receipts totaling \$148,000 in 1948 compared with \$67,000 in 1939.

Employment in the county also rose over the 9-year period between 1939 and 1948 for the above trades. Establishments in these trades reported a combined total of 252 paid employees for the workweek ended nearest November 15, 1948. This compared with a total of 200 employees reported for the week of November 15, 1939.

These preliminary figures have been derived from a Census report on Gunnison County, Colorado. Final figures, superseding the preliminary data for Gunnison County, will be included in a Bulletin for the State of Colorado to be issued in several months. Similar data will be made available this year in preliminary and final form for each of the counties and States. A single copy of the preliminary release for Gunnison County as well as an order blank for other area releases may be obtained by writing to the Bureau of the Census, Washington 25, D. C.

Table 1.—CENSUS OF BUSINESS PRELIMINARY RESULTS FOR 1948, BY TRADE GROUP

GUNNISON COUNTY, COLO.

Trade group and kind of business	Number of establishments	1948 sales and receipts (Thousand dollars)	Active proprietors of unincorporated businesses Nov. 1948	Paid employees, workweek ended nearest Nov. 15, 1948	
				Total employees ¹	Full workweek employees
RETAIL TRADE, total.....	97	5,509	111	216	185
Food group.....	14	1,400	16	42	34
Eating and drinking places.....	16	316	19	18	14
Gasoline service stations.....	13	498	16	12	10
All other retail stores.....	54	3,295	60	144	127
WHOLESALE TRADE.....	7	707	7	7	x
SELECTED SERVICE TRADES, ² /total..	17	148	20	29	24
TOURIST COURTS AND CAMPS.....	21	117	28	6	4

x Not available.

¹/ Includes employees paid for less than the full workweek.

²/ See General Description on last page for changes from the 1939 Census of Business in the coverage of Service Trades.

GENERAL DESCRIPTION OF PRELIMINARY RELEASES FOR THE 1948 CENSUS OF BUSINESS

This series of releases, of which one is planned for each county in the United States, presents preliminary results of the 1948 Census of Business. The information is based on reports submitted by business establishments for that Census. The figures shown are preliminary, and are subject to revision in the final Census publications, but the changes are expected to be relatively minor with respect to coverage. The final Census figures will be issued in a series of Business Census bulletins which will show additional detailed kind-of-business information for all places where there are a sufficient number of establishments.

The 1948 Census of Business was taken under the provision of the Act of June 19, 1948, which provides that the Business Census be taken for 1948 and for each fifth year thereafter. Previous Business Censuses were taken for the years 1929, 1933, 1935, and 1939.

Scope of the Census.--The 1948 Census of Business covered all establishments in the following trades, as defined by the Standard Industrial Classification Manual, May 1949 issue, of the Executive Office of the President: all retail trades; all wholesale trades; all service trades in the following four groups--personal services, business services, automobile repairs and services, and miscellaneous repair services, hotels; tourist courts and camps, and amusements, including motion picture theaters. Some important services not covered are radio broadcasting and television, medical and health, legal, educational, nonprofit, accounting, and domestic services.

This coverage is similar to that of the 1939 Business Census. However, "custom trades" and "services incidental to transportation," which are no longer included in the standard classification of the service trades, are not covered by the 1948 Census. In a number of localities, these exclusions as well as other changes in the standard classification may have a considerable effect in comparing

1948 with 1939 data, particularly with respect to establishment count.

Establishment definition.--For Census purposes, a business establishment is defined to include only enterprises conducted from a recognizable place of business, provided that the annual sales were in excess of \$5,000 for a wholesale trade establishment and \$500 for establishments in other trades. A detailed analysis of coverage will be provided in future Census of Business publications.

"Number of establishments" is the number of separate business locations, rather than the number of business companies or organizations, since the Census figures represent information reported separately for each business location or establishment. The establishment count reflects the number of places in business at the end of 1948 excluding administrative and executive offices of multiunit organizations, and "chain store" warehouses.

Sales and receipts.--"1948 sales and receipts" represents sales of merchandise and receipts from repairs and other services to customers. The figures reflect deductions for returned goods and allowances, but not for trade-in allowances; they exclude sales and excise taxes collected from customers and paid directly to any taxing agency.

Proprietors.--"Active proprietors..." represents owners and partners of unincorporated businesses who devoted the major portion of their time to the business in November 1948.

Employment.--"Number of paid employees..." represents all employees on the pay roll for the pay period ending nearest November 15, 1948. "Full workweek" employees, whether regular or seasonal, are those who in the November 15 pay period were paid for working at least the number of hours typically worked in a week by employees of the reporting establishment.

1948 CENSUS OF BUSINESS

RETAIL, WHOLESALE, SERVICE TRADES

U. S. DEPARTMENT OF COMMERCE
BUREAU OF THE CENSUS

PRELIMINARY

For Release May 15, 1950

Release Series BC-1P-05-027

HINSDALE COUNTY, COLO.

Retail establishments located in Hinsdale County, Colorado, showed an expansion in dollar volume of trade from 1939 to 1948 according to preliminary figures from the 1948 Census of Business released today by the Bureau of the Census, U. S. Department of Commerce.

Retail sales in the county during 1948 aggregated \$117,000, an increase of 116 percent over the \$44,000 in 1939, when the preceding Census of Business was taken.

These preliminary figures have been derived from a Census report on Hinsdale County, Colorado. Final figures, superseding the preliminary data for Hinsdale County, will be included in a Bulletin for the State of Colorado to be issued in several months. Similar data will be made available this year in preliminary and final form for each of the counties and States. A single copy of the preliminary release for Hinsdale County as well as an order blank for other area releases may be obtained by writing to the Bureau of the Census, Washington 25, D. C.

Table 1.—CENSUS OF BUSINESS PRELIMINARY RESULTS FOR 1948, BY TRADE GROUP
HINSDALE COUNTY, COLO.

Trade group and kind of business	Number of establishments	1948 sales and receipts (Thousand dollars)	Active proprietors of unincorporated businesses Nov. 1948	Paid employees, workweek ended nearest Nov. 15, 1948	
				Total employees ¹	Full workweek employees
RETAIL TRADE.....	9	117	8	1	1
TOURIST COURTS AND CAMPS.....	9	25	9	-	-

¹/ Includes employees paid for less than the full workweek.

91215

GENERAL DESCRIPTION OF PRELIMINARY RELEASES FOR THE 1948 CENSUS OF BUSINESS

This series of releases, of which one is planned for each county in the United States, presents preliminary results of the 1948 Census of Business. The information is based on reports submitted by business establishments for that Census. The figures shown are preliminary, and are subject to revision in the final Census publications, but the changes are expected to be relatively minor with respect to coverage. The final Census figures will be issued in a series of Business Census bulletins which will show additional detailed kind-of-business information for all places where there are a sufficient number of establishments.

The 1948 Census of Business was taken under the provision of the Act of June 19, 1948, which provides that the Business Census be taken for 1948 and for each fifth year thereafter. Previous Business Censuses were taken for the years 1929, 1933, 1935, and 1939.

Scope of the Census.—The 1948 Census of Business covered all establishments in the following trades, as defined by the Standard Industrial Classification Manual, May 1949 issue, of the Executive Office of the President: all retail trades; all wholesale trades; all service trades in the following four groups—personal services, business services, automobile repairs and services, and miscellaneous repair services; hotels; tourist courts and camps; and amusements, including motion picture theaters. Some important services not covered are radio broadcasting and television, medical and health, legal, educational, nonprofit, accounting, and domestic services.

This coverage is similar to that of the 1939 Business Census. However, "custom trades" and "services incidental to transportation," which are no longer included in the standard classification of the service trades, are not covered by the 1948 Census. In a number of localities, these exclusions as well as other changes in the standard classification may have a considerable effect in comparing

1948 with 1939 data, particularly with respect to establishment count.

Establishment definition.—For Census purposes, a business establishment is defined to include only enterprises conducted from a recognizable place of business, provided that the annual sales were in excess of \$5,000 for a wholesale trade establishment and \$500 for establishments in other trades. A detailed analysis of coverage will be provided in future Census of Business publications.

"Number of establishments" is the number of separate business locations, rather than the number of business companies or organizations, since the Census figures represent information reported separately for each business location or establishment. The establishment count reflects the number of places in business at the end of 1948 excluding administrative and executive offices of multiunit organizations, and "chain store" warehouses.

Sales and receipts.—"1948 sales and receipts" represents sales of merchandise and receipts from repairs and other services to customers. The figures reflect deductions for returned goods and allowances, but not for trade-in allowances; they exclude sales and excise taxes collected from customers and paid directly to any taxing agency.

Proprietors.—"Active proprietors..." represents owners and partners of unincorporated businesses who devoted the major portion of their time to the business in November 1948.

Employment.—"Number of paid employees..." represents all employees on the pay roll for the pay period ending nearest November 15, 1948. "Full workweek" employees, whether regular or seasonal, are those who in the November 15 pay period were paid for working at least the number of hours typically worked in a week by employees of the reporting establishment.

1948 CENSUS OF BUSINESS

RETAIL, WHOLESALE, SERVICE TRADES

U. S. DEPARTMENT OF COMMERCE
BUREAU OF THE CENSUS

PRELIMINARY

For Release April 19, 1950

Release Series BC-1P-05-028

HUERFANO COUNTY, COLO.

Retail, wholesale, and service establishments located in Huerfano County, Colorado, showed an expansion in dollar volume of trade from 1939 to 1948 according to preliminary figures from the 1948 Census of Business released today by the Bureau of the Census, U. S. Department of Commerce.

Retail sales in the county during 1948 aggregated \$7.1 million, an increase of 97 percent over the \$3.6 million in 1939, when the preceding Census of Business was taken. Wholesale sales in the county reached a total of \$2.2 million in 1948 compared with \$0.8 million in 1939. The service trades included in the Census of Business recorded receipts totaling \$244,000 in 1948 compared with \$122,000 in 1939.

Employment in the county, showed no change over the 9-year period between 1939 and 1948 for the above trades. Establishments in these trades reported a combined total of 370 paid employees for the workweek ended nearest November 15, 1948. The same number was reported in 1939.

These preliminary figures have been derived from a Census report on Huerfano County, Colorado, which also includes data for the city of Walsenburg. Final figures, superseding the preliminary data for Huerfano County, will be included in a Bulletin for the State of Colorado to be issued in several months. Similar data will be made available this year in preliminary and final form for each of the counties and States. A single copy of the preliminary release for Huerfano County as well as an order blank for other area releases may be obtained by writing to the Bureau of the Census, Washington 25, D. C.

Table 1.—CENSUS OF BUSINESS PRELIMINARY RESULTS FOR 1948, BY TRADE GROUP

HUERFANO COUNTY, COLO.

Trade group and kind of business	Number of establishments	1948 sales and receipts (Thousand dollars)	Active proprietors of unincorporated businesses Nov. 1948	Paid employees, workweek ended nearest Nov. 15, 1948	
				Total employees ¹	Full workweek employees
RETAIL TRADE, total.....	167	7,095	189	296	239
Food group.....	41	1,854	43	34	26
Eating and drinking places.....	40	709	50	69	52
General merchandise grp, general stores.....	11	731	12	39	32
Apparel group.....	5	250	7	12	11
Furniture-home furnishings-appliance grp.....	6	295	5	18	13
Automotive group.....	13	1,487	20	60	58
Gasoline service stations.....	25	511	25	19	11
Lumber-building-hardware group.....	7	527	9	22	19
All other retail stores.....	19	731	18	23	17
WHOLESALE TRADE.....	15	2,184	13	43	x
SELECTED SERVICE TRADES, ² /total.....	27	244	33	31	28
Personal services.....	19	163	24	22	19
All other service trades.....	8	81	9	9	9
HOTELS.....					

Data withheld to avoid disclosure

x Not available.

¹/ Includes employees paid for less than the full workweek.

²/ See General Description on last page for changes from the 1939 Census of Business in the coverage of Service Trades.

Table 2.—CENSUS OF BUSINESS PRELIMINARY RESULTS FOR 1948 FOR CITIES OF 2,500 INHABITANTS OR MORE

HUERFANO COUNTY, COLO.

(Data omitted for trade groups where necessary to avoid disclosure)

City and trade group	Number of establishments	1948 sales and receipts (Thousand dollars)	Active proprietors of unincorporated businesses Nov. 1948	Paid employees, workweek ended nearest Nov. 15, 1948	
				Total employees ¹	Full workweek employees
Walsenburg:					
Retail trade.....	126	6,151	146	252	203
Hotels.....	6	82	7	26	21
Remainder of county:					
Retail trade.....	41	944	43	44	36

¹/ Includes employees paid for less than the full workweek.

GENERAL DESCRIPTION OF PRELIMINARY RELEASES FOR THE 1948 CENSUS OF BUSINESS

This series of releases, of which one is planned for each county in the United States, presents preliminary results of the 1948 Census of Business. The information is based on reports submitted by business establishments for that Census. The figures shown are preliminary, and are subject to revision in the final Census publications, but the changes are expected to be relatively minor with respect to coverage. The final Census figures will be issued in a series of Business Census bulletins which will show additional detailed kind-of-business information for all places where there are a sufficient number of establishments.

The 1948 Census of Business was taken under the provision of the Act of June 19, 1948, which provides that the Business Censuses be taken for 1948 and for each fifth year thereafter. Previous Business Censuses were taken for the years 1929, 1933, 1935, and 1939.

Scope of the Census.—The 1948 Census of Business covered all establishments in the following trades, as defined by the Standard Industrial Classification Manual, May 1949 issue, of the Executive Office of the President: all retail trades; all wholesale trades; all service trades in the following four groups—personal services, business services, automobile repairs and services, and miscellaneous repair services; hotels; tourist courts and camps; and amusements, including motion picture theaters. Some important services not covered are radio broadcasting and television, medical and health, legal, educational, nonprofit, accounting, and domestic services.

This coverage is similar to that of the 1939 Business Census. However, "custom trades" and "services incidental to transportation," which are no longer included in the standard classification of the service trades, are not covered by the 1948 Censuses. In a number of localities, these exclusions as well as

other changes in the standard classification may have a considerable effect in comparing 1948 with 1939 data, particularly with respect to establishment count.

Establishment definition.—For Census purposes, a business establishment is defined to include only enterprises conducted from a recognizable place of business, provided that the annual sales were in excess of \$5,000 for a wholesale trade establishment and \$500 for establishments in other trades. A detailed analysis of coverage will be provided in future Censuses of Business publications.

"Number of establishments" is the number of separate business locations, rather than the number of business companies or organizations, since the Census figures represent information reported separately for each business location or establishment. The establishment count reflects the number of places in business at the end of 1948 excluding administrative and executive offices of multiunit organizations, and "chain store" warehouses.

Sales and receipts.—"1948 sales and receipts" represents sales of merchandise and receipts from repairs and other services to customers. The figures reflect deductions for returned goods and allowances, but not for trade-in allowances; they exclude sales and excise taxes collected from customers and paid directly to any taxing agency.

Proprietors.—"Active proprietors..." represents owners and partners of unincorporated businesses who devoted the major portion of their time to the business in November 1948.

Employment.—"Number of paid employees..." represents all employees on the pay roll for the pay period ending nearest November 15, 1948. "Full workweek" employees, whether regular or seasonal, are those who in the November 15 pay period were paid for working at least the number of hours typically worked in a week by employees of the reporting establishment.

1948 CENSUS OF BUSINESS

U. S. DEPARTMENT OF COMMERCE
BUREAU OF THE CENSUS

RETAIL, WHOLESALE, SERVICE TRADES

PRELIMINARY

For Release April 3, 1950

Release Series BC-1P-05-029

JACKSON COUNTY, COLO.

Retail and service establishments located in Jackson County, Colorado, showed a substantial expansion in dollar volume of trade from 1939 to 1948 according to preliminary figures from the 1948 Census of Business released today by the Bureau of the Census, U. S. Department of Commerce.

Retail sales in the county during 1948 aggregated \$1.3 million, an increase of 160 percent over the \$0.5 million in 1939, when the preceding Census of Business was taken. The service trades included in the Census of Business recorded receipts totaling \$49,000 in 1948 compared with \$19,000 in 1939.

Employment in the county also rose over the 9-year period between 1939 and 1948 for the above trades. Establishments in these trades reported a combined total of 53 paid employees for the workweek ended nearest November 15, 1948. This compared with a total of 45 employees reported for the week of November 15, 1939.

These preliminary figures have been derived from a Census report on Jackson County, Colorado. Final figures, superseding the preliminary data for Jackson County, will be included in a Bulletin for the State of Colorado to be issued in several months. Similar data will be made available this year in preliminary and final form for each of the counties and States. A single copy of the preliminary release for Jackson County as well as an order blank for other area releases may be obtained by writing to the Bureau of the Census, Washington 25, D. C.

Table 1.—CENSUS OF BUSINESS PRELIMINARY RESULTS FOR 1948, BY TRADE GROUP
JACKSON COUNTY, COLO.

Trade group and kind of business	Number of establishments	1948 sales and receipts (Thousand dollars)	Active proprietors of unincorporated businesses Nov. 1948	Paid employees, workweek ended nearest Nov. 15, 1948	
				Total employees ¹	Full workweek employees
RETAIL TRADE, total.....	37	1,327	39	48	36
Food group.....	7	372	7	6	5
Eating and drinking places....	6	170	7	24	17
Gasoline service stations.....	7	170	8	1	-
All other retail stores.....	17	615	17	17	14
SELECTED SERVICE TRADES ^{2/}	7	49	9	5	5
TOURIST COURTS AND CAMPS.....	7	14	7	-	-

^{1/} Includes employees paid for less than the full workweek.

^{2/} See General Description on last page for changes from the 1939 Census of Business in the coverage of Service Trades.

GENERAL DESCRIPTION OF PRELIMINARY RELEASES FOR THE
1948 CENSUS OF BUSINESS

This series of releases, of which one is planned for each county in the United States, presents preliminary results of the 1948 Census of Business. The information is based on reports submitted by business establishments for that Census. The figures shown are preliminary, and are subject to revision in the final Census publications, but the changes are expected to be relatively minor with respect to coverage. The final Census figures will be issued in a series of Business Census bulletins which will show additional detailed kind-of-business information for all places where there are a sufficient number of establishments.

The 1948 Census of Business was taken under the provision of the Act of June 19, 1948, which provides that the Business Census be taken for 1948 and for each fifth year thereafter. Previous Business Censuses were taken for the years 1929, 1933, 1935, and 1939.

Scope of the Census.--The 1948 Census of Business covered all establishments in the following trades, as defined by the Standard Industrial Classification Manual, May 1949 issue, of the Executive Office of the President: all retail trades; all wholesale trades; all service trades in the following four groups--personal services, business services, automobile repairs and services, and miscellaneous repair services, hotels, tourist courts and camps, and amusements, including motion picture theaters. Some important services not covered are radio broadcasting and television, medical and health, legal, educational, nonprofit, accounting, and domestic services.

This coverage is similar to that of the 1939 Business Census. However, "custom trades" and "services incidental to transportation," which are no longer included in the standard classification of the service trades, are not covered by the 1948 Census. In a number of localities, these exclusions as well as other changes in the standard classification may have a considerable effect in comparing

1948 with 1939 data, particularly with respect to establishment count.

Establishment definition.--For Census purposes, a business establishment is defined to include only enterprises conducted from a recognizable place of business, provided that the annual sales were in excess of \$5,000 for a wholesale trade establishment and \$500 for establishments in other trades. A detailed analysis of coverage will be provided in future Census of Business publications.

"Number of establishments" is the number of separate business locations, rather than the number of business companies or organizations, since the Census figures represent information reported separately for each business location or establishment. The establishment count reflects the number of places in business at the end of 1948 excluding administrative and executive offices of multiunit organizations, and "chain store" warehouses.

Sales and receipts.--"1948 sales and receipts" represents sales of merchandise and receipts from repairs and other services to customers. The figures reflect deductions for returned goods and allowances, but not for trade-in allowances; they exclude sales and excise taxes collected from customers and paid directly to any taxing agency.

Proprietors.--"Active proprietors..." represents owners and partners of unincorporated businesses who devoted the major portion of their time to the business in November 1948.

Employment.--"Number of paid employees..." represents all employees on the pay roll for the pay period ending nearest November 15, 1948. "Full workweek" employees, whether regular or seasonal, are those who in the November 15 pay period were paid for working at least the number of hours typically worked in a week by employees of the reporting establishment.

1948 CENSUS OF BUSINESS

U. S. DEPARTMENT OF COMMERCE
BUREAU OF THE CENSUS

RETAIL, WHOLESALE, SERVICE TRADES

PRELIMINARY

For Release April 5, 1950

Release Series BC-1P-05-030

JEFFERSON COUNTY, COLO.

Retail, wholesale, and service establishments located in Jefferson County, Colorado, showed a substantial expansion in dollar volume of trade from 1939 to 1948 according to preliminary figures from the 1948 Census of Business released today by the Bureau of the Census, U. S. Department of Commerce.

Retail sales in the county during 1948 aggregated \$30.1 million, an increase of 378 percent over the \$6.3 million in 1939, when the preceding Census of Business was taken. Wholesale sales in the county reached a total of \$2.2 million in 1948 as compared with \$0.2 million in 1939. The service trades included in the Census of Business recorded receipts totaling \$868,000 in 1948 compared with \$148,000 in 1939.

Employment in the county also rose over the 9-year period between 1939 and 1948 for the above trades. Establishments in these trades reported a combined total of 1,438 paid employees for the workweek ended nearest November 15, 1948. This compared with a total of 608 employees reported for the week of November 15, 1939.

These preliminary figures have been derived from a Census report on Jefferson County, Colorado, which also includes data for the city of Golden. Final figures, superseding the preliminary data for Jefferson County, will be included in a Bulletin for the State of Colorado to be issued in several months. Similar data will be made available this year in preliminary and final form for each of the counties and States. A single copy of the preliminary release for Jefferson County as well as an order blank for other area releases may be obtained by writing to the Bureau of the Census, Washington 25, D. C.

Table 1.—CENSUS OF BUSINESS PRELIMINARY RESULTS FOR 1948, BY TRADE GROUP

JEFFERSON COUNTY, COLO.

Trade group and kind of business	Number of establishments	1948 sales and receipts (Thousand dollars)	Active proprietors of unincorporated businesses Nov. 1948	Paid employees, workweek ended nearest Nov. 15, 1948	
				Total employees ¹	Full workweek employees
RETAIL TRADE, total.....	490	30,130	506	1,285	1,042
Food group.....	103	8,377	112	241	165
Eating and drinking places.....	100	3,021	100	393	326
General merchandise grp, general stores	16	983	17	51	42
Apparel group.....	15	419	12	17	14
Furniture-home furnishings-appliance grp	15	836	13	45	36
Automotive group.....	39	6,664	39	163	158
Gasoline service stations.....	78	2,569	84	89	74
Lumber-building-hardware group.....	37	3,472	35	108	96
Drug and proprietary stores.....	17	1,492	22	103	80
All other retail stores.....	70	2,297	72	75	51
WHOLESALE TRADE.....	15	2,188	14	43	x
SELECTED SERVICE TRADES, ² /total.....	102	868	115	110	101
Personal services.....	64	520	68	95	88
All other service trades.....	38	348	47	15	13
TOURIST COURTS AND CAMPS.....	67	631	77	26	21
AMUSEMENTS.....	22	689	17	47	x

x Not available.

¹/ Includes employees paid for less than the full workweek.

²/ See General Description on last page for changes from the 1939 Census of Business in the coverage of Service Trades.

Table 2.—CENSUS OF BUSINESS PRELIMINARY RESULTS FOR 1948 FOR CITIES OF 2,500 INHABITANTS OR MORE

JEFFERSON COUNTY, COLO.

(Data omitted for trade groups where necessary to avoid disclosure)

City and trade group ¹	Number of establishments	1948 sales and receipts (Thousand dollars)	Active proprietors of unincorporated businesses Nov. 1948	Paid employees, workweek ended nearest Nov. 15, 1948	
				Total employees ²	Full workweek employees
Golden:					
Retail trade.....	58	5,537	55	256	206
Selected service trades.....	20	187	23	27	24
Remainder of county:					
Retail trade.....	432	24,593	451	1,029	836
Selected service trades.....	82	681	92	83	77

1/ See General Description on this page for changes from the 1939 Census of Business in the coverage of Service Trades.

2/ Includes employees paid for less than the full workweek.

GENERAL DESCRIPTION OF PRELIMINARY RELEASES FOR THE 1948 CENSUS OF BUSINESS

This series of releases, of which one is planned for each county in the United States, presents preliminary results of the 1948 Census of Business. The information is based on reports submitted by business establishments for that Census. The figures shown are preliminary, and are subject to revision in the final Census publication, but the changes are expected to be relatively minor with respect to coverage. The final Census figures will be issued in a series of Business Census bulletins which will show additional detailed kind-of-business information for all places where there are a sufficient number of establishments.

The 1948 Census of Business was taken under the provision of the Act of June 19, 1948, which provides that the Business Census be taken for 1948 and for each fifth year thereafter. Previous Business Censuses were taken for the years 1929, 1933, 1935, and 1939.

Scope of the Census.—The 1948 Census of Business covered all establishments in the following trades, as defined by the Standard Industrial Classification Manual, May 1949 issue, of the Executive Office of the President: all retail trades; all wholesale trades; all service trades in the following four groups—personal services, business services, automobile repairs and services, and miscellaneous repair services; hotels; tourist courts and camps; and amusements, including motion picture theaters. Some important services not covered are radio broadcasting and television, medical and health, legal, educational, nonprofit, accounting, and domestic services.

This coverage is similar to that of the 1939 Business Census. However, "custom trades" and "services incidental to transportation," which are no longer included in the standard classification of the service trades, are not covered by the 1948 Census. In a number of localities, these exclusions as well as other changes in the standard classification may have

a considerable effect in comparing 1948 with 1939 data, particularly with respect to establishment count.

Establishment definition.—For Census purposes, a business establishment is defined to include only enterprises conducted from a recognizable place of business, provided that the annual sales were in excess of \$5,000 for a wholesale trade establishment and \$500 for establishments in other trades. A detailed analysis of coverage will be provided in future Census of Business publications.

"Number of establishments" is the number of separate business locations, rather than the number of business companies or organizations, since the Census figures represent information reported separately for each business location or establishment. The establishment count reflects the number of places in business at the end of 1948 excluding administrative and executive offices of multiunit organizations, and "chain store" warehouses.

Sales and receipts.—"1948 sales and receipts" represents sales of merchandise and receipts from repairs and other services to customers. The figures reflect deductions for returned goods and allowances, but not for trade-in allowances; they exclude sales and excise taxes collected from customers and paid directly to any taxing agency.

Proprietors.—"Active proprietors..." represents owners and partners of unincorporated businesses who devoted the major portion of their time to the business in November 1948.

Employment.—"Number of paid employees..." represents all employees on the pay roll for the pay period ending nearest November 15, 1948. "Full workweek" employees, whether regular or seasonal, are those who in the November 15 pay period were paid for working at least the number of hours typically worked in a week by employees of the reporting establishment.

1948 CENSUS OF BUSINESS

RETAIL, WHOLESALE, SERVICE TRADES

U. S. DEPARTMENT OF COMMERCE
BUREAU OF THE CENSUS

PRELIMINARY

For Release April 6, 1950

Release Series BC-1P-05-031

KIOWA COUNTY, COLO.

Retail, wholesale, and service establishments located in Kiowa County, Colorado, showed a substantial expansion in dollar volume of trade from 1939 to 1948 according to preliminary figures from the 1948 Census of Business released today by the Bureau of the Census, U. S. Department of Commerce.

Retail sales in the county during 1948 aggregated \$2.2 million, an increase of 340 percent over the \$0.5 million in 1939, when the preceding Census of Business was taken. Wholesale sales in the county reached a total of \$5.6 million in 1948 as compared with \$0.1 million in 1939. The service trades included in the Census of Business recorded receipts totaling \$80,000 in 1948 compared with \$13,000 in 1939.

Employment in the county also rose over the 9-year period between 1939 and 1948 for the above trades. Establishments in these trades reported a combined total of 114 paid employees for the workweek ended nearest November 15, 1948. This compared with a total of 48 employees reported for the week of November 15, 1939.

These preliminary figures have been derived from a Census report on Kiowa County, Colorado. Final figures, superseding the preliminary data for Kiowa County, will be included in a Bulletin for the State of Colorado to be issued in several months. Similar data will be made available this year in preliminary and final form for each of the counties and States. A single copy of the preliminary release for Kiowa County as well as an order blank for other area releases may be obtained by writing to the Bureau of the Census, Washington 25, D. C.

Table 1.—CENSUS OF BUSINESS PRELIMINARY RESULTS FOR 1948, BY TRADE GROUP
KIOWA COUNTY, COLO.

Trade group and kind of business	Number of establishments	1948 sales and receipts (Thousand dollars)	Active proprietors of unincorporated businesses Nov. 1948	Paid employees, workweek ended nearest Nov. 15, 1948	
				Total employees ¹	Full workweek employees
RETAIL TRADE, total.....	50	2,242	58	79	64
Food group.....	14	518	14	16	11
Eating and drinking places.....	9	232	12	32	27
Gasoline service stations.....	7	320	10	6	6
All other retail stores.....	20	1,172	22	25	20
WHOLESALE TRADE.....	16	5,598	7	26	x
SELECTED SERVICE TRADES ^{2/}	12	80	13	9	7

x Not available.

^{1/} Includes employees paid for less than the full workweek.

^{2/} See General Description on last page for changes from the 1939 Census of Business in the coverage of Service Trades.

GENERAL DESCRIPTION OF PRELIMINARY RELEASES FOR THE 1948 CENSUS OF BUSINESS

This series of releases, of which one is planned for each county in the United States, presents preliminary results of the 1948 Census of Business. The information is based on reports submitted by business establishments for that Census. The figures shown are preliminary, and are subject to revision in the final Census publications, but the changes are expected to be relatively minor with respect to coverage. The final Census figures will be issued in a series of Business Census bulletins which will show additional detailed kind-of-business information for all places where there are a sufficient number of establishments.

The 1948 Census of Business was taken under the provision of the Act of June 19, 1948, which provides that the Business Census be taken for 1948 and for each fifth year thereafter. Previous Business Censuses were taken for the years 1929, 1933, 1935, and 1939.

Scope of the Census.—The 1948 Census of Business covered all establishments in the following trades, as defined by the Standard Industrial Classification Manual, May 1949 issue, of the Executive Office of the President: all retail trades; all wholesale trades; all service trades in the following four groups—personal services, business services, automobile repairs and services, and miscellaneous repair services; hotels; tourist courts and camps; and amusements, including motion picture theaters. Some important services not covered are radio broadcasting and television, medical and health, legal, educational, nonprofit, accounting, and domestic services.

This coverage is similar to that of the 1939 Business Census. However, "custom trades" and "services incidental to transportation," which are no longer included in the standard classification of the service trades, are not covered by the 1948 Census. In a number of localities, these exclusions as well as other changes in the standard classification may have a considerable effect in comparing

1948 with 1939 data, particularly with respect to establishment count.

Establishment definition.—For Census purposes, a business establishment is defined to include only enterprises conducted from a recognizable place of business, provided that the annual sales were in excess of \$5,000 for a wholesale trade establishment and \$500 for establishments in other trades. A detailed analysis of coverage will be provided in future Census of Business publications.

"Number of establishments" is the number of separate business locations, rather than the number of business companies or organizations, since the Census figures represent information reported separately for each business location or establishment. The establishment count reflects the number of places in business at the end of 1948 excluding administrative and executive offices of multiunit organizations, and "chain store" warehouses.

Sales and receipts.—"1948 sales and receipts" represents sales of merchandise and receipts from repairs and other services to customers. The figures reflect deductions for returned goods and allowances, but not for trade-in allowances; they exclude sales and excise taxes collected from customers and paid directly to any taxing agency.

Proprietors.—"Active proprietors..." represents owners and partners of unincorporated businesses who devoted the major portion of their time to the business in November 1948.

Employment.—"Number of paid employees..." represents all employees on the pay roll for the pay period ending nearest November 15, 1948. "Full workweek" employees, whether regular or seasonal, are those who in the November 15 pay period were paid for working at least the number of hours typically worked in a week by employees of the reporting establishment.

1948 CENSUS OF BUSINESS

RETAIL, WHOLESALE, SERVICE TRADES

U. S. DEPARTMENT OF COMMERCE
BUREAU OF THE CENSUS

PRELIMINARY

For Release April 12, 1950

Release Series BC-1P-05-032

KIT CARSON COUNTY, COLO.

Retail, wholesale, and service establishments located in Kit Carson County, Colorado, showed a substantial expansion in dollar volume of trade from 1939 to 1948 according to preliminary figures from the 1948 Census of Business released today by the Bureau of the Census, U. S. Department of Commerce.

Retail sales in the county during 1948 aggregated \$9.0 million, an increase of 429 percent over the \$1.7 million in 1939, when the preceding Census of Business was taken. Wholesale sales in the county reached a total of \$13.2 million in 1948 as compared with \$0.5 million in 1939. The service trades included in the Census of Business recorded receipts totaling \$199,000 in 1948 compared with \$33,000 in 1939.

Employment in the county also rose over the 9-year period between 1939 and 1948 for the above trades. Establishments in these trades reported a combined total of 451 paid employees for the workweek ended nearest November 15, 1948. This compared with a total of 176 employees reported for the week of November 15, 1939.

These preliminary figures have been derived from a Census report on Kit Carson County, Colorado. Final figures, superseding the preliminary data for Kit Carson County, will be included in a Bulletin for the State of Colorado to be issued in several months. Similar data will be made available this year in preliminary and final form for each of the counties and States. A single copy of the preliminary release for Kit Carson County as well as an order blank for other area releases may be obtained by writing to the Bureau of the Census, Washington 25, D. C.

Table 1.—CENSUS OF BUSINESS PRELIMINARY RESULTS FOR 1948, BY TRADE GROUP

KIT CARSON COUNTY, COLO.

Trade group and kind of business	Number of establishments	1948 sales and receipts (Thousand dollars)	Active proprietors of unincorporated businesses Nov. 1948	Paid employees, workweek ended nearest Nov. 15, 1948	
				Total employees ¹	Full workweek employees
RETAIL TRADE, total.....	130	8,954	153	307	247
Food group.....	22	1,393	29	36	22
Eating and drinking places.....	22	385	27	90	72
Gasoline service stations.....	21	489	22	11	5
All other retail stores.....	65	6,687	75	170	148
WHOLESALE TRADE.....	28	13,225	16	119	x
SELECTED SERVICE TRADES, ^{2/} total.....	27	199	28	25	25
Personal services.....	13	118	13	20	20
All other service trades.....	14	81	15	5	5
AMUSEMENTS.....	7	967	6	10	x

x Not available.

^{1/} Includes employees paid for less than the full workweek.

^{2/} See General Description on last page for changes from the 1939 Census of Business in the coverage of Service Trades.

GENERAL DESCRIPTION OF PRELIMINARY RELEASES FOR THE 1948 CENSUS OF BUSINESS

This series of releases, of which one is planned for each county in the United States, presents preliminary results of the 1948 Census of Business. The information is based on reports submitted by business establishments for that Census. The figures shown are preliminary, and are subject to revision in the final Census publications, but the changes are expected to be relatively minor with respect to coverage. The final Census figures will be issued in a series of Business Census bulletins which will show additional detailed kind-of-business information for all places where there are a sufficient number of establishments.

The 1948 Census of Business was taken under the provision of the Act of June 19, 1948, which provides that the Business Census be taken for 1948 and for each fifth year thereafter. Previous Business Censuses were taken for the years 1929, 1933, 1935, and 1939.

Scope of the Census.—The 1948 Census of Business covered all establishments in the following trades, as defined by the Standard Industrial Classification Manual, May 1949 issue, of the Executive Office of the President: all retail trades; all wholesale trades; all service trades in the following four groups—personal services, business services, automobile repairs and services, and miscellaneous repair services; hotels; tourist courts and camps; and amusements, including motion picture theaters. Some important services not covered are radio broadcasting and television, medical and health, legal, educational, nonprofit, accounting, and domestic services.

This coverage is similar to that of the 1939 Business Census. However, "custom trades" and "services incidental to transportation," which are no longer included in the standard classification of the service trades, are not covered by the 1948 Census. In a number of localities, these exclusions as well as other changes in the standard classification may have a considerable effect in comparing

1948 with 1939 data, particularly with respect to establishment count.

Establishment definition.—For Census purposes, a business establishment is defined to include only enterprises conducted from a recognizable place of business, provided that the annual sales were in excess of \$5,000 for a wholesale trade establishment and \$500 for establishments in other trades. A detailed analysis of coverage will be provided in future Census of Business publications.

"Number of establishments" is the number of separate business locations, rather than the number of business companies or organizations, since the Census figures represent information reported separately for each business location or establishment. The establishment count reflects the number of places in business at the end of 1948 excluding administrative and executive offices of multiunit organizations, and "chain store" warehouses.

Sales and receipts.—"1948 sales and receipts" represents sales of merchandise and receipts from repairs and other services to customers. The figures reflect deductions for returned goods and allowances, but not for trade-in allowances; they exclude sales and excise taxes collected from customers and paid directly to any taxing agency.

Proprietors.—"Active proprietors..." represents owners and partners of unincorporated businesses who devoted the major portion of their time to the business in November 1948.

Employment.—"Number of paid employees..." represents all employees on the pay roll for the pay period ending nearest November 15, 1948. "Full workweek" employees, whether regular or seasonal, are those who in the November 15 pay period were paid for working at least the number of hours typically worked in a week by employees of the reporting establishment.

1948 CENSUS OF BUSINESS

RETAIL, WHOLESALE, SERVICE TRADES

U. S. DEPARTMENT OF COMMERCE
BUREAU OF THE CENSUS

PRELIMINARY

For Release April 19, 1950

Release Series BC-1P-05-033

LAKE COUNTY, COLO.

Retail, wholesale, and service establishments located in Lake County, Colorado, showed an expansion in dollar volume of trade from 1939 to 1948 according to preliminary figures from the 1948 Census of Business released today by the Bureau of the Census, U. S. Department of Commerce.

Retail sales in the county during 1948 aggregated \$6.1 million, an increase of 103 percent over the \$3.0 million in 1939, when the preceding Census of Business was taken. Wholesale sales in the county reached a total of \$691,000 in 1948 as compared with \$574,000 in 1939. The service trades included in the Census of Business recorded receipts totaling \$184,000 in 1948 compared with \$112,000 in 1939.

Employment in the county rose over the 9-year period between 1939 and 1948 for the above trades. Establishments in these trades reported a combined total of 389 paid employees for the workweek ended nearest November 15, 1948. This compared with a total of 357 employees reported for the week of November 15, 1939.

These preliminary figures have been derived from a Census report on Lake County, Colorado, which also includes data for the city of Leadville. Final figures, superseding the preliminary data for Lake County, will be included in a Bulletin for the State of Colorado to be issued in several months. Similar data will be made available this year in preliminary and final form for each of the counties and States. A single copy of the preliminary release for Lake County as well as an order blank for other area releases may be obtained by writing to the Bureau of the Census, Washington 25, D. C.

Table 1.—CENSUS OF BUSINESS PRELIMINARY RESULTS FOR 1948, BY TRADE GROUP
LAKE COUNTY, COLO.

Trade group and kind of business	Number of establishments	1948 sales and receipts (Thousand dollars)	Active proprietors of unincorporated businesses Nov. 1948	Paid employees, workweek ended nearest Nov. 15, 1948	
				Total employees ¹	Full workweek employees
RETAIL TRADE, total.....	92	6,073	94	342	301
Food group.....	16	1,547	18	51	40
Eating and drinking places.....	21	516	23	90	74
Gasoline service stations.....	6	154	6	6	5
All other retail stores.....	49	3,856	47	195	182
WHOLESALE TRADE.....	6	691	6	7	x
SELECTED SERVICE TRADES ^{2/}	17	184	19	40	37

x Not available.

^{1/} Includes employees paid for less than the full workweek.

^{2/} See General Description on last page for changes from the 1939 Census of Business in the coverage of Service Trades.

Table 2.—CENSUS OF BUSINESS PRELIMINARY RESULTS FOR 1948 FOR CITIES OF 2,500 INHABITANTS OR MORE

LAKE COUNTY, COLO.

(Data omitted for trade groups where necessary to avoid disclosure)

City and trade group ¹	Number of establishments	1948 sales and receipts (Thousand dollars)	Active proprietors of unincorporated businesses Nov. 1948	Paid employees, workweek ended nearest Nov. 15, 1948	
				Total employees	Full workweek employees
Leadville:					
Retail trade.....	81	5,264	82	281	244
Remainder of county:					
Retail trade.....	11	809	12	61	57

¹—Includes employees paid for less than the full workweek.

GENERAL DESCRIPTION OF PRELIMINARY RELEASES FOR THE 1948 CENSUS OF BUSINESS

This series of releases, of which one is planned for each county in the United States, presents preliminary results of the 1948 Census of Business. The information is based on reports submitted by business establishments for that Census. The figures shown are preliminary, and are subject to revision in the final Census publications, but the changes are expected to be relatively minor with respect to coverage. The final Census figures will be issued in a series of Business Census bulletins which will show additional detailed kind-of-business information for all places where there are a sufficient number of establishments.

The 1948 Census of Business was taken under the provision of the Act of June 19, 1948, which provides that the Business Census be taken for 1948 and for each fifth year thereafter. Previous Business Censuses were taken for the years 1929, 1933, 1935, and 1939.

Scope of the Census.—The 1948 Census of Business covered all establishments in the following trades, as defined by the Standard Industrial Classification Manual, May 1949 issue, of the Executive Office of the President: all retail trades; all wholesale trades; all service trades in the following four groups—personal services, business services, automobile repairs and services, and miscellaneous repair services; hotels; tourist courts and camps; and amusements, including motion picture theaters. Some important services not covered are radio broadcasting and television, medical and health, legal, educational, nonprofit, accounting, and domestic services.

This coverage is similar to that of the 1939 Business Census. However, "custom trades" and "services incidental to transportation," which are no longer included in the standard classification of the service trades, are not covered by the 1948 Census. In a number of localities, these exclusions as well as

other changes in the standard classification may have a considerable effect in comparing 1948 with 1939 data, particularly with respect to establishment count.

Establishment definition.—For Census purposes, a business establishment is defined to include only enterprises conducted from a recognizable place of business, provided that the annual sales were in excess of \$5,000 for a wholesale trade establishment and \$500 for establishments in other trades. A detailed analysis of coverage will be provided in future Census of Business publications.

"Number of establishments" is the number of separate business locations, rather than the number of business companies or organizations, since the Census figures represent information reported separately for each business location or establishment. The establishment count reflects the number of places in business at the end of 1948 excluding administrative and executive offices of multiunit organizations, and "chain store" warehouses.

Sales and receipts.—"1948 sales and receipts" represents sales of merchandise and receipts from repairs and other services to customers. The figures reflect deductions for returned goods and allowances, but not for trade-in allowances; they exclude sales and excise taxes collected from customers and paid directly to any taxing agency.

Proprietors.—"Active proprietors..." represents owners and partners of unincorporated businesses who devoted the major portion of their time to the business in November 1948.

Employment.—"Number of paid employees..." represents all employees on the pay roll for the pay period ending nearest November 15, 1948. "Full workweek" employees, whether regular or seasonal, are those who in the November 15 pay period were paid for working at least the number of hours typically worked in a week by employees of the reporting establishment.

1948 CENSUS OF BUSINESS

U. S. DEPARTMENT OF COMMERCE
BUREAU OF THE CENSUS

RETAIL, WHOLESALE, SERVICE TRADES

PRELIMINARY

For Release April 19, 1950

Release Series BC-1P-05-034

LA PLATA COUNTY, COLO.

Retail, wholesale, and service establishments located in La Plata County, Colorado, showed a substantial expansion in dollar volume of trade from 1939 to 1948 according to preliminary figures from the 1948 Census of Business released today by the Bureau of the Census, U. S. Department of Commerce.

Retail sales in the county during 1948 aggregated \$13.6 million, an increase of 178 percent over the \$4.9 million in 1939, when the preceding Census of Business was taken. Wholesale sales in the county reached a total of \$10.0 million in 1948 as compared with \$2.7 million in 1939. The service trades included in the Census of Business recorded receipts totaling \$477,000 in 1948 compared with \$300,000 in 1939.

Employment in the county also rose over the 9-year period between 1939 and 1948 for the above trades. Establishments in these trades reported a combined total of 1,006 paid employees for the workweek ended nearest November 15, 1948. This compared with a total of 660 employees reported for the week of November 15, 1939.

These preliminary figures have been derived from a Census report on La Plata County, Colorado, which also includes data for the city of Durango. Final figures, superseding the preliminary data for La Plata County, will be included in a Bulletin for the State of Colorado to be issued in several months. Similar data will be made available this year in preliminary and final form for each of the counties and States. A single copy of the preliminary release for La Plata County as well as an order blank for other area releases may be obtained by writing to the Bureau of the Census, Washington 25, D. C.

Table 1.—CENSUS OF BUSINESS PRELIMINARY RESULTS FOR 1948, BY TRADE GROUP

LA PLATA COUNTY, COLO.

Trade group and kind of business	Number of establishments	1948 sales and receipts (Thousand dollars)	Active proprietors of unincorporated businesses Nov. 1948	Paid employees, workweek ended nearest Nov. 15, 1948	
				Total employees ¹	Full workweek employees
RETAIL TRADE, total.....	198	13,584	241	664	576
Food group.....	33	2,879	42	75	63
Eating and drinking places.....	33	757	45	119	103
General merchandise grp, general stores.....	12	1,263	11	78	66
Furniture-home furnishings-appliance grp.....	6	608	9	24	24
Automotive group.....	19	2,999	23	125	121
Gasoline service stations.....	22	659	26	22	16
Lumber-building-hardware group.....	17	1,903	20	96	83
Drug and proprietary stores.....	5	451	6	31	20
All other retail stores.....	51	2,065	59	94	80
WHOLESALE TRADE, total.....	30	10,018	17	240	x
Merchant wholesalers.....	23	5,363	13	166	x
Other types of wholesale.....	7	4,655	4	74	x
SELECTED SERVICE TRADES, ² /total.....	40	477	45	102	93
Personal services.....	27	341	30	92	87
All other service trades.....	13	136	15	10	6
TOURIST COURTS AND CAMPS.....	15	224	19	9	5

x Not available.

¹/ Includes employees paid for less than the full workweek.

²/ See General Description on last page for changes from the 1939 Census of Business in the coverage of Service Trades.

Table 2.—CENSUS OF BUSINESS PRELIMINARY RESULTS FOR 1948 FOR CITIES OF 2,500 INHABITANTS OR MORE
LA PLATA COUNTY, COLO.

(Data omitted for trade groups where necessary to avoid disclosure)

City and trade group	Number of establishments	1948 sales and receipts (Thousand dollars)	Active proprietors of unincorporated businesses Nov. 1948	Paid employees, workweek ended nearest Nov. 15, 1948	
				Total employees ¹	Full workweek employees
Durango:					
Retail trade.....	139	12,086	177	608	533
Remainder of county:					
Retail trade.....	59	1,498	64	56	43

¹/ Includes employees paid for less than the full workweek.

GENERAL DESCRIPTION OF PRELIMINARY RELEASES FOR THE 1948 CENSUS OF BUSINESS

This series of releases, of which one is planned for each county in the United States, presents preliminary results of the 1948 Census of Business. The information is based on reports submitted by business establishments for that Census. The figures shown are preliminary, and are subject to revision in the final Census publications, but the changes are expected to be relatively minor with respect to coverage. The final Census figures will be issued in a series of Business Census bulletins which will show additional detailed kind-of-business information for all places where there are a sufficient number of establishments.

The 1948 Census of Business was taken under the provision of the Act of June 19, 1948, which provides that the Business Census be taken for 1948 and for each fifth year thereafter. Previous Business Censuses were taken for the years 1929, 1933, 1935, and 1939.

Scope of the Census.—The 1948 Census of Business covered all establishments in the following trades, as defined by the Standard Industrial Classification Manual, May 1949 issue, of the Executive Office of the President: all retail trades; all wholesale trades; all service trades in the following four groups—personal services, business services, automobile repairs and services, and miscellaneous repair services; hotels; tourist courts and camps; and amusements, including motion picture theaters. Some important services not covered are radio broadcasting and television, medical and health, legal, educational, nonprofit, accounting, and domestic services.

This coverage is similar to that of the 1939 Business Census. However, "custom trades" and "services incidental to transportation," which are no longer included in the standard classification of the service trades, are not covered by the 1948 Census. In a number of localities, these exclusions as well as other changes in the standard classification may have

a considerable effect in comparing 1948 with 1939 data, particularly with respect to establishment count.

Establishment definition.—For Census purposes, a business establishment is defined to include only enterprises conducted from a recognizable place of business, provided that the annual sales were in excess of \$5,000 for a wholesale trade establishment and \$500 for establishments in other trades. A detailed analysis of coverage will be provided in future Census of Business publications.

"Number of establishments" is the number of separate business locations, rather than the number of business companies or organizations, since the Census figures represent information reported separately for each business location or establishment. The establishment count reflects the number of places in business at the end of 1948 excluding administrative and executive offices of multiunit organizations, and "chain store" warehouses.

Sales and receipts.—"1948 sales and receipts" represents sales of merchandise and receipts from repairs and other services to customers. The figures reflect deductions for returned goods and allowances, but not for trade-in allowances; they exclude sales and excise taxes collected from customers and paid directly to any taxing agency.

Proprietors.—"Active proprietors..." represents owners and partners of unincorporated businesses who devoted the major portion of their time to the business in November 1948.

Employment.—"Number of paid employees..." represents all employees on the pay roll for the pay period ending nearest November 15, 1948. "Full workweek" employees, whether regular or seasonal, are those who in the November 15 pay period were paid for working at least the number of hours typically worked in a week by employees of the reporting establishment.

1948 CENSUS OF BUSINESS

RETAIL, WHOLESALE, SERVICE TRADES

U. S. DEPARTMENT OF COMMERCE
BUREAU OF THE CENSUS

PRELIMINARY

For Release April 12, 1950

Release Series BC-1P- 05-035

LARIMER COUNTY, COLO.

Retail, wholesale, and service establishments located in Larimer County, Colorado, showed a substantial expansion in dollar volume of trade from 1939 to 1948 according to preliminary figures from the 1948 Census of Business released today by the Bureau of the Census, U. S. Department of Commerce.

Retail sales in the county during 1948 aggregated \$40.3 million, an increase of 210 percent over the \$13.0 million in 1939, when the preceding Census of Business was taken. Wholesale sales in the county reached a total of \$11.9 million in 1948 as compared with \$2.3 million in 1939. The service trades included in the Census of Business recorded receipts totaling \$2.0 million in 1948 compared with \$0.6 million in 1939.

Employment in the county also rose over the 9-year period between 1939 and 1948 for the above trades. Establishments in these trades reported a combined total of 2,487 paid employees for the workweek ended nearest November 15, 1948. This compared with a total of 1,445 employees reported for the week of November 15, 1939.

These preliminary figures have been derived from a Census report on Larimer County, Colorado, which also includes data for the cities of Fort Collins and Loveland. Final figures, superseding the preliminary data for Larimer County, will be included in a Bulletin for the State of Colorado to be issued in several months. Similar data will be made available this year in preliminary and final form for each of the counties and States. A single copy of the preliminary release for Larimer County as well as an order blank for other area releases may be obtained by writing to the Bureau of the Census, Washington 25, D. C.

Table 1.—CENSUS OF BUSINESS PRELIMINARY RESULTS FOR 1948, BY TRADE GROUP

LARIMER COUNTY, COLO.

Trade group and kind of business	Number of establishments	1948 sales and receipts (Thousand dollars)	Active proprietors of unincorporated businesses Nov. 1948	Paid employees, workweek ended nearest Nov. 15, 1948	
				Total employees ¹	Full workweek employees
RETAIL TRADE, total.....	579	40,314	630	2,005	1,543
Food group.....	112	8,687	132	223	173
Eating and drinking places.....	90	2,702	111	366	283
General merchandise group, general stores....	20	3,620	11	289	191
Apparel group.....	32	1,575	30	72	56
Furniture-home furnishings-appliance group..	32	2,031	34	102	89
Automotive group.....	41	7,198	46	293	277
Gasoline service stations.....	92	2,740	92	104	65
Lumber-building-hardware group.....	54	6,963	53	259	222
Drug and proprietary stores.....	15	1,508	14	104	80
All other retail stores.....	91	3,290	107	193	107
WHOLESALE TRADE, total.....	55	11,874	45	146	x
Merchant wholesalers.....	16	3,281	16	64	x
Petroleum bulk plants, terminals.....	23	3,677	23	31	x
Other types of wholesalers.....	16	5,916	6	51	x
SELECTED SERVICE TRADES, ^{2/} total.....	168	1,989	186	336	296
Personal services.....	94	1,181	104	267	241
Business services.....	12	86	13	9	3
Automotive repairs and services.....	31	468	35	36	32
Other repair services.....	31	254	34	24	20
HOTELS.....	34	1,105	35	62	43
TOURIST COURTS AND CAMPS.....	143	686	164	8	8
AMUSEMENTS.....	33	672	31	109	x

x Not available.

^{1/} Includes employees paid for less than the full workweek.

^{2/} See General Description on last page for changes from the 1939 Census of Business in the coverage of Service Trades.

Table 2.—CENSUS OF BUSINESS PRELIMINARY RESULTS FOR 1948 FOR CITIES OF 2,500 INHABITANTS OR MORE

LARIMER COUNTY, COLO.

(Data omitted for trade groups where necessary to avoid disclosure)

City and trade group ¹	Number of establishments	1948 sales and receipts (Thousand dollars)	Active proprietors of unincorporated businesses Nov. 1948	Paid employees, workweek ended nearest Nov. 15, 1948	
				Total employees ²	Full workweek employees
Fort Collins:					
Retail trade.....	206	21,050	223	1,182	881
Wholesale trade.....	13	3,407	13	74	x
Selected service trades.....	79	1,150	93	234	208
Loveland:					
Retail trade.....	125	9,999	132	432	371
Wholesale trade.....	20	2,427	16	23	x
Selected service trades.....	45	403	48	65	56
Tourist courts and camps.....	10	59	9	-	-
Remainder of county:^{3/}					
Retail trade.....	248	9,265	275	391	291
Wholesale trade.....	22	6,040	16	49	x
Selected service trades.....	44	436	45	37	32
Hotels.....	23	825	23	6	6
Tourist courts and camps.....	133	627	155	8	8
Amusements.....	23	250	24	30	x

x. Not available.

^{1/} See General Description on this page for changes from the 1939 Census of Business in the coverage of Service Trades.^{2/} Includes employees paid for less than the full workweek.^{3/} Includes figures for establishments, other than wholesale, not located in cities of 2,500 inhabitants or more, and wholesale establishments not located in cities of 5,000 inhabitants or more.

GENERAL DESCRIPTION OF PRELIMINARY RELEASES FOR THE 1948 CENSUS OF BUSINESS

This series of releases, of which one is planned for each county in the United States, presents preliminary results of the 1948 Census of Business. The information is based on reports submitted by business establishments for that Census. The figures shown are preliminary, and are subject to revision in the final Census publications, but the changes are expected to be relatively minor with respect to coverage. The final Census figures will be issued in a series of Business Census bulletins which will show additional detailed kind-of-business information for all places where there are a sufficient number of establishments.

The 1948 Census of Business was taken under the provision of the Act of June 19, 1948, which provides that the Business Census be taken for 1948 and for each fifth year thereafter. Previous Business Censuses were taken for the years 1929, 1933, 1935, and 1939.

Scope of the Census.—The 1948 Census of Business covered all establishments in the following trades, as defined by the Standard Industrial Classification Manual, May 1949 issue, of the Executive Office of the President: all retail trades; all wholesale trades; all service trades in the following four groups—personal services, business services, automobile repairs and services, and miscellaneous repair services; hotels; tourist courts and camps; and amusements, including motion picture theaters. Some important services not covered are radio broadcasting and television, medical and health, legal, educational, nonprofit, accounting, and domestic services.

This coverage is similar to that of the 1939 Business Census. However, "custom trades" and "services incidental to transportation," which are no longer included in the standard classification of the service trades, are not covered by the 1948 Census. In a number of localities, these exclusions as well as

other changes in the standard classification may have a considerable effect in comparing 1948 with 1939 data, particularly with respect to establishment count.

Establishment definition.—For Census purposes, a business establishment is defined to include only enterprises conducted from a recognizable place of business, provided that the annual sales were in excess of \$5,000 for a wholesale trade establishment and \$500 for establishments in other trades. A detailed analysis of coverage will be provided in future Censuses of Business publications.

"Number of establishments" is the number of separate business locations, rather than the number of business companies or organizations, since the Census figures represent information reported separately for each business location or establishment. The establishment count reflects the number of places in business at the end of 1948 excluding administrative and executive offices of multiunit organizations, and "chain store" warehouses.

Sales and receipts.—"1948 sales and receipts" represents sales of merchandise and receipts from repairs and other services to customers. The figures reflect deductions for returned goods and allowances, but not for trade-in allowances; they exclude sales and excise taxes collected from customers and paid directly to any taxing agency.

Proprietors.—"Active proprietors..." represents owners and partners of unincorporated businesses who devoted the major portion of their time to the business in November 1948.

Employment.—"Number of paid employees..." represents all employees on the pay roll for the pay period ending nearest November 15, 1948. "Full workweek" employees, whether regular or seasonal, are those who in the November 15 pay period were paid for working at least the number of hours typically worked in a week by employees of the reporting establishment.

1948 CENSUS OF BUSINESS

U. S. DEPARTMENT OF COMMERCE
BUREAU OF THE CENSUS

RETAIL, WHOLESALE, SERVICE TRADES

PRELIMINARY

For Release April 13, 1950

Release Series BC-1P-05-036

LAS ANIMAS COUNTY, COLO.

Retail, wholesale, and service establishments located in Las Animas County, Colorado, showed a substantial expansion in dollar volume of trade from 1939 to 1948 according to preliminary figures from the 1948 Census of Business released today by the Bureau of the Census, U. S. Department of Commerce.

Retail sales in the county during 1948 aggregated \$16.9 million, an increase of 125 percent over the \$7.5 million in 1939, when the preceding Census of Business was taken. Wholesale sales in the county reached a total of \$8.2 million in 1948 as compared with \$4.2 million in 1939. The service trades included in the Census of Business recorded receipts totaling \$903,000 in 1948 compared with \$324,000 in 1939.

Employment in the county also rose over the 9-year period between 1939 and 1948 for the above trades. Establishments in these trades reported a combined total of 1,200 paid employees for the workweek ended nearest November 15, 1948. This compared with a total of 1,055 employees reported for the week of November 15, 1939.

These preliminary figures have been derived from a Census report on Las Animas County, Colorado, which also included data for the city of Trinidad. Final figures, superseding the preliminary data for Las Animas County, will be included in a Bulletin for the State of Colorado to be issued in several months. Similar data will be made available this year in preliminary and final form for each of the counties and States. A single copy of the preliminary release for Las Animas County as well as an order blank for other area releases may be obtained by writing to the Bureau of the Census, Washington 25, D. C.

Table 1.—CENSUS OF BUSINESS PRELIMINARY RESULTS FOR 1948, BY TRADE GROUP

LAS ANIMAS COUNTY, COLO.

Trade group and kind of business	Number of establishments	1948 sales and receipts (Thousand dollars)	Active proprietors of unincorporated businesses Nov. 1948	Paid employees, workweek ended nearest Nov. 15, 1948	
				Total employees ¹	Full workweek employees
RETAIL TRADE, total	378	16,900	383	854	721
Food group.....	104	4,984	102	146	116
Eating and drinking places.....	86	1,367	98	147	122
General merchandise group, general stores....	20	2,415	18	176	141
Apparel group.....	24	953	25	49	44
Furniture—home furnishings—appliance group..	12	513	10	31	26
Automotive group.....	20	2,759	20	121	119
Gasoline service stations.....	42	1,026	42	42	35
Lumber—building—hardware group.....	14	1,159	10	56	45
Drug and proprietary stores.....	6	464	6	39	33
All other retail stores.....	50	1,260	52	47	40
WHOLESALE TRADE, total	36	8,226	38	178	x
Merchant wholesalers.....	24	5,775	26	154	x
Other types of wholesalers.....	12	2,451	12	24	x
SELECTED SERVICE TRADES, 2/ total	84	903	84	168	149
Personal services.....	46	584	45	132	117
All other service trades.....	38	319	39	36	32
HOTELS	12	200	11	46	38
TOURIST COURTS AND CAMPS	13	77	9	11	6

x Not available.

1/ Includes employees paid for less than the full workweek.

2/ See General Description on last page for changes from the 1939 Census of Business in the coverage of Service Trades.

Table 2.—CENSUS OF BUSINESS PRELIMINARY RESULTS FOR 1948 FOR CITIES OF 2,500 INHABITANTS OR MORE

LAS ANIMAS COUNTY, COLO.

(Data omitted for trade groups where necessary to avoid disclosure)

City and trade group ¹	Number of establishments	1948 sales and receipts (Thousand dollars)	Active proprietors of unincorporated businesses Nov. 1948	Paid employees, workweek ended nearest Nov. 15, 1948	
				Total employees ²	Full workweek employees
Trinidad:					
Retail trade.....	225	13,814	235	741	626
Selected service trades.....	70	857	70	165	147
Hotels.....	12	200	11	46	38
Remainder of county:					
Retail trade.....	153	3,086	148	113	95
Selected service trades.....	14	46	14	3	2

¹/ See General Description on this page for changes from the 1939 Census of Business in the coverage of Service Trades.

²/ Includes employees paid for less than the full workweek.

GENERAL DESCRIPTION OF PRELIMINARY RELEASES FOR THE 1948 CENSUS OF BUSINESS

This series of releases, of which one is planned for each county in the United States, presents preliminary results of the 1948 Census of Business. The information is based on reports submitted by business establishments for that Census. The figures shown are preliminary, and are subject to revision in the final Census publications, but the changes are expected to be relatively minor with respect to coverage. The final Census figures will be issued in a series of Business Census bulletins which will show additional detailed kind-of-business information for all places where there are a sufficient number of establishments.

The 1948 Census of Business was taken under the provision of the Act of June 19, 1948, which provides that the Business Census be taken for 1948 and for each fifth year thereafter. Previous Business Censuses were taken for the years 1929, 1933, 1935, and 1939.

Scope of the Census.—The 1948 Census of Business covered all establishments in the following trades, as defined by the Standard Industrial Classification Manual, May 1949 issue, of the Executive Office of the President: all retail trades; all wholesale trades; all service trades in the following four groups—personal services, business services, automobile repairs and services, and miscellaneous repair services; hotels; tourist courts and camps; and amusements, including motion picture theaters. Some important services not covered are radio broadcasting and television, medical and health, legal, educational, nonprofit, accounting, and domestic services.

This coverage is similar to that of the 1939 Business Census. However, "custom trades" and "services incidental to transportation," which are no longer included in the standard classification of the service trades, are not covered by the 1948 Census. In a number of localities, these exclusions as well as

other changes in the standard classification may have a considerable effect in comparing 1948 with 1939 data, particularly with respect to establishment count.

Establishment definition.—For Census purposes, a business establishment is defined to include only enterprises conducted from a recognizable place of business, provided that the annual sales were in excess of \$5,000 for a wholesale trade establishment and \$500 for establishments in other trades. A detailed analysis of coverage will be provided in future Census of Business publications.

"Number of establishments" is the number of separate business locations, rather than the number of business companies or organizations, since the Census figures represent information reported separately for each business location or establishment. The establishment count reflects the number of places in business at the end of 1948 excluding administrative and executive offices of multiunit organizations, and "chain store" warehouses.

Sales and receipts.—"1948 sales and receipts" represents sales of merchandise and receipts from repairs and other services to customers. The figures reflect deductions for returned goods and allowances, but not for trade-in allowances; they exclude sales and excise taxes collected from customers and paid directly to any taxing agency.

Proprietors.—"Active proprietors..." represents owners and partners of unincorporated businesses who devoted the major portion of their time to the business in November 1948.

Employment.—"Number of paid employees..." represents all employees on the pay roll for the pay period ending nearest November 15, 1948. "Full workweek" employees, whether regular or seasonal, are those who in the November 15 pay period were paid for working at least the number of hours typically worked in a week by employees of the reporting establishment.

1948 CENSUS OF BUSINESS

RETAIL, WHOLESALE, SERVICE TRADES

U. S. DEPARTMENT OF COMMERCE
BUREAU OF THE CENSUS

PRELIMINARY

For Release May 15, 1950

Release Series BC-1P-05-037

LINCOLN COUNTY, COLO.

Retail, wholesale, and service establishments located in Lincoln County, Colorado, showed a substantial expansion in dollar volume of trade from 1939 to 1948 according to preliminary figures from the 1948 Census of Business released today by the Bureau of the Census, U. S. Department of Commerce.

Retail sales in the county during 1948 aggregated \$6.9 million, an increase of 331 percent over the \$1.6 million in 1939, when the preceding Census of Business was taken. Wholesale sales in the county reached a total of \$3.8 million in 1948 as compared with \$0.6 million in 1939. The service trades included in the Census of Business recorded receipts totaling \$117,000 in 1948 compared with \$55,000 in 1939.

Employment in the county also rose over the 9-year period between 1939 and 1948 for the above trades. Establishments in these trades reported a combined total of 332 paid employees for the workweek ended nearest November 15, 1948. This compared with a total of 199 employees reported for the week of November 15, 1939.

These preliminary figures have been derived from a Census report on Lincoln County, Colorado. Final figures, superseding the preliminary data for Lincoln County, will be included in a Bulletin for the State of Colorado to be issued in several months. Similar data will be made available this year in preliminary and final form for each of the counties and States. A single copy of the preliminary release for Lincoln County as well as an order blank for other area releases may be obtained by writing to the Bureau of the Census, Washington 25, D. C.

Table 1.—CENSUS OF BUSINESS PRELIMINARY RESULTS FOR 1948, BY TRADE GROUP

LINCOLN COUNTY, COLO.

Trade group and kind of business	Number of establishments	1948 sales and receipts (Thousand dollars)	Active proprietors of unincorporated businesses Nov. 1948	Paid employees, workweek ended nearest Nov. 15, 1948	
				Total employees ¹	Full workweek employees
RETAIL TRADE, total.....	112	6,935	130	279	215
Food group.....	17	1,053	21	29	26
Eating and drinking places.....	16	394	23	82	47
Gasoline service stations.....	26	1,052	31	27	24
All other retail stores.....	53	4,436	55	141	118
WHOLESALE TRADE.....	12	3,761	9	45	x
SELECTED SERVICE TRADES, ^{2/} total.....	22	117	23	8	5
Personal services.....	12	62	12	6	4
All other service trades.....	10	55	11	2	1
TOURIST COURTS AND CAMPS.....	10	79	15	5	4

x Not available.

^{1/} Includes employees paid for less than the full workweek.

^{2/} See General Description on last page for changes from the 1939 Census of Business in the coverage of Service Trades.

GENERAL DESCRIPTION OF PRELIMINARY RELEASES FOR THE
1948 CENSUS OF BUSINESS

This series of releases, of which one is planned for each county in the United States, presents preliminary results of the 1948 Census of Business. The information is based on reports submitted by business establishments for that Census. The figures shown are preliminary, and are subject to revision in the final Census publications, but the changes are expected to be relatively minor with respect to coverage. The final Census figures will be issued in a series of Business Census bulletins which will show additional detailed kind-of-business information for all places where there are a sufficient number of establishments.

The 1948 Census of Business was taken under the provision of the Act of June 19, 1948, which provides that the Business Census be taken for 1948 and for each fifth year thereafter. Previous Business Censuses were taken for the years 1929, 1933, 1935, and 1939.

Scope of the Census.—The 1948 Census of Business covered all establishments in the following trades, as defined by the Standard Industrial Classification Manual, May 1949 issue, of the Executive Office of the President: all retail trades; all wholesale trades; all service trades in the following four groups—personal services, business services, automobile repairs and services, and miscellaneous repair services; hotels; tourist courts and camps; and amusements, including motion picture theaters. Some important services not covered are radio broadcasting and television, medical and health, legal, educational, nonprofit, accounting, and domestic services.

This coverage is similar to that of the 1939 Business Census. However, "custom trades" and "services incidental to transportation," which are no longer included in the standard classification of the service trades, are not covered by the 1948 Census. In a number of localities, these exclusions as well as other changes in the standard classification may have a considerable effect in comparing

1948 with 1939 data, particularly with respect to establishment count.

Establishment definition.—For Census purposes, a business establishment is defined to include only enterprises conducted from a recognizable place of business, provided that the annual sales were in excess of \$5,000 for a wholesale trade establishment and \$500 for establishments in other trades. A detailed analysis of coverage will be provided in future Census of Business publications.

"Number of establishments" is the number of separate business locations, rather than the number of business companies or organizations, since the Census figures represent information reported separately for each business location or establishment. The establishment count reflects the number of places in business at the end of 1948 excluding administrative and executive offices of multiunit organizations, and "chain store" warehouses.

Sales and receipts.—"1948 sales and receipts" represents sales of merchandise and receipts from repairs and other services to customers. The figures reflect deductions for returned goods and allowances, but not for trade-in allowances; they exclude sales and excise taxes collected from customers and paid directly to any taxing agency.

Proprietors.—"Active proprietors..." represents owners and partners of unincorporated businesses who devoted the major portion of their time to the business in November 1948.

Employment.—"Number of paid employees..." represents all employees on the pay roll for the pay period ending nearest November 15, 1948. "Full workweek" employees, whether regular or seasonal, are those who in the November 15 pay period were paid for working at least the number of hours typically worked in a week by employees of the reporting establishment.

1948 CENSUS OF BUSINESS

U. S. DEPARTMENT OF COMMERCE
BUREAU OF THE CENSUS

RETAIL, WHOLESALE, SERVICE TRADES

PRELIMINARY

For Release April 10, 1950

Release Series BC-1P-05-038

LOGAN COUNTY, COLO.

Retail, wholesale, and service establishments located in Logan County, Colorado, showed a substantial expansion in dollar volume of trade from 1939 to 1948 according to preliminary figures from the 1948 Census of Business released today by the Bureau of the Census, U. S. Department of Commerce.

Retail sales in the county during 1948 aggregated \$19.4 million, an increase of 240 percent over the \$5.7 million in 1939, when the preceding Census of Business was taken. Wholesale sales in the county reached a total of \$22.0 million in 1948 as compared with \$3.8 million in 1939. The service trades included in the Census of Business recorded receipts totaling \$706,000 in 1948 compared with \$213,000 in 1939.

Employment in the county also rose over the 9-year period between 1939 and 1948 for the above trades. Establishments in these trades reported a combined total of 1,307 paid employees for the workweek ended nearest November 15, 1948. This compared with a total of 796 employees for the week of November 15, 1939.

These preliminary figures have been derived from a Census report on Logan County, Colorado, which also includes data for the city of Sterling. Final figures, superseding the preliminary data for Logan County, will be included in a Bulletin for the State of Colorado to be issued in several months. Similar data will be made available this year in preliminary and final form for each of the counties and States. A single copy of the preliminary release for Logan County as well as an order blank for other area releases may be obtained by writing to the Bureau of the Census, Washington 25, D. C.

Table 1.—CENSUS OF BUSINESS PRELIMINARY RESULTS FOR 1948, BY TRADE GROUP
LOGAN COUNTY, COLO.

Trade group and kind of business	Number of establishments	1948 sales and receipts (Thousand dollars)	Active proprietors of unincorporated businesses Nov. 1948	Paid employees, workweek ended nearest Nov. 15, 1948	
				Total employees ¹	Full workweek employees
RETAIL TRADE, total.....	227	19,360	208	923	736
Food group.....	41	3,254	38	73	44
Eating and drinking places.....	39	931	42	144	116
Apparel group.....	12	843	7	43	36
Furniture-home furnishgs-appliance grp.	15	1,218	11	54	47
Automotive group.....	21	4,795	17	179	171
Gasoline service stations.....	36	1,674	41	60	44
Lumber-building-hardware group.....	26	3,104	20	109	97
Drug and proprietary stores.....	7	475	6	30	20
All other retail stores.....	30	3,066	26	231	161
WHOLESALE TRADE, total.....	46	21,995	27	288	x
Merchant wholesalers.....	13	5,475	8	129	x
Other types of wholesalers.....	33	16,520	19	159	x
SELECTED SERVICE TRADES, ^{2/} total.....	58	706	64	96	84
Personal services.....	34	394	36	63	59
All other service trades.....	24	312	28	33	25
TOURIST COURTS AND CAMPS.....	5	63	5	5	4

x Not available.

1/ Includes employees paid for less than the full workweek.

2/ See General Description on last page for changes from the 1939 Census of Business in the coverage of Service Trades.

Table 2.—CENSUS OF BUSINESS PRELIMINARY RESULTS FOR 1948 FOR CITIES OF 2,500 INHABITANTS OR MORE

LOGAN COUNTY, COLO.

(Data omitted for trade groups where necessary to avoid disclosure)

City and trade group ¹	Number of establishments	1948 sales and receipts (Thousand dollars)	Active proprietors of unincorporated businesses Nov. 1948	Paid employees, workweek ended nearest Nov. 15, 1948	
				Total employees ²	Full workweek employees
Sterling:					
Retail trade.....	152	16,815	136	828	661
Wholesale trade.....	28	11,186	19	225	x
Selected service trades....	48	624	54	83	79
Tourist courts and camps...	5	63	5	5	4
Remainder of county:					
Retail trade.....	75	2,545	72	95	75
Wholesale trade.....	18	10,809	8	63	x
Selected service trades....	10	82	10	13	5

x Not available.

1/ See General Description on this page for changes from the 1939 Census of Business in the coverage of Service Trades.

2/ Includes employees paid for less than the full workweek.

GENERAL DESCRIPTION OF PRELIMINARY RELEASES FOR THE 1948 CENSUS OF BUSINESS

This series of releases, of which one is planned for each county in the United States, presents preliminary results of the 1948 Census of Business. The information is based on reports submitted by business establishments for that Census. The figures shown are preliminary, and are subject to revision in the final Census publications, but the changes are expected to be relatively minor with respect to coverage. The final Census figures will be issued in a series of Business Census bulletins which will show additional detailed kind-of-business information for all places where there are a sufficient number of establishments.

The 1948 Census of Business was taken under the provision of the Act of June 19, 1948, which provides that the Business Census be taken for 1948 and for each fifth year thereafter. Previous Business Censuses were taken for the years 1929, 1933, 1935, and 1939.

Scope of the Census.—The 1948 Census of Business covered all establishments in the following trades, as defined by the Standard Industrial Classification Manual, May 1949 issue, of the Executive Office of the President: all retail trades; all wholesale trades; all service trades in the following four groups—personal services, business services, automobile repairs and services, and miscellaneous repair services; hotels; tourist courts and camps; and amusements, including motion picture theaters. Some important services not covered are radio broadcasting and television, medical and health, legal, educational, nonprofit, accounting, and domestic services.

This coverage is similar to that of the 1939 Business Census. However, "custom trades" and "services incidental to transportation," which are no longer included in the standard classification of the service trades, are not covered by the 1948 Census. In a number of localities, these exclusions as well as

other changes in the standard classification may have a considerable effect in comparing 1948 with 1939 data, particularly with respect to establishment count.

Establishment definition.—For Census purposes, a business establishment is defined to include only enterprises conducted from a recognizable place of business, provided that the annual sales were in excess of \$5,000 for a wholesale trade establishment and \$500 for establishments in other trades. A detailed analysis of coverage will be provided in future Census of Business publications.

"Number of establishments" is the number of separate business locations, rather than the number of business companies or organizations, since the Census figures represent information reported separately for each business location or establishment. The establishment count reflects the number of places in business at the end of 1948 excluding administrative and executive offices of multinit organizations, and "chain store" warehouses.

Sales and receipts.—"1948 sales and receipts" represents sales of merchandise and receipts from repairs and other services to customers. The figures reflect deductions for returned goods and allowances, but not for trade-in allowances; they exclude sales and excise taxes collected from customers and paid directly to any taxing agency.

Proprietors.—"Active proprietors..." represents owners and partners of unincorporated businesses who devoted the major portion of their time to the business in November 1948.

Employment.—"Number of paid employees..." represents all employees on the pay roll for the pay period ending nearest November 15, 1948. "Full workweek" employees, whether regular or seasonal, are those who in the November 15 pay period were paid for working at least the number of hours typically worked in a week by employees of the reporting establishment.

1948 CENSUS OF BUSINESS

U. S. DEPARTMENT OF COMMERCE
BUREAU OF THE CENSUS

RETAIL, WHOLESALE, SERVICE TRADES

PRELIMINARY

For Release April 24, 1950

Release Series BC-1P- 05-039

MESA COUNTY, COLO.

Retail, wholesale, and service establishments located in Mesa County, Colorado, showed a substantial expansion in dollar volume of trade from 1939 to 1948 according to preliminary figures from the 1948 Census of Business released today by the Bureau of the Census, U. S. Department of Commerce.

Retail sales in the county during 1948 aggregated \$34.8 million, an increase of 192 percent over the \$11.9 million in 1939, when the preceding Census of Business was taken. Wholesale sales in the county reached a total of \$27.6 million in 1948 as compared with \$8.4 million in 1939. The service trades included in the Census of Business recorded receipts totaling \$1.5 million in 1948 as compared with \$0.7 million in 1939.

Employment in the county also rose over the 9-year period between 1939 and 1948 for the above trades. Establishments in these trades reported a combined total of 2,743 paid employees for the workweek ended nearest November 15, 1948. This compared with a total of 1,864 employees reported for the week of November 15, 1939.

These preliminary figures have been derived from a Census report on Mesa County, Colorado, which also includes data for the city of Grand Junction. Final figures, superseding the preliminary data for Mesa County, will be included in a Bulletin for the State of Colorado to be issued in several months. Similar data will be made available this year in preliminary and final form for each of the counties and States. A single copy of the preliminary release for Mesa County as well as an order blank for other area releases may be obtained by writing to the Bureau of the Census, Washington 25, D. C.

Table 1.—CENSUS OF BUSINESS PRELIMINARY RESULTS FOR 1948, BY TRADE GROUP

MESA COUNTY, COLO.

Trade group and kind of business	Number of establishments	1948 sales and receipts (Thousand dollars)	Active proprietors of unincorporated businesses Nov. 1948	Paid employees, workweek ended nearest Nov. 15, 1948	
				Total employees ¹	Full workweek employees
RETAIL TRADE, total.....	403	34,824	467	1,772	1,453
Food group.....	95	7,757	119	192	154
Eating and drinking places.....	44	1,677	58	284	242
General merchandise group, general stores....	14	4,332	9	328	220
Apparel group.....	20	1,202	23	78	39
Furniture-home furnishings-appliance group...	27	1,647	34	84	74
Automotive group.....	43	7,242	50	254	245
Gasoline service stations.....	52	1,970	54	96	85
Lumber-building-hardware group.....	32	4,405	40	215	179
Drug and proprietary stores.....	11	1,075	14	86	78
All other retail stores.....	65	3,517	66	155	137
WHOLESALE TRADE, total.....	73	27,759	51	677	x
Merchant wholesalers.....	44	17,236	31	552	x
Assemblers of farm products.....	12	5,982	10	47	x
Other types of wholesale.....	17	4,541	10	78	x
SELECTED SERVICE TRADES, ^{2/} total.....	117	1,506	130	294	273
Personal services.....	69	931	79	225	215
Business services.....	7	124	8	27	19
Automotive repairs and services.....	23	241	24	21	20
Other repair services.....	18	210	19	21	19
TOURIST COURTS AND CAMPS.....	24	185	27	99	4

x Not available.

^{1/} Includes employees paid for less than the full workweek.

^{2/} See General Description on last page for changes from the 1939 Census of Business in the coverage of Service Trades.

Table 2.—CENSUS OF BUSINESS PRELIMINARY RESULTS FOR 1948 FOR CITIES OF 2,500 INHABITANTS OR MORE

MESA COUNTY, COLO.

(Data omitted for trade groups where necessary to avoid disclosure)

City and trade group ¹	Number of establishments	1948 sales and receipts (Thousand dollars)	Active proprietors of unincorporated businesses Nov. 1948	Paid employees, workweek ended nearest Nov. 15, 1948	
				Total employees ²	Full workweek employees
Grand Junction:					
Retail trade.....	231	27,733	282	1,502	1,256
Wholesale trade.....	55	23,013	34	625	x
Selected service trades.....	71	1,282	80	272	264
Tourist courts and camps.....	9	114	11	9	4
Remainder of county:					
Retail trade.....	172	7,091	185	270	197
Wholesale trade.....	18	4,746	17	52	x
Selected service trades.....	46	224	50	22	9
Tourist courts and camps.....	15	71	16	-	-

x Not available.

1/ See General Description on this page for changes from the 1939 Census of Business in the coverage of Service Trades.

2/ Includes employees paid for less than the full workweek.

GENERAL DESCRIPTION OF PRELIMINARY RELEASES FOR THE 1948 CENSUS OF BUSINESS

This series of releases, of which one is planned for each county in the United States, presents preliminary results of the 1948 Census of Business. The information is based on reports submitted by business establishments for that Census. The figures shown are preliminary, and are subject to revision in the final Census publications, but the changes are expected to be relatively minor with respect to coverage. The final Census figures will be issued in a series of Business Census bulletins which will show additional detailed kind-of-business information for all places where there are a sufficient number of establishments.

The 1948 Census of Business was taken under the provision of the Act of June 19, 1948, which provides that the Business Census be taken for 1948 and for each fifth year thereafter. Previous Business Censuses were taken for the years 1929, 1933, 1935, and 1939.

Scope of the Census.—The 1948 Census of Business covered all establishments in the following trades, as defined by the Standard Industrial Classification Manual, May 1949 issue, of the Executive Office of the President: all retail trades; all wholesale trade; all service trades in the following four groups—personal services, business services, automobile repairs and services, and miscellaneous repair services; hotels; tourist courts and camps; and amusements, including motion picture theaters. Some important services not covered are radio broadcasting and television, medical and health, legal, educational, nonprofit, accounting, and domestic services.

This coverage is similar to that of the 1939 Business Census. However, "custom trade" and "services incidental to transportation," which are no longer included in the standard classification of the service trades, are not covered by the 1948 Census. In a number of localities, these exclusions as well as other changes in the standard classification may have

considerable effect in comparing 1948 with 1939 data, particularly with respect to establishment count.

Establishment definition.—For Census purposes, a business establishment is defined to include only enterprises conducted from a recognizable place of business, provided that the annual sales were in excess of \$5,000 for a wholesale trade establishment and \$500 for establishments in other trades. A detailed analysis of coverage will be provided in future Census of Business publications.

"Number of establishments" is the number of separate business locations, rather than the number of business companies or organizations, since the Census figures represent information reported separately for each business location or establishment. The establishment count reflects the number of places in business at the end of 1948 excluding administrative and executive offices of multiunit organizations, and "chain store" warehouses.

Sales and receipts.—"1948 sales and receipts" represents sales of merchandise and receipts from repairs and other services to customers. The figures reflect deductions for returned goods and allowances, but not for trade-in allowances; they exclude sales and excise taxes collected from customers and paid directly to any taxing agency.

Proprietors.—"Active proprietors..." represents owners and partners of unincorporated businesses who devoted the major portion of their time to the business in November 1948.

Employment.—"Number of paid employees..." represents all employees on the pay roll for the pay period ending nearest November 15, 1948. "Full workweek" employees, whether regular or seasonal, are those who in the November 15 pay period were paid for working at least the number of hours typically worked in a week by employees of the reporting establishment.

1948 CENSUS OF BUSINESS

RETAIL, WHOLESALE, SERVICE TRADES

U. S. DEPARTMENT OF COMMERCE
BUREAU OF THE CENSUS

PRELIMINARY

For Release April 3, 1950

Release Series BC-1P-05-040

MINERAL COUNTY, COLO.

Retail establishments located in Mineral County, Colorado, showed an expansion in dollar volume of trade from 1939 to 1948 according to preliminary figures from the 1948 Census of Business released today by the Bureau of the Census, U. S. Department of Commerce.

Retail sales in the county during 1948 aggregated \$447,000, an increase of 53 percent over the \$293,000 in 1939, when the preceding Census of Business was taken.

Employment in the county also rose over the 9-year period between 1939 and 1948 for the above trade. Retail establishments reported a total of 22 paid employees for the workweek ended nearest November 15, 1948. This compared with a total of 9 employees reported for the week of November 15, 1939.

These preliminary figures have been derived from a Census report on Mineral County, Colorado. Final figures, superseding the preliminary data for Mineral County, will be included in a Bulletin for the State of Colorado to be issued in several months. Similar data will be made available this year in preliminary and final form for each of the counties and States. A single copy of the preliminary release for Mineral County as well as an order blank for other area releases may be obtained by writing to the Bureau of the Census, Washington 25, D. C.

Table 1.—CENSUS OF BUSINESS PRELIMINARY RESULTS FOR 1948, BY TRADE GROUP
MINERAL COUNTY, COLO.

Trade group and kind of business	Number of establishments	1948 sales and receipts (Thousand dollars)	Active proprietors of unincorporated businesses Nov. 1948	Paid employees, workweek ended nearest Nov. 15, 1948	
				Total employees ¹	Full workweek employees
RETAIL TRADE, total.....	20	447	23	22	13
Food group.....	6	156	7	6	3
Eating and drinking places.....	5	52	6	3	-
All other retail stores.....	9	239	10	13	10

¹/ Includes employees paid for less than the full workweek.

GENERAL DESCRIPTION OF PRELIMINARY RELEASES FOR THE
1948 CENSUS OF BUSINESS

This series of releases, of which one is planned for each county in the United States, presents preliminary results of the 1948 Census of Business. The information is based on reports submitted by business establishments for that Census. The figures shown are preliminary, and are subject to revision in the final Census publications, but the changes are expected to be relatively minor with respect to coverage. The final Census figures will be issued in a series of Business Census bulletins which will show additional detailed kind-of-business information for all places where there are a sufficient number of establishments.

The 1948 Census of Business was taken under the provision of the Act of June 19, 1948, which provides that the Business Census be taken for 1948 and for each fifth year thereafter. Previous Business Censuses were taken for the years 1929, 1933, 1935, and 1939.

Scope of the Census.—The 1948 Census of Business covered all establishments in the following trades, as defined by the Standard Industrial Classification Manual, May 1949 issue, of the Executive Office of the President: all retail trades; all wholesale trades; all service trades in the following four groups—personal services, business services, automobile repairs and services, and miscellaneous repair services; hotels, tourist courts and camps, and amusements, including motion picture theaters. Some important services not covered are radio broadcasting and television, medical and health, legal, educational, nonprofit, accounting, and domestic services.

This coverage is similar to that of the 1939 Business Census. However, "custom trades" and "services incidental to transportation," which are no longer included in the standard classification of the service trades, are not covered by the 1948 Census. In a number of localities, these exclusions as well as other changes in the standard classification may have a considerable effect in comparing

1948 with 1939 data, particularly with respect to establishment count.

Establishment definition.—For Census purposes, a business establishment is defined to include only enterprises conducted from a recognizable place of business, provided that the annual sales were in excess of \$5,000 for a wholesale trade establishment and \$500 for establishments in other trades. A detailed analysis of coverage will be provided in future Census of Business publications.

"Number of establishments" is the number of separate business locations, rather than the number of business companies or organizations, since the Census figures represent information reported separately for each business location or establishment. The establishment count reflects the number of places in business at the end of 1948 excluding administrative and executive offices of multiunit organizations, and "chain store" warehouses.

Sales and receipts.—"1948 sales and receipts" represents sales of merchandise and receipts from repairs and other services to customers. The figures reflect deductions for returned goods and allowances, but not for trade-in allowances; they exclude sales and excise taxes collected from customers and paid directly to any taxing agency.

Proprietors.—"Active proprietors..." represents owners and partners of unincorporated businesses who devoted the major portion of their time to the business in November 1948.

Employment.—"Number of paid employees..." represents all employees on the pay roll for the pay period ending nearest November 15, 1948. "Full workweek" employees, whether regular or seasonal, are those who in the November 15 pay period were paid for working at least the number of hours typically worked in a week by employees of the reporting establishment.

1948 CENSUS OF BUSINESS

RETAIL, WHOLESALE, SERVICE TRADES

U. S. DEPARTMENT OF COMMERCE
BUREAU OF THE CENSUS

PRELIMINARY

For Release April 3, 1950

Release Series BC-1P-05-041

MOFFAT COUNTY, COLO.

Retail, wholesale, and service establishments located in Moffat County, Colorado, showed a substantial expansion in dollar volume of trade from 1939 to 1948 according to preliminary figures from the 1948 Census of Business released today by the Bureau of the Census, U. S. Department of Commerce.

Retail sales in the county during 1948 aggregated \$8.4 million, an increase of 425 percent over the \$1.6 million in 1939, when the preceding Census of Business was taken. Wholesale sales in the county reached a total of \$7.5 million in 1948 as compared with \$0.8 million in 1939. The service trades included in the Census of Business recorded receipts totaling \$396,000 in 1948 compared with \$54,000 in 1939.

Employment in the county also rose over the 9-year period between 1939 and 1948 for the above trades. Establishments in these trades reported a combined total of 399 paid employees for the workweek ended nearest November 15, 1948. This compared with a total of 201 employees reported for the week of November 15, 1939.

These preliminary figures have been derived from a Census report on Moffat County, Colorado. Final figures, superseding the preliminary data for Moffat County, will be included in a Bulletin for the State of Colorado to be issued in several months. Similar data will be made available this year in preliminary and final form for each of the counties and States. A single copy of the preliminary release for Moffat County as well as an order blank for other area releases may be obtained by writing to the Bureau of the Census, Washington 25, D. C.

Table 1.—CENSUS OF BUSINESS PRELIMINARY RESULTS FOR 1948, BY TRADE GROUP
MOFFAT COUNTY, COLO.

Trade group and kind of business	Number of establishments	1948 sales and receipts (Thousand dollars)	Active proprietors of unincorporated businesses Nov. 1948	Paid employees, workweek ended nearest Nov. 15, 1948	
				Total employees ¹	Full workweek employees
RETAIL TRADE, total.....	119	8,380	134	292	261
Food group.....	14	1,643	14	38	27
Eating and drinking places....	15	541	17	62	57
Gasoline service stations.....	24	758	30	27	23
All other retail stores.....	66	5,438	73	165	154
WHOLESALE TRADE, total.....	21	7,498	12	77	x
Merchant wholesalers.....	10	5,233	2	42	x
Other wholesale.....	11	2,265	10	35	x
SELECTED SERVICE TRADES, ² /total.	34	396	38	30	29
Personal services.....	17	166	18	24	23
All other service trades.....	17	230	20	6	6
TOURIST COURTS AND CAMPS.....	17	78	17	2	1

x Not available.

¹/ Includes employees paid for less than the full workweek.

²/ See General Description on last page for changes from the 1939 Census of Business in the coverage of Service Trades.

GENERAL DESCRIPTION OF PRELIMINARY RELEASES FOR THE
1948 CENSUS OF BUSINESS

This series of releases, of which one is planned for each county in the United States, presents preliminary results of the 1948 Census of Business. The information is based on reports submitted by business establishments for that Census. The figures shown are preliminary, and are subject to revision in the final Census publications, but the changes are expected to be relatively minor with respect to coverage. The final Census figures will be issued in a series of Business Census bulletins which will show additional detailed kind-of-business information for all places where there are a sufficient number of establishments.

The 1948 Census of Business was taken under the provision of the Act of June 19, 1948, which provides that the Business Census be taken for 1948 and for each fifth year thereafter. Previous Business Censuses were taken for the years 1929, 1933, 1935, and 1939.

Scope of the Census.—The 1948 Census of Business covered all establishments in the following trades, as defined by the Standard Industrial Classification Manual, May 1949 issue, of the Executive Office of the President: all retail trades; all wholesale trades; all service trades in the following four groups—personal services, business services, automobile repairs and services, and miscellaneous repair services; hotels; tourist courts and camps, and amusements, including motion picture theaters. Some important services not covered are radio broadcasting and television, medical and health, legal, educational, nonprofit, accounting, and domestic services.

This coverage is similar to that of the 1939 Business Census. However, "custom trades" and "services incidental to transportation," which are no longer included in the standard classification of the service trades, are not covered by the 1948 Census. In a number of localities, these exclusions as well as other changes in the standard classification may have a considerable effect in comparing

1948 with 1939 data, particularly with respect to establishment count.

Establishment definition.—For Census purposes, a business establishment is defined to include only enterprises conducted from a recognizable place of business, provided that the annual sales were in excess of \$5,000 for a wholesale trade establishment and \$500 for establishments in other trades. A detailed analysis of coverage will be provided in future Census of Business publications.

"Number of establishments" is the number of separate business locations, rather than the number of business companies or organizations, since the Census figures represent information reported separately for each business location or establishment. The establishment count reflects the number of places in business at the end of 1948 excluding administrative and executive offices of multiunit organizations, and "chain store" warehouses.

Sales and receipts.—"1948 sales and receipts" represents sales of merchandise and receipts from repairs and other services to customers. The figures reflect deductions for returned goods and allowances, but not for trade-in allowances; they exclude sales and excise taxes collected from customers and paid directly to any taxing agency.

Proprietors.—"Active proprietors..." represents owners and partners of unincorporated businesses who devoted the major portion of their time to the business in November 1948.

Employment.—"Number of paid employees..." represents all employees on the pay roll for the pay period ending nearest November 15, 1948. "Full workweek" employees, whether regular or seasonal, are those who in the November 15 pay period were paid for working at least the number of hours typically worked in a week by employees of the reporting establishment.

1948 CENSUS OF BUSINESS

RETAIL, WHOLESALE, SERVICE TRADES

U. S. DEPARTMENT OF COMMERCE
BUREAU OF THE CENSUS

PRELIMINARY

For Release April 19, 1950

Release Series BC-1P-05-042

MONTEZUMA COUNTY, COLO.

Retail, wholesale, and service establishments located in Montezuma County, Colorado, showed a substantial expansion in dollar volume of trade from 1939 to 1948 according to preliminary figures from the 1948 Census of Business released today by the Bureau of the Census, U. S. Department of Commerce.

Retail sales in the county during 1948 aggregated \$8.9 million, an increase of 287 percent over the \$2.3 million in 1939, when the preceding Census of Business was taken. Wholesale sales in the county reached a total of \$8.0 million in 1948 as compared with \$1.0 million in 1939. The service trades included in the Census of Business recorded receipts totaling \$253,000 in 1948 compared with \$64,000 in 1939.

Employment in the county also rose over the 9-year period between 1939 and 1948 for the above trades. Establishments in these trades reported a combined total of 528 paid employees for the workweek ended nearest November 15, 1948. This compared with a total of 287 employees reported for the week of November 15, 1939.

These preliminary figures have been derived from a Census report on Montezuma County, Colorado. Final figures, superseding the preliminary data for Montezuma County, will be included in a Bulletin for the State of Colorado to be issued in several months. Similar data will be made available this year in preliminary and final form for each of the counties and States. A single copy of the preliminary release for Montezuma County as well as an order blank for other area releases may be obtained by writing to the Bureau of the Census, Washington 25, D. C.

Table 1.—CENSUS OF BUSINESS PRELIMINARY RESULTS FOR 1948, BY TRADE GROUP
MONTEZUMA COUNTY, COLO.

Trade group and kind of business	Number of establishments	1948 sales and receipts (Thousand dollars)	Active proprietors of unincorporated businesses Nov. 1948	Paid employees, workweek ended nearest Nov. 15, 1948	
				Total employees ¹	Full workweek employees
RETAIL TRADE, total.....	110	8,907	117	376	331
Food group.....	21	2,023	28	57	50
Eating and drinking places.....	21	654	20	64	54
Gasoline service stations.....	11	701	12	25	17
All other retail stores.....	57	5,529	57	230	210
WHOLESALE TRADE.....	20	8,011	14	125	x
SELECTED SERVICE TRADES, ^{2/} total.....	25	253	26	27	24
Personal services.....	19	209	20	24	21
All other service trades.....	6	44	6	3	3
AMUSEMENTS.....	7	88	8	6	x

x Not available.

^{1/} Includes employees paid for less than the full workweek.

^{2/} See General Description on last page for changes from the 1939 Census of Business in the coverage of Service Trades.

GENERAL DESCRIPTION OF PRELIMINARY RELEASES FOR THE 1948 CENSUS OF BUSINESS

This series of releases, of which one is planned for each county in the United States, presents preliminary results of the 1948 Census of Business. The information is based on reports submitted by business establishments for that Census. The figures shown are preliminary, and are subject to revision in the final Census publications, but the changes are expected to be relatively minor with respect to coverage. The final Census figures will be issued in a series of Business Census bulletins which will show additional detailed kind-of-business information for all places where there are a sufficient number of establishments.

The 1948 Census of Business was taken under the provision of the Act of June 19, 1948, which provides that the Business Census be taken for 1948 and for each fifth year thereafter. Previous Business Censuses were taken for the years 1929, 1933, 1935, and 1939.

Scope of the Census.—The 1948 Census of Business covered all establishments in the following trades, as defined by the Standard Industrial Classification Manual, May 1949 issue, of the Executive Office of the President: all retail trades; all wholesale trades; all service trades in the following four groups—personal services, business services, automobile repairs and services, and miscellaneous repair services; hotels; tourist courts and camps; and amusements, including motion picture theaters. Some important services not covered are radio broadcasting and television, medical and health, legal, educational, nonprofit, accounting, and domestic services.

This coverage is similar to that of the 1939 Business Census. However, "custom trades" and "services incidental to transportation," which are no longer included in the standard classification of the service trades, are not covered by the 1948 Census. In a number of localities, these exclusions as well as other changes in the standard classification may have a considerable effect in comparing

1948 with 1939 data, particularly with respect to establishment count.

Establishment definition.—For Census purposes, a business establishment is defined to include only enterprises conducted from a recognizable place of business, provided that the annual sales were in excess of \$5,000 for a wholesale trade establishment and \$500 for establishments in other trades. A detailed analysis of coverage will be provided in future Census of Business publications.

"Number of establishments" is the number of separate business locations, rather than the number of business companies or organizations, since the Census figures represent information reported separately for each business location or establishment. The establishment count reflects the number of places in business at the end of 1948 excluding administrative and executive offices of multiunit organizations, and "chain store" warehouses.

Sales and receipts.—"1948 sales and receipts" represents sales of merchandise and receipts from repairs and other services to customers. The figures reflect deductions for returned goods and allowances, but not for trade-in allowances; they exclude sales and excise taxes collected from customers and paid directly to any taxing agency.

Proprietors.—"Active proprietors..." represents owners and partners of unincorporated businesses who devoted the major portion of their time to the business in November 1948.

Employment.—"Number of paid employees..." represents all employees on the pay roll for the pay period ending nearest November 15, 1948. "Full workweek" employees, whether regular or seasonal, are those who in the November 15 pay period were paid for working at least the number of hours typically worked in a week by employees of the reporting establishment.

1948 CENSUS OF BUSINESS

RETAIL, WHOLESALE, SERVICE TRADES

U. S. DEPARTMENT OF COMMERCE
BUREAU OF THE CENSUS

PRELIMINARY

For Release May 1, 1950

Release Series BC-1P-05-043

MONTROSE COUNTY, COLO.

Retail, wholesale, and service establishments located in Montrose County, Colorado, showed a substantial expansion in dollar volume of trade from 1939 to 1948 according to preliminary figures from the 1948 Census of Business released today by the Bureau of the Census, U. S. Department of Commerce.

Retail sales in the county during 1948 aggregated \$11.9 million, an increase of 164 percent over the \$4.5 million in 1939, when the preceding Census of Business was taken. Wholesale sales in the county reached a total of \$6.5 million in 1948 as compared with \$2.2 million in 1939. The service trades included in the Census of Business recorded receipts totaling \$412,000 in 1948 compared with \$165,000 in 1939.

Employment in the county also rose over the 9-year period between 1939 and 1948 for the above trades. Establishments in these trades reported a combined total of 826 paid employees for the workweek ended nearest November 15, 1948. This compared with a total of 706 employees reported for the week of November 15, 1939.

These preliminary figures have been derived from a Census report on Montrose County, Colorado, which also includes data for the city of Montrose. Final figures, superseding the preliminary data for Montrose County, will be included in a Bulletin for the State of Colorado to be issued in several months. Similar data will be made available this year in preliminary and final form for each of the counties and States. A single copy of the preliminary release for Montrose County as well as an order blank for the other area releases may be obtained by writing to the Bureau of the Census, Washington 25, D. C.

Table 1.—CENSUS OF BUSINESS PRELIMINARY RESULTS FOR 1948, BY TRADE GROUP

MONTROSE COUNTY, COLO.

Trade group and kind of business	Number of establishments	1948 sales and receipts (Thousand dollars)	Active proprietors of unincorporated businesses Nov. 1948	Paid employees, workweek ended nearest Nov. 15, 1948	
				Total employees ¹	Full workweek employees
RETAIL TRADES, total.....	168	11,853	203	602	508
Food group.....	36	2,517	48	65	52
Eating and drinking places.....	20	683	24	113	86
General merchandise grp, general stores.....	9	763	6	55	38
Furniture-home furnishings-appliance grp.....	10	596	12	24	23
Automotive group.....	13	2,554	18	110	106
Gasoline service stations.....	26	1,086	30	46	42
Lumber-building-hardware group.....	15	1,781	19	77	65
Drug and proprietary stores.....	5	372	7	23	19
All other retail stores.....	34	1,501	39	89	77
WHOLESALE TRADES, total.....	28	6,462	16	158	x
Merchant wholesalers.....	5	944	6	20	x
Other types of wholesale.....	23	5,518	10	138	x
SELECTED SERVICE TRADES, ² /total.....	44	412	46	66	54
Personal services.....	25	265	27	51	40
All other service trades.....	19	147	19	15	14
HOTELS.....	8	91	6	14	6

x Not available.

¹/ Includes employees paid for less than the full workweek.

²/ See General Description on last page for changes from the 1939 Census of Business in the coverage of Service Trades.

Table 2.—CENSUS OF BUSINESS PRELIMINARY RESULTS FOR 1948 FOR CITIES OF 2,500 INHABITANTS OR MORE

MONTROSE COUNTY, COLO.

(Data omitted for trade groups where necessary to avoid disclosure)

City and trade group ¹	Number of establishments	1948 sales and receipts (Thousand dollars)	Active proprietors of unincorporated businesses Nov. 1948	Paid employees, workweek ended nearest Nov. 15, 1948	
				Total employees ²	Full workweek employees
Montrose:					
Retail trade.....	101	9,703	131	523	448
Selected service trades....	31	360	34	62	51
Remainder of county:					
Retail trade.....	67	2,150	72	79	60
Selected service trades...	13	52	12	4	3

1/ See General Description on this page for changes from the 1939 Census of Business in the coverage of Service Trades.

2/ Includes employees paid for less than the full workweek.

GENERAL DESCRIPTION OF PRELIMINARY RELEASES FOR THE 1948 CENSUS OF BUSINESS

This series of releases, of which one is planned for each county in the United States, presents preliminary results of the 1948 Census of Business. The information is based on reports submitted by business establishments for that Census. The figures shown are preliminary, and are subject to revision in the final Census publications, but the changes are expected to be relatively minor with respect to coverage. The final Census figures will be issued in a series of Business Census bulletins which will show additional detailed kind-of-business information for all places where there are a sufficient number of establishments.

The 1948 Census of Business was taken under the provision of the Act of June 19, 1948, which provides that the Business Census be taken for 1948 and for each fifth year thereafter. Previous Business Censuses were taken for the years 1929, 1933, 1935, and 1939.

Scope of the Census.—The 1948 Census of Business covered all establishments in the following trades, as defined by the Standard Industrial Classification Manual, May 1949 issue, of the Executive Office of the President: all retail trades; all wholesale trades; all service trades in the following four groups—personal services, business services, automobile repairs and services, and miscellaneous repair services; hotels; tourist courts and camps; and amusements, including motion picture theaters. Some important services not covered are radio broadcasting and television, medical and health, legal, educational, nonprofit, accounting, and domestic services.

This coverage is similar to that of the 1939 Business Census. However, "custom trades" and "services incidental to transportation," which are no longer included in the standard classification of the service trades, are not covered by the 1948 Census. In a number of localities, these exclusions as well as other changes in the standard classification may have

a considerable effect in comparing 1948 with 1939 data, particularly with respect to establishment count.

Establishment definition.—For Census purposes, a business establishment is defined to include only enterprises conducted from a recognizable place of business, provided that the annual sales were in excess of \$5,000 for a wholesale trade establishment and \$500 for establishments in other trades. A detailed analysis of coverage will be provided in future Censuses of Business publications.

"Number of establishments" is the number of separate business locations, rather than the number of business companies or organizations, since the Census figures represent information reported separately for each business location or establishment. The establishment count reflects the number of places in business at the end of 1948 excluding administrative and executive offices of multiunit organizations, and "chain store" warehouses.

Sales and receipts.—"1948 sales and receipts" represents sales of merchandise and receipts from repairs and other services to customers. The figures reflect deductions for returned goods and allowances, but not for trade-in allowances; they exclude sales and excise taxes collected from customers and paid directly to any taxing agency.

Proprietors.—"Active proprietors..." represents owners and partners of unincorporated businesses who devoted the major portion of their time to the business in November 1948.

Employment.—"Number of paid employees..." represents all employees on the pay roll for the pay period ending nearest November 15, 1948. "Full workweek" employees, whether regular or seasonal, are those who in the November 15 pay period were paid for working at least the number of hours typically worked in a week by employees of the reporting establishment.

1948 CENSUS OF BUSINESS

RETAIL, WHOLESALE, SERVICE TRADES

U. S. DEPARTMENT OF COMMERCE
BUREAU OF THE CENSUS

PRELIMINARY

For Release April 3, 1950

Release Series BC-1P-05-044

MORGAN COUNTY, COLO.

Retail, wholesale, and service establishments located in Morgan County, Colorado, showed a substantial expansion in dollar volume of trade from 1939 to 1948 according to preliminary figures from the 1948 Census of Business released today by the Bureau of the Census, U. S. Department of Commerce.

Retail sales in the county during 1948 aggregated \$18.9 million, an increase of 257 percent over the \$5.3 million in 1939, when the preceding Census of Business was taken. Wholesale sales in the county reached a total of \$13.9 million in 1948 as compared with \$1.2 million in 1939. The service trades included in the Census of Business recorded receipts totaling \$806,000 in 1948 compared with \$212,000 in 1939.

Employment in the county also rose over the 9-year period between 1939 and 1948 for the above trades. Establishments in these trades reported a combined total of 1,138 paid employees for the workweek ended nearest November 15, 1948. This compared with a total of 721 employees reported for the week of November 15, 1939.

These preliminary figures have been derived from a Census report on Morgan County, Colorado, which also includes data for the city of Fort Morgan. Final figures, superseding the preliminary data for Morgan County, will be included in a Bulletin for the State of Colorado to be issued in several months. Similar data will be made available this year in preliminary and final form for each of the counties and States. A single copy of the preliminary release for Morgan County as well as an order blank for other area releases may be obtained by writing to the Bureau of the Census, Washington 25, D. C.

Table 1.—CENSUS OF BUSINESS PRELIMINARY RESULTS FOR 1948, BY TRADE GROUP

MORGAN COUNTY, COLO.

Trade group and kind of business	Number of establishments	1948 sales and receipts (Thousand dollars)	Active proprietors of unincorporated businesses Nov. 1948	Paid employees, workweek ended nearest Nov. 15, 1948	
				Total employees ¹	Full workweek employees
RETAIL TRADE, total.....	248	18,932	231	923	734
Food group.....	36	3,236	36	111	75
Eating and drinking places.....	41	800	54	120	101
Apparel group.....	12	558	10	28	14
Furniture-home furnishings-appliance grp	15	900	13	36	31
Automotive group.....	25	3,408	21	157	153
Gasoline service stations.....	42	2,307	44	75	55
Lumber-building-hardware group.....	34	4,995	19	195	168
Drug and proprietary stores.....	7	593	5	54	40
All other retail stores.....	36	2,135	29	147	97
WHOLESALE TRADE.....	33	13,889	24	129	x
SELECTED SERVICE TRADES, ² /total.....	79	806	83	86	79
Personal services.....	34	402	34	62	56
All other service trades.....	45	404	49	24	23
TOURIST COURTS AND CAMPS.....	7	49	5	4	4

x Not available.

¹/ Includes employees paid for less than the full workweek.

²/ See General Description on last page for changes from the 1939 Census of Business in the coverage of Service Trades.

Table 2.—CENSUS OF BUSINESS PRELIMINARY RESULTS FOR 1948 FOR CITIES OF 2,500 INHABITANTS OR MORE
MORGAN COUNTY, COLO.

(Data omitted for trade groups where necessary to avoid disclosure)

City and trade group ¹	Number of establishments	1948 sales and receipts (Thousand dollars)	Active proprietors of unincorporated businesses Nov. 1948	Paid employees, workweek ended nearest Nov. 15, 1948	
				Total employees ²	Full workweek employees
Fort Morgan:					
Retail trade.....	108	10,147	104	559	442
Selected service trades.....	38	547	42	67	62
Remainder of County:					
Retail trade.....	140	8,785	127	364	292
Selected service trades.....	41	259	41	19	17

1/ See General Description on this page for changes from the 1939 Census of Business in the coverage of Service Trades.

2/ Includes employees paid for less than the full workweek.

GENERAL DESCRIPTION OF PRELIMINARY RELEASES FOR THE 1948 CENSUS OF BUSINESS

This series of releases, of which one is planned for each county in the United States, presents preliminary results of the 1948 Census of Business. The information is based on reports submitted by business establishments for that Census. The figures shown are preliminary, and are subject to revision in the final Census publications, but the changes are expected to be relatively minor with respect to coverage. The final Census figures will be issued in a series of Business Census bulletins which will show additional detailed kind-of-business information for all places where there are a sufficient number of establishments.

The 1948 Census of Business was taken under the provision of the Act of June 19, 1948, which provides that the Business Census be taken for 1948 and for each fifth year thereafter. Previous Business Censuses were taken for the years 1929, 1933, 1935, and 1939.

Scope of the Census.—The 1948 Census of Business covered all establishments in the following trades, as defined by the Standard Industrial Classification Manual, May 1949 issue, of the Executive Office of the President: all retail trades; all wholesale trades; all service trades in the following four groups—personal services, business services, automobile repairs and services, and miscellaneous repair services; hotels; tourist courts and camps; and amusements, including motion picture theaters. Some important services not covered are radio broadcasting and television, medical and health, legal, educational, nonprofit, accounting, and domestic services.

This coverage is similar to that of the 1939 Business Census. However, "custom trades" and "services incidental to transportation," which are no longer included in the standard classification of the service trades, are not covered by the 1948 Census. In a number of localities, these exclusions as well as

other changes in the standard classification may have a considerable effect in comparing 1948 with 1939 data, particularly with respect to establishment count.

Establishment definition.—For Census purposes, a business establishment is defined to include only enterprises conducted from a recognizable place of business, provided that the annual sales were in excess of \$5,000 for a wholesale trade establishment and \$500 for establishments in other trades. A detailed analysis of coverage will be provided in future Censuses of Business publications.

"Number of establishments" is the number of separate business locations, rather than the number of business companies or organizations, since the Census figures represent information reported separately for each business location or establishment. The establishment count reflects the number of places in business at the end of 1948 excluding administrative and executive offices of multinational organizations, and "chain store" warehouses.

Sales and receipts.—"1948 sales and receipts" represents sales of merchandise and receipts from repairs and other services to customers. The figures reflect deductions for returned goods and allowances, but not for trade-in allowances; they exclude sales and excise taxes collected from customers and paid directly to any taxing agency.

Proprietors.—"Active proprietors..." represents owners and partners of unincorporated businesses who devoted the major portion of their time to the business in November 1948.

Employment.—"Number of paid employees..." represents all employees on the pay roll for the pay period ending nearest November 15, 1948. "Full workweek" employees, whether regular or seasonal, are those who in the November 15 pay period were paid for working at least the number of hours typically worked in a week by employees of the reporting establishment.

1948 CENSUS OF BUSINESS

RETAIL, WHOLESALE, SERVICE TRADES

U. S. DEPARTMENT OF COMMERCE
BUREAU OF THE CENSUS

PRELIMINARY

For Release April 24, 1950

Release Series BC-1P-05-045

OTERO COUNTY, COLO.

Retail, wholesale, and service establishments located in Otero County, Colorado, showed a substantial expansion in dollar volume of trade from 1939 to 1948 according to preliminary figures from the 1948 Census of Business released today by the Bureau of the Census, U. S. Department of Commerce.

Retail sales in the county during 1948 aggregated \$20.7 million, an increase of 196 percent over the \$7.0 million in 1939, when the preceding Census of Business was taken. Wholesale sales in the county reached a total of \$9.0 million in 1948 as compared with \$2.8 million in 1939. The service trades included in the Census of Business recorded receipts totaling \$923,000 in 1948 compared with \$313,000 in 1939.

Employment in the county also rose over the 9-year period between 1939 and 1948 for the above trades. Establishments in these trades reported a combined total of 1,347 paid employees for the workweek ended nearest November 15, 1948. This compared with a total of 1,126 employees reported for the week of November 15, 1939.

These preliminary figures have been derived from a Census report on Otero County, Colorado, which also includes data for the cities of La Junta and Rocky Ford. Final figures, superseding the preliminary data for Otero County, will be included in a Bulletin for the State of Colorado to be issued in several months. Similar data will be made available this year in preliminary and final form for each of the counties and States. A single copy of the preliminary release for Otero County as well as an order blank for other area releases may be obtained by writing to the Bureau of the Census, Washington 25, D. C.

Table 1.—CENSUS OF BUSINESS PRELIMINARY RESULTS FOR 1948, BY TRADE GROUP

OTERO COUNTY, COLO.

Trade group and kind of business	Number of establishments	1948 sales and receipts (Thousand dollars)	Active proprietors of unincorporated businesses Nov. 1948	Paid employees, workweek ended nearest Nov. 15, 1948	
				Total employees ¹	Full workweek employees
RETAIL TRADE, total.....	304	20,651	295	1,065	822
Food group.....	70	4,765	79	159	109
Eating and drinking places.....	43	1,028	46	196	141
General merchandise grp, general stores.....	12	2,468	5	168	120
Apparel group.....	21	917	22	52	32
Furniture-home furnishgs-appliance grp.....	13	1,273	12	42	39
Automotive group.....	23	3,928	19	178	152
Gasoline service stations.....	42	1,300	43	51	43
Lumber-building-hardware group.....	29	3,795	21	134	120
Drug and proprietary stores.....	11	637	11	32	23
All other retail stores.....	40	1,132	37	53	43
WHOLESALE TRADE, total.....	48	9,027	36	137	x
Merchant wholesalers.....	21	3,494	17	60	x
Other types of wholesale.....	27	5,533	19	77	x
SELECTED SERVICE TRADES, ² /total.....	92	923	98	145	124
Personal services.....	52	570	54	112	97
All other service trades.....	40	353	44	33	27
TOURIST COURTS AND CAMPS.....	12	103	11	5	3

x Not available.

¹/ Includes employees paid for less than the full workweek.

²/ See General Description on last page for changes from the 1939 Census of Business in the coverage of Service Trades.

Table 2.—CENSUS OF BUSINESS PRELIMINARY RESULTS FOR 1948 FOR CITIES OF 2,500 INHABITANTS OR MORE

OTERO COUNTY, COLO.

(Data omitted for trade groups where necessary to avoid disclosure)

City and trade group ¹	Number of establishments	1948 sales and receipts (Thousand dollars)	Active proprietors of unincorporated businesses Nov. 1948	Paid employees, workweek ended nearest Nov. 15, 1948	
				Total employees ²	Full workweek employees
La Junta:					
Retail trade.....	128	11,041	113	632	496
Wholesale trade.....	20	3,570	15	46	x
Selected service trades.....	41	442	44	81	68
Rocky Ford:					
Retail trade.....	90	6,501	97	294	223
Selected service trades.....	32	319	32	53	47
Remainder of county:^{3/}					
Retail trade.....	86	3,109	85	139	103
Wholesale trade.....	28	5,457	21	91	x
Selected service trades.....	19	162	22	11	9

x Not available.

1/ See General Description on this page for changes from the 1939 Census of Business in the coverage of Service Trades.

2/ Includes employees paid for less than the full workweek.

3/ Includes figures for establishments, other than wholesale, not located in cities of 2,500 inhabitants or more, and wholesale establishments not located in cities of 5,000 inhabitants or more.

GENERAL DESCRIPTION OF PRELIMINARY RELEASES FOR THE 1948 CENSUS OF BUSINESS

This series of releases, of which one is planned for each county in the United States, presents preliminary results of the 1948 Census of Business. The information is based on reports submitted by business establishments for that Census. The figures shown are preliminary, and are subject to revision in the final Census publications, but the changes are expected to be relatively minor with respect to coverage. The final Census figures will be issued in a series of Business Census bulletins which will show additional detailed kind-of-business information for all places where there are a sufficient number of establishments.

The 1948 Census of Business was taken under the provision of the Act of June 19, 1948, which provides that the Business Census be taken for 1948 and for each fifth year thereafter. Previous Business Censuses were taken for the years 1929, 1933, 1935, and 1939.

Scope of the Census.—The 1948 Census of Business covered all establishments in the following trades, as defined by the Standard Industrial Classification Manual, May 1949 issue, of the Executive Office of the President: all retail trades; all wholesale trades; all service trades in the following four groups—personal services, business services, automobile repairs and services, and miscellaneous repair services; hotels; tourist courts and camps; and amusements, including motion picture theaters. Some important services not covered are radio broadcasting and television, medical and health, legal, educational, nonprofit, accounting, and domestic services.

This coverage is similar to that of the 1939 Business Census. However, "custom trades" and "services incidental to transportation," which are no longer included in the standard classification of the service trades, are not covered by the 1948 Census. In a number of localities, these exclusions as well as other changes in the standard classification may have

a considerable effect in comparing 1948 with 1939 data, particularly with respect to establishment count.

Establishment definition.—For Census purposes, a business establishment is defined to include only enterprises conducted from a recognizable place of business, provided that the annual sales were in excess of \$5,000 for a wholesale trade establishment and \$500 for establishments in other trades. A detailed analysis of coverage will be provided in future Census of Business publications.

"Number of establishments" is the number of separate business locations, rather than the number of business companies or organizations, since the Census figures represent information reported separately for each business location or establishment. The establishment count reflects the number of places in business at the end of 1948 excluding administrative and executive offices of multiunit organizations, and "chain store" warehouses.

Sales and receipts.—"1948 sales and receipts" represents sales of merchandise and receipts from repairs and other services to customers. The figures reflect deductions for returned goods and allowances, but not for trade-in allowances; they exclude sales and excise taxes collected from customers and paid directly to any taxing agency.

Proprietors.—"Active proprietors..." represents owners and partners of unincorporated businesses who devoted the major portion of their time to the business in November 1948.

Employment.—"Number of paid employees..." represents all employees on the pay roll for the pay period ending nearest November 15, 1948. "Full workweek" employees, whether regular or seasonal, are those who in the November 15 pay period were paid for working at least the number of hours typically worked in a week by employees of the reporting establishment.

1948 CENSUS OF BUSINESS

RETAIL, WHOLESALE, SERVICE TRADES

U. S. DEPARTMENT OF COMMERCE
BUREAU OF THE CENSUS

PRELIMINARY

For Release April 10, 1950

Release Series BC-1P-05-046

OURAY COUNTY, COLO.

Retail establishments located in Ouray County, Colorado, showed a substantial expansion in dollar volume of trade from 1939 to 1948 according to preliminary figures from the 1948 Census of Business released today by the Bureau of the Census, U. S. Department of Commerce.

Retail sales in the county during 1948 aggregated \$1.2 million, an increase of 100 percent over the \$0.6 million in 1939, when the preceding Census of Business was taken.

Employment in the county also rose over the 9-year period between 1939 and 1948 for the above trade. Retail establishments reported a total of 56 paid employees for the workweek ended nearest November 15, 1948. This compared with a total of 43 employees reported for the week of November 15, 1939.

These preliminary figures have been derived from a Census report on Ouray County, Colorado. Final figures, superseding the preliminary data for Ouray County, will be included in a Bulletin for the State of Colorado to be issued in several months. Similar data will be made available this year in preliminary and final form for each of the counties and States. A single copy of the preliminary release for Ouray County as well as an order blank for other area releases may be obtained by writing to the Bureau of the Census, Washington 25, D. C.

Table 1.—CENSUS OF BUSINESS PRELIMINARY RESULTS FOR 1948, BY TRADE GROUP
OURAY COUNTY, COLO.

Trade group and kind of business	Number of establishments	1948 sales and receipts (Thousand dollars)	Active proprietors of unincorporated businesses Nov. 1948	Paid employees, workweek ended nearest Nov. 15, 1948	
				Total employees ¹	Full workweek employees
RETAIL TRADE, total.....	35	1,224	41	56	43
Food group.....	7	347	8	11	8
Eating and drinking places.....	8	122	8	17	14
Gasoline service stations.....	5	185	6	11	7
All other retail stores.....	15	570	19	17	14
HOTELS.....	6	59	5	4	4

¹/ Includes employees paid for less than the full workweek.

GENERAL DESCRIPTION OF PRELIMINARY RELEASES FOR THE 1948 CENSUS OF BUSINESS

This series of releases, of which one is planned for each county in the United States, presents preliminary results of the 1948 Census of Business. The information is based on reports submitted by business establishments for that Census. The figures shown are preliminary, and are subject to revision in the final Census publications, but the changes are expected to be relatively minor with respect to coverage. The final Census figures will be issued in a series of Business Census bulletins which will show additional detailed kind-of-business information for all places where there are a sufficient number of establishments.

The 1948 Census of Business was taken under the provision of the Act of June 19, 1948, which provides that the Business Census be taken for 1948 and for each fifth year thereafter. Previous Business Censuses were taken for the years 1929, 1933, 1935, and 1939.

Scope of the Census.—The 1948 Census of Business covered all establishments in the following trades, as defined by the Standard Industrial Classification Manual, May 1949 issue, of the Executive Office of the President: all retail trades; all wholesale trades; all service trades in the following four groups—personal services, business services, automobile repairs and services, and miscellaneous repair services; hotels; tourist courts and camps; and amusements, including motion picture theaters. Some important services not covered are radio broadcasting and television, medical and health, legal, educational, nonprofit, accounting, and domestic services.

This coverage is similar to that of the 1939 Business Census. However, "custom trades" and "services incidental to transportation," which are no longer included in the standard classification of the service trades, are not covered by the 1948 Census. In a number of localities, these exclusions as well as other changes in the standard classification may have a considerable effect in comparing

1948 with 1939 data, particularly with respect to establishment count.

Establishment definition.—For Census purposes, a business establishment is defined to include only enterprises conducted from a recognizable place of business, provided that the annual sales were in excess of \$5,000 for a wholesale trade establishment and \$500 for establishments in other trades. A detailed analysis of coverage will be provided in future Census of Business publications.

"Number of establishments" is the number of separate business locations, rather than the number of business companies or organizations, since the Census figures represent information reported separately for each business location or establishment. The establishment count reflects the number of places in business at the end of 1948 excluding administrative and executive offices of multiunit organizations, and "chain store" warehouses.

Sales and receipts.—"1948 sales and receipts" represents sales of merchandise and receipts from repairs and other services to customers. The figures reflect deductions for returned goods and allowances, but not for trade-in allowances; they exclude sales and excise taxes collected from customers and paid directly to any taxing agency.

Proprietors.—"Active proprietors..." represents owners and partners of unincorporated businesses who devoted the major portion of their time to the business in November 1948.

Employment.—"Number of paid employees..." represents all employees on the pay roll for the pay period ending nearest November 15, 1948. "Full workweek" employees, whether regular or seasonal, are those who in the November 15 pay period were paid for working at least the number of hours typically worked in a week by employees of the reporting establishment.

1948 CENSUS OF BUSINESS

U. S. DEPARTMENT OF COMMERCE
BUREAU OF THE CENSUS

RETAIL, WHOLESALE, SERVICE TRADES

PRELIMINARY

For Release April 10, 1950

Release Series BC-1P-05-047

PARK COUNTY, COLO.

Retail establishments located in Park County, Colorado, showed an expansion in dollar volume of trade from 1939 to 1948 according to preliminary figures from the 1948 Census of Business released today by the Bureau of the Census, U. S. Department of Commerce.

Retail sales in the county during 1948 aggregated \$1.6 million, an increase of 78 percent over the \$0.9 million in 1939, when the preceding Census of Business was taken.

Employment in the county also rose over the 9-year period between 1939 and 1948 for the above trade. Retail establishments reported a total of 58 paid employees for the workweek ended nearest November 15, 1948. This compared with a total of 56 employees reported for the week of November 15, 1939.

These preliminary figures have been derived from a Census report on Park County, Colorado. Final figures, superseding the preliminary data for Park County, will be included in a Bulletin for the State of Colorado to be issued in several months. Similar data will be made available this year in preliminary and final form for each of the counties and States. A single copy of the preliminary release for Park County as well as an order blank for other area releases may be obtained by writing to the Bureau of the Census, Washington 25, D. C.

Table 1.—CENSUS OF BUSINESS PRELIMINARY RESULTS FOR 1948, BY TRADE GROUP

PARK COUNTY, COLO.

Trade group and kind of business	Number of establishments	1948 sales and receipts (Thousand dollars)	Active proprietors of unincorporated businesses Nov. 1948	Paid employees, workweek ended nearest Nov. 15, 1948	
				Total employees ¹	Full workweek employees
RETAIL TRADE, total.....	53	1,552	53	58	48
Food group.....	10	274	12	13	10
Eating and drinking places.....	13	235	13	17	14
Gasoline service stations.....	10	228	9	4	3
All other retail stores.....	20	815	19	24	21
HOTELS.....	7	76	10	8	7
TOURIST COURTS AND CAMPS.....	5	8	6	-	-

¹/ Includes employees paid for less than the full workweek

GENERAL DESCRIPTION OF PRELIMINARY RELEASES FOR THE
1948 CENSUS OF BUSINESS

This series of releases, of which one is planned for each county in the United States, presents preliminary results of the 1948 Census of Business. The information is based on reports submitted by business establishments for that Census. The figures shown are preliminary, and are subject to revision in the final Census publications, but the changes are expected to be relatively minor with respect to coverage. The final Census figures will be issued in a series of Business Census bulletins which will show additional detailed kind-of-business information for all places where there are a sufficient number of establishments.

The 1948 Census of Business was taken under the provision of the Act of June 19, 1948, which provides that the Business Census be taken for 1948 and for each fifth year thereafter. Previous Business Censuses were taken for the years 1929, 1933, 1935, and 1939.

Scope of the Census.—The 1948 Census of Business covered all establishments in the following trades, as defined by the Standard Industrial Classification Manual, May 1949 issue, of the Executive Office of the President: all retail trades; all wholesale trades; all service trades in the following four groups—personal services, business services, automobile repairs and services, and miscellaneous repair services; hotels; tourist courts and camps; and amusements, including motion picture theaters. Some important services not covered are radio broadcasting and television, medical and health, legal, educational, nonprofit, accounting, and domestic services.

This coverage is similar to that of the 1939 Business Census. However, "custom trades" and "services incidental to transportation," which are no longer included in the standard classification of the service trades, are not covered by the 1948 Census. In a number of localities, these exclusions as well as other changes in the standard classification may have a considerable effect in comparing

1948 with 1939 data, particularly with respect to establishment count.

Establishment definition.—For Census purposes, a business establishment is defined to include only enterprises conducted from a recognizable place of business, provided that the annual sales were in excess of \$5,000 for a wholesale trade establishment and \$500 for establishments in other trades. A detailed analysis of coverage will be provided in future Census of Business publications.

"Number of establishments" is the number of separate business locations, rather than the number of business companies or organizations, since the Census figures represent information reported separately for each business location or establishment. The establishment count reflects the number of places in business at the end of 1948 excluding administrative and executive offices of multiunit organizations, and "chain store" warehouses.

Sales and receipts.—"1948 sales and receipts" represents sales of merchandise and receipts from repairs and other services to customers. The figures reflect deductions for returned goods and allowances, but not for trade-in allowances; they exclude sales and excise taxes collected from customers and paid directly to any taxing agency.

Proprietors.—"Active proprietors..." represents owners and partners of unincorporated businesses who devoted the major portion of their time to the business in November 1948.

Employment.—"Number of paid employees..." represents all employees on the pay roll for the pay period ending nearest November 15, 1948. "Full workweek" employees, whether regular or seasonal, are those who in the November 15 pay period were paid for working at least the number of hours typically worked in a week by employees of the reporting establishment.

1948 CENSUS OF BUSINESS

RETAIL, WHOLESALE, SERVICE TRADES

U. S. DEPARTMENT OF COMMERCE
BUREAU OF THE CENSUS

PRELIMINARY

For Release April 3, 1950

Release Series BC-1P-05-048

PHILLIPS COUNTY, COLO.

Retail, wholesale, and service establishments located in Phillips County, Colorado, showed a substantial expansion in dollar volume of trade from 1939 to 1948 according to preliminary figures from the 1948 Census of Business released today by the Bureau of the Census, U. S. Department of Commerce.

Retail sales in the county during 1948 aggregated \$6.2 million, an increase of 343 percent over the \$1.4 million in 1939, when the preceding Census of Business was taken. Wholesale sales in the county reached a total of \$9.0 million in 1948 as compared with \$1.3 million in 1939. The service trades included in the Census of Business recorded receipts totaling \$179,000 in 1948 compared with \$39,000 in 1939.

Employment in the county also rose over the 9-year period between 1939 and 1948 for the above trades. Establishments in these trades reported a combined total of 312 paid employees for the workweek ended nearest November 15, 1948. This compared with a total of 195 employees reported for the week of November 15, 1939.

These preliminary figures have been derived from a Census report on Phillips County, Colorado. Final figures, superseding the preliminary data for Phillips County, will be included in a Bulletin for the State of Colorado to be issued in several months. Similar data will be made available this year in preliminary and final form for each of the counties and States. A single copy of the preliminary release for Phillips County as well as an order blank for other area releases may be obtained by writing to the Bureau of the Census, Washington 25, D. C.

Table 1.—CENSUS OF BUSINESS PRELIMINARY RESULTS FOR 1948, BY TRADE GROUP

PHILLIPS COUNTY, COLO.

Trade group and kind of business	Number of establishments	1948 sales and receipts (Thousand dollars)	Active proprietors of unincorporated businesses Nov. 1948	Paid employees, workweek ended nearest Nov. 15, 1948	
				Total employees ¹	Full workweek employees
RETAIL TRADE, total.....	90	6,198	87	245	195
Food group.....	8	908	7	27	19
Eating and drinking places.....	16	327	20	47	33
Gasoline service stations.....	13	619	11	15	12
All other retail stores.....	53	4,344	49	156	131
WHOLESALE TRADE.....	25	9,047	15	50	x
SELECTED SERVICE TRADES ^{2/}	23	179	23	17	16
AMUSEMENTS.....	5	34	5	12	x

x Not available.

^{1/} Includes employees paid for less than the full workweek.

^{2/} See General Description on last page for changes from the 1939 Census of Business in the coverage of Service Trades.

GENERAL DESCRIPTION OF PRELIMINARY RELEASES FOR THE
1948 CENSUS OF BUSINESS

This series of releases, of which one is planned for each county in the United States, presents preliminary results of the 1948 Census of Business. The information is based on reports submitted by business establishments for that Census. The figures shown are preliminary, and are subject to revision in the final Census publications, but the changes are expected to be relatively minor with respect to coverage. The final Census figures will be issued in a series of Business Census bulletins which will show additional detailed kind-of-business information for all places where there are a sufficient number of establishments.

The 1948 Census of Business was taken under the provision of the Act of June 19, 1948, which provides that the Business Census be taken for 1948 and for each fifth year thereafter. Previous Business Censuses were taken for the years 1929, 1933, 1935, and 1939.

Scope of the Census.--The 1948 Census of Business covered all establishments in the following trades, as defined by the Standard Industrial Classification Manual, May 1949 issue, of the Executive Office of the President: all retail trades; all wholesale trades; all service trades in the following four groups--personal services, business services, automobile repairs and services, and miscellaneous repair services, hotels; tourist courts and camps, and amusements, including motion picture theaters. Some important services not covered are radio broadcasting and television, medical and health, legal, educational, nonprofit, accounting, and domestic services.

This coverage is similar to that of the 1939 Business Census. However, "custom trades" and "services incidental to transportation," which are no longer included in the standard classification of the service trades, are not covered by the 1948 Census. In a number of localities, these exclusions as well as other changes in the standard classification may have a considerable effect in comparing

1948 with 1939 data, particularly with respect to establishment count.

Establishment definition.--For Census purposes, a business establishment is defined to include only enterprises conducted from a recognizable place of business, provided that the annual sales were in excess of \$5,000 for a wholesale trade establishment and \$500 for establishments in other trades. A detailed analysis of coverage will be provided in future Census of Business publications.

"Number of establishments" is the number of separate business locations, rather than the number of business companies or organizations, since the Census figures represent information reported separately for each business location or establishment. The establishment count reflects the number of places in business at the end of 1948 excluding administrative and executive offices of multiunit organizations, and "chain store" warehouses.

Sales and receipts.--"1948 sales and receipts" represents sales of merchandise and receipts from repairs and other services to customers. The figures reflect deductions for returned goods and allowances, but not for trade-in allowances; they exclude sales and excise taxes collected from customers and paid directly to any taxing agency.

Proprietors.--"Active proprietors..." represents owners and partners of unincorporated businesses who devoted the major portion of their time to the business in November 1948.

Employment.--"Number of paid employees..." represents all employees on the pay roll for the pay period ending nearest November 15, 1948. "Full workweek" employees, whether regular or seasonal, are those who in the November 15 pay period were paid for working at least the number of hours typically worked in a week by employees of the reporting establishment.

1948 CENSUS OF BUSINESS

RETAIL, WHOLESALE, SERVICE TRADES

U. S. DEPARTMENT OF COMMERCE
BUREAU OF THE CENSUS

PRELIMINARY

For Release May 15, 1950

Release Series BC-1P-05-049

PITKIN COUNTY, COLO.

Retail and service establishments located in Pitkin County, Colorado, showed a substantial expansion in dollar volume of trade from 1939 to 1948 according to preliminary figures from the 1948 Census of Business released today by the Bureau of the Census, U. S. Department of Commerce.

Retail sales in the county during 1948 aggregated \$971,000, an increase of 295 percent over the \$246,000 in 1939, when the preceding Census of Business was taken. The service trades included in the Census of Business recorded receipts totaling \$18,000 in 1948 compared with \$7,000 in 1939.

Employment in the county also rose over the 9-year period between 1939 and 1948 for the above trades. Establishments in these trades reported a combined total of 44 paid employees for the workweek ended nearest November 15, 1948. This compared with a total of 25 employees reported for the week of November 15, 1939.

These preliminary figures have been derived from a Census report on Pitkin County, Colorado. Final figures, superseding the preliminary data for Pitkin County, will be included in a Bulletin for the State of Colorado to be issued in several months. Similar data will be made available this year in preliminary and final form for each of the counties and States. A single copy of the preliminary release for Pitkin County as well as an order blank for other area releases may be obtained by writing to the Bureau of the Census, Washington 25, D. C.

Table 1.—CENSUS OF BUSINESS PRELIMINARY RESULTS FOR 1948, BY TRADE GROUP
PITKIN COUNTY, COLO.

Trade group and kind of business	Number of establishments	1948 sales and receipts (Thousand dollars)	Active proprietors of unincorporated businesses Nov. 1948	Paid employees, workweek ended nearest Nov. 15, 1948	
				Total employees ¹	Full workweek employees
RETAIL TRADE, total.....	26	971	30	43	35
Food group.....	5	250	8	7	4
Eating and drinking places.....	6	164	7	10	10
All other retail stores.....	15	557	15	26	21
SELECTED SERVICE TRADES ^{2/}	6	18	6	1	1

^{1/} Includes employees paid for less than the full workweek.

^{2/} See General Description on last page for changes from the 1939 Census of Business in the coverage of Service Trades.

GENERAL DESCRIPTION OF PRELIMINARY RELEASES FOR THE 1948 CENSUS OF BUSINESS

This series of releases, of which one is planned for each county in the United States, presents preliminary results of the 1948 Census of Business. The information is based on reports submitted by business establishments for that Census. The figures shown are preliminary, and are subject to revision in the final Census publications, but the changes are expected to be relatively minor with respect to coverage. The final Census figures will be issued in a series of Business Census bulletins which will show additional detailed kind-of-business information for all places where there are a sufficient number of establishments.

The 1948 Census of Business was taken under the provision of the Act of June 19, 1948, which provides that the Business Census be taken for 1948 and for each fifth year thereafter. Previous Business Censuses were taken for the years 1929, 1933, 1935, and 1939.

Scope of the Census.--The 1948 Census of Business covered all establishments in the following trades, as defined by the Standard Industrial Classification Manual, May 1949 issue, of the Executive Office of the President: all retail trades; all wholesale trades; all service trades in the following four groups--personal services, business services, automobile repairs and services, and miscellaneous repair services; hotels; tourist courts and camps; and amusements, including motion picture theaters. Some important services not covered are radio broadcasting and television, medical and health, legal, educational, nonprofit, accounting, and domestic services.

This coverage is similar to that of the 1939 Business Census. However, "custom trades" and "services incidental to transportation," which are no longer included in the standard classification of the service trades, are not covered by the 1948 Census. In a number of localities, these exclusions as well as other changes in the standard classification may have a considerable effect in comparing

1948 with 1939 data, particularly with respect to establishment count.

Establishment definition.--For Census purposes, a business establishment is defined to include only enterprises conducted from a recognizable place of business, provided that the annual sales were in excess of \$5,000 for a wholesale trade establishment and \$500 for establishments in other trades. A detailed analysis of coverage will be provided in future Census of Business publications.

"Number of establishments" is the number of separate business locations, rather than the number of business companies or organizations, since the Census figures represent information reported separately for each business location or establishment. The establishment count reflects the number of places in business at the end of 1948 excluding administrative and executive offices of multiunit organizations, and "chain store" warehouses.

Sales and receipts.--"1948 sales and receipts" represents sales of merchandise and receipts from repairs and other services to customers. The figures reflect deductions for returned goods and allowances, but not for trade-in allowances; they exclude sales and excise taxes collected from customers and paid directly to any taxing agency.

Proprietors.--"Active proprietors..." represents owners and partners of unincorporated businesses who devoted the major portion of their time to the business in November 1948.

Employment.--"Number of paid employees..." represents all employees on the pay roll for the pay period ending nearest November 15, 1948. "Full workweek" employees, whether regular or seasonal, are those who in the November 15 pay period were paid for working at least the number of hours typically worked in a week by employees of the reporting establishment.

1948 CENSUS OF BUSINESS

U. S. DEPARTMENT OF COMMERCE
BUREAU OF THE CENSUS

RETAIL, WHOLESALE, SERVICE TRADES

PRELIMINARY

For Release April 19, 1950

Release Series BC-1P-05-050

PROWERS COUNTY, COLO.

Retail, wholesale, and service establishments located in Prowers County, Colorado, showed a substantial expansion in dollar volume of trade from 1939 to 1948 according to preliminary figures from the 1948 Census of Business released today by the Bureau of the Census, U. S. Department of Commerce.

Retail sales in the county during 1948 aggregated \$17.4 million, an increase of 397 percent over the \$3.5 million in 1939, when the preceding Census of Business was taken. Wholesale sales in the county reached a total of \$13.7 million in 1948 as compared with \$1.3 million in 1939. The service trades included in the Census of Business recorded receipts totaling \$541,000 in 1948 compared with \$162,000 in 1939.

Employment in the county also rose over the 9-year period between 1939 and 1948 for the retail and service trades. Establishments in these trades reported a combined total of 824 paid employees for the workweek ended nearest November 15, 1948. This compared with a total of 444 employees reported for the week of November 15, 1939. Wholesale trade establishments reported a total of 191 employees for the week of November 15, 1948, a decrease from the 313 reported for the same week in 1939.

These preliminary figures have been derived from a Census report on Prowers County, Colorado, which also includes data for the city of Lamar. Final figures, superseding the preliminary data for Prowers County, will be included in a Bulletin for the State of Colorado to be issued in several months. Similar data will be made available this year in preliminary and final form for each of the counties and States. A single copy of the preliminary release for Prowers County as well as an order blank for other area releases may be obtained by writing to the Bureau of the Census, Washington 25, D. C.

Table 1.—CENSUS OF BUSINESS PRELIMINARY RESULTS FOR 1948, BY TRADE GROUP

PROWERS COUNTY, COLO.

Trade group and kind of business	Number of establishments	1948 sales and receipts (Thousand dollars)	Active proprietors of unincorporated businesses Nov. 1948	Paid employees, workweek ended nearest Nov. 15, 1948	
				Total employees ¹	Full workweek employees
RETAIL TRADE, total.....	190	17,436	196	735	617
Food group.....	26	2,491	27	53	37
Eating and drinking places.....	26	980	29	128	122
General merchandise grp, general stores.....	10	1,262	11	74	51
Apparel group.....	11	785	11	44	33
Furniture-home furnishings-appliance grp.....	8	784	5	41	40
Automotive group.....	18	3,191	19	104	103
Gasoline service stations.....	24	859	23	26	25
Lumber-building-hardware group.....	30	5,139	32	168	144
Drug and proprietary stores.....	8	881	8	56	41
All other retail stores.....	29	1,064	31	41	21
WHOLESALE TRADE, total.....	36	13,674	19	191	x
Merchant wholesalers.....	10	1,909	6	58	x
Other types of wholesalers.....	26	11,765	13	133	x
SELECTED SERVICE TRADES, ² /total.....	49	541	55	89	81
Personal services.....	28	342	33	78	70
All other service trades.....	21	199	22	11	11
TOURIST COURTS AND CAMPS.....	12	94	14	15	11
AMUSEMENTS.....	7	234	4	42	x

x Not available.

¹/ Includes employees paid for less than the full workweek.

²/ See General Description on last page for changes from the 1939 Census of Business in the coverage of Service Trades.

Table 2.—CENSUS OF BUSINESS PRELIMINARY RESULTS FOR 1948 FOR CITIES OF 2,500 INHABITANTS OR MORE
 PROWERS COUNTY, COLO.

(Data omitted for trade groups where necessary to avoid disclosure)

City and trade group ¹	Number of establishments	1948 sales and receipts (Thousand dollars)	Active proprietors of unincorporated businesses Nov. 1948	Paid employees, workweek ended nearest Nov. 15, 1948	
				Total employees ²	Full workweek employees
Lamar:					
Retail trade.....	107	11,587	110	538	451
Selected service trades...	33	448	36	82	74
Tourist courts and camps..	6	63	8	6	2
Remainder of county:					
Retail trade.....	83	5,849	86	197	166
Selected service trades...	16	93	19	7	7
Tourist courts and camps..	6	31	6	9	9

1/ See General Description on this page for changes from the 1939 Census of Business in the coverage of Service Trades.

2/ Includes employees paid for less than the full workweek.

GENERAL DESCRIPTION OF PRELIMINARY RELEASES FOR THE 1948 CENSUS OF BUSINESS

This series of releases, of which one is planned for each county in the United States, presents preliminary results of the 1948 Census of Business. The information is based on reports submitted by business establishments for that Census. The figures shown are preliminary, and are subject to revision in the final Census publications, but the changes are expected to be relatively minor with respect to coverage. The final Census figures will be issued in a series of Business Census bulletins which will show additional detailed kind-of-business information for all places where there are a sufficient number of establishments.

The 1948 Census of Business was taken under the provision of the Act of June 19, 1948, which provides that the Business Census be taken for 1948 and for each fifth year thereafter. Previous Business Censuses were taken for the years 1929, 1933, 1935, and 1939.

Scope of the Census.—The 1948 Census of Business covered all establishments in the following trades, as defined by the Standard Industrial Classification Manual, May 1949 issue, of the Executive Office of the President: all retail trades; all wholesale trades; all service trades in the following four groups—personal services, business services, automobile repairs and services, and miscellaneous repair services; hotels; tourist courts and camps; and amusements, including motion picture theaters. Some important services not covered are radio broadcasting and television, medical and health, legal, educational, nonprofit, accounting, and domestic services.

This coverage is similar to that of the 1939 Business Census. However, "custom trades" and "services incidental to transportation," which are no longer included in the standard classification of the service trades, are not covered by the 1948 Census. In a number of localities, these exclusions as well as other changes in the standard classification may have

a considerable effect in comparing 1948 with 1939 data, particularly with respect to establishment count.

Establishment definition.—For Census purposes, a business establishment is defined to include only enterprises conducted from a recognizable place of business, provided that the annual sales were in excess of \$5,000 for a wholesale trade establishment and \$500 for establishments in other trades. A detailed analysis of coverage will be provided in future Census of Business publications.

"Number of establishments" is the number of separate business locations, rather than the number of business companies or organizations, since the Census figures represent information reported separately for each business location or establishment. The establishment count reflects the number of places in business at the end of 1948 excluding administrative and executive offices of multiunit organizations, and "chain store" warehouses.

Sales and receipts.—"1948 sales and receipts" represents sales of merchandise and receipts from repairs and other services to customers. The figures reflect deductions for returned goods and allowances, but not for trade-in allowances; they exclude sales and excise taxes collected from customers and paid directly to any taxing agency.

Proprietors.—"Active proprietors..." represents owners and partners of unincorporated businesses who devoted the major portion of their time to the business in November 1948.

Employment.—"Number of paid employees..." represents all employees on the pay roll for the pay period ending nearest November 15, 1948. "Full workweek" employees, whether regular or seasonal, are those who in the November 15 pay period were paid for working at least the number of hours typically worked in a week by employees of the reporting establishment.

1948 CENSUS OF BUSINESS

RETAIL, WHOLESALE, SERVICE TRADES

U. S. DEPARTMENT OF COMMERCE
BUREAU OF THE CENSUS

PRELIMINARY

For Release May 15, 1950

Release Series BC-1P-05-051

PUEBLO COUNTY, COLO.

Retail, wholesale, and service establishments located in Pueblo County, Colorado, showed a substantial expansion in dollar volume of trade from 1939 to 1948 according to preliminary figures from the 1948 Census of Business released today by the Bureau of the Census, U. S. Department of Commerce.

Retail sales in the county during 1948 aggregated \$75.5 million, an increase of 212 percent over the \$24.2 million in 1939, when the preceding Census of Business was taken. Wholesale sales in the county reached a total of \$46.2 million in 1948 as compared with \$17.2 million in 1939. The service trades included in the Census of Business recorded receipts totaling \$4.1 million in 1948 compared with \$1.6 million in 1939.

Employment in the county also rose over the 9-year period between 1939 and 1948 for the above trades. Establishments in these trades reported a combined total of 7,267 paid employees for the workweek ended nearest November 15, 1948. This compared with a total of 4,156 employees reported for the week of November 15, 1939.

These preliminary figures have been derived from a Census report on Pueblo County, Colorado, which also includes data for the city of Pueblo. Final figures, superseding the preliminary data for Pueblo County, will be included in a Bulletin for the State of Colorado to be issued in several months. Similar data will be made available this year in preliminary and final form for each of the counties and States. A single copy of the preliminary release for Pueblo County as well as an order blank for other area releases may be obtained by writing to the Bureau of the Census, Washington 25, D. C.

Table 1.—CENSUS OF BUSINESS PRELIMINARY RESULTS FOR 1948, BY TRADE GROUP

PUEBLO COUNTY, COLO.

Trade group and kind of business	Number of establishments	1948 sales and receipts (Thousand dollars)	Active proprietors of unincorporated businesses Nov. 1948	Paid employees, workweek ended nearest Nov. 15, 1948	
				Total employees ¹	Full workweek employees
RETAIL TRADE, total.....	924	75,504	970	4,483	3,567
Food group.....	225	16,983	257	476	351
Eating and drinking places.....	202	6,032	249	932	690
General merchandise grp, general stores	25	12,905	15	1,085	838
Apparel group.....	48	3,368	41	203	153
Furniture-home furnishgs-appliance grp	42	4,864	39	316	275
Automotive group.....	53	14,188	55	424	413
Gasoline service stations.....	97	3,778	97	175	118
Lumber-building-hardware group.....	28	4,601	19	292	262
Drug and proprietary stores.....	23	1,882	16	177	122
All other retail stores.....	181	6,903	182	403	345
WHOLESALE TRADE, total.....	132	46,210	88	1,057	x
Merchant wholesalers, total.....	95	30,846	70	768	x
Groceries, foods.....	31	10,872	32	199	x
Hardware, elec'l, plum'g and heat'g.	9	3,362	1	101	x
Mach'y, equip't, industrial supplies	20	1,537	14	89	x
Automotive parts, accessories.....	7	1,393	2	72	x
All other merchant wholesalers.....	28	13,682	21	307	x
Manufact'rs' sales branches, offices..	11	4,373	-	141	x
Petroleum bulk plants, terminals.....	18	4,194	12	68	x
Other types of wholesale.....	8	6,797	6	80	x
SELECTED SERVICE TRADES, ^{2/} total.....	264	4,050	285	727	607
Personal services.....	159	2,111	170	487	406
Business services.....	21	390	18	70	62
Automotive repairs and services.....	53	1,025	61	113	96
Other repair services.....	31	524	36	57	43
HOTELS.....		Data withheld to avoid disclosure.			
TOURIST COURTS AND CAMPS.....	22	161	23	15	14
AMUSEMENTS.....	30	1,090	23	129	x

x Not available.

^{1/} Includes employees paid for less than the full workweek.^{2/} See General Description on last page for changes from the 1939 Census of Business in the coverage of Service Trades.

Table 2.—CENSUS OF BUSINESS PRELIMINARY RESULTS FOR 1948 FOR CITIES OF 2,500 INHABITANTS OR MORE

PUEBLO COUNTY, COLO.

(Data omitted for trade groups where necessary to avoid disclosure)

City and trade group ¹	Number of establishments	1948 sales and receipts (Thousand dollars)	Active proprietors of unincorporated businesses Nov. 1948	Paid employees, workweek ended nearest Nov. 15, 1948	
				Total employees ²	Full workweek employees
Pueblo:					
Retail trade.....	769	65,882	794	4,116	3,265
Wholesale trade.....	116	40,538	77	943	x
Selected service trades....	244	3,845	262	704	589
Hotels.....	33	764	29	141	117
Tourist courts and camps....	8	53	8	7	6
Remainder of county:					
Retail trade.....	155	9,622	176	367	302
Wholesale trade.....	16	5,672	11	114	x
Selected service trades....	20	205	23	23	18
Tourist courts and camps...	14	108	15	8	8

x Not available.

1/ See General Description on this page for changes from the 1939 Census of Business in the coverage of Service Trades.

2/ Includes employees paid for less than the full workweek.

GENERAL DESCRIPTION OF PRELIMINARY RELEASES FOR THE 1948 CENSUS OF BUSINESS

This series of releases, of which one is planned for each county in the United States, presents preliminary results of the 1948 Census of Business. The information is based on reports submitted by business establishments for that Census. The figures shown are preliminary, and are subject to revision in the final Census publications, but the changes are expected to be relatively minor with respect to coverage. The final Census figures will be issued in a series of Business Census bulletins which will show additional detailed kind-of-business information for all places where there are a sufficient number of establishments.

The 1948 Census of Business was taken under the provision of the Act of June 19, 1948, which provides that the Business Census be taken for 1948 and for each fifth year thereafter. Previous Business Censuses were taken for the years 1929, 1933, 1935, and 1939.

Scope of the Census.—The 1948 Census of Business covered all establishments in the following trades, as defined by the Standard Industrial Classification Manual, May 1949 issue, of the Executive Office of the President: all retail trades; all wholesale trades; all service trades in the following four groups—personal services, business services, automobile repairs and services, and miscellaneous repair services; hotels; tourist courts and camps; and amusements, including motion picture theaters. Some important services not covered are radio broadcasting and television, medical and health, legal, educational, nonprofit, accounting, and domestic services.

This coverage is similar to that of the 1939 Business Census. However, "custom trades" and "services incidental to transportation," which are no longer included in the standard classification of the service trades, are not covered by the 1948 Census. In a number of localities, these exclusions as well as

other changes in the standard classification may have a considerable effect in comparing 1948 with 1939 data, particularly with respect to establishment count.


Establishment definition.—For Census purposes, a business establishment is defined to include only enterprises conducted from a recognizable place of business, provided that the annual sales were in excess of \$5,000 for a wholesale trade establishment and \$500 for establishments in other trades. A detailed analysis of coverage will be provided in future Censuses of Business publications.

"Number of establishments" is the number of separate business locations, rather than the number of business companies or organizations, since the Census figures represent information reported separately for each business location or establishment. The establishment count reflects the number of places in business at the end of 1948 excluding administrative and executive offices of multiunit organizations, and "chain store" warehouses.

Sales and receipts.—"1948 sales and receipts" represents sales of merchandise and receipts from repairs and other services to customers. The figures reflect deductions for returned goods and allowances, but not for trade-in allowances; they exclude sales and excise taxes collected from customers and paid directly to any taxing agency.

Proprietors.—"Active proprietors..." represents owners and partners of unincorporated businesses who devoted the major portion of their time to the business in November 1948.

Employment.—"Number of paid employees..." represents all employees on the pay roll for the pay period ending nearest November 15, 1948. "Full workweek" employees, whether regular or seasonal, are those who in the November 15 pay period were paid for working at least the number of hours typically worked in a week by employees of the reporting establishment.



1948 CENSUS OF BUSINESS

RETAIL, WHOLESALE, SERVICE TRADES

U. S. DEPARTMENT OF COMMERCE
BUREAU OF THE CENSUS

PRELIMINARY

For Release April 12, 1950

Release Series BC-1P-05-052

RIO BLANCO COUNTY, COLO.

Retail establishments located in Rio Blanco County, Colorado, showed a substantial expansion in dollar volume of trade from 1939 to 1948 according to preliminary figures from the 1948 Census of Business released today by the Bureau of the Census, U. S. Department of Commerce.

Retail sales in the county during 1948 aggregated \$4.6 million, an increase of 411 percent over the \$0.9 million in 1939, when the preceding Census of Business was taken.

Employment in the county also rose over the 9-year period between 1939 and 1948 for the above trade. Retail establishments reported a total of 196 paid employees for the workweek ended nearest November 15, 1948. This compared with a total of 73 employees reported for the week of November 15, 1939.

These preliminary figures have been derived from a Census report on Rio Blanco County, Colorado. Final figures, superseding the preliminary data for Rio Blanco County, will be included in a Bulletin for the State of Colorado to be issued in several months. Similar data will be made available this year in preliminary and final form for each of the counties and States. A single copy of the preliminary release for Rio Blanco County as well as an order blank for other area releases may be obtained by writing to the Bureau of the Census, Washington 25, D. C.

Table 1.—CENSUS OF BUSINESS PRELIMINARY RESULTS FOR 1948, BY TRADE GROUP

RIO BLANCO COUNTY, COLO.

Trade group and kind of business	Number of establishments	1948 sales and receipts (Thousand dollars)	Active proprietors of unincorporated businesses Nov. 1948	Paid employees, workweek ended nearest Nov. 15, 1948	
				Total employees ¹	Full workweek employees
RETAIL TRADE, total.....	74	4,602	73	196	182
Food group.....	16	1,310	21	34	33
Eating and drinking places....	14	427	13	42	37
Gasoline service stations.....	8	386	6	12	11
All other retail stores.....	36	2,479	33	108	101
HOTELS.....	8	69	12	9	9
TOURIST COURTS AND CAMPS.....	13	95	17	2	1

1/ Includes employees paid for less than the full workweek.

GENERAL DESCRIPTION OF PRELIMINARY RELEASES FOR THE 1948 CENSUS OF BUSINESS

This series of releases, of which one is planned for each county in the United States, presents preliminary results of the 1948 Census of Business. The information is based on reports submitted by business establishments for that Census. The figures shown are preliminary, and are subject to revision in the final Census publications, but the changes are expected to be relatively minor with respect to coverage. The final Census figures will be issued in a series of Business Census bulletins which will show additional detailed kind-of-business information for all places where there are a sufficient number of establishments.

The 1948 Census of Business was taken under the provision of the Act of June 19, 1948, which provides that the Business Census be taken for 1948 and for each fifth year thereafter. Previous Business Censuses were taken for the years 1929, 1933, 1935, and 1939.

Scope of the Census.—The 1948 Census of Business covered all establishments in the following trades, as defined by the Standard Industrial Classification Manual, May 1949 issue, of the Executive Office of the President: all retail trades; all wholesale trades; all service trades in the following four groups—personal services, business services, automobile repairs and services, and miscellaneous repair services; hotels; tourist courts and camps; and amusements, including motion picture theaters. Some important services not covered are radio broadcasting and television, medical and health, legal, educational, nonprofit, accounting, and domestic services.

This coverage is similar to that of the 1939 Business Census. However, "custom trades" and "services incidental to transportation," which are no longer included in the standard classification of the service trades, are not covered by the 1948 Census. In a number of localities, these exclusions as well as other changes in the standard classification may have a considerable effect in comparing

1948 with 1939 data, particularly with respect to establishment count.

Establishment definition.—For Census purposes, a business establishment is defined to include only enterprises conducted from a recognizable place of business, provided that the annual sales were in excess of \$5,000 for a wholesale trade establishment and \$500 for establishments in other trades. A detailed analysis of coverage will be provided in future Census of Business publications.

"Number of establishments" is the number of separate business locations, rather than the number of business companies or organizations, since the Census figures represent information reported separately for each business location or establishment. The establishment count reflects the number of places in business at the end of 1948 excluding administrative and executive offices of multiunit organizations, and "chain store" warehouses.

Sales and receipts.—"1948 sales and receipts" represents sales of merchandise and receipts from repairs and other services to customers. The figures reflect deductions for returned goods and allowances, but not for trade-in allowances; they exclude sales and excise taxes collected from customers and paid directly to any taxing agency.

Proprietors.—"Active proprietors..." represents owners and partners of unincorporated businesses who devoted the major portion of their time to the business in November 1948.

Employment.—"Number of paid employees..." represents all employees on the pay roll for the pay period ending nearest November 15, 1948. "Full workweek" employees, whether regular or seasonal, are those who in the November 15 pay period were paid for working at least the number of hours typically worked in a week by employees of the reporting establishment.

1948 CENSUS OF BUSINESS

RETAIL, WHOLESALE, SERVICE TRADES

U. S. DEPARTMENT OF COMMERCE
BUREAU OF THE CENSUS

PRELIMINARY

For Release April 10, 1950

Release Series BC-1P-05-053

RIO GRANDE COUNTY, COLO.

Retail, wholesale, and service establishments located in Rio Grande County, Colorado, showed a substantial expansion in dollar volume of trade from 1939 to 1948 according to preliminary figures from the 1948 Census of Business released today by the Bureau of the Census, U. S. Department of Commerce.

Retail sales in the county during 1948 aggregated \$10.3 million, an increase of 158 percent over the \$4.0 million in 1939, when the preceding Census of Business was taken. Wholesale sales in the county reached a total of \$12.8 million in 1948 as compared with \$2.1 million in 1939. The service trades included in the Census of Business recorded receipts totaling \$502,000 in 1948 compared with \$149,000 in 1939.

Employment in the county also rose over the 9-year period between 1939 and 1948 for the above trades. Establishments in these trades reported a combined total of 816 paid employees for the workweek ended nearest November 15, 1948. This compared with a total of 517 employees reported for the week of November 15, 1939.

These preliminary figures have been derived from a Census report on Rio Grande County, Colorado, which also includes data for the city of Monte Vista. Final figures, superseding the preliminary data for Rio Grande County, will be included in a Bulletin for the State of Colorado to be issued in several months. Similar data will be made available this year in preliminary and final form for each of the counties and States. A single copy of the preliminary release for Rio Grande County as well as an order blank for other area releases may be obtained by writing to the Bureau of the Census, Washington 25, D. C.

Table 1.—CENSUS OF BUSINESS PRELIMINARY RESULTS FOR 1948, BY TRADE GROUP
RIO GRANDE COUNTY, COLO.

Trade group and kind of business	Number of establishments	1948 sales and receipts (Thousand dollars)	Active proprietors of unincorporated businesses Nov. 1948	Paid employees, workweek ended nearest Nov. 15, 1948	
				Total employees ¹	Full workweek employees
RETAIL TRADE, total.....	136	10,342	132	496	377
Food group.....	29	2,146	30	73	45
Eating and drinking places....	14	374	13	74	52
Gasoline service stations.....	17	749	17	19	16
All other retail stores.....	76	7,073	72	330	264
WHOLESALE TRADE.....	25	12,811	13	273	x
SELECTED SERVICE TRADES, ² /total.	41	502	39	47	40
Personal services.....	26	198	24	21	19
All other service trades.....	15	304	15	26	21
TOURIST COURTS AND CAMPS.....	13	88	15	6	6

x Not available.

¹/ Includes employees paid for less than the full workweek.

²/ See General Description on last page for changes from the 1939 Census of Business in the coverage of Service Trades.

Table 2.—CENSUS OF BUSINESS PRELIMINARY RESULTS FOR 1948 FOR CITIES OF 2,500 INHABITANTS OR MORE

RIO GRANDE COUNTY, COLO.

(Data omitted for trade groups where necessary to avoid disclosure)

City and trade group ¹	Number of establishments	1948 sales and receipts (Thousand dollars)	Active proprietors of unincorporated businesses Nov. 1948	Paid employees, workweek ended nearest Nov. 15, 1948	
				Total employees ²	Full workweek employees
Monte Vista:					
Retail trade.....	72	7,028	71	328	253
Selected service trades..	24	343	24	38	34
Remainder of county:					
Retail trade.....	64	3,314	61	168	124
Selected service trades..	17	159	15	9	6

1/ See General Description on this page for changes from the 1939 Census of Business in the coverage of Service Trades.

2/ Includes employees paid for less than the full workweek.

GENERAL DESCRIPTION OF PRELIMINARY RELEASES FOR THE 1948 CENSUS OF BUSINESS

This series of releases, of which one is planned for each county in the United States, presents preliminary results of the 1948 Census of Business. The information is based on reports submitted by business establishments for that Census. The figures shown are preliminary, and are subject to revision in the final Census publications, but the changes are expected to be relatively minor with respect to coverage. The final Census figures will be issued in a series of Business Census bulletins which will show additional detailed kind-of-business information for all places where there are a sufficient number of establishments.

The 1948 Census of Business was taken under the provision of the Act of June 19, 1948, which provides that the Business Census be taken for 1948 and for each fifth year thereafter. Previous Business Censuses were taken for the years 1929, 1933, 1935, and 1939.

Scope of the Census.—The 1948 Census of Business covered all establishments in the following trades, as defined by the Standard Industrial Classification Manual, May 1949 issue, of the Executive Office of the President: all retail trades; all wholesale trades; all service trades in the following four groups—personal services, business services, automobile repairs and services, and miscellaneous repair services; hotels; tourist courts and camps; and amusements, including motion picture theaters. Some important services not covered are radio broadcasting and television, medical and health, legal, educational, nonprofit, accounting, and domestic services.

This coverage is similar to that of the 1939 Business Census. However, "custom trades" and "services incidental to transportation," which are no longer included in the standard classification of the service trades, are not covered by the 1948 Census. In a number of localities, these exclusions as well as

other changes in the standard classification may have a considerable effect in comparing 1948 with 1939 data, particularly with respect to establishment count.

Establishment definition.—For Census purposes, a business establishment is defined to include only enterprises conducted from a recognizable place of business, provided that the annual sales were in excess of \$5,000 for a wholesale trade establishment and \$500 for establishments in other trades. A detailed analysis of coverage will be provided in future Census of Business publications.

"Number of establishments" is the number of separate business locations, rather than the number of business companies or organizations, since the Census figures represent information reported separately for each business location or establishment. The establishment count reflects the number of places in business at the end of 1948 excluding administrative and executive offices of multinational organizations, and "chain store" warehouses.

Sales and receipts.—"1948 sales and receipts" represents sales of merchandise and receipts from repairs and other services to customers. The figures reflect deductions for returned goods and allowances, but not for trade-in allowances; they exclude sales and excise taxes collected from customers and paid directly to any taxing agency.

Proprietors.—"Active proprietors..." represents owners and partners of unincorporated businesses who devoted the major portion of their time to the business in November 1948.

Employment.—"Number of paid employees..." represents all employees on the pay roll for the pay period ending nearest November 15, 1948. "Full workweek" employees, whether regular or seasonal, are those who in the November 15 pay period were paid for working at least the number of hours typically worked in a week by employees of the reporting establishment.

1948 CENSUS OF BUSINESS

RETAIL, WHOLESALE, SERVICE TRADES

U. S. DEPARTMENT OF COMMERCE
BUREAU OF THE CENSUS

PRELIMINARY

For Release April 19, 1950

Release Series BC-1P-05-054

ROUTT COUNTY, COLO.

Retail, wholesale, and service establishments located in Routt County, Colorado, showed a substantial expansion in dollar volume of trade from 1939 to 1948 according to preliminary figures from the 1948 Census of Business released today by the Bureau of the Census, U. S. Department of Commerce.

Retail sales in the county during 1948 aggregated \$7.0 million, an increase of 126 percent over the \$3.1 million in 1939, when the preceding Census of Business was taken. Wholesale sales in the county reached a total of \$1.2 million in 1948 as compared with \$0.3 million in 1939. The service trades included in the Census of Business recorded receipts totaling \$223,000 in 1948 compared with \$100,000 in 1939.

Employment in the county also rose over the 9-year period between 1939 and 1948 for the above trades. Establishments in these trades reported a combined total of 367 paid employees for the workweek ended nearest November 15, 1948. This compared with a total of 303 employees reported for the week of November 15, 1939.

These preliminary figures have been derived from a Census report on Routt County, Colorado. Final figures, superseding the preliminary data for Routt County, will be included in a Bulletin for the State of Colorado to be issued in several months. Similar data will be made available this year in preliminary and final form for each of the counties and States. A single copy of the preliminary release for Routt County as well as an order blank for other area releases may be obtained by writing to the Bureau of the Census, Washington 25, D. C.

Table 1.—CENSUS OF BUSINESS PRELIMINARY RESULTS FOR 1948, BY TRADE GROUP
ROUTT COUNTY, COLO.

Trade group and kind of business	Number of establishments	1948 sales and receipts (Thousand dollars)	Active proprietors of unincorporated businesses Nov. 1948	Paid employees, workweek ended nearest Nov. 15, 1948	
				Total employees ¹	Full workweek employees
RETAIL TRADE, total.....	122	7,041	125	314	267
Food group.....	18	1,511	22	33	24
Eating and drinking places.....	20	461	24	55	53
Gasoline service stations.....	20	889	20	37	34
All other retail stores.....	64	4,180	59	189	156
WHOLESALE TRADE.....	10	1,172	10	13	x
SELECTED SERVICE TRADES, ^{2/} total.....	19	223	21	40	35
Personal services.....	12	172	13	39	34
All other service trades.....	7	51	8	1	1
TOURIST COURTS AND CAMPS.....	16	98	17	4	3

x Not available.

^{1/} Includes employees paid for less than the full workweek.

^{2/} See General Description on last page for changes from the 1939 Census of Business in the coverage of Service Trades.

GENERAL DESCRIPTION OF PRELIMINARY RELEASES FOR THE 1948 CENSUS OF BUSINESS

This series of releases, of which one is planned for each county in the United States, presents preliminary results of the 1948 Census of Business. The information is based on reports submitted by business establishments for that Census. The figures shown are preliminary, and are subject to revision in the final Census publications, but the changes are expected to be relatively minor with respect to coverage. The final Census figures will be issued in a series of Business Census bulletins which will show additional detailed kind-of-business information for all places where there are a sufficient number of establishments.

The 1948 Census of Business was taken under the provision of the Act of June 19, 1948, which provides that the Business Census be taken for 1948 and for each fifth year thereafter. Previous Business Censuses were taken for the years 1929, 1933, 1935, and 1939.

Scope of the Census.—The 1948 Census of Business covered all establishments in the following trades, as defined by the Standard Industrial Classification Manual, May 1949 issue, of the Executive Office of the President: all retail trades; all wholesale trades; all service trades in the following four groups—personal services, business services, automobile repairs and services, and miscellaneous repair services; hotels; tourist courts and camps; and amusements, including motion picture theaters. Some important services not covered are radio broadcasting and television, medical and health, legal, educational, nonprofit, accounting, and domestic services.

This coverage is similar to that of the 1939 Business Census. However, "custom trades" and "services incidental to transportation," which are no longer included in the standard classification of the service trades, are not covered by the 1948 Census. In a number of localities, these exclusions as well as other changes in the standard classification may have a considerable effect in comparing

1948 with 1939 data, particularly with respect to establishment count.

Establishment definition.—For Census purposes, a business establishment is defined to include only enterprises conducted from a recognizable place of business, provided that the annual sales were in excess of \$5,000 for a wholesale trade establishment and \$500 for establishments in other trades. A detailed analysis of coverage will be provided in future Census of Business publications.

"Number of establishments" is the number of separate business locations, rather than the number of business companies or organizations, since the Census figures represent information reported separately for each business location or establishment. The establishment count reflects the number of places in business at the end of 1948 excluding administrative and executive offices of multiunit organizations, and "chain store" warehouses.

Sales and receipts.—"1948 sales and receipts" represents sales of merchandise and receipts from repairs and other services to customers. The figures reflect deductions for returned goods and allowances, but not for trade-in allowances; they exclude sales and excise taxes collected from customers and paid directly to any taxing agency.

Proprietors.—"Active proprietors..." represents owners and partners of unincorporated businesses who devoted the major portion of their time to the business in November 1948.

Employment.—"Number of paid employees..." represents all employees on the pay roll for the pay period ending nearest November 15, 1948. "Full workweek" employees, whether regular or seasonal, are those who in the November 15 pay period were paid for working at least the number of hours typically worked in a week by employees of the reporting establishment.

1948 CENSUS OF BUSINESS

RETAIL, WHOLESALE, SERVICE TRADES

U. S. DEPARTMENT OF COMMERCE
BUREAU OF THE CENSUS

PRELIMINARY

For Release April 17, 1950

Release Series BC-1P-05-055

SAGUACHE COUNTY, COLO.

Retail, wholesale, and service establishments located in Saguache County, Colorado showed a substantial expansion in dollar volume of trade from 1939 to 1948 according to preliminary figures from the 1948 Census of Business released today by the Bureau of the Census, U. S. Department of Commerce.

Retail sales in the county during 1948 aggregated \$3.7 million, an increase of 236 percent over the \$1.1 million in 1939, when the preceding Census of Business was taken. Wholesale sales in the county reached a total of \$4.0 million in 1948 as compared with \$0.6 million in 1939. The service trades included in the Census of Business recorded receipts totaling \$73,000 in 1948 compared with \$28,000 in 1939.

Employment in the county also rose over the 9-year period between 1939 and 1948 for the above trades. Establishments in these trades reported a combined total of 273 paid employees for the workweek ended nearest November 15, 1948. This compared with a total of 126 employees reported for the week of November 15, 1939.

These preliminary figures have been derived from a Census report on Saguache County, Colorado. Final figures, superseding the preliminary data for Saguache County, will be included in a Bulletin for the State of Colorado to be issued in several months. Similar data will be made available this year in preliminary and final form for each of the counties and States. A single copy of the preliminary release for Saguache County as well as an order blank for other area releases may be obtained by writing to the Bureau of the Census, Washington 25, D. C.

Table 1.—CENSUS OF BUSINESS PRELIMINARY RESULTS FOR 1948, BY TRADE GROUP

SAGUACHE COUNTY, COLO.

Trade group and kind of business	Number of establishments	1948 sales and receipts (Thousand dollars)	Active proprietors of unincorporated businesses Nov. 1948	Paid employees, workweek ended nearest Nov. 15, 1948	
				Total employees ¹	Full workweek employees
RETAIL TRADE, total.....	75	3,672	76	185	129
Food group.....	18	587	20	15	11
Eating and drinking places.....	9	166	10	37	10
Gasoline service stations.....	15	340	16	9	4
All other retail stores.....	33	2,579	30	124	104
WHOLESALE TRADE.....	9	4,037	6	77	x
SELECTED SERVICE TRADES ^{2/}	14	73	12	11	6

x Not available.

^{1/} Includes employees paid for less than the full workweek.

^{2/} See General Description on last page for changes from the 1939 Census of Business in the coverage of Service Trades.

GENERAL DESCRIPTION OF PRELIMINARY RELEASES FOR THE 1948 CENSUS OF BUSINESS

This series of releases, of which one is planned for each county in the United States, presents preliminary results of the 1948 Census of Business. The information is based on reports submitted by business establishments for that Census. The figures shown are preliminary, and are subject to revision in the final Census publications, but the changes are expected to be relatively minor with respect to coverage. The final Census figures will be issued in a series of Business Census bulletins which will show additional detailed kind-of-business information for all places where there are a sufficient number of establishments.

The 1948 Census of Business was taken under the provision of the Act of June 19, 1948, which provides that the Business Census be taken for 1948 and for each fifth year thereafter. Previous Business Censuses were taken for the years 1929, 1933, 1935, and 1939.

Scope of the Census.—The 1948 Census of Business covered all establishments in the following trades, as defined by the Standard Industrial Classification Manual, May 1949 issue, of the Executive Office of the President: all retail trades; all wholesale trades; all service trades in the following four groups—personal services, business services, automobile repairs and services, and miscellaneous repair services; hotels; tourist courts and camps; and amusements, including motion picture theaters. Some important services not covered are radio broadcasting and television, medical and health, legal, educational, nonprofit, accounting, and domestic services.

This coverage is similar to that of the 1939 Business Census. However, "custom trades" and "services incidental to transportation," which are no longer included in the standard classification of the service trades, are not covered by the 1948 Census. In a number of localities, these exclusions as well as other changes in the standard classification may have a considerable effect in comparing

1948 with 1939 data, particularly with respect to establishment count.

Establishment definition.—For Census purposes, a business establishment is defined to include only enterprises conducted from a recognizable place of business, provided that the annual sales were in excess of \$5,000 for a wholesale trade establishment and \$500 for establishments in other trades. A detailed analysis of coverage will be provided in future Census of Business publications.

"Number of establishments" is the number of separate business locations, rather than the number of business companies or organizations, since the Census figures represent information reported separately for each business location or establishment. The establishment count reflects the number of places in business at the end of 1948 excluding administrative and executive offices of multiunit organizations, and "chain store" warehouses.

Sales and receipts.—"1948 sales and receipts" represents sales of merchandise and receipts from repairs and other services to customers. The figures reflect deductions for returned goods and allowances, but not for trade-in allowances; they exclude sales and excise taxes collected from customers and paid directly to any taxing agency.

Proprietors.—"Active proprietors..." represents owners and partners of unincorporated businesses who devoted the major portion of their time to the business in November 1948.

Employment.—"Number of paid employees..." represents all employees on the pay roll for the pay period ending nearest November 15, 1948. "Full workweek" employees, whether regular or seasonal, are those who in the November 15 pay period were paid for working at least the number of hours typically worked in a week by employees of the reporting establishment.

1948 CENSUS OF BUSINESS

RETAIL, WHOLESALE, SERVICE TRADES

U. S. DEPARTMENT OF COMMERCE
BUREAU OF THE CENSUS

PRELIMINARY

For Release April 10, 1950

Release Series BC-1P-05-056

SAN JUAN COUNTY, COLO.

Retail establishments located in San Juan County, Colorado, showed an expansion in dollar volume of trade from 1939 to 1948 according to preliminary figures from the 1948 Census of Business released today by the Bureau of the Census, Department of Commerce.

Retail sales in the county during 1948 aggregated \$885,000, an increase of 93 percent over the \$459,000 in 1939, when the preceding Census of Business was taken.

Employment in the county also rose over the 9-year period between 1939 and 1948 for the above trades. Establishments in these trades reported a combined total of 55 paid employees for the workweek ended nearest November 15, 1948. This compared with a total of 51 employees reported for the week of November 15, 1939.

These preliminary figures have been derived from a Census report on San Juan County, Colorado. Final figures, superseding the preliminary data for San Juan County, will be included in a Bulletin for the State of Colorado to be issued in several months. Similar data will be made available this year in preliminary and final form for each of the counties and States. A single copy of the preliminary release for San Juan County as well as an order blank for other area releases may be obtained by writing to the Bureau of the Census, Washington 25, D. C.

Table 1.—CENSUS OF BUSINESS PRELIMINARY RESULTS FOR 1948, BY TRADE GROUP
SAN JUAN COUNTY, COLO.

Trade group and kind of business	Number of establishments	1948 sales and receipts (Thousand dollars)	Active proprietors of unincorporated businesses Nov. 1948	Paid employees, workweek ended nearest Nov. 15, 1948	
				Total employees ¹	Full workweek employees
RETAIL TRADE, total.....	29	885	34	55	34
Food group.....	5	250	5	6	1
Eating and drinking places.....	5	89	7	13	5
All other retail stores.....	19	546	22	36	28

1/ Includes employees paid for less than the full workweek.

GENERAL DESCRIPTION OF PRELIMINARY RELEASES FOR THE 1948 CENSUS OF BUSINESS

This series of releases, of which one is planned for each county in the United States, presents preliminary results of the 1948 Census of Business. The information is based on reports submitted by business establishments for that Census. The figures shown are preliminary, and are subject to revision in the final Census publications, but the changes are expected to be relatively minor with respect to coverage. The final Census figures will be issued in a series of Business Census bulletins which will show additional detailed kind-of-business information for all places where there are a sufficient number of establishments.

The 1948 Census of Business was taken under the provision of the Act of June 19, 1948, which provides that the Business Census be taken for 1948 and for each fifth year thereafter. Previous Business Censuses were taken for the years 1929, 1933, 1935, and 1939.

Scope of the Census.—The 1948 Census of Business covered all establishments in the following trades, as defined by the Standard Industrial Classification Manual, May 1949 issue, of the Executive Office of the President: all retail trades; all wholesale trades; all service trades in the following four groups—personal services, business services, automobile repairs and services, and miscellaneous repair services; hotels; tourist courts and camps; and amusements, including motion picture theaters. Some important services not covered are radio broadcasting and television, medical and health, legal, educational, nonprofit, accounting, and domestic services.

This coverage is similar to that of the 1939 Business Census. However, "custom trades" and "services incidental to transportation," which are no longer included in the standard classification of the service trades, are not covered by the 1948 Census. In a number of localities, these exclusions as well as other changes in the standard classification may have a considerable effect in comparing

1948 with 1939 data, particularly with respect to establishment count.

Establishment definition.—For Census purposes, a business establishment is defined to include only enterprises conducted from a recognizable place of business, provided that the annual sales were in excess of \$5,000 for a wholesale trade establishment and \$500 for establishments in other trades. A detailed analysis of coverage will be provided in future Census of Business publications.

"Number of establishments" is the number of separate business locations, rather than the number of business companies or organizations, since the Census figures represent information reported separately for each business location or establishment. The establishment count reflects the number of places in business at the end of 1948 excluding administrative and executive offices of multiunit organizations, and "chain store" warehouses.

Sales and receipts.—"1948 sales and receipts" represents sales of merchandise and receipts from repairs and other services to customers. The figures reflect deductions for returned goods and allowances, but not for trade-in allowances; they exclude sales and excise taxes collected from customers and paid directly to any taxing agency.

Proprietors.—"Active proprietors..." represents owners and partners of unincorporated businesses who devoted the major portion of their time to the business in November 1948.

Employment.—"Number of paid employees..." represents all employees on the pay roll for the pay period ending nearest November 15, 1948. "Full workweek" employees, whether regular or seasonal, are those who in the November 15 pay period were paid for working at least the number of hours typically worked in a week by employees of the reporting establishment.

1948 CENSUS OF BUSINESS

RETAIL, WHOLESALE, SERVICE TRADES

U. S. DEPARTMENT OF COMMERCE
BUREAU OF THE CENSUS

PRELIMINARY

For Release April 10, 1950

Release Series BC-1P-05-057

SAN MIGUEL COUNTY, COLO.

Retail establishments located in San Miguel County, Colorado, showed an expansion in dollar volume of trade from 1939 to 1948 according to preliminary figures from the 1948 Census of Business released today by the Bureau of the Census, U. S. Department of Commerce.

Retail sales in the county during 1948 aggregated \$1.3 million, an increase of 86 percent over the \$0.7 million in 1939, when the preceding Census of Business was taken.

Employment in the county decreased over the 9-year period between 1939 and 1948 for the above trade. Retail establishments reported a total of 63 paid employees for the workweek ended nearest November 15, 1948. This compared with a total of 64 employees reported for the week of November 15, 1939.

These preliminary figures have been derived from a Census report on San Miguel County, Colorado. Final figures, superseding the preliminary data for San Miguel County, will be included in a Bulletin for the State of Colorado to be issued in several months. Similar data will be made available this year in preliminary and final form for each of the counties and States. A single copy of the preliminary release for San Miguel County as well as an order blank for other area releases may be obtained by writing to the Bureau of the Census, Washington 25, D. C.

Table 1.—CENSUS OF BUSINESS PRELIMINARY RESULTS FOR 1948, BY TRADE GROUP

SAN MIGUEL COUNTY, COLO.

Trade group and kind of business	Number of establishments	1948 sales and receipts (Thousand dollars)	Active proprietors of unincorporated businesses Nov. 1948	Paid employees, workweek ended nearest Nov. 15, 1948	
				Total employees ¹	Full workweek employees
RETAIL TRADE, total.....	46	1,334	48	63	40
Food group.....	12	542	14	10	9
Eating and drinking places...	9	120	8	18	10
Gasoline service stations....	6	185	6	12	8
All other retail stores.....	19	487	20	23	13

1/ Includes employees paid for less than the full workweek.

GENERAL DESCRIPTION OF PRELIMINARY RELEASES FOR THE 1948 CENSUS OF BUSINESS

This series of releases, of which one is planned for each county in the United States, presents preliminary results of the 1948 Census of Business. The information is based on reports submitted by business establishments for that Census. The figures shown are preliminary, and are subject to revision in the final Census publications, but the changes are expected to be relatively minor with respect to coverage. The final Census figures will be issued in a series of Business Census bulletins which will show additional detailed kind-of-business information for all places where there are a sufficient number of establishments.

The 1948 Census of Business was taken under the provision of the Act of June 19, 1948, which provides that the Business Census be taken for 1948 and for each fifth year thereafter. Previous Business Censuses were taken for the years 1929, 1933, 1935, and 1939.

Scope of the Census.—The 1948 Census of Business covered all establishments in the following trades, as defined by the Standard Industrial Classification Manual, May 1949 issue, of the Executive Office of the President: all retail trades; all wholesale trades; all service trades in the following four groups—personal services, business services, automobile repairs and services, and miscellaneous repair services; hotels; tourist courts and camps; and amusements, including motion picture theaters. Some important services not covered are radio broadcasting and television, medical and health, legal, educational, nonprofit, accounting, and domestic services.

This coverage is similar to that of the 1939 Business Census. However, "custom trades" and "services incidental to transportation," which are no longer included in the standard classification of the service trades, are not covered by the 1948 Census. In a number of localities, these exclusions as well as other changes in the standard classification may have a considerable effect in comparing

1948 with 1939 data, particularly with respect to establishment count.

Establishment definition.—For Census purposes, a business establishment is defined to include only enterprises conducted from a recognizable place of business, provided that the annual sales were in excess of \$5,000 for a wholesale trade establishment and \$500 for establishments in other trades. A detailed analysis of coverage will be provided in future Census of Business publications.

"Number of establishments" is the number of separate business locations, rather than the number of business companies or organizations, since the Census figures represent information reported separately for each business location or establishment. The establishment count reflects the number of places in business at the end of 1948 excluding administrative and executive offices of multiunit organizations, and "chain store" warehouses.

Sales and receipts.—"1948 sales and receipts" represents sales of merchandise and receipts from repairs and other services to customers. The figures reflect deductions for returned goods and allowances, but not for trade-in allowances; they exclude sales and excise taxes collected from customers and paid directly to any taxing agency.

Proprietors.—"Active proprietors..." represents owners and partners of unincorporated businesses who devoted the major portion of their time to the business in November 1948.

Employment.—"Number of paid employees..." represents all employees on the pay roll for the pay period ending nearest November 15, 1948. "Full workweek" employees, whether regular or seasonal, are those who in the November 15 pay period were paid for working at least the number of hours typically worked in a week by employees of the reporting establishment.

1948 CENSUS OF BUSINESS

RETAIL, WHOLESALE, SERVICE TRADES

U. S. DEPARTMENT OF COMMERCE
BUREAU OF THE CENSUS

PRELIMINARY

For Release April 10, 1950

Release Series BC-1P-05-058

SEDGWICK COUNTY, COLO.

Retail, wholesale, and service establishments located in Sedgwick County, Colorado, showed a substantial expansion in dollar volume of trade from 1939 to 1948 according to preliminary figures from the 1948 Census of Business released today by the Bureau of the Census, U. S. Department of Commerce.

Retail sales in the county during 1948 aggregated \$5.5 million, an increase of 244 percent over the \$1.6 million in 1939, when the preceding Census of Business was taken. Wholesale sales in the county reached a total of \$3.4 million in 1948 as compared with \$0.6 million in 1939. The service trades included in the Census of Business recorded receipts totaling \$147,000 in 1948 compared with \$60,000 in 1939.

Employment in the county also rose over the 9-year period between 1939 and 1948 for the above trades. Establishments in these trades reported a combined total of 286 paid employees for the workweek ended nearest November 15, 1948. This compared with a total of 185 employees reported for the week of November 15, 1939.

These preliminary figures have been derived from a Census report on Sedgwick County, Colorado. Final figures, superseding the preliminary data for Sedgwick County, will be included in a Bulletin for the State of Colorado to be issued in several months. Similar data will be made available this year in preliminary and final form for each of the counties and States. A single copy of the preliminary release for Sedgwick County, as well as an order blank for other area releases may be obtained by writing to the Bureau of the Census, Washington 25, D. C.

Table 1.—CENSUS OF BUSINESS PRELIMINARY RESULTS FOR 1948, BY TRADE GROUP
SEDGWICK COUNTY, COLO.

Trade group and kind of business	Number of establishments	1948 sales and receipts (Thousand dollars)	Active proprietors of unincorporated businesses Nov. 1948	Paid employees, workweek ended nearest Nov. 15, 1948	
				Total employees ¹	Full workweek employees
RETAIL TRADE, total.....	84	5,459	92	211	166
Food group.....	13	1,059	16	33	24
Eating and drinking places.....	15	362	18	41	33
Gasoline service stations.....	11	375	13	7	4
All other retail stores.....	45	3,663	45	130	105
WHOLESALE TRADE.....	12	3,431	8	55	x
SELECTED SERVICE TRADES, ^{2/} total..	21	147	20	20	19
Personal services.....	13	107	13	15	15
All other service trades.....	8	40	7	5	4

x Not available

^{1/} Includes employees paid for less than the full workweek.

^{2/} See General Description on last page for changes from the 1939 Census of Business in the coverage of Service Trades.

GENERAL DESCRIPTION OF PRELIMINARY RELEASES FOR THE
1948 CENSUS OF BUSINESS

This series of releases, of which one is planned for each county in the United States, presents preliminary results of the 1948 Census of Business. The information is based on reports submitted by business establishments for that Census. The figures shown are preliminary, and are subject to revision in the final Census publications, but the changes are expected to be relatively minor with respect to coverage. The final Census figures will be issued in a series of Business Census bulletins which will show additional detailed kind-of-business information for all places where there are a sufficient number of establishments.

The 1948 Census of Business was taken under the provision of the Act of June 19, 1948, which provides that the Business Census be taken for 1948 and for each fifth year thereafter. Previous Business Censuses were taken for the years 1929, 1933, 1935, and 1939.

Scope of the Census.—The 1948 Census of Business covered all establishments in the following trades, as defined by the Standard Industrial Classification Manual, May 1949 issue, of the Executive Office of the President: all retail trades; all wholesale trades; all service trades in the following four groups—personal services, business services, automobile repairs and services, and miscellaneous repair services; hotels; tourist courts and camps; and amusements, including motion picture theaters. Some important services not covered are radio broadcasting and television, medical and health, legal, educational, nonprofit, accounting, and domestic services.

This coverage is similar to that of the 1939 Business Census. However, "custom trades" and "services incidental to transportation," which are no longer included in the standard classification of the service trades, are not covered by the 1948 Census. In a number of localities, these exclusions as well as other changes in the standard classification may have a considerable effect in comparing

1948 with 1939 data, particularly with respect to establishment count.

Establishment definition.—For Census purposes, a business establishment is defined to include only enterprises conducted from a recognizable place of business, provided that the annual sales were in excess of \$5,000 for a wholesale trade establishment and \$500 for establishments in other trades. A detailed analysis of coverage will be provided in future Census of Business publications.

"Number of establishments" is the number of separate business locations, rather than the number of business companies or organizations, since the Census figures represent information reported separately for each business location or establishment. The establishment count reflects the number of places in business at the end of 1948 excluding administrative and executive offices of multiunit organizations, and "chain store" warehouses.

Sales and receipts.—"1948 sales and receipts" represents sales of merchandise and receipts from repairs and other services to customers. The figures reflect deductions for returned goods and allowances, but not for trade-in allowances; they exclude sales and excise taxes collected from customers and paid directly to any taxing agency.

Proprietors.—"Active proprietors..." represents owners and partners of unincorporated businesses who devoted the major portion of their time to the business in November 1948.

Employment.—"Number of paid employees..." represents all employees on the pay roll for the pay period ending nearest November 15, 1948. "Full workweek" employees, whether regular or seasonal, are those who in the November 15 pay period were paid for working at least the number of hours typically worked in a week by employees of the reporting establishment.

1948 CENSUS OF BUSINESS

RETAIL, WHOLESALE, SERVICE TRADES

U. S. DEPARTMENT OF COMMERCE
BUREAU OF THE CENSUS

PRELIMINARY

For Release April 10, 1950

Release Series BC-1P-05-059

SUMMIT COUNTY, COLO.

Retail establishments located in Summit County, Colorado, showed an expansion in dollar volume of trade from 1939 to 1948 according to preliminary figures from the 1948 Census of Business released today by the Bureau of the Census, U. S. Department of Commerce.

Retail sales in the county during 1948 aggregated \$550,000, an increase of 58 per cent over the \$348,000 in 1939, when the preceding Census of Business was taken.

Employment in the county decreased over the 9-year period between 1939 and 1948 for the above trade. Retail establishments reported a total of 31 paid employees for the workweek ended nearest November 15, 1948. This compared with a total of 33 employees reported for the week of November 15, 1939.

These preliminary figures have been derived from a Census report on Summit County, Colorado. Final figures, superseding the preliminary data for Summit County, will be included in a Bulletin for the State of Colorado to be issued in several months. Similar data will be made available this year in preliminary and final form for each of the counties and States. A single copy of the preliminary release for Summit County as well as an order blank for other area releases may be obtained by writing to the Bureau of the Census, Washington 25, D. C.

Table 1.—CENSUS OF BUSINESS PRELIMINARY RESULTS FOR 1948, BY TRADE GROUP
SUMMIT COUNTY, COLO.

Trade group and kind of business	Number of establishments	1948 sales and receipts (Thousand dollars)	Active proprietors of unincorporated businesses Nov. 1948	Paid employees, workweek ended nearest Nov. 15, 1948	
				Total employees ¹	Full workweek employees
RETAIL TRADE, total.....	27	550	30	31	25
Eating and drinking places.....	8	126	9	16	13
Gasoline service stations.....	6	93	6	7	4
All other retail stores.....	13	331	15	8	8

¹/ Includes employees paid for less than the full workweek.

GENERAL DESCRIPTION OF PRELIMINARY RELEASES FOR THE
1948 CENSUS OF BUSINESS

This series of releases, of which one is planned for each county in the United States, presents preliminary results of the 1948 Census of Business. The information is based on reports submitted by business establishments for that Census. The figures shown are preliminary, and are subject to revision in the final Census publications, but the changes are expected to be relatively minor with respect to coverage. The final Census figures will be issued in a series of Business Census bulletins which will show additional detailed kind-of-business information for all places where there are a sufficient number of establishments.

The 1948 Census of Business was taken under the provision of the Act of June 19, 1948, which provides that the Business Census be taken for 1948 and for each fifth year thereafter. Previous Business Censuses were taken for the years 1929, 1933, 1935, and 1939.

Scope of the Census.—The 1948 Census of Business covered all establishments in the following trades, as defined by the Standard Industrial Classification Manual, May 1949 issue, of the Executive Office of the President: all retail trades; all wholesale trades; all service trades in the following four groups—personal services, business services, automobile repairs and services, and miscellaneous repair services; hotels; tourist courts and camps; and amusements, including motion picture theaters. Some important services not covered are radio broadcasting and television, medical and health, legal, educational, nonprofit, accounting, and domestic services.

This coverage is similar to that of the 1939 Business Census. However, "custom trades" and "services incidental to transportation," which are no longer included in the standard classification of the service trades, are not covered by the 1948 Census. In a number of localities, these exclusions as well as other changes in the standard classification may have a considerable effect in comparing

1948 with 1939 data, particularly with respect to establishment count.

Establishment definition.—For Census purposes, a business establishment is defined to include only enterprises conducted from a recognizable place of business, provided that the annual sales were in excess of \$5,000 for a wholesale trade establishment and \$500 for establishments in other trades. A detailed analysis of coverage will be provided in future Census of Business publications.

"Number of establishments" is the number of separate business locations, rather than the number of business companies or organizations, since the Census figures represent information reported separately for each business location or establishment. The establishment count reflects the number of places in business at the end of 1948 excluding administrative and executive offices of multiunit organizations, and "chain store" warehouses.

Sales and receipts.—"1948 sales and receipts" represents sales of merchandise and receipts from repairs and other services to customers. The figures reflect deductions for returned goods and allowances, but not for trade-in allowances; they exclude sales and excise taxes collected from customers and paid directly to any taxing agency.

Proprietors.—"Active proprietors..." represents owners and partners of unincorporated businesses who devoted the major portion of their time to the business in November 1948.

Employment.—"Number of paid employees..." represents all employees on the pay roll for the pay period ending nearest November 15, 1948. "Full workweek" employees, whether regular or seasonal, are those who in the November 15 pay period were paid for working at least the number of hours typically worked in a week by employees of the reporting establishment.

1948 CENSUS OF BUSINESS

RETAIL, WHOLESALE, SERVICE TRADES

U. S. DEPARTMENT OF COMMERCE
BUREAU OF THE CENSUS

PRELIMINARY

For Release April 5, 1950

Release Series BC-1P-05-060

TELLER COUNTY, COLO.

Retail establishments located in Teller County, Colorado, showed an expansion in dollar volume of trade from 1939 to 1948 according to preliminary figures from the 1948 Census of Business released today by the Bureau of the Census, U. S. Department of Commerce.

Retail sales in the county during 1948 aggregated \$2.3 million, an increase of 21 percent over the \$1.9 million in 1939, when the preceding Census of Business was taken. The service trades included in the Census of Business decreased to \$50,000 in 1948 from the \$78,000 reported in 1939.

Employment in the county decreased over the 9-year period between 1939 and 1948 for the above trades. Establishments in these trades reported a combined total of 120 paid employees for the workweek ended nearest November 15, 1948. This compared with a total of 214 employees reported for the week of November 15, 1939.

These preliminary figures have been derived from a Census report on Teller County, Colorado. Final figures, superseding the preliminary data for Teller County, will be included in a Bulletin for the State of Colorado to be issued in several months. Similar data will be made available this year in preliminary and final form for each of the counties and States. A single copy of the preliminary release for Teller County as well as an order blank for other area releases may be obtained by writing to the Bureau of the Census, Washington 25, D. C.

Table 1.—CENSUS OF BUSINESS PRELIMINARY RESULTS FOR 1948, BY TRADE GROUP
TELLER COUNTY, COLO.

Trade group and kind of business	Number of establishments	1948 sales and receipts (Thousand dollars)	Active proprietors of unincorporated businesses Nov. 1948	Paid employees, workweek ended nearest Nov. 15, 1948	
				Total employees ¹	Full workweek employees
RETAIL TRADE, total.....	88	2,312	87	118	82
Food group.....	14	624	15	25	17
Eating and drinking places.....	23	306	25	33	21
Gasoline service stations.....	10	165	10	8	5
All other retail stores.....	41	1,217	37	52	39
SELECTED SERVICE TRADES ^{2/}	11	50	11	2	2
TOURIST COURTS AND CAMPS.....	7	12	9	-	-
AMUSEMENTS.....	5	29	4	5	x

x Not available.

^{1/} Includes employees paid for less than the full workweek.

^{2/} See General Description on last page for changes from the 1939 Census of Business in the coverage of Service Trades.

GENERAL DESCRIPTION OF PRELIMINARY RELEASES FOR THE 1948 CENSUS OF BUSINESS

This series of releases, of which one is planned for each county in the United States, presents preliminary results of the 1948 Census of Business. The information is based on reports submitted by business establishments for that Census. The figures shown are preliminary, and are subject to revision in the final Census publications, but the changes are expected to be relatively minor with respect to coverage. The final Census figures will be issued in a series of Business Census bulletins which will show additional detailed kind-of-business information for all places where there are a sufficient number of establishments.

The 1948 Census of Business was taken under the provision of the Act of June 19, 1948, which provides that the Business Census be taken for 1948 and for each fifth year thereafter. Previous Business Censuses were taken for the years 1929, 1933, 1935, and 1939.

Scope of the Census.—The 1948 Census of Business covered all establishments in the following trades, as defined by the Standard Industrial Classification Manual, May 1949 issue, of the Executive Office of the President: all retail trades; all wholesale trades; all service trades in the following four groups—personal services, business services, automobile repairs and services, and miscellaneous repair services; hotels; tourist courts and camps; and amusements, including motion picture theaters. Some important services not covered are radio broadcasting and television, medical and health, legal, educational, nonprofit, accounting, and domestic services.

This coverage is similar to that of the 1939 Business Census. However, "custom trades" and "services incidental to transportation," which are no longer included in the standard classification of the service trades, are not covered by the 1948 Census. In a number of localities, these exclusions as well as other changes in the standard classification may have a considerable effect in comparing

1948 with 1939 data, particularly with respect to establishment count.

Establishment definition.—For Census purposes, a business establishment is defined to include only enterprises conducted from a recognizable place of business, provided that the annual sales were in excess of \$5,000 for a wholesale trade establishment and \$500 for establishments in other trades. A detailed analysis of coverage will be provided in future Census of Business publications.

"Number of establishments" is the number of separate business locations, rather than the number of business companies or organizations, since the Census figures represent information reported separately for each business location or establishment. The establishment count reflects the number of places in business at the end of 1948 excluding administrative and executive offices of multiunit organizations, and "chain store" warehouses.

Sales and receipts.—"1948 sales and receipts" represents sales of merchandise and receipts from repairs and other services to customers. The figures reflect deductions for returned goods and allowances, but not for trade-in allowances; they exclude sales and excise taxes collected from customers and paid directly to any taxing agency.

Proprietors.—"Active proprietors..." represents owners and partners of unincorporated businesses who devoted the major portion of their time to the business in November 1948.

Employment.—"Number of paid employees..." represents all employees on the pay roll for the pay period ending nearest November 15, 1948. "Full workweek" employees, whether regular or seasonal, are those who in the November 15 pay period were paid for working at least the number of hours typically worked in a week by employees of the reporting establishment.

1948 CENSUS OF BUSINESS

RETAIL, WHOLESALE, SERVICE TRADES

U. S. DEPARTMENT OF COMMERCE
BUREAU OF THE CENSUS

PRELIMINARY

For Release April 13, 1950

Release Series BC-1P-05-061

WASHINGTON COUNTY, COLO.

Retail, wholesale, and service establishments located in Washington County, Colorado, showed a substantial expansion in dollar volume of trade from 1939 to 1948 according to preliminary figures from the 1948 Census of Business released today by the Bureau of the Census, U. S. Department of Commerce.

Retail sales in the county during 1948 aggregated \$5.7 million, an increase of 375 percent over the \$1.2 million in 1939, when the preceding Census of Business was taken. Wholesale sales in the county reached a total of \$3.1 million in 1948 as compared with \$0.6 million in 1939. The service trades included in the Census of Business recorded receipts totaling \$108,000 in 1948 compared with \$24,000 in 1939.

Employment in the county also rose over the 9-year period between 1939 and 1948 for the above trades. Establishments in these trades reported a combined total of 182 paid employees for the workweek ended nearest November 15, 1948. This compared with a total of 146 employees reported for the week of November 15, 1939.

These preliminary figures have been derived from a Census report on Washington County, Colorado. Final figures, superseding the preliminary data for Washington County, will be included in a Bulletin for the State of Colorado to be issued in several months. Similar data will be made available this year in preliminary and final form for each of the counties and States. A single copy of the preliminary release for Washington County as well as an order blank for other area releases may be obtained by writing to the Bureau of the Census, Washington 25, D. C.

Table 1.—CENSUS OF BUSINESS PRELIMINARY RESULTS FOR 1948, BY TRADE GROUP

WASHINGTON COUNTY, COLO.

Trade group and kind of business	Number of establishments	1948 sales and receipts (Thousand dollars)	Active proprietors of unincorporated businesses Nov. 1948	Paid employees, workweek ended nearest Nov. 15, 1948	
				Total employees ¹	Full workweek employees
RETAIL TRADE, total.....	86	5,654	84	156	133
Food group.....	13	1,420	14	24	22
Eating and drinking places.....	10	180	11	22	15
Gasoline service stations.....	16	839	15	19	16
All other retail stores.....	47	3,215	44	91	80
WHOLESALE TRADE.....	15	3,119	6	20	x
SELECTED SERVICE TRADES, ² /total.....	20	108	20	6	6
Personal services.....	10	32	10	2	2
All other service trades.....	10	76	10	4	4

x Not available.

¹/ Includes employees paid for less than the full workweek.

²/ See General Description on last page for changes from the 1939 Census of Business in the coverage of Service Trades.

GENERAL DESCRIPTION OF PRELIMINARY RELEASES FOR THE
1948 CENSUS OF BUSINESS

This series of releases, of which one is planned for each county in the United States, presents preliminary results of the 1948 Census of Business. The information is based on reports submitted by business establishments for that Census. The figures shown are preliminary, and are subject to revision in the final Census publications, but the changes are expected to be relatively minor with respect to coverage. The final Census figures will be issued in a series of Business Census bulletins which will show additional detailed kind-of-business information for all places where there are a sufficient number of establishments.

The 1948 Census of Business was taken under the provision of the Act of June 19, 1948, which provides that the Business Census be taken for 1948 and for each fifth year thereafter. Previous Business Censuses were taken for the years 1929, 1933, 1935, and 1939.

Scope of the Census.—The 1948 Census of Business covered all establishments in the following trades, as defined by the Standard Industrial Classification Manual, May 1949 issue, of the Executive Office of the President: all retail trades; all wholesale trades; all service trades in the following four groups—personal services, business services, automobile repairs and services, and miscellaneous repair services; hotels; tourist courts and camps; and amusements, including motion picture theaters. Some important services not covered are radio broadcasting and television, medical and health, legal, educational, nonprofit, accounting, and domestic services.

This coverage is similar to that of the 1939 Business Census. However, "custom trades" and "services incidental to transportation," which are no longer included in the standard classification of the service trades, are not covered by the 1948 Census. In a number of localities, these exclusions as well as other changes in the standard classification may have a considerable effect in comparing

1948 with 1939 data, particularly with respect to establishment count.

Establishment definition.—For Census purposes, a business establishment is defined to include only enterprises conducted from a recognizable place of business, provided that the annual sales were in excess of \$5,000 for a wholesale trade establishment and \$500 for establishments in other trades. A detailed analysis of coverage will be provided in future Census of Business publications.

"Number of establishments" is the number of separate business locations, rather than the number of business companies or organizations, since the Census figures represent information reported separately for each business location or establishment. The establishment count reflects the number of places in business at the end of 1948 excluding administrative and executive offices of multiunit organizations, and "chain store" warehouses.

Sales and receipts.—"1948 sales and receipts" represents sales of merchandise and receipts from repairs and other services to customers. The figures reflect deductions for returned goods and allowances, but not for trade-in allowances; they exclude sales and excise taxes collected from customers and paid directly to any taxing agency.

Proprietors.—"Active proprietors..." represents owners and partners of unincorporated businesses who devoted the major portion of their time to the business in November 1948.

Employment.—"Number of paid employees..." represents all employees on the pay roll for the pay period ending nearest November 15, 1948. "Full workweek" employees, whether regular or seasonal, are those who in the November 15 pay period were paid for working at least the number of hours typically worked in a week by employees of the reporting establishment.

1948 CENSUS OF BUSINESS

RETAIL, WHOLESALE, SERVICE TRADES

U. S. DEPARTMENT OF COMMERCE
BUREAU OF THE CENSUS

PRELIMINARY

For Release April 24, 1950

Release Series BC-1P-05-062

WELD COUNTY, COLO.

Retail, wholesale, and service establishments located in Weld County, Colorado, showed a substantial expansion in dollar volume of trade from 1939 to 1948 according to preliminary figures from the 1948 Census of Business released today by the Bureau of the Census, U. S. Department of Commerce.

8 1949

Retail sales in the county during 1948 aggregated \$59.0 million, an increase of 253 percent over the \$16.7 million in 1939, when the preceding Census of Business was taken. Wholesale sales in the county reached a total of \$41.9 million in 1948 as compared with \$9.3 million in 1939. The service trades included in the Census recorded receipts totaling \$2.3 million in 1948 compared with \$0.8 million in 1939.

Employment in the county also rose over the 9-year period between 1939 and 1948 for the above trades. Establishments in these trades reported a combined total of 3,648 paid employees for the workweek ended nearest November 15, 1948. This compared with a total of 2,351 employees reported for the week of November 15, 1939.

These preliminary figures have been derived from a Census report on Weld County, Colorado, which also includes data for the city of Greeley. Final figures, superseding the preliminary data for Weld County, will be included in a Bulletin for the State of Colorado to be issued in several months. Similar data will be made available this year in preliminary and final form for each of the counties and States. A single copy of the preliminary release for Weld County as well as an order blank for other area releases may be obtained by writing to the Bureau of the Census, Washington 25, D. C.

90322

8 1949

Table 1.—CENSUS OF BUSINESS PRELIMINARY RESULTS FOR 1948, BY TRADE GROUP
WELD COUNTY, COLO.

Trade group and kind of business	Number of establishments	1948 sales and receipts (Thousand dollars)	Active proprietors of unincorporated businesses Nov. 1948	Paid employees, workweek ended nearest Nov. 15, 1948	
				Total employees ¹	Full workweek employees
RETAIL TRADE, total.....	787	58,954	794	2,722	2,188
Food group.....	152	11,117	154	351	256
Eating and drinking places.....	137	3,201	156	446	331
General merchandise grp., general stores.....	22	4,499	15	346	240
Apparel group.....	36	2,236	32	129	96
Furniture-home furnishings-appliance grp.....	38	2,341	40	118	114
Automotive group.....	64	11,629	69	499	474
Gasoline service stations.....	130	5,815	124	202	160
Lumber-building-hardware group.....	86	10,353	77	326	284
Drug and proprietary stores.....	30	1,541	35	134	94
All other retail stores.....	92	6,222	92	171	139
WHOLESALE TRADE, total.....	119	41,917	82	608	x
Merchant wholesalers, total.....	31	10,153	27	230	x
Groceries, foods.....	10	4,560	10	111	x
All other merchant wholesalers.....	21	5,593	17	119	x
Assemblers of farm products.....	56	24,804	20	332	x
Other types of wholesale.....	32	6,960	35	46	x
SELECTED SERVICE TRADES, ^{2/} total.....	207	2,311	233	318	285
Personal services.....	108	1,165	112	217	193
Business services.....	9	123	15	16	12
Automotive repairs and services.....	45	553	56	46	43
Other repair services.....	45	470	50	39	37
TOURIST COURTS AND CAMPS.....	16	100	19	7	2
AMUSEMENTS.....	24	658	16	134	x

x Not available.

^{1/} Includes employees paid for less than the full workweek.

^{2/} See General Description on last page for changes from the 1939 Census of Business in the coverage of Service Trades.

Table 2.—CENSUS OF BUSINESS PRELIMINARY RESULTS FOR 1948 FOR CITIES OF 2,500 INHABITANTS OR MORE

WELD COUNTY, COLO.

(Data omitted for trade groups where necessary to avoid disclosure)

City and trade group ¹	Number of establishments	1948 sales and receipts (Thousand dollars)	Active proprietors of unincorporated businesses Nov. 1948	Paid employees, workweek ended nearest Nov. 15, 1948	
				Total employees ²	Full workweek employees
Greeley:					
Retail trade.....	279	34,864	271	1,835	1,521
Wholesale trade.....	41	17,806	40	313	x
Selected service trades....	97	1,359	113	239	210
Tourist courts and camps...	8	46	8	7	2
Amusements.....	8	439	2	82	x
Remainder of county:					
Retail trade.....	508	24,090	523	887	667
Wholesale trade.....	78	24,111	42	295	x
Selected service trades....	110	952	120	79	75
Tourist courts and camps...	8	54	11	-	-
Amusements.....	16	219	14	52	x

x Not available.

1/ See General Description on this page for changes from the 1939 Census of Business in the coverage of Service Trades.

2/ Includes employees paid for less than the full workweek.

GENERAL DESCRIPTION OF PRELIMINARY RELEASES FOR THE 1948 CENSUS OF BUSINESS

This series of releases, of which one is planned for each county in the United States, presents preliminary results of the 1948 Census of Business. The information is based on reports submitted by business establishments for that Census. The figures shown are preliminary, and are subject to revision in the final Census publication, but the changes are expected to be relatively minor with respect to coverage. The final Census figures will be issued in a series of Business Census bulletins which will show additional detailed kind-of-business information for all places where there are a sufficient number of establishments.

The 1948 Census of Business was taken under the provision of the Act of June 19, 1948, which provides that the Business Census be taken for 1948 and for each fifth year thereafter. Previous Business Censuses were taken for the years 1929, 1933, 1935, and 1939.

Scope of the Census.—The 1948 Census of Business covered all establishments in the following trades, as defined by the Standard Industrial Classification Manual, May 1949 issue, of the Executive Office of the President: all retail trades; all wholesale trades; all service trades in the following four groups—personal services, business services, automobile repairs and services, and miscellaneous repair services; hotels; tourist courts and camps; and amusements, including motion picture theaters. Some important services not covered are radio broadcasting and television, medical and health, legal, educational, nonprofit, accounting, and domestic services.

This coverage is similar to that of the 1939 Business Census. However, "custom trades" and "services incidental to transportation," which are no longer included in the standard classification of the service trades, are not covered by the 1948 Census. In a number of localities, these exclusions as well as other changes in the standard classification may have

a considerable effect in comparing 1948 with 1939 data, particularly with respect to establishment count.

Establishment definition.—For Census purposes, a business establishment is defined to include only enterprises conducted from a recognizable place of business, provided that the annual sales were in excess of \$5,000 for a wholesale trade establishment and \$500 for establishments in other trades. A detailed analysis of coverage will be provided in future Census of Business publications.

"Number of establishments" is the number of separate business locations, rather than the number of business companies or organizations, since the Census figures represent information reported separately for each business location or establishment. The establishment count reflects the number of places in business at the end of 1948 excluding administrative and executive offices of multiunit organizations, and "chain store" warehouses.

Sales and receipts.—"1948 sales and receipts" represents sales of merchandise and receipts from repairs and other services to customers. The figures reflect deductions for returned goods and allowances, but not for trade-in allowances; they exclude sales and excise taxes collected from customers and paid directly to any taxing agency.

Proprietors.—"Active proprietors..." represents owners and partners of unincorporated businesses who devoted the major portion of their time to the business in November 1948.

Employment.—"Number of paid employees..." represents all employees on the pay roll for the pay period ending nearest November 15, 1948. "Full workweek" employees, whether regular or seasonal, are those who in the November 15 pay period were paid for working at least the number of hours typically worked in a week by employees of the reporting establishment.

1948 CENSUS OF BUSINESS

U. S. DEPARTMENT OF COMMERCE
BUREAU OF THE CENSUS

RETAIL, WHOLESALE, SERVICE TRADES

PRELIMINARY

For Release April 6, 1950

Release Series BC-1P-05-063

YUMA COUNTY, COLO.

Retail, wholesale, and service establishments located in Yuma County, Colorado, showed a substantial expansion in dollar volume of trade from 1939 to 1948 according to preliminary figures from the 1948 Census of Business released today by the Bureau of the Census, U. S. Department of Commerce.

Retail sales in the county during 1948 aggregated \$10.0 million, an increase of 257 percent over the \$2.8 million in 1939, when the preceding Census of Business was taken. Wholesale sales in the county reached a total of \$9.3 million in 1948 as compared with \$1.6 million in 1939. The service trades included in the Census of Business recorded receipts totaling \$351,000 in 1948 compared with \$72,000 in 1939.

Employment in the county also rose over the 9-year period between 1939 and 1948 for the above trades. Establishments in these trades reported a combined total of 540 paid employees for the workweek ended nearest November 15, 1948. This compared with a total of 312 employees reported for the week of November 15, 1939.

These preliminary figures have been derived from a Census report on Yuma County, Colorado. Final figures, superseding the preliminary data for Yuma County, will be included in a Bulletin for the State of Colorado to be issued in several months. Similar data will be made available this year in preliminary and final form for each of the counties and States. A single copy of the preliminary release for Yuma County as well as an order blank for other area releases may be obtained by writing to the Bureau of the Census, Washington 25, D. C.

Table 1.—CENSUS OF BUSINESS PRELIMINARY RESULTS FOR 1948, BY TRADE GROUP
YUMA COUNTY, COLO.

Trade group and kind of business	Number of establishments	1948 sales and receipts (Thousand dollars)	Active proprietors of unincorporated businesses Nov. 1948	Paid employees, workweek ended nearest Nov. 15, 1948	
				Total employees ¹	Full workweek employees
RETAIL TRADE, total.....	153	10,012	151	368	298
Food group.....	25	1,749	25	43	30
Eating and drinking places.....	20	440	22	53	44
General merchandise grp, general stores.....	13	772	11	44	28
Apparel group.....	10	271	12	11	5
Furniture-home furnishings-appliance grp.....	7	340	7	11	9
Automotive group.....	11	1,436	10	50	50
Gasoline service stations.....	27	843	26	26	20
Lumber-building-hardware group.....	22	2,982	19	89	82
Drug and proprietary stores.....	5	444	6	25	19
All other retail stores.....	13	735	13	16	11
WHOLESALE TRADE.....	29	9,268	17	119	x
SELECTED SERVICE TRADES, ^{2/} total.....	45	351	47	53	36
Personal services.....	25	233	25	37	32
All other service trades.....	20	118	22	16	4

x Not available.

1/ Includes employees paid for less than the full workweek.

2/ See General Description on this page for changes from the 1939 Census of Business in the coverage of Service Trades.

GENERAL DESCRIPTION OF PRELIMINARY RELEASES FOR THE 1948 CENSUS OF BUSINESS

This series of releases, of which one is planned for each county in the United States, presents preliminary results of the 1948 Census of Business. The information is based on reports submitted by business establishments for that Census. The figures shown are preliminary, and are subject to revision in the final Census publications, but the changes are expected to be relatively minor with respect to coverage. The final Census figures will be issued in a series of Business Census bulletins which will show additional detailed kind-of-business information for all places where there are a sufficient number of establishments.

The 1948 Census of Business was taken under the provision of the Act of June 19, 1948, which provides that the Business Census be taken for 1948 and for each fifth year thereafter. Previous Business Censuses were taken for the years 1929, 1933, 1935, and 1939.

Scope of the Census.—The 1948 Census of Business covered all establishments in the following trades, as defined by the Standard Industrial Classification Manual, May 1949 issue, of the Executive Office of the President: all retail trades; all wholesale trades; all service trades in the following four groups—personal services, business services, automobile repairs and services, and miscellaneous repair services; hotels; tourist courts and camps; and amusements, including motion picture theaters. Some important services not covered are radio broadcasting and television, medical and health, legal, educational, nonprofit, accounting, and domestic services.

This coverage is similar to that of the 1939 Business Census. However, "custom trades" and "services incidental to transportation," which are no longer included in the standard classification of the service trades, are not covered by the 1948 Census. In a number of localities, these exclusions as well as

other changes in the standard classification may have a considerable effect in comparing 1948 with 1939 data, particularly with respect to establishment count.


Establishment definition.—For Census purposes, a business establishment is defined to include only enterprises conducted from a recognizable place of business, provided that the annual sales were in excess of \$5,000 for a wholesale trade establishment and \$500 for establishments in other trades. A detailed analysis of coverage will be provided in future Censuses of Business publications.

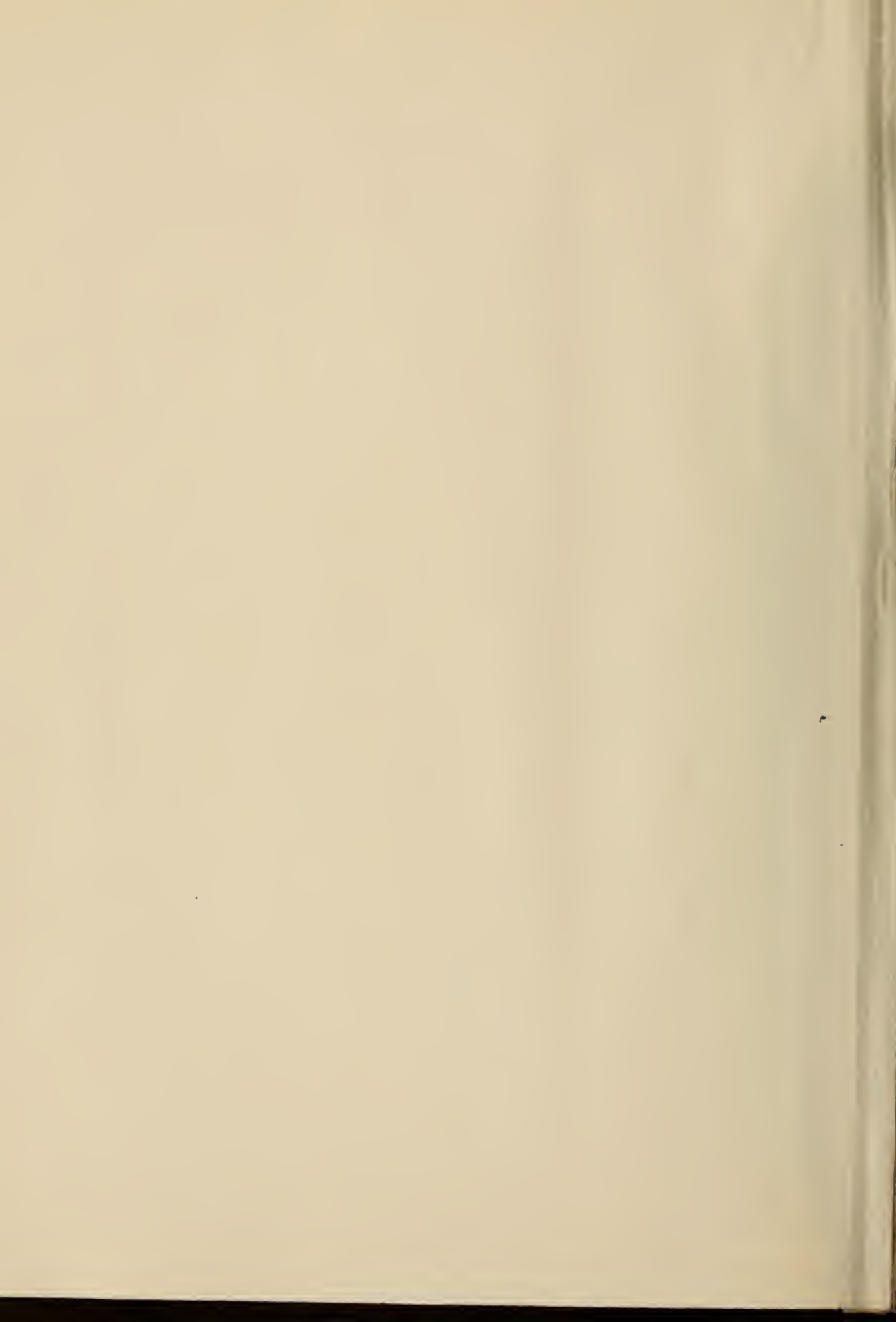
"Number of establishments" is the number of separate business locations, rather than the number of business companies or organizations, since the Census figures represent information reported separately for each business location or establishment. The establishment count reflects the number of places in business at the end of 1948 excluding administrative and executive offices of multiunit organizations, and "chain store" warehouses.

Sales and receipts.—"1948 sales and receipts" represents sales of merchandise and receipts from repairs and other services to customers. The figures reflect deductions for returned goods and allowances, but not for trade-in allowances; they exclude sales and excise taxes collected from customers and paid directly to any taxing agency.

Proprietors.—"Active proprietors..." represents owners and partners of unincorporated businesses who devoted the major portion of their time to the business in November 1948.

Employment.—"Number of paid employees..." represents all employees on the pay roll for the pay period ending nearest November 15, 1948. "Full workweek" employees, whether regular or seasonal, are those who in the November 15 pay period were paid for working at least the number of hours typically worked in a week by employees of the reporting establishment.







YNOLDS
ERY, INC.
MADE IN
U.S.A.

CB/Bureau of the Census Library



5 0673 01044478 7