

Contributing to Wikipedia



A guide to improving content on the online encyclopedia

I've been a Wikipedian since 2004. I contribute because I like helping to create a free, reliable reference work for the entire world. I'm happy to help you learn how to contribute, too, so you can add your knowledge and make Wikipedia better.



DRAFT: 16 DEC 13

Imagine a world in which every single human being can freely share in the sum of all knowledge. That's our commitment.



This is the vision for Wikipedia and the other Wikimedia projects, which volunteers from around the world have been building since 2001. Bringing together the sum of all human knowledge requires the knowledge of many humans — including yours!

What's included here:

This guide will walk you through how to contribute to Wikipedia, so the knowledge you have can be freely shared with others. You will find:

What Wikipedia is and how it works

How to navigate Wikipedia

How you can contribute to Wikipedia

Important policies that keep Wikipedia reliable

How to edit Wikipedia with the VisualEditor and using wiki markup

A step-by-step guide to adding content

Etiquette for interacting with other contributors

What is Wikipedia?

Wikipedia is one of the largest collaborative projects in history. With millions of articles and in hundreds of languages, Wikipedia is read by hundreds of millions of people on a regular basis.

A lot of content already exists on Wikipedia, but many important topics have poor coverage and some have no article at all. Wikipedia relies on contributors like you to keep information current, expand short “stub” articles, and create new articles on topics not already covered in your language Wikipedia. Contributions you make to Wikipedia can enlighten hundreds, thousands, or even millions of people worldwide.

When you make an edit to Wikipedia, you’re joining a community of hundreds of thousands of people — Wikipedians — who have freely contributed their knowledge to Wikipedia.

What you contribute to Wikipedia is free content and becomes part of the commons. It may be edited and reused by others under a free license.



WP:STATS



Want to see up-to-date statistics about Wikipedia? Type [WP:STATS](#) into the search bar as pictured above. The text WP:STATS is what’s known on Wikipedia as a shortcut. You can type shortcuts like this into the search bar to pull up specific pages. In this brochure, we designate shortcuts as | *shortcut* WP:STATS

Navigating Wikipedia pages

As you get started, it's helpful to familiarize yourself with the interface and how to navigate Wikipedia pages.

Talk

Each article has a corresponding Talk page where contributors can leave comments and suggestions, discuss changes, and ask for help from one another.

Featured content

Here you can find some of the best work on Wikipedia: articles, photographs, and other content that meet the community's highest standards.

Help

The Help pages, just like the articles, are written by Wikipedia contributors.

Community portal

The community portal lets you explore what's going on across Wikipedia, from news to collaborations to policy discussions.

Toolbox


This section has useful tools for getting more information about a page and its history.

Languages

These are the other language versions of Wikipedia — out of more than 280 — that have an article on the same topic.

Language settings

These settings allow you to change the language used for menus and select your keyboard layout.



WIKIPEDIA
The Free Encyclopedia


- Main page
- Contents
- Featured content
- Current events
- Random article
- Donate to Wikipedia
- Wikimedia Shop

▼ Interaction

- Help
- About Wikipedia
- Community portal
- Recent changes
- Contact page

► Tools

► Print/export

▼ Languages 

- Afrikaans
- Akan
- Alemannisch
- አማርኛ
- Ænglisc
- العربية
- Aragonés
- Azərbaycanca
- Bamanankan
- বাংলা
- Bân-lâm-gú
- Basa Banyumasan
- Башҡортса
- Беларуская
- Беларуская (тарашкевіца)
- भोजपुरी
- Български
- Boarisch
- Bosanski
- Brezhoneg
- Català

Article **Talk**

Encyclopedia

From Wikipedia, the free encyclopedia

This article is about the type of reference work.

An **encyclopedia** (also spelled **encyclopaedia**) is a type of *reference work* — a *compendium* holding *information* from either all branches of *knowledge* or a particular branch of knowledge.^[2] Encyclopedias are divided into *entries*, which are usually accessed *alphabetically*. Encyclopedia entries are longer and more detailed than *dictionaries*.^[3] Generally speaking, unlike dictionaries, encyclopedias focus on *linguistic* information about *words*, encyclopedias focus on *factual* information to cover the thing or person that the article name stands.^{[4][5][6][7]}

Encyclopedias have existed for around 2,000 years. The first encyclopedia in existence, *Naturalis Historia*, was written in *ca.* AD 77 by the Roman Elder. The modern encyclopedia evolved out of the *encyclopaedia* of the 17th century. Historically, some encyclopedias were published in one *volume*, but some, such as the *Encyclopædia Britannica*, are published in multiple volumes. The world's largest *Enciclopedia universal ilustrada europeo-americana* encyclopedias, such as *Wikipedia*, are electronic.

The word *encyclopedia* comes from the *Koine Greek* word for "education": *enkyklios* (ἐγκύκλιος), meaning "circular" or "education, rearing of a child";^[10] it was reduced to *encyclo-* and the phrase literally translates as "complete instruction".

Indeed, the purpose of an encyclopedia is to provide a general system to the men with whom we live. The men of preceding centuries will not become useful to us unless they are instructed, will at the same time become more useful if they are rendered a service to the human race in this way.

—Diderot^[12]

Contents [hide]

- 1 Characteristics
- 2 History
 - 2.1 Ancient times
 - 2.2 Middle Ages
 - 2.3 Renaissance
 - 2.4 18th–19th centuries
 - 2.5 20th century
 - 2.6 21st century
- 3 Etymology

What Wikipedians do

Volunteers contribute in more ways than one. Here are examples of what it takes to make Wikipedia happen.

Welcome newcomers and answer their questions



Copy edit articles



Upload photographs and illustrate articles



Monitor new articles and recent edits



Develop the free, open source software that runs Wikipedia



Discuss Wikipedia policies and help resolve disputes



Add new text and references



Review articles and make suggestions for improvement



Assign students to edit Wikipedia or help student editors learn the basics through the Wikipedia Education Program

Why contribute?



Today, I'm carrying on my grandfather's life work and his passion for recording local history and heritage. The difference is I have a tool my grandfather did not — Wikipedia.



We want a world that is more open, more educated, and more free. We want a world where knowledge is available to anyone that seeks it.



If what you write is accurate and well written, it will be read by large numbers of people every day. (If not, it will quickly disappear.)



When I have kids, I want them to know Nepal's culture and our rich history, and to learn it in our own language — and Wikipedia is making that possible.



I love knowing that I'm contributing to something bigger than myself.



Everybody reads Wikipedia. If they want to learn something, they turn to Wikipedia first. I know I've helped a little — maybe even a lot. And that's the greatest feeling I know.



On one side, you have a bunch of rich, powerful companies. They want to turn the web into a medium for consumption: interactive television meets shopping mall. On the other side, you have a bunch of people who think the internet can change the world.



But when I searched for it on Wikipedia, there was nothing. So I decided to write the article myself. To date, more than 18,000 people have read my article. Some have even added their own information and sources.



I learned to speak English by fighting vandalism on Wikipedia.

Preparing to edit

Anyone can edit Wikipedia, but there are some basic rules. Here are some of the most important ones to follow as you start editing:

Neutral point of view

Everything on Wikipedia must be written from a neutral point of view. Articles must not take sides, but instead should describe — accurately and without bias — all the significant viewpoints on the topic published in reliable sources. Argumentation or advocacy does not belong in Wikipedia articles.

No original research

Simply put, Wikipedia is not a place to publish original ideas. Rather, you should summarize what others have published in reliable sources about the topic. Articles may not contain any new analysis, and they should not synthesize published materials to reach broader conclusions beyond what the individual sources say.

Copyright and plagiarism

Since all contributions are freely licensed, no editor owns any article; all of your contributions can and will be edited and redistributed. Except for brief quotations, copying content from copyrighted sources onto Wikipedia is not allowed. Whether direct copying or close paraphrasing, plagiarism and copyright violation are disruptive and time-consuming for volunteers to clean up. It's important that all content you contribute to Wikipedia is written in your own words. (Public domain and freely licensed content may also be added to Wikipedia as long as it is properly attributed.)

Reliable sources

Information in Wikipedia needs to be verifiable, based on reliable published sources. You should include citations for the information you add to the encyclopedia, so that others can check it for themselves. The most reliable sources for Wikipedia are third-party sources with a reputation for fact-checking, such as books published by academic presses, peer-reviewed academic journals, and international newspapers. You should be using sources that represent significant viewpoints, rather than one-off studies or fringe work. Try to find the best and most reliable sources available on the topic.

Conflict of interest

If you have a conflict of interest about a particular topic — such as an employer or an organization you are a part of — you should avoid editing articles about it.

We've developed these policies and principles over the years so we can be sure that Wikipedia is as reliable and useful as possible.



What is Encyclopedic style?

Writing in an encyclopedic style and a formal tone is important when adding new content to Wikipedia. Instead of essay-like, argumentative, or opinionated writing, Wikipedia articles should have a straightforward, just-the-facts style. Here are examples of the do's and don'ts of encyclopedic writing.

Essay tone not appropriate for Wikipedia

Encyclopædia Britannica, although a celebrated and historically significant encyclopedia, has little relevance in modern society. Instead, most experts agree that the future of the encyclopedia genre belongs to Wikipedia and other wiki encyclopedias — created by regular folks like you and me. Ironically, while it was a great influence on Jimmy Wales and the intrepid new generation of amateur encyclopedists who created — and continue to create — Wikipedia, *Britannica* in recent years has come to symbolize everything wrong about the old ways of creating and distributing knowledge: top-down control, unaccountable gatekeepers who decide what does and does not merit coverage, copyright restrictions and high prices that limit access to the wealthy, and — in its current online form — intrusive advertising that undercuts the reliability and usability of its content.

Don't

- Structure your writing as an argument
- Use colloquial language or slang
- Use “weasel words” (like “most experts agree” or “some people say”)
- Inject personal opinion into the writing
- Use overly complex language and sentence structure

Encyclopedic style

Since the early 1990s, the *Britannica* has faced new challenges from digital information sources. In rapidly changing fields such as science, technology, politics, culture and modern history, the *Britannica* has struggled to stay up-to-date, a problem first analysed systematically by its former editor Walter Yust.^[1] Although the *Britannica* is now available both in multimedia form and over the Internet, its preeminence is being challenged by other online encyclopaedias, such as Wikipedia.^[2]

Do

- Use plain language
- Be brief
- Cite sources to back up factual claims
- Attribute viewpoints to the people who hold them
- Avoid stating conclusions, except when attributed to a specific source

Editing with the VisualEditor

With VisualEditor, you can see what your changes will look like as you edit, so you can focus on the content. Just click on the parts you want to change and start editing.

Editing toolbar

In edit mode, the toolbar lets you add formatting, references, images, and special page elements called templates (such as the infoboxes at the beginning of many articles). When you are finished editing, press the "Save page" button.

Lead section

The first sentence provides a definition of the topic, and the lead section goes on to summarize the key points covered in the article. This is the only section without a heading.

Images

Freely licensed images and other media files can be added to Wikipedia articles from Wikimedia Commons.

Citations

Inline citations in the body of the article are used to show where the information in each part of the text came from. The citation details appear as footnotes at the end.

Templates

Reusable pieces called templates are used to format information in standard ways, and to insert things like the banners that alert readers to problems with an article.

Body of the article

Headings — and sometimes sub-headings — break the article up into sections, and are used to generate the table of contents. Each section usually covers some significant aspect of the topic, so that readers can jump right to the information they are looking for.

Appendices and footnotes

After the main body of an article comes sections with additional information, such as related Wikipedia articles ("See also"), footnotes with details on the sources used ("References"), and a list of other websites readers could turn to for more information ("External links").

The screenshot shows the VisualEditor interface for the article "Encyclopedia". At the top, there's a navigation bar with "Article" selected and tabs for "Talk", "Read", "Edit source", "Edit talk", "View history", and "Search". Below this is a toolbar with various editing options like Paragraph, Bold (B), Italic (I), Link, Unlink, and More. The main content area shows the start of the article with a heading "Encyclopedia" and a sub-heading "From Wikipedia, the free encyclopedia". A warning box states: "This article is about the type of reference work. For other uses, see [Encyclopedia \(disambiguation\)](#)." The text begins with a definition: "An **encyclopedia** (also spelled **encyclopaedia** or **encyclopaedia**)^[1] is a type of reference work — a compendium holding a summary of information from either all branches of knowledge or a particular branch of knowledge.^[2] Encyclopedias are divided into articles or entries, which are usually accessed alphabetically by article name.^[3] Encyclopaedia entries are longer and more detailed than those in most dictionaries.^[3] Generally speaking, unlike dictionary entries, which focus on linguistic information about words, encyclopaedia articles focus on factual information to cover the thing or concept for which the article name stands.^{[4][5][6][7]}" An image of several encyclopaedia volumes is shown on the right. Below the image is a caption: "Brockhaus Enzyklopädie".

Characteristics

This section needs additional citations for verification. Please help improve this article by adding citations to reliable sources. Unreliable citations may be challenged and removed. *(June 2016)*

The modern encyclopedia was developed from the dictionary in the 18th century. Historically, both encyclopedias and dictionaries have been researched and written by well-educated, well-informed content experts, but they are significantly different in structure. A dictionary is a linguistic work which primarily focuses on alphabetical listing of words and their definitions. Synonymous words and those related by the subject matter are to be found scattered around the dictionary, giving no obvious place for in-depth treatment. Thus, a dictionary typically provides limited information, analysis or background for the word defined. While it may offer a definition, it may leave the reader lacking in understanding the meaning, significance or limitations of a term, and how the term relates to a broader field of knowledge. An encyclopedia is, allegedly, not written in order to convince, although one of its goals is indeed to convince its reader about its own veracity. In the terms of Aristotle's *Modes of persuasion*, a dictionary should persuade the reader through *logos* (conveying only appropriate emotions); it will be expected to have a lack of *pathos* (it should not stir up irrelevant emotions), and to have little *ethos* except that of the dictionary itself.

To address those needs, an encyclopedia article is typically non linguistic, and covers not a word, but a subject or discipline. As well as defining and listing synonymous terms for the topic, the article is able to treat it in more depth and convey the most relevant accumulated knowledge on that subject. An encyclopedia article also often includes many maps and illustrations, as well as bibliography and statistics.

Four major elements define an encyclopedia: its subject matter, its scope, its method of organization, and its method of production:

- Encyclopedias can be general, containing articles on topics in every field (the English-language *Encyclopædia Britannica* and German *Brockhaus* are well-known examples). General encyclopedias often contain guides on how to do a variety of things, as well as embedded dictionaries and gazetteers.^[citation needed] There are also encyclopedias that cover a wide variety of topics but from a particular cultural, ethnic, or national perspective, such as the *Greek Soviet Encyclopedie* or *Encyclopaedia Judaica*.

See also

- Bibliography of encyclopedias
- Biographical dictionary
- Encyclopedic knowledge
- Fictitious entry
- History of science and technology
- Lexicography
- Library science
- List of encyclopedias
- Thesaurus

Portals

Access related topics

- Literature portal
- Information science portal
- Education portal

Notes

- ¹ ↑ "encyclopedia" (online). Oxford English Dictionary (OED.com). Oxford University Press. Retrieved 2012-02-18.
- ↑ "Encyclopaedia". Archived from the original on 2007-08-03. Glossary of Library Terms. Riverside City College. Digital Library/Learning Resource Center. Retrieved on: November 17, 2007.
- ↑ According to some accounts, such as the *American Heritage Dictionary*,[?] copies of Latin manuscripts took this phrase to be a single Greek word, *enkyklopaedia*.
- ↑ Denis Diderot and Jean le Rond d'Alembert. *Encyclopédie*. University of Michigan Library.Scholarly Publishing Office and DLXS. Retrieved on:

References

- ↑ EtymologyOnline.
- ↑ "Encyclopaedia". *Encyclopaedia Britannica*. Retrieved July 27, 2010.
- ↑ Béjoint, Henri (2000). *Modern Lexicography*. Oxford University Press. ISBN 0-19-829951-6.
- ↑ Bergenholtz, H., Nielsen, S., Tarp, S., ed. (2009). *Lexicography at a Crossroads: Dictionaries and Encyclopedias Today*. Lexicographical Tools Tomorrow. Peter Lang. ISBN 978-3-03917-709-4.
- ↑ Blom, Philip (2004). *Enlightening the World: Encyclopedias, the Book that Changed the Course of History*. New York, Basingstoke, Palgrave Macmillan. ISBN 978-1-4039-8895-1. OCLC 57669780.
- ↑ Collson, Robert Lewis (1966). *Encyclopaedias: Their History Throughout the Ages*. New York, Basingstoke, Palgrave Macmillan. ISBN 0-03-060310-9.
- ↑ Kaffler, Frank A., ed. (1981). *Notable encyclopedias of the seventeenth and eighteenth centuries: nine predecessors of the Encyclopédie*. Oxford: Voltaire Foundation. ISBN 978-0-7294-0256-9. OCLC 10645778.
- ↑ Kaffler, Frank A., ed. (1994). *Notable encyclopedias of the late eighteenth century: eleven successors of the Encyclopédie*. Oxford: Voltaire Foundation. ISBN 978-0-7294-0487-8. OCLC 30787125.
- ↑ Needham, Joseph (1986). "Part 7, Military Technology: the Gunpowder Epic". *Science and Civilization in China. 5 — Chemistry and Chemical Technology*. Taipei: Caves Books Ltd. ISBN 978-0-521-30358-3. OCLC 59245877.
- ↑ Rosenzweig, Roy (June 2006). "Can History Be Open Source? Wikipedia and the Future of the Past". *Journal of American History* **93** (1): 117–46.

External links

- Hindupedia ↗, encyclopedia of Hindu Dharma
- CNET's encyclopedia meta-search ↗ (includes Wikipedia)
- Encyclopaedia and Hypertext ↗
- Internet Accuracy Project↗ — Biographical errors in encyclopedias and almanacs
- Encyclopaedia ↗ — Diderot's article on the Encyclopaedia from the original *Encyclopédie*.
- De expensetis et fugiendis rebus ↗ — First Renaissance encyclopedia
- Errors and inconsistencies in several printed reference books and encyclopedias ↗
- Digital encyclopedias put the world at your fingertips ↗ — CNET article
- Encyclopedias online ↗ University of Wisconsin — Stout listing by category

Wikimedia Commons has media related to **Encyclopedias**.

Look up **encyclopædia**, **encyclopaedia**, or **encyclopædic** in Wiktionary, the free dictionary.

Wikisource has original works on the topic: **Encyclopedias**

Editing with wiki markup

Wiki markup is the original form of editing Wikipedia articles (and on some browsers, it will be the only form available). It gives you precise control over the content and appearance of the page, once you understand how it works. Some of the underlying wiki markup for an article is pictured below. See how many of the corresponding elements you can find in the VisualEditor illustration.

1 `[[File:Brockhaus Lexikon.jpg|thumb|300px|'[[Brockhaus Enzyklopädie]]']]]`

2 An '''encyclopedia''' (also spelled '''encyclopaedia''' or '''encyclopædia''') is a type of [[reference work]] - a [[compendium]] holding a summary of [[information]] from either all branches of [[knowledge]] or a particular branch of knowledge.<ref>"Encyclopedia" in Glossary of Library Terms. Riverside City College. Digital Library/ Learning Resource Center. Accessed 2007-11-17.</ref> Encyclopedias are divided into [[article (publishing)|article]]s or entries, which are

5 Encyclopedias have existed for around 2,000 years; the oldest still in existence, '''[[Naturalis Historia]]''', was written ca. AD 77 by [[Pliny the Elder]]. The modern encyclopedia evolved out of dictionaries around the 17th century. Historically, some encyclopedias were contained in one [[volume]], but some, such as the '''[[Encyclopædia Britannica]]''' or the world's largest '''[[Enciclopedia universal ilustrada europeo-americana]]''', became huge multi-volume works. Some modern encyclopedias, such as [[Wikipedia]], are electronic and are often freely available.

6 `==Characteristics==`

The modern encyclopedia was developed from the [[dictionary]] in the 18th century. Historically, both encyclopedias and dictionaries have been researched and written by well-educated, well-informed content [[expert]]s, but they are significantly different in structure. A dictionary is a linguistic work which primarily focuses on alphabetical

Four major elements define an encyclopedia: its subject matter, its scope, its method of organization, and its method of production:
* Encyclopedias can be general, containing articles on topics in every field (the English-language '''Encyclopædia Britannica''' and German '''[[Brockhaus Enzyklopädie|Brockhaus]]''' are well-known examples). General encyclopedias often contain guides on how to do a variety of things, as well as embedded dictionaries and [[gazetteer]]s.<{{citation needed}}>

7

8 `==Notes==<references />`

`==External links==`

*`[http://www.hti.umich.edu/cgi/t/text/text-idx?c=did;cc=did;idno=did222.0000.004;rgn=main;view=text Encyclopedia - Diderot's article on the Encyclopædia from the original [[Encyclopédie]].`
* `[http://digicoll.library.wisc.edu/HistSciTech/subcollections/CyclopaediaAbout.shtml Chambers' ''Cyclopaedia'', 1728, with the 1753 supplement`
9 * `[http://www.1911encyclopedia.org/ ''Encyclopædia Britannica'', 11th ed., 1911, at the LoveToKnow site.`

10 `[[Category:Encyclopedias]]
[[Category:Reference works]]`

For more wiki markup help, see the Wiki markup cheatsheet on page 19 or visit the reference page | *shortcut* H:MARKUP

1 Image

Double square brackets around the title of a photo from Wikimedia Commons will insert the image. Pipes separate optional parameters to control how the image is displayed. The most common way is with two parameters: the word "thumb" to use the standard thumbnail format, and a descriptive caption that appears beneath the image.
`[[File:Example.jpg|thumb|caption]]`

2 Bold

Three single quotation marks before and after a string of text will make that text bold. Bold is usually used for the subject of an article in the first sentence.
`'''bold text'''`

3 Citation

Opening and closing ref tags are used to cite a source. An automatically-numbered superscript will appear at the location of the ref tags, and the content will appear as a footnote in the references section.
`<ref> citation text </ref>`

4 Internal link

Double square brackets around a term create a link to the article of that name. Adding a pipe and another string of text before the closing square brackets changes the link text.
`[[article title|text]]`

5 Italic

Two single quotation marks begin and end a segment of italic text.
`''italic text''`

6 Heading

A pair of double equals signs mark a line as a heading. Triple equals signs make a sub-heading.
`==Heading==`

7 Template

Double braces are used for templates, which are reusable page elements that serve a wide variety of purposes. The first thing after the opening braces is the name of the template. Pipes separate the parameters, which are additional inputs for some templates that can change the way the template works or the information it displays.
`{{template name|parameter}}`

8 References

The references tag, or an equivalent template, sets the location where the footnotes show up — typically in a "Notes" or "References" section near the end.
`<references />`

9 External link

A single square bracket, followed by a url, a space, label text, and a closing square bracket makes a normal hyperlink. Typically, these are not used in the body of an article, only in footnotes or an "External links" section.
`[http://www.example.com text]`

10 Category

At the end of an article, double square brackets around a string that starts with Category: adds an article to the specified category. Categories are used to organize Wikipedia articles into related sets.
`[[Category:Something]]`

Adding content, step by step

These images show how one contributor added new information to the article on Penny Cyclopaedia.



This screenshot shows the Wikipedia article for "Penny Cyclopaedia" before any edits. The page includes the standard Wikipedia header with the user name "Ephraim Chambers" and navigation links like "Talk", "Sandbox", "Preferences", "Beta", "Watchlist", "Contributions", and "Log out". The article title is "Penny Cyclopaedia" with a subtitle "From Wikipedia, the free encyclopedia". The main text reads: "The Penny Cyclopaedia of the Society for the Diffusion of Useful Knowledge was a multi-volume encyclopedia edited by George Long and published by Charles Knight alongside the Penny Magazine. The volumes were published from 1833 to 1843." Below this, there is an "External links" section with two links: "Penny Cyclopaedia digitised on Google Book Search" and "Hathi Trust, fulltext". A notice at the bottom states: "This article about an encyclopedia is a stub. You can help Wikipedia by expanding it." The categories listed are "1833 books", "British encyclopedias", "English-language encyclopedias", and "Encyclopedia stubs". The page was last modified on 10 December 2013 at 17:38.

The article before editing...



This screenshot shows the same Wikipedia article after editing. A green notification box at the top says "Your edit was saved." The main text has been updated to: "The Penny Cyclopaedia of the Society for the Diffusion of Useful Knowledge was a multi-volume encyclopedia edited by George Long and published by Charles Knight alongside the Penny Magazine. Twenty-seven volumes and three supplements were published from 1833 to 1843. The unnamed contributors to the Penny Cyclopaedia included many notable figures of the period, including Henry Ellis, John Kitto, Charles Knight, George Henry Lewes, Augustus De Morgan, James Paget, George Richardson Porter, Thomas Southwood Smith, and Ralph Nicholson Wornum.^[1] Herman Melville is known to have used the Penny Cyclopaedia while writing Moby-Dick and other novels, and scholar Paul McCarthy has suggested that the encyclopedia's coverage of moral insanity and monomania may have influenced Melville's characters in Moby-Dick and other writings.^[2]" The "Notes" section now contains two references: "1. ^ Baker, William (September 1974). "George Henry Lewes and the 'Penny Cyclopaedia': Twenty-Seven Unattributed Articles". *Victorian Periodicals Newsletter* 7 (3): 15–18. Retrieved 6 December 2013." and "2. ^ McCarthy, Paul (1987). "Forms of Insanity and Insane Characters in Moby-Dick". *Colby Quarterly* 23 (1): 1–14. Retrieved 6 December 2013." The "External links" section remains the same. The notice at the bottom is updated to: "This article about an encyclopedia is a stub. You can help Wikipedia by expanding it." The categories are the same. The page was last modified on 10 December 2013 at 17:42.

...and the article after changes were saved.

This image shows what the contributor added and the markup they used. Follow these steps and you too can add content to a Wikipedia article.

Step 1: Pick a topic you want to write more about.

Step 2: Find a reliable source that covers the topic better than the current Wikipedia article.

Step 3: Now comes the fun part. Click the Edit button! ¹

Step 4: Add some of what is missing. Using the source you've found, summarize the information you want to add in your own words. ²

Step 5: At the end of your new block of text, add a reference. In the edit toolbar — whether you're using wiki markup or the VisualEditor — you can click the 'reference' icon to cite your source. ³

Step 7: In the 'edit summary' field, add a brief description of what you've done in your edit. ⁴ (With the VisualEditor, you'll be prompted for an edit summary after you click **Save page**.) The edit summary helps other editors understand what you are doing.

Step 6: Now it's time to save your changes. Be sure to click **Save page**. ⁵

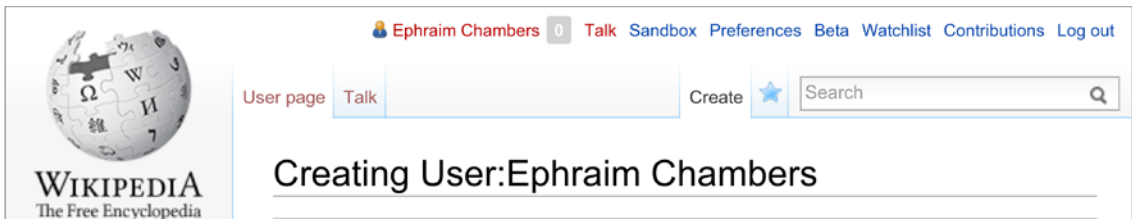
The screenshot shows the Wikipedia edit interface for the article "Penny Cyclopaedia". At the top, the user "Ephraim Chambers" is logged in, with links for "Talk", "Sandbox", "Preferences", "Beta", "Watchlist", "Contributions", and "Log out". The article title is "Editing Penny Cyclopaedia". A warning message states: "Content that violates any copyrights will be deleted. Encyclopedic content must be verifiable. Work submitted to Wikipedia can be edited, used, and redistributed—by anyone—subject to certain terms and conditions." The edit toolbar includes icons for bold, italic, link, unlink, image, and a "Cite" button (marked with a 3). The article text contains a paragraph about the "Penny Cyclopaedia" and a new paragraph (marked with a 2) about its contributors, including Herman Melville. The new paragraph includes a citation: "The unnamed contributors to the 'Penny Cyclopaedia' included many notable figures of the period, including [[Henry Ellis]], [[John Kitto]], [[Charles Knight]], [[George Henry Lewes]], [[Augustus De Morgan]], [[James Paget]], [[George Richardson Porter]], [[Thomas Southwood Smith]], and [[Ralph Nicholson Wornum]].<ref>{{cite journal|last=Baker|first=William|title=George Henry Lewes and the 'Penny Cyclopaedia': Twenty-Seven Unattributed Articles|journal=Victorian Periodicals Newsletter|year=1974|month=September|volume=7|issue=3|pages=15-18|url=http://www.jstor.org/stable/20085023|accessdate=6 December 2013}}</ref> [[Herman Melville]] is known to have used the 'Penny Cyclopaedia' while writing ''[[Moby-Dick]]'' and other novels, and scholar Paul McCarthy has suggested that the encyclopedia's coverage of [[moral insanity]] and [[monomania]] may have influenced Melville's characters in 'Moby-Dick' and other writings.<ref>{{cite journal|last=McCarthy|first=Paul|title=Forms of Insanity and Insane Characters in Moby-Dick|journal=Colby Quarterly|year=1987|volume=23|issue=1|pages=1-14|url=http://digitalcommons.colby.edu/cgi/viewcontent.cgi?article=2659&context=cq|accessdate=6 December 2013}}</ref>". Below the text are sections for "Notes", "References", and "External links", with the latter containing links to Google Book Search and Hathi Trust. The "Cite your sources" toolbar is visible. The "Edit summary" field (marked with a 4) contains the text: "added information about notable contributors, and possible influence on Herman Melville's writing". At the bottom, there are buttons for "Save page" (marked with a 5), "Show preview", "Show changes", and "Cancel".

Don't worry. If you make a mistake, you can always make more changes or restore a previous version of the article.

User pages and Talk pages

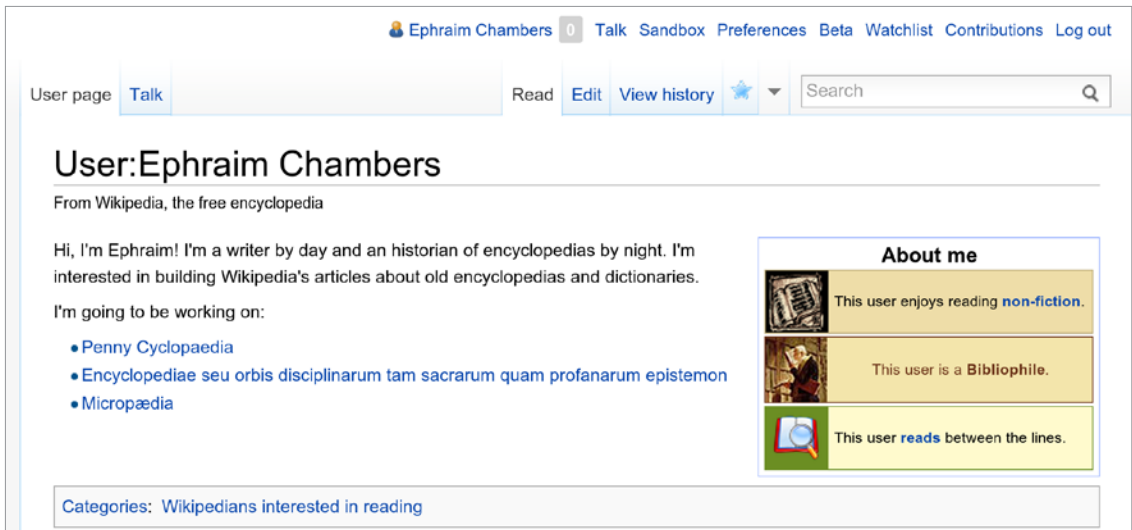
Wikipedia has other types of pages beyond articles. As you start editing, you might also want to create your [User page](#) to let others get to know you a little bit.

At the top right (if you are logged in) you will see your username, which you can click to reach your User page. Links to pages that do not exist — such as your User page if you have not created it yet — are colored red, instead of the typical blue.



If you click the [Create](#) button on one of these pages, you can start from a blank page. A User page is a place to write a little bit about yourself, to give other contributors an idea of who you are and what you're interested in. You can share as much or as little as you like.

When you [Save](#) the page, your red link will turn blue!



You also have a [User Talk page](#), where other contributors can leave messages for you. If you want to contact another contributor, you can navigate to their Talk page and leave a message at the bottom.

You should sign your messages on Talk pages; clicking the Signature button in the edit toolbar will insert four tildes (~~~~), the special wiki markup for inserting your username along with the date and time of your message.



This icon on the edit toolbar is the Signature button

Interacting with the community

Every article has its own [Talk page](#), too. These Talk pages can be used to make suggestions, post new sources, point out problems, and discuss changes that contributors disagree about.

The article claims that the Greek word is εγκυκλοπαιδεία it seems to me that it should be εγκυκλοπαιδεία. Also, εγκυκλοπαιδεία would never mean "general." It means "in a circle." How can this mean "general"? [Lestrade \(talk\)](#) 23:55, 20 April 2011 (UTC) [Lestrade](#)

It doesn't mean "well rounded education" either, that would be "eúyclopedia" [ἐύκυκλοπαιδεία]. "v" = "n" and "ü" = "u." [Lestrade \(talk\)](#) 03:13, 22 April 2011 (UTC) [Lestrade](#)

- When the prefix εν combines with a word beginning in κ, it regularly becomes εγ.
- The original Greek phrase was εγκύκλιος παιδεία, "encyclical education", the circle of arts and sciences considered by the Greeks as essential to a liberal education" (OED). See [the Liddell and Scott definition III.3](#) of εγκύκλιος 'general education, prior to professional studies'. The current writeup is a bit confusing; I will work on it. --[Macrakis \(talk\)](#) 18:38, 16 March 2012 (UTC)

Nationalistic bias [\[edit\]](#)

I think this article is affected by a nationalistic bias, particularly in two sentences. Firstly there was written that sir Browne's work was the first to be titled encyclopedia. This information was evidently incorrect, since Aventinus and Skalić used this title before. Likely, Browne was the first one in English. So I added the words "in English". However, I have no source about that. Secondly, the article says that Harris was the first one to write an alphabetical encyclopedia. That, too, is incorrect. In fact, it's evident that also Moréri, Furetière and Bayle's works were alphabetical (not to mention Etymologiae or Suida) and theirs, too, like Harris', were specialistic dictionaries more than true encyclopedias. So, also in this case I think that Harris was the first in English. The reason why I'm so angry about the nationalistic bias in this article is that it's been translated in many other languages, so that these deceitful informations have been spread throughout the wikipedias. [Lele giannoni \(talk\)](#) 10:43, 13 May 2012 (UTC)

Unresolved link [\[edit\]](#)

What makes a scholarly encyclopedia? is broken and now points to the general Duke library website [\[\[5\]\]](#), rather than to <http://www.lib.duke.edu/lilly/artsearch/guides/discussion%20guides/scholarlyencycl.htm> [Robertekraut \(talk\)](#) 20:40, 30 July 2012 (UTC)

Vandalism revert [\[edit\]](#)

I undid several of the latest revisions because of vandalism.



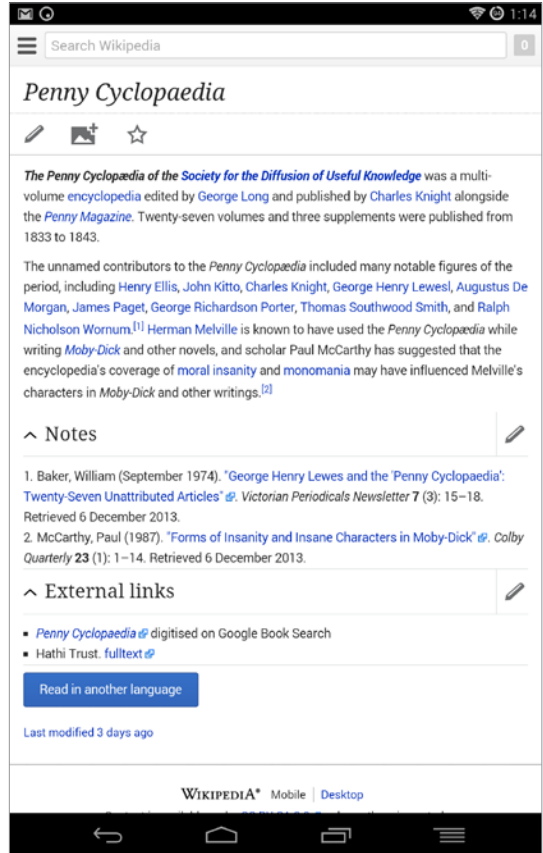
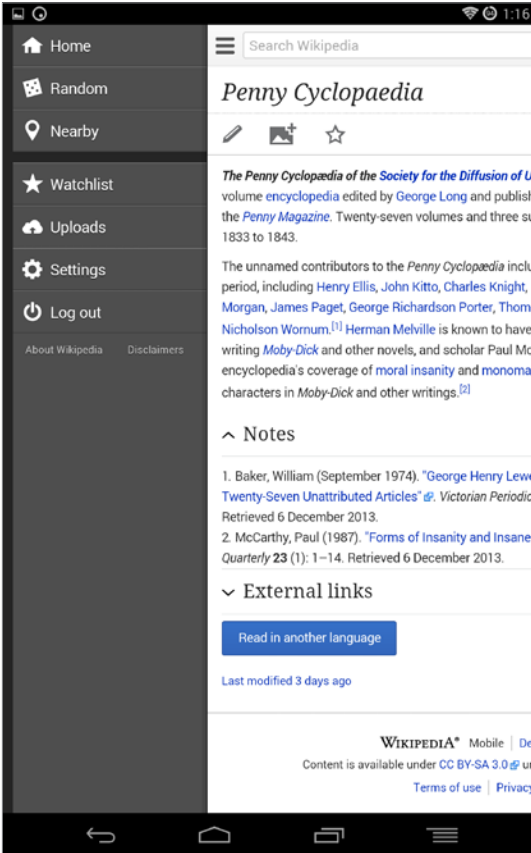
Look, a new Notification! 1
These let you know when someone mentions your username, thanks you for an edit, or leaves a message on your User Talk page.

One important guideline for community discussions on Wikipedia is to be respectful and civil. Even if you get into disagreements, you should *assume good faith* on the part of other contributors. They almost always have the same goal you do — to make Wikipedia better. Keep the discussions focused on content, rather than making them about individual contributors.



Mobile editing

In addition to the traditional desktop interface, Wikipedia has a streamlined mobile version that you can use to both read and edit. Just visit Wikipedia on your smartphone or tablet, then log in.



As a mobile user, you may be able to:

- Edit articles
- Upload and add photos
- Add articles to your watchlist
- Check your Notifications
- Check your watchlist
- See which place articles are nearby

More about English Wikipedia

Each language version of Wikipedia is different (although there is a lot in common across languages as well). These are some of the things specific to English Wikipedia that you may find useful.

Wikipedia Signpost

The *Signpost* | *shortcut* WP:SIGNPOST is a weekly community newspaper, covering Wikipedia-related news and research, important discussions, new Featured content, and more. You can even *subscribe* to have it delivered to your Talk page each week.



Uploading non-free images

In general, only freely licensed or public domain images can be used to illustrate Wikipedia articles, and these should be uploaded to Wikimedia Commons (commons.wikimedia.org). However, limited exceptions are allowed on English Wikipedia under the non-free content rules. | *shortcut* WP:NONFREE Non-free images uploaded to Wikipedia without a clear justification under the rules will be deleted.



Images

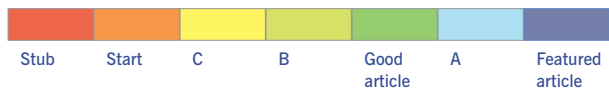
WikiProjects

WikiProjects are groups of contributors who have a common interest when it comes to editing Wikipedia. Browsing the existing WikiProjects *shortcut* WP:WIKIPROJECT and joining ones that interest you can be a good way to find things you want to work on and connect with other Wikipedians.



Wikipedia 1.0 assessments

WikiProjects on English Wikipedia have a system for rating the quality and importance of articles, known as the Wikipedia 1.0 assessments. | *shortcut* WP:ASSESS For quality, these ratings go from Stub (just the beginnings of an article) to Start to C-class to B-class, and then the formally reviewed ratings of Good article, A-class and Featured article.



You can see the ratings for an article at the top of its Talk page, and most WikiProjects maintain a table showing how many articles related to that WikiProject have each rating. Browsing WikiProjects for Stub and Start articles is a good way to find new topics to work on.

Evaluating Wikipedia article quality

The quality of Wikipedia articles varies widely; many are very good, but some lack depth and clarity, contain bias, or are out of date. In general, high-quality articles have these elements:

- a lead section that gives an easy-to-understand overview,
- a clear structure,
- balanced coverage,
- neutral content, and
- reliable sources.

Additional information about article quality is available by consulting the “Evaluating Wikipedia” brochure (see below).


Additional resources



Evaluating Wikipedia: Tracing the evolution and evaluating the quality of articles

How articles evolve, elements of good quality articles, and signs of poor quality articles are all covered in this guide.


<http://education.wikimedia.org/evaluating>



Illustrating Wikipedia: A guide to contributing content to Wikimedia Commons

A companion guide covering Wikimedia Commons, the media repository for images used on Wikipedia. The brochure covers what Wikimedia Commons is, how to upload files, how to use files, and the basics of free licenses.

<http://education.wikimedia.org/illustrating>




Instructor Basics: How to use Wikipedia as a teaching tool

This brochure offers best practices for educators looking to assign students to contribute to Wikipedia as part of their course curriculum.

<http://education.wikimedia.org/instructorbasics>

Wiki markup cheatsheet

These examples cover the formatting needed most often when editing Wikipedia articles with wiki markup. For more help, see | *shortcut* H:MARKUP

Description	What you type	What you get
Italic	<code>'<i>italic text</i>'</code>	<i>italic text</i>
Bold	<code>'bold text'</code>	bold text
Section headers	<code>==Heading text==</code> <code>===Heading text===</code> <code>====Heading text====</code>	Heading text <hr/> Heading text <hr/> Heading text
Link to another Wikipedia page (Internal link)	<code>[[Denis Diderot]]</code>	Denis Diderot
Link with different text	<code>[[Denis Diderot Diderot]]</code>	Diderot
Link to another Wikipedia article (External link)	<code>[http://loc.gov Library of Congress website]</code>	Library of Congress website
Bulleted list	<code>* Wikipedia</code> <code>* Encyclopédie</code>	<ul style="list-style-type: none">• Wikipedia• Encyclopédie
Numbered list	<code># A - Azymites</code> <code># B - Cézimbra</code>	<ol style="list-style-type: none">1. A - Azymites2. B - Cézimbra
Image with caption	<code>[[File:Example.jpg thumb Caption text]]</code>	
Signature and timestamp (for Talk pages)	<code>~~~~</code>	Username (talk) 19:50, 11 December 2013 (UTC)
Citation	<code><ref>[http://example.org Example.org], additional text.</ref></code>	Page text. ^[1]
Display references	<code><references /></code>	Example.org , additional text.

Glossary

edit summary

A brief explanation of an edit to a Wikipedia page, which helps other contributors follow the development an article and understand the intention of the edit.

free license

A public copyright license that ensures the freedom to use and study a work, to make and redistribute copies of it, to make changes and improvements, and to distribute derivative works, by any person for any purpose. Wikipedia — and each individual contribution to it — uses the Creative Commons Attribution-ShareAlike license, which is a free license. See | *shortcut* WP:CC-BY-SA to learn more.

history

The record of a Wikipedia page, accessible through the *View history* tab, that shows every edit made. Any two versions can be compared to see the specific differences (known as a *diff*), and previous versions can be restored.

markup

The special code used to format a Wikipedia page. See the cheatsheet (page 19) for the basics, or go to | *shortcut* H:MARKUP for more detail.

Notification

A message for you that shows up at the top of a Wikipedia page. If you want to let someone know you replied to them, you can create a Mention Notification by including a link to their User page in a signed Talk page message.

parameter

A bit of text, separated from other bits with a pipe character (`|`), that is used to control how images, templates and other wiki markup appear on a page.

stub

A short, undeveloped article with plenty of room for expansion. Adding content to stubs is a good way for new contributors to get started.

Talk page

The discussion space for an article or other Wikipedia page, where you can talk about the contents of the page with other contributors.

templates

A way of automatically including the contents of one page within another. For instructions on using them, see | *shortcut* H:T

User page

The personal page of an individual contributor, which begins with “User:” followed by their username. Wikipedians can use their User pages to share information about themselves and their interests, list the articles they have worked on or want to work on, and much more.

Wikimedia Commons

The media repository for Wikipedia and many other wikis, where you can contribute freely licensed photos, diagrams, videos, and other media files for illustrating Wikipedia.

Wikipedian

Someone who helps build Wikipedia. Common synonyms include *contributor*, *user*, *editor*, and *community member*.

All images from Wikimedia Commons are under a CC BY-SA license or public domain unless otherwise stated. The content contained within is available under the Creative Commons Attribution-ShareAlike License v.3.0 (<http://en.wikipedia.org/wiki/Wikipedia:CC-BY-SA>) or any later version.



The trademarks and logos of the Wikimedia Foundation and any other organization are not included under the terms of this Creative Commons license. Wikimedia Foundation, Wikipedia, Commons, MediaWiki, Wiktionary, Wikibooks, Wikidata, Wikisource, Wikinews, Wikiquote, Wikiversity, Wikivoyage, Wikispecies, and Meta-Wiki are pending trademark registration or are registered trademarks of Wikimedia Foundation.

For more information, please see our Trademark Policy page, http://wikimediafoundation.org/wiki/Trademark_Policy.

For other questions about our licensing terms or trademark policy, please email legal@wikimedia.org



10% post-consumer recycled fiber, elemental chlorine-free process, produced using renewable power