

User Interface Design

Group Members:


Sridhar Karnati

Jaswanth Baikan

Rathish Reddy Yedla

Here you can see the website of the drivingskills.on.ca. As per the standards of UI, It doesn't follow communication design principles, Interaction design. The home page is very long and it is messy with the information placed all over the page. the website has navigation bar at the middle of the page and it is not easy for the user to find that easily, as it mixes with the flashy icons and content.

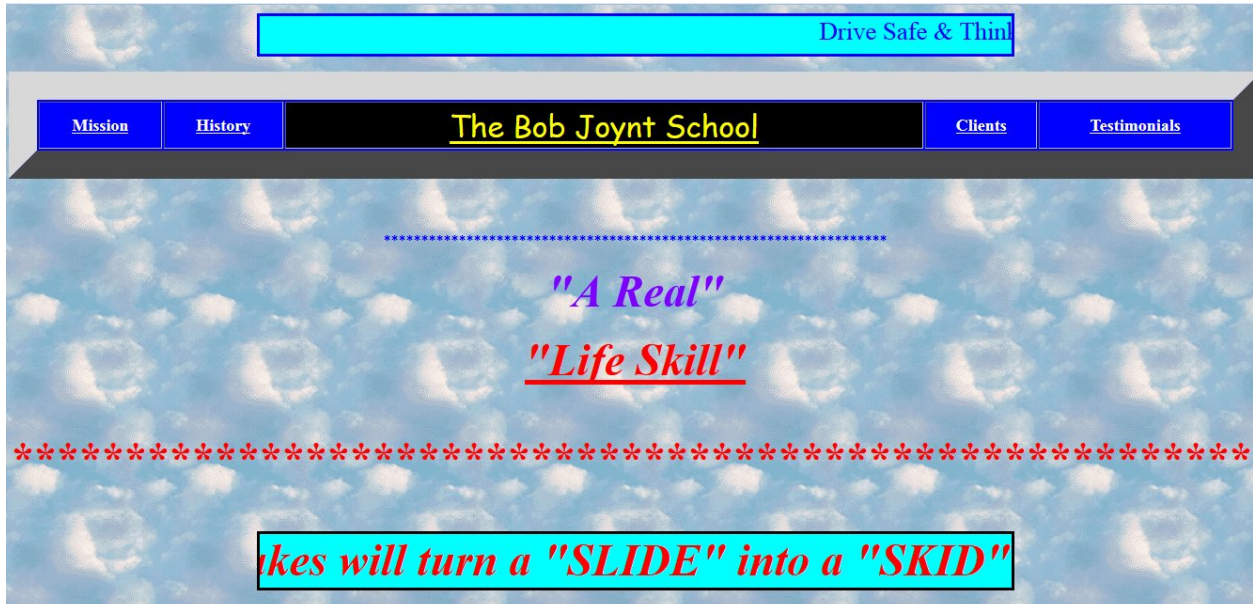
User has to see all the information scrolling down of the page to find the contact information which makes user to waste the time. Even though the website has same font all over the page, over sue of colors make the users feels like distracting and it is not meaningful.



Also the web page has different advertisements which make messy for the user to watch. Many hyperlinks are created in the middle of the page.

The colors of the font are overlapped with the background which makes users unable to see the information placed on the webpage.

In below screenshot the design is so bad and this menu comes in the middle. They doesn't have proper navigation. Instead of using many pages they have made this website in a single page and user needs to scroll down for the content.



Also the content is not clearly displayed which shows the communication driven design process has not satisfied with their design. User have to search the content wasting time. Users will be in a confusion while seeing this website.



Visual appearance of the website is very bad and the background of the website with the font used will not enable user to read the content. To a user, background image is not clear how it relates to safer driving.

30 years later we have past students sending their children !!

***The "First & Only School" in Eastern Ontario
to SPECIALIZE In
Emergency Driving Skills & Techniques !!***

Other Schools can "show & tell".

***We instruct you, then let you practice on our tires
(approx. 250 - 300 skids / day)
until you are
EXPERIENCED and CONFIDENT !!***

***Course Content
click here***

***You Will Learn !!
click here***

Here we can see that the UI elements are not correctly placed and it leaves the user not to understand what is happening in this website.

Email your comments. It takes your interest and efforts to make our roads safer for everyone !

BETTER ROADS WILL NEVER CREATE SAFER DRIVERS !!

"Mailing Address - * Not school Location*"

BOB JOYNT / CONTROL DRIVING SKILLS

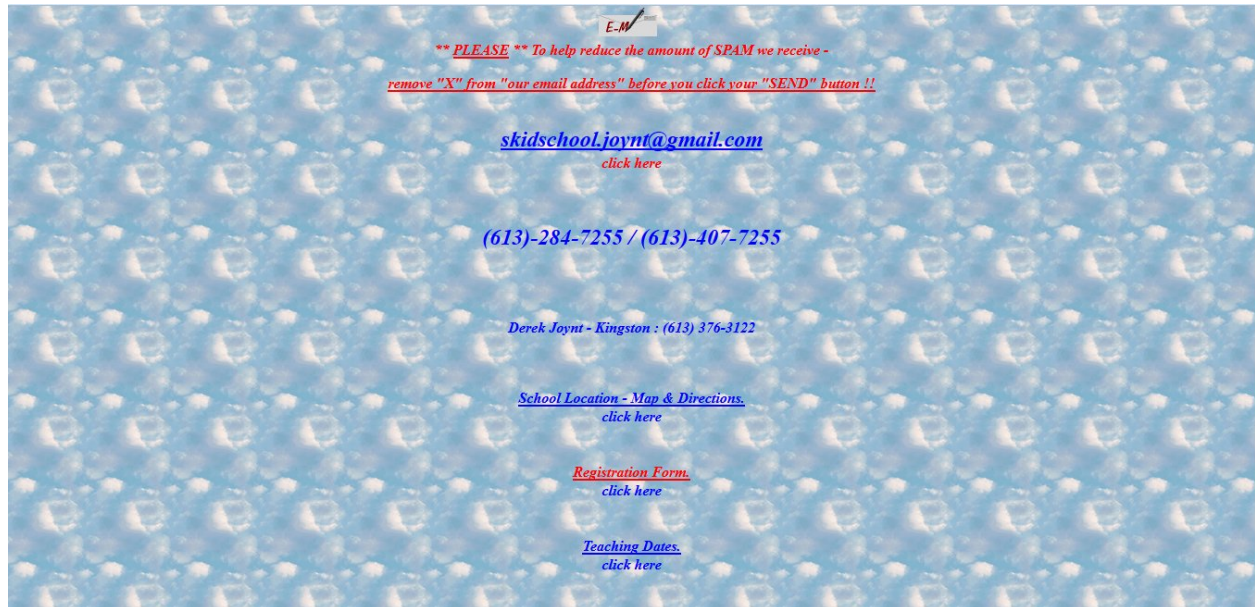
137 Golf Club Road

SMITHS FALLS. ONTARIO.

K7A 4S5

"For SCHOOL LOCATION (1779 Nolans Road), refer to MAP page "

User interaction with this website is very bad. It doesn't give the communication to the users. It has all the information but it is not properly paced.



Analysis

First of all we need to make the navigation bar top of the home page. Whenever the user visits the website he will look at the navigation bar to know more about the site. It helps the user to take a look with little time. As scrolling in the webpage doesn't give interest for the user to view more about the site.

In most of the website we see the logo and name in the starting of the page but in this website it is placed in the middle which gives confusion for the user without any name of the site on the page. user feels whether they are in the right website or not. So, we need to put the name and logo on the top of the page.

Most of the websites need search box which is easy for the user to search quickly without looking into the pages.



Logo and name



As it is a driving school it can have the different pages like Home page, Services page, Registration, Branches and Contact us.

Navigation bar looks like this



Placing the items with their respective pages will help the user understand and give clarity what they are for. So users can clearly navigate between the pages. We are just moving the related content to their respective pages which will give in detail about them.

Services page

In this page users can see the different training services they provide like 2 weeks training, 4 weeks training, Driving classes etc. When user clicks it displays the content in the right side.



▶▶▶ SERVICES OFFERED

Teen Classes

Adult Classes

License testing

Handicapped Driver Training

Registration

This page contains the registration form for joining the driving school. This is not for login.



▶▶▶ STUDENT INFORMATION

Student First Name: *

Student Last Name: *

Contact Email: * (This will be your future login UserName)

Choose Password: * (For future login use)

Student Legal Name: *

Student Address: * Apt / Unit

City: *

State: *

Zip: *

Home Phone: *

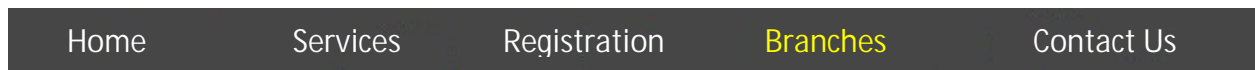
Student Cell Phone:

Licence / Permit #:

Student Gender: *

Student Birthdate: * (mm/dd/yyyy)

Branches



**ENTER YOUR ZIP CODE TO
FIND THE LOCATION
NEAREST TO YOU**

FIND LOCATIONS

When user opens this page they are prompted to enter the zip code, according to zip code it shows the branches located. If there are no branches located with that zip code, it will show branches located nearby.

Contact us

This page will contain the details like address, phone num and e-mail for contacting them.

[Home](#)

[Services](#)

[Registration](#)

[Branches](#)

[Contact Us](#)

 **CONTACT INFORMATION**

Address

137 Golf Club rd
Smith falls, Ontario
KA 43567

Email

Questions: questions@drivingscholls.com
Schedule: schedule@drivingscholls.com
Comments: comments@drivingscholls.com

Phone Numbers

Branch 1: 412-456-4357
Branch 2: 412-456-4457
Branch 3: 412-456-4557

