

## **Historic, Archive Document**

Do not assume content reflects current scientific knowledge, policies, or practices.



62.69

CATALOGUE OF THE

# CHICASKIA VALLEY NURSERIES



J. Willis Tetrick, Proprietor  
**BLACKWELL, OKLAHOMA**

# To Our Friends and Customers

In presenting this plain little catalogue, we wish to thank our many friends and customers for their very liberal patronage, by which we have been enabled to continue in the business and to improve and enlarge it every year.

It has always been our aim to have the best of everything for our customers, offering old standard varieties as well as any new fruit or plant worthy of cultivation in our climate. During our 35 years experience in the Southwest, it always has been our ambition to keep at the head of our profession. While we are the third generation at the business which we cannot help, we do not wish to imply that we know it all. Far from it, we are learning every day. We have grown and developed with Blackwell, which was a town of rag-tents when we came here. Now you will find a modern and progressive city of 12000 inhabitants, with fine buildings and many paved streets.

Blackwell is located on the Chickaskia River. Three lines of the Santa Fe and one of the Frisco System enable us to give our customers a regular and prompt shipping service by freight, express and parcel post. We are pleased to refer intending purchasers to any bank or business firm in our city.

We are aware, there are more gorgeous catalogues, beaming with bright colors and splendor. However we are second to none in giving our customers the best of quality and service. Always remembering that skill, industry and zeal should characterize everyone in this great and glorious work, leaving this old world a better place to live in.

Yours for the more beautiful and fruitful

J. WILLIS TETIRICK.

Nurseries, Two blocks East of Frisco Depot

Long Distance Phone Number 234

# Information For Intending Purchasers

---

**The Order Blank** accompanying this catalogue is for the convenience of customers and we will appreciate their using it, as it will greatly simplify the filling of the order.

**Always give full address**—Write your name, post-office, route and state plainly.

**Terms**—Cash with order from all unknown correspondents.

**Remittances**—Send post-office money order, registered letter, express order, bank draft or check.

**Substitution**—Please state whether substitution will be permitted, as we feel at liberty when no instructions are given to use other varieties as nearly similar as possible. When the selection of varieties is left to us the customer will always receive the varieties we would plant in our own orchard.

**Packing**—We exercise the greatest care in packing orders. There is no extra charge for packing and delivery at the depot or the express office.

**Shipping**—Write distinctly how you wish us to ship, otherwise we will use our own judgment. Whenever possible have the stock sent by express or parcel post, as you will get it in much fresher condition if sent this way.

**Errors**—If any mistakes are made in filling orders, we will cheerfully rectify them, but must respectfully request our customers to look over the packing carefully and then report at once.

**Prices** are subject to changes without notice.

**Guarantee**—Our stock is warranted true to name and grades represented. Should any stock not prove true to name, we will either refund the purchase money for same, or replace with stock true to name, FREE. But we are not liable for further damages, and while we are exercising the greatest care to prevent mixtures, the above is to be a condition on which all our stock is delivered.

**Beware of Agents**—In this day and age it has become a common practice for some, who have made a failure of most other undertakings, to resort to flashy pictures and exaggerated descriptions, as a last means to extract money out of people's pockets. He tramps over the country as a tree peddler, a parasite and unnecessary link between producer and buyer, in this case between nurseryman and planter. In nine cases out of ten he does not know anything about the fundamental principles of horticulture and hides his ignorance behind a mass of lies. By buying direct there will be one man less to make mistakes and when a mistake is made it will be easier detected. Even if the tree agent is honest and the representative of a reliable nursery, why should you pay from 30 to 40% more for your trees, just to help the agent make a living. Buy direct, save commission, get what you buy and help eliminate unnecessary middlemen.

## A Few Useful Hints

---

It would be impossible to give all the instructions for the planting and care of trees in a nursery catalogue, without making it too large. We issue a little book of instruction, which will be cheerfully mailed to you, free of all charge, upon request. However, we wish to call your attention to a few points, which we think of the greatest importance in the raising of trees.

So many people buy and plant trees in the spring when the Gardening Fever is very strong. Afterwards they forget about them. The City Folks go to Colorado, the Farmers are busy harvesting and the poor little trees are neglected during the critical time of the year, in the heat and drouth of the summer. The trees die and the nurseryman gets most of the blame. Very little care could have saved the trees. Perhaps the easiest way to take care of newly planted trees is mulching. After a heavy rain in early June cover the ground around the tree with straw or grass. This mulch will preserve the moisture and keep down the weeds. Mulching should be discontinued after the second year, as the tree would make too many surface roots, if mulched continually.

Heading trees too high is another mistake frequently made. Head your fruit trees low and shade soil and tree trunk, thereby preventing too rapid evaporation of moisture in the soil and the sunscalding of the trunk. A low crown offers more resistance to high winds.

Perhaps the worst mistake of all is the absence of care after the trees have grown up. In the famous Eastern and Far Western fruit belts, the orchardists spray their trees 4 to 5 times in the season. Here in the Southwest people expect good fruit and healthy trees without any spraying. If you cannot do any better, spray just once or twice. Give your trees a good spraying with lime-sulphur late in the winter and a spraying with bordeaux-arsenate, when the blossoms open in spring. You will find out that over 90% of the insects and fungi are killed by the two applications. Write for our catalogue of Spraying Materials. It's free.

We are often asked about the best time for planting trees. Our answer is: By all means plant everything in the fall, except evergreens, roses and berry plants. Trees planted in the fall will start sending out rootlets in the warm days we usually have every winter and early in the spring. When spring comes they will be quite well established, while the trees planted in the spring just start their little roots. In the fall you generally have more leisure to prepare your ground well and do your planting right. The nurseryman is not rushed so much in the fall and can give you better service. We planted some 2 year old compass cherries last fall. The trees matured a good crop this summer. All young trees ought to be protected, if rabbits are very numerous in the vicinity of the orchard. Tar paper loosely wrapped around the trunk is perhaps the best method. The paper can be left in place during the summer as a protector against sunscald.

We make a tree paint which is particularly adapted for the covering of wounds made in pruning or cultivating.

# Beautifying The Home Grounds

The time has passed when the making of money was the prime and in many cases the only object in life. Higher ideals have taken its place. One of them is the love for the beautiful, crowded back so long by the money craze but now finding its best expression in the beautifying of house and home.

You did not spare any expenses to make your house attractive. But what about its surroundings.

How often did you look wistfully at your neighbor's place, saying to your wife: I wished our place were as pretty as theirs. You can have your wish. It's in your own power to gratify it and you ought to do it. A beautiful pearl gains by a pretty setting. Your house will gain just as much by a pretty setting in trees, shrubs and flowers. No matter how humble your home is, you can always find a little space for a tree or for a few flowers.

If you consider the cost of nursery stock and the cost of other things about your house, you will come to the conclusion that a dollar spent for trees is adding more to the appearance of your home than any other dollar spent on it.

But let us leave mere appearances out of question. Don't you love trees and flowers and don't you want your children to grow up in beautiful surroundings, so that they can think with pleasure of their old home, when they are grown up and far away from it? However, if your mind is of too practical a turn, consider the matter from the investment standpoint only. Suppose you had two houses. Both of them were alike in every respect save one. Bare and naked ground is surrounding one, while the other one is standing among beautiful trees and a mass of shrubs and flowers. Which one would sell for more money? Shade trees increase the value of town or country property considerably. All real estate men agree on that, but their estimates of the increase of value differ. The lowest is about 25%, the highest about 60%.

Why not beautify your premises this season? Our landscape department is at your command. We have a special plat which we will send to you upon request. It will enable you to give us the correct measurements and positions of the house and other buildings and objects on your place. Return the plat to us and we will give the proper location of trees and shrubs on the plat. No charges made for our assistance. Plant trees for your own benefit and for the good of the community, and leave the world a better place than you found it.





## Apples

All varieties of fruit trees are named in order of ripening.

### Early Varieties.

**Yellow Transparent**—Large, waxy, crisp and fragrant. Tree does not grow very large and bears well. One of the best early apples.

**Red June**—Fruit tender, very juicy and of good quality. An old time favorite.

**Early Harvest**—Pale yellow, subacid, of fair quality. Tree subject to sunscald.

**Cooper's Early White**—Creamy yellow when ripe, a splendid cooking apple.

### Fall Varieties

**Maiden Blush**—Pale yellow with crimson cheek, of good quality.

**Grimes Golden**—Golden yellow, cylindrical in shape, rich and spicy. Nothing better in its season.

**Jonathan**—Red and beautiful, just as good as it looks, juicy and of a very fine quality. Well adapted to the Southwest.

### Winter Varieties

**Mammoth Black Twig**—Large, deep red, of good quality, a shy bearer.

**Ben Davis**—Of fair quality only, a good keeper.

**York Imperial**—Crisp and firm, of good quality and a good keeper.

**Stayman's Winesap**—Dark red, flesh crisp and well flavored. An improvement over the old Winesap.

**Gano**—Liked by some better than Ben Davis.

**Ingram**—One of the latest keepers. Good.

**Delicious**—Where adapted, one of the best apples grown. Quality excellent.

## Crab Apples

**Whitney**—Good. One of the largest crab apples grown.

**Florence**—A heavy bearer. One of the best.





## Peaches

All the varieties named below are choice peaches and cover the season in our latitude from June 10th to October 10th. W. means white or green flesh. Y. yellow flesh. S. C. semi-cling. C. cling. F. freestone.

**Mayflower**—S. C. W. The earliest of all peaches in our climate. June 15th.

**Amsden**—S. C. W. Beautiful red cheek. One of the best early peaches. June 25.

**Carman**—Pale Y. F. Of fine flavor. Blooms late; generally escapes late frosts. July 15.

**Greensboro**—W. F. Considered to be the best of the early peaches. July 25.

**Champion**—W. F. A. A peach of very high quality. August 5.

**Hale**—Y. F. Quality excellent. An improved Elberta. August 10.

**Elberta**—Y. F. The best peach for canning. August 15.

**Belle of Georgia**—W. F. Of fine quality. Good for canning. August 20.


**Chinese Cling**—W. C. One of the best Clings. August 20.

**Old Mixon Free**—W. F. Good. August 25.

**Heath Cling**—W. C. We do not recommend it for our climate. September 10.

**Salway**—Y. F. The last yellow freestone. Excellent flavor. September 15.

**Henrietta**—Y. C. The best late Cling. October 5.



## Pears

**Howell**—An early and prolific bearer.

**Clapp's Favorite**—A pear of good quality. Tree quite hardy.

**Seckel**—Fruit of medium size only, but of very fine quality. Sometimes called Sugar Pear.

**Duchess**—Fruit large and good.

**Garber**—Tree is a healthy grower and good bearer.

**Kieffer**—Well known. Good for canning only.

## Dwarf Pears

Dwarf Fruit trees are nice for small gardens or for lining of walks in vegetable gardens. Their fruit is identical with the fruit of the standard varieties of the same name.

**Duchess.**

**Howell.**

**Clapp's Favorite.**



## Plums

**Red June**—Of very good quality. The best early plum.

**Abundance**—Fruit greenish yellow. Flesh firm. Sweetest of all plums.

**Burbank**—Fruit mottled red and yellow. One of the best.

**Lombard**—Fruit bluish-red. Quality good.

**Shippers Pride**—Large dark purple.

**Blue Damson**—Deep blue. An old time favorite. Good for butter and jellies.

## Plums (Continued)

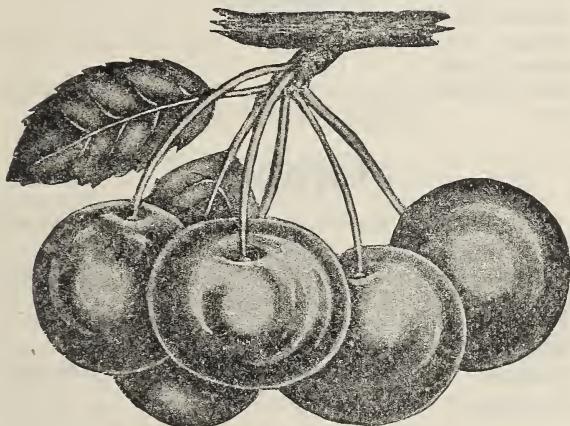
**Hanska**—This plum and the two following were raised by Prof. Hansen of South Dakota by crossing the native plum and the native Sand Cherry with other varieties of plums. The fruit is bright red overlaid with heavy blue bloom. Flesh is yellow and of good quality.

**Opata**—Fruit large, dark purplish red. Flavor excellent with the rich sweetness of the Gold Plum, one of its parents.

**Sapa**—Color of fruit rich purple. It ripens early in the season.

**Compass Cherry**—This is a hybrid between the Sand Cherry and Miner Plum. It begins to bear at the early age of 2. The fruit is fine for butter and jelly. It should be in every orchard.

## Cherries



**Dyehouse**—Red, ripens one week before Ey. Richmond. A good market sort.

**Early Richmond**—Bright red, an old standard sort.

**Montmorency**—Dark red. A splendid home and market sort.

**Wragg**—The best late sort.

## Apricots

**Early Golden**—One of the best.

**Moore-Park**—Large and fine.

**Superb**—A hardy variety of excellent flavor.

**Royal**—A splendid variety.

## Nectarines

**Boston**—Fine quality.

## Mulberries

**Russian Mulberry.**

**Downings**—A much improved variety.

## Quinces

**Champion**—Best of all.

**Orange**—Fruit large and of good flavor.

## Nut Trees

**Japan Walnut**—This tree seems to stand our climate remarkably well and several trees have been bearing in this vicinity. The nut resembles an English Walnut.



**Pecan Seedlings**—These trees are grown from selected, thin shelled nuts. Considered quite good, as a large percentage of them come true from seed.

### **Budded Pecans.**

**Stuart**—Very regular bearer. Nut is large. Shell medium thick.

**Van Deman**—Nut rich and well flavored, medium to large.

## Grapes

**Worden**—Black, ripens 10 days earlier than Moore's Early. Quality fair.

**Moore's Early**—Black, of good quality. The best early market variety.

**Delaware**—Red, small but of excellent flavor.

**Niagara**—White. Still the best white grape.

**Concord**—Black. Does not do well in the Southwest.

**Agawam**—Sweet and aromatic.

## Blackberries

**Early Harvest**—The earliest and a moneymaker. Quality fair.

**Erie**—Later than the preceding and of much better quality.

**Eldorado**—Strong grower. Berries are of fine flavor.

**Mersereau**—A fine large berry of good flavor.

## Raspberries

**Kansas**—Black. Quality excellent.

**Cumberland**—A larger berry of good quality.

## Gooseberries

**Houghton**—The most reliable gooseberry for our climate.

## Juneberry

A shrub that is often planted as an ornamental. The berries are good for pies.



## Strawberries

All the varieties listed below are perfect bloomers.

**Senator Dunlap**—A standard variety of fine flavor.

**Klondike**—Large and good market sort.

**Aroma**—Large. A late sort of very good flavor.

### EVERBEARING STRAWBERRIES

They bear, as the name indicates, all summer, providing they have sufficient moisture. However, to obtain the best results, the flowers ought to be cut off till August. From that time on they will bear an abundance of luscious fruit till frost kills the blossoms. Plants planted in the spring will bear in the fall.

**Progressive**—The berries are not very large but of a delicious flavor. The plants bear well.

**Superb**—Well named, just as good as the Progressive and a little firmer.

## Rhubarb

A few plants of it ought to be in every garden. Fall planting is best. The plants should have a heavy mulch of straw or well rotted manure during the summer months.

**Linnaeus**—Large and tender.

**Mammoth**—Used principally by market gardeners.

## Asparagus

**Conover's Colossal**—Of fine quality.

## Horse Radish

**Common Horse Radish.**

**Bohemian Horse Radish**—A much improved variety.

## Herbs

**Mint.**

**Sage.**

**Tansy.**

**Garlic.**

## Shade Trees



All our shade trees have been one or more times transplanted.

**Catalpa Speciosa**—A good tree for planting on farms. Not subject to disease and injury by insects.

**Catalpa Bungei**—Umbrella Tree. The finest lawn tree for our climate. It makes a perfectly round and symmetrical head.

**Elm, American White**—The best tree for parks and city streets in the Southwest.

**Elm, Red**—Similar to the preceding. A more upright grower.

**Hackberry**—A slow grower but otherwise a good street tree.

**Locust, Black**—Still planted by some people. Subject to attacks by borers.

**Locust, Honey**—Graceful foliage. Succeeds well in dry places.

**Maple, Silver**—A very good tree for street planting. Very pretty, especially when young. A more rapid grower than the Elm.

**Maple, Wier's Cut-Leaf**—A Silver Maple with more deeply cut leaves and pendulous branches. Strikingly beautiful.

**Maple, Sugar**—A slow grower. We recommend it and the two following varieties for very favored locations only.

**Maple, Norway**—A very pretty tree.

**Maple, Schwedler's**—Beautiful in the spring when the bronze colored leaves appear. In summer the leaves are dark green. They turn crimson in the fall.

**Mulberry, Russian**—Good for shade in poultry yards.

**Mulberry, Persian**—A handsome tree for backyards.

**Mulberry, Teas' Weeping**—A very graceful lawn tree.

**Poplar, Chinese**—Resists drouth remarkably well.

**Olive, Russian**—Has graceful foliage and small, fragrant, yellow flowers. Makes a nice lawn tree.

**Varnish Tree**—Another small tree, suitable for lawns or backgrounds. It has dark green leaves and yellow flowers in July.

**Willow, Golden**—A fast growing tree for moist places.

## Forest Tree Seedlings

**Catalpa Speciosa. Black Locust. Russian Mulberry.**

## Shrubs

**Abelia grandiflora**—Beautiful evergreen foliage and pinkish white flowers throughout the summer.

**Almond, Double Flowering**—Pink flowers early in the spring.

**Barberry (*Berberis Thunbergii*)**—We cannot recommend this shrub too highly for hedges and as a specimen plant in shrubberies. The beautiful foliage turns scarlet in the fall. The bright red berries stay on the plants all winter.

**Butterfly Bush (*Buddleia variabilis*)**—Produces a wealth of lilac colored flowers from July till September. It freezes down to the ground in severe winters and ought to be mulched in the fall and cut off in the spring.


**Calycanthus floridus**—Allspice or Sweet Shrub.

**Globe Flower (*Kerria japonica*)**—Has pretty yellow flowers in June.

**Golden Bell (*Forsythia viridissima*)**—The first shrub to bloom in the spring. Flowers yellow.

**Golden Elder (*Sambucus aurea*)**—A golden leaved form of our native elder.

**Hydrangea, Large Flowering (*H. paniculata grandiflora*)**—Flowers similar to the Snowball. Blooms late in July. One of our finest shrubs. Does well in shady positions.



**Hypericum aureum, St. John's Wort**—Pretty yellow flowers late in June.

**Lilac, Common**—

**Belle de Nancy**—Satiny rose.

**Mad.—Abel Chatenay**—Double white.

**Pres. Grevy**—Double, sky blue.

**Ludwig Spaeth**—Single, wine red.

**Lilac, Chinese (*Syringa Pekinensis*)**—A small tree producing white flowers in June.

**Mock Orange**—

**Philadelphus grandiflorus**—Large white flowers in May.

**Philadelphus coronarius**—Smaller white flowers.

**Plum, Purple-leaved (*Prunus Pissardi*)**—Foliage bronze colored throughout the season. Fine for color effect or for a small lawn tree.

## Shrubs (Continued)

**Privet, Regel's (*Ligustrum Regelianum*)**—Pretty foliage and black berries in winter.

**Quince, Japanese (*Cydonia Japonica*)**—Noted for its brilliant red flowers, which appear early in the spring. Beautiful fruit.

**Rose of Sharon (*Althea rosea*)**—An old favorite. Blooms the greatest part of the summer.


Dbf. Red—Dbf. White—Dbf. Lilac.

**Snowball—**

***Viburnum opulus sterile***—Well known. Large white flowers in May.

***Viburnum lantana***—Leathery foliage. The white flowers are followed by snowy red berries.

**Snowberry (*Symphoricarpos racemosus*)**—Covered with white berries during summer and fall. Does well in shady places.



**Spirea**—No group of shrubs is as popular as the spireas.

**Spirea Van Houtti (Bridal Wreath)**—A graceful, weeping shrub, 4-6 feet high.

**Spirea prunifolia**—White flowers in April. 4-5 feet.

**Spirea Thunberg**—Graceful willow-like foliage. Blooms in April. 3-4 feet.

**Spirea Anthony Waterer**—Crimson flowers in June. 2-3 feet.

**Spirea Reeyesiana**—White. Similar to S. Van H.

**Spirea Billardi**—Flowers pink. Blooms during June and July. 4-5 feet.

**Spirea callosa**—Dark pink flowers in June. 3-4 feet.

**Spirea Douglasii**—Similar to S. Billardi, but taller growing.

**Tamarix plumosa**—A slender shrub with fine feathery foliage and pink flowers.

We are testing other varieties of shrubs.

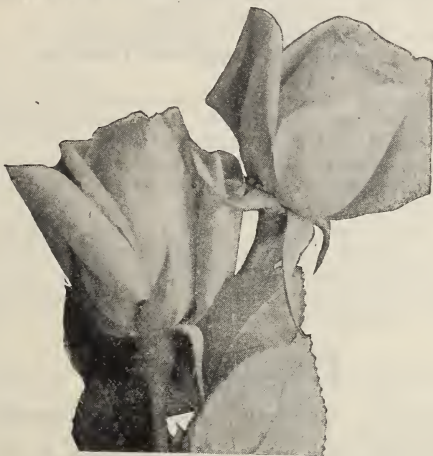


## Roses

The varieties of roses are innumerable. We offer only such that have been tested in our climate and found worthy of outdoor cultivation. Our plants are strong plants of blooming age.

**Everblooming Roses (Tea and Hybrid Tea Roses)**

**White Maman Cochet**—Very reliable.



**Kaiserin Augusta Victoria**—White, fragrant with beautifully shaped flowers.

**Pink Maman Cochet**—A vigorous grower.

**Radiance**—Rose pink. A constant bloomer.

**Meteor**—Rich, velvety crimson.

**Helen Gould**—Very hardy. The flowers of this old favorite are deep red.

**Gruss an Teplitz**—A sturdy grower and a constant bloomer. Bright crimson.

**Sunburst**—A beautiful yellow rose. Bush is a weak grower.

**Madame Francisca Krueger**—Coppery yellow. A vigorous grower.

### June Roses (Hybrid Perpetuals)

These roses if well taken care of will produce a second, smaller crop of roses in the fall. They are hardier than Tea Roses and make larger bushes.

**General Jacqueminot**—Brilliant red.

**Frau Karl Druschki**—Snow Queen. Very large snow-white flowers.

**Mrs. John Laing**—Rose pink.

**Paul Neyron**—Pink. The largest rose grown.

### Miscellaneous Roses.

**Clothilde Soupert**—A cross between a Tea Rose and a baby rambler. Pretty shell pink flowers. A constant bloomer.

**Baby Rambler**—Crimson flowers throughout the season. Not a climber.

### Climbing Roses

**Crimson Rambler**—Well known.

**Excelsa**—In every respect superior to the preceding.

**Dorothy Perkins**—Pink. Very pretty.

**American Pillar**—Dark, shiny foliage. Flowers pink with a white eye. One of the best climbing roses.

**Climbing American Beauty**—Hardy. Flowers the color of the American Beauty.

## Vines and Creepers

**Ivy, English**—An evergreen vine. We recommend it only for sheltered positions on the north side of buildings. Clings to rock.

**Ivy, Boston (*Ampelopsis Veitchi*)**—The best vine for the covering of brick and rock walls.

**Trumpet Vine (*Tecoma radicans*)**—Good for covering dead trees and unsightly buildings.

**Clematis Jackmani**—Flowers large, purple.

**Clematis paniculata (Japanese Clematis)**—Forms a bank of snow in August.

**Honeysuckle (Hall's Japanese)**—Nearly evergreen in our latitude. Very desirable for covering fences and porches, as it makes a dense screen.

**New Honeysuckle (*Fuchsia* flowered)**—No doubt, one of the finest climbers for our part of the country. It does not climb as high as the Jap. Honeysuckle, but it blooms from spring till frost. The flowers are wine red with a white throat and deliciously fragrant. Suitable for porch boxes and tubs.

**Wistaria**—Purple—A rapid grower with pretty, purple flowers. Splendid for covering summer houses.

## Evergreens

**Arborvitae, American (*Biota occidentalis*)**—Now largely replaced by the Chinese Arborvitae.

**Arborvitae, Chinese (*Biota orientalis*)**—Fine for background planting.

**Arborvitae, Chinese Pyramidal**—A compact and pyramidal growing form of the preceding. Fine for lawn trees.



**Arborvitae Berekman's Golden (*Biota orientalis aurea nana*)**—A dwarf tree growing not more than 4 feet high. It can be sheared and kept in any size desired. In the spring the foliage is bright golden yellow. Very beautiful. Good for cemetery planting.

**Arborvitae, Golden Pyramidal (*Biota or aurea conspicua*)**—Similar to the preceding, but of taller growth.

**Juniper, Irish (*Juniperus hibernica*)**—Foliage grayish green. Fine for lawns.

**Juniper, Prostrate (*Jun. prostrata*)**—Foliage dark green. Spreading.

**Pine, Scotch** (*Pinus sylvestris*)—A large growing tree. Good for windbreaks.

**Spruce, Norway** (*Picea excelsa*)—We recommend this tree for favored locations only. Pretty lawn tree.

**Tree Box** (*Buxus arborescens*)—A very pretty little tree for formal effects.

**Cedar, Red** (*Juniperus virginiana*)—A fine tree for windbreaks or where a large tree is desired.

## Hedge Plants

**Osage Orange.**

**California Privet**—Does not stand our winters.

**Amoor River Privet**—Perfectly hardy. Makes a fine formal hedge.

**Regel's Privet**—Grows not quite as tall as the preceding.

**Japanese Barberry**—Undoubtedly the best hedge plant for low and medium hedges in our climate. Stands shearing as well as the privets.

**Spirea Van Houtti**—Makes a beautiful, informal hedge.

## Hardy Perennial Flowers

These plants when once established, live for a number of years. All varieties listed stand our hot summers remarkably well. Of course, they grow and bloom better, if they get an occasional soaking in dry weather. Mulch them in winter time with well rotted manure or straw. By planting different varieties you may have a succession of flowers from spring till fall.

**Achillea (The Pearl)**—Pure white flowers all summer.

**Aquilegia (Columbine)**—We have the finest mixed hybrids. Blooms in June.

**Chrysanthemum (Hardy)**—The glory of the garden in the fall. Sept. and Oct.

**Zenobia**—Yellow.

**Queen of the Whites**—White.

**Jules LaGravere**—Dark red.

**Coreopsis lanceolata**—Golden yellow flowers all summer.

**Delphinium (Hardy Lockspur)**—Beautiful sky blue flowers in June.

**Dianthus barbatus (Scotch Pinks)**—A fine hardy pink with spicy fragrance. A mass of color in May.

**Dicentra spectabilis (Bleeding Heart)**—Graceful heart-shaped flowers. May.

**Funkia subcordata (White Day Lily)**—Does well in shady places.

**Hibiscus (Crimson Eye)**—Large white flowers with dark eye. July-August.

**Mallow Marvels**—An improved form of the preceding with pink, red, yellow or white flowers.

**Hollyhock**—We have a fine strain of double, rosette-shaped flowers in mixed colors. May-June.

**Iris**—German. Blue. May.

**Lychnis Chalcedonica (Maltese Cross)**—Brilliant red flowers. May.

## Hardy Perennials Continued



**Paeonia**—The old favorites. One of the grandest of all flowers. They should be in every garden. Especially adapted to cemetery planting. May.

**Festiva maxima**—Large, white.

**Rubra superba**—Rose pink.

**Felix Crousse**—Dark red.

**Golden Harvest**—Yellow center, white outer petals.

**Phlox (Hardy Perennial)**—One of the best perennials. They bloom during July and August.

**Miss Lingard**—An early blooming variety. May-June. White.

**Miss Jenkins**—Snow white.

**Bridesmaid**—White with pink eye.

**Pecheur d'Island**—Rosy lavender.

**Lothair**—Salmon red.

**Thebaide**—Red.

**Rudbeckia laciniata (Golden Glow)**—Pretty, double yellow flowers. July and August.

**Yucca filamentosa (Adam's Needle)**—White flowers in June.

## Bulbs

**Cannas, King Humbert**—Gorgeous red flowers, bronze foliage.

**Allemania**—Green leaves, variegated flowers.

**Austria**—Green leaves, yellow flowers.

**Jumbo**—Very large leaves, good for hiding unsightly fences, etc.

**Caladium or Elephant's Ear.**

**Gladioli** in assortment.

**Tuberoses, Mexican Everblooming.**

**Dahlias** in assortment.

**Madera Vine.**

## Seeds

**Mexican Everbearing Bean (Climbing)**—Of fine quality; bears throughout the summer; stringless, pods attaining a length of 30 to 35 inches.

**Kentucky Bluegrass.**

**Bermuda Grass.**

**White Dutch Clover**—Stands heat, drouth and wet weather extremely well. It does not get killed in winter. Makes the best lawn in our climate.

## **Gardening Tools, Etc.**

---

We carry a full line of Planet Jr. Garden Tools. Write for special Catalogue.

---

**Pruning Shears for All Purposes**

---

**Planting Trowels**

---

**Sprayers and Spraying Materials**

Write for our Special Catalogue of  
Spraying Materials

---

**Tree Paint**

