



Technical Note

No. 18-21

**QUARTERLY RADIO NOISE DATA
DECEMBER, JANUARY, FEBRUARY, 1963-64**

W. Q. Crichlow, R. T. Disney, and M. A. Jenkins



U. S. DEPARTMENT OF COMMERCE
NATIONAL BUREAU OF STANDARDS

THE NATIONAL BUREAU OF STANDARDS

The National Bureau of Standards is a principal focal point in the Federal Government for assuring maximum application of the physical and engineering sciences to the advancement of technology in industry and commerce. Its responsibilities include development and maintenance of the national standards of measurement, and the provisions of means for making measurements consistent with those standards; determination of physical constants and properties of materials; development of methods for testing materials, mechanisms, and structures, and making such tests as may be necessary, particularly for government agencies; cooperation in the establishment of standard practices for incorporation in codes and specifications; advisory service to government agencies on scientific and technical problems; invention and development of devices to serve special needs of the Government; assistance to industry, business, and consumers in the development and acceptance of commercial standards and simplified trade practice recommendations; administration of programs in cooperation with United States business groups and standards organizations for the development of international standards of practice; and maintenance of a clearinghouse for the collection and dissemination of scientific, technical, and engineering information. The scope of the Bureau's activities is suggested in the following listing of its four Institutes and their organizational units.

Institute for Basic Standards. Electricity. Metrology. Heat. Radiation Physics. Mechanics. Applied Mathematics. Atomic Physics. Physical Chemistry. Laboratory Astrophysics.* Radio Standards Laboratory: Radio Standards Physics; Radio Standards Engineering.** Office of Standard Reference Data.

Institute for Materials Research. Analytical Chemistry. Polymers. Metallurgy. Inorganic Materials. Reactor Radiations. Cryogenics.** Office of Standard Reference Materials.

Central Radio Propagation Laboratory.** Ionosphere Research and Propagation. Troposphere and Space Telecommunications. Radio Systems. Upper Atmosphere and Space Physics.

Institute for Applied Technology. Textiles and Apparel Technology Center. Building Research. Industrial Equipment. Information Technology. Performance Test Development. Instrumentation. Transport Systems. Office of Technical Services. Office of Weights and Measures. Office of Engineering Standards. Office of Industrial Services.

* NBS Group, Joint Institute for Laboratory Astrophysics at the University of Colorado.

** Located at Boulder, Colorado.

NATIONAL BUREAU OF STANDARDS

Technical Note 18-21

Issued January 25, 1965


QUARTERLY RADIO NOISE DATA DECEMBER, JANUARY, FEBRUARY, 1963-64

W. Q. Crichlow, R. T. Disney, and M. A. Jenkins
Central Radio Propagation Laboratory
National Bureau of Standards
Boulder, Colorado

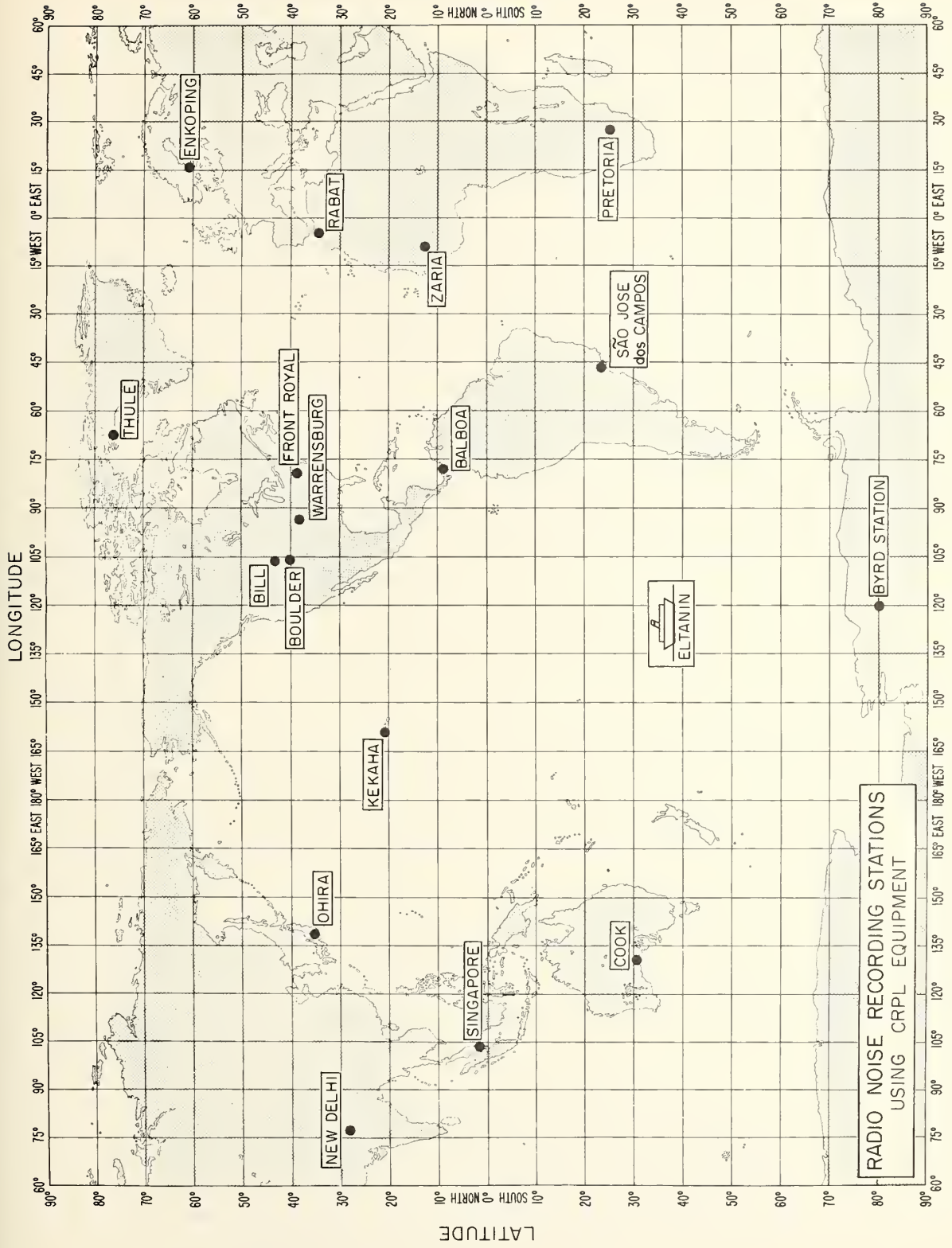
NBS Technical Notes are designed to supplement the Bureau's regular publications program. They provide a means for making available scientific data that are of transient or limited interest. Technical Notes may be listed or referred to in the open literature.



Radio Noise Recording Station



ARN-2 Atmospheric Radio Noise Recorder




RADIO NOISE RECORDING STATIONS
USING CRPL EQUIPMENT

LATITUDE

LONGITUDE

NOMOGRAM FOR TRANSFORMING EFFECTIVE ANTENNA NOISE FIGURE TO NOISE FIELD STRENGTH AS A FUNCTION OF FREQUENCY



$$E_n = F_a + 20 \log_{10} f_{Mc} - 65.5$$

F_a = Effective Antenna Noise Figure = External Noise Power Available from an Equivalent Short, Lossless, Vertical Antenna in db Above ktb.

E_n = Equivalent Vertically Polarized Ground Wave R.M.S. Noise Field Strength in db Above $1 \mu v/meter$ for a 1 kc Bandwidth.

f_{Mc} = Frequency in Megacycles.

Quarterly Radio Noise Data
December, January, February, 1963-64

W. Q. Crichlow, R. T. Disney, and M. A. Jenkins

Radio noise measurements are being made at eighteen stations in a world-wide network operated in a cooperative program coordinated by the National Bureau of Standards. The locations of these stations are shown on the map. The results of these measurements for the months of December, January, and February are given in this report. Where the results for these months are not presently available, the data will be published in subsequent reports, and the data for previous months, which are now available but have not been published previously, are included. The tabulated values are based on three basic parameters of the noise; these are the mean power, the mean envelope voltage, and the mean logarithm of the envelope voltage.

The noise power received from sources external to the antenna averaged over a period of several minutes is the basic parameter and can be conveniently expressed in terms of an effective antenna noise factor, f_a , which is defined by:

$$f_a = p_n / k T_o b = T_a / T_o$$

where

p_n = noise power available from an equivalent loss-free antenna (watts)

k = Boltzman's constant = 1.38×10^{-23} joules per degree Kelvin

T_o = reference temperature, taken as 288° K

b = effective receiver noise bandwidth (c/s)

T_a = effective antenna temperature in the presence of external noise.

The antenna noise factors in this report are for a short vertical antenna over a perfectly conducting ground plane and are expressed in decibels, $F_a (= 10 \log_{10} f_a)$. This parameter is simply related to the rms noise field strength along the antenna by:

$$E_n = F_a - 95.5 + 10 \log_{10} b + 20 \log_{10} f_{\text{Mc/s}}$$

where:

E_n = rms noise field strength for bandwidth b in db above
 $1 \mu\text{V/m}$

b = effective receiver noise bandwidth in c/s

$f_{\text{Mc/s}}$ = frequency in Mc/s.

The value of E_n for a 1 kc/s bandwidth can be found from the attached nomogram. It should be noted that E_n is the vertical component of the field at the antenna. It should also be noted that the rms envelope voltage is 3 db higher than the rms voltage.

The other two noise parameters tabulated are given relative to the mean power. Thus, the mean voltage and mean logarithm expressed as deviations, V_d and L_d , respectively, are in db below the mean power.

Measurements of the three parameters reported were made with the National Bureau of Standards' Radio Noise Recorder, Model ARN-2, which has an effective noise bandwidth of about 200 c/s and uses a standard 6.6294 meter (21.75') vertical antenna. A fifteen-minute recording is made on each of eight frequencies two at a time during each hour, and these fifteen-minute samples are taken as representing the noise conditions for the full hour during which they were recorded. The month-hour medians, F_{am} , V_{dm} and L_{dm} are determined from these hourly values for each of the corresponding parameters. Normally from twenty-five to thirty observations of the mean power are obtained monthly for each hour of the day and from ten to fifteen observations of the voltage and logarithm deviations. When there are fewer than fifteen observations of the mean power or seven observations of the voltage and logarithm deviations, the tabulated values are identified by an asterisk.

The upper and lower decile values of F_a are also reported in the following tabulation to give an indication of the extent of the variation of the noise power from day to day at a given time of day. These are expressed in db above and below the month-hour median, F_{am} , and designated by D_u and D_l , respectively.

In addition to these month-hour values, corresponding values are tabulated for the time blocks as defined by CCIR Report 322. All recorded values for the four hours of the day and the three-month period are used to determine the median and decile values. When no data were available for one or two months of the season, it is so indicated and should be noted when considering seasonal trends.

The values presented in the tables reflect the actual measured values of radio noise. The only editing for man-made noise or station contamination of the records has been done by the station operators, and no additional attempt has been made to identify these values by systematic statistical means. These preliminary data values are presented in order to expedite dissemination of the data, and additional analyses, in which an attempt is made to eliminate contaminated data, are presented in other publications. The parameter that will first reflect any such contamination will be the logarithmic parameter, L_d . This contamination generally will cause the value of L_d to be less than it would have been had the recorded value been only atmospheric noise. In determining the amplitude-probability distribution from the three measured moments [Crichlow et al., 1960b] contaminated values of L_d may be found that will not give a solution of the amplitude-probability distribution. When this occurs, it is suggested that the measured value of L_d be ignored and the most probable value of L_d from the curve on the graph of L_d vs. V_d be used. The most probable value has been determined as the best fit for the integrated moments from over sixty measured amplitude-probability distributions of uncontaminated atmospheric radio noise. The second curve on the graph indicates the minimum value of L_d that will give an amplitude-probability distribution with a form factor described in the above reference and can, therefore, be used to determine whether the measured value or the most probable value of L_d for any value of V_d should be used.

Station clocks are set to local standard time (LST) which is taken from the time zone in which the station is located and is always an integral number of hours different than universal or Greenwich time (see table on page 5). The data from the Floating Antarctic Research Vessel, USNS Eltanin, are grouped so that a block 10° in latitude by 15° in longitude is treated as a separate station. The station clock in this case is

corrected to the LST at the center of the block. Because of this grouping, very few readings may be used to obtain the median values tabulated in some cases. If, during the month, fewer than ten readings are obtained for any one block, the decile values are not given. If data for less than three months are used in the time block summaries, this fact is noted on the summary sheet. Because of the small sample size, some caution should be exercised when using these values.

The assistance of the station operators and other personnel of the operating agencies in obtaining the data contained in this report is gratefully acknowledged. Stations in the recording network were operated by the following agencies:

NBS - Bill, Wyoming; Boulder, Colorado; Byrd Station;
Front Royal, Virginia; Kekaha, Hawaii;
Warrensburg, Missouri; USNS Eltanin

U.S. Army Strategic Communications Command - Balboa, C. Z.;
Thule, Greenland

Postmaster General's Department (Australia) - Cook

Board of Telecommunications (Sweden) - Enköping

DSIR (Great Britain) and Ahmadu Bello University, Electrical
Engineering Department, Zaria, Northern Nigeria

Ministry of Communications, Wireless Planning and Co-ordination
Organization - New Delhi

Radio Research Laboratories (Japan) - Ohira

Telecommunications Research Laboratory (South Africa) - Pretoria

Institut Scientifique Cherifien (Morocco) - Rabat

Comissão Nacional das Atividades Espaciais (Brazil) - São José
dos Campos

Department of Scientific and Industrial Research (Great Britain) -
Singapore

The following publications contain additional information on radio noise:

- Clark, C., "Atmospheric Radio-Noise Studies Based on Amplitude-Probability Measurements at Slough, England, during the International Geophysical Year," Proc. Inst. Elec. Eng., Pt. B, 109, 47, 393 (September, 1962).
- Crichlow, W. Q., A. D. Spaulding, C. J. Roubique, and R. T. Disney, "Amplitude-Probability Distributions for Atmospheric Radio Noise," NBS Monograph 23 (November, 1960b).
- Crichlow, W. Q., C. J. Roubique, A. D. Spaulding, and W. M. Beery, (January-February, 1960) "Determination of the Amplitude-Probability Distribution of Atmospheric Radio Noise from Statistical Moments," J. Res. NBS 64D (Radio Propagation) No. 1, 49-56.
- Crichlow, W. Q., "Noise Investigation at VLF by the National Bureau of Standards," Proc. IRE, 45, 6 778 (1957).
- Crichlow, W. Q., D. F. Smith, R. N. Morton, and W. R. Corliss, "Worldwide Radio Noise Levels Expected in the Frequency Band 10 Kilocycles to 100 Megacycles," NBS Circular 557, August 25, 1955.
- "Report on Revision of Atmospheric Radio Noise Data," C.C.I.R. Report No. 65, VIIIth Plenary Assembly, Warsaw, 1956, (International Radio Consultative Committee, Secretariat, Geneva, Switzerland).
- "World Distribution and Characteristics of Atmospheric Radio Noise," C.C.I.R. Report No. 322, Xth Plenary Assembly, Geneva, 1963, (International Radio Consultative Committee, Secretariat, Geneva, Switzerland).
- Fulton, F. F. (Jr.) (May-June, 1961), "Effect of Receiver Bandwidth on the Amplitude Distribution of VLF Atmospheric Noise," J. Res. NBS 65D (Radio Propagation) No. 3, 299-304.
- Horner, F., "An Investigation of Atmospheric Radio Noise at Very Low Frequencies," Proc. Inst. Elec. Eng., Pt. B, 103, 743 (1956).

- Horner, F., "Radio Noise of Terrestrial Origin," Proc. of Commission IV on Radio Noise of Terrestrial Origin during the XIIIth General Assembly of URSI, " London, September, 1960.
- Spaulding, A. D., C. J. Roubique, and W. Q. Crichlow (November-December, 1962) "Conversion of the Amplitude-Probability Distribution Function for Atmospheric Radio Noise from One Bandwidth to Another," J. Res. NBS 66D (Radio Propagation) No. 6, 713-720.
- Obayashi, T. (January-February, 1960), "Measured Frequency Spectra of Very-Low-Frequency Atmospheric," J. Res. NBS 64D (Radio Propagation) No. 1, 41-48.
- Taylor, W. L. (September-October, 1963), "Radiation Field Characteristics of Lightning Discharges in the Band 1 kc/s to 100 kc/s," J. Res. NBS 67D (Radio Propagation) No. 5, 539-550.
- Taylor, W. L. and A. G. Jean (September-October, 1959), "Very-Low-Frequency Radiation Spectra of Lightning Discharges," J. Res. NBS 63D (Radio Propagation) No. 2, 199-204.
- URSI Special Report No. 7, "The Measurement of Characteristics of Terrestrial Radio Noise," Elsevier Publishing Co. (1962).
- Watt, A. D. and E. L. Maxwell, "Characteristics of Atmospheric Noise from 1 to 100 kc," Proc. IRE, 45, 6, 787 (1957).
- Watt, A. D. (September-October, 1960), "ELF Electric Fields from Thunderstorms," J. Res. NBS 64D (Radio Propagation) No. 5, 425-433.
- Watt, A. D. and E. L. Maxwell, "Measured Statistical Characteristics of VLF Atmospheric Radio Noise," Proc. IRE, 45, 1, 55 (1957).
- Watt, A. D., R. M. Coon, E. L. Maxwell, and R. W. Plush, "Performance of some Radio Systems in the Presence of Thermal and Atmospheric Noise," Proc. IRE, 46, 12, 1914 (1958).

Data included in this report and the standard time for each station are as follows:

Station	Data	Time Zone	To Convert LST to GMT (hours)
Balboa	December, January, February, 1963-64	75 W	+05
Bill	December, January, February, 1963-64	105 W	+07
Boulder	December, January, February, 1963-64	105 W	+07
Cook	December, January, February, 1963-64	135 E	-09
USNS Eltanin	December, January, February, 1963-64		
Enköping	December, January, February, 1963-64	15 E	-01
Front Royal	December, January, February, 1963-64	75 W	+05
Kekaha	December, January, February, 1963-64	150 W	+10
New Delhi	December, January, February, 1963-64	75 E	-05
Ohira	December, January, February, 1963-64	135 E	-09
Pretoria	December, January, February, 1963-64	30 E	-02
Rabat	December, January, February, 1963-64	GMT	0
Sao Jose	December 1963	45 W	+03
Singapore	December 1963	105 E	-07
Warrensburg	December, January, February, 1963-64	90 W	+06

Previous data from the World-Wide Network have been published in the following Technical Note 18 series:

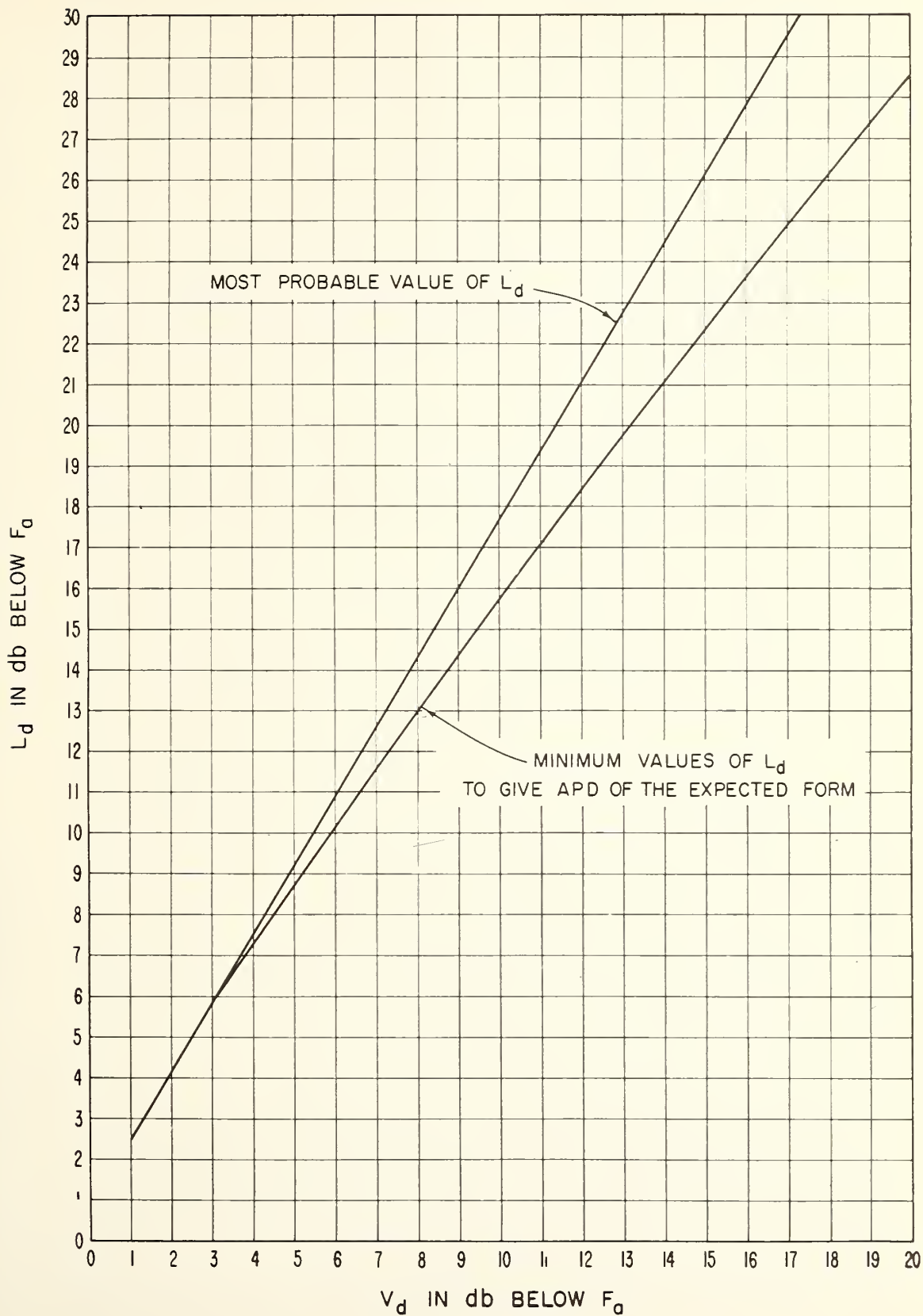
- 18-1 July 1, 1957 - December 31, 1958
- 18-2 March, April, May, 1959
- 18-3 June, July, August, 1959
- 18-4 September, October, November, 1959
- 18-5 December, January, February, 1959-60
- 18-6 March, April, May, 1960
- 18-7 June, July, August, 1960
- 18-8 September, October, November, 1960
- 18-9 December, January, February, 1960-61
- 18-10 March, April, May, 1961
- 18-11 June, July, August, 1961
- 18-12 September, October, November, 1961
- 18-13 December, January, February, 1961-62
- 18-14 March, April, May, 1962
- 18-15 June, July, August, 1962
- 18-16 September, October, November, 1962
- 18-17 December, January, February, 1962-63

18-18 March, April, May, 1963

18-19 June, July, August, 1963

18-20 September, October, November, 1963

MOST PROBABLE AND MINIMUM VALUES OF L_d VERSUS V_d
FOR ATMOSPHERIC RADIO NOISE



Time (LST)	Frequency (Mc)																																							
	.013				.051				.160				.495				2.5				5				10				20											
	Fam	Du	Df	Vdm	Fam	Du	Df	Vdm	Fam	Du	Df	Vdm	Fam	Du	Df	Vdm	Fam	Du	Df	Vdm	Fam	Du	Df	Vdm	Fam	Du	Df	Vdm	Fam	Du	Df	Vdm	Fam	Du	Df	Vdm				
00	152	8	6	13.0/18.5	128	7	6	10.5/15.5	112	10	10	12.0/16.5	95	7	5	6.5	120	6	2	8	6	7.0	10.5	55	9	16	4.5	7.0	44	12	7	2.5	4.0	25	2	2	3.5	4.5		
01	152	9	4	12.5/16.5	127	12	5	10.0/14.5	110	14	7	8.5/14.0	95	10	7	11.5	150	6	2	7	6	7.5	11.5	53	8	15	5.0	8.0	42	15	4	5.0	7.0	27	2	4	3.0	3.5		
02	152	10	5	11.0/17.0	128	13	4	11.5	17.5	112	9	6	12.0/19.0	95	8	6	10.0	180	6	3	9	7	9.0	13.5	56	6	17	5.0	7.0	42	15	4	3.5	5.0	25	4	2	2.0	3.0	
03	154	5	6	11.0/17.0	128	13	5	12.5	18.5	112	10	8	11.0	16.5	93	11	6	10.5	17.0	6	7	4	5.0	8.0	55	6	15	4.5	7.5	38	5	2	3.0	5.0	27	2	4	2.0	2.5	
04	154	7	6	9.0/13.5	127	13	3	10.5	16.0	109	12	7	11.5	17.5	92	10	5	8.0	16.0	6	2	10	7	6.0	10.0	55	6	16	5.5	8.5	38	5	3	5.0	7.0	27	2	2	2.0	3.0
05	154	8	3	12.0/18.0	128	13	5	12.0	19.0	104	13	9	12.0	18.5	87	17	11	11.0	18.5	6	2	10	8	7.5	11.0	53	11	15	6.5	9.5	38	8	3	3.0	6.0	27	3	2	2.0	3.5
06	154	8	6	12.0/18.0	126	12	8	12.0	18.0	99	12	13	11.0	17.5	77	26	6	7.5	11.0	5	8	12	8	8.0	13.0	58	5	16	5.5	7.5	50	5	8	3.0	5.0	29	3	4	2.5	4.0
07	150	11	3	12.0/18.0	120	20	4	12.0	19.5	92	30	13	14.0	21.5	77	25	4	9.5	15.5	4	8	16	8	4.5	6.5	53	6	15	7.0	11.0	46	10	6	3.0	6.0	29	6	4	5.0	7.0
08	150	8	5	11.0/16.5	116	22	9	12.5	18.5	85	35	5	12.5	20.5	77	24	4	11.5	19.0	4	2	16	5	5.0	6.5	47	9	15	4.5	8.0	44	9	6	3.0	5.0	29	8	4	2.0	4.0
09	149	9	5	12.5	16.5	116	19	14	15.0	200	83	33	12	11.0	130	77	22	5	10.0	17.0	4	13	6	4.0	5.5	41	11	11	3.5	7.0	44	9	6	3.0	5.0	29	4	3	2.5	3.0
10	150	9	8	13.0/18.5	116	18	11	10.5	14.0	82	35	9	12.0	21.0	75	22	4	13.0	20.0	4	10	6	3.0	4.5	41	9	11	4.0	6.5	42	9	8	5.0	7.0	29	2	3	3.0	3.5	
11	150	9	4	11.5	17.0	118	14	7	10.0	15.5	84	30	6	5.0	8.0	75	20	5	9.5	13.0	3	8	3	3.5	6.0	39	8	12	7.0	9.5	39	6	5	3.5	6.0	27	4	2	4.0	5.0
12	151	7	3	12.0	14.5	120	12	5	11.5	16.5	86	24	8	13.0	19.0	75	20	4	9.5	13.0	5	4	3.5	5.5	39	6	11	3.0	5.0	40	8	8	3.5	6.0	29	3	2	2.5	4.0	
13	154	6	7	13.0/17.5	124	10	8	11.0	16.0	92	21	8	7.5	10.0	76	21	3	9.5	13.0	4	3	8	4	3.0	5.0	39	6	10	2.5	4.5	42	7	9	4.0	6.0	29	5	2	4.0	6.0
14	156	5	7	12.0/15.5	124	9	8	12.0	16.0	92	25	8	8.5	13.0	79	24	8	12.0	17.0	3	8	2	3.5	5.0	41	5	12	4.5	6.0	42	11	7	4.5	6.0	29	4	2	3.5	4.5	
15	154	7	3	11.0	17.5	124	18	6	13.0	18.5	96	24	12	13.0	20.0	77	22	4	7.0	8.0	13	4	5.0	6.5	47	9	11	6.0	9.5	44	9	7	4.5	6.0	29	2	2	3.5	4.5	
16	154	4	5	10.5	15.0	122	12	6	13.0	19.0	92	25	6	12.0	18.0	77	22	4	11.5	17.0	14	5	5.5	7.0	53	5	11	7.5	10.0	48	9	8	6.0	9.0	29	0	2	4.0	5.0	
17	152	5	4	12.5	18.5	124	11	12	11.5	15.5	98	16	13	10.5	16.5	87	9	10	10.8	13.5	19	7	6.5	8.5	59	8	14	5.5	8.0	48	9	6	4.0	6.0	27	3	4	2.0	3.0	
18	150	7	4	13.0/19.0	124	10	8	14.0	19.0	104	10	6	10.0	16.0	91	8	7	7.0	11.0	5	12	4	5.5	9.5	61	6	14	6.5	10.0	44	9	4	4.0	6.0	25	2	2	3.5	4.0	
19	150	6	6	12.0/16.5	124	10	5	11.5	16.0	108	6	8	11.0	14.5	93	7	6	6.0	9.0	11	4	6.0	9.5	61	8	15	6.5	8.5	42	6	4	3.0	5.5	25	2	2	1.5	2.0		
20	150	4	7	13.0/17.5	126	6	6	9.5	13.0	108	7	8	10.0	16.0	93	5	4	8.5	13.0	5	8	5	6.0	10.0	61	7	12	5.0	7.5	42	6	5	3.0	4.5	25	2	2	2.0	3.0	
21	148	7	3	11.5	17.0	126	9	8	10.5	15.5	110	6	10	11.0	17.0	95	3	8	7.0	13.0	6	8	6.5	10.0	63	7	14	4.5	7.0	40	7	2	3.0	4.5	25	2	2	1.5	2.5	
22	150	6	5	14.5	19.0	126	10	6	11.5	18.0	110	6	10	10.0	16.0	93	9	5	7.5	11.5	7	6	6.0	10.0	61	6	16	4.0	6.0	42	9	4	3.0	5.0	25	2	2	3.0	3.5	
23	150	9	4	13.5	19.0	128	10	8	8.5	12.0	110	11	8	9.5	16.0	93	8	4	9.0	15.0	5	6	7.0	11.0	55	7	11	4.5	6.5	42	10	4	3.5	5.5	25	2	2	2.0	3.5	

Fam = median value of effective antenna noise in db above ktb
 Du = ratio of upper decile to median in db
 Df = ratio of median to lower decile in db
 Vdm = median deviation of average voltage in db below mean power
 L-dim = median deviation of average logarithm in db below mean power

Hour (ST)	Frequency (Mc)																																		
	.013				.051				.160				.495				2.5				5				10				20						
	F _{am}	D _g	V _{dm}	L _{dm}	F _{am}	D _g	V _{dm}	L _{dm}	F _{am}	D _g	V _{dm}	L _{dm}	F _{am}	D _g	V _{dm}	L _{dm}	F _{am}	D _g	V _{dm}	L _{dm}	F _{am}	D _g	V _{dm}	L _{dm}	F _{am}	D _g	V _{dm}	L _{dm}	F _{am}	D _g	V _{dm}	L _{dm}	F _{am}	D _g	V _{dm}
00	148	2	5	13.5	18.5	124	6	7	11.0	16.5	104	8	6	7.0	16.0	90	7	4	7.5	14.0	59	7	4	4.0	8.0	42	8	4	4.0	5.5	23	4	4	2.0	2.5
01	148	2	5	13.0	19.0	124	6	6	10.0	16.0	106	6	6	9.0	15.5	91	5	5	7.5	14.0	61	7	6	6.5	11.0	42	14	4	4.5	6.5	23	4	4	2.0	2.5
02	148	4	2	11.5	18.0	124	7	5	9.0	15.0	106	7	10	8.0	14.0	90	6	5	6.0	12.0	61	7	4	6.0	9.0	42	11	4	3.5	6.0	23	4	2	2.0	3.0
03	150	3	4	12.0	17.5	126	7	6	11.0	17.0	108	6	12	9.5	15.5	89	6	4	8.0	15.0	61	6	8	5.5	10.0	38	5	0	3.0	5.0	23	5	2	2.0	3.0
04	150	5	2	11.5	16.5	126	5	4	9.5	15.0	106	6	12	8.0	15.0	89	8	12	9.0	16.0	59	9	4	9.5	14.0	40	2	4	2.5	4.0	25	4	4	2.0	3.0
05	150	5	2	10.5	16.0	126	5	7	10.5	16.5	102	7	11	10.0	18.0	85	6	13	9.5	12.5	59	12	8	8.0	13.0	38	4	1	2.0	3.0	25	4	4	1.5	2.5
06	150	5	3	11.0	16.5	124	7	6	12.0	17.0	93	9	7	11.5	18.0	75	12	4	2.5	5.5	53	12	6	6.0	9.5	56	10	11	4.0	6.5	27	4	6	1.5	2.5
07	148	4	2	11.0	16.5	118	5	5	11.5	18.0	82	15	4	11.0	19.0	75	5	2	2.0	4.0	45	8	4	5.5	7.5	52	5	11	3.5	7.0	26	6	5	2.0	3.0
08	146	4	2	11.0	16.0	112	9	12	11.0	17.0	86	12	12	9.0	18.5	76	12	2	2.0	3.5	43	8	5	2.0	3.5	45	6	12	3.5	7.0	27	4	6	1.5	3.0
09	146	6	4	11.5	16.5	111	7	13	13	12.0	84	18	12	10.0	15.0	73	14	0	3.0	6.5	39	9	2	2.0	3.0	37	9	6	5.5	9.0	27	7	6	3.0	4.5
10	146	4	4	10.0	15.5	112	7	13	12.0	18.0	84	18	13	7.0	12.0	73	5	2	2.0	3.5	39	9	4	3.0	4.5	37	7	6	4.0	6.0	25	7	5	3.0	5.0
11	148	4	5	11.0	16.0	114	6	9	12.0	17.0	84	9	13	7.0	12.0	73	4	2	1.5	3.0	41	3	4	3.5	5.0	35	4	5	3.0	3.5	25	7	5	3.0	5.0
12	150	4	4	10.5	16.0	118	8	6	10.0	16.0	86	9	10	7.5	12.5	75	4	2	5.0	7.0	39	5	4	3.0	4.5	35	7	5	2.5	4.0	25	4	5	4.0	6.0
13	152	2	5	10.0	15.0	120	7	6	10.0	15.5	88	5	9	6.0	13.0	73	5	2	3.0	5.0	39	4	4	2.0	4.0	36	7	5	4.5	7.0	23	10	3	3.0	5.5
14	152	4	3	10.0	15.5	122	4	6	9.5	15.0	89	9	5	8.0	13.5	73	4	2	3.0	5.0	39	4	4	3.0	4.5	38	7	5	4.0	6.0	25	5	3	3.0	4.5
15	154	2	5	10.0	15.0	120	6	5	10.0	15.0	90	6	7	9.0	14.0	75	3	4	7.5	10.5	39	4	2	3.0	5.0	43	6	8	4.5	7.5	25	4	4	3.5	5.0
16	152	2	3	11.0	16.0	118	6	6	9.5	15.0	88	10	5	8.5	14.5	73	7	0	4.0	5.5	41	3	3	4.0	5.0	51	4	9	3.0	5.5	25	5	4	2.5	3.5
17	150	2	3	11.5	17.0	114	11	7	12.5	18.0	90	10	4	9.5	15.0	77	6	4	12.0	19.0	45	4	4	5.0	7.0	59	5	6	5.5	9.0	23	5	2	3.0	4.0
18	148	3	4	13.5	19.0	120	8	5	10.5	16.5	100	9	4	7.5	13.0	87	6	4	6.0	10.0	51	7	4	4.5	7.0	60	7	7	5.0	8.0	23	5	4	2.0	3.0
19	148	4	3	13.0	19.0	124	4	5	10.0	15.5	104	5	6	8.0	13.0	89	6	4	7.0	12.0	57	3	4	4.5	7.5	67	8	15	5.0	8.0	21	5	2	2.0	3.0
20	148	5	6	13.0	18.0	124	6	6	10.5	16.0	104	8	5	8.5	14.5	89	6	4	6.5	11.5	57	6	4	5.0	8.0	63	8	9	3.5	6.0	23	3	4	2.0	3.0
21	148	5	6	13.0	18.0	124	5	6	10.0	15.0	104	9	6	8.5	14.0	89	6	4	6.5	11.0	57	6	5	4.0	6.5	63	10	10	5.0	8.5	23	3	4	2.0	3.0
22	146	6	4	12.0	17.0	124	7	6	9.5	15.0	104	11	5	8.0	13.5	89	8	4	6.0	10.0	58	7	5	3.5	6.5	59	8	8	3.0	6.0	21	5	2	1.5	3.0
23	146	5	4	12.0	18.0	124	7	7	9.0	15.0	102	11	4	8.0	15.0	91	5	6	8.5	14.0	59	6	6	4.0	7.5	54	7	8	5.0	7.5	23	4	4	2.0	3.0

F_{am} = median value of effective antenna noise in db above ktb
 D_g = ratio of upper decile to median in db
 V_{dm} = ratio of median to lower decile in db
 L_{dm} = median deviation of average voltage in db below mean power
 L_{dm} = median deviation of average logarithm in db below mean power

MONTH-HOUR VALUES OF RADIO NOISE

Station Balboa, Canal Zone Lat. 9.0 N Long. 79.5 W Month February 19 64

Hour (LST)	Frequency (Mc)																							
	.013			.051			.160			.495			2.5			5			10			20		
	F _m	D _f	V _{dm}	F _m	D _f	V _{dm}	F _m	D _f	V _{dm}	F _m	D _f	V _{dm}	F _m	D _f	V _{dm}	F _m	D _f	V _{dm}	F _m	D _f	V _{dm}	F _m	D _f	V _{dm}
00	148	5	* 11.0 16.5	128	7	* 10.0 16.0	108	10	* 9.0 15.0	94	7	* 8.0 15.0	61	10	* 6.0 10.0	57	10	* 4.0 6.0	22	4	* 4.0 6.0	22	4	* 4.0 6.0
01	150	4	* 12.0 17.0	127	9	* 11.0 16.0	108	10	* 10.0 16.0	94	5	* 9.0 15.0	61	8	* 7.0 11.0	57	4	* 6.0 10.0	24	0	* 4.0 6.0	24	0	* 3.0 4.0
02	148	6	* 10.5 15.5	128	6	* 11.0 17.0	110	5	* 10.0 17.0	94	5	* 9.0 15.0	64	8	* 6.0 10.0	56	6	* 4.0 6.0	24	0	* 4.0 6.0	24	0	* 2.0 3.5
03	150	5	* 11.5 17.0	128	8	* 12.0 17.5	108	10	* 12.0 17.5	96	3	* 11.0 16.0	62	8	* 8.0 12.0	56	7	* 5.0 8.5	24	1	* 3.5 5.0	24	1	* 2.5 3.5
04	150	6	* 11.0 15.5	126	10	* 10.0 15.0	108	9	* 10.0 15.0	92	7	* 12.0 15.5	62	9	* 9.0 12.0	55	8	* 3.0 4.5	24	1	* 4.0 7.0	24	1	* 2.0 3.0
05	152	4	* 11.0 16.5	126	11	* 11.0 17.0	106	9	* 13.0 19.0	87	10	* 13.0 19.0	62	6	* 9.0 13.0	54	14	* 6.0 10.0	24	1	* 3.5 5.5	24	1	* 2.0 3.0
06	150	3	* 11.5 16.5	124	8	* 12.0 17.5	94	20	* 16.0 19.5	74	24	* 12.0 15.5	54	11	* 6.0 8.0	58	8	* 6.0 8.0	24	3	* 6.0 8.0	24	3	* 2.0 3.0
07	150	4	* 12.5 18.0	120	14	* 14.0 18.0	93	21	* 19.0 24.0	79	18	* 12.0 15.5	54	9	* 9.0 13.0	54	8	* 6.0 8.0	26	4	* 6.0 8.0	26	4	* 4.0 5.5
08	150	4	* 12.5 16.0	116	18	* 12.0 15.0	88	26	* 14.0 16.0	78	15	* 6.0 8.0	44	8	* 6.0 9.0	50	6	* 5.0 8.5	24	8	* 4.0 7.5	24	8	* 2.0 4.0
09	150	3	* 10.0 15.0	116	16	* 14.0 17.0	83	30	* 13.0 19.5	76	10	* 4.0 5.0	38	6	* 4.0 5.0	46	4	* 8.0 11.0	24	8	* 4.0 6.0	24	8	* 2.0 3.0
10	148	5	* 11.0 16.0	111	19	* 13.5 19.5	80	28	* 11.0 15.5	74	8	* 4.5 5.5	38	8	* 4.5 7.0	46	2	* 8.0 13.0	24	10	* 4.5 7.5	24	10	* 3.0 4.0
11	150	4	* 11.0 16.0	116	11	* 10.5 17.0	86	23	* 12.0 15.0	76	8	* 4.5 5.0	38	4	* 4.0 7.0	44	4	* 6.0 11.0	24	6	* 4.0 7.0	24	6	* 4.0 5.5
12	152	4	* 11.5 15.5	122	8	* 11.5 16.0	90	16	* 8.0 13.5	76	4	* 4.0 5.0	36	6	* 2.5 7.0	44	2	* 7.0 12.0	24	6	* 4.0 7.0	24	6	* 2.0 4.0
13	154	4	* 9.5 15.0	125	7	* 12.0 11.5	96	8	* 14.0 16.5	76	8	* 4.0 5.0	38	2	* 4.0 7.0	42	4	* 9.0 13.0	26	4	* 4.5 7.0	26	4	* 3.5 5.0
14	154	4	* 10.5 15.5	127	5	* 11.0 16.0	98	10	* 12.0 16.5	76	10	* 4.0 5.0	38	4	* 5.0 7.0	44	4	* 8.0 12.5	25	3	* 4.0 6.5	25	3	* 4.0 6.0
15	158	2	* 10.5 15.5	126	4	* 10.0 14.5	98	10	* 12.0 13.5	76	14	* 4.5 7.0	38	4	* 2.5 7.0	48	5	* 6.0 9.5	26	4	* 4.5 6.5	26	4	* 4.0 6.0
16	156	2	* 10.0 15.0	124	10	* 10.0 15.0	98	11	* 11.0 15.0	80	14	* 6.0 9.0	39	6	* 3.0 6.0	51	6	* 3.5 9.5	24	6	* 3.0 5.5	24	6	* 3.5 5.5
17	154	5	* 11.0 16.0	122	16	* 12.0 16.5	96	18	* 9.0 13.5	80	10	* 4.0 5.0	46	6	* 6.0 9.5	56	10	* 4.0 8.0	24	4	* 4.5 8.0	24	4	* 2.0 4.0
18	152	4	* 11.0 16.5	124	10	* 11.0 17.5	104	8	* 9.0 14.0	92	4	* 6.0 10.0	52	8	* 6.0 8.5	65	10	* 10.0 15.0	22	3	* 4.5 8.0	22	3	* 4.0 5.0
19	152	3	* 12.0 17.0	128	6	* 9.0 15.0	106	6	* 8.5 14.0	94	4	* 7.0 11.5	58	7	* 6.0 10.0	68	10	* 12.0 15.5	22	4	* 5.5 8.0	22	4	* 2.0 3.0
20	149	5	* 10.5 16.0	128	7	* 9.5 15.0	108	4	* 10.0 15.0	94	4	* 6.0 10.0	58	8	* 5.0 8.0	67	7	* 7.0 12.0	22	4	* 4.0 7.0	22	4	* 2.5 4.0
21	150	2	* 13.5 17.0	126	8	* 9.0 15.0	108	7	* 9.0 15.0	94	6	* 7.0 12.5	58	12	* 6.0 10.0	62	10	* 6.0 10.0	22	4	* 4.5 7.0	22	4	* 2.5 3.5
22	148	5	* 13.0 17.0	127	6	* 9.5 15.0	108	8	* 9.0 16.0	94	6	* 7.0 13.0	60	8	* 12.0 16.0	56	10	* 4.0 7.0	22	4	* 4.0 6.0	22	4	* 2.0 3.5
23	148	6	* 12.0 17.0	126	10	* 10.0 16.0	110	8	* 8.0 15.0	94	6	* 7.5 13.5	58	12	* 8.0 15.0	56	14	* 6.0 9.5	22	12	* 4.5 6.0	22	12	* 2.0 3.0

F_m = median value of effective antenna noise in db above k1b
 D_f = ratio of upper decile to median in db
 V_{dm} = ratio of median to lower decile in db
 V_{dm} = median deviation of average voltage in db below mean power
 L_{dm} = median deviation of average logarithm in db below mean power

MONTH-HOUR VALUES OF RADIO NOISE

Station Bill, Wyoming Lat. 43.2 N Long. 105.2 W Month December 19 63

Time (hr)	Frequency (Mc)																																							
	.013				.051				.160				.495				2.5				5				10				20											
	F _{am}	D _f	V _{dm}	L _{dm}	F _{am}	D _f	V _{dm}	L _{dm}	F _{am}	D _f	V _{dm}	L _{dm}	F _{am}	D _f	V _{dm}	L _{dm}	F _{am}	D _f	V _{dm}	L _{dm}	F _{am}	D _f	V _{dm}	L _{dm}	F _{am}	D _f	V _{dm}	L _{dm}	F _{am}	D _f	V _{dm}	L _{dm}								
00	152	2	4	8.5	13.5	128	3	4	2.5	5.0	95	5	8	8.5	15.5	78	6	6	6.5	11.5	50	6	4	3.0	5.5	46	6	3	2.0	5.5	43	0	12	1.0	3.5	25	0	0	1.0	2.5
01	152	3	2	8.5	14.0	130	2	6	2.0	5.0	94	7	6	7.5	14.5	77	6	5	6.5	11.0	50	5	6	3.5	5.5	48	6	4	2.5	5.0	46	6	14	2.0	4.0	25	0	0	1.0	2.5
02	152	2	2	8.5	14.5	130	4	5	2.0	5.0	93	6	6	8.0	14.0	76	8	8	7.5	12.5	48	7	3	3.0	6.0	44	12	12	1.5	4.5	25	0	0	0.5	2.5	25	0	0	0.5	2.5
03	152	4	2	9.5	15.5	130	4	4	1.5	4.5	93	4	7	9.0	14.5	74	8	4	7.5	13.0	48	7	2	3.0	6.5	42	16	10	2.0	4.0	25	0	0	0.5	2.0	25	0	0	0.5	2.0
04	152	2	2	10.5	16.5	130	4	3	2.0	5.0	91	6	7	9.0	14.5	72	9	8	8.0	12.5	48	6	2	3.0	6.0	40	14	8	1.5	3.5	25	2	0	0.5	2.0	25	2	0	0.5	2.0
05	152	2	2	10.5	16.5	131	3	4	2.0	4.5	89	6	6	8.0	14.0	68	8	7	6.5	11.5	48	5	3	3.0	4.5	48	2	4	2.5	6.0	34	14	4	1.0	3.0	25	2	0	0.5	2.0
06	152	2	2	11.5	17.5	130	3	2	1.5	4.5	84	7	8	8.5	13.5	60	10	4	5.0	8.0	46	5	3	2.5	4.5	44	4	2	2.5	4.5	36	9	4	2.0	4.0	25	2	0	1.0	2.5
07	152	2	3	11.5	17.0	122	4	4	1.5	4.0	73	9	4	6.0	8.5	54	6	4	1.5	4.0	44	4	4	2.5	4.5	44	2	2	2.0	4.0	38	3	4	2.0	4.0	25	2	0	1.5	3.0
08	149	1	2	10.0	16.0	124	2	8	2.0	5.0	69	15	5	1.5	3.5	52	6	2	1.5	3.5	28	10	4	2.5	5.0	38	6	4	3.0	4.5	36	4	4	2.0	4.0	27	0	2	1.0	3.0
09	148	4	4	10.5	16.5	122	2	14	2.0	5.0	67	18	4	1.5	3.0	52	6	2	2.0	4.0	22	6	4	1.5	3.5	30	4	6	1.5	3.0	34	2	4	1.5	4.0	27	1	2	1.5	3.0
10	146	4	2	10.0	16.0	120	4	4	2.0	4.5	69	16	4	1.5	3.0	52	6	2	2.0	3.5	20	4	2	1.0	2.5	26	6	6	1.0	3.0	32	2	3	2.0	4.0	27	2	0	0.5	2.5
11	146	4	4	10.5	15.5	120	4	4	2.0	5.0	69	16	6	1.5	3.0	52	6	2	2.0	4.0	20	4	2	1.5	3.0	22	6	5	1.0	2.5	32	2	4	1.5	3.0	27	2	2	1.0	2.5
12	146	4	4	11.0	16.0	120	4	4	2.0	4.5	69	15	6	1.5	3.0	52	6	2	2.0	3.5	20	2	2	1.0	2.5	22	6	7	1.5	3.0	32	2	3	1.0	3.0	27	3	2	0.5	2.5
13	146	4	5	10.5	15.5	120	4	3	2.0	5.0	69	15	5	1.5	3.0	52	6	2	2.0	4.0	20	5	2	1.5	3.0	22	7	5	1.0	3.0	34	4	4	2.5	4.0	27	1	2	1.0	3.0
14	146	4	5	10.5	16.0	120	4	8	2.5	5.0	69	15	6	1.5	3.0	52	6	2	2.5	4.0	20	6	2	1.5	3.5	24	8	4	1.5	3.0	39	9	6	2.0	4.0	25	2	0	2.0	2.5
15	144	4	5	11.0	16.5	120	4	12	2.0	5.0	69	11	4	1.5	3.5	54	4	4	2.0	3.5	28	10	4	1.5	3.0	30	7	2	1.0	2.5	44	8	7	2.0	4.5	25	2	0	0.5	2.0
16	144	4	4	11.5	16.0	122	2	8	2.0	5.0	77	10	10	6.0	10.0	58	6	6	2.5	5.0	30	8	4	1.5	3.0	42	5	5	2.0	4.0	46	11	8	2.0	4.5	25	2	0	0.5	2.0
17	144	6	2	11.5	18.0	122	3	6	2.5	5.5	81	10	6	8.0	14.0	64	7	6	5.0	8.5	42	5	8	2.0	3.5	44	6	3	2.0	4.0	42	8	9	2.0	4.0	25	2	0	0.5	2.0
18	146	4	4	12.5	18.0	124	4	2	1.5	5.0	86	12	9	7.5	13.0	70	10	6	6.0	10.0	44	6	4	2.0	5.0	46	5	4	2.0	4.0	38	12	8	1.5	3.5	25	1	0	1.0	2.5
19	148	4	6	12.0	18.0	128	2	4	2.0	5.0	89	9	8	8.0	13.0	74	10	6	6.5	11.0	46	7	3	3.0	5.5	48	4	6	2.0	4.0	36	16	4	1.5	3.5	25	0	0	0.5	2.5
20	148	4	4	12.5	18.0	128	3	4	3.0	6.0	91	10	6	8.5	15.0	75	10	7	6.5	11.0	48	6	4	3.0	5.5	46	8	4	2.0	4.5	36	10	6	2.0	3.5	25	0	0	1.0	2.5
21	148	5	2	11.0	17.0	128	4	3	2.5	5.5	93	8	9	8.0	15.0	78	6	6	6.0	11.0	50	4	4	3.0	5.5	46	8	4	2.5	5.5	34	17	4	1.5	3.5	25	0	0	1.0	2.5
22	150	4	4	9.0	14.5	128	2	5	2.5	5.5	93	9	6	8.0	15.0	80	2	7	6.0	11.0	50	3	4	3.5	5.5	46	5	2	2.5	5.5	38	12	8	2.0	4.0	25	0	0	1.0	2.5
23	150	4	2	9.0	14.0	128	2	4	2.5	5.0	95	6	9	8.5	15.5	78	6	6	6.0	11.5	50	4	4	3.0	5.5	46	6	2	3.0	5.5	40	13	8	1.5	3.0	25	0	0	1.0	2.5

F_{am} = median value of effective antenna noise in db above ktb
 D_f = ratio of upper decile to median in db
 V_{dm} = ratio of median to lower decile in db
 V_{dm} = median deviation of average voltage in db below mean power
 L_{dm} = median deviation of average logarithm in db below mean power

MONTH-HOUR VALUES OF RADIO NOISE

Station Bill, Wyoming

Lat. 43.2 N Long. 105.2 W

Month January

19 64

Hour (EST)	Frequency (Mc)																																			
	.013				.160				.495				2.5				5				10				20											
	Fam	D _f	Vdm	L _{dm}	Fam	D _f	Vdm	L _{dm}	Fam	D _f	Vdm	L _{dm}	Fam	D _f	Vdm	L _{dm}	Fam	D _f	Vdm	L _{dm}	Fam	D _f	Vdm	L _{dm}	Fam	D _f	Vdm	L _{dm}	Fam	D _f	Vdm	L _{dm}				
00	148	7	0	10.0	16.0	128	4	4	2.5	4.5	90	14	6	9.0	15.0	76	8	8	7.0	11.0	48	6	4	3.0	5.0	33	14	4	1.5	3.0	24	0	0	0.5	2.0	
01	150	5	2	10.5	16.5	128	5	3	2.5	5.0	92	11	7	8.0	13.0	76	9	7	7.0	11.5	48	5	3	3.0	6.0	33	13	4	1.0	2.5	24	2	0	0.5	2.0	
02	152	3	4	10.5	16.5	128	5	4	2.0	4.5	90	14	6	8.5	13.5	76	9	10	6.5	11.0	48	6	2	3.0	6.5	31	16	2	1.5	4.0	24	2	0	0.5	2.0	
03	150	5	2	10.0	17.0	128	4	4	2.0	4.5	88	16	6	9.5	14.0	72	9	8	7.5	12.0	48	8	4	4	3.0	6.0	33	13	4	1.0	3.0	24	2	0	0.5	2.5
04	150	4	4	11.5	18.0	128	2	3	2.0	4.5	88	11	5	9.0	13.5	70	18	9	6.0	11.0	48	6	6	3.0	5.0	33	8	3	1.0	2.5	26	0	2	1.0	2.5	
05	150	5	4	12.5	19.0	128	3	2	2.5	5.0	84	14	4	8.0	13.0	64	12	4	5.0	8.0	48	4	3	3.5	6.0	33	8	3	1.0	2.5	26	0	2	1.5	3.0	
06	150	3	2	11.5	17.5	128	2	4	2.5	5.0	82	5	5	8.0	12.0	60	4	5	4.5	7.0	46	6	4	4	3.0	5.0	35	5	4	1.5	3.0	26	0	2	1.5	2.5
07	150	4	2	11.5	17.5	118	4	4	2.5	5.0	74	9	6	6.0	9.0	54	4	2	2.0	4.0	42	4	3	2.5	5.0	35	7	2	2.0	4.0	26	0	2	1.0	2.5	
08	148	4	4	11.5	17.0	120	2	3	2.0	4.5	70	5	5	2.5	4.0	56	2	6	2.0	4.5	30	7	4	6	2.5	4.0	35	4	3	1.5	4.0	26	0	2	1.0	2.5
09	146	6	6	11.0	17.0	114	6	8	2.0	4.5	72	12	6	1.5	3.0	54	6	4	2.0	3.5	22	2	2	1.5	3.0	33	4	4	1.5	3.5	26	0	2	0.5	2.0	
10	144	10	3	10.0	15.0	114	6	8	2.0	4.0	74	8	10	2.0	3.5	54	4	4	2.0	3.5	20	4	4	1.5	2.5	33	2	6	2.0	4.0	26	0	2	0.5	2.5	
11	144	6	4	10.0	15.0	116	4	8	1.5	3.5	76	10	10	1.5	3.0	54	4	2	2.0	4.0	18	4	2	1.0	3.0	33	2	8	1.5	3.0	26	0	2	1.5	3.0	
12	144	7	5	9.5	14.0	116	4	4	2.0	4.5	76	10	10	2.0	3.5	54	5	4	1.5	3.5	18	6	2	1.5	3.0	33	3	6	1.5	4.0	26	0	2	1.0	3.0	
13	144	6	4	10.0	14.5	116	5	4	2.5	4.5	78	10	12	1.0	2.5	54	4	4	1.5	3.5	18	6	2	1.5	3.0	33	9	5	1.5	3.5	24	2	0	0.5	2.5	
14	142	9	3	9.5	14.5	114	6	3	1.5	4.0	76	10	9	1.5	3.0	54	4	2	2.5	4.5	20	6	5	1.0	3.0	39	8	8	2.0	4.0	24	2	0	0.5	2.0	
15	142	6	4	10.0	16.0	112	8	7	2.0	4.0	80	10	12	1.5	3.5	56	4	6	2.0	4.0	22	7	4	1.0	3.5	41	10	7	1.5	4.0	24	2	0	1.0	2.5	
16	142	5	5	11.5	16.0	116	4	7	2.5	4.5	80	12	12	3.0	4.5	58	12	6	2.0	3.0	42	5	17	2.0	4.5	43	10	8	2.5	4.5	24	2	0	0.5	2.0	
17	144	6	5	11.0	16.0	120	4	2	2.5	4.5	82	16	9	5.0	7.5	63	17	6	3.0	6.0	42	8	4	4	2.0	5.0	37	12	4	2.0	4.0	24	0	0	1.0	2.5
18	144	7	4	12.0	17.0	124	3	5	2.5	4.5	84	18	8	5.0	7.0	66	15	4	5.5	9.0	44	11	7	2.5	5.0	33	12	4	1.5	3.5	24	0	0	1.0	2.5	
19	146	6	5	12.0	17.5	124	5	2	2.0	4.5	86	16	8	7.0	12.0	72	10	7	5.0	8.5	46	8	5	2.5	4.5	48	5	2	3.0	6.0	31	9	2	1.5	3.0	
20	146	5	4	12.5	18.5	126	4	4	2.5	4.5	90	15	10	8.0	12.5	74	12	8	5.5	10.0	48	7	4	2.5	5.0	48	5	3	2.5	5.0	31	10	2	1.0	2.5	
21	146	7	2	12.0	18.0	126	4	2	2.5	4.5	88	20	6	7.0	11.5	74	13	6	5.5	9.5	50	8	4	3.0	6.0	31	6	2	1.0	2.5	24	0	0	1.0	2.0	
22	148	5	4	11.5	17.5	126	5	2	2.5	4.5	90	16	8	8.5	12.5	76	11	9	5.5	11.0	49	6	4	4	3.0	6.0	31	9	3	1.0	2.5	24	0	0	0.5	2.0
23	148	5	2	11.0	17.0	126	5	4	2.5	5.0	90	15	6	9.0	15.0	76	11	7	5.5	10.0	48	8	4	4	2.5	5.0	31	11	2	1.5	2.5	24	0	0	0.5	2.0

Fam = median value of effective antenna noise in db above ktb
 Du = ratio of upper decile to median in db
 D_f = ratio of median to lower decile in db
 Vdm = median deviation of average voltage in db below mean power
 L_{dm} = median deviation of average logarithm in db below mean power

MONTH-HOUR VALUES OF RADIO NOISE

Station Bill, Wyoming

Lat. 43.2 N Long. 105.2 W

Month February 19 64

Hour (EST)	Frequency (Mc)																																							
	.013			.051			.160			.495			2.5			5			10			20																		
	F _{am}	D _f	V _{dm}	F _{om}	D _f	V _{dm}	F _{om}	D _f	V _{dm}	F _{am}	D _f	V _{dm}	F _{om}	D _f	V _{dm}	F _{am}	D _f	V _{dm}	F _{om}	D _f	V _{dm}	F _{am}	D _f	V _{dm}	F _{om}	D _f	V _{dm}													
00	149	5	2	105	120	127	4	4	30	53	92	11	5	6.0	10.5	76	10	7	5.0	10.0	57	7	4	3.5	6.0	52	2	5	3.0	6.0	13	2	1.0	2.5	25	1	1	0.5	2.0	
01	148	4	2	110	175	127	4	6	3.0	55	92	11	7	10.0	17.0	76	8	9	6.0	10.5	51	4	5	3.0	5.5	50	4	2	2.5	6.0	38	7	8	1.0	2.5	26	0	2	0.5	2.0
02	148	4	1	120	185	126	4	2	1.5	45	92	12	11	9.0	16.5	74	13	9	2.0	11.5	51	5	6	3.5	6.0	52	2	3	3.0	6.5	32	10	2	1.5	3.0	26	0	2	1.0	2.5
03	150	2	2	120	190	127	4	1	3.0	6.0	88	14	5	10.0	16.0	68	16	4	5.5	9.5	49	12	4	3.5	6.0	48	4	2	4.0	7.0	32	7	2	1.5	3.0	26	0	2	1.5	3.0
04	150	1	2	120	180	128	4	4	2.5	5.5	87	17	6	9.5	14.0	66	14	5	5.5	8.5	49	12	5	3.0	5.0	50	4	2	3.5	6.0	32	7	2	1.5	3.0	26	0	0	1.5	3.0
05	148	4	1	120	185	128	2	4	2.0	5.0	82	11	9	8.5	12.5	63	7	4	5.0	8.0	47	10	3	2.5	4.0	48	3	2	2.0	5.0	32	4	2	1.5	3.0	26	0	0	1.5	2.5
06	148	3	2	120	185	128	1	2	2.5	5.0	79	7	5	9.0	14.5	56	5	3	4.0	6.5	45	5	7	2.0	4.0	44	2	0	3.5	5.5	38	3	4	1.5	4.0	26	0	0	1.5	3.0
07	148	3	2	115	175	120	4	1	7.0	4.0	68	6	5	5.0	7.0	50	4	0	2.0	3.5	41	7	8	3.5	6.0	44	2	4	3.5	6.0	35	3	3	1.5	3.5	26	0	2	1.5	3.0
08	144	3	2	120	165	118	2	3	2.5	5.0	66	15	4	1.5	3.0	50	2	0	7.0	3.0	27	2	6	2.0	3.5	34	4	5	2.0	3.5	34	2	2	1.5	3.5	26	0	2	1.0	2.5
09	142	3	2	115	170	113	3	7	2.0	4.5	72	10	10	1.0	2.5	50	3	0	1.5	3.5	21	5	3	1.5	2.5	30	2	9	1.0	2.5	34	0	4	1.5	4.0	24	2	0	1.0	3.0
10	144	2	4	120	170	113	5	7	2.0	4.5	74	12	9	1.0	2.5	50	4	0	2.0	3.5	21	2	4	2.0	3.0	25	5	4	1.5	3.0	32	2	3	2.0	3.5	24	2	0	1.0	2.5
11	144	2	4	100	150	116	4	7	2.5	5.0	76	7	12	0.5	2.5	50	4	0	2.0	3.5	19	2	1	1.5	3.0	24	4	9	1.5	2.5	32	2	3	1.5	3.5	26	1	2	1.0	3.0
12	144	2	5	95	150	116	4	8	2.0	5.0	76	4	12	2.0	3.0	51	3	1	2.0	4.0	21	2	4	1.5	3.0	22	5	5	2.0	3.5	32	2	3	2.0	4.0	24	5	0	1.5	2.5
13	144	2	5	95	150	116	4	11	2.5	6.0	74	4	10	0.5	2.0	52	3	2	7.0	3.0	19	6	1	2.0	3.5	22	5	5	1.0	2.5	32	5	2	1.5	3.5	24	5	0	1.5	3.0
14	144	1	5	100	150	116	4	6	2.5	5.0	74	5	10	1.0	2.5	50	4	0	2.0	3.5	21	1	3	1.5	3.0	26	3	6	2.0	3.5	38	4	5	1.0	3.0	24	2	0	1.0	3.0
15	142	2	5	105	150	114	3	4	2.0	5.0	70	9	6	7.0	3.0	51	3	1	2.0	3.5	23	2	4	1.5	2.5	29	3	5	0.5	2.0	41	6	6	2.0	5.0	24	0	0	1.0	2.5
16	142	2	7	115	160	114	4	7	2.0	5.0	72	11	6	3.5	5.5	52	5	2	2.0	3.5	23	14	3	1.5	3.0	38	9	4	1.0	3.5	45	7	8	1.5	4.0	24	0	0	1.0	2.5
17	142	2	3	125	175	120	3	2	3.0	5.0	83	6	9	5.0	8.5	58	6	5	2.5	5.0	33	11	2	1.5	3.0	50	5	4	2.5	5.0	44	11	9	2.0	5.0	24	0	0	1.0	2.5
18	143	4	4	120	185	120	6	2	3.0	5.5	88	11	9	4.0	8.5	66	7	11	3.5	6.5	46	6	6	2.0	4.5	51	5	6	2.5	5.5	33	14	3	7.5	3.0	24	0	0	1.0	2.5
19	145	3	6	130	180	124	5	3	2.5	5.5	88	11	10	6.0	10.0	70	7	5	5.0	8.0	49	3	9	2.5	4.5	52	2	4	2.0	5.0	32	4	2	1.0	3.0	24	0	0	1.0	2.5
20	145	5	4	120	180	126	4	4	2.0	5.0	92	9	5	5.0	9.5	74	5	7	6.5	10.0	51	4	9	3.0	5.5	50	3	2	2.0	5.0	30	6	2	2.0	3.5	24	0	0	1.0	2.5
21	145	5	3	125	180	126	5	3	2.5	5.0	92	11	4	10.0	12.0	74	9	7	5.0	9.5	51	4	7	2.0	5.0	50	2	4	3.0	6.5	30	11	2	1.5	2.5	24	0	0	1.0	2.5
22	146	5	4	125	185	126	5	4	1.5	5.0	92	10	11	5.0	8.5	77	7	8	6.0	10.0	51	5	7	2.0	4.0	51	5	3	4.0	6.5	33	11	4	1.5	4.0	24	1	0	1.0	2.5
23	146	7	2	100	170	128	3	5	3.0	6.0	93	11	7	5.0	9.0	76	12	9	5.0	10.0	51	7	6	2.0	4.5	50	5	4	2.5	6.0	33	12	3	1.0	2.5	24	2	0	1.0	2.5

F_{om} = median value of effective antenna noise in db above ktb
 D_f = ratio of upper decile to median in db
 V_{dm} = ratio of median to lower decile in db
 F_{am} = median deviation of average voltage in db below mean power
 L_{dm} = median deviation of average logarithm in db below mean power

Hour (LST)	Frequency (Mc)																																				
	.013			.051			.160			.495			2.5			5			10			20															
	F _{em}	D _g	V _{dm}	F _{om}	D _g	V _{dm}	F _{em}	D _g	V _{dm}	F _{om}	D _g	V _{dm}	F _{em}	D _g	V _{dm}	F _{om}	D _g	V _{dm}	F _{em}	D _g	V _{dm}	F _{om}	D _g	V _{dm}	F _{em}	D _g	V _{dm}										
00	153	2	3	10.0	155	129	4	4	4.0	7.5	96	10	6	8.5	130	81	7	4	6.5	10.0	51	8	4	6.0	9.0	46	8	12	4.0	6.5	25	0	2	2.5	3.5		
01	153	4	2	11.5	150	129	4	10	4.0	6.0	98	7	8	8.0	12.0	80	7	4	7.5	12.0	51	6	4	6.0	7.5	49	6	7	13	3.5	6.0	25	0	2	2.0	4.0	
02	153	3	2	10.5	160	130	3	7	3.0	5.5	94	11	7	7.5	10.5	80	6	6	6.0	9.0	51	6	6	5.0	7.5	51	8	12	10	4.0	7.5	25	2	2	3.0	5.0	
03	153	5	2	11.5	180	129	6	4	3.5	6.0	97	4	8	8.5	13.0	78	7	5	9.0	13.0	50	7	7	5.0	8.0	51	6	4	10	4.5	7.0	25	2	2	3.0	5.0	
04	153	4	1	13.0	190	129	6	4	4.0	6.0	93	4	8	8.0	12.5	76	6	8	5.5	8.5	52	3	5	5.5	8.0	51	6	4	14	6	2.0	4.0	25	2	2	3.5	4.5
05	153	3	2	13.0	180	129	4	4	3.5	6.0	89	10	6	9.0	10.5	71	10	4	4.0	7.0	51	4	4	5.0	7.5	51	4	4	16	4	4.0	5.5	25	2	2	3.0	4.5
06	153	6	2	12.0	175	127	4	4	3.0	5.5	85	4	6	5.0	8.0	68	4	2	2.5	5.0	50	3	5	5.0	7.5	47	6	4	8	4.5	7.0	25	2	2	3.0	4.5	
07	152	1	1	11.5	180	123	4	4	3.0	5.0	81	2	2	3.5	6.0	64	4	0	2.5	4.0	47	2	2	4.0	7.0	46	5	4	4	4.5	7.5	25	2	0	3.0	5.0	
08	150	3	3	12.0	180	121	2	4	3.0	5.5	81	2	2	3.0	5.0	67			2.0	4.0	45	2	4	3.0	5.5	39	6	7	3.5	5.5	25	2	0	3.0	5.0		
09	149	4	4	13.0	185	119			2.5	5.0	81	4	2	2.5	4.5	68	2	4	3.0	4.0	44	4	5	4.0	7.0	37	3	7	4.0	7.0	25	2	0	3.5	4.5		
10	147	4	3	12.5	180	119			3.0	6.0	81	5	3	3.0	5.0	68	2	2	2.0	3.5	45	4	4	2.0	4.5	35	5	7	4.0	6.0	27	2	2	2.5	4.0		
11	148	5	5	12.0	180	121	2	7	2.5	5.5	81	4	2	3.0	4.5	68	3	2	3.0	4.0	45	4	6	4.0	5.5	35	5	6	3.5	5.0	27	2	2	2.5	4.0		
12	147	6	4	12.0	175	121	4	8	4.0	6.5	81	3	2	2.5	5.0	68	2	4	2.5	4.5	45	4	4	5.0	6.0	37	4	7	4.5	6.0	27	4	2	3.0	5.0		
13	147	6	4	12.0	170	121	4	8	4.0	6.5	81	4	3	3.0	5.5	68	2	2	2.5	4.0	44	5	5	4.0	5.5	36	5	9	3.5	5.0	27	6	2	3.0	5.0		
14	149	2	8	13.5	190	120	3	7	3.5	6.5	80	7	2	3.0	5.0	68	4	4	2.5	4.5	45	6	4	4.5	6.5	37	4	8	4.0	6.0	25	4	0	3.0	4.5		
15	147	3	6	14.0	195	118	5	7	4.0	7.0	81	2	2	3.0	5.0	68	2	2	3.0	4.5	45	4	4	3.0	6.0	39	4	8	3.0	5.0	25	2	0	3.0	5.0		
16	144	5	3	15.0	205	121	2	6	4.5	7.0	83	10	4	3.5	6.0	70	4	3	3.0	5.0	45	4	4	4.0	7.5	45	4	4	5.5	8.0	25	2	0	3.0	4.5		
17	143	6	4	13.0	195	123	3	8	3.5	6.5	89	4	10	8.0	10.5	74	4	6	4.0	6.0	47	6	2	4.5	6.0	49	6	10	5.5	9.0	25	2	0	3.0	4.5		
18	147	5	4	14.5	200	123	4	6	3.5	6.0	91	10	8	6.0	8.5	76	4	6	6.0	7.5	53	2	8	5.0	6.5	49	8	9	4.0	6.0	25	2	0	3.0	4.5		
19	149	3	6	14.0	195	125	5	5	4.0	7.0	90	14	7	9.0	9.0	77	9	7	5.0	7.0	49	6	2	4.5	6.5	51	8	6	4.0	7.0	25	2	2	3.0	5.5		
20	151	2	6	14.5	205	127	2	2	4.5	7.5	93	12	8	9.0	13.5	79	12	5	5.0	8.0	51	6	4	5.0	6.5	50	8	5	5.0	7.0	25	0	2	3.0	4.5		
21	149	4	2	14.0	190	127	2	6	4.0	7.0	97	6	10	9.0	13.0	82	7	6	5.5	8.0	52	5	3	4.0	7.0	49	6	5	6.5	9.5	25	2	2	3.5	5.0		
22	151	4	3	11.5	180	127	4	2	4.0	7.0	97	8	9	9.0	12.0	84	2	7	6.0	9.0	51	4	4	4.0	7.5	49	8	8	6.5	10.0	25	0	2	3.0	4.0		
23	151	4	2	12.0	165	127	4	10	4.0	7.0	95	8	4	9.5	14.0	80	8	4	6.0	10.0	53	2	4	5.0	8.0	49	8	6	5.0	9.0	25	0	2	3.0	4.0		

F_{em} = median value of effective antenna noise in db above ktb
 D_g = ratio of upper decile to median in db
 V_{dm} = ratio of median to lower decile in db
 F_{om} = median deviation of average voltage in db below mean power
 L_{dm} = median deviation of average logarithm in db below mean power

MONTH-HOUR VALUES OF RADIO NOISE

Station Boulder, Colorado Lat. 40.1N Long. 105.1W

Month January 19 64

Hour (EST)	Frequency (Mc)																																							
	.013				.051				.160				.495				2.5				5				10				20											
	Fam	Du	Df	Vdm	Fam	Du	Df	Vdm	Fam	Du	Df	Vdm	Fam	Du	Df	Vdm	Fam	Du	Df	Vdm	Fam	Du	Df	Vdm	Fam	Du	Df	Vdm	Fam	Du	Df	Vdm	Fam	Du	Df	Vdm				
00	150	4	2	14.0	20.5	127	6	10	4.0	6.0	93	10	8	7.0	11.0	50	10	4	6.0	8.0	79	6	8	4.0	6.5	50	5	7	3.5	7.0	36	7	6	3.0	4.5	24	2	0	3.0	4.0
01	150	4	4	12.0	18.5	128	5	6	3.0	6.5	93	8	8	7.0	11.0	52	3	7	7.0	11.0	79	8	8	5.0	6.5	49	6	7	5.0	7.0	36	7	5	3.0	4.0	24	2	1	3.0	4.0
02	152	2	4	12.0	18.0	126	7	6	4.5	6.0	89	14	4	6.5	10.0	50	6	4	7.0	12.5	75	11	5	6.0	8.0	51	2	6	5.0	7.5	36	6	4	4.0	5.0	24	2	1	2.5	4.0
03	152	2	3	13.0	19.5	127	5	7	2.5	5.0	89	15	6	8.5	12.0	50	5	6	5.5	9.5	73	10	4	4.0	5.5	49	3	5	4.0	6.0	34	10	4	3.5	5.0	24	2	0	2.5	4.0
04	152	2	4	13.5	20.0	124	6	4	4.0	6.0	85	15	4	6.0	9.5	50	5	3	5.5	8.0	71	8	4	6.0	8.0	50	3	5	6.0	8.0	37	5	5	4.0	5.0	25	1	1	3.0	4.0
05	150	2	2	14.5	20.0	124	4	3	4.0	6.0	83	16	3	5.0	6.0	51	4	5	6.0	8.0	69	10	4	6.5	5.5	51	2	4	6.0	8.0	34	13	3	3.0	4.0	26	0	2	3.0	4.0
06	150	4	2	14.0	20.0	124	3	7	3.0	4.5	83	3	3	5.0	7.5	50	5	4	3.0	5.0	67	4	4	6.0	8.0	47	4	6	5.5	8.0	38	5	4	5.0	6.5	26	0	2	3.0	4.5
07	150	4	2	14.5	20.0	118	4	6	4.0	5.5	80	11	2	4.0	7.0	48	4	3	3.0	6.0	66	5	4	4.0	7.5	43	6	2	5.0	7.5	39	4	5	4.5	7.5	25	1	1	2.5	4.5
08	148	2	2	13.5	19.0	116	8	5	2.5	5.5	80	9	1	3.0	5.0	46	5	4	3.0	5.0	67	4	6	8.0	10.0	39	7	4	4.0	5.5	37	4	4	4.0	6.0	26	0	2	3.0	4.0
09	144	5	3	13.5	19.5	110	7	2	4.0	6.5	81	2	2	3.0	4.5	46	3	6	2.0	3.0	70	3	5	4.0	6.0	35			4.0	5.5	34			4.0	5.0	26	2	2	3.0	4.0
10	145	8	6	13.0	18.5	112	11	8	3.5	5.5	83	6	6	4.0	6.5	46	2	8	3.0	4.0	69	4	3	3.5	5.0	35	3	3	4.0	5.0	35	1	6	5.0	7.0	26			3.0	4.0
11	146	7	7	13.0	19.0	114	8	8	4.0	6.0	82	11	4	3.0	5.0	46	7	7	3.0	4.0	69	2	4	6.0	8.0	35	5	5	4.0	5.5	34	5	5	4.5	7.0	26	2	2	3.0	4.0
12	146	7	6	13.0	18.5	116	4	8	3.0	5.5	83	6	6	3.5	5.5	46	6	6	2.0	3.5	69	2	2	3.5	5.0	35	4	5	4.0	6.0	34	4	4	4.0	5.0	26	2	3	3.0	4.0
13	146	6	6	14.0	18.5	114	6	7	3.5	5.5	81	8	4	3.0	5.0	46	4	6	2.5	4.0	69	2	4	4.0	5.0	35	3	3	4.0	5.0	36	6	6	4.0	6.0	26	1	2	3.0	4.5
14	144	8	2	13.5	20.0	114	6	4	3.5	5.5	82	9	3	3.0	4.0	46	4	6	2.5	4.0	69	2	2	4.5	5.5	35	6	4	4.0	5.5	38	8	6	3.5	5.0	25	1	1	4.0	5.0
15	144	6	4	14.0	20.5	110	10	8	3.5	6.0	83	6	4	3.5	6.0	46	5	8	3.0	5.0	65	6	2	4.5	6.0	37	4	4	4.0	5.5	32	6	6	6.0	8.5	25	1	1	2.5	4.0
16	144	4	4	16.0	21.0	114	8	6	3.0	5.0	85	10	6	5.0	8.5	46	4	6	3.5	6.0	67	13	4	4.0	5.0	34	6	5	5.0	7.0	44	7	6	3.0	5.0	25	1	2	3.0	4.0
17	146	6	6	15.0	21.0	118	11	4	3.0	5.0	89	17	8	5.5	8.0	46	6	2	3.5	5.5	69	16	4	5.0	7.0	50	3	8	5.0	7.0	41	9	9	4.0	6.0	24	2	1	3.0	4.0
18	144	8	2	15.0	21.0	120	12	4	4.0	6.5	89	20	6	9.0	13.0	52	6	8	5.0	7.0	71	16	4	5.0	6.5	51	3	5	4.0	7.0	36	8	6	4.0	5.0	24	2	1	3.0	4.0
19	148	4	1	15.0	20.0	122	8	8	3.0	5.0	93	13	10	10.0	15.0	50	9	6	5.5	8.0	75	12	6	5.0	6.5	51	2	8	5.0	8.5	32	10	2	4.0	5.0	24	0	1	3.0	4.0
20	146	6	4	15.0	21.0	123	8	7	4.0	6.0	93	14	8	9.0	13.0	50	8	3	6.0	8.5	77	14	4	5.5	7.5	50	3	5	5.0	7.0	32	14	2	3.0	4.5	24	0	1	3.0	4.0
21	150	6	6	15.0	21.0	124	8	6	4.5	7.0	93	18	10	7.0	12.0	50	8	2	7.0	11.5	77	14	6	5.5	7.5	49	6	6	5.5	8.0	32	14	4	4.0	5.0	24	0	1	3.0	4.5
22	149	5	3	15.0	21.5	126	5	7	4.0	6.0	96	15	11	7.0	11.0	52	8	5	6.0	9.0	77	12	6	6.0	7.5	49	5	6	6.0	8.5	32	10	2	3.0	4.0	24	0	2	3.0	4.0
23	148	6	2	14.5	20.0	127	4	13	3.0	5.5	95	12	8	8.0	11.0	52	6	5	6.0	10.0	79	8	6	7.0	8.5	49	2	7	5.0	7.0	34	14	4	4.0	6.0	24	0	1	3.0	4.0

Fam = median value of effective antenna noise in db above ktb
 Du = ratio of upper decile to median in db
 Df = ratio of median to lower decile in db
 Vdm = median deviation of average voltage in db below mean power
 Ldm = median deviation of average logarithm in db below mean power

MONTH-HOUR VALUES OF RADIO NOISE

Station Boulder, Colorado Lat. 40.1N Long. 105.1W Month February 1964

Hour (EST)	Frequency (Mc)																																				
	.013			.051			160			495			2.5			5			10			20															
	Fom	Du	Dz	Vdm	L-dm	Fom	Du	Dz	Vdm	L-dm	Fom	Du	Dz	Vdm	L-dm	Fom	Du	Dz	Vdm	L-dm	Fom	Du	Dz	Vdm	L-dm												
00	149	3	2	12.0	19.0	126	6	3	4.5	8.0	13.0	79	9	6	6.0	11.0	54	6	4	5.0	8.5	54	4	4	4.5	8.0	33	12	2	2.5	4.0	25	2	2	2.5	4.0	
01	148	6	2	13.0	18.5	125	8	2	4.0	7.0	9.0	15.0	99	12	7	7.0	11.0	54	4	6	5.0	7.5	54	4	2	4.0	8.0	33	6	2	3.5	5.5	25	2	2	2.0	3.5
02	150	5	3	13.0	20.0	127	8	6	5.5	9.0	8.5	14.5	99	12	11	8.0	13.0	54	6	6	4.5	7.5	54	4	2	6.0	8.5	33	10	2	3.0	4.5	27	2	4	2.0	3.5
03	152	2	3	14.0	21.0	127	6	10	4.0	7.0	8.5	13.0	73	20	6	6.0	11.0	52	8	4	5.0	8.0	54	4	6	5.5	10.0	33	8	2	3.0	5.0	27	2	4	2.5	4.0
04	152	3	4	14.0	19.5	125	7	2	5.5	8.0	6.0	9.5	69	22	4	4.5	6.5	52	6	4	5.0	7.5	54	4	6	5.0	9.0	35	8	4	3.0	5.0	27	2	4	2.5	4.0
05	150	4	3	15.0	20.0	127	4	5	4.0	7.0	4.0	6.5	67	8	2	3.0	5.5	50	8	2	4.0	6.0	50	8	4	6.0	10.0	35	6	4	4.0	5.5	27	2	4	2.5	3.5
06	151	3	4	14.0	19.5	125	6	8	3.5	6.5	4.0	5.5	65	4	4	3.5	5.0	50	6	4	3.0	5.0	46	4	2	4.0	7.0	39	2	4	4.0	6.0	27	2	4	2.5	4.0
07	150	2	5	14.0	19.0	123	4	7	4.0	7.0	2.5	5.0	64	3	1	3.0	4.5	48	2	4	4.0	5.5	44	4	4	4.5	7.0	39	2	6	4.0	7.5	27	2	4	2.5	4.0
08	146	4	4	13.5	19.0	117	4	6	4.0	7.0	3.0	5.0	65	2	2	1.5	3.5	46	4	6	3.0	5.0	38	2	2	3.0	5.0	37	2	2	4.0	6.0	27	2	4	3.0	4.0
09	146	2	6	14.0	19.5	113			4.0	7.0	3.0	5.0	67	6	4	3.0	5.0	46	3	4	3.0	4.5	36	2	2	3.0	4.5	35	4	2	2.5	6.5	27	1	4	3.0	4.0
10	146	2	4	13.5	17.5	114			3.0	5.5	3.0	7.0	71	2	8	2.5	4.5	44	2	4	3.0	4.0	36	2	2	4.0	4.0	33	2	2	4.0	6.0	25	4	2	3.0	4.0
11	146	3	5	10.5	16.0	117	4	4	5.0	8.0	3.5	7.5	70	2	8	2.0	4.5	45	3	4	3.0	4.5	36	2	4	3.0	5.0	33	2	1	5.0	6.5	25	5	2	3.0	5.5
12	148	2	7	12.0	17.5	117	6	6	3.0	6.0	2.0	4.0	69	2	5	3.0	5.0	46	5	5	2.5	4.0	36	2	2	3.5	5.0	33	2	2	3.5	6.0	26	2	3	2.0	4.0
13	148	2	7	10.5	16.5	118	5	4	3.5	7.0	3.0	5.0	69	3	5	2.0	3.5	46	4	5	3.0	4.0	36	2	3	3.0	4.0	35	5	2	4.0	7.0	27	4	4	3.0	5.0
14	146	2	7	11.0	16.5	115	8	4	4.0	7.0	2.0	4.0	68	5	6	2.5	4.0	46	4	5	1.5	4.0	36	5	4	3.0	5.5	37	4	2	4.0	7.0	27	2	2	2.5	4.5
15	146	2	7	12.0	17.5	113	8	5	5.0	6.0	2.5	5.0	65	6	2	2.5	6.0	46	2	5	3.0	5.5	38	6	4	3.5	6.0	41	6	7	2.5	7.0	25	4	2	3.0	4.0
16	142	5	2	13.0	19.0	113	6	5	4.0	6.5	2.5	5.0	65	5	4	2.0	5.0	46	2	4	2.5	4.0	42	6	6	4.5	7.0	43	6	2	3.5	6.0	25	2	2	1.5	3.0
17	144	4	3	13.5	19.0	119	4	3	3.5	7.0	4.0	7.5	67	9	5	4.0	7.0	46	6	2	3.0	4.5	53	3	5	5.0	8.5	45	7	4	4.5	8.0	23	4	2	2.0	3.0
18	145	6	3	13.5	18.5	121	7	4	4.0	7.5	7.5	6.5	71	13	8	4.0	8.5	50	9	4	3.0	5.5	54	2	2	5.0	8.0	41	10	10	3.5	6.0	25	4	2	2.0	3.5
19	146	4	5	14.0	20.0	121	6	2	3.0	6.0	5.0	8.0	73	13	6	4.0	7.5	52	4	4	3.0	7.0	54	4	2	5.0	9.0	33	10	4	4.0	5.0	25	2	4	1.5	3.5
20	148	2	7	14.0	21.0	125	3	9	4.0	6.0	6.5	10.5	77	10	8	5.0	10.0	52	4	4	5.5	8.5	52	4	4	5.5	8.5	38	8	4	3.0	5.0	25	2	2	2.0	3.0
21	146	6	4	15.0	20.0	125	4	7	4.0	7.0	6.0	10.0	79	4	8	5.0	9.0	54	2	4	5.0	7.5	52	6	6	5.0	9.0	33	4	4	3.0	5.0	25	2	2	2.0	3.5
22	148	6	6	14.5	20.5	125	5	8	4.0	7.0	6.5	10.5	79	10	6	6.0	11.0	54	4	4	6.0	9.0	52	4	2	5.0	8.0	44	3	15	3.0	4.5	25	2	2	1.5	3.0
23	150	5	5	15.0	20.0	125	6	6	5.0	8.0	8.5	13.0	81	9	8	5.0	10.0	54	6	4	5.5	9.0	54	4	4	6.0	10.5	37	8	8	3.0	5.0	25	2	4	2.0	3.5

Fom = median value of effective antenna noise in db above ktb
 Du = ratio of upper decile to median in db
 Dz = ratio of median to lower decile in db
 Vdm = median deviation of average voltage in db below mean power
 L-dm = median deviation of average logarithm in db below mean power

Hour (EST)	Frequency (Mc)																																							
	0.13				.051				.160				.495				2.5				5				10				20											
	F _{am}	D _l	V _{dm}	L _{dm}	F _{om}	D _l	V _{dm}	L _{dm}	F _{am}	D _l	V _{dm}	L _{dm}	F _{om}	D _l	V _{dm}	L _{dm}	F _{am}	D _l	V _{dm}	L _{dm}	F _{om}	D _l	V _{dm}	L _{dm}	F _{am}	D _l	V _{dm}	L _{dm}	F _{om}	D _l	V _{dm}	L _{dm}	F _{am}	D _l	V _{dm}	L _{dm}	F _{om}	D _l	V _{dm}	L _{dm}
00	161	5	4	10.5	16.5	137	4	6	11.0	18.0	111	4	8	8.0	15.5	92	8	7	7.0	12.5	66	6	6	6.0	11.0	57	4	3	5.0	8.5	45	2	4	5.0	7.5	21	4	0	3.0	4.0
01	161	5	6	10.0	16.0	137	4	6	10.0	17.0	112	5	5	8.5	15.5	90	8	4	8.0	14.5	64	6	4	5.5	10.0	57	4	2	6.0	8.0	45	2	4	5.0	9.0	21	2	0	3.0	4.0
02	159	4	2	10.5	17.0	135	6	4	11.0	17.5	112	6	6	9.5	17.5	90	10	6	9.0	17.0	64	6	4	6.0	11.5	57	4	2	5.5	8.0	43	2	4	5.0	9.0	21	2	0	3.5	6.5
03	161	2	6	11.5	18.0	135	4	6	10.0	16.5	110	5	6	9.5	16.5	88	9	7	10.5	19.5	64	6	6	6.0	11.0	57	3	4	5.0	8.0	41	4	4	5.0	8.0	21	2	0	2.5	3.0
04	159	4	4	11.0	18.0	133	6	4	9.5	16.5	110	5	7	9.5	17.5	82	9	9	10.0	18.0	64	3	8	6.0	11.0	57	2	4	4.5	8.0	39	6	4	5.0	8.0	21	1	0	2.5	3.0
05	159	3	8	12.0	19.0	125	7	4	12.5	19.0	90	10	8	12.5	20.0	50	17	5	3.0	5.0	58	5	5	6.5	11.0	53	4	4	4.5	7.5	41	2	6	3.0	5.0	21	2	0	2.5	3.5
06	157	2	6	11.5	18.0	123	8	4	12.0	20.0	84	12	13	13.5	22.0	44	24	4	7.5	17.0	42	8	9	7.0	12.0	43	5	9	6.5	11.0	39	4	4	5.5	8.5	23	0	2	2.5	3.0
07	155	5	4	13.0	19.5	121	6	9	12.5	20.0	84	12	15	14.0	23.0	44	18	4	4.5	6.0	30	9	10	7.5	12.0	33	10	10	8.0	13.0	33	5	3	5.0	8.0	23	0	2	2.5	3.5
08	157	2	6	13.5	20.5	121	8	6	13.0	21.0	85	13	12	12.5	19.5	45	22	5	4.0	6.0	20	6	0	5.0	8.5	29	6	10	8.5	11.5	31	2	4	5.0	8.0	23	0	2	2.5	3.0
09	157	2	8	14.5	21.5	125	4	10	14.5	22.0	88	14	14	13.0	21.0	48	22	8	4.5	8.5	20	2	0	5.0	6.0	22	14	5	6.0	11.0	29	4	2	4.0	5.5	23	0	2	2.5	4.0
10	157	2	7	14.0	21.5	125	6	11	14.0	21.0	88	20	12	14.5	22.0	46	28	4	9.0	22.0	20	8	0	4.0	5.0	21	13	6	7.5	11.0	27	8	2	4.5	6.0	23	0	2	2.5	4.5
11	157	2	8	13.0	21.0	126	5	8	11.5	20.0	92	12	15	10.5	18.0	50	17	10	9.0	10.5	20	4	0	4.0	7.0	21	11	6	7.0	11.0	29	4	4	3.5	5.0	23	2	2	3.0	4.5
12	159	3	7	13.5	20.5	129	4	7	11.5	18.0	96	10	10	10.5	17.0	52	30	11	8.0	11.5	20	5	0	3.5	4.5	25	9	6	4.5	7.0	31	5	6	5.0	7.0	23	2	2	3.0	4.5
13	161	3	6	11.5	19.0	131	5	5	9.0	15.5	100	15	13	7.5	13.0	54	30	12	9.0	17.0	20	5	0	3.5	4.5	25	9	6	4.5	7.0	33	6	6	4.0	6.0	23	8	2	3.0	4.5
14	161	8	8	9.0	14.0	132	10	7	7.5	13.5	102	14	9	8.5	14.0	56	30	8	9.0	16.0	20	4	4.0	5.0	28	14	5	5.5	8.0	36	5	7	4.5	6.5	27	4	4	3.5	5.0	
15	163	5	4	8.0	14.0	133	6	4	6.5	11.0	105	12	10	8.5	13.0	60	29	10	8.0	15.0	22	20	2	5.0	7.5	35	11	6	5.0	8.0	41	5	6	4.0	7.0	29	3	4	3.5	5.0
16	163	5	4	8.5	13.5	133	7	6	7.5	12.0	104	16	7	8.0	14.0	61	28	9	9.5	16.0	30	28	8	5.0	7.0	41	11	5	4.5	7.0	45	5	6	4.5	7.0	29	6	4	3.5	5.0
17	163	5	4	8.5	14.0	133	9	6	7.5	12.5	106	14	13	8.0	12.0	66	26	13	7.0	13.0	40	14	7	4.5	7.0	49	8	7	4.0	7.0	47	4	4	4.5	7.0	27	4	2	3.5	5.0
18	161	7	3	8.5	14.0	133	7	6	8.0	13.0	106	14	9	9.0	15.5	79	13	12	7.0	13.0	52	10	5	4.0	6.5	55	6	6	4.5	7.5	49	3	3	4.5	6.5	25	6	2	3.5	5.0
19	159	7	4	9.5	15.5	133	9	6	9.0	14.5	112	10	6	7.5	13.5	90	9	9	6.5	12.0	64	6	8	4.5	8.0	59	6	4	4.5	7.0	49	3	4	4.5	7.5	25	4	2	3.0	5.0
20	161	6	4	10.5	17.0	137	6	6	8.0	14.0	114	9	6	7.0	12.0	94	7	9	7.0	12.0	68	5	4	4.0	8.0	61	4	4	4.5	9.0	47	4	2	5.0	8.0	23	4	0	3.0	4.5
21	161	7	4	11.0	17.0	137	6	6	9.0	15.5	112	11	4	7.5	14.0	94	9	5	6.5	12.5	68	6	4	5.0	10.0	59	6	3	4.5	8.5	47	2	4	4.5	8.0	23	2	2	3.0	4.0
22	161	6	4	11.0	17.0	135	9	4	8.5	15.0	114	7	7	7.5	14.0	94	8	6	6.5	12.0	66	7	3	5.0	9.0	59	4	4	6.0	10.0	45	2	2	5.0	9.0	21	4	0	3.0	4.0
23	161	7	4	10.0	16.5	137	7	7	9.0	16.0	114	7	8	7.5	13.5	96	7	9	7.0	14.0	66	6	3	6.0	10.0	59	4	4	5.5	9.5	45	2	4	5.0	8.5	21	2	0	3.0	3.5

F_{am} = median value of effective antenna noise in db above ktb
 D_u = ratio of upper decile to median in db
 D_l = ratio of median to lower decile in db
 V_{dm} = median deviation of average voltage in db below mean power
 L_{dm} = median deviation of average logarithm in db below mean power

MONTH-HOUR VALUES OF RADIO NOISE

Station Cook, Australia

Lat. 30.6 S Long. 130.4 E

Month January

19 64

Hour (LST)	Frequency (Mc)																																							
	.013				.051				.160				.495				2.5				5				10				20											
	F _m	D _z	V _{dm}	L _{dm}	F _m	D _z	V _{dm}	L _{dm}	F _m	D _z	V _{dm}	L _{dm}	F _m	D _z	V _{dm}	L _{dm}	F _m	D _z	V _{dm}	L _{dm}	F _m	D _z	V _{dm}	L _{dm}	F _m	D _z	V _{dm}	L _{dm}	F _m	D _z	V _{dm}	L _{dm}	F _m	D _z	V _{dm}	L _{dm}				
00	157	8	3	10.5	16.0	134	6	6	9.5	17.0	108	8	4	10.0	18.0	92	6	9	8.5	17.5	67	4	11	7.5	13.0	59	4	6	6.5	11.0	41	9	5	6.0	9.5	22	2	0	2.5	3.5
01	157	6	3	9.5	16.0	133	6	4	10.0	18.0	110	8	6	10.0	18.5	91	7	10	9.5	17.0	65	6	10	8.0	15.0	58	3	8	5.5	10.0	39	8	5	5.0	8.0	22	2	0	3.0	3.5
02	159	3	5	10.0	16.0	134	5	6	11.0	18.5	110	8	6	10.5	19.0	90	6	10	9.0	16.5	65	6	8	7.5	11.5	57	4	6	5.0	9.0	37	6	6	5.0	7.0	22	2	0	3.0	3.5
03	157	5	2	10.0	16.5	134	6	6	12.0	19.5	108	10	4	11.0	20.0	90	6	12	9.5	18.5	65	7	8	6.0	12.0	59	5	5	4.5	8.0	36	11	5	4.0	6.0	22	2	0	2.5	3.5
04	157	6	2	12.0	19.0	134	6	8	11.5	19.5	110	7	11	12.5	21.5	88	5	12	9.5	18.0	64	7	9	7.5	13.0	57	4	8	5.0	9.0	33	8	4	4.5	7.5	24	0	2	3.0	3.5
05	157	5	4	11.0	19.0	127	6	5	12.0	19.0	96	11	10	13.0	20.5	58	16	12	13.5	23.0	61	8	8	7.5	13.0	55	7	6	5.0	9.0	33	7	2	3.0	5.0	24	0	2	2.5	3.5
06	155	4	2	11.0	18.5	124	8	8	12.0	19.5	80	19	6	12.5	23.0	44	30	2	10.0	17.5	45	12	10	8.5	15.0	47	5	9	6.0	9.0	37	6	4	3.5	6.0	24	0	2	2.5	3.5
07	155	3	5	13.0	20.0	120	8	7	13.0	21.5	78	20	9	14.5	22.5	45	26	3	9.0	16.0	33	10	8	7.5	13.0	34	15	9	7.0	11.5	34	11	3	3.5	6.0	22	2	0	2.5	3.5
08	155	4	6	14.0	21.0	118	8	6	14.0	22.5	80	20	11	13.5	20.0	46	22	4	10.5	15.5	26	10	3	9.0	13.0	25	17	4	9.0	13.5	31	9	4	5.0	7.0	22	2	0	3.0	3.5
09	153	6	5	14.0	22.0	118	10	8	15.0	24.0	80	26	10	15.0	21.5	50	34	6	8.5	13.5	25	8	3	8.0	10.5	23	19	6	6.5	10.0	29	6	4	4.5	6.5	22	2	0	2.5	4.0
10	153	8	4	15.0	23.0	120	10	8	16.0	25.0	84	15	16	12.0	16.5	48	34	6	5.5	8.0	26	6	5	5.5	8.0	15	6	2	7.0	10.5	27	6	2	3.5	5.5	22	2	0	3.0	3.5
11	154	7	5	15.0	23.0	121	11	5	15.0	24.5	84	22	10	12.0	13.0	53	33	9	6.5	9.0	27	6	7.5	11.5	23	16	6	5.0	7.0	27	7	2	4.0	5.5	22	2	0	3.0	4.0	
12	155	8	6	15.0	23.0	126	8	8	14.0	23.0	90	16	6	8.5	16.5	51	33	9	6.5	9.0	27	6	6.0	8.5	23	16	6	10.0	15.0	27	8	2	4.0	6.0	24	2	2	3.0	5.0	
13	157	6	6	13.5	21.0	126	6	6	11.0	19.5	93	9	7	6.5	13.0	53	33	9	4.5	8.0	27	6	6.5	7.0	24	11	6	5.0	9.5	28	7	3	3.5	6.5	24	4	0	3.0	5.0	
14	159	4	4	11.0	19.5	130	6	7	11.5	19.5	94	15	6	8.0	14.5	54	18	12	4.5	8.0	26	6	5.5	8.0	27	8	8	4.5	8.0	31	7	3	4.0	7.0	24.5	3	1	3.5	5.5	
15	159	4	4	10.0	15.5	130	4	4	7.0	11.5	100	11	12	9.0	15.0	56	14	12	4.5	8.0	25	19	2	13.0	18.0	31	11	7	6.5	10.0	35	5	6	4.0	7.0	26	4	2	3.0	5.0
16	161	3	5	8.0	14.0	130	4	5	8.0	13.5	100	9	13	9.0	14.0	58	20	14	4.0	9.0	27	12	4	3.5	6.0	37	8	6	5.5	9.0	39	5	3	4.5	7.5	26	4	2	4.0	6.5
17	160	4	4	8.5	15.0	130	4	7	7.5	13.0	101	9	12	8.0	15.5	59	21	10	6.0	10.0	37	12	9	5.5	8.0	45	6	6	6.0	10.5	43	4	4	4.0	7.5	24	5	2	3.0	5.0
18	159	3	4	9.0	15.0	131	4	7	8.0	14.0	102	8	6	7.5	13.0	72	11	12	5.5	11.0	50	9	8	5.0	9.0	51	6	7	5.0	9.0	45	3	4	4.5	8.0	24	2	2	3.0	4.5
19	158	6	4	9.0	15.5	132	5	7	9.0	13.5	110	4	6	7.0	14.5	86	7	12	6.0	12.5	61	5	9	5.0	9.0	58	5	7	5.0	9.5	45	3	3	5.0	9.5	24	0	2	3.0	5.0
20	158	7	3	11.0	18.0	134	6	5	9.0	16.5	112	5	6	8.0	16.0	90	6	9	7.5	15.0	67	4	10	7.0	12.0	59	4	7	5.0	9.5	45	3	4	4.5	8.0	22	2	0	2.5	4.0
21	159	6	4	11.0	17.5	134	6	5	10.0	17.0	110	6	4	7.5	15.0	67	6	10	6.0	15.0	67	6	10	6.0	12.0	59	8	7	6.0	11.5	43	7	3	5.0	9.0	22	0	0	2.5	4.0
22	159	5	4	11.0	18.0	134	5	5	9.0	16.0	110	6	5	8.5	16.5	92	5	9	6.5	12.0	67	5	9	6.5	11.5	58	5	7	6.0	10.0	43	8	2	6.5	9.5	22	0	0	2.5	4.0
23	158	6	5	10.5	16.5	134	6	6	9.0	15.5	110	7	4	9.5	17.0	66	7	10	9.0	17.0	66	7	9	7.5	13.0	56	6	5	6.5	11.0	43	5	4	5.5	10.0	22	2	0	4.0	6.0

F_m = median value of effective antenna noise in db above ktb
 D_z = ratio of upper decile to median in db
 V_{dm} = ratio of median to lower decile in db
 L_{dm} = median deviation of average voltage in db below mean power
 V_{dm} = median deviation of average logarithm in db below mean power

MONTH-HOUR VALUES OF RADIO NOISE

Station Cook, Australia Lat. 30.6.S Long. 130.4.E Month February 19 64

Hour (LST)	Frequency (Mc)																																	
	013			051			160			495			2.5			5			10			20												
	F _m	D _f	V _{dm}	F _m	D _f	V _{dm}	F _m	D _f	V _{dm}	F _m	D _f	V _{dm}	F _m	D _f	V _{dm}	F _m	D _f	V _{dm}	F _m	D _f	V _{dm}	F _m	D _f	V _{dm}										
00	159	2	4	110	170	180	111	4	5	9.0	17.0	94	5	5	8.0	16.5	65	6	6	5.0	11.0	57	4	4	6.0	10.0	42	4	4	5.0	8.5	22	0	0
01	159	2	4	100	155	160	109	6	4	9.0	16.5	91	7	3	9.0	15.5	65	4	5	7.5	13.0	57	2	4	5.5	10.0	42	6	3	5.5	8.5	22	0	0
02	158	3	3	95	155	134	109	6	3	9.0	18.0	91	6	3	9.0	17.5	65	3	6	6.0	12.0	55	4	2	5.5	9.5	42	3	4	4.5	7.5	22	0	0
03	159	2	4	105	170	133	109	6	4	9.5	18.5	91	6	6	8.0	17.5	65	4	6	5.0	11.5	57	4	2	5.5	10.0	38	7	2	4.5	6.5	22	0	0
04	157	4	2	110	180	131	106	8	3	10.0	18.0	87	7	7	10.0	19.0	63	7	4	7.0	13.0	56	3	1	5.5	10.5	36	6	3	3.5	5.0	22	1	0
05	157	4	2	110	170	129	103	8	6	10.5	18.0	75	12	11	13.0	21.0	61	7	4	7.0	13.0	55	4	4	6.0	10.0	38	5	6	3.0	4.5	22	0	0
06	157	2	2	105	165	123	85	6	10	11.0	18.0	45	33	4	8.5	12.5	53	6	7	8.0	14.0	49	5	4	4.0	8.0	42	5	4	3.0	5.5	22	0	0
07	154	3	2	105	175	120	79	16	12	16.0	24.0	44	11	5	5.0	7.0	34	9	6	8.0	13.0	37	7	7	7.0	10.5	38	3	4	4.0	6.0	22	0	0
08	153	4	2	130	210	117	10	7	14.0	21.0	77	12	8	11.5	21.5	43	16	4	6.0	8.5	29	10	10	7.5	12.0	34	6	2	3.5	5.0	22	0	0	
09	153	4	2	130	200	117	10	6	15.5	24.0	78	18	8	15.0	24.0	43	19	2	3.5	7.5	21	9	2	7.0	9.5	30	6	2	3.0	5.0	22	8	0	
10	153	4	4	140	215	119	11	10	15.0	23.5	81	31	11	14.5	21.0	43	18	4	10.0	17.0	21	6	2	5.0	6.5	28	6	1	3.0	5.0	22	3	0	
11	154	3	5	150	220	117	11	6	15.0	24.0	83	11	16	15.0	21.0	43	15	4	4.0	6.0	21	10	2	6.0	8.0	28	6	2	5.5	14.0	22	6	0	
12	155	2	6	140	220	121	6	8	13.0	22.0	85	16	8	10.5	19.5	43	42	4	6.5	9.0	19	9	0	4.5	6.0	28	8	2	4.0	6.0	22	6	0	
13	155	4	4	120	200	124	9	7	9.5	18.0	89			6.5	12.5	45			4.5	7.0	19	2	0	7.0	11.0	21	12	6	6.0	9.0	24	16	2	
14	159			100	165	129			7.5	14.0	93	16	11	7.0	13.0	45	23	4	5.5	9.0	19			5.0	7.5	30			5.0	8.5	26			
15	159	4	4	85	150	129	94	10	11	6.0	12.0	94	10	11	6.0	11.0	47	19	5	5.0	7.5	21	16	2	5.0	8.0	38	4	6	4.5	8.0	25	14	3
16	159	4	5	80	140	128	95	10	10	6.0	11.5	95	10	10	6.0	10.0	51	18	9	5.0	8.0	36	10	7	6.0	10.0	41	5	5	5.0	8.0	26	10	4
17	159	4	3	70	135	128	95	9	12	5.5	10.5	57	13	8	5.0	9.0	38	5	8	5.5	9.5	43	9	6	5.0	11.0	44	6	4	5.0	9.5	26	4	4
18	157	4	2	60	150	129	103	4	4	7.0	12.5	103	4	10	5.5	10.5	51	6	6	7.0	12.5	51	6	4	5.5	9.5	46	5	2	5.0	8.0	26	14	4
19	157	4	2	90	155	131	109	4	4	4.5	9.5	91	6	6	6.0	11.5	63	6	6	5.5	11.0	57	6	4	4.0	8.5	48	7	4	5.0	8.5	24	10	2
20	160	3	5	100	165	133	111	5	3	6.0	12.5	95	4	6	6.5	15.0	67	6	4	5.5	11.5	59	5	3	6.0	10.5	46	15	4	4.5	9.0	22	4	1
21	159	5	4	110	190	133	110	5	7	7.5	15.5	94	7	5	6.5	14.0	67	5	4	6.0	12.5	61	6	6	4.5	9.0	46	13	4	5.0	9.5	22	0	2
22	158	6	3	110	170	135	111	4	6	8.5	15.5	94	6	6	8.0	15.0	65	8	4	5.0	12.5	57	6	3	6.5	12.0	44	11	4	5.0	9.0	22	0	0
23	157	6	2	115	180	133	111	3	5	8.5	17.0	93	4	5	8.5	17.5	65	6	6	6.5	13.0	57	5	4	5.5	11.5	42	12	3	5.0	9.5	22	0	0

F_m = median value of effective antenna noise in db above ktb
 D_f = ratio of upper decile to median in db
 V_{dm} = ratio of median to lower decile in db
 F_{dm} = median deviation of average voltage in db below mean power
 L_{dm} = median deviation of average logarithm in db below mean power

MONTH-HOUR VALUES OF RADIO NOISE

Station USNS Elkannin

Lat. 50-60S Long. 112.5-127.5W Month December 1963

Hour (LST)	Frequency (Mc)																														
	.013			.051			.160			.495			2.5			5			10			20									
	F _{am} [*]	D _g	V _{dm} ⁺	F _{am} [*]	D _g	V _{dm} ⁺	F _{am} [*]	D _g	V _{dm} ⁺	F _{am} [*]	D _g	V _{dm} ⁺	F _{am} [*]	D _g	V _{dm} ⁺	F _{am} [*]	D _g	V _{dm} ⁺	F _{am} [*]	D _g	V _{dm} ⁺	F _{am} [*]	D _g	V _{dm} ⁺							
00	153			119			88			67			55			95	155	53	4.5	8.0	39			4.0	7.0	27			1.0	2.5	
01	155			117			90			73			53			65	110	53	3.0	6.0	39			3.0	6.0	25			1.0	2.5	
02	159			121			92			67			53			55	95	51	5.0	8.0	39			2.0	4.0	27			1.0	2.5	
03	155			117			81			49			49					49	3.5	5.5	39			1.5	3.0	27			1.0	2.5	
04	155			113			67			33			33					41			35			3.0	5.5	29			2.0	3.0	
05	155			111			66			23			23			25	45	35			33			2.0	3.0	27			2.0	3.0	
06	153			107			66			49			21					31			31			2.5	4.5	27			1.0	2.5	
07	151			107			67			55			23					27			29			1.0	3.0	27					
08	145			108						69			27					31			29			1.0	1.0	27			1.5	3.0	
09	150			105			63			62			33			15	3.0	29	6.5	10.0	29			1.0	2.0	27			1.0	3.0	
10	151			109			67			71			30			1.0	2.5	30	4.5	7.0	28									1.5	3.0
11	151			108			73			72			25			1.5	3.0	27	6.0	7.5	29			1.5	2.5	27			1.5	2.5	
12	153			111			73			72			29			2.0	3.5	29	5.0	7.0	29			1.0	2.5	27			1.0	2.5	
13	152			109			77			84			34			1.5	3.0	29	6.5	8.5	29			2.5	4.5	27			1.0	2.5	
14	152			108			76			70			33			1.5	3.0	29	6.0	8.0	30			1.5	3.0	27			1.0	2.5	
15	150			103			78			73			27					28	3.0	5.0	29			1.5	3.0	27			1.0	2.0	
16	149			107			74			74			29			1.5	2.0	34	4.0	7.0	35			3.0	5.0	28			2.0	3.5	
17	148			107			79			76			28					40	3.5	6.5	39			2.5	4.5	29			2.0	4.0	
18	148			109			76			73			38			5.0	8.0	49	2.5	5.0	43			2.5	4.5	28			2.0	3.0	
19	150			112			82			74			46			2.5	4.5	54	2.5	4.0	42			3.5	6.0	29					
20	150			117			92			81			54			4.0	8.0	56	3.5	7.0	44			4.0	7.0	29					
21	149			119			94			76			56			4.0	8.0	59	4.0	7.0	42			4.0	7.0	29			1.5	3.0	
22	151			121			94			74			56					56	5.5	9.5	41			4.0	6.5	27			1.5	3.0	
23	151			121			93			72			56					54	4.0	7.0	40			4.5	8.0	26			1.0	2.5	

F_{am} = median value of effective antenna noise in db above ktb
 D_g = ratio of upper decile to median in db
 V_{dm}⁺ = ratio of median to lower decile in db
 V_{dm} = median deviation of average voltage in db below mean power
 L_{dm} = median deviation of average logarithm in db below mean power

MONTH-HOUR VALUES OF RADIO NOISE

Station USNS Elianin

Lat. 50-60.5 Long. 97.5-112.5 W Month December 19 63

Hour (LST)	Frequency (Mc)																								
	.013			.051			.160			.495			2.5			5			10			20			
	F _{am} *	D _g	V _{dm} *	F _{am} *	D _g	V _{dm} *	F _{am} *	D _g	V _{dm} *	F _{am} *	D _g	V _{dm} *	F _{am} *	D _g	V _{dm} *	F _{am} *	D _g	V _{dm} *	F _{am} *	D _g	V _{dm} *	F _{am} *	D _g	V _{dm} *	
00	151		12.0	17.0	123		8.0	13.0	96		6.5	12.0	73		5.0	8.5	59		41				27		
01	149		8.5	14.0	113		7.5	10.5	94		8.0	13.5	69		5.5	9.0	61		37				27		
02	147		11.0	17.0	117		9.5	14.0	88		9.5	16.0	63		8.0	14.0	59		37				25		
03	149		11.5	18.0	115		8.5	13.0	80		15.0	21.0	49		5.0	9.0	53		39				27		
04	141		11.0	17.0	105		10.0	14.0	68				57		2.0	5.5	45		47				27		
05	133		10.5	17.0	99		13.5	18.0	68		4.5	7.0	61		5.0	12.0	29		43				27		
06	141		11.5	17.0	105		12.0	18.5	64				51		2.5				31				26		
07	147		9.5	15.5	98		9.0	13.0	64		8.0	11.0	51		2.5				25				27		
08	145		11.5	18.0	104		11.0	17.0	66		6.5	11.0	50		2.5				26				27		
09	151		10.5	16.0	107		7.5	12.5	70				45		2.0	3.0	33		27				26		
10	149		9.0	15.0	110		6.0	10.5	70				65		3.5	7.0	33		28				26		
11	153		10.0	16.0	112		6.5	11.0	71				78		2.0	5.0	31		27				25		
12	147		9.0	14.0	110		6.5	10.5	67				73		3.5	7.5	25		29				26		
13	154		10.0	15.5	112		9.0	14.0	73		7.0	9.0	73		3.5	7.5	29		28				26		
14	152		9.0	14.0	110				78		11.0	14.5	69		2.0	3.0	37		28				27		
15	151		10.0	15.0	111		10.0	17.0	78				69						34				27		
16	150		12.0	19.0	109		11.5	19.0	76				78		3.0	7.0	28		38				27		
17	150		14.0	20.5	109		10.5	17.0	76				75		4.0	7.0	29		35				27		
18	148				107		9.0	14.0	77				75		4.0	7.5	39		42				25		
19	149		12.0	19.0	108				77		3.5	5.5	75		3.0	6.0	46		51				26		
20	147		10.0	18.5	112		7.0	10.5	86				77		3.0	5.0	50		55				27		
21	149		10.0	16.0	121		7.5	12.5	94		8.0	14.5	74		5.5	9.5	53		55				27		
22	149		5.5	7.5	114				92		9.0	15.0	72		4.0	7.5	56		55				28		
23	150		11.0	16.0	116		8.0	13.0	90		7.0	13.0	70		5.5	8.5	57		54				27		

F_{am} = median value of effective antenna noise in db above ktb

D_g = ratio of upper decile to median in db

V_{dm} = ratio of median to lower decile in db

F_{dm} = median deviation of average voltage in db below mean power

L_{dm} = median deviation of average logarithm in db below mean power

MONTH-HOUR VALUES OF RADIO NOISE

Station USNS EItanin

Lat. 40-50 S Long. 97.5-112.5 W Month December 19 63

Hour (LT)	Frequency (Mc)																								
	.013			.051			.160			.495			2.5			5			10			20			
	F _{om} [#]	D _l	V _{dm} [#]	F _{om} [#]	D _l	V _{dm} [#]	F _{om} [#]	D _l	V _{dm} [#]	F _{om} [#]	D _l	V _{dm} [#]	F _{om} [#]	D _l	V _{dm} [#]	F _{om} [#]	D _l	V _{dm} [#]	F _{om} [#]	D _l	V _{dm} [#]	F _{om} [#]	D _l	V _{dm} [#]	
00	149		130 195	127		8.5 15.0	96		8.0 17.0	65		6.5	61		4.5	45		4.5	45		4.5	25		2.5	25
01	149		130 195	125		8.5 13.5	100		3.0 5.5	73		7.1	59		5.9	49		4.9	49		4.9	31		3.1	31
02	145		125 200	113			82		18.0 25.0	49		5.7	53		5.3	37		3.7	37		3.7	27		2.7	27
03	151		135 210	113			80			68		4.1	43		4.3	37		3.7	37		3.7	31		3.1	31
04	151		140 220	109			68		5.5 9.5	49		3.9	37		3.7	33		3.3	33		3.3	31		3.1	31
05	149			109								4.1	29		2.9	31		3.1	31		3.1	27		2.7	27
06	141		110 180	109		11.0 18.5	62			49		2.3	29		2.9	29		2.9	29		2.9	27		2.7	27
07	151		105 170	111			68			65															
08																									
09	151		120 190	109			68			51		3.1	25		2.5	29		2.9	29		2.9	27		2.7	27
10	153		130 200	115		11.5 18.5	64			67		2.7	25		2.5	27		2.7	27		2.7	25		2.5	25
11	153		115 185	117		7.5 14.0	80			79		2.9	31		3.1	27		2.7	27		2.7	25		2.5	25
12	147			116		4.0 6.0	79			68		2.7	28		2.8	27		2.7	27		2.7	26		2.6	26
13	156		90 150	110		7.0 12.5	74			72		3.0 7.0	28		2.8	30		3.0	30		3.0	27		2.7	27
14	155		95 150	108		6.0 11.5	72			63															
15	145		100 165	112		8.0 14.0	75		6.0 11.0	64		2.5 5.0	25		2.5	30		3.0	30		3.0	28		2.8	28
16	153		110 175	113		6.0 11.0	79		3.5 5.0	79		2.0 5.0	26		2.6	32		3.2	32		3.2	30		3.0	30
17	152		115 160	113		9.5 14.5	77		2.5 4.0	76		3.5 6.0	34		3.4	40		4.0	40		4.0	28		2.8	28
18	148		110 175	110			82		3.5 6.0	74		2.5 5.5	46		4.6	43		4.3	43		4.3	28		2.8	28
19	149		125 200	113		6.5 12.5	89		5.5 10.5	71		2.0 5.0	57		5.7	44		4.4	44		4.4	26		2.6	26
20	145		125 190	123		8.0 14.0	96		6.5 12.0	75		3.0 5.0	61		6.1	44		4.4	44		4.4	27		2.7	27
21	150		130 195	124		9.0 14.0	100		7.0 13.0	75		4.0 7.0	61		6.1	44		4.4	44		4.4	26		2.6	26
22	152			125		7.0 11.0	101		8.0 18.0	71		7.5 14.5	62		6.2	45		4.5	45		4.5	27		2.7	27
23	153		140 200	126		8.0 13.0	98		8.5 18.0	71		3.5 7.0	61		6.1	44		4.4	44		4.4	25		2.5	25

F_{om} = median value of effective antenna noise in db above k1b

D_l = ratio of upper decile to median in db

D_l = ratio of median to lower decile in db

V_{dm} = median deviation of average voltage in db below mean power

L_{dm} = median deviation of average logarithm in db below mean power

MONTH-HOUR VALUES OF RADIO NOISE

Station USNS Eltanin

Lat. 40-50S Long. 82.5-97.5 W Month December 19 63

Hour (ST)	Frequency (Mc)																							
	.013			.051			.160			.495			2.5			5			10			20		
	F _{om} *	D _z	V _{dm} *	F _{om} *	D _z	V _{dm} *	F _{om} *	D _z	V _{dm} *	F _{om} *	D _z	V _{dm} *	F _{om} *	D _z	V _{dm} *	F _{om} *	D _z	V _{dm} *	F _{om} *	D _z	V _{dm} *	F _{om} *	D _z	V _{dm} *
00	148		130 190	120		40 60	94		69		6.5 9.0	57		52		40						26		
01	145		140 210	119			89		65		5.5 9.0	57		51		39						25		
02	150		150 225	117		7.5 10.5	86		65		10.0 14.5	54		51		37						26		
03	147		150 220	117			82		82		6.5 10.0	49		50		35						27		
04	144		16.5 235	107		13.5 21.0	78		59		5.5 9.5	45		49		37						27		
05	144		12.5 200	108		9.0 13.0	66		65		1.5 3.5	36		42		33						26		
06	145		10.0 150	103		11.5 15.0	68		63		3.0 6.5	28		32		31						27		
07	144		11.5 190	103		13.5 22.0			59			24		28		29						27		
08	142		13.0 200	97		14.0 20.0	66		59			27		27		29						27		
09	141		13.0 200	105		14.5 23.0						28		27		27						27		
10																								
11	150		120 190	110		15.0 23.0	69		57			42		38		29						28		
12	151		13.0 205	112		12.0 20.0	72		52			27		29		29						27		
13	153		130 200	113		13.0 21.0	64		59		1.0 3.0	30		27		27						27		
14	149		12.5 200	109		12.0 19.0	70		57		2.5 5.0	35		27		27						27		
15	149		11.0 160	107		9.5 16.0	66		57		3.0 5.0	25		31		29						27		
16	145		13.0 200	99		14.5 20.5	67		49		3.0 4.5	33		29		31						27		
17	145		13.0 200	103		16.0 23.0	64		65		3.5 7.0	31		33		35						25		
18	143		11.0 155	105			71		63			37		45		39						25		
19	141		12.0 170	109			84		67		5.0 9.0	45		53		41						25		
20	143		10.0 185	117		8.0 13.0	98		69			53		59		41						27		
21	145			111			88		67		9.5 19.0	53		53		41						33		
22	141		10.5 160	115			92		63			55		57		37						29		
23	141		12.5 200	119		6.0 9.0	86		70		7.5 12.0	56		56		39						27		

F_{om} = median value of effective antenna noise in db above ktb

D_z = ratio of upper decile to median in db

V_{dm} = median deviation of average voltage in db below mean power

L_{dm} = median deviation of average logarithm in db below mean power

MONTH-HOUR VALUES OF RADIO NOISE

Station USNS Eltamin

Lat. 40-50S Long. 67.5-82.5 W

Month December 19 63

Time (EST)	Frequency (Mc)																										
	.013			.051			.160			.495			2.5			5			10			20					
	F _{am} [#]	D _u	V _{dm} [*]	F _{am} [#]	D _u	V _{dm} [*]	F _{am} [#]	D _u	V _{dm} [*]	F _{am} [#]	D _u	V _{dm} [*]	F _{am} [#]	D _u	V _{dm} [*]	F _{am} [#]	D _u	V _{dm} [*]	F _{am} [#]	D _u	V _{dm} [*]	F _{am} [#]	D _u	V _{dm} [*]			
00	156			132			107			90			71			57			50	90	38	55	80	26		20	35
01	157			134			110			88			73			59			40	70	39	40	70	26		20	30
02	157			133			111			85			73			59			60	100	39	60	100	26		20	35
03	157			131			100			77			73			59			60	100	45	60	100	25		20	35
04	158			126			84			73			62			52			60	100	39	60	100	25		10	25
05	156			121			81			74			52			47			45	80	37	50	80	26		20	30
06	155			116			84			79			42			43			60	100	34	55	90	26			
07	154			113			85			78			34			39			40	60	30	60	100	27		20	35
08				103			87			81						33					30			29			
09	154			120			89			81			34			35			25	45	28	55	85	28		20	35
10	153			123			98			97			35			31			20	35	27	80	105	27		20	30
11	155			125			102			99			37			29			25	40	27	65	100	27		20	35
12	159			129			96			97			35			33			25	45	33	70	100	31		25	40
13	161			129			94			97			33			33			60	80	29	60	80	29		30	40
14	161			129			92			97			31			35			25	40	31	55	90	31			
15	161			127			88			87			37			37			20	30	33	60	90	33		20	35
16	159			125			92			91			35			39			30	50	35	65	100	35		25	35
17	159			125			84			87			45			45			10	10	35	50	75	29		25	35
18	155			121			84			85			59			51			50	80	37	35	60	29		20	40
19	153			121			100			87			67			57			50	90	39	30	55	29		20	35
20	155			129			106			89			69			61			50	85	39	45	80	29		25	40
21	157			133			106			89			73			63			40	70	39	15	35	29		40	55
22	157			133			112			91			73			63			50	80	41	30	60	29		45	60
23	159			135			114			93			75			61			45	80	39	30	65	29		35	60

F_{am} = median value of effective antenna noise in db above ktb

D_u = ratio of upper decile to median in db

D_l = ratio of median to lower decile in db

V_{dm} = median deviation of average voltage in db below mean power

L_{dm} = median deviation of average logarithm in db below mean power

MONTH-HOUR VALUES OF RADIO NOISE

Station USNS Eltanin

Lat. 30-40S Long. 67.5-82.5 W Month December 19 63

Hour (ST)	Frequency (Mc)																							
	.013			.051			.160			.495			2.5			5			10			20		
	Fom*	Du	Ldm	Fom*	Du	Ldm	Fom*	Du	Ldm	Fom*	Du	Ldm	Fom*	Du	Ldm	Fom*	Du	Ldm	Fom*	Du	Ldm	Fom*	Du	Ldm
00	122	96		82			66	6.0	11.0	54			6.0	10.0	39			5.0	8.0	27			2.0	3.0
01	120	93		80			64	4.5	9.0	55			5.5	10.0	40			5.0	8.0	28			3.5	5.0
02	119	90		81			63	5.5	10.0	56			5.0	9.0	41			5.0	8.0	28			3.0	4.0
03	119	90		76			61	6.0	11.0	56			6.5	11.0	43			5.0	8.0	27			1.5	3.0
04	118	84		57			60	6.0	11.0	53			4.5	8.5	41			3.5	5.5	27			1.0	2.0
05	110	76		64			45	5.0	8.0	47			6.0	9.0	39			4.5	7.0	28			1.5	3.5
06	104	74		67			35	5.5	8.5	41			4.0	6.0	35			4.0	6.0	27			3.5	3.0
07	102	73		70			33	3.0	5.0	36			3.0	4.5	33			3.0	4.0	29			2.0	3.0
08	103	81		62			34	2.0	3.0	33			2.0	3.0	29			3.0	4.0	28			2.0	3.0
09	111	74		64			35			29			5.0	7.0	33			6.0	9.0	27			1.0	2.0
10	115	75		63			37	1.5	3.0	29			7.5	10.0	27			2.5	4.0	27			1.5	3.0
11	117	80		65			37	1.0	2.0	29			10.5	13.0	27			3.0	5.0	29			1.5	3.0
12	122	90		63			37	2.0	2.0	30			4.0	6.0	27			4.0	7.5	28			2.5	4.0
13	122	80		65			35	1.0	3.0	29			5.0	8.0	31			5.0	8.0	30			2.5	4.0
14	122	80		67			39	3.5	5.5	33			4.0	8.5	31			4.0	7.0	29			1.5	3.0
15	123	90		77			39	3.5	6.0	34			6.0	8.5	33			4.0	8.0	29			2.0	3.0
16	121	90		73			37	3.0	7.0	35			6.5	9.5	39			4.0	7.5	30			2.5	4.0
17	114	80		70			39	3.5	6.0	42			5.0	8.5	39			3.5	5.5	30			2.0	3.5
18	113	84		75			51	4.0	8.0	57			3.5	6.5	43			3.5	6.0	30			2.0	4.0
19	113	96		79			61	5.0	9.5	62			2.5	5.0	43			5.0	7.5	29			3.5	5.0
20	123	96		82			63	4.5	9.5	63			3.5	6.0	40			5.0	8.0	28			2.0	3.5
21	123	97		81			66	4.5	8.0	63			4.0	7.0	43			4.0	7.0	28			2.0	3.5
22	124	100		80			63	5.5	10.5	62			3.5	6.0	45			4.5	8.0	29			2.0	3.0
23	123	94		78			63	5.5	9.5	55			4.5	8.5	42			5.5	8.5	28			3.0	4.0

Fom = median value of effective antenna noise in db above ktb
 Du = ratio of upper decile to median in db
 D_l = ratio of median to lower decile in db
 Vdm = median deviation of average voltage in db below mean power
 Ldm = median deviation of average logarithm in db below mean power

MONTH-HOUR VALUES OF RADIO NOISE

Station USNS Eitanin

Lat. 20-80S Long. 97.5-112.5W Month January 19 64

Hour (LST)	Frequency (Mc)																								
	.013			.051			.160			.495			2.5			5			10			20			
	F _{am} [†]	D _ℓ	V _{dm} [†]	F _{am} [†]	D _ℓ	V _{dm} [†]	F _{am} [†]	D _ℓ	V _{dm} [†]	F _{am} [†]	D _ℓ	V _{dm} [†]	F _{am} [†]	D _ℓ	V _{dm} [†]	F _{am} [†]	D _ℓ	V _{dm} [†]	F _{am} [†]	D _ℓ	V _{dm} [†]	F _{am} [†]	D _ℓ	V _{dm} [†]	
00	143			111			64			49	6.5	11.0	47			36			4.0	5.5	35			3.0	6.0
01	146			108			66			45	5.0	9.5	47			35			5.0	8.0	33			3.5	5.5
02	147			105			63			36	5.0	8.0	43			32			3.5	5.5	35			2.5	5.0
03	147			106			59			30	4.0	7.0	40			32			3.0	5.0	35			2.5	5.0
04	147			106			62			28	6.0	8.5	39			30			2.5	4.0	34			3.0	5.0
05	147			104			63			27	3.0	5.0	34			34			4.5	6.5	35			3.0	5.5
06	147			104			64			29	3.5	6.0	31			30			2.0	3.5	34			3.0	5.0
07	146			103			66			27	2.5	5.0	29			27			1.5	3.0	36			3.5	6.0
08	146			104			74			29	4.0	7.0	31			27			1.5	3.0	35			3.0	6.0
09	145			105			80			36	0.5	2.0				28			1.5	2.5	37			3.0	5.5
10	144			105			81			38	1.0	2.0	31			29			6.0	8.5	29			3.5	6.0
11	145			105			74			34	3.5	6.0	31			27			6.0	8.0	27			3.0	5.5
12	145			103			70			34	2.5	4.5	30			28			1.5	2.5	35			3.0	5.5
13	145			104			72			37	1.0	2.5	32			26			6.0	7.5	26			3.0	6.0
14	145			103			66			36	2.0	3.5	31			28			5.0	7.0	28			3.5	5.5
15	145			107			64			31	2.0	4.0	31			28			5.5	7.5	28			3.0	5.5
16	145			103			66			27	3.0	4.0	29			30			6.5	9.0	30			3.0	5.5
17	141			105			68			35	1.0	2.5	33			32			5.0	8.0	32			3.5	5.5
18	143			107			74			33	6.5	9.5	39			32			6.0	7.0	35			3.0	6.0
19	143			109			76			35			45			32			2.5	6.0	32			4.0	6.0
20	143			109			70			41	5.5	8.5	47			34			3.0	6.0	34			3.0	5.0
21	143			109			62			45	1.5	2.5	45			34			3.5	6.5	34				
22	143			107			62			49	4.0	8.0	45			36			5.5	10.0	33			3.0	5.5
23	143			107			64			49	7.0	10.0	47			34			5.5	8.5	35			3.0	5.5

F_{am} = median value of effective antenna noise in db above ktb
 D_ℓ = ratio of upper decile to median in db
 V_{dm} = ratio of median to lower decile in db
 V_{dm} = median deviation of average voltage in db below mean power
 L_{dm} = median deviation of average logarithm in db below mean power

MONTH-HOUR VALUES OF RADIO NOISE

Station USNS Eltanin

Lat. 60-70 S Long. 112.5-127.5 W Month January 19 64

Hour (LST)	Frequency (Mc)																																							
	.013			.051			.160			.495			2.5			5			10			20																		
	F _m	D _z	V _{dm} ⁺ L _{dm} ⁺	F _m	D _z	V _{dm} ⁺ L _{dm} ⁺	F _m	D _z	V _{dm} ⁺ L _{dm} ⁺	F _m	D _z	V _{dm} ⁺ L _{dm} ⁺	F _m	D _z	V _{dm} ⁺ L _{dm} ⁺	F _m	D _z	V _{dm} ⁺ L _{dm} ⁺	F _m	D _z	V _{dm} ⁺ L _{dm} ⁺	F _m	D _z	V _{dm} ⁺ L _{dm} ⁺																
00	147	2	11.0	16.0	111	6	4	10.0	15.0	85	5	11	7.0	11.0	64	30	7	2.0	3.5	51	5	5	6.0	11.5	55	3	8	3.5	7.0	38	4	5	4.0	7.0	31	6	4	2.0	4.0	
01	149	2	4	12.0	18.0	113	4	11	11.0	16.5	83	6	12	11.5	20.0	64	30	9	2.0	4.0	47	4	8	6.5	12.0	49	4	6	6.0	11.0	36	2	2	3.0	5.0	29	6	2	2.5	4.5
02	151	2	6	12.0	18.5	111	4	8	11.0	16.5	79	6	4	13.0	20.0	62	23	15	2.0	3.5	43	4	8	8.0	13.0	47	6	10	6.5	9.5	36	2	4	4.5	6.5	29	6	1	1.0	2.0
03	149	4	4	12.5	18.5	107	4	2	10.5	16.0	76	15	8	11.5	16.5	64	33	16	2.0	4.0	37	5	7	1.5	3.5	41	10	4	6.5	9.5	34	2	4	3.0	4.5	31	7	2	1.5	3.5
04	149	2	2	13.0	19.5	107	4	3	11.5	17.0	76			3.5	10.0	66	29	18	2.0	5.0	27	8	4	2.5	4.0	39	8	6	7.5	12.0	32	6	2	1.5	3.0	31	4	2	2.0	4.0
05	149	2	2	12.0	18.0	105	2	4	9.5	13.5	75	16	9	3.5	5.5	73	21	19	2.5	6.0	27	12	4	3.5	5.0	31	9	4	5.5	7.0	30	3	2	1.0	2.5	31	9	2	2.0	4.0
06	149	2	4	8.5	11.0	103	9	2	8.5	11.0	83			1.0	2.5	80	18	32	3.0	6.0	29	7	4	4.0	7.0	29	5	8	4.5	6.0	28	2	0	1.5	3.0	31	2	2	1.0	2.5
07	148	2	4	12.5	19.5	103	5	4	4.5	10.5	74	27	10	3.5	5.0	64	34	16	2.5	5.5	27	12	3	3.5	6.0	29	2	5	3.0	5.0	28	0	0	1.5	3.0	31	4	3	1.5	3.0
08	148	3	6	10.0	16.0	105					76					80		3.0	6.0	35	4	4	2.0	4.0	33						28			1.0	2.0	31			2.0	4.0
09	147	4	5	7.5	11.0	104	7	6	5.0	8.0	76	18	11	2.0	3.0	80	19	18	1.0	2.5	37	11	2	0.5	2.0	31	14	5	3.0	5.0	28	9	0	2.0	3.0	31	4	4	2.5	4.5
10	149	3	5	8.5	12.5	107	4	6	4.0	6.5	85	11	18	2.0	3.0	74	26	12	2.0	4.0	37	8	2	3.0	6.0	31	14	7	3.5	6.0	28	7	0	1.0	2.5	31	9	2	2.0	4.0
11	147	4	2	8.0	12.0	105	7	6	5.0	8.0	85	15	17	2.0	3.0	89	11	26	1.0	3.5	35	7	6	2.0	4.0	31	12	6	3.0	5.0	28	4	2	1.5	3.0	31	7	2	2.0	4.0
12	149	2	2	8.0	12.5	106	6	5	4.0	7.0	81	18	12	1.0	2.0	82	16	19	1.0	2.0	37	9	4	1.5	2.5	31	8	6	4.5	7.0	28	0	2	1.5	3.0	31	4	2	3.0	4.5
13	148	3	3	7.0	11.0	105	12	4	4.5	7.5	87	11	19	1.0	2.0	78	20	21	1.0	2.0	38	1	7	1.5	2.5	31	7	10	4.5	6.5	28	2	2	1.0	2.5	31	5	2	2.5	4.0
14	149	2	4	8.0	12.0	106	5	7	6.0	9.5	87	11	21	2.0	3.0	85	13	37	2.0	3.0	37	4	10	2.0	4.0	29	8	6	5.5	7.5	28	6	2	1.5	3.0	29	2	0	1.5	3.0
15	147	2	2	8.0	12.5	104	5	5	5.0	8.0	85	12	22	1.5	2.5	72	26	14	2.5	6.0	36	1	9	1.5	2.5	29	9	6	3.0	5.5	30	4	4	1.0	2.5	31	2	2	3.0	5.0
16	146	3	1	9.5	14.0	104	6	5	8.0	11.0	87	9	24	1.5	3.0	80	15	25	1.5	2.5	37	2	4	1.5	2.5	31	6	2	2.0	4.0	32	4	4	2.0	3.5	29	6	0	2.0	4.0
17	146	3	1	10.0	15.0	105	3	4	6.5	8.5	85	12	10	2.5	4.0	78	18	17	3.0	9.0	31	8	4	1.5	3.5	36	7	3	6.0	10.0	34	4	2	3.5	8.0	35	3	6		
18	148	1	5	10.0	16.0	107	6	5	6.5	10.5	83	11	17	2.0	2.5	76	22	21	2.0	4.0	39	6	8	2.0	4.5	43	6	2	4.0	8.0	37	1	5	3.5	7.5	32	5	3	2.0	4.0
19	148	2	4	10.5	15.0	109	6	4	5.5	9.5	75	19	10	3.0	5.0	70	25	17	4.0	11.0	44	1	2	3.5	6.5	49	2	10	4.5	7.5	38	3	6	3.0	5.5	33	5	4	1.5	3.0
20	145	4	4	11.0	17.0	111	2	7	7.0	11.5	81	12	7	3.0	5.5	68	26	11	1.0	2.0	49	7	10	4.0	7.0	49	6	8	5.0	8.0	39	3	5	2.5	4.5	31	8	2	2.5	4.0
21	147	2	4	12.5	18.0	110	7	5	6.0	10.0	85	8	16	5.5	9.0	66	14	6	1.5	2.5	55	2	10	5.0	8.5	53	4	10	5.0	8.5	40	4	5	2.0	5.0	32	5	3	3.0	5.0
22	147	4	4	11.5	17.5	112	5	5	8.0	13.5	87	8	13	6.0	12.0	67	25	4	5.0	9.0	57	2	12	5.0	10.0	55	4	12	3.0	7.5	40	4	6	3.0	5.5	30	7	3	1.5	3.5
23	147	2	2	12.0	18.0	112	5	5	9.0	14.5	84	13	10	8.0	13.5	68	13	7	2.5	4.5	55	6	14	2.0	5.0	55	4	8	4.0	7.0	39	3	5	5.5	9.0	29	6	0	1.5	3.0

F_m = median value of effective antenna noise in db above ktb
 D_z = ratio of upper decile to median in db
 V_{dm}⁺ = median deviation of average voltage in db below mean power
 L_{dm}⁺ = median deviation of average logarithm in db below mean power

MONTH-HOUR VALUES OF RADIO NOISE

Station USNS Eltairin

Lat. 60-70.5 Long. 82.5-97.5 W

Month January 19 64

Hour (EST)	Frequency (Mc)																								
	.013			.051			.160			.495			2.5			5			10			20			
	F _{am} ⁺	D _l	V _{dm} ⁺	F _{am} ⁺	D _l	V _{dm} ⁺	F _{am} ⁺	D _l	V _{dm} ⁺	F _{am} ⁺	D _l	V _{dm} ⁺	F _{am} ⁺	D _l	V _{dm} ⁺	F _{am} ⁺	D _l	V _{dm} ⁺	F _{am} ⁺	D _l	V _{dm} ⁺	F _{am} ⁺	D _l	V _{dm} ⁺	
00	148		100 155	117		65 120	91		65 115	72		50 95	60		55		36		35						
01	147		105 165	114		70 130	85		75 125	73		30 55	61		58		36		33						
02	149		105 160	111		95 145	80		80 135	66		20 30	55		55		34		34						
03	149		120 180	110		75 115	75		85 115	65		15 30	43		51		34		35						
04	147		110 170	105		80 110	65		40 70	64		15 30	33		37		31		35						
05	149		110 170	103		90 130	65		40 50	66		15 30	25		33		30		35						
06	147		105 160	102		120 150	67		55 80	64		20 30	26		36		29		35						
07	149		115 165	104		95 130	67		30 55	64		20 35	24		27		28		36						
08	147		100 155	105		75 120	69		70 90	64		20 35	29		29		26		37						
09	146		95 140						66			10 25	38						29						
10	147		110 155	109		90 130	69		45 70	66		20 35	37		28		26		36						
11	149		85 140	109		65 105	73		40 65	66		15 35	39		29		27		37						
12	149		80 120	107		75 95	70		35 50	67		15 35	37		29		26		35						
13	149		75 120	107		50 80	70		30 65	70		10 25	39		29		28		35						
14	149		80 130	109		55 80	70		40 70	68		25 45	37		32		28		35						
15	149		70 120	109		50 80	67		50 60	68		15 30	37		31		30		35						
16	147		80 130	107		65 100	77		30 40	72		15 30	37		29		30		35						
17	147		95 150	108		70 110	83		40 60	70		25 65	37		33		32		37						
18	145		90 140	109		70 105	85		70 95	78		40 70	39		39		34		35						
19	147		70 115	113		60 100	83		10 15	70		10 30	47		45		34		35						
20	143		80 130	111		65 100	87		40 75	74		10 25	53		53		32		35						
21	145		85 135	109		75 120	87		40 70	76		20 30	55		55		34		35						
22	147		95 150	117		70 110	89		40 85	72		25 50	57		55		36		35						
23	147		100 160	121		65 110	93		50 90	76		30 60	61		57		38		35						

F_{om} = median value of effective antenna noise in db above k1b

D_u = ratio of upper decile to median in db

D_l = ratio of median to lower decile in db

V_{dm} = median deviation of average voltage in db below mean power

L_{dm} = median deviation of average logarithm in db below mean power

MONTH-HOUR VALUES OF RADIO NOISE

Station USNS Eltanin

Lat. 50-60S Long. 125-127.5W Month January 19 64

Hour (LST)	Frequency (Mc)																									
	.013			.051			.160			.495			2.5			5			10			20				
	F _{am} [*]	D _g	V _{dm} ⁺	L _{dm}	F _{am} [*]	D _g	V _{dm} ⁺	L _{dm}	F _{am} [*]	D _g	V _{dm} ⁺	L _{dm}	F _{am} [*]	D _g	V _{dm} ⁺	L _{dm}	F _{am} [*]	D _g	V _{dm} ⁺	L _{dm}	F _{am} [*]	D _g	V _{dm} ⁺	L _{dm}		
00	148				80	40	7.0		58		4.0	8.0	37		4.5	8.0	29		4.5	8.0	29		4.5	8.0	29	
01	151				77				55						3.0	4.5	29		3.0	4.5	29		3.0	4.5	29	
02	153				80				51						2.5	4.5	28		2.5	4.5	28		2.5	4.5	28	
03	152				74				44		3.5	7.0	46		3.0	5.0	29		3.0	5.0	29		3.0	5.0	29	
04	153				76				31						5.0	7.0	31		3.0	4.0	29		3.0	4.0	29	
05	152				73				25						5.5	7.0	29		1.0	3.0	29		1.0	3.0	29	
06	152				78				27		3.0	5.0	30		6.0	8.0	28		1.5	3.0	29		1.5	3.0	29	
07	150				79				27		3.5	4.0	30		8.0	10.0	28		2.0	3.0	29		2.0	3.0	29	
08	149				96										3.0	4.5	28		1.0	2.5	29		1.0	2.5	29	
09	149				98				37		1.5	3.0	35		6.5	8.5	28		1.5	2.5	29		1.5	2.5	29	
10	149				94				37		1.5	3.0	33		5.0	7.0	28		1.5	3.0	29		1.5	3.0	29	
11	149				101				27		1.5	2.5	31						1.0	3.0	29		1.0	3.0	29	
12	149				99				35						7.0	9.0	28		1.5	3.0	29		1.5	3.0	29	
13	149				97				29		5.0	7.0	33		7.5	9.0	28		1.0	2.0	29		1.0	2.0	29	
14	149				99				43		2.5	5.5	31						3.0	5.0	31		2.0	3.0	29	
15	147				74				33						6.0	8.0	28									
16	145				94				37		2.0	3.0	33		5.5	8.0	28		2.5	4.0	27		2.5	4.0	27	
17	145				88				31		3.0	6.0	35		4.5	7.0	32		3.0	5.0	29		3.0	5.0	29	
18	145				93				33						4.8				3.0	5.0	37		3.0	5.0	37	
19	145				66				45		3.5	6.5	53		2.5	4.5	36		3.0	5.0	29		3.0	5.0	29	
20	147				96				49		4.5	8.0	55		3.0	6.5	40		2.5	4.5	29		2.5	4.5	29	
21	149				101				55		3.5	7.5	57		5.0	8.5	40		2.5	4.5	29		2.5	4.5	29	
22	149				99				59		3.5	7.0	55		3.5	7.0	40		2.5	4.5	29		2.5	4.5	29	
23	149				97				59		3.0	6.0	55		3.0	6.5	38		4.0	7.0	27		4.0	7.0	27	

F_{am} = median value of effective antenna noise in db above ktb
 D_g = ratio of upper decile to median in db
 D_g = ratio of median to lower decile in db
 V_{dm} = median deviation of average voltage in db below mean power
 L_{dm} = median deviation of average logarithm in db below mean power

MONTH-HOUR VALUES OF RADIO NOISE

Station USNS Eltanin

Lat. 60-70 S Long. 82.5-97.5 W Month February 19 64

Hour (LT)	Frequency (Mc)																							
	0.013			0.051			0.160			0.495			2.5			5			10			20		
	F _{am}	D _u	L _{dm}	F _{am}	D _u	L _{dm}	F _{am}	D _u	L _{dm}	F _{am}	D _u	L _{dm}	F _{am}	D _u	L _{dm}	F _{am}	D _u	L _{dm}	F _{am}	D _u	L _{dm}	F _{am}	D _u	L _{dm}
00	153	9.0	14.0	125	4.0	8.0	98	4.5	7.5	82	4.0	8.0	63	5.0	7.5	43			37					
01	151	11.0	16.5	124	5.0	9.0	98	4.5	8.0	79	4.0	6.5	64	5.0	6.5	40			34					
02	150	9.0	14.0	121			87			64	3.0	5.5	61			40			35					
03	150	9.0	14.5	116			81	14.0	20.5	54	2.0	4.5	52			39			35					
04	149	9.0	15.0	110	7.5	12.0	70	5.0	12.0	62			39			36			34					
05	149	9.0	14.5	105	10.0	14.5							30			33			33					
06	147	11.0	16.5	103	8.0	12.0							28			31			34					
07	147	10.0	15.0	107	10.0	16.0	78	10.5	17.0				32			30			35					
08	148	10.0	15.0	105	9.5	13.5							22			30			34					
09	148	7.5	12.0	108									39			27			36					
10	148	7.5	12.0	107	8.5	13.0	74			48			39			29			35					
11	146	8.0	12.0	111	4.0	7.5	76	4.0	7.5	64	8.0	17.0	32			27			34					
12	151	7.0	12.0	112	7.0	12.0	68			53	6.5	10.0	53			28			35					
13	149	9.0	14.0	110	5.0	9.0	70	11.5	15.0	56	3.5	6.5	28			28			37					
14	151	9.0	14.0	108			70	9.5	12.5	52	1.5	2.5	29			30			36					
15	149	8.0	12.5	106	7.5	10.5				62	2.0	4.0	44			29			36					
16	146	10.5	16.0	104	6.5	9.5	68	7.0	10.0	62	3.0	5.5	42			31			34					
17	144			101			73			61			26			37			36					
18	147	10.0	15.0	109	7.5	11.5	72	8.5	13.0	64	1.5	3.0	42			43			34					
19	148	9.5	15.0	110			78			66	3.0	3.5	50			41			34					
20	150	10.0	16.0	116	5.5	10.0	84	5.0	9.0	70	3.0	4.5	56			39			36					
21	146	9.0	14.5	120	6.5	11.0	88	4.5	9.0	76			60			39			36					
22	148			120	7.0	12.0	86			74	3.5	7.5	60			39			34					
23	148	10.0	15.0	120	6.5	11.0	92	5.0	10.0	78			60			39			36					

F_{am} = median value of effective antenna noise in db above k1b
 D_u = ratio of upper decile to median in db
 D_l = ratio of median to lower decile in db
 V_{dm} = median deviation of average voltage in db below mean power
 L_{dm} = median deviation of average logarithm in db below mean power

MONTH-HOUR VALUES OF RADIO NOISE

Station USNS Eitanin

Lat. 50-60S Long. 67.5-82.5W Month February 19 64

Hour (EST)	Frequency (Mc)																								
	.013			.051			.160			.495			2.5			5			10			20			
	F _{am} [#]	D _l	V _{dm}	F _{am} [#]	D _l	V _{dm}	F _{am} [#]	D _l	V _{dm}	F _{am} [#]	D _l	V _{dm}	F _{am} [#]	D _l	V _{dm}	F _{am} [#]	D _l	V _{dm}	F _{am} [#]	D _l	V _{dm}	F _{am} [#]	D _l	V _{dm}	
00	150			130			90			68			6.5	12.0	63			3.5	6.5	41			3.0	6.0	34
01	154			130			86			70			4.5	9.0	61			4.0	10.0	39			2.5	4.5	38
02	152			128			86			68			7.5	14.0	61			3.0	6.0	41			3.5	6.0	36
03	152			130			82			66			7.0	13.0	61			4.0	7.5	39			4.0	7.0	36
04	154			124			66			60			5.5	10.5	59			4.5	8.5	41			2.5	5.0	32
05	152			120			66			44			6.5	11.5	51					39			4.0	7.0	34
06	154			116			66			34			6.0	10.0	41			4.0	7.0	35			3.0	5.0	32
07	154			114			64			34			3.0	6.0	37			7.5	11.5	33					30
08	152			99			67			36			2.0	3.0	27					29			2.0	3.5	33
09	152			115			66			40			1.5	2.5	31			4.0	5.5	31			4.0	6.0	32
10	152			116			64			38			1.5	3.5	29			3.5	5.0	29			2.0	3.0	30
11	154			116			65			40			1.0	2.0	32			4.0	7.0	30			2.5	4.0	33
12	154			120			72			39			1.5	2.5	33			4.0	6.0	33			2.0	4.0	31
13	156			121			72			57			5.5	9.0	33			5.5	9.0	33			1.5	3.0	31
14	155			120			72			40			1.0	2.0	33			5.0	7.0	33			3.0	5.0	31
15	156			118			72			40			1.0	3.0	34			2.5	5.0	36			3.0	5.0	34
16	155			115			63			42			2.5	4.5	39			5.0	9.0	35			3.0	5.0	34
17	153			115			52			44			2.0	4.0	46			3.0	5.0	39			2.0	4.0	33
18	151			114			63			50			3.0	6.0	51			4.0	7.0	39			3.0	5.0	31
19	150			118			76			60			4.5	8.5	56			4.5	6.5	40			3.5	5.5	30
20	152			122			78			66			5.5	8.5	59			3.0	5.0	39			3.0	6.0	32
21	150			124			80			62			5.0	9.0	61			2.5	6.0	39			3.0	5.0	34
22	152			126			82			64			8.5	15.5	55					41			2.5	5.0	32
23	150			127			84			66			5.0	8.0	54			4.5	7.5	40			3.0	5.5	32

F_{am} = median value of effective antenna noise in db above ktb

D_l = ratio of upper decile to median in db

V_{dm} = ratio of median to lower decile in db

F_{dm} = median deviation of average voltage in db below mean power

L_{dm} = median deviation of average logarithm in db below mean power

Hour (ST)	Frequency (Mc)																							
	.013			.051			.160			.495			2.5			5			10			20		
	F _{am} [†]	D _z	V _{dm} [†]	F _{am} [†]	D _z	V _{dm} [†]	F _{am} [†]	D _z	V _{dm} [†]	F _{am} [†]	D _z	V _{dm} [†]	F _{am} [†]	D _z	V _{dm} [†]	F _{am} [†]	D _z	V _{dm} [†]	F _{am} [†]	D _z	V _{dm} [†]	F _{am} [†]	D _z	V _{dm} [†]
00	150	11.0	17.0	126	11.0	16.0	104	9.0	15.0	88	8.0	14.0	69	6.2		41			30					
01	147	11.0	17.0	123	10.0	16.0	102	9.5	16.0	89	7.5	15.0	67	6.3		44			29					
02	147	12.0	18.0	128	10.5	17.0	108	8.0	15.0	90	8.0	15.0	66	6.4		43			28					
03	150	13.0	19.0	130	10.0	17.0	108	9.0	16.0	91	7.5	15.0	67	6.6		43			30					
04	152	11.5	17.5	127	9.5	15.0	103	14.0	22.0	81	6.9		6.9	6.5		36			28					
05	153	12.5	19.0	123	10.5	17.0	88	17.0	25.0	62	5.0	6.0	5.9	6.0		35			28					
06	151	13.5	19.5	120	10.5	16.5	80	5.5	10.5	60	4.9		4.9	5.3		42			28					
07	147	12.0	16.0	114	14.5	21.5	81	8.5	13.5	62	3.0	4.0	4.3	4.5		38			28					
08	148	12.5	17.5	112	9.0	13.0	83			58			36	3.9		35			28					
09	148	13.0	16.0	116			80	13.0	17.0	58	14.0	19.0	40	3.0		33			30					
10	147	12.5	17.5	110	9.5	14.0	71	4.5	6.0	58	1.0	2.0	3.9	3.0		32			30					
11	146	10.0	14.0	112	13.0	20.0	80	16.0	23.0	66	3.5	5.5	3.8	3.1		33			29					
12	152	10.5	16.0	116	11.0	17.5	83	12.0	15.5	64	3.0	5.5	3.8	3.1		31			28					
13	152	9.5	15.5	118	10.0	14.5	84	10.5	15.5	66	3.8		3.8	2.9		31			30					
14	154	10.0	15.5	120	12.5	20.0	88	8.5	15.0	66	6.0		6.0	4.1		33			28					
15	154	9.0	15.0	114	8.0	13.5	82	8.5	14.0	64	5.0	7.5	3.4	3.5		35			30					
16	154	8.5	14.0	121	9.0	14.0	87	7.0	13.0	68	2.5	4.0	3.8	4.6		41			30					
17	154	10.0	16.0	121	10.0	16.5	82	8.5	15.0	62	1.0	2.0	4.4	5.1		45			30					
18	154	10.5	15.5	120	8.5	14.0	87	7.5	13.0	65	2.5	4.0	5.0	5.5		49			32					
19	152	9.5	15.0	118	12.0	18.0	93	8.0	14.0	85	5.0	11.0	5.0	5.9		49			32					
20	152	9.5	15.0	124	9.0	15.0	98	8.5	14.5	86	7.5	12.0	6.6	6.3		47			30					
21	152	10.5	16.0	128	7.5	13.5	106	10.0	18.0	88	5.5	11.0	6.8	6.1		41			32					
22	152	9.5	15.0	124	7.0	12.0	102	8.5	13.0	88	7.0	12.5	7.2	6.5		39			30					
23	150	12.5	18.0	124	10.0	14.5	106	7.0	13.0	92	6.0	12.0	6.8	6.1		35			30					

F_{am} = median value of effective antenna noise in db above ktb

D_z = ratio of upper decile to median in db

V_{dm} = ratio of median to lower decile in db

F_{am}[†] = median deviation of average voltage in db below mean power

L_{dm} = median deviation of average logarithm in db below mean power

F ₀	Frequency (Mc)																								
	.013			.051			.160			.495			2.5			5			10			20			
	F _{om} [†]	D _u	V _{dm} [*] L _{dm}	F _{om} [†]	D _u	V _{dm} [*] L _{dm}	F _{om} [†]	D _u	V _{dm} [*] L _{dm}	F _{om} [†]	D _u	V _{dm} [*] L _{dm}	F _{om} [†]	D _u	V _{dm} [*] L _{dm}	F _{om} [†]	D _u	V _{dm} [*] L _{dm}	F _{om} [†]	D _u	V _{dm} [*] L _{dm}	F _{om} [†]	D _u	V _{dm} [*] L _{dm}	
00	151			106			68			40	85	54				37			40	70	26				
01	151			105			69			50	105	55				35			50	80	26				
02	152			105			66			35	80	57				37			25	40	27			20	35
03	152			105			64					59				39			30	60	27			10	30
04	152			97			62			55	110	57				39			30	60	28			10	25
05	153			81			53			65	110	49				38			25	50	28			10	20
06	153			70			37			50	80	45				34			45	75	28			10	25
07	152			78			34			40	75	13				31			45	80	28			10	20
08	151						40			15	30										28			15	30
09	150						40			15	35	27				29			10	25	28			10	25
10	151						39			20	40	28				30			40	80	28			10	25
11	151						64					29				26			40	60	28			10	25
12	154						71					27				27			100	130	27			15	30
13	157						69					28				28			60	70	27			25	40
14	159						69					28				28			55	85	29			30	50
15	159						72					33				31			20	35	28			25	40
16	157						83					36				34					30				
17	154						63					43				35			45	80	35			15	30
18	151						77					52				52			35	65	38			40	70
19	150						85					54				37			40	70	37			40	65
20	149						86					60				37			40	85	28			35	60
21	149						87					55				42					29				
22	148						87					55				37			30	55	29			10	25
23	149						89					53				37			30	55	28			15	30

F_{om} = median value of effective antenna noise in db above ktb
 D_u = ratio of upper decile to median in db
 D_l = ratio of median to lower decile in db
 V_{dm} = median deviation of overage voltage in db below mean power
 L_{dm} = median deviation of overage logarithm in db below mean power

MONTH-HOUR VALUES OF RADIO NOISE

Station USNS Eltanin

Lat. 30-40S Long. 67.5-82.5W Month February 19 64

Hour (ST)	Frequency (Mc)																																						
	.013			.051			.160			.495			2.5			5			10			20																	
	F _{om}	D _z	V _{dm}	F _{om}	D _z	V _{dm}	F _{om}	D _z	V _{dm}	F _{om}	D _z	V _{dm}	F _{om}	D _z	V _{dm}	F _{om}	D _z	V _{dm}	F _{om}	D _z	V _{dm}	F _{om}	D _z	V _{dm}															
00	148			120			102			86			66			30	55	51				35			30	50	26				10	25							
01	148			120			102			84			64			50	90	55				35			35			25	45	26				15	30				
02	150			122			98			82			64			50	90	59				39			35			25	40	26				20	30				
03	152			122			96			80			62			55	105	59				35			35			30	50	28				25	45				
04	150			118			98			78			58			55	120	61			50	90	37			30	50	28						10	30				
05	152			114			78			60			56			75	140	49				37			37			25	45	30				15	25				
06	150			108			66			62			40			15	30	45			35	60	35			45	70	30						20	30				
07	148			106			68			56			40										31						28						20	30			
08	148						64			55			41			15	25					29						28						25	40				
09	149			106			67			46			35			15	30	26				30					15	30	29						25	40			
10	151			111			77			50			34			10	25	27			35	60	29			20	45	28						10	25				
11	152			114			68			46			34			20	35	26					26					29							15	30			
12	153			116			71			52			35									25					30	45	28						15	30			
13	156			119			76			49			29								55	80	22					26								20	40		
14	157			119			77			52			29									25						26											
15	157			120			77			57			32			60	80	33					26					26											
16	157			119			84			58			39								75	115	29					29											
17	156			116			82			66			48								25	45	36					26											
18	152			119			93			85			59								35	60	38					26											
19	152			125			108			91			69			30	60	59					26					26											
20	149			127			106			93			70			40	80	61					26					26											
21	149			126			106			90			68			40	80	61					26					26											
22	148			125			104			88			65			40	80	54					26					26											
23	149			126			104			87			63			55	105	55					26					26											

F_{om} = median value of effective ontenno noise in db above ktb

D_z = ratio of upper decile to median in db

D_z = ratio of median to lower decile in db

V_{dm} = median deviation of average voltage in db below mean power

L_{dm} = median deviation of average logarithm in db below mean power

MONTH-HOUR VALUES OF RADIO NOISE

Station Enköping, Sweden Lat. 59.5 N Long. 17.3 E Month December 19 63

Hour (EST)	Frequency (Mc)																																								
	.013			.051			.160			.495			2.5			5			10			20																			
	F _{am}	D _g	V _{dm}	F _{dm}	D _g	V _{dm}	F _{am}	D _g	V _{dm}	F _{dm}	D _g	V _{dm}	F _{am}	D _g	V _{dm}	F _{dm}	D _g	V _{dm}	F _{am}	D _g	V _{dm}	F _{dm}	D _g	V _{dm}	F _{am}	D _g	V _{dm}	F _{dm}	D _g	V _{dm}											
00	149	4	2	10.0	16.0	11.5	4	8.0	14.5	94	5	4	4.0	10.5	81	8	8	2.5	4.0	57	4	7	7.0	14.0	50	5	5	4.0	7.0	31	5	2	2.0	4.0	17	2	0	1.5	2.5		
01	149	4	2	10.0	17.0	11.5	4	6	10.0	16.5	98	8	5	3.0	8.0	78	15	8	1.5	4.0	55			6.5	9.5	50	4	5	3.0	5.5	31	5	2	2.0	3.5	17	0	0	1.5	2.5	
02	149	4	4	11.5	18.5	114	7	5	9.5	15.0	100			2.0	5.0	79	11	7	6.0	8.5	55	11	6	3.5	6.5	50	4	4	4.5	7.5	31	7	2	2.0	3.5	17	2	0	1.5	3.5	
03	149	4	2	12.5	19.0	115	4	6	9.0	15.5	100	8	10			74	11	7	3.0	5.5	55	4	3	5.0	9.0	50	2	6	4.0	7.0	31	2	2	2.0	3.5	17	2	0	2.0	3.0	
04	149	4	2	12.0	19.5	114	5	5	10.5	16.0	96	12	4	4.0	9.0	76	10	11	3.0	3.5	53	10	4	4.5	8.0	48	4	4	3.5	9.0	31	3	2	2.0	3.5	17	2	0	2.0	3.5	
05	149	4	2	13.0	20.0	113	6	8	12.0	18.5	100	6	6	4.0	6.5	73	15	12	2.0	3.5	53	10	4	4.5	8.0	47	13	7	2.5	5.0	31	2	2	2.0	3.0	19	0	2	1.5	3.0	
06	149	3	4	11.5	18.5	113	6	8	11.5	17.5	102	6	6	4.0	7.5	65	18	9	5.0	7.5	51	9	5	3.5	6.5	46	7	6	3.0	5.0	31	3	2	1.5	3.0	19	0	2	1.5	3.0	
07	149	2	4	12.0	20.0	109	6	6	11.0	18.5	98					15	9	10	2.5	4.0	53			3.5	8.0	46	6	2	2.0	4.0	33	2	2	2.5	4.0	19	0	2	1.5	3.0	
08	148	1	5	12.5	19.5	103	6	4	11.0	18.5	86	3	8	3.5	8.0	65	7	5	2.5	4.5	56			6.0	10.0	46	5	4	2.5	5.0	35	2	2	2.5	4.0	19	0	2	1.5	3.0	
09	143	5	3	15.0	20.0	99	12	9	10.5	14.5	90	8	8	6.0	10.5	63	12	10	4.0	7.0	43			14	6	3.5	7.0	39	5	4.0	7.5	35	5	2	2.0	3.5	19	2	0	1.5	3.0
10	143	4	6	13.0	20.0	97	8	10	10.5	13.0	94	8	10	2.5	6.5	60	4	3	3.0	5.0	45					34	10	6	2.5	4.0	35	4	2	2.5	4.5	19	2	0	1.5	3.0	
11	143	4	4	12.5	19.0	93	16	8	11.0	16.0	94	6	13	7.5	12.0	61			3.0	6.0	43	18	12	2.5	5.5	30	6	5	1.5	3.5	35	6	2	2.5	4.0	19	2	1	2.0	4.0	
12	144	5	4	10.0	16.5	95	14	8	13.0	17.0	94	6	8	4.0	9.0	60			3.0	6.0	50					30	6	4	6.5	10.0	35			3.5	5.0	19	2	0	2.0	3.0	
13	143	4	4	6.0	11.0	95	15	6	14.5	20.0	88	6	6	3.0	7.0	63	9	8	3.0	4.0	44			80	16.0	32	6	3	3.0	5.5	35	2	2	3.0	5.0	19	2	2	1.5	3.0	
14	143	2	4	8.5	13.5	97	12	8	9.0	15.5	92	7	8	6.5	10.0	61	8	2			45			50	7.0	38	10	4	2.0	4.5	37	3	4	3.0	5.0	19	0	2	1.5	3.0	
15	143	2	2	9.0	14.5	95	12	3	7.0	12.5	90	3	8	3.5	7.5	61	11	5	3.0	5.0	55					44	6	4	2.5	5.0	35	6	2	3.0	4.5	19	0	2	1.0	2.5	
16	143	4	2	9.0	14.0	103	6	6	9.0	15.0	94	6	6	5.0	8.0	65	16	6	1.0	4.0	51			6.5	12.5	47	6	7	2.5	5.0	36	4	5	2.5	4.0	19	0	2	1.5	3.0	
17	145	2	2	10.0	14.5	107	6	5	8.5	15.0	94	4	5	4.0	7.0	69	4	8	2.0	3.0	59			6.5	12.5	48	6	8	2.5	4.5	35	4	4	2.5	5.0	17	2	0	1.5	3.0	
18	147	2	4	9.5	15.0	111	4	6	8.0	11.5	94	6	4	3.5	8.0	67	7	6	4.5	7.0	51			3.5	7.0	50	7	3	3.0	5.0	31	6	0	2.0	3.0	17	2	0	2.0	3.5	
19	147	4	4	9.0	14.0	113	4	4	8.0	15.5	94	7	4	4.0	7.0	69	22	6	3.5	5.0	53	9	5	5.0	11.0	48	3	4	3.0	5.0	31	2	0	2.0	3.5	17	2	0	2.0	3.5	
20	147	4	2	8.5	14.0	113	6	6	8.5	14.5	98	8	6	3.5	7.5	73	17	6	2.0	5.0	55	16	4	6.0	14.5	48	6	4	2.5	5.0	31	2	2	2.0	3.0	17	1	0	2.0	3.5	
21	149	2	4	9.5	15.0	113	6	4	8.0	14.5	100	4	6			77	14	9	3.0	3.5	57			7.0	13.5	48	5	3	3.5	5.5	31	2	1	2.0	3.5	17	1	0	1.0	2.5	
22	149	4	4	9.0	14.0	113	8	4	9.0	15.0	100	8	4	6.5	10.0	75	12	7	3.5	6.0	55	10	4	7.0	8.5	48	4	4	3.0	6.0	31	4	0	2.0	3.5	17	1	0	2.0	2.5	
23	149	4	4	10.0	17.0	113	7	3	9.5	15.0	99	7	5	6.0	11.5	77	16	7	2.5	5.5	57			2.0	4.5	48	6	3	3.0	5.0	31	2	2	1.5	3.5	17	2	0	1.0	2.0	

F_{am} = median value of effective antenna noise in db above ktb
 D_g = ratio of upper decile to median in db
 V_{dm} = ratio of median to lower decile in db
 F_{dm} = median deviation of average voltage in db below mean power
 L_{dm} = median deviation of average logarithm in db below mean power

Hour (ST)	Frequency (Mc)																																								
	.013				.051				.160				.495				2.5				5				10				20												
	F _m	D _f	V _{dm}	L _{dm}	F _m	D _f	V _{dm}	L _{dm}	F _m	D _f	V _{dm}	L _{dm}	F _m	D _f	V _{dm}	L _{dm}	F _m	D _f	V _{dm}	L _{dm}	F _m	D _f	V _{dm}	L _{dm}	F _m	D _f	V _{dm}	L _{dm}	F _m	D _f	V _{dm}	L _{dm}	F _m	D _f	V _{dm}	L _{dm}					
00	150	2	3	9.5	150	111	6	3	9.0	140	94	8	2	6.0	9.0	83	10	13	3.5	5.0	57	11	8	5.5	9.5	50	2	4	3.0	5.0	30	4	2	2.0	3.5	18	0	2	1.5	3.0	
01	150	2	4	10.0	165	113	4	4	9.0	150	97	6	7	3.0	6.0	81	9	12	3.0	4.5	53	5	5	3.0	4.0	50	3	4	3.0	5.0	30	5	2	2.5	4.0	18	0	2	1.5	3.0	
02	148	4	2	11.5	175	113	4	5	8.5	140	94	8	6	7.0	11.0	81	10	11	2.0	4.0	59	10	8	3.0	5.0	40	4	4	4.0	6.0	30	4	2	2.0	3.5	16	2	2	1.0	2.5	
03	148	4	2	11.0	175	113	4	4	9.0	140	98	5	7	5.0	9.0	78	14	12	3.0	5.0	52	15	4	4.0	8.0	30	3	3	3.0	6.0	30	2	2	2.0	3.5	18	1	4	1.5	3.0	
04	149	3	3	11.0	180	111	6	2	9.0	150	99	4	10	5.0	8.0	72	14	10	2.5	4.0	53	19	6	4.0	7.5	30	2	4	3.0	5.0	30	2	2	1.5	3.0	18	0	4	1.0	2.5	
05	149	3	3	11.0	170	112	5	5	10.0	160	99	4	4	5.5	8.5	69	13	12	3.0	5.0	51	5	2.5	5.5	40	4	4	4.0	6.0	30	1	2	1.5	2.5	18	1	2	1.5	3.0		
06	150	2	4	11.5	185	109	5	4	10.5	165	103	4	7	3.5	8.0	72	14	15	2.0	4.0	53	21	6	4	2.5	5.0	30	4	4	4.0	6.0	30	4	4	1.0	2.5	18	0	3	1.0	2.5
07	148	4	5	13.0	200	107	6	6	7.0	190	95	14	13	5.5	8.5	63	12	4	4.0	4.5	51	20	4	3.0	9.0	30	2	4	3.0	5.0	32	2	2	2.0	4.0	18	1	2	1.0	3.0	
08	148	2	6	12.0	185	102	7	7	13.0	175	83	5	5	5.0	8.5	63	9	8	4.0	5.0	57	8	16	5.0	9.0	30	4	4	6.0	9.5	34	2	4	3.0	4.5	18	2	2	2.0	3.5	
09	142	4	6	12.0	190	94	1	6	9.0	120	87	5	5	5.0	9.0	63	5	5	4.0	6.0	41	4	4	3.5	6.5	40	10	5	5.5	8.5	36	5	3	3.5	5.5	18	0	2	2.0	3.5	
10	142	3	5	14.0	215	93	3	5	5.5	7.5	93	7	10	3.5	6.5	59	6	6	3.0	5.0	39	4	2.0	4.0	40	4	4	2.5	5.0	36	4	5	2.5	4.0	18	3	2	0.5	2.0		
11	140	5	5	12.5	190	89	14	4	6.5	8.5	91	5	5	6.0	8.5	58	15	5	3.5	5.0	39	4	5.0	9.0	30	3	3	16.5	20.5	36	4	4	1.8	5.0	18	4	2	5.0	7.0		
12	140	6	4	11.0	170	87	16	2	5.5	8.0	91	8	10	4.5	8.5	61	10	10	2.5	3.0	43	3	3.0	6.0	30	10	6	3.0	6.0	30	10	6	4.5	6.5	18	4	2	1.0	2.5		
13	142	5	5	10.0	165	87	12	2	7.0	9.5	89	10	11	5.0	8.0	61	5	5	3.0	4.0	41	4	4	3.0	6.0	30	4	4	3.0	6.0	30	4	2	2.5	4.5	18	3	2	1.5	3.0	
14	142	4	4	9.0	140	89	14	2	16.5	195	91	5	15	5.0	8.5	62	13	5	2.0	4.0	43	4	4	4.0	8.0	30	6	5	3.0	5.0	39	5	3	1.8	5.0	18	2	4	1.5	3.5	
15	144	3	6	8.5	140	91	18	4	7.5	10.5	89	9	11	4.5	8.0	75	8	12	1.0	2.0	45	6	6	4.0	8.0	30	6	4	4.0	5.0	36	7	2	2.0	3.5	18	0	4	1.0	2.5	
16	142	6	3	9.0	145	95	16	4	12.0	170	92	7	8	4.5	8.5	73	12	16	2.5	4.5	55	5	8.5	16.0	40	3	1	1.5	3.5	34	13	2	2.0	3.5	18	0	4	1.0	2.5		
17	144	4	3	8.0	135	103	9	6	11.0	16.0	92	6	7	4.5	7.5	75	8	12	3.0	4.0	55	4	7.5	14.5	44	7	2	3.0	5.5	32	7	2	2.0	3.5	17	1	3	1.5	3.0		
18	146	5	4	8.5	140	107	8	4	9.0	140	93	7	4	3.5	6.0	78	12	14	4.0	5.0	53	4	5.0	9.0	40	4	4	2.0	4.5	30	6	2	1.5	3.0	16	2	2	1.5	3.0		
19	148	4	6	9.0	140	109	6	5	7.5	130	95	4	5	5.5	9.0	83	8	20	3.0	4.0	53	10	8	7.5	14.0	46	7	3	3.0	5.5	30	4	1	1.5	3.0	16	2	2	1.5	2.5	
20	148	4	4	9.0	150	111	5	6	8.0	140	100	4	10	4.0	7.0	75	14	11	2.0	4.0	53	15	6	5.0	8.0	30	4	2	4.5	8.0	30	4	2	2.0	3.5	16	2	2	1.0	2.5	
21	148	4	4	8.5	145	113	5	8	9.0	155	99	2	7	6.0	10.0	80	10	13	2.0	3.5	59	9	8	4.0	8.0	30	4	2	3.5	5.0	30	5	2	2.5	3.5	16	2	2	1.0	3.0	
22	150	2	4	9.0	145	113	6	8	9.0	145	98	6	8	4.5	8.0	81	10	14	2.0	3.5	53	18	4	5.0	9.0	30	4	3	2.5	5.0	30	5	1	1.5	3.0	17	1	1	1.0	3.0	
23	150	2	4	10.0	155	113	7	7	8.5	140	99	3	6	6.0	10.0	85	7	18	3.0	4.5	53	19	4	4.5	7.5	30	4	4	2.5	5.0	30	5	0	3.0	4.5	16	2	2	1.5	3.0	

F_m = median value of effective antenna noise in db above ktb
 D_f = ratio of upper decile to median in db
 V_{dm} = ratio of median to lower decile in db
 L_{dm} = median deviation of average logarithm in db below mean power

MONTH-HOUR VALUES OF RADIO NOISE

Station Enköping, Sweden Lat. 59.5 N Long. 17.3 E Month February 19 64

Fm	Frequency (Mc)																																								
	.013				.051				.160				.495				2.5				5				10				20												
	Fam	Df	Vdm	Ldm	Fom	Du	Df	Vdm	Ldm	Fam	Du	Df	Vdm	Ldm	Fom	Du	Df	Vdm	Ldm	Fam	Du	Df	Vdm	Ldm	Fom	Du	Df	Vdm	Ldm	Fam	Du	Df	Vdm	Ldm							
00	151	2	4	16.5	115	4	6	9.0	13.5	96	2	6	4.5	7.5	77	14	6	1.5	3.5	57	13	8	6.0	8.5	50	4	4	4.0	6.5	32	4	2	2.0	4.0	18	0	4	1.5	3.0		
01	151	2	4	11.0	170	4	4	9.5	14.0	100	4	10	6.0	10.0	75	16	6	3.5	4.5	56	5	5	3.0	6.0	50	6	2	3.0	6.0	32	3	2	2.5	4.0	18	0	2	2.0	3.0		
02	151	2	4	12.0	175	115	4	4	10.0	15.0	96	6	5	9.0	12.5	75	12	6	3.5	5.5	55	5	6	6.0	8.5	50	4	2	3.0	5.5	30	7	0	2.5	4.0	18	0	2	1.5	3.0	
03	150	3	5	12.0	170	115	4	4	10.0	16.0	97	5	5	5.0	10.0	69	17	3	4.0	5.0	53	9	2	3.5	7.5	50	4	3	3.5	4.5	30	6	0	2.5	4.0	18	2	2	1.5	2.5	
04	149	4	2	12.0	175	113	6	4	10.0	14.0	98	7	7	6.0	9.5	67	4	4	8.0	10.5	53	7	4	3.5	6.0	48	2	5	5.5	7.5	30	3	1	3.0	3.0	18	1	2	2.0	3.0	
05	149	4	2	12.0	180	111	8	2	12.0	18.0	100	4	6	5.0	9.5	64	12	4	3.5	5.5	53	4	6	7.0	10.0	46	4	5	3.5	5.5	30	2	0	1.5	2.5	18	0	2	2.0	3.0	
06	149	4	2	10.0	16.5	111	4	4	11.5	16.5	100	8	12	7.5	11.0	61	12	6	4.0	5.0	53	20	4	4.0	6.5	46	7	5	7.0	10.0	32	2	2	1.5	2.5	18	2	2	1.5	2.5	
07	149	3	3	13.0	19.5	107	4	6	13.0	17.0	87	3	5	6.0	9.5	59	8	4	2.0	3.5	51			6.5	10.5	46	4	4	3.5	5.0	34	2	2	4.0	5.0	18	2	2	1.5	3.0	
08	143	6	2	13.0	18.0	101	5	5	11.0	15.0	90	6	9	6.0	11.0	59	8	6	3.0	5.5	49	16	14	5.0	7.0	42	4	8	3.0	6.0	34	4	2	3.0	5.0	18	3	2	2.5	3.0	
09	141	5	2	12.0	18.0	97	6	8	12.5	16.0	88	6	5	7.5	15.0	59	6	6	2.5	4.0	47	21	12	3.0	4.0	35	9	5	3.0	4.5	36	3	2	6.0	7.0	20	2	3	2.0	3.0	
10	143	2	4	11.5	17.5	97	4	11	17.5	21.0	90	7	6	6.5	13.0	56	11	3	3.5	5.0	49			4.0	4.5	32	7	4	3.0	4.5	38	2	7	2.0	3.0	20	2	4	3.0	4.5	
11	143	2	4	12.0	18.0	98			11.0	14.0	88			11.0	14.0	55			4.5	5.5	51			4.5	6.5	31			1.5	3.0	34			3.5	5.0	21			*	*	
12	143	4	2	10.0	15.0	99			9.0	11.0	88			4.0	8.5	55	10	6	3.0	4.5	49			7.5	9.0	28			3.0	4.0	33			1.5	3.5	20	18	2	*	3.5	5.0
13	143	4	3	8.0	13.0	97	4	10	7.0	9.5	86	9	10	6.0	9.0	54	12	3	3.0	4.5	47	18	12	2.0	4.5	32	11	8	2.0	4.0	34	4	2	2.5	4.0	20	2	4	3.0	4.0	
14	145	2	5	8.0	12.0	92	12	5	8.0	10.5	88	7	6	6.5	12.5	58	11	5	2.5	4.0	49			2.5	4.0	30	14	2	6.0	9.0	42	4	2	3.5	6.0	18	4	2	2.0	3.5	
15	143	4	2	7.0	11.0	95	13	5	12.5	16.0	90	6	6	5.5	11.5	62	13	5	3.0	4.5	49	8	10	5.5	8.0	38	6	4	2.0	4.0	40	10	2	3.5	6.0	18	2	3	1.5	2.5	
16	143	2	2	7.0	10.5	97	12	5	10.5	14.0	89	9	5	4.0	7.0	71	14	10			52	5	15			41	3	4	4.5	6.0	40	8	4	3.5	4.5	18	0	4	1.5	2.5	
17	143	4	2	8.0	12.0	103	9	7	11.0	15.0	92	3	8	4.0	7.0	72			2.5	5.0	59	15	16	3.0	5.0	48	6	4	4.5	7.0	40	5	6	2.5	4.0	16	2	2	1.5	2.5	
18	147	2	5	7.0	11.0	109	6	6	9.0	13.0	94	5	5	5.0	8.0	75	8	6	2.0	3.5	62					50	4	4	6.0	8.5	36	9	4	2.5	4.0	16	2	2	1.0	2.5	
19	147	4	2	8.5	12.5	111	4	5	9.0	13.0	94	6	5	5.0	10.0	80	12	12	3.5	6.0	57	10	7			50	4	4	3.5	6.0	36	2	6	3.0	4.5	16	2	2	1.5	2.5	
20	147	4	0	9.0	13.5	111	4	4	9.0	13.0	96	6	4	6.0	8.0	71	18	2	3.0	4.0	58	8	7	5.0	10.0	50	4	6	3.0	5.5	32	5	2	3.0	4.5	16	2	2	1.5	2.5	
21	149	2	2	9.0	13.5	113	4	4	8.5	13.0	98	2	4	6.0	11.0	72	8	3	3.0	4.5	57	8	3	6.5	10.0	50	4	4	5.0	7.0	32	2	4	2.5	4.0	18	0	3	1.5	2.5	
22	151	2	4	10.0	14.5	113	4	4	9.0	13.0	100	8	6	4.0	8.0	75	12	4	4.5	6.5	56			7.0	10.5	50	2	4	4.0	6.0	30	2	0	2.5	3.5	16	2	1	1.5	2.5	
23	151	3	4	10.0	15.5	115	4	4	8.5	12.5	96	8	3	4.0	8.0	73	11	5	3.0	4.0	57	8	6	5.5	9.0	50	2	3	3.5	6.0	32	4	4	3.0	4.0	17	1	2	2.0	2.5	

Fom = median value of effective antenna noise in db above ktb
 Du = ratio of upper decile to median in db
 Df = ratio of median to lower decile in db
 Vdm = median deviation of average voltage in db below mean power
 Ldm = median deviation of average logarithm in db below mean power

MONTH-HOUR VALUES OF RADIO NOISE

Station Front Royal, Virginia

Lat. 38.8 N Long. 78.2 W

Month December 19 63

Hour (ST)	Frequency (Mc)																						
	.135			.500			2.5			5			10			20							
	F _m	D _g	V _{dm}	F _m	D _g	V _{dm}	F _m	D _g	V _{dm}	F _m	D _g	V _{dm}	F _m	D _g	V _{dm}	F _m	D _g	V _{dm}	F _m	D _g	V _{dm}		
00	103	6	5	81	6	11	56	8	4	50	7	4	37	2	1	26	2	2	26	2	2		
01	103	7	4	79	8	10	55	8	4	51	8	5	37	2	1	26	1	1	26	1	1		
02	102	6	4	77	9	9	55	6	4	51	10	5	37	2	1	26	1	1	26	1	1		
03	101	7	4	75	9	9	55	7	4	51	11	5	37	3	1	26	2	1	26	2	1		
04	99	8	4	68	12	5	54	8	2	52	9	6	37	3	1	26	2	1	26	2	1		
05	100	7	6	65	13	6	55	7	4	52	6	5	38	1	2	26	2	1	26	2	1		
06	97	5	5	61	4	6	52	4	2	51	7	4	38	15	2	27	1	2	27	1	2		
07	93	4	4	55	2	2	48	2	3	49	4	2	39	13	2	27	1	1	27	1	1		
08	87	3	2	53	3	2	37	3	4	41	3	4	40	7	2	27	1	1	27	1	1		
09	86	3	2	53	3	2	34	4	2	36	4	4	38	6	1	26	2	1	26	2	1		
10	86	2	2	53	3	1	33	5	4	34	4	4	37	4	2	27	1	2	27	1	2		
11	86	4	2	54	3	3	32	7	2	32	4	4	38	4	2	26	2	1	26	2	1		
12	86	3	2	54	3	2	34	5	3	31	3	7	37	3	2	27	2	2	27	2	2		
13	86	5	2	54	3	2	35	5	3	31	4	7	38	2	2	27	3	2	27	3	2		
14	86	5	2	55	2	3	36	4	3	33	3	6	39	4	3	26	4	1	26	4	1		
15	85	5	1	55	2	3	37	3	4	35	4	5	40	11	2	27	2	2	27	2	2		
16	88	4	2	57	4	2	40	3	4	43	3	4	41	10	2	27	2	2	27	2	2		
17	89	8	1	60	6	3	49	6	4	45	4	9	41	3	2	27	2	2	27	2	2		
18	96	5	4	68	5	7	52	6	2	51	4	4	39	2	2	27	2	2	27	2	2		
19	96	6	2	72	5	8	54	6	3	51	4	3	39	1	3	27	1	2	27	1	2		
20	98	7	3	77	5	9	56	5	3	51	5	3	38	3	2	26	2	2	26	2	2		
21	100	6	4	78	6	8	56	6	3	52	4	4	38	2	2	26	2	1	26	2	1		
22	101	6	4	79	6	9	56	6	3	51	5	4	37	2	1	26	2	2	26	2	2		
23	101	7	4	78	8	6	55	7	2	50	7	4	37	3	1	26	2	2	26	2	2		

F_m = median value of effective antenna noise in db above ktb
 D_g = ratio of upper decile to median in db
 V_{dm} = ratio of median to lower decile in db
 F_m = median deviation of average voltage in db below mean power
 L_{dm} = median deviation of average logarithm in db below mean power

MONTH-HOUR VALUES OF RADIO NOISE

Station Front Royal, Virginia Lat. 38.8 N Long. 78.2 W Month January 1964

Hour (ST)	Frequency (Mc)																					
	.135			.500			2.5			5			10			20						
	F _{om}	D _l	V _{dm}	L _{dm}	F _{om}	D _l	V _{dm}	L _{dm}	F _{om}	D _l	V _{dm}	L _{dm}	F _{om}	D _l	V _{dm}	L _{dm}	F _{om}	D _l	V _{dm}	L _{dm}		
00	99	5	4		74	10	4		52	3	8		37	5	1		25	1	1			
01	100	4	5		75	9	5		51	4	7		37	3	2		25	1	1			
02	100	7	6		75	10	5		50	6	4		37	3	1		25	1	1			
03	100	4	5		73	10	3		50	8	4		37	2	2		25	1	1			
04	98	6	5		69	11	4		51	6	4		37	4	2		25	1	1			
05	97	5	3		65	9	6		51	4	6		38	4	3		26	0	2			
06	96	6	3		63	8	6		50	4	5		38	9	2		26	0	1			
07	94	3	5		58	6	4		49	4	4		39	6	2		26	1	1			
08	89	6	2		56	6	4		42	4	5		40	4	3		26	1	1			
09	88	10	4		56	5	3		43	4	8		38	2	1		26	2	1			
10	88	9	4		56	6	3		41	4	7		37	3	2		26	2	1			
11	88	9	4		56	7	3		39	5	5		37	3	2		26	2	1			
12	87	10	3		57	7	3		38	6	3		36	3	1		26	2	1			
13	88	9	5		57	7	4		39	5	4		37	3	3		26	1	1			
14	89	9	5		58	6	5		40	5	5		38	3	2		26	2	1			
15	88	10	5		58	6	5		41	4	4		39	5	1		26	2	1			
16	87	11	4		57	7	3		44	5	6		41	3	3		26	2	1			
17	89	9	4		61	8	6		52	6	4		41	4	3		26	2	1			
18	95	7	5		66	8	7		56	8	4		40	4	3		26	2	2			
19	96	10	3		69	11	4		57	12	4		38	6	2		25	3	1			
20	99	7	5		73	11	3		59	12	3		37	5	1		25	2	1			
21	99	6	5		73	12	2		59	11	3		36	6	1		25	2	1			
22	99	7	4		74	11	3		60	9	4		37	4	1		25	3	1			
23	99	6	5		75	9	4		61	6	6		37	3	1		25	2	1			

F_{om} = median value of effective antenna noise in db above k1b
 D_l = ratio of upper decile to median in db
 D_l = ratio of median to lower decile in db
 V_{dm} = median deviation of average voltage in db below mean power
 L_{dm} = median deviation of average logarithm in db below mean power

MONTH-HOUR VALUES OF RADIO NOISE

Station Front Royal, Virginia Lat. 38.8 N Long. 78.2 W Month February 19 64

Hour (EST)	Frequency (Mc)																		
	.135			.500			2.5			5			10			20			
	F _{am}	D _f	V _{dm} -L _{dm}	F _{am}	D _f	V _{dm} -L _{dm}	F _{am}	D _f	V _{dm} -L _{dm}	F _{am}	D _f	V _{dm} -L _{dm}	F _{am}	D _f	V _{dm} -L _{dm}	F _{am}	D _f	V _{dm} -L _{dm}	
00	79	5	6	79	5	6	61	6	6	53	3	6	34	2	1	23	2	1	
01	78	6	5	78	6	5	61	6	5	53	4	6	34	3	1	23	2	1	
02	76	8	3	76	8	3	61	5	6	53	3	6	34	2	1	23	2	1	
03	77	4	6	77	4	6	61	8	7	52	5	5	34	1	1	24	1	2	
04	72	11	8	72	11	8	60	8	7	57	6	5	36	2	1	24	1	1	
05	67	9	7	67	9	7	59	7	6	50	8	3	36	1	1	24	1	1	
06	61	11	6	61	11	6	55	8	4	50	9	4	36	1	1	24	1	1	
07	52	6	3	52	6	3	48	5	3	48	6	3	37	3	1	24	1	1	
08	55	4	6	55	4	6	40	5	4	39	5	3	38	3	1	26	1	1	
09	54	5	3	54	5	3	39	3	3	36	5	4	37	2	1	26	1	1	
10	55	6	5	55	6	5	38	3	3	34	3	5	36	2	1	26	2	1	
11	54	8	3	54	8	3	36	4	2	32	3	4	35	2	1	26	2	1	
12	55	6	5	55	6	5	34	4	3	31	4	3	35	3	1	24	1	2	
13	58	4	6	58	4	6	35	3	3	30	5	2	36	2	2	24	1	2	
14	55	7	2	55	7	2	35	3	2	32	4	4	37	3	2	24	1	2	
15	55	7	2	55	7	2	36	3	3	35	3	3	39	3	3	23	2	1	
16	58	6	4	58	6	4	40	5	3	42	3	4	40	3	3	23	3	1	
17	59	6	6	59	6	6	46	7	3	48	5	4	41	3	3	23	2	1	
18	65	5	10	65	5	10	54	9	4	52	6	4	41	3	3	23	2	1	
19	69	9	7	69	9	7	57	8	6	54	5	6	38	6	2	23	1	1	
20	74	7	8	74	7	8	61	7	7	53	4	5	34	5	2	23	1	2	
21	77	6	10	77	6	10	62	7	7	53	4	6	35	3	3	23	2	2	
22	77	7	7	77	7	7	63	5	7	53	3	6	35	4	3	23	2	2	
23	78	6	7	78	6	7	63	3	7	53	3	6	34	3	1	23	2	2	

F_{am} = median value of effective antenna noise in db above ktb

D_f = ratio of upper decile to median in db

V_{dm} = ratio of median to lower decile in db

L_{dm} = median deviation of average voltage in db below mean power

L_{dm} = median deviation of average logarithm in db below mean power

MONTH-HOUR VALUES OF RADIO NOISE

Station Kekaha, Hawaii

Lat. 22.0 N Long. 159.7 W

Month December 19 63

Hour	Frequency (Mc)																																			
	.013				.051				.160				.495				2.5				5				10				20							
	F _{om}	D _z	V _{dm}	L _{dm}	F _{om}	D _z	V _{dm}	L _{dm}	F _{om}	D _z	V _{dm}	L _{dm}	F _{om}	D _z	V _{dm}	L _{dm}	F _{om}	D _z	V _{dm}	L _{dm}	F _{om}	D _z	V _{dm}	L _{dm}	F _{om}	D _z	V _{dm}	L _{dm}	F _{om}	D _z	V _{dm}	L _{dm}				
00	152	7	2	10.0	155	128	6	9.5	140	105	9	4	85	11	7	11.0	195	60	8	4	8.0	130	52	6	2	32	4	0	3.0	55	21	1	0	1.5	3.0	
01	152	3	2	10.5	165	129	5	10.5	160	105	8	4	84	10	7	9.5	155	60	5	4	7.5	125	52	6	2	32	4	2	3.5	55	21	1	0	1.5	3.0	
02	152	2	2	11.0	170	130	4	11.0	170	107	6	6	85	8	6	10.5	170	60	5	4	7.0	125	52	5	2	32	3	2	3.0	50	21	2	0	1.0	3.0	
03	152	2	2	10.5	165	130	4	5	10.0	150	107	5	5	85	8	6	11.0	160	60	7	4	8.0	130	52	4	2	32	2	4	3.0	45	21	2	0	1.0	2.5
04	152	3	2	10.0	155	131	3	7	11.5	170	105	7	4	84	6	8	8.0	150	58	6	2	9.5	150	50	4	2	30	3	2	2.0	35	21	2	0	1.0	2.5
05	152	4	2	10.0	160	131	3	5	11.0	170	103	8	2	84	4	9	9.5	140	59	6	5	10.0	150	48	4	4	30	3	2	2.0	35	23	0	2	2.0	3.5
06	152	4	0	10.5	165	130	4	4	12.0	180	103	4	5	77	7	6	11.0	155	58	8	4	9.5	135	47	8	4	30	2	0	2.0	40	23	0	0	2.0	3.5
07	154	2	3	11.5	185	124	5	2	12.0	190	85	14	9	58	9	4	5.5	85	55	5	3	8.0	125	48	7	4	30	7	3	5.0	75	23	1	0	2.0	4.0
08	148	4	1	12.5	195	118	5	4	12.0	170	75	17	8	55	6	4	4.5	85	42	6	4	6.5	100	42	9	8	5	4	6.0	9.0	23	2	2	2.0	4.0	
09	146	4	2	11.5	180	108	8	5	12.0	160	71	22	8	53	14	2	5.0	80	34	5	4	5.5	75	31	10	3	5	6	8.0	110	23	2	2	2.5	4.5	
10	148	2	4	12.5	190	105	12	9	10.0	130	69	17	5	55	11	4	5.5	80	30	4	4	4.0	65	28	7	6	27	6	6	8.0	115	23	3	2	3.0	5.0
11	148	4	2	13.0	190	106	13	7	11.5	140	71	20	6	54	10	2	5.0	80	30	4	4	4.0	55	23	6	3	25	7	5	4.5	6.5	21	4	0	2.5	4.5
12	148	4	3	13.0	205	107	13	8	13.0	185	69	24	5	55	13	5	6.5	105	28	6	2	4.0	55	22	10	4	24	6	4	4.5	7.0	21	4	0	2.0	4.5
13	148	3	2	14.5	220	108	10	6	13.5	165	69	22	5	53	12	2	4.5	90	30	6	5	4.5	65	22	10	4	26	7	6	7.0	9.0	23	2	2	2.5	4.5
14	148	4	2	14.0	220	107	10	7	11.0	150	71	25	6	54	8	4	5.0	85	28	7	2	4.0	60	22	10	2	28	4	6	5.0	80	23	4	2	3.5	5.0
15	148	4	2	15.0	225	106	9	8	12.0	175	65	21	3	55	7	6	5.0	85	30	4	2	5.0	70	26	8	5	30	7	4	6.5	85	23	2	2	2.0	4.0
16	148	5	2	14.5	225	104	13	7	10.5	150	67	25	6	55	17	3	5.0	75	32	10	4	5.0	75	32	11	4	34	5	4	5.0	70	23	2	2	2.0	4.0
17	148	4	4	13.5	220	108	13	11	11.0	155	75	24	10	62	17	8	6.5	105	38	11	4	8.0	120	42	7	6	36	3	5	4.0	60	23	2	0	2.0	3.5
18	146	5	3	12.0	190	110	9	6	11.0	130	79	23	9	69	7	9	12.5	165	48	12	5	7.0	100	46	7	5	34	3	3	4.5	65	23	2	0	2.0	3.5
19	148	4	3	10.0	160	114	12	6	11.0	160	97	10	9	75	16	9	11.0	185	52	14	8	9.5	130	48	4	5	34	2	4	3.5	50	23	1	2	1.5	3.0
20	150	3	2	9.0	145	118	10	6	10.5	130	99	7	10	83	6	16	11.0	165	54	11	6	10.0	160	48	8	2	34	3	2	3.0	50	21	3	0	1.5	3.5
21	152	2	4	8.5	140	122	6	8	11.0	155	101	7	10	82	12	10	12.0	200	56	8	5	10.5	165	50	7	4	34	4	3	3.0	55	21	2	0	1.5	3.0
22	152	3	2	9.5	150	124	7	6	10.5	150	102	7	10	83	10	12	10.0	170	57	7	5	7.5	115	52	7	4	36	4	3	3.5	60	21	2	0	1.5	3.0
23	152	4	2	9.0	150	126	6	4	9.5	135	105	10	7	85	13	11	10.0	170	60	4	5	6.5	110	52	5	4	34	6	2	3.5	60	21	2	0	1.5	3.0

F_{om} = median value of effective antenna noise in db above ktb
 D_z = ratio of upper decile to median in db
 V_{dm} = ratio of median to lower decile in db
 V_{dm} = median deviation of average voltage in db below mean power
 L_{dm} = median deviation of average logarithm in db below mean power

MONTH-HOUR VALUES OF RADIO NOISE

Station Kekaha, Hawaii

Lat. 22.0 N Long. 159.7 W

Month January

19 64

Hour (EST)	Frequency (Mc)																														
	.013			.051			.160			.495			2.5			5			10			20									
	F _{am}	D _z	V _{dm}	F _{am}	D _z	V _{dm}	F _{am}	D _z	V _{dm}	F _{am}	D _z	V _{dm}	F _{am}	D _z	V _{dm}	F _{am}	D _z	V _{dm}	F _{am}	D _z	V _{dm}	F _{am}	D _z	V _{dm}	F _{am}	D _z	V _{dm}				
00	152	2	4	125	190	102	9	2	83	7	8	135	220	58	6	6	7.5	11.0	51	4	4	30	4	2	2.5	4.5	22	2	0	1.5	3.0
01	152	2	4	130	180	104	6	6	83	9	8	100	180	58	3	4	7.0	12.0	51	5	3	30	2	2	2.0	3.5	22	2	0	1.5	3.0
02	150	4	2	130	200	104	8	4	79	13	2	100	170	60	4	6	8.0	11.5	51	6	3	30	4	2	2.0	4.0	22	2	0	1.0	2.5
03	152	2	4	125	190	104	6	4	83	8	7	110	180	58	7	2	7.5	12.0	51	4	4	30	4	2	2.0	3.5	22	2	0	1.0	2.5
04	152	2	4	120	180	104	7	5	83	10	6	100	185	58	7	2	7.5	12.5	49	5	2	30	4	3	2.0	4.0	22	2	0	1.5	3.0
05	152	2	4	125	190	102	8	3	79	12	6	100	200	58	8	4	7.5	12.0	47	6	2	30	1	3	2.0	3.5	24	0	2	1.0	2.5
06	152	2	4	120	180	102	6	6	75	13	4	120	180	56	9	2	7.5	11.0	45	6	4	30	0	2	1.5	3.5	24	0	0	1.5	3.0
07	152	4	2	120	180	88	14	6	59	14	4	50	200	55	9	3	7.5	12.5	47	6	4	32	0	4	2.5	4.0	24	2	0	1.5	3.0
08	148	2	2	130	200	116	3	4	55	13	5	45	200	44	6	5	4.0	6.5	41	7	4	31	4	4	4.5	7.0	24	0	2	2.0	3.5
09	146	2	2	130	200	106	14	4	55	8	4	55	85	36	9	7	4.0	7.0	31	14	4	30	4	5	3.0	5.0	24	0	2	1.5	3.0
10	146	2	2	145	205	102	12	5	55	9	4	55	90	30	7	4	3.0	4.5	25	14	3	25	7	5	4.0	6.0	22	2	0	1.0	3.0
11	146	4	1	150	220	107	10	11	53	16	2	50	80	28	6	2	3.0	4.5	23	9	4	22	6	4	2.5	4.5	22	3	0	2.0	3.5
12	146	2	2	140	210	106	8	8	51	16	2	60	160	28	7	2	3.0	5.0	23	8	4	22	8	4	3.0	5.0	22	2	0	1.5	3.0
13	148	2	4	160	235	106	14	8	51	17	2	55	75	28	6	4	2.5	4.5	21	14	4	24	8	6	3.0	4.5	22	2	1	1.5	3.5
14	148	2	4	155	240	110	10	12	49	8	2	50	80	28	8	4	2.0	4.5	25	8	6	25	12	5	3.0	5.0	22	2	0	2.0	3.5
15	146	2	2	170	240	106	14	8	51	8	2	35	60	30	10	6	2.5	4.0	27	12	4	28	10	4	3.0	5.0	24	2	2	1.5	3.5
16	146	4	2	160	240	103	16	5	51	14	2	55	95	32	10	6	2.0	4.0	31	11	6	32	7	5	3.0	5.0	24	0	2	2.0	3.5
17	146	4	2	160	230	103	15	5	57	25	5	40	65	36	15	4	3.0	5.0	43	4	6	32	10	4	4.0	5.5	22	4	0	1.0	2.5
18	145	4	3	140	215	108	13	6	67	16	8	90	75	44	12	6	2.5	4.0	45	7	3	32	5	3	3.5	5.0	22	2	0	1.0	2.5
19	146	4	4	130	200	112	12	5	73	14	9	70	210	50	6	5	5.0	7.0	47	6	4	32	4	4	3.0	4.5	22	2	0	1.5	3.0
20	148	2	4	120	190	116	10	7	75	14	8	140	220	52	9	4	6.0	9.0	47	5	4	32	4	4	3.0	5.0	22	2	0	1.0	2.5
21	148	4	1	120	180	118	9	4	77	10	10	135	230	54	7	6	8.0	12.5	49	4	4	32	6	4	3.0	5.0	22	2	2	2.0	3.5
22	150	2	2	120	180	122	4	6	77	12	8	105	210	54	7	6	7.5	11.0	51	4	5	34	3	4	3.0	5.0	22	2	0	1.5	3.0
23	152	0	3	110	180	124	6	4	81	11	8	120	230	56	6	4	6.5	10.5	51	4	4	32	4	4	3.0	5.0	22	2	0	1.5	3.0

F_{am} = median value of effective antenna noise in db above ktb
 D_z = ratio of upper decile to median in db
 V_{dm} = ratio of median to lower decile in db
 V_{dm} = median deviation of average voltage in db below mean power
 L_{dm} = median deviation of average logarithm in db below mean power

MONTH-HOUR VALUES OF RADIO NOISE

Station New Delhi, India Lat. 28.8 N Long. 77.3 E

Month December 19 63

Hour (IST)	Frequency (Mc)																																			
	.013				.160				.495				2.5				5				10				20											
	F _m	D _f	V _{dm}	L _{dm}	F _m	D _f	V _{dm}	L _{dm}	F _m	D _f	V _{dm}	L _{dm}	F _m	D _f	V _{dm}	L _{dm}	F _m	D _f	V _{dm}	L _{dm}	F _m	D _f	V _{dm}	L _{dm}	F _m	D _f	V _{dm}	L _{dm}	F _m	D _f	V _{dm}	L _{dm}				
00	153	2	4	85	110	128	5	2	100	140	105	8	6	75	100	55	6	4	55	80	52	4	4	60	85	32	7	4	50	65	24	4	2	25	40	
01	152	3	3	70	100	130	4	6	105	150	105	6	6	70	95	57	6	6	70	90	52	4	4	50	75	34	4	6	45	60	25	9	3	30	40	
02	153	2	4	80	110	130	4	6	100	145	105	6	8	115	165	83	10	6	75	100	55	8	6	4	50	75	34	6	4	45	65	26	10	3	30	40
03	151	4	2	80	110	128	4	6	110	155	103	8	6	120	170	83	8	6	90	120	55	6	4	4	55	85	34	4	6	35	50	26	9	4	30	40
04	153	3	5	80	110	128	4	6	100	140	103	7	10	115	170	81	12	6	60	100	55	8	6	6	60	95	54	4	6	55	65	26	10	2	30	40
05	153	2	2	80	110	128	7	14	100	140	109			75	120	80	13	7	60	70	55	8	6	6	70	100	50	6	6	60	80	26	9	2	20	30
06	153	4	2	90	110	126	4	4	95	130	97	13	6	95	140	73	10	8	70	90	55	15	6	4	50	80	32	4	4	40	50	26	13	2	20	30
07	149	4	2	50	80	118	8	4	70	90	89	6	4	90	120	69	2	6	35	30	47	10	4	6	55	75	36	6	4	45	65	27	11	2	25	40
08	147	6	2	50	75	115			30	60	87			50	95	67	6	3	20	30	45	9	5	4	40	60	42			45	60	26	8	1	25	40
09	147	5	2	50	70	114	5	6	40	60	89	10	10	50	80	67	5	5	35	50	43	17	5	3	20	40	40	20	7	60	85	26	4	2	20	35
10	147	6	2	55	70	116	6	6	60	85	93	16	12	60	90	69	4	4	30	40	43	9	2	4	20	40	35	12	5	30	40	28	8	4	20	30
11	149	3	3	50	75	116	7	6	60	75	91	16	7	85	140	69	6	4	25	40	43	9	6	4	40	60	36	16	6	55	75	26	8	2	25	35
12	147	4	2	50	70	116	9	4	50	60	89	31	6	85	115	69	22	4	20	30	43	14	4	4	30	40	34	22	6	40	50	26	8	4	30	40
13	149	3	2	50	70	115	9	4	45	70	89	28	7	70	110	68	9	3	30	40	43	13	4	4	30	40	36	24	8	40	60	26	10	0	30	45
14	149	2	2	50	80	114	5	4	40	70	89	15	10	50	65	67	6	4	20	35	41	10	2	4	20	35	34	18	6	40	60	28	6	4	30	40
15	149	2	2	45	65	114	4	2	50	70	85	14	6	70	100	67	14	3	30	45	41	17	2	2	25	40	36	22	6	35	50	26	0	2	40	55
16	151	2	4	45	60	114	28	6	60	90	90	33	7	90	120	71	27	5	40	55	43	15	4	4	30	40	44	19	15	55	70	26	4	2	30	40
17	149	6	3	50	70	117	10	3	60	90	97	18	7	90	140	76	25	5	70	100	51	23	6	4	40	65	48	9	4	45	60	26	8	4	30	40
18	151	4	4	60	85	120	16	6	90	110	105	17	6	125	185	79	17	5	50	80	55	21	8	5	60	75	36	4	4	40	60	26	14	4	20	30
19	151	4	4	60	90	124	5	8	100	130	103	15	4	100	165	81	16	4	75	110	53	12	5	6	45	60	50	6	4	45	60	24	10	1	20	30
20	153	2	4	65	90	127	4	5	80	110	107	13	8	90	130	81	14	4	75	105	53	11	4	4	40	65	52	3	5	50	75	25	12	2	25	40
21	153	2	2	70	95	128	5	4	80	105	107	7	9	80	115	83	6	6	80	100	55	11	6	4	45	60	54	10	8	55	80	24	8	2	20	35
22	153	4	2	80	110	128	6	4	85	125	113	8	10	85	110	83	8	6	60	90	55	9	7	40	55	52	6	2	50	70	24	7	2	35	45	
23	153	2	4	80	110	128	8	4	85	120	111	9	10	85	120	83	8	4	65	90	57	8	6	60	90	50	14	2	60	85	24	5	1	30	40	

F_m = median value of effective antenna noise in db above ktb
 D_f = ratio of upper decile to median in db
 V_{dm} = ratio of median to lower decile in db
 L_{dm} = median deviation of average voltage in db below mean power
 L_{dm} = median deviation of average logarithm in db below mean power

MONTH-HOUR VALUES OF RADIO NOISE

Station New Delhi, India

Lat. 28.8 N Long. 77.3 E.

Month January 1964

Hour (IST)	Frequency (Mc)																																							
	.013			.160			.495			2.5			5			10			20																					
	Fom	D _g	Vdm	Fom	D _g	Vdm	Fom	D _g	Vdm	Fom	D _g	Vdm	Fom	D _g	Vdm	Fom	D _g	Vdm	Fom	D _g	Vdm																			
00	153	2	7.5	10.5	128	4	3	7.5	10.5	103	8	2	7.0	11.0	81	4	4	5.5	8.0	55	7	6	4.5	8.5	54	7	8	4.5	7.0	31	4	0	2.0	4.0	25	1	2	2.0	3.5	
01	151	4	2	8.0	11.0	128	4	4	8.0	11.5	104	5	5	8.0	12.5	81	6	6	6.5	9.0	55	8	5	5.0	8.0	56	9	8	5.5	8.5	33	6	3	4.0	5.0	26	2	4	2.0	3.5
02	153	2	4	8.5	11.0	126	5	2	8.0	11.0	102	5	3	9.0	12.0	79	8	4	6.5	9.0	55	7	6	5.0	7.5	52	7	5	2.5	4.0	33	5	3	3.0	4.5	26	0	6	2.0	3.0
03	151	4	2	8.5	11.0	126	6	4	7.0	10.5	101	6	4	10.5	13.0	79	13	2	5.5	8.0	53	9	4	4.5	6.5	52	11	8	4.0	6.0	33	5	4	2.5	4.0	26	5	3	2.0	3.0
04	153	2	4	9.0	12.0	126	4	5	8.0	11.0	99	11	4	9.0	13.5	77	13	4	6.0	8.0	52	9	9	4.0	6.0	52	9	7	4.5	6.5	33	4	4	2.0	3.5	26	12	4	1.5	2.5
05	153	2	4	9.0	11.5	124	4	5	7.0	9.0	99			8.0	13.0	77	6	4	3.5	5.5	53	10	8	3.0	5.0	48	6	5	4.0	6.0	31	3	2	2.0	3.5	26	2	2	1.0	2.5
06	151	4	2	7.5	10.5	122	4	3	6.0	7.5	96	9	5	6.0	9.0	73	4	4	2.0	3.5	54	7	6	3.5	6.0	47	6	6	3.0	4.0	33	7	4	2.0	3.5	26	4	2	2.0	3.0
07	151	2	4	5.5	8.0	118	9	6	4.5	7.0	91	14	8	5.0	7.0	71	2	6	2.0	4.0	49	10	4	5.0	8.0	48	5	9	4.0	6.0	33	10	2	4.0	5.0	26	2	2	2.0	3.0
08	148	1	3	5.0	7.5	114	4	6	3.0	6.0	89			4.0	5.5	70	5	5	2.5	4.5	43	8	4	3.0	5.0	40	8	4	4.0	5.0	31	5	0	3.0	4.0	25	3	3	1.5	3.0
09	147	2	2	4.5	7.0	115	3	3	3.0	5.5	93			6.5	10.0	71	4	4	2.5	4.5	43	2	4	2.0	4.0	45			5.5	8.0	31	2	4	3.0	4.5	24	2	2	2.0	3.0
10	147	2	2	4.0	7.0	114	4	4	2.5	5.0	91			7.0	13.0	71	4	4	3.0	4.0	42	14	5	3.0	6.0	37	11	9	4.5	7.0	36			3.0	4.5	24	2	2	2.0	3.5
11	147	2	4	5.0	7.5	115	5	7	3.0	6.0	90	5	7			70	7	5	3.5	5.0	41	14	4	3.0	6.0	36			4.0	6.0	35	4	8	4.0	5.0	24	4	2	2.0	3.0
12	147	2	2	5.0	7.5	115	5	4	3.5	6.0	91	2	6	6.5	10.5	71	4	3	3.0	5.0	43	10	5	4.0	6.5	34	17	5	3.0	4.5	27	6	2	2.0	3.5	24	3	2	2.5	3.5
13	147	4	2	5.5	8.0	116	3	6	3.0	5.0	92	9	8	8.0	12.0	71	8	3	3.0	5.0	46	11	7	3.0	5.0	36	17	4	3.5	6.5	30			2.0	3.0	24	2	2	2.0	3.0
14	149	3	3	5.0	7.5	116	4	11	4.0	6.0	87	4	6	8.0	8.0	71	4	4	3.0	4.5	43	6	4	3.5	5.0	38			3.5	7.0	29			3.5	5.0	26	0	4	2.5	3.5
15	149	4	2	6.0	7.5	116	3	6	3.0	6.0	91	5	8	10.0	14.0	71	6	2	4.0	5.0	45	8	6	4.0	5.5	42	9	8	4.0	6.0	33	4	4	3.5	4.0	24	3	2	2.0	2.5
16	149	4	4	6.0	8.0	116	4	6	3.0	5.0	93	7	10	8.5	13.0	73	2	4	4.0	5.5	45	10	6	3.5	5.0	46	4	8	4.0	5.5	35	5	4	3.0	5.0	24	2	2	2.0	3.5
17	151	2	4	5.0	7.0	118	2	4	3.0	5.5	99	7	8	9.0	14.0	73	11	2	3.5	5.0	48	10	6	4.0	6.0	50	7	7	4.5	6.5	37	3	4	3.5	4.5	24	2	2	2.0	3.0
18	151	2	4	5.0	8.0	118	4	2	3.5	6.0	101	10	8	6.0	11.0	77	6	4	4.5	6.5	52	9	5	3.5	5.5	49	6	6	4.0	6.5	37	8	6	5.0	6.5	24	2	2	2.0	3.5
19	151	2	2	5.0	8.0	122	2	6	4.0	7.0	101	9	4	7.0	16.5	79	2	4	4.0	6.5	53	13	6	4.5	7.0	48	7	5	4.0	6.0	37	6	4	3.5	5.0	24	2	2	2.0	3.0
20	153	2	2	5.5	8.0	124	2	4	5.0	7.0	104	6	5	6.0	9.5	79	8	4	4.5	6.5	51	12	7	4.0	5.5	50	6	6	4.0	4.0	38	3	5	4.0	5.5	24	2	2	2.0	3.0
21	153	2	4	6.0	9.0	128	1	5	6.0	9.0	109	3	6	8.0	14.0	81	12	4	6.0	8.0	55	6	6	4.0	5.5	50	4	4	4.0	6.0	37	5	4	4.0	6.0	24	2	2	2.0	3.0
22	153	4	4	7.0	9.5	126	5	2	6.0	8.5	111	4	4	9.0	12.0	81	12	4	4.0	5.0	53	7	4	5.0	7.0	51	6	4	4.0	6.0	33	4	2	4.0	5.0	24	2	2	2.0	4.0
23	153	2	2	7.5	10.5	128	4	4	6.0	9.0	109	9	4	6.5	10.5	81	14	2	5.0	7.0	53	10	6	4.0	7.0	52	6	7	4.5	7.0	31	4	2	4.0	6.0	24	2	2	2.5	4.0

Fom = median value of effective antenna noise in db above ktb
 Du = ratio of upper decile to median in db
 D_g = ratio of median to lower decile in db
 Vdm = median deviation of average voltage in db below mean power
 Ldm = median deviation of average logarithm in db below mean power

MONTH-HOUR VALUES OF RADIO NOISE

Station New Delhi, India

Lat. 28.8 N Long. 77.3 E

Month February 19 64

Hour (LST)	Frequency (Mc)																																							
	013			051			160			495			2.5			5			10			20																		
Fom	Du	Df	Vdm	Ldm	Fom	Du	Df	Vdm	Ldm	Fom	Du	Df	Vdm	Ldm	Fom	Du	Df	Vdm	Ldm	Fom	Du	Df	Vdm	Ldm																
00	154	4	2	8.0	11.0	128	5	2	8.0	11.5	109	4	6	11.0	17.0	87	7	6	9.0	14.0	61	10	8	6.5	9.5	55	7	7	5.5	8.0	32	6	6	3.0	4.5	25	2	1	1.5	3.0
01	154	2	2	8.5	12.0	128	4	2	7.5	10.0	107	6	3	11.0	16.0	85	10	4	10.0	14.5	61	4	9	6.0	7.5	56	4	6	5.0	8.5	34	4	8	3.5	5.0	25	2	0	2.0	3.0
02	154	2	2	9.0	12.0	128	5	2	8.0	11.0	107	6	4	11.0	16.0	85	11	4	10.0	16.5	61	6	8	6.5	10.0	56	4	8	4.5	7.0	34	8	6	4.5	6.0	27	0	2	2.0	3.0
03	154	2	2	9.0	12.0	128	4	2	8.0	11.0	106	7	3	10.0	16.0	85	8	6	9.5	14.0	59	8	10	5.0	8.5	56	4	4	4.5	7.0	35	6	5	2.0	4.5	27	0	2	1.5	2.5
04	154	2	2	9.0	12.5	128	6	4	7.0	9.5	105	6	6	11.0	16.0	85	6	6	8.0	11.5	59	10	8	6.0	9.0	52	4	4	5.0	8.0	32	8	4	2.5	4.5	27	2	2	2.0	3.0
05	154	2	2	9.0	13.0	126	4	2	8.0	11.0	108	9	11	10.0	13.0	79	9	6	5.0	6.0	57	10	6	7.0	10.0	48	8	4	4.0	6.0	32	4	4	2.5	3.5	27	2	2	2.0	3.0
06	154	2	2	9.0	12.5	124	5	2	6.0	8.0	95	10	4	10.0	13.5	71	16	2	3.0	4.0	55	14	6	4.5	7.0	50	4	4	5.0	7.0	32	8	3	3.0	4.0	27	2	1	2.0	2.5
07	150	4	2	7.0	9.5	120	8	2	3.5	6.5	91	4	7	8.0	10.5	69	20	2	2.0	4.0	47	17	4	3.5	6.0	48	9	2	4.0	6.5	36	6	4	4.0	6.0	27	2	2	2.0	3.0
08	148	4	2	7.0	10.0	120	11	4	3.5	7.0	91	10	8	6.0	10.0	69	19	6	3.0	4.0	43	22	4	2.0	3.5	38	18	5	3.0	6.0	34	6	4	4.0	6.0	27	0	2	1.5	3.0
09	148	2	2	7.0	9.5	118	9	2	3.5	6.5	95	20	10	10.5	20.5	69	2	4	3.0	4.0	41	8	2	3.0	3.5	38	14	6	3.0	4.5	30	8	2	3.5	5.0	27	2	2	2.0	3.5
10	148	2	2	8.0	11.5	118	2	2	3.0	6.0	89			14.5	20.5	69	11	4	2.5	4.0	41	11	6	2.0	3.5	32			3.5	7.5	38			3.5	4.0	25	2	0	2.5	3.5
11	148	2	2	8.0	10.0	118	3	3	3.5	6.0	89			5.5	8.0	71	12	4	4.0	6.0	40	3	5	3.0	4.0	30			3.5	5.0	36			3.5	6.0	25	2	2	2.5	3.5
12	148	2	2	8.0	9.5	120	7	3	5.0	6.5	92			12.5	17.5	69	6	4	4.5	6.0	41	3	4	2.5	4.0	36			5.5	7.0	28	6	6	5.0	6.0	25	4	2	3.0	4.0
13	148	3	2	8.0	10.5	119	6	3	4.5	7.0	93			12.5	17.5	69	11	1	4.0	5.5	41	6	4	2.5	4.0	32	10	6	3.0	5.5	30	4	6	5.0	7.0	26	3	3	3.0	4.5
14	150	2	4	8.5	11.5	120	8	5	5.0	8.0	92	10	10	15.0	20.0	69	14	4	11.0	14.0	41	5	4	2.5	4.0	41	9	9	7.0	10.0	34	6	8	7.0	10.0	27	2	2	3.0	4.0
15	150	2	3	9.5	12.0	120	10	3	5.0	7.0	91	8	8	11.0	13.0	69	16	4	6.5	8.0	42	9	5	2.0	4.0	44	8	14	4.5	8.0	38	7	8	6.0	8.5	27			3.0	4.5
16	152	2	4	10.0	13.0	118	10	2	5.5	7.5	94	14	10	11.0	15.0	69	14	4	7.0	8.5	45	12	6	3.0	6.0	45	11	13	6.5	9.0	39	17	8	6.0	8.0	27			5.0	5.0
17	152	0	4	7.5	10.0	122	10	6	6.5	10.0	101	13	8	10.0	15.5	81	14	8	6.5	9.5	53	9	11	6.5	8.0	54	6	5	7.0	10.0	42	14	8	7.0	10.0	27	3	3	4.0	5.0
18	152	2	2	7.5	10.0	124	8	6	7.0	11.0	107	7	8	11.0	16.0	85	11	8	9.5	13.5	59	10	8	6.5	10.0	56	6	6	7.5	10.5	42	14	8	6.5	8.5	26	3	1	2.5	3.5
19	152	4	4	8.0	11.0	124	5	4	8.5	11.0	107	6	8	11.0	16.5	87	10	11	11.5	16.0	59	12	8	6.0	9.0	56	4	10	6.5	8.0	39	17	7	4.5	6.5	25	3	2	2.5	3.5
20	154	2	4	8.5	11.0	124	7	2	8.0	12.0	107	10	6	9.0	14.0	85	12	6	8.0	13.0	59	10	8	7.0	11.0	55	7	8	7.0	9.0	40	6	8	4.0	5.5	25	2	2	2.0	3.0
21	154	2	4	8.0	12.0	128	6	4	7.0	11.5	109	8	6	8.0	14.0	85	12	7	8.0	12.5	61	9	8	6.0	9.0	54	6	6	5.0	6.0	40	4	10	4.0	6.0	25	1	2	2.0	2.5
22	154	4	4	8.0	10.5	128	6	3	6.0	9.0	113	6	11	8.0	13.5	85	10	5	10.0	16.0	61	10	8	5.5	8.0	54	6	6	4.5	6.5	36	7	5	4.0	5.5	25	1	2	2.0	2.5
23	154	2	0	8.0	11.0	129	5	3	6.5	9.5	111	6	6	8.0	13.0	85	8	4	9.0	15.0	59	10	4	6.0	9.0	56	6	6	4.5	7.0	34	8	4	4.0	5.0	25	1	2	1.5	2.5

Fom = median value of effective antenna noise in db above ktb

Du = ratio of upper decile to median in db

Df = ratio of median to lower decile in db

Vdm = median deviation of average voltage in db below mean power

Ldm = median deviation of average logarithm in db below mean power

Time (EST)	Frequency (Mc)																																		
	.013				.051				.160				.495				2.5				5				10				20						
	F _{am}	D _ℓ	D _u	F _{om}	V _{dm}	L _{dm}	F _{am}	D _ℓ	D _u	F _{om}	V _{dm}	L _{dm}	F _{am}	D _ℓ	D _u	F _{om}	V _{dm}	L _{dm}	F _{am}	D _ℓ	D _u	F _{om}	V _{dm}	L _{dm}	F _{am}	D _ℓ	D _u	F _{om}	V _{dm}	L _{dm}	F _{am}	D _ℓ	D _u	F _{om}	V _{dm}
00	150	5	7	100	15.0	126	8	6	7.0	12.0	84	12	2	6.0	10.0	56	9	4	5.0	8.5	53	5	3	6.0	10.0	23	0	0	1.0	2.5					
01	151	4	8	10.0	15.5	128	6	4	11.0	18.0	86	8	4	8.5	12.5	56	10	8	7.5	12.5	54	2	4	4.0	7.5	23	2	2	1.0	2.5					
02	151	4	10	12.0	17.0	128	8	6	11.0	17.0	84	10	4	7.5	12.5	55	5	5	7.0	11.0	54	6	4	4.5	7.5	23	0	2	1.0	3.0					
03	153	4	12	13.5	19.5	129	9	5	12.0	18.5	86	10	6	8.5	14.0	54	14	4	6.0	10.0	50	11	2	5.0	8.0	23	2	0	2.0	3.5					
04	153	5	10	13.0	18.0	128	8	6	11.5	17.5	84	11	6	7.0	12.5	55	11	5	5.0	9.0	50	4	4	5.0	7.5	23	2	0	1.0	3.0					
05	151	6	8	12.0	17.5	126	10	4	12.5	20.0	80	11	10	10.0	16.0	54	18	6	7.0	14.0	50	10	8	4.0	7.0	23	2	0	1.5	3.0					
06	151	4	8	13.0	19.0	122	9	6	13.5	19.5	62	20	4	5.0	9.5	54	11	4	5.5	9.5	50	13	4	6.5	10.0	25	1	2	1.5	3.0					
07	147	5	4	11.0	17.0	124	10	4	12.5	18.0	60	20	4	15.0	25.0	47	11	5	7.0	11.5	48	6	8	6.0	9.5	25	0	2	1.5	3.0					
08	149	5	6	13.0	19.5	108	14	8	14.0	21.5	60	20	6	4.2	6.0	42	6	4	7.5	11.0	40	11	6	6.5	10.0	25	2	0	1.5	3.0					
09	150	5	7	13.0	19.0	108	12	9	13.0	19.5	60	10	3	1.5	3.0	40	3	2	8.0	11.5	38	12	4	6.0	9.0	25	4	2	1.5	3.0					
10	149			14.0	19.5	112					58	9	2	15.5	20.5	41	1	7	8.0	11.0	34	8	4	5.5	8.0	25	5	2	1.5	3.5					
11	151	7	4	14.0	20.0	112	15	5	11.0	18.0	76	24	6	16.5	25.5	40	4	2	6.5	9.0	34	14	2	5.0	7.5	25	2	2	1.5	3.5					
12	147	8	4	12.5	19.0	112	14	4	13.5	19.0	75	27	5	13.5	24.0	38	8	2	8.5	14.0	32	11	2	7.5	10.0	25	2	4	1.5	3.0					
13	150	5	7	10.5	17.0	112	18	4	10.0	14.5	74	32	4	1.5	3.0	40	2	2	7.5	11.0	34	11	2	8.5	11.0	25	2	3	1.5	3.0					
14	151	6	8	10.0	15.5	112	18	4	12.0	19.0	74	32	4	16.5	23.5	40	5	2	8.0	11.0	36	11	4	7.0	9.5	25	4	4	1.5	3.0					
15	151	6	8	9.0	13.5	110	12	8	10.5	19.5	62	19	6	7.0	12.5	40	8	4	4.5	8.0	40	8	6	6.0	9.5	25	2	1	1.5	3.0					
16	151	4	8	9.0	14.0	112	18	10			88	20	12	18.0	26.5	42	12	4	6.0	9.0	46	8	8	5.5	9.0	25	0	1	1.5	3.0					
17	153	2	8	9.0	14.0	117	16	5			94	18	6	9.0	14.0	52	13	8	6.5	10.0	50	8	8	5.0	8.5	25	0	3	1.5	3.0					
18	153	4	8	10.0	15.0	124	9	4	13.5	19.0	100	12	6	13.5	21.0	56	10	12	7.0	11.5	50	9	4	5.0	9.0	23	2	0	1.5	3.0					
19	154	3	11	10.5	16.5	126	8	4	10.5	16.0	100	13	5	4.0	7.5	54	16	6	6.5	10.0	52	7	2	3.0	6.0	23	1	0	1.5	3.0					
20	153	4	10	9.5	14.0	128	5	4	14.0	20.0	102	13	6	7.5	13.5	56	8	4	4.0	7.5	53	4	3	5.0	8.0	23	0	0	1.0	3.0					
21	153	4	10	10.5	17.0	138	4	4	10.5	16.0	106	11	6	6.5	10.5	56	13	4	6.0	10.0	52	6	4	4.0	7.0	23	1	0	1.0	2.5					
22	153	2	10	11.0	16.0	130	2	7	11.0	17.5	108	6	14	7.0	13.5	84	10	2	5.5	9.0	56	11	4	6.0	9.0	23	0	2	1.0	2.5					
23	153	2	10	12.0	17.0	127	7	5	11.0	17.0	108	4	10	13.5	14.0	84	10	2	6.0	11.5	52	5	2	5.0	9.0	23	0	0	1.0	2.5					

F_{am} = median value of effective antenna noise in db above ktb
 D_u = ratio of upper decile to median in db
 D_ℓ = ratio of median to lower decile in db
 V_{dm} = median deviation of average voltage in db below mean power
 L_{dm} = median deviation of average logarithm in db below mean power

MONTH-HOUR VALUES OF RADIO NOISE

Station Ohira, Japan

Lat. 35.6 N Long. 140.5 E

Month January 19 64

Fm	Frequency (Mc)																																							
	013			051			160			495			2.5			5			10			20																		
	F _{am}	D _Δ	V _{dm}	F _{am}	D _Δ	V _{dm}	F _{am}	D _Δ	V _{dm}	F _{am}	D _Δ	V _{dm}	F _{am}	D _Δ	V _{dm}	F _{am}	D _Δ	V _{dm}	F _{am}	D _Δ	V _{dm}	F _{am}	D _Δ	V _{dm}																
00	151	3	2	110	15.0	225	126	5	3	155	108	4	5	9.0	15.0	85	10	3	7.5	13.0	61	9	9	11.0	15.5	58	4	4	5.5	8.5	31	4	2	2.0	4.0	23	6	2	1.5	3.5
01	151	4	4	10.5	16.5	220	127	5	4	150	108	6	5	12.0	19.5	87	7	4	12.5	19.0	60				7.0	11.5	56	5	6	2.5	5.5	31	13	2	3.0	5.0	23		1.0	3.0
02	151	4	3	11.5	14.5	227	127	6	5	22.0	106	5	5	9.5	15.5	85	9	2	5.0	10.0	58	10	4	5.5	8.0	58	9	6	5.0	9.0	31	8	2	2.5	4.0	23	6	0	1.0	3.0
03	151	5	3	12.0	17.5	228	128	5	6	16.0	104	9	4	14.0	22.0	85	9	4	10.0	16.5	56	14	4	8.0	12.0	62	12	12	7.0	10.0	31	7	2	2.0	4.0	23		1.0	2.5	
04	151	5	3	12.5	16.5	227	127	5	5	11.0	104	8	4	9.0	15.0	83	11	4	10.5	16.0	56	12	4	9.0	13.5	60	10	10	7.0	9.0	31	2	2	2.0	3.0	23		0.5	2.5	
05	153	4	7	13.0	18.0	225	125	10	6	10.5	100	12	4	12.5	21.0	77	14	6	7.5	12.5	56	17	4	7.5	12.5	57	11	9	4.0	7.0	29	2	2	2.0	3.5	23	4	0	1.0	3.0
06	151	5	6	12.0	18.5	220	119	9	4	17.0	92	15	6	8.5	12.0	63	17	6	9.0	13.0	56	17	6	6.0	10.0	56	7	10			33	4	2	3.0	5.0	23	3	0	1.5	3.5
07	147	4	2	10.0	15.0	200	115	12	4	14.5	82	17	7	4.0	6.0	63	17	7			48	14	2	6.0	9.0	54	5	6	5.0	7.5	43	14	8	3.0	5.5	25		1.0	3.0	
08	149	3	8	11.0	16.0	185	105	15	4	12.0	76	21	3	12.0	20.0	68	8	2	2.0	3.0	44	7	2	10.0	13.5	46	12	5	3.0	5.0	42	10	7	2.5	5.0	23		2.0	3.0	
09	149	4	6	13.0	18.5	203	103	17	4	10.0	75	23	3	11.0	19.5	61	15	2	17.0	23.5	44	5	2	7.5	11.0	44	10	8	6.0	8.0	35			2.0	4.0	23		2.0	3.5	
10	147	6	4	14.5	19.0	207	107			15.5	72			2.0	3.5	61					43			9.0	11.5	58						33			4.0	6.0	24		1.5	3.5
11	147	6	2	13.0	18.0	210	109	4	6	15.0	72	17	2	3.0	5.5	61	12	4	2.0	3.5	44			8.0	11.0	40			6.5	9.5	33	6	4	3.0	5.0	27		2.5	4.0	
12	149	5	5	14.5	19.0	209	109	7	4	14.0	74	18	4	1.5	2.5	61	12	4			42	6	2	9.0	13.5	37	5	3	3.5	6.0	31	7	4	4.0	6.5	23	10	0	1.5	3.0
13	149	4	4	12.5	18.5	209	109	17	2	12.0	74	35	4	6.0	8.5	63	22	6	2.0	3.5	44	9	2	9.0	12.5	38	8	2	6.0	8.0	33	8	4	5.0	7.5	25	4	2	7.5	3.0
14	151	2	5	13.0	18.0	209	109	14	4	12.5	72	34	1	2.5	4.0	61	22	3	4.0	5.0	44	5	2	8.5	12.5	40	9	4	6.5	9.0	33	10	5	2.0	3.5	25		1.0	2.5	
15	151	4	3	12.0	17.5	207	107	19	4	11.0	76	26	5			66	12	7			42	6	2	9.0	12.5	48	7	9	4.0	6.0	35	7	2	3.0	5.0	25	4	2	7.5	3.0
16	151	3	4	11.5	17.0	175	109	16	8	14.0	82	27	8	3.0	5.5	65	26	3	3.0	9.0	46	10	6	9.0	12.0	48	17	6	8.0	12.0	39	7	6	3.0	5.0	23	4	2	2.5	4.0
17	150	4	3	10.0	15.5	180	113	12	4	14.0	88	23	6	11.0	18.0	79	14	8	9.0	16.0	49	15	5	5.0	7.5	52	15	6	6.0	7.0	37	8	2	3.0	6.0	23	4	0	1.5	3.5
18	151	4	3	9.5	15.0	122	122	5	5	10.0	96	15	5	9.5	15.5	79	14	4	4.0	7.0	52	17	6	7.0	11.0	54	15	5	8.0	11.0	36	9	5	3.5	5.5	23		2.0	3.5	
19	153	4	5	9.0	14.5	125	125	7	6	9.5	98	11	4	14.5	21.5	86	10	8	8.5	13.0	54	16	6			56	17	4	5.5	8.5	37	6	6	4.0	6.5	23		2.0	3.5	
20	153	4	4	12.5	18.0	226	126	5	5	10.0	100	12	5	8.5	13.5	80	9	4	6.0	10.5	56	16	4	6.0	11.0	58	12	6	6.5	9.5	34	5	3	3.5	5.5	23	6	2	2.0	3.5
21	153	3	5	11.0	16.5	125	125	5	5	10.5	112	9	4	7.5	12.5	84	12	3	9.0	15.5	60	6	8	7.0	10.5	54	21	6	5.5	6.5	32	3	3	2.5	4.0	21	9	0	1.5	3.5
22	151	5	2	9.5	15.0	127	127	5	4	10.0	112	12	2	7.5	12.0	85	9	4	7.5	13.0	58	12	4	10.0	15.5	55	4	6	5.0	8.0	29	9	2	2.0	4.0	23	10	2	1.5	3.5
23	151	4	4	10.0	15.0	127	127	5	4	13.5	106	9	3	6.0	11.0	87	11	4	7.5	12.5	56	10	2	6.0	9.0	56	5	2	5.0	8.5	31	6	4	3.0	5.0	23	2	1	1.5	3.0

F_{am} = median value of effective antenna noise in db above ktb
 D_Δ = ratio of upper decile to median in db
 V_{dm} = ratio of median to lower decile in db
 V_{dm} = median deviation of average voltage in db below mean power
 L_{dm} = median deviation of average logarithm in db below mean power

Hour (LST)	Frequency (Mc)																																						
	.013			.051			.160			.495			2.5			5			10			20																	
	F _{am}	D _z	V _{dm}	F _{am}	D _z	V _{dm}	F _{am}	D _z	V _{dm}	F _{am}	D _z	V _{dm}	F _{am}	D _z	V _{dm}	F _{am}	D _z	V _{dm}	F _{am}	D _z	V _{dm}	F _{am}	D _z	V _{dm}															
00	151	4	10.0	145	125	4	3	11.0	175	105	4	2	13.0	180	84	3	3	7.5	120	59	10	5	6.0	100	58	5	4	7.0	105	32	5	2	2.5	45	23	0	2	2.0	35
01	152	2	7.0	155	126	3	3	12.0	190	107	3	3	10.0	155	85	5	4	9.5	150	59	7	3	6.5	100	56	7	3	6.0	90	34	6	2	2.5	50	23	0	0	1.5	30
02	153	2	11.0	155	127	4	4	13.0	200	107	4	3	10.0	160	85	4	3	11.5	180	58	3	3	7.0	110	56	7	2	5.0	85	34	4	2	3.0	50	23	0	0	1.5	30
03	153	2	7.0	165	127	2	4	11.5	180	105	6	2	11.0	175	83	4	4	12.5	190	57	6	3	9.0	115	70	4	4			34	4	2	2.0	40	23	0	0	1.0	25
04	153	2	4.0	150	127	2	6	14.0	200	103	8	4	10.5	185	81	6	4	8.0	135	57	10	4	9.0	125	68	6	8	8.0	120	32	2	0	1.5	35	23	2	0	1.0	25
05	153	2	3.0	150	125	4	6	13.5	200	99	7	5	12.5	185	77	6	6			54	6	3	4.0	120	64	5	8			32	2	0	2.5	40	23	2	0	1.0	25
06	151	4	2.0	160	119	4	6	12.0	180	89	4	6	10.5	165	63	3	4			55	4	4	7.0	105	58	8	4			34	5	2	3.5	50	23	0	0	1.5	30
07	147	2	7.0	155	111	5	4	13.5	210	75	7	4	5.0	70	59	7	2			45	5	2	5.0	85	51	7	5	6.0	95	38	2	3	4.5	65	23	2	0	7.0	30
08	147	3	7.0	155	101	12	4	8.0	120	73	11	3	5.0	65	59	8	2			43	4	2	6.0	95	43	6	4	8.0	100	36	16	3	4.0	60	23	2	0	1.5	30
09	149	2	6.0	180	101	16	8	17.0	230	73	14	2			61	6	4	9.5	115	43	2	2	7.0	105	38	6	2	7.0	95	34	6	2	5.0	75	25	21	2	1.5	35
10	149	3	4.0	135	101					74	21	3	7.0	100	61	12	4			41	4	0	6.5	90	56			8.0	100	33	7	3			25	13	2	3.0	50
11	147	4	4.0	170	105	4	6	15.0	195	73	20	2			59	6	2	12.5	155	41	4	2	8.0	110	36	8	2	6.5	95	32	6	2	4.0	45	25	10	2	2.5	40
12	147	4	4.0	175	105	10	4	14.5	240	73	14	2	9.0	145	59	4	2			41	2	2	7.5	110	36	6	2	8.0	110	33	4	4	3.0	50	25	15	2	2.0	40
13	147	4	1.0	165	107	3	4	13.0	200	73	12	2	2.0	30	61	6	4	9.0	110	42	3	1	7.5	110	36	4	2	6.0	90	34	4	2	3.5	50	25	30	2	2.0	30
14	149	2	2.0	160	107	2	4	14.0	190	72	8	1	15.0	185	61	3	4			41	2	0	7.5	105	38	6	2	6.0	95	36	6	2	4.5	75	24	4	1	2.0	40
15	149	2	2.0	160	105	2	2	10.5	160	73	12	2			60	10	3	2.5	50	41	4	0	9.0	120	44	4	6	6.0	100	38	2	3	4.5	60	25	16	2	2.0	35
16	151	1	4.0	160	101	7	4	10.0	135	75	18	2	4.0	60	65	8	6			43	5	2	8.0	110	52	14	4	7.5	120	40	6	4	5.0	75	23	14	0	1.5	30
17	149	4	2.0	160	107	8	6	10.5	145	83	18	6	8.5	135	75	7	4	8.0	135	50	6	4	7.5	115	65	5	8			40	4	4	4.0	60	23	3	0	2.0	30
18	149	4	2.0	160	117	3	4	12.5	180	93	10	6	8.5	135	81	5	6	8.0	130	55	6	4	7.5	110	64	4	8	6.5	110	38	4	4	4.0	65	23	12	2	2.5	40
19	151	4	2.0	165	121	3	4	12.0	180	97	5	5	11.0	175	83	6	4	7.0	110	53	9	3	4.5	75	64	4	4	6.5	120	36	6	4	3.0	50	23	9	2	2.0	35
20	153	2	6.0	175	123	4	4	12.5	190	101	6	4	8.5	140	85	13	6			55	10	3	10.0	130	66	6	5	9.5	155	36	10	4	3.0	40	23	0	2	2.0	35
21	153	2	4.0	165	123	6	2	10.5	170	103	5	4	11.5	190	85	6	4			57	7	4	6.0	95	70	6	8	2.0	45	33	10	3	4.0	50	23	0	2	2.0	35
22	153	2	4.0	150	125	4	4	12.0	180	103	6	2	9.5	155	85	6	4	10.0	155	59	6	4	6.0	85	54	4	3	6.0	100	32	6	1	3.0	50	23	0	2	2.0	35
23	151	2	2.0	145	125	2	4	12.5	185	105	4	4	9.0	150	85	2	4	8.5	130	59	9	3	6.0	100	54	3	2	4.0	80	34	6	4	3.0	45	23	0	2	2.0	35

F_{am} = median value of effective antenna noise in db above ktb
 D_z = ratio of upper decile to median in db
 V_{dm} = ratio of median to lower decile in db
 F_{dm} = median deviation of average voltage in db below mean power
 L_{dm} = median deviation of average logarithm in db below mean power

MONTH-HOUR VALUES OF RADIO NOISE

Station Pretoria, S. Africa Lat. 25.8 S Long. 28.3 E Month December 19 63

Hour (EST)	Frequency (Mc)																										
	.013			.051			.160			.495			2.5			5			10			20					
	F _m	D _u	D _l	F _m	D _u	D _l	F _m	D _u	D _l	F _m	D _u	D _l	F _m	D _u	D _l	F _m	D _u	D _l	F _m	D _u	D _l	F _m	D _u	D _l	F _m	D _u	D _l
00	147	10	3	126	11	5	108	12	6	91	10	6	63	10	8	55	8	6	40	4	8	18	8	2	18	8	2
01	147	7	2	126	12	4	108	11	6	90	23	7	63	8	12	55	8	8	40	4	10	18	8	2	18	8	2
02	147	6	4	126	10	6	106	11	4	89	13	7	59	12	6	53	8	4	36	6	6	16	4	0	16	4	0
03	147	6	5	126	10	7	108	10	19	87	10	18	61	6	7	53	8	8	36	4	4	16	3	0	16	3	0
04	147	4	8	122	11	12	108	6	27	85	7	29	59	8	8	51	5	6	34	7	2	18	2	2	18	2	2
05	145	6	4	119	10	12	88	12	12	59	22	6	53	8	12	51	5	6	38	6	8	18	1	2	18	1	2
06	143	6	5	114	10	8	86	12	14	57	8	4	43	8	6	46	7	9	36	5	4	18	2	2	18	2	2
07	141	8	4	109	12	9	82	18	8	59	9	6	41	5	2	41	10	6	34	6	6	18	2	2	18	2	2
08	141			108	17	8	84	11	6	57	8	4	41			36	11	8	30	6	4	18	4	2	18	4	2
09	143	8	4	114	10	15	84	12	4	59	6	4	39	6	2	33	7	6	28	6	4	20	2	4	20	2	4
10	143	8	4	114	11	11	83	19	5	61	20	6	41	7	6	31	9	5	28	8	4	20	2	2	20	2	2
11	149	4	7	126	7	15	93	25	12	61	30	8	41	13	4	33	7	9	32	7	7	22	2	3	22	2	3
12	151	7	6	130	9	14	107	15	23	71	33	20	43	21	7	35	13	11	31	11	5	23	3	5	23	3	5
13	155	6	7	132	11	9	113	15	25	83	23	30	53	19	14	41	16	11	38	10	10	24	4	7	24	4	7
14	156	9	6	132	12	9	114	14	30	93	15	38	52	24	13	43	14	11	37	9	7	26	7	8	26	7	8
15	157	6	7	134	12	12	118	11	28	85	27	27	55	23	14	46	20	15	42	9	11	27	9	10	27	9	10
16	155	11	3	135	13	10	122	21	24	81	38	24	56	30	15	51	19	15	44	15	9	28			28		
17	157	15	8	132	20	11	110	28	20	89	26	33	59	29	15	49	30	9	46	21	14	27	18	11	27	18	11
18	154	7	8	132	13	13	112	27	16	92	22	25	65	19	14	53	15	9	48	24	10	24	13	8	24	13	8
19	153	8	6	132	11	10	113	12	12	95	7	20	70	5	13	61	4	8	48	6	7	24	5	8	24	5	8
20	153	5	8	133	9	9	114	11	10	93	11	10	71	12	9	59	5	7	46	7	6	22	7	6	22	7	6
21	151	6	6	132	9	9	110	14	6	95	10	12	71	6	16	59	4	8	44	8	6	18	6	2	18	6	2
22	151	8	7	130	8	6	110	12	6	95	10	12	67	8	8	55	6	8	42	4	6	18	3	2	18	3	2
23	148	9	5	126	13	3	108	11	7	91	12	8	65	10	14	55	6	8	40	4	8	16	4	0	16	4	0

F_m = median value of effective antenna noise in db above ktb
 D_u = ratio of upper decile to median in db
 D_l = ratio of median to lower decile in db
 V_{dm} = median deviation of average voltage in db below mean power
 L_{dm} = median deviation of average logarithm in db below mean power

Time (hr)	Frequency (Mc)																							
	.013			.051			.160			.495			2.5			5			10			20		
	F _{am}	D _f	V _{dm}	F _{am}	D _f	V _{dm}	F _{am}	D _f	V _{dm}	F _{am}	D _f	V _{dm}	F _{am}	D _f	V _{dm}	F _{am}	D _f	V _{dm}	F _{am}	D _f	V _{dm}	F _{am}	D _f	V _{dm}
00	154	19	4	136	23	8	121	22	16	101	21	12	71	12	12	58	24	6	42	30	6	21	12	2
01	158	14	8	134	20	6	118	13	11	102	21	12	69	19	11	58	16	6	42	16	6	21	16	2
02	156	16	6	134	13	5	117	13	12	97	18	8	69	10	10	58	10	8	39	11	5	22	10	3
03	156	6	8	132	14	5	117	11	12	97	12	11	69	10	9	56	8	4	36	6	4	23	8	4
04	154	8	6	132	14	10	115	13	12	95	10	11	67	10	10	56	4	4	35	5	5	21	11	2
05	152	10	6	130	10	9	107	18	16	85	19	22	61	10	10	54	4	4	35	5	5	21	6	2
06	150	12	8	126	14	4	101	22	20	69	37	10	52	13	9	50	10	6	38	7	2	21	5	2
07	149	8	7	122	16	10	103	11	22	68	35	11	47	20	6	46	10	10	36	8	4	21	10	2
08	152	8	8	122	16	14	101	10	20	69	19	10	45		7	43	7	9	32	8	2	23	10	4
09	149	11	9	122	14	12	98	17	19	65	28	6	45	24	6	37	13	5	34	9	5	23	6	3
10	150	11	8	123	13	11	97	21	16	65	26	6	45	10	4	38	8	7	34	5	6	23	6	2
11	152	10	8	126	14	12	104	20	23	78	21	19	49	6	7	40	10	6	36	6	8	*24		
12	155	10	5	134	12	14	116	12	30	91	14	30	51	15	10	40	14	7	38	6	7	*25		
13	161	5	7	138	10	14	121	12	25	95	14	18	59	13	15	45	10	9	40	6	4	*29		
14	161	9	5	144	4	11	124	9	12	97	12	10	61	13	13	48	13	8	42	6	4	27	8	6
15	165	5	6	146	4	15	127	7	13	103	13	13	63	18	10	54	7	13	46	4	6	*29		
16	164	6	5	146	6	12	127	11	16	104	9	15	65	19	14	56	13	11	46	15	7	28	14	6
17	164	8	5	148	6	15	127	10	17	105	8	15	69	17	14	60	11	11	48	9	7	27	9	8
18	162	8	6	144	10	10	127	11	16	103	12	12	71	11	10	62	8	9	48	16	4	29	6	10
19	162	8	8	144	8	10	128	9	10	103	16	14	77	8	14	64	7	13	46	15	4	23	16	4
20	162	11	8	144	10	12	127	14	14	106	15	13	77	14	12	63	13	9	47	13	3	24	16	5
21	162	14	10	142	14	14	127	16	18	105	19	10	77	13	14	62	14	8	47	17	7	23	18	4
22	158	16	8	143	18	13	126	13	16	107	14	14	75	6	12	62	6	8	44	12	6	21	16	2
23	159	15	6	139	19	11	123	20	16	105	20	15	75	12	12	60	8	8	44	18	8	23	17	4

F_{am} = median value of effective antenna noise in db above ktb
 D_f = ratio of upper decile to median in db
 V_{dm} = ratio of median to lower decile in db
 V_{dm} = median deviation of average voltage in db below mean power
 L_{dm} = median deviation of average logarithm in db below mean power

MONTH-HOUR VALUES OF RADIO NOISE

Station Pretoria, S. Africa Lat. 25.8 S Long. 28.3 E Month February 19 64

Hour (LST)	Frequency (Mc)																							
	.051			.160			.495			2-5			5			10			20					
	F _m	D _f	V _{dm}	F _m	D _f	V _{dm}	F _m	D _f	V _{dm}	F _m	D _f	V _{dm}	F _m	D _f	V _{dm}	F _m	D _f	V _{dm}	F _m	D _f	V _{dm}			
00	161	4	4	136	6	6	113	8	6	98	8	6	75	6	11	57	8	5	39	9	3	23	1	3
01	161	4	4	136	8	6	112	9	8	100	8	7	74	6	10	57	4	7	41	3	5	23	1	2
02	159	4	2	136	6	6	111	8	9	98	8	10	74	8	8	56	9	8	37	6	2	23	3	2
03	160	4	3	136	6	6	110	9	9	98	4	10	74	5	8	56	6	6	37	7	5	23	2	2
04	159	4	4	135	7	5	109	8	8	94	8	8	74	4	8	56	6	6	35	5	4	23	4	2
05	159	6	4	130	6	4	103	10	15	88	10	14	70	8	10	54	6	6	35	6	4	23	2	2
06	157	4	6	124	14	4	93	17	16	63	18	7	58	13	12	50	8	6	41	4	6	23	4	2
07	155	6	4	123	15	7	87	12	14	64	17	7	46	16	6	42	23	8	37	6	4	23	2	2
08	154	5	5	*122			*85			62	13	2	44	5	5	36			*37			23	3	2
09	153	10	3	120	13	7	87	16	14	67	7	7	44	4	4	34	26	6	33	10	4	25	2	2
10	155	6	6	120	10	6	85	17	13	64	10	4	46	4	4	32	8	4	33	8	8	25	2	2
11	155	8	4	124	10	8	87	20	12	65	14	7	46	6	4	32	4	5	32	8	7	27	9	2
12	159	8	4	128	12	8	91	22	11	72	20	14	44	10	2	32	15	4	33	10	7	27	8	3
13	162	7	5	132	15	8	109	13	21	89	19	27	49	15	7	36	14	9	35	10	7	27	11	2
14	165	6	7	140	10	16	113	12	19	96	13	31	58	16	14	46	15	15	41	7	7	29	7	4
15	167	2	8	141	11	13	117	12	24	*98			60	25	14	50	14	19	47	4	14	31	2	4
16	169	6	8	145	9	17	*122			102	17	33	68	16	20	57	11	16	47			30	16	3
17	166	13	3	142	12	11	117	14	21	100	28	34	*78			60	14	12	48			*31		
18	167	11	5	143	13	9	117	16	20	102	22	22	76	16	12	64	10	10	*51			*31		
19	165	10	6	143	12	10	119	15	15	100	20	15	80	14	12	62	11	6	51	12	6	27	17	4
20	167	6	6	143	9	11	119	10	14	104	8	8	80	6	8	62	8	6	49	5	6	25	4	3
21	165	5	5	142	7	8	119	10	13	106	7	10	78	7	5	60	7	6	47	4	6	23	8	2
22	163	8	4	140	10	4	117	8	13	102	11	4	78	8	6	56	10	4	43	6	4	23	7	2
23	163	4	6	136	9	5	113	18	11	101	12	4	76	10	4	56	6	6	39	12	4	23	10	2

F_m = median value of effective antenna noise in db above k1b
 D_u = ratio of upper decile to median in db
 D_f = ratio of median to lower decile in db
 V_{dm} = median deviation of average voltage in db below mean power
 L_{dm} = median deviation of average logarithm in db below mean power

MONTH-HOUR VALUES OF RADIO NOISE

Station Rabat, Morocco

Lat. 33.9 N Long. 6.8 W

Month December 19 63

Hour (ST)	Frequency (Mc)																																							
	.013			.051			.160			.495			2.5			5			10			20																		
	Fom	Du	Ldm	Fom	Du	Ldm	Fom	Du	Ldm	Fom	Du	Ldm	Fom	Du	Ldm	Fom	Du	Ldm	Fom	Du	Ldm	Fom	Du	Ldm																
00	*150			*122			113	8	10				83	13	9				59	15	8				50	9	2				23	14	10				27	16	4	
01	*150			*123			109	8	8				*81						57	8	7				52	6	4				22	19	7				27	17	4	
02	*150			*123	4	4	109	6	6				84	12	7				55	10	8				52	6	8				19	21	6				27	15	4	
03	*150			*124			107	16	6				*84						55	11	4				52	6	7				22	13	6				28	12	5	
04	*150	6	8	*123			107	7	8				81	10	8				57	13	6				52	22	6				18	17	5				27	12	4	
05	*152			*121			108	9	11				*79						56	8	5				50	3	5				17	21	6				26	14	3	
06	*150	4	8	*120			105						*71						55	8	8				48	6	4				18	21	3				29	11	5	
07	*148			*119			*97						*67						50	9	4				46	12	6				23	23	8				29	10	5	
08	*148			*111			*88						*70						51	8	8				40	14	4				21	24	4				*	29		
09	*147			*111			*95						*77						45						37						*	33						*	29	
10	*148			*107			*95						*71	28	16				49						32	12	8				23	20	4				31	10	6	
11	146	6	6	107	16	13	97	13	16				63	22	8				46	10	5				29	16	7				20	19	7				29	12	2	
12	148	5	5	109	14	9	93	6	16				66	15	9				45	10	4				32	16	9				18	20	6				29	10	4	
13	147	4	10	109	10	10	92	16	10				61	18	6				45	10	6				26	17	7				17	23	4				31	8	6	
14	148	5	6	109	12	8	*91						61	10	6				43	14	3				36	9	4				21	19	7				31	9	6	
15	*147			*107			*91						62	15	10				51	4	6				38	16	10				25	19	10				27	15	3	
16	146	4	2	*107			*96						65	11	7				46	8	5				35	8	13				23	16	6				29	12	4	
17	148	4	2	113	9	11	101	10	8				77	9	12				53	8	12				52	2	8				23	16	8				27	14	2	
18	146	8	5	115	10	4	103	5	9				81	12	6				55	7	9				52	6	10				21	18	8				29	12	4	
19	148	4	4	117	10	21	103	7	9				87	7	11				59	6	13				50	4	3				21	16	6				28	11	5	
20	144	4	7	119	10	20	105	10	14				81	12	4				56	8	8				50	2	6				23	18	8				27	11	4	
21	*149			121	10	20	109	5	12				83	8	4				59	9	12				52	4	4				21	16	8				27	10	4	
22	150	4	7	122			107	12	16				85	13	10				56	12	8				50	4	5				22	21	9				27	10	3	
23	150	4	4	*123			*106						*84						55	13	4				52	4	8				19	19	4				28	16	5	

Fom = median value of effective antenna noise in db above ktb
 Du = ratio of upper decile to median in db
 Dg = ratio of median to lower decile in db
 Vdm = median deviation of average voltage in db below mean power
 Ldm = median deviation of average logarithm in db below mean power

MONTH-HOUR VALUES OF RADIO NOISE

Station Rabat, Morocco

Lat. 33.9 N Long. 6.8 W

Month January

19 64

Hour (LST)	Frequency (Mc)																											
	.013			.051			.116			.495			2.5			5			10			20						
	F _{am}	D _λ	V _{dm}	L _{dm}	F _{am}	D _λ	V _{dm}	L _{dm}	F _{am}	D _λ	V _{dm}	L _{dm}	F _{am}	D _λ	V _{dm}	L _{dm}	F _{am}	D _λ	V _{dm}	L _{dm}	F _{am}	D _λ	V _{dm}	L _{dm}				
00	146	12	28		115				82				65	14	12		54	14	6		26	9	7		42	32	14	
01	150	8	27		113				85				65	25	10		54	13	6		27	8	10		42	30	14	
02	146				117				76				65	24	12		52	14	6		23	12	7		44	29	14	
03	144				119				89				65	29	10		54	12	8		25	12	6		42	21	14	
04	149				117				80				62	17	9		54	14	10		23	14	6		42	30	14	
05	148				117				76				61	16	8		50	23	2		23	9	6		40	35	10	
06	150				99				73				65	18	12		48	10	6		25	6	9		44	33	14	
07	145				117				62				65	17	18		48	8	6		25	9	6		43	21	13	
08	148				107				63				53	12	13		43	8	9		28	7	7		43	28	14	
09	142				105				77				*51				*38				*30				*52			
10	150				115				65				*49				30	16	6		27	13	10		46	26	15	
11	148				106				64	15	14		47	13	6		30	9	8		25	12	9		44	21	8	
12	151				112				67	17	11		35	10	4		28	10	4		25	8	8		43	15	14	
13	150	4	34		108				66	11	10		35	10	6		28	12	6		23	9	6		45	30	12	
14	150				115				62	25	10		35	14	6		26	16	4		25	6	8		40	23	14	
15	149				106	11	13		64	24	11		35	16	4		32	18	8		27	12	8		46	17	19	
16	148				102				70	14	16		49	13	9		39	17	11		27	13	4		48	15	20	
17	149	9	13		107	22	14		78	12	18		51	23	10		46	12	8		27	9	6		46	8	18	
18	148	15	15		115	18	22		78				57	25	8		48	13	7		27	14	10		48	13	20	
19	148	18	18		119	12	18		85				63	19	10		52	14	8		29	13	8		44	21	16	
20	150	8	18		120				83				63	20	10		52	13	6		29	12	9		42	39	14	
21	150	10	22		119				83				63	18	9		52	14	6		26	14	5		42	35	14	
22	148				111	18	18		77				63	21	9		54	11	7		25	10	8		44	31	16	
23	149	9	31		108				82				63	16	9		53	12	11		33	15	13		46	22	27	

F_{am} = median value of effective antenna noise in db above ktb

D_λ = ratio of upper decile to median in db

V_{dm} = ratio of median to lower decile in db

L_{dm} = median deviation of average voltage in db below mean power

L_{dm} = median deviation of average logarithm in db below mean power

MONTH-HOUR VALUES OF RADIO NOISE

Station Rabat, Morocco

Lat. 33.9 N Long. 6.8 W

Month February 19 64

Fr (S)	Frequency (Mc)																										
	.013			.051			.160			.495			2.5			5			10			20					
	F _{am}	D _z	V _{dm}	L _{dm}	F _{am}	D _z	V _{dm}	L _{dm}	F _{am}	D _z	V _{dm}	L _{dm}	F _{am}	D _z	V _{dm}	L _{dm}	F _{am}	D _z	V _{dm}	L _{dm}	F _{am}	D _z	V _{dm}	L _{dm}			
00	*147				*108				*84				*59	6	7			*53	4	5		28	7	9	35	7	4
01	*148				*107				*84				*56	6	5			*53	4	5		26	6	6	36	9	6
02	*148				*107				*82				*58	4	7			*53	4	4		26	6	6	34	8	4
03	*147				*107				*82				*54	11	2			*51	4	6		24	8	4	34	10	4
04	*148				*97				*82				*56	8	5			*49	7	4		27	11	5	*34		
05	*150				*103				*82				*56	6	4			*50	7	7		24	5	6	*34		
06	*148				*98				*74				*58	6	10			*47	4	6		22	6	6	*36		
07	*148				*83				*58				*52	8	8			*47	4	4		26	4	7	*37		
08	*146				*84				*58				*45	5	5			*37	6	4		26	6	2	*38		
09	*144				*86				*58				*39					*29				*25			*40		
10	*147				*83				*60				*40					*26				*26			*48		
11	*148				*87	10	6		*58				*44	4	6			*26	9	3		24	2	2	*40		
12	*147	3	3		*87	6	8		*60	8	2		*42	8	4			*27				20	14	2	*48	15	12
13	*148	2	8		*85	16	5		*60	7	6		*46	12	6			*27	12	4		24	21	4	*47	20	16
14	*146	4	14		*87	10	12		*58	9	6		*42	11	2			*25	6	2		22	18	2	*42	19	10
15	*146	4	23		*87	9	10		*56	12	4		*46	16	7			*29	10	4		26	15	3	*36	22	5
16	*146	4	4		*83	17	6		*60	11	6		*42	26	3			*35	8	8		28	4	4	*34	34	3
17	*146				*90	9	9		*65	9	7		*42	10	3			*41	6	7		31	6	4	*35	25	5
18	*145	5	25		*95				*74	10	4		*49	16	6			*47	6	7		28	5	5	*35	23	5
19	*146	4	8		*99	4	27		*80				*55	11	7			*49	5	4		28	7	7	*32	12	2
20	*148				*103				*85				*57	11	9			*49	6	5		27	10	6	*32	19	3
21	*148				*107	8	32		*84	4	28		*54	8	6			*49	6	4		30	7	6	*36	19	7
22	*149	3	33		*107				*84	6	28		*58	13	7			*51	6	11		28	11	9	*34	21	5
23	*149				*107				*84	6	24		*58	12	5			*51	4	3		30	11	12	*34	16	5

F_{am} = median value of effective antenna noise in db above k1b
 D_z = ratio of upper decile to median in db
 V_{dm} = ratio of median to lower decile in db
 L_{dm} = median deviation of average voltage in db below mean power
 L_{dm} = median deviation of average logarithm in db below mean power

MONTH-HOUR VALUES OF RADIO NOISE

Station São José, Brazil Lat. 23.3 S Long. 45.8 W

Month December 19 63

Hour (LST)	Frequency (Mc)																							
	0.51			113			246			545			2.5			5			10			20		
	F _m	D _u	V _{dm}	F _m	D _u	V _{dm}	F _m	D _u	V _{dm}	F _m	D _u	V _{dm}	F _m	D _u	V _{dm}	F _m	D _u	V _{dm}	F _m	D _u	V _{dm}	F _m	D _u	V _{dm}
00	134	7	8	110	15	8	103	20	7	87	20	7	71	10	8	55	10	18	43	9	7	24	22	2
01	132	10	10	108	16	8	102	14	11	87	19	8	71	6	9	57	5	20	41	8	6	24	23	2
02	132	8	10	107	14	7	101	13	10	87	17	8	71	8	10	55	6	17	39	10	7	24	15	2
03	132	8	12	108	14	12	99	14	6	84	15	6	71	7	10	53	8	16	39	8	9	24	16	2
04	132	6	16	106	14	12	95	16	6	81	16	6	69	8	10	53	10	16	39	11	8	24	8	2
05	126	10	18	95	11	7	*	81		75	7	5	65	8	14	50	17	13	37	8	4	24	21	2
06	121	11	5	93	10	11	86	15	7	85	9	11	55	10	8	46	19	9	35	11	6	24	18	2
07	116	11	7	92	12	8	*	79		83	8	10	47	11	9	41	15	5	32	9	5	24	4	2
08	118	12	6	91	13	4	81	8	8	86	7	9	39	13	4	43	7	8	32	9	7	24	4	2
09	120	7	14	94	11	10	80	8	3	85	4	12	39	8	4	39	8	5	31	8	8	24	4	2
10	119	9	11	94	8	12	83	7	8	85	5	8	38	7	7	38	7	7	27	10	6	24	2	2
11	122	8	16	94	16	5	83	15	10	87	7	14	39	4	6	37	4	6	29	10	4	24	6	2
12	128	13	12	100	22	10	91	31	12	87	23	14	41	25	6	37	20	5	35	14	10	24	13	2
13	131	24	17	105	30	19	103	26	22	91	28	12	53	27	16	43	18	10	39	22	11	28	15	6
14	133	10	16	112	28	24	106	24	23	87	24	6	59	28	22	45	20	14	41	13	12	29	17	5
15	136	17	17	113	21	22	109	22	28	89	25	8	59	24	22	51	16	16	46	13	14	32	17	8
16	144	10	22	113	23	23	108	23	27	91	17	13	59	28	23	53	15	17	45	12	11	34	14	8
17	136	16	20	118	14	26	111	14	34	89	22	10	61	20	17	59	6	19	39	7	8	32	18	4
18	135	12	18	118	12	26	112	8	26	92	12	14	66	13	10	60	10	16	47	12	6	34	19	9
19	136	10	14	114	11	17	106	12	15	89	14	6	73	9	11	63	9	16	47	14	6	28	27	4
20	135	8	14	114	11	12	103	14	12	91	13	8	74	7	14	63	11	16	47	13	7	28	26	6
21	136	7	14	114	12	10	105	14	10	91	12	8	72	9	11	61	8	20	45	12	4	30	19	8
22	135	8	12	114	14	7	105	13	10	91	12	8	73	6	12	61	10	21	45	10	4	26	28	4
23	134	8	6	114	10	12	105	14	12	89	17	6	73	6	12	61	11	24	44	10	3	24	26	2

F_m = median value of effective antenna noise in db above k1b

D_u = ratio of upper decile to median in db

D_l = ratio of median to lower decile in db

V_{dm} = median deviation of average voltage in db below mean power

L_{dm} = median deviation of average logarithm in db below mean power

Hour (EST)	Frequency (Mc)																																							
	.013			.051			.160			.495			2.5			5			10			20																		
	F _{am}	D _g	V _{dm}	F _{am}	D _g	V _{dm}	F _{om}	D _g	V _{dm}	F _{om}	D _g	V _{dm}	F _{om}	D _g	V _{dm}	F _{om}	D _g	V _{dm}	F _{om}	D _g	V _{dm}	F _{om}	D _g	V _{dm}																
00	161	4	2	110	170	140	6	3	11.0	190	120	5	4	10.0	175	96	7	4	10.0	185	67	4	18	6.0	110	59	4	9	5.5	85	39	6	6	4.0	6.5	22	2	0	1.0	3.0
01	162	4	5	110	175	141	4	2	11.0	175	121	3	6	10.0	180	98	6	5	9.0	180	69	3	8	7.5	145	57	4	4	4.5	80	37	8	4	4.0	7.0	22	1	0	1.5	3.0
02	163	2	5	115	175	141	4	6	11.5	180	120	4	5	9.5	180	98	4	6	10.0	195	69	3	8	7.5	135	57	4	4	4.5	7.5	37	4	8	4.0	6.0	22	1	3	2.0	3.0
03	161	3	4	120	175	141	2	5	11.0	180	120	4	5	10.5	180	96	7	4	10.0	195	69	3	6	8.5	130	55	4	8	4.5	7.0	32	5	3	2.5	4.5	23	2	1	1.5	3.0
04	161	5	3	120	190	141	2	6	12.0	185	120	2	5	12.5	205	95	5	3	12.0	210	69	2	12	8.0	150	53	4	6	5.0	80	31	10	4	2.0	4.5	23	2	2	2.0	3.0
05	161	4	4	115	190	137	5	6	14.0	220	116	4	10	14.0	240	87	10	11	15.0	245	69	2	14	10.0	170	54	5	9	5.0	80	35	4	10	5.0	7.5	23	2	2	1.5	3.0
06	161	3	4	130	200	133	6	5	15.0	220	106	10	9	16.0	240	80	12	12	17.0	280	57	4	11	10.0	170	55	3	6	6.5	100	41	8	2	4.5	7.5	25	1	3	2.0	4.0
07	159	6	4	140	220	131	12	10	15.0	230	108	10	13	17.0	270	80	11	15	20.0	180	46	9	10	11.5	155	49	6	10	9.0	145	41	11	5	6.0	9.0	23	3	0	2.5	3.5
08	159	6	6	155	215	129	8	6	17.5	215	107	13	14	13.0	220	84	6	9	14.0	275	39	8	6	8.0	100	39	6	4	8.0	125	35	14	3	5.0	7.5	25	2	4	2.5	4.0
09	159	3	10	150	210	129	8	4	16.0	235	105	8	10	17.5	270	84	5	8	18.0	270	35	6	6	6	6	33	8	7	11.5	185	35	8	9	5.0	10.5	23	2	2	2.5	4.0
10	157	6	4	140	205	127	8	4	15.0	230	101	10	9	18.0	240	81	9	9	17.0	245	31	8	4	4	4	31	4	2	8.5	130	35	8	8	3.5	5.0	23	2	2	2.0	3.5
11	157	8	4	130	200	129	8	6	14.5	210	104	16	11	15.5	230	84	10	14	8.5	155	29	8	2	9.5	140	31	6	6	10.0	160	34	7	5	7.0	11.5	25	1	2	3.0	5.0
12	159	8	2	110	170	133	4	6	11.0	180	106	10	10	14.5	230	84	10	8	12.5	225	31	10	4	9.5	135	33	7	10	9.0	140	33	12	4	7.0	120	25	2	2	2.0	3.5
13	161	4	4	100	160	135	6	6	11.0	190	113	9	13	14.5	235	90	10	13	15.0	250	38	7	7	10.0	160	35	8	1	10.0	150	37	6	4	8.0	120	27	6	2	3.0	5.0
14	163	4	4	105	170	137	19	6	12.0	180	114	10	10	13.5	225	92	24	10	12.0	220	38	12	5	9.0	165	41	16	7	7.0	120	41	6	6	7.0	11.5	27	6	2	3.0	5.0
15	163	6	4	110	175	139	16	6	13.0	200	114	8	8	16.0	250	90	14	10	13.5	215	43	8	10	6	6	45	16	7	9.5	150	43	9	4	4	4	27	8	2	3.0	5.0
16	163	6	4	115	180	139	8	6	13.5	225	114	7	9	13.5	210	89	10	8	10.0	170	49	6	6	7.5	130	52	5	7	9.0	125	45	8	2	5.0	7.5	27	4	0	3.0	4.5
17	161	5	3	120	195	138	5	5	12.0	190	114	7	6	11.0	170	92	9	5	9.5	160	53	8	7	6.5	110	57	2	4	5.0	60	47	10	4	4.5	7.0	27	4	4	2.5	4.5
18	159	6	2	110	175	140	5	5	10.5	170	118	6	6	9.0	150	97	3	7	7.5	140	63	2	3	6.0	120	59	2	4	5.0	85	47	10	3	4	4	25	4	2	2.5	4.5
19	161	5	4	105	155	139	6	3	10.0	160	119	5	5	9.0	165	96	7	3	8.0	155	67	3	6	8.0	125	60	3	3	5.5	90	44	3	3	5.0	7.0	25	1	2	2.5	4.0
20	161	5	4	110	170	141	5	6	9.5	160	118	8	3	9.0	170	98	6	4	8.0	160	65	5	1	7.0	110	59	2	5	5.5	90	43	6	4	5.0	9.0	25	5	2	2.0	4.0
21	161	7	4	120	150	141	6	4	11.0	175	119	7	3	9.5	170	98	6	6	9.0	165	66	5	3	7.0	130	60	1	3	5.0	95	47	5	7	6.0	9.0	27	2	3	3.0	5.0
22	161	6	3	100	170	141	7	5	10.5	180	121	7	5	10.0	170	98	6	6	9.0	170	65	7	4	8.0	130	61	1	4	5.5	70	45	2	4	6.0	9.0	25	2	4	2.0	3.5
23	162	6	5	105	170	141	5	5	10.0	165	122	6	8	10.0	180	98	6	7	10.0	180	67	4	4	6.5	110	59	3	6	5.5	90	43	2	6	5.0	7.5	23	2	2	1.5	2.5

F_{am} = median value of effective antenna noise in db above ktb
 D_g = ratio of upper decile to median in db
 V_{dm} = ratio of median to lower decile in db
 V_{dm} = median deviation of average voltage in db below mean power
 L_{dm} = median deviation of average logarithm in db below mean power

MONTH-HOUR VALUES OF RADIO NOISE

Station Warrensburg, Mo. Lat. 38.7N Long. 93.8W Month December 19 63

Line	Frequency (Mc)											
	013				160				495			
	F _{am}	D _l	V _{dm}	L _{dm}	F _{am}	D _l	V _{dm}	L _{dm}	F _{am}	D _l	V _{dm}	L _{dm}
00	153	5	3		103	8	6		85	6	6	
01	153	5	3		102	9	7		83	10	4	
02	154	2	4		103	8	8		85	6	10	
03	154	2	4		100	7	9		83	6	12	
04	154	4	4		99	6	6		80	7	7	
05	154	2	4		95	8	8		75	12	4	
06	154	2	4		93	8	4		75			
07	152	2	2		85				69			
08	152	0	4		87				89			
09	150				87				74			
10	149				87				69			
11	152	2	8		87				69			
12	152	2	6		87				70			
13	150				88				71			
14	150	4	6		91				72			
15	150	4	6		89				75			
16	150	2	9		87				71			
17	149	3	7		90				71			
18	149	5	5		95	10	6		77	8	8	
19	150	6	4		97	12	8		79	12	6	
20	152	4	8		98	11	7		83	12	6	
21	152	4	6		103	10	12		87	10	10	
22	152	4	4		103	4	10		86	7	5	
23	153	5	5		103	8	6		85	8	4	

F_{am} = median value of effective antenna noise in db above k1b
 D_l = ratio of upper decile to median in db
 D_l = ratio of median to lower decile in db
 V_{dm} = median deviation of average voltage in db below mean power
 L_{dm} = median deviation of average logarithm in db below mean power

Time	Frequency (Mc)											
	.013				.160				.495			
	F _{om}	D _f	V _{dm}	L _{dm}	F _{om}	D _f	V _{dm}	L _{dm}	F _{om}	D _f	V _{dm}	L _{dm}
00	148	6	4		96	20	7		80	19	6	
01	148	6	4		94	20	5		80	16	7	
02	148	5	2		96	18	8		80	12	7	
03	150	4	4		91	21	3		80	11	9	
04	149	4	3		95	14	9		*81			
05	148	4	3		93	15	7		*78			
06	148	5	3		89	17	4		*76			
07	148	2	3		*86				*73			
08	146	2	4		*91							
09	*142				*93							
10	140	7	2		*103				*85			
11	142	14	3		*102				*72			
12	142	14	3		*107				*78			
13	142	10	3		*105				*88			
14	142	8	2		*87				*79			
15	142	8	3		*92				*78			
16	140	10	2		*89				*74			
17	142	6	4		*91				*76			
18	142	10	2		91	22	6		74	20	4	
19	142	11	2		92	22	7		76	23	5	
20	144	11	4		93	21	8		78	17	6	
21	144	10	4		97	20	12		80	23	6	
22	146	10	5		95	22	10		80	22	8	
23	146	8	4		97	23	9		78	22	6	

F_{om} = median value of effective antenna noise in db above ktb
 D_f = ratio of upper decile to median in db
 V_{dm} = ratio of median to lower decile in db
 L_{dm} = median deviation of average voltage in db below mean power
 L_{dm} = median deviation of average logarithm in db below mean power

MONTH-HOUR VALUES OF RADIO NOISE

Station Warrensburg, Mo. Lat. 38.7 N Long. 93.8 W Month February 19 64

Hour (LST)	Frequency (Mc)											
	.013				.160				.495			
	F _{am}	D _f	V _{dm}	L _{dm}	F _{am}	D _f	V _{dm}	L _{dm}	F _{am}	D _f	V _{dm}	L _{dm}
00	146	3	2		97	14	5		80	16	9	
01	146	3	2		97	12	6		80	15	7	
02	146	4	0		97	12	6		82	12	9	
03	148	2	2		95	13	8		82	10	10	
04	148	4	2		95	9	9		76	17	4	
05	148	3	2		89	18	4		76	18	6	
06	147	4	3		87	10	2		*	71		
07	148	2	2		*89							
08	144	2	2		*88							
09	142	3	3		*87							
10	142	4	4		*87							
11	142	4	2		*85				*70			
12	144	4	4		*86							
13	146	2	6		*87				*78			
14	146	2	4		*87				*70			
15	146	2	6		87							
16	144	2	5		*87							
17	142	4	5		89	6	2		*76			
18	144	3	5		91	10	6		72	14	2	
19	144	2	4		92	12	4		76	11	4	
20	144	4	5		93	12	6		78	14	4	
21	144	4	3		95	10	9		80	12	5	
22	144	2	2		97	5	6		80	8	6	
23	146	2	4		97	11	7		82	14	7	

F_{am} = median value of effective antenna noise in db above k1b
 D_f = ratio of upper decile to median in db
 V_{dm} = ratio of median to lower decile in db
 L_{dm} = median deviation of average logarithm in db below mean power

SEASONAL TIME-BLOCK VALUES OF RADIO NOISE

Station Balboa, Canal Zone Lat. 9.0 N Long. 79.5 W Season Winter (Dec Jan Feb) 1963-64

Frequency (Mc)	TIME BLOCKS (LST)																													
	0000-0400				0400-0800				0800-1200				1200-1600				1600-2000				2000-2400									
	F _{am}	D _u	D _l	V _d m	L _d m	F _{am}	D _u	D _l	V _d m	L _d m	F _{am}	D _u	D _l	V _d m	L _d m	F _{am}	D _u	D _l	V _d m	L _d m	F _{am}	D _u	D _l	V _d m	L _d m	F _{am}	D _u	D _l	V _d m	L _d m
.013	150	6	4	120	175	150	8	2	110	165	148	6	4	110	155	154	6	4	110	155	152	4	6	120	170	148	6	5	125	175
.051	126	10	8	110	165	124	12	8	115	170	116	16	13	120	175	122	8	8	110	160	122	10	8	110	165	126	8	8	100	150
.160	108	10	8	100	160	102	14	20	115	190	84	28	12	90	155	90	18	8	95	145	100	12	12	95	150	108	8	8	90	150
.495	92	8	6	85	145	82	14	10	70	125	74	18	2	50	85	76	12	4	70	100	88	8	14	75	110	92	6	6	75	125
2.5	61	8	8	65	105	59	10	14	70	110	62	10	4	40	60	62	4	4	40	55	72	12	10	55	80	59	8	6	55	90
5	55	6	12	45	75	53	10	10	50	85	43	8	12	50	85	41	6	8	55	85	57	12	8	55	85	59	10	8	40	70
10	41	12	4	35	55	41	10	4	35	60	41	10	6	40	65	41	8	6	45	65	47	8	6	40	65	41	8	4	35	55
20	23	4	2	25	30	25	6	4	25	35	27	4	6	25	40	27	4	6	35	50	25	4	4	25	40	23	4	4	20	30

F_{am} = median value of effective antenna noise in db above ktb

D_u = ratio of upper decile to median in db

D_l = ratio of median to lower decile in db

V_dm = median deviation of average voltage in db below mean power

L_dm = median deviation of average logarithm in db below mean power

SEASONAL TIME-BLOCK VALUES OF RADIO NOISE

Station Bill, Wyoming Lat. 43.2 N Long. 105.2 W Season Winter (Dec Jan Feb) 1963-64

Frequency (Mc)	TIME BLOCKS (LST)																								
	0000-0400			0400-0800			0800-1200			1200-1600			1600-2000			2000-2400									
	F _{am}	D _u	D _l	V _{dm}	L _{dm}	F _{om}	D _u	D _l	V _{dm}	L _{dm}	F _{am}	D _u	D _l	V _{dm}	L _{dm}	F _{om}	D _u	D _l	V _{dm}	L _{dm}					
.013	150	4	2	10.5	16.5	150	4	2	11.5	17.5	146	4	4	110	160	144	4	4	120	170	148	6	4	115	170
.051	128	4	4	2.5	5.0	128	4	8	2.0	4.5	117	5	7	2.0	5.0	122	6	8	2.0	5.0	128	2	5	2.5	5.0
.160	92	8	8	8.5	14.5	82	12	12	8.0	12.0	70	14	6	1.5	3.0	72	12	8	1.5	3.0	92	10	10	7.5	13.0
.495	76	8	10	6.5	11.0	62	14	10	4.5	7.5	52	6	2	2.0	3.5	52	6	2	2.0	3.5	76	8	8	6.0	10.5
2.5	49	8	4	3.0	5.5	47	6	6	2.5	4.5	23	8	4	1.5	3.0	21	4	2	1.5	3.0	43	8	16	2.0	4.0
5	48	5	4	3.0	6.0	46	6	4	3.0	5.5	28	10	8	1.5	3.0	26	6	9	1.5	3.0	48	4	8	2.0	4.5
10	35	14	4	1.5	3.5	35	8	4	1.5	3.5	33	4	4	1.5	3.5	35	12	6	1.5	4.0	38	13	7	1.5	4.0
20	24	2	0	0.5	2.0	26	0	2	1.0	2.5	26	0	2	1.0	2.5	24	2	0	1.0	2.5	24	0	0	1.0	2.5

F_{am} = median value of effective antenna noise in db above ktb

D_u = ratio of upper decile to median in db

D_l = ratio of median to lower decile in db

V_{dm} = median deviation of average voltage in db below mean power

L_{dm} = median deviation of average logarithm in db below mean power

SEASONAL TIME-BLOCK VALUES OF RADIO NOISE

Station Boulder, Colorado Lat. 40.1 N Long. 105.1 W Season Winter (Dec. Jan Feb) 1963-64

TIME BLOCKS (LST)

Frequency (Mc)	0000-0400				0400-0800				0800-1200				1200-1600				1600-2000				2000-2400			
	F _{am}	D _u	D _l	V _{dm} L _{dm}	F _{am}	D _u	D _l	V _{dm} L _{dm}	F _{am}	D _u	D _l	V _{dm} L _{dm}	F _{am}	D _u	D _l	V _{dm} L _{dm}	F _{am}	D _u	D _l	V _{dm} L _{dm}	F _{am}	D _u	D _l	V _{dm} L _{dm}
.013	152	2	4	12.0 18.5	152	2	4	13.0 18.5	146	4	6	12.5 18.0	146	4	6	14.5 20.0	148	6	4	14.0 20.0	148	6	4	14.0 20.0
.051	129	4	8	4.0 6.5	125	6	6	4.0 6.0	117	6	8	3.5 6.0	117	6	6	3.5 6.0	121	6	6	3.5 6.0	125	6	6	4.0 7.0
.160	95	10	10	8.0 12.5	85	10	6	5.0 8.0	81	6	4	3.0 5.5	81	4	4	3.0 5.0	87	14	6	6.0 9.0	95	10	8	8.0 12.0
.495	79	8	8	7.0 11.0	67	8	4	4.0 6.0	67	4	4	2.5 4.0	67	4	4	2.5 4.5	71	12	6	4.0 6.5	79	10	6	5.5 9.5
2.5	52	5	6	5.0 7.5	50	4	4	5.0 7.0	44	4	4	4.0 6.0	44	6	4	3.5 5.0	48	6	4	4.0 6.0	52	6	4	5.5 8.0
5	53	6	8	5.0 8.0	49	6	6	5.5 8.5	37	4	4	3.5 5.0	37	4	6	3.5 5.5	51	6	9	5.0 8.0	51	6	7	5.5 8.5
10	38	12	6	3.5 5.5	38	6	6	4.0 6.0	36	4	4	4.0 6.5	41	5	7	4.0 6.5	40	10	8	4.0 6.0	36	12	6	3.5 6.0
20	18	2	2	2.5 4.0	18	4	2	3.0 4.0	20	2	3	3.0 4.0	19	3	2	3.0 4.5	18	2	2	2.5 4.0	17	3	1	2.5 4.0

F_{am} = median value of effective antenna noise in db above ktb

D_u = ratio of upper decile to median in db

D_l = ratio of median to lower decile in db

V_{dm} = median deviation of average voltage in db below mean power

L_{dm} = median deviation of average logarithm in db below mean power

SEASONAL TIME-BLOCK VALUES OF RADIO NOISE

Station Cook, Australia Lat. 30.6 S Long. 130.4 E Season Summer (Dec Jan Feb) 1963-64

Frequency (Mc)	TIME BLOCKS (LST)																														
	0000-0400			0400-0800			0800-1200			1200-1600			1600-2000			2000-2400															
	F _{am}	D _u	D _l	V _{dm}	L _{dm}	F _{am}	D _u	D _l	V _{dm}	L _{dm}	F _{am}	D _u	D _l	V _{dm}	L _{dm}	F _{am}	D _u	D _l	V _{dm}	L _{dm}											
.013	159	4	4	16.5	15.7	4	4	4	11.5	18.5	15.5	4	6	14.0	21.5	15.9	4	8	11.5	18.5	15.9	6	4	8.5	14.5	15.9	6	4	11.0	17.5	
.051	133	6	4	10.5	12.9	6	1.2	1.2	11.5	19.0	12.1	8	10	14.5	22.5	12.9	6	10	9.5	16.5	16.5	12.1	4	6	7.5	13.0	13.5	4	6	9.0	16.0
.160	110	7	4	9.5	9.4	18	2.0	2.0	12.5	20.5	8.4	16	14	13.0	20.0	9.6	13	12	8.0	14.5	14.5	10.4	10	10	7.0	12.5	11.4	4	8	8.0	15.0
.495	92	6	8	9.0	5.8	32	16	16	8.5	15.0	4.6	24	4	7.0	11.0	5.2	26	10	6.5	10.5	10.5	7.4	18	24	6.0	11.5	9.4	6	8	7.0	14.0
2.5	64	6	6	6.5	5.4	12	24	24	7.5	13.0	2.0	14	2	5.5	8.0	2.0	17	2	6.0	8.5	8.5	3.8	26	12	5.0	8.5	6.6	6	6	6.0	11.0
5	57	4	4	5.5	5.1	8	18	18	6.0	10.0	2.3	14	6	7.0	10.0	2.7	10	10	5.5	9.0	9.0	4.9	12	12	5.0	9.0	5.9	4	6	5.5	10.0
10	41	6	6	5.0	3.7	6	4	4	4.0	6.0	2.9	6	4	4.0	6.5	3.3	8	6	4.5	7.0	7.0	4.5	6	6	4.5	8.0	4.5	4	5.0	9.0	
20	22	2	0	3.0	2.2	2	0	0	2.5	3.5	2.2	2	0	2.5	4.0	2.6	6	4	3.0	5.0	5.0	2.6	6	4	3.0	5.0	2.2	2	0	3.0	4.0

F_{am} = median value of effective antenna noise in db above ktb

D_u = ratio of upper decile to median in db

D_l = ratio of median to lower decile in db

V_{dm} = median deviation of average voltage in db below mean power

L_{dm} = median deviation of average logarithm in db below mean power

SEASONAL TIME-BLOCK VALUES OF RADIO NOISE

Station USNS Eitanin Lat. 7.0-8.0 S Long. 97.5-112.5 W Season Summer (*** Jan ***) 1963-64

Frequency (Mc)	TIME BLOCKS (LST)																								
	0000-0400			0400-0800			0800-1200			1200-1600			1600-2000			2000-2400									
	F _{am}	D _u	D _ℓ	V _{dm}	L _{dm}	F _{am}	D _u	D _ℓ	V _{dm}	L _{dm}	F _{am}	D _u	D _ℓ	V _{dm}	L _{dm}	F _{am}	D _u	D _ℓ	V _{dm}	L _{dm}					
.013	147	2	4			147	2	4			145	2	2			143	2	2			143	3	3		
.051	107	4	6			103	6	2			105	5	4			107	10	6			108	4	3		
.160	71	12	7			75	16	12			72	13	8			79	11	13			78	7	9		
.495	64	13	15			64	26	10			67	23	9			71	18	8			64	17	4		
2.5	37	12	8	5.0	9.0	27	6	4	4.0	6.0	35	9	10	2.0	4.0	35	6	10	3.5	5.5	46	10	3	4.5	7.0
5	43	6	4	5.0	8.5	33	6	4	5.5	7.5	31	4	2	5.5	7.5	35	10	6	5.0	7.5	46	5	3	4.5	8.0
10	32	4	2	4.0	6.0	30	2	4	2.5	4.0	28	6	2	1.5	2.5	32	5	3	3.5	6.0	34	4	3	4.0	6.0
20	35	0	4	3.0	5.5	35	2	2	3.0	6.0	35	2	2	3.0	6.0	35	1	2	3.0	5.5	35	2	2	3.0	5.5

F_{am} = median value of effective antenna noise in db above k1b
 D_u = ratio of upper decile to median in db
 D_ℓ = ratio of median to lower decile in db
 V_{dm} = median deviation of average voltage in db below mean power
 L_{dm} = median deviation of average logarithm in db below mean power

* * * No December or February data

SEASONAL TIME-BLOCK VALUES OF RADIO NOISE

Station USNS Eitanin Lat. 60-70 S Long. 112.5-117.5 W Season Summer (*** Jan ***) 1963-64

Frequency (Mc)	TIME BLOCKS (LST)																	
	0000-0400			0400-0800			0800-1200			1200-1600			1600-2000			2000-2400		
	F _{am}	D _ℓ	V _{dm} L _{dm}	F _{am}	D _ℓ	V _{dm} L _{dm}	F _{am}	D _ℓ	V _{dm} L _{dm}	F _{am}	D _ℓ	V _{dm} L _{dm}	F _{am}	D _ℓ	V _{dm} L _{dm}	F _{am}	D _ℓ	V _{dm} L _{dm}
.013	149	4	12.0 18.0	149	2	11.5 17.0	147	4	8.5 13.0	147	4	2 8.0 12.0	147	2	4 10.0 15.0	147	2	4 12.0 17.5
.051	111	6	10.5 16.0	105	4	8.5 13.0	105	6	4.5 7.5	105	6	6 5.0 8.0	107	6	6 6.5 10.0	111	6	6 7.5 12.5
.160	81	8	10 11.0 17.0	75	22	10 3.0 6.0	83	14	18 2.0 3.0	87	11	22 1.5 2.5	83	12	18 2.0 3.5	85	10	12 5.5 10.0
.495	64	31	12 2.0 4.0	66	32	17 2.5 5.5	80	20	2.0 4.0	76	22	18 1.5 3.0	76	20	2.5 6.5	68	24	6 2.5 4.5
2.5	45	8	10 5.5 10.0	29	6	3.5 5.5	37	2	2.0 4.0	37	4	8 1.5 3.0	37	8	8.5 5.0	53	4	12 4.0 7.5
5	49	7	4 5.5 9.0	31	10	6 5.0 7.5	31	9	6 3.0 5.5	31	8	8 4.5 6.5	39	10	4.0 7.5	55	2	12 4.0 8.0
10	36	4	4 3.5 6.0	29	4	1 1.5 3.0	28	3	1 1.5 2.5	28	4	2 1.0 3.0	36	4	3.0 6.0	40	3	6 3.0 6.0
20	29	8	2 2.0 3.5	31	4	2 1.5 3.5	31	6	2 2.0 4.0	31	4	2 2.5 4.0	33	4	2.0 3.5	31	6	2 2.0 4.0

F_{am} = median value of effective antenna noise in db above ktb

D_ℓ = ratio of upper decile to median in db

D_ℓ = ratio of median to lower decile in db

V_{dm} = median deviation of average voltage in db below mean power

L_{dm} = median deviation of average logarithm in db below mean power

* * * No December or February data

SEASONAL TIME-BLOCK VALUES OF RADIO NOISE

Station USNS Eltanin Lat. 60-70 S Long. 82.5-97.5 W Season Summer (*** Jan Feb) 1963-64

Frequency (Mc)	TIME BLOCKS (LST)																	
	0000-0400			0400-0800			0800-1200			1200-1600			1600-2000			2000-2400		
	F _{am}	D _u	V _{dm} L _{dm}	F _{am}	D _l	V _{dm} L _{dm}	F _{am}	D _u	D _l	V _{dm} L _{dm}	F _{am}	D _u	D _l	V _{dm} L _{dm}	F _{am}	D _u	D _l	V _{dm} L _{dm}
.013	150	2	7 10.0 15.5	148	4	3 10.5 16.0	148	2	2 9.0 14.0	150	6	4 8.0 12.5	146	7	2 9.0 14.0	147	9	6 9.5 14.5
.051	114	13	6 6.5 11.5	104	6	4 9.5 13.5	108	6	6 7.5 11.5	110	8	6 6.0 9.5	110	7	8 7.0 10.5	116	16	9 6.5 11.0
.160	86	18	11 7.5 12.0	68	16	4 5.5 9.0	72	14	6 5.0 7.5	70	31	4 6.0 8.5	82	12	14 5.0 7.5	88	15	12 4.5 8.5
.495-	68	19	7 3.0 5.5	64	4	2 2.0 3.0	66	15	2 3.0 6.0	67	20	14 2.5 4.5	70	19	11 2.5 4.5	76	9	11 2.5 5.0
2.5	56	14	12	28	11	4	38	2	12	38	12	13	40	10	11	58	6	11
5	55	6	6	39	10	12	29	2	2	29	4	2	37	13	8	55	6	6
10	36	6	4	30	6	4	28	2	2	28	2	2	32	9	3	36	4	6
20	34	2	6	36	2	7	36	4	8	36	4	8	36	4	5	36	2	6

F_{am} = median value of effective antenna noise in db above ktb

D_u = ratio of upper decile to median in db

D_l = ratio of median to lower decile in db

V_{dm} = median deviation of average voltage in db below mean power

L_{dm} = median deviation of average logarithm in db below mean power

* * * No December data

SEASONAL TIME-BLOCK VALUES OF RADIO NOISE

Station USNS Eitanin Lat. 50-60 S Long. 97.5-112.5 W Season Summer (Dec *** *** ***) 19 63-64

Frequency (Mc)	TIME BLOCKS (LST)																										
	0000-0400			0400-0800			0800-1200			1200-1600			1600-2000			2000-2400											
	F _{am}	D _u	D _l	V _{dm}	L _{dm}	F _{am}	D _u	D _l	V _{dm}	L _{dm}	F _{am}	D _u	D _l	V _{dm}	L _{dm}	F _{am}	D _u	D _l	V _{dm}	L _{dm}							
.013	149	6	17	11.0	16.5	141	9	13	10.5	16.5	151	2	9	10.0	16.0	152	9.5	14.5	149	12.5	19.5	149			9.5	14.5	
.051	117	9	12	8.5	12.5	99	8	7	11.0	16.0	109			8.0	13.0	111	8.5	14.0	108	10.5	16.5	116			7.5	12.0	
.160	91	7	19	10.0	15.5	66			6.0	9.0	68			6.5	11.0	73	9.0	12.0	76	3.5	5.5	92			8.0	14.0	
.495	66	7	18	8.5	10.0	57			3.5	9.0	58			2.5	5.0	71	3.0	6.0	75	3.5	7.0	73			4.5	7.5	
.25	59	2	6			29	7	6			31					28			27			54					
.5	53	3	3			36	12	12			27					28			40			55					
10	38	4	2			31	5	2			29					27			39			41					
20	27	10	2			27	0	2			25					27			27			27					

F_{am} = median value of effective antenna noise in db above ktb

D_u = ratio of upper decile to median in db

D_l = ratio of median to lower decile in db

V_{dm} = median deviation of average voltage in db below mean power

L_{dm} = median deviation of average logarithm in db below mean power

* * * No January or February data

SEASONAL TIME-BLOCK VALUES OF RADIO NOISE

Station USNS EItanin Lat. 50-60 S Long. 67.5-82.5 W Season Summer *** Feb. 19 63-64

Frequency (Mc)	TIME BLOCKS (LST)																													
	0000-0400			0400-0800			0800-1200			1200-1600			1600-2000			2000-2400														
	F _{am}	D _u	D _l	V _{dm}	L _{dm}	F _{am}	D _u	D _l	V _{dm}	L _{dm}	F _{am}	D _u	D _l	V _{dm}	L _{dm}	F _{am}	D _u	D _l	V _{dm}	L _{dm}										
.013	152	4	5			152	4	10			155	3	7			154	4	6			150	6	6							
.051	132	0	12			114	8	17			120	6	8			116	8	8			126	7	11							
.160	106	4	17			80	8	10			88	16	18			86	10	14			100	10	18							
.495	87	5	20			63	23	7			72	28	15			67	14	17			82	10	15							
2.5	68	6	17	6.5	12.0	40	21	12	5.0	9.5	38	2	8	1.5	3.0	40	18	14	1.0	2.5	48	13	9	3.0	6.0	64	6	12	6.0	10.0
5	61	2	6	3.5	7.5	45	14	11	5.5	9.0	29	6	2	4.0	6.0	34	9	3	4.0	7.0	48	9	11	4.0	7.0	59	5	7	3.5	6.0
10	39	4	3	3.0	6.0	37	5	6	3.0	5.5	29	5	2	2.5	4.0	36	3	7	2.5	4.0	39	4	6	3.0	5.0	39	5	2	3.0	5.5
20	36	2	10	2.5	5.0	32	4	4	2.0	4.0	32	6	5	2.0	4.0	32	4	2	2.0	4.5	33	3	7	2.0	4.5	32	6	6	3.0	5.0

F_{am} = median value of effective antenna noise in db above kitb

D_u = ratio of upper decile to median in db

D_l = ratio of median to lower decile in db

V_{dm} = median deviation of average voltage in db below mean power

L_{dm} = median deviation of average logarithm in db below mean power

* * * * No December or January data

SEASONAL TIME-BLOCK VALUES OF RADIO NOISE

Station USNS Eitanin Lat. 50-60 S Long. 52.5-67.5 W Season Summer (*** Feb) 1963-64

Frequency (Mc)	TIME BLOCKS (LST)																		
	0000-0400			0400-0800			0800-1200			1200-1600			1600-2000			2000-2400			
	F _{am}	D _u	V _{dm} L _{dm}	F _{am}	D _u	V _{dm} L _{dm}	F _{am}	D _u	V _{dm} L _{dm}	F _{am}	D _u	V _{dm} L _{dm}	F _{am}	D _u	V _{dm} L _{dm}	F _{am}	D _u	V _{dm} L _{dm}	
.013	148	12	12.0 18.0	151	3	12.5 18.0	146	6	12.0 16.0	153	5	8	10.0 15.5	154	3	9.5 15.0	152	5	10.5 16.0
.051	127	11	10.5 16.5	119	14	11.0 17.5	113	3	17	10.5 15.5	117	9	8	10.5 17.0	119	5	15	10	8.5 14.0
.160	105	13	9.0 15.5	86	14	11.0 18.0	80	10	16	11.0 15.5	82	12	17	10.0 15.0	89	7	11	10	8.5 14.5
.495	89	15	8.0 15.0	66	32	4.0 5.0	58	12	10	6.0 9.0	64	8	10	4.0 6.5	64	22	8	11	6.5 12.0
2.5	67	15		50	22	17	38	4	4		38	22	13	44	12		68	6	
5	63	8		54	13	16	31	10	4		34	13	7	51	9	13	62	5	
10	43	8		38	5	5	33	6	4		31	11	2	45	6	12	45	6	
20	30	0		28	2	0	30	0	2		28	3	0	31	3	3	30	4	

F_{am} = median value of effective antenna noise in db above ktb

D_u = ratio of upper decile to median in db

D_l = ratio of median to lower decile in db

V_{dm} = median deviation of average voltage in db below mean power

L_{dm} = median deviation of average logarithm in db below mean power

*** No December or January data

SEASONAL TIME-BLOCK VALUES OF RADIO NOISE

Station USNS Eltanin Lat. 50-60 S Long. 112.5-127.5 W Season Summer (Dec Jan ***) 1963-64

Frequency (Mc)	TIME BLOCKS (LST)																			
	0000-0400			0400-0800			0800-1200			1200-1600			1600-2000			2000-2400				
	F _{am}	D _u	D _l	V _{dm}	L _{dm}	F _{am}	D _u	D _l	V _{dm}	L _{dm}	F _{am}	D _u	D _l	V _{dm}	L _{dm}	F _{am}	D _u	D _l	V _{dm}	L _{dm}
.013	152	3	6			150	2	2			147	3	3			149	3	3		
.051	106	6	5			106	4	6			108	4	7			118	4	6		
.160	71	6	12			82	18	18			81	17	14			94	5	5		
.495	66	70	20			76	22	19			80	18	30			78	20	13		
.25	27	4	9	6.0	10.0	31	6	8	1.5	3.0	31	11	6	2.5	4.5	33	13	4	3.0	5.0
.5	33	6	5	6.0	8.0	31	2	6	5.0	7.5	29	4	2	6.0	8.0	44	9	11	3.5	6.0
1.0	30	4	9	3.0	5.5	28	0	2	1.0	2.5	28	2	0	1.5	3.5	36	10	6	3.0	5.0
2.0	28	2	2	1.5	3.0	28	0	0	1.0	2.5	28	2	0	1.5	2.5	29	12	3	2.0	3.0

F_{am} = median value of effective antenna noise in db above ktb

D_u = ratio of upper decile to median in db

D_l = ratio of median to lower decile in db

V_{dm} = median deviation of average voltage in db below mean power

L_{dm} = median deviation of average logarithm in db below mean power

* * * * * No February data

SEASONAL TIME-BLOCK VALUES OF RADIO NOISE

Station USNS Eltanin Lat. 40-50 S Long. 97.5-112.5 W Season Summer (Dec) *** (***) 1963-64

Frequency (Mc)	TIME BLOCKS (LST)																		
	0000-0400			0400-0800			0800-1200			1200-1600			1600-2000			2000-2400			
	F _{am}	D _u	L _{dm}	F _{am}	D _u	L _{dm}	F _{am}	D _u	L _{dm}	F _{am}	D _u	L _{dm}	F _{am}	D _u	L _{dm}	F _{am}	D _u	L _{dm}	
.013	149	13.0	20.0	15.0	11.0	17.5	15.3	12.0	19.0	15.5	9.5	15.5	15.2	11.5	18.0	15.1		13.0	19.5
.051	119	8.5	44.0	109	11.0	18.5	11.5	9.5	16.0	11.0	6.0	11.0	11.2	7.5	12.5	12.6		8.0	13.0
.160	89	9.5	16.0	68	5.5	9.5	68			7.9	6.0	11.0	7.9	4.0	6.5	10.0		7.5	15.0
.495	63	15.0	21.0	49	1.5	2.5	66			6.9	3.0	6.0	7.7	2.5	5.5	7.2		4.5	8.5
2.5	61			40			29			2.5			4.0			6.1			
5	56			33			2.5			2.9			4.4			6.0			
10	41			3.2			2.7			3.2			4.3			4.4			
20	2.7			2.9			2.7			2.7			2.7			2.7			

F_{am} = median value of effective antenna noise in db above ktb

D_u = ratio of upper decile to median in db

D_l = ratio of median to lower decile in db

V_{dm} = median deviation of average voltage in db below mean power

L_{dm} = median deviation of average logarithm in db below mean power

* * * No January or February data

SEASONAL TIME-BLOCK VALUES OF RADIO NOISE

Station USNS Eltanin Lat. 40-50 S Long. 82.5-97.5 W Season Summer (Dec) *** 1963-64 ***

Frequency (Mc)	TIME BLOCKS (LST)																													
	0000-0400			0400-0800			0800-1200			1200-1600			1600-2000			2000-2400														
	F _{am}	D _u	D _ℓ	V _{dm}	L _{dm}	F _{am}	D _u	D _ℓ	V _{dm}	L _{dm}	F _{am}	D _u	D _ℓ	V _{dm}	L _{dm}	F _{am}	D _u	D _ℓ	V _{dm}	L _{dm}										
.013	148	9	5	14.0	21.0	145	12	6	12.5	19.5	141					150	5	3	12.5	19.0	145	1	5	12.0	18.0	143	6	6	11.0	18.0
.051	118	7	7	6.0	8.0	105	10	10	12.0	18.0	105					109	4	3	11.5	19.0	103	7	5	15.0	22.0	117	7	6	7.0	11.0
.160	86	10	16	12.0	19.5	76			9.0	14.0	68					70	5	8	7.5	11.0	69	22	5	5.0	9.5	90	13	9	8.0	15.0
.495	67	12	16	7.0	11.0	59			3.5	6.5	59					55	10	4	4.0	7.0	65	11	17			67	11	4	8.5	15.5
.25	55	11	8			36	15	15			31					30	12	6			35	11	8			53	6	2		
.5	51	6	4			37	12	10			29					29	2	8			37	17	9			57	2	5		
1.0	37	8	2			33	6	4			29					28	4	3			39	7	9			41	7	5		
2.0	26	1	3			27	0	4			27					27	3	4			25	5	4			29	5	4		

F_{am} = median value of effective antenna noise in db above ktb

D_u = ratio of upper decile to median in db

D_ℓ = ratio of median to lower decile in db

V_{dm} = median deviation of average voltage in db below mean power

L_{dm} = median deviation of average logarithm in db below mean power

*** No January or February data

SEASONAL TIME-BLOCK VALUES OF RADIO NOISE

Station USNS Eitanin Lat. 40-50 S Long. 67.5-82.5 W Season Summer (Dec *** Feb) | 1963-64

Frequency (Mc)	TIME BLOCKS (LST)																																			
	0000-0400			0400-0800			0800-1200			1200-1600			1600-2000			2000-2400																				
	F _{am}	D _u	D _l	F _{am}	D _u	D _l	F _{am}	D _u	D _l	F _{am}	D _u	D _l	F _{am}	D _u	D _l	F _{am}	D _u	D _l																		
.013	153	5	3	153	5	3	152	6	2	158	6	2	154	5	5	153	5	9																		
.051	128	8	6	116	10	10	115	11	4	120	9	2	117	7	7	127	8	6																		
.160	108	7	9	64	8	17	89	16	14	91	19	18	87	14	8	105	10	7																		
.495	88	6	10	81	5	18	80	18	34	89	9	35	86	5	13	88	4	4																		
2.5	69	9	5	50	100	44	44	18	10	50	90	4	38	2	4	20	40	5	35	18	15	35	55	3.5	66	9	2	40	40	7.5						
5	56	7	3	45	80	46	46	11	11	40	80	3	30	5	3	55	85	33	33	3	6	65	90	4.5	46	10	10	45	70	58	7	5	30	65	6.5	6.5
10	38	6	4	40	70	36	36	4	6	35	60	2	28	4	2	40	40	4	4	4	4	25	45	4.0	36	4	4	40	6.5	37	10	2	40	6.5	4.0	6.5
20	26	2	1	20	35	28	28	0	3	15	25	1	28	3	1	15	30	4	4	4	1	20	35	2.0	29	2	2	20	35	29	2	3	30	4.5	3.0	4.5

F_{am} = median value of effective antenna noise in db above ktb

D_u = ratio of upper decile to median in db

D_l = ratio of median to lower decile in db

V_{dm} = median deviation of average voltage in db below mean power

L_{dm} = median deviation of average logarithm in db below mean power

* * * No January data

SEASONAL TIME-BLOCK VALUES OF RADIO NOISE

Station USNS Eltanin Lat. 30-40 S Long. 67.5-82.5 W Season Summer (Dec *** Feb) 1963-64

Frequency (Mc)	TIME BLOCKS (LST)																	
	0000-0400			0400-0800			0800-1200			1200-1600			1600-2000			2000-2400		
	F _{am}	D _u	D _l	F _{am}	D _u	D _l	F _{am}	D _u	D _l	F _{am}	D _u	D _l	F _{am}	D _u	D _l	F _{am}	D _u	D _l
.013	148	8	17	148	6	16	148	4	4	156	7	4	152	7	5	148	4	20
.051	120	10	12	109	11	15	112	7	10	120	12	6	117	13	13	122	8	14
.160	97	10	12	75	10	10	74	13	11	81	14	10	91	8	16	99	8	14
.495	81	9	15	61	21	11	60	26	14	64	29	13	72	22	11	82	10	15
2.5	63	11	5	46	16	18	36	6	4	36	8	9	48	21	12	66	6	10
5	55	8	2	45	15	12	29	5	5	31	9	7	51	3	18	61	5	7
10	40	6	6	36	6	4	28	8	2	30	6	5	41	11	7	42	7	8
20	27	10	1	28	4	3	28	2	1	29	4	2	29	16	2	27	13	1

F_{am} = median value of effective antenna noise in db above k1b

D_u = ratio of upper decile to median in db

D_l = ratio of median to lower decile in db

V_{dm} = median deviation of average voltage in db below mean power

L_{dm} = median deviation of average logarithm in db below mean power

* * * No January data

SEASONAL TIME-BLOCK VALUES OF RADIO NOISE

Station Enköping, Sweden Lat. 59.5 N Long. 17.3 E Season Winter (Dec Jan Feb) 1963-64

Frequency (Mc)	TIME BLOCKS (LST)																													
	0000-0400				0400-0800				0800-1200				1200-1600				1600-2000				2000-2400									
	F _{am}	D _u	D _l	V _{dm}	L _{dm}	F _{om}	D _u	D _l	V _{dm}	L _{dm}	F _{am}	D _u	D _l	V _{dm}	L _{dm}	F _{om}	D _u	D _l	V _{dm}	L _{dm}	F _{am}	D _u	D _l	V _{dm}	L _{dm}	F _{om}	D _u	D _l	V _{dm}	L _{dm}
.013	149	4	4	11.0	17.0	149	4	4	12.5	19.0	143	4	6	9.0	14.0	145	4	4	8.5	13.5	149	2	4	9.5	14.5					
.051	113	6	4	9.0	15.0	111	6	6	11.0	14.5	93	14	6	9.5	13.5	107	8	16	9.5	14.5	113	6	6	8.5	14.0					
.160	96	6	6	5.0	9.0	98	8	10	5.5	10.0	10	6	10	5.0	9.0	92	8	6	4.5	8.0	98	6	6	5.0	9.0					
.495	77	14	8	4.0	6.5	67	16	8	4.0	6.5	61	8	8	4.5	7.5	71	16	10	3.5	5.5	75	14	8	3.5	6.0					
2.5	55	10	6	5.0	8.5	53	14	4	4.0	8.0	47	14	12	4.0	6.5	55	10	10	6.0	11.0	55	10	4	5.5	9.5					
5	50	4	4	3.5	6.0	46	4	4	4.0	6.0	36	10	8	4.5	7.0	36	8	8	3.5	5.5	46	6	4	3.0	5.5	48	4	4	3.5	6.0
10	30	4	2	2.0	4.0	30	4	2	2.0	3.0	34	4	2	3.0	4.5	36	6	4	2.5	4.0	34	6	4	2.5	4.0	30	4	2	2.5	3.5
20	18	0	2	1.5	3.0	18	2	2	1.5	3.0	20	2	2	2.0	3.5	18	2	2	1.5	3.0	18	2	4	1.5	3.0	18	0	2	1.5	2.5

F_{am} = median value of effective antenna noise in db above ktb
 D_u = ratio of upper decile to median in db
 D_l = ratio of median to lower decile in db
 V_{dm} = median deviation of average voltage in db below mean power
 L_{dm} = median deviation of average logarithm in db below mean power

SEASONAL TIME-BLOCK VALUES OF RADIO NOISE

Station Front Royal, Virginia Lat. 38.8 N Long. 78.2 W Season Winter (Dec Jan Feb) 1963-64

TIME BLOCKS (LST)

Frequency (Mc)	0000-0400			0400-0800			0800-1200			1200-1600			1600-2000			2000-2400							
	F _{am}	D _u	D _ℓ	V _{dm}	L _{dm}	F _{am}	D _u	D _ℓ	V _{dm}	L _{dm}	F _{am}	D _u	D _ℓ	V _{dm}	L _{dm}	F _{am}	D _u	D _ℓ	V _{dm}	L _{dm}			
.135	100	6	6			88	8	4			88	9	4			93	8	7			99	6	5
.500	77	8	7			54	4	3			56	6	4			63	9	7			76	7	6
2.5	59	7	7			38	7	6			36	7	4			51	8	11			58	9	5
5	51	5	6			38	6	19			32	6	4			48	8	7			52	5	6
10	36	2	2			38	6	1			38	3	3			40	4	3			36	3	1
20	25	2	2			27	1	2			25	3	1			25	3	2			24	3	1

F_{am} = median value of effective antenna noise in db above ktb

D_u = ratio of upper decile to median in db

D_ℓ = ratio of median to lower decile in db

V_{dm} = median deviation of average voltage in db below mean power

L_{dm} = median deviation of average logarithm in db below mean power

SEASONAL TIME-BLOCK VALUES OF RADIO NOISE

Station Kekaha, Hawaii Lat. 22.0 N Long. 159.7 W Season Winter (Dec Jan Feb) | 1963-64

Frequency (Mc)	TIME BLOCKS (LST)																					
	0000-0400			0400-0800			0800-1200			1200-1600			1600-2000			2000-2400						
	F _{am}	D _u	V _{dm} L _{dm}	F _{am}	D _u	V _{dm} L _{dm}	F _{am}	D _u	V _{dm} L _{dm}	F _{am}	D _u	V _{dm} L _{dm}	F _{am}	D _u	V _{dm} L _{dm}	F _{am}	D _u	V _{dm} L _{dm}				
.013	152	2	11.5 18.0	152	2	11.0 17.5	148	2	4 15.0 22.5	146	4	4 14.0 21.5	150	4	2 11.0 17.0							
.051	126	6	11.5 17.5	126	6	12.5 19.0	106	10	8 12.0 16.0	106	14	8 9.0 12.5	120	8	8 11.0 15.5							
* * .160	104	6	11.5 18.5	100	8	13.5 19.5	68	18	4 7.0 10.0	76	24	12 9.0 13.0	98	8	10 13.5 20.0							
.495	83	8	11.0 17.5	77	11	9.0 14.5	53	9	4 5.0 8.0	63	18	12 7.5 11.5	79	12	10 11.0 18.5							
2.5	58	6	7.5 12.0	58	6	7 8.0 12.5	34	10	6 4.0 6.0	42	12	12 5.0 7.0	54	8	6 7.5 11.5							
5	51	6	2	49	4	6 4.5 7.5	29	16	8 4.0 6.5	23	8	4 3.5 6.0	41	10	12 4.0 6.0	57	6	6 4.0 7.0				
10	32	5	4 2.5 4.5	31	4	3 2.5 4.0	29	6	8 5.0 7.5	25	7	6 4.0 6.0	33	5	4 4.0 6.0	34	4	4 3.0 5.0				
20	22	2	0 1.0 3.0	24	0	2 1.5 3.0	24	2	2 2.0 4.0	22	4	0 2.0 4.0	24	2	2 1.5 3.0	22	2	0 1.5 3.0				

F_{am} = median value of effective antenna noise in db above k1b

D_u = ratio of upper decile to median in db

D_l = ratio of median to lower decile in db

V_{dm} = median deviation of average voltage in db below mean power

L_{dm} = median deviation of average logarithm in db below mean power

* * No December or January data for log and voltage

SEASONAL TIME-BLOCK VALUES OF RADIO NOISE

Station New Delhi, India Lat. 28.8 N Long. 77.3 E Season Winter (Dec Jan Feb) 1963-64

Frequency (Mc)	TIME BLOCKS (LST)																		
	0000-0400			0400-0800			0800-1200			1200-1600			1600-2000			2000-2400			
	F _{am}	D _u	V _{dm} L _{dm}	F _{am}	D _u	V _{dm} L _{dm}	F _{am}	D _u	V _{dm} L _{dm}	F _{am}	D _u	V _{dm} L _{dm}	F _{am}	D _u	V _{dm} L _{dm}	F _{am}	D _u	V _{dm} L _{dm}	
.013	153	2	8.0 11.0	151	4	2	6.0 8.0	149	2	4	6.0 8.5	151	2	4	6.5 9.0	153	2	4	7.5 10.0
.051	128	4	8.5 12.0	124	6	6	3.5 6.5	118	4	6	4.5 6.5	120	10	6	6.0 9.0	128	4	6	7.0 10.0
.160	105	8	10.0 15.0	101	9	12	8.5 13.0	95	2	14	7.0 11.5	101	8	10	9.0 12.5	109	8	8	8.0 12.5
.495	83	9	8.0 11.0	75	14	6	4.5 6.5	69	5	4	3.0 4.5	69	8	4	4.0 5.5	77	14	8	6.0 7.0 10.0
2.5	57	8	6.0 8.5	53	12	8	5.0 7.5	43	10	6	3.0 4.5	43	10	5	3.0 4.5	51	14	10	4.5 6.5 7.5
5	54	6	5.0 7.5	50	6	6	4.5 6.5	36	12	6	4.5 6.5	36	14	8	4.0 6.5	50	8	8	5.5 7.5 8.0 10.0
10	33	5	3.5 5.0	32	7	4	3.0 4.5	32	6	4	3.5 5.0	30	8	4	4.0 6.0	36	10	4	5.0 6.5 7.0 8.0
20	26	0	2.0 3.5	26	2	2	2.0 3.0	26	3	4	2.0 3.5	26	4	4	3.0 4.0	24	4	2	2.5 3.5 4.0 5.0 6.0 7.5

F_{am} = median value of effective antenna noise in db above ktb

D_u = ratio of upper decile to median in db

D_l = ratio of median to lower decile in db

V_{dm} = median deviation of average voltage in db below mean power

L_{dm} = median deviation of average logarithm in db below mean power

SEASONAL TIME-BLOCK VALUES OF RADIO NOISE

Station Ohira, Japan Lat. 35.6 N Long. 140.5 E Season Winter (Dec Jan Feb) 1963-64

TIME BLOCKS (LST)

Frequency (Mc)	0000-0400				0400-0800				0800-1200				1200-1600				1600-2000				2000-2400				
	F _{am}	D _u	D _l	V _{dm} L _{dm}	F _{am}	D _u	D _l	V _{dm} L _{dm}	F _{am}	D _u	D _l	V _{dm} L _{dm}	F _{am}	D _u	D _l	V _{dm} L _{dm}	F _{am}	D _u	D _l	V _{dm} L _{dm}	F _{am}	D _u	D _l	V _{dm} L _{dm}	
.013	151	4	8	11.0 16.0	151	4	6	12.5 16.0	149	4	4	12.0 17.0	151	4	6	10.0 15.5	153	2	7	11.0 16.0					
.051	127	6	4	12.5 19.0	123	8	10	13.0 19.5	105	14	4	12.5 18.5	119	8	16	11.5 16.5	125	6	4	11.5 18.0					
.160	106	8	4	10.0 16.0	96	12	22	10.0 15.0	74	28	4	8.0 13.0	94	14	18	10.0 15.5	104	8	6	8.5 13.5					
.495	85	8	4	9.0 14.5	73	14	14	10.0 16.0	61	14	4	8.0 11.0	79	12	14	7.0 12.5	85	9	4	7.5 12.0					
2.5	57	10	4	7.0 11.0	53	12	8	6.5 11.0	43	2	4	7.5 11.0	51	10	8	7.0 10.0	57	8	4	6.5 10.5					
5	56	12	6	5.0 8.5	52	16	6	6.0 9.0	38	12	4	6.0 8.5	56	12	10	6.0 9.5	54	14	4	5.5 8.5					
10	33	5	4	2.5 4.0	33	8	4	3.0 4.5	35	8	4	4.0 6.0	38	5	5	3.5 6.0	33	6	4	3.0 4.5					
20	23	1	0	1.5 3.0	23	2	0	1.0 3.0	25	4	2	2.0 3.5	23	4	2	2.0 3.5	23	0	2	1.5 3.0					

F_{am} = median value of effective antenna noise in db above ktb

D_u = ratio of upper decile to median in db

D_l = ratio of median to lower decile in db

V_{dm} = median deviation of average voltage in db below mean power

L_{dm} = median deviation of average logarithm in db below mean power

SEASONAL TIME-BLOCK VALUES OF RADIO NOISE

Station Pretoria, So. Africa Lat. 25.8 S Long. 28.3 E Season Summer (Dec Jan Feb) 1963-64

Frequency (Mc)	TIME BLOCKS (LST)																	
	0000-0400			0400-0800			0800-1200			1200-1600			1600-2000			2000-2400		
	F _{am}	D _u	D _ℓ	F _{am}	D _u	D _ℓ	F _{am}	D _u	D _ℓ	F _{am}	D _u	D _ℓ	F _{am}	D _u	D _ℓ	F _{am}	D _u	D _ℓ
.013	156	8	11	152	9	11	157	9	10	160	9	9	162	9	11	159	12	12
.051	134	10	10	126	12	15	120	14	12	136	12	12	142	10	14	138	14	12
.160	113	12	10	99	18	20	91	20	14	115	14	28	123	12	24	119	14	14
.495	97	11	12	74	24	18	64	23	7	93	17	33	101	16	27	101	15	12
2.5	68	11	11	57	17	16	44	7	5	53	22	11	71	16	20	74	10	11
5	56	8	6	50	10	8	36	10	8	44	14	12	60	12	14	58	10	6
10	38	8	6	36	6	4	32	8	6	40	8	11	48	12	8	44	8	6
20	21	6	5	21	4	4	23	4	4	27	6	8	27	12	9	22	12	6

F_{am} = median value of effective antenna noise in db above ktb

D_u = ratio of upper decile to median in db

D_ℓ = ratio of median to lower decile in db

V_{dm} = median deviation of average voltage in db below mean power

L_{dm} = median deviation of average logarithm in db below mean power

SEASONAL TIME-BLOCK VALUES OF RADIO NOISE

Station Rabat, Morocco Lat. 33.9 N Long. 6.8 W Season Winter (Dec Jan Feb.) 1963-64

TIME BLOCKS (LST)

Frequency (Mc)	0000 - 0400				0400 - 0800				0800 - 1200				1200 - 1600				1600 - 2000				2000 - 2400				
	F _{am}	D _u	D _ℓ	V _{dm}	L _{dm}	F _{am}	D _u	D _ℓ	V _{dm}	L _{dm}	F _{am}	D _u	D _ℓ	V _{dm}	L _{dm}	F _{am}	D _u	D _ℓ	V _{dm}	L _{dm}	F _{am}	D _u	D _ℓ	V _{dm}	L _{dm}
.013	148	8	21			150	4	22			148	4	8			148	6	12			148	6	24		
.051	123	6	26			121	6	24			109	12	10			113	10	18			119	8	24		
.160	107	14	26			101	12	24			89	16	15			87	16	12			105	10	28		
.495	82	14	14			74	14	16			62	20	8			61	15	7			74	16	14		
2.5	59	18	8			58	13	9			47	10	8			45	10	4			51	18	8		
5	53	8	6			49	10	6			33	12	10			29	14	6			49	6	6		
10	26	10	8			24	12	8			26	14	8			24	15	7			28	10	10		
20	35	13	10			36	18	11			38	22	11			37	19	10			34	24	9		

F_{am} = median value of effective antenna noise in db above ktb

D_u = ratio of upper decile to median in db

D_ℓ = ratio of median to lower decile in db

V_{dm} = median deviation of average voltage in db below mean power

L_{dm} = median deviation of average logarithm in db below mean power

SEASONAL TIME-BLOCK VALUES OF RADIO NOISE

Station Warrensburg, Mo. Lat. 38.7 N Long. 93.8 W Season Winter (Dec Jan Feb) | 9 63-64

Frequency (Mc)	TIME BLOCKS (LST)																											
	0000-0400			0400-0800			0800-1200			1200-1600			1600-2000			2000-2400												
	F _{am}	D _u	D _ℓ	V _{dm}	L _{dm}	F _{am}	D _u	D _ℓ	V _{dm}	L _{dm}	F _{am}	D _u	D _ℓ	V _{dm}	L _{dm}	F _{am}	D _u	D _ℓ	V _{dm}	L _{dm}								
.013	148	8	4			148	6	2			144	8	4			144	8	4			146	9	4					
.160	99	11	10			91	12	6			87	15	2			87	8	2			89	16	4			97	14	10
.495	82	12	8			78	13	8			70	22	0			72	15	2			76	14	6			82	14	8

F_{am} = median value of effective antenna noise in db above ktb
 D_u = ratio of upper decile to median in db
 D_ℓ = ratio of median to lower decile in db
 V_{dm} = median deviation of average voltage in db below mean power
 L_{dm} = median deviation of average logarithm in db below mean power













