




XT  
R3143

New Series  
v. 16  
1890











TRANSACTIONS

OF THE

AMERICAN PHILOSOPHICAL SOCIETY,

HELD AT PHILADELPHIA,

FOR PROMOTING USEFUL KNOWLEDGE.

---

VOL. XVI.—NEW SERIES.

---

PUBLISHED BY THE SOCIETY.

---

Philadelphia:  
MACCALLA & COMPANY, PRINTERS,  
1890.





# CONTENTS OF VOL. XVI.

## PART I.

### ARTICLE I.

	PAGE
A Dictionary of the Egyptian Language. By Edward Y. McCauley, U. S. N. . . . .	1

## PART II.

### ARTICLE II.

On the Intercentrum of the Terrestrial Vertebrata. By E. D. Cope. (With 6 cuts and a plate.) . . . .	243
--	-----

### ARTICLE III.

A Chemical Study of Yucca Angustifolia. By H. C. De S. Abbott. . . . .	254
--	-----

### ARTICLE IV.

Systematic Catalogue of the Species of Vertebrata found in the Beds of the Permian Epoch in North America. With Notes and Descriptions. By E. D. Cope. (With a cut and two plates.) . . . .	285
---	-----

### ARTICLE V.

Synopsis of the Vertebrate Fauna of the Puerco Series. By E. D. Cope. (With 12 cuts and 2 plates.) . . . .	298
--	-----

### ARTICLE VI.

On the Shoulder-Girdle and Extremities of Eryops. By E. D. Cope. (With a plate.) . . . .	362
--	-----

## PART III.

### ARTICLE VII.

The Cretaceous and Tertiary Geology of the Sergipe-Alagoas Basin of Brazil. By John C. Branner. (With 10 cuts and 5 plates) . . . . .	369
---	-----

### ARTICLE VIII.

Descriptions of New Species of Fossils from the Clinton, Lower Helderberg, Chemung, and Waverly Groups, found in the Collections of the Geological Survey of Pennsylvania. By George B. Simpson. (With 31 cuts.) . . . . .	435
--	-----

### ARTICLE IX.

The Mammalia of the Uinta Formation. By William B. Scott and Henry Fairfield Osborn. (With 13 cuts and 5 plates.) . . . . .	461
---	-----



TRANSACTIONS  
OF THE  
AMERICAN PHILOSOPHICAL SOCIETY.

---

---

ARTICLE I.

A DICTIONARY OF THE EGYPTIAN LANGUAGE.

BY EDWARD Y. McCAULEY, U. S. N.

Read October 20, 1882.

---

---

PREFACE.

In 1880, I made a manuscript copy of Dr. Birch's Egyptian Dictionary (Vol. V, of Bunsen's Egypt). As it was inadequate for the present requirement I added to it a list of words compiled from translations, lately made, of papyrus texts and monumental inscriptions, with the aid of Chabas' *Melanges Egyptologiques*, and the works of Grebaut, Deveria, Goodwin, &c. Finally, I closely compared the work with Pierret's *Vocabulaire*, the latest issue of the kind, resulting in the Dictionary now laid before the Society.

I claim for it that it contains all the words that could be obtained from the sources I have just mentioned, and probably all that have been defined by Egyptologists up to the present time.

These words, and their variants, are placed under their proper initial symbols or characters, which, being carefully indexed, even the uninitiated may work out the meaning of a hieroglyphical text.
































































































I have not placed any geographical or theological names in the book. Our constantly increasing information on the geography and religion of ancient Egypt, necessitating constant correction, I thought it better to restrict myself to the compilation of a book that would be of use in translating ordinary linguistic text.

E. Y. McCAULEY.

PHILADELPHIA, December, 1882.



# Index

	Page		Page		Page		Page
	a	1		a	18	 un	{ 206
	ab	14		aa	25	 an	{ 30
	ab	14		a	26	 ai	30, 66
	ab	14		ab	26	 ai	30
	ab	15		ab	26	 am	30
	ab	15		ab	26	 ap	31
	ab	15		ab	26	 aut	{ 225
	ab	15		ab	26	 ax	{ 31
	amv	15		ab	26		{ 169
	amv	15		ab	26		{ 31
	anv	16		ab	26	 a	31
	ap	16		ab	26	 bu	32
	ap	17		ab	27	 ba	40
	"	"		ab	27	 ba	41
	ast	17		ab	27	 ba	41
	ari	17		ab	27	 ba	41
	as	17		ab	27	 ba	41
	as	17		an	27	 ba	41
	ari	17		any	28	 ba	41
	as	17		au	28	 ba	41
	as	17		aa	28	 ba	41
	ari	17		at	29	 ba	41
	as	17		at	29	 ba	41
	ast	18		ar	29	 ba	41
	ab	18		uta	30	 ba	41
	am	18		ar	30	 ba	41
	sejen	18		ar	30	 ba	41
				ar	30	 ba	41
				ar	30	 ba	41
				ar	30	 ba	41
				ar	30	 ba	41
				ar	30	 ba	41
				ar	30	 ba	41
				ar	30	 ba	41
				ar	30	ba	41
				ar	30	ba	41
				ar	30	ba	41
				ar	30	ba	41
				ar	30	ba	41
				ar	30	ba	41
				ar	30	ba	41
				ar	30	ba	41
				ar	30	ba	41
				ar	30	ba	41
				ar	30	ba	41
				ar	30	ba	41
				ar	30	ba	41
				ar	30	ba	41
				ar	30	ba	41
				ar	30	ba	41
				ar	30	ba	41
				ar	30	ba	41
				ar	30	ba	41
				ar	30	ba	41
				ar	30	ba	41
				ar	30	ba	41
				ar	30	ba	41
				ar	30	ba	41
				ar	30	ba	41
				ar	30	ba	41
				ar	30	ba	41
				ar	30	ba	41
				ar	30	ba	41
				ar	30	ba	41
				ar	30	ba	41
				ar	30	ba	41
				ar	30	ba	41
				ar	30	ba	41
				ar	30	ba	41
				ar	30	ba	41
				ar	30	ba	41
				ar	30	ba	41
				ar	30	ba	41
				ar	30	ba	41
				ar	30	ba	41
				ar	30	ba	41
				ar	30	ba	41
				ar	30	ba	41
				ar	30	ba	41
				ar	30	ba	41
				ar	30	ba	41
				ar	30	ba	41
				ar	30	ba	41
				ar	30	ba	41
				ar	30	ba	41
				ar	30	ba	41
				ar	30	ba	41
				ar	30	ba	41
				ar	30	ba	41
				ar	30	ba	41
				ar	30	ba	41
				ar	30	ba	41
				ar	30	ba	41
				ar	30	ba	41
				ar	30	ba	41
				ar	30	ba	41
				ar	30	ba	41
				ar	30	ba	41
				ar	30	ba	41
				ar	30	ba	41
				ar	30	ba	41
				ar	30	ba	41























































a

































A

a
































 a, me, I, mine my, ah! Oh!  
 a, me, I;   aengf, he said  
 a, old age  
 a, Oh! hail! ah!  
 e, glory, praise, adore  
 aw, " " "  
 a, dew, to bedew  
 aha, cow-flesh  
 aha, a cow  
 aht, a duck  
 am, pleasant, graceful  
 a, to wash  
 aa, a gazelle, a cow  
 aa, old age  
 aa, dew, to bedew, to wash  
 aa, an island, the coast  
 aa, a bird  
 aa, a plant  
 " " "  
 aa, old, an elder  
 aa t, place, house, locality  
 " " " "  
 " " " "



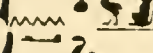
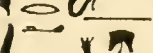



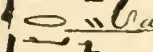


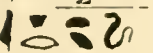
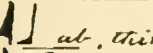






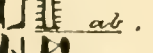



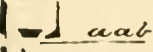



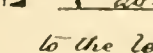




 aa t, place, house, locality  
 ag t, fruitful  
 aa, to be  
 aa, the upholder of honor  
 aati, the abode of Osiris  
 arti, a garment  
 aabi, a monster, a beast  
 aahbe, a calf  
 aak, old, a magus  
 aak, a genie  
 aakebi, aakebu, to  
 lament  
 aaker, an edible plant  
 aakt, a reed  
 aam, to prefer, to please, beauty  
 aam, to noose, to tie, to bind, attack  
 aamt, to prefer, to please, beauty  
 " " " "  
 aari, faeces  
 aarev, the pupil of the eye  
 aarer, a shoot, a pod  
 aarer, a vine  
 aaw, Elysium, the Necropolis









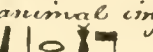



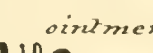






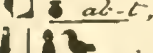


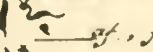
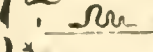
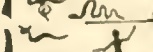






## aat

-  aas, to travel over, to hasten  
 } aaru, Elysium, a burial field  
 } near Memphis  
 aasb, leisure, chess  
 aas, go, haste  
 aat, a child  
 aat, leprous, pernicious, bad, evil  
 aat, to bedew  
 aat, deaf, to listen, to give ear to  
 aatut, a substance  
 aat t, the spine  
 aat t, unclear, a leper, convict  
 aat t, a net  
 aat t.  
 aat, an orphan, destitute  
 aati, unclear, a leper, a convict  
 aat, a meadow, a pasturage  
 aatu, "  
 aatrek, a kind of goat, a herd  
 aauaa, a box, a coffer for sacred ornaments  
 aaut, a young bull  
 aat t, orphan, abandoned  
 aat, a moment  
 aat t, the back, the spine  
 aat, a house  
 aat, old  
 aat, place  
 aat, "  
 aatit, a place, a house  
 aat, a place, a locality  
 aat, to separate, to carry off  
 aaid, accursed, enemy, plague,  
 scourge, the Pastor race

## aa, aa































-  aat, the spine, the back, place  
 aati, to glorify, honor, adore  
 aati, an abode, a place  
 aaw, title, dignity, labor, work  
 aaut, a boat  
 aani, glory, praise  
 aani, an officer  
 aaw, horned cattle  
 aaw, old age  
 aani, glory, a title  
 aaut, beasts, cattle  
 aaut, to pierce, to destroy  
 aaxu, to be brilliant, resplendent  
 aaxu, a spirit  
 aash, to answer, to call, to call or  
 send for anybody  
 aa, to engender, to procreate  
 aaw, a shoulder  
 aa, "  
 aa, a basket  
 aa, to wash  
 aa, "  
 aa, "  
 aa, "  
 aait, "  
 aahati, to wash one's heart,  
 i.e. to revenge oneself, to ap-  
 pease one's anger  
 aaen, roe to -, evil bet -,  
 aat, to pass, to oppose  
 aah, a month, or the moon, a  
 variant is written  aaht  
 aana, an ape  
 aana, "
































-  aanu, ho!
-  aanu, to go back
-  uanu, ape
-  aar urcus
-  uar "
-  aara-t "
-  aara-t "
-  aar-t "
-  aarti, the two urci
-  aaru urcus
-  aa bedew
-  aau shoulder
-  aar-t urcus.
-  at, thirst
-  at, young animal, veal
-  at, lamb, kid
-  at, flesh
-  ab, food, cook
-  ab, thirst
-  ab, "
-  at, "
-  at, a wall
-  at, food, food offering
-  at, thirst
-  at, at-u, pour
-  at, heart
-  aat, to offer
-  at, lair
-  at, delight
-  abku, tooth
-  at-t a class of people attached to the temples

-  ab, dance
-  ab, dance
-  ab, dance
-  ab, thirst
-  abh looth
-  abh looth, lusk
-  abh dust
-  abru, goat?
-  abru, abru, an animal imported into Egypt from Syria.
-  abr, ambrosia
-  abr, fat, ointment
-  abr, fat
-  abr, abr, un ointment for the skin and hair
-  abes-t, part of a ship
-  absi, wolf or jackal
-  abmer, pyramid
-  abennu, an ointment
-  abennusa, a plant.
-  abs, a hood, a cowl
-  abs, an unguent, collyrium
-  ab-t, unguent, anoint
-  abu, Numidian goat, gazelle
-  abli, a net
-  abesh, a kind of gazelle
-  af, flesh
-  af, serpent viper
-  af, "
-  af, to strike
-  aft, a coffer, a box
-  aft, four
-  aft, la squat, la rest, la repose

af, ah

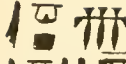




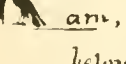
















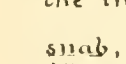


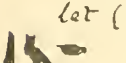




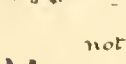



ah









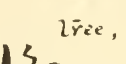
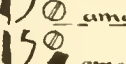
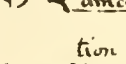
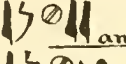

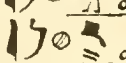
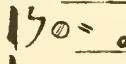










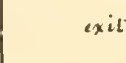




-  af, flesh
-  aft, couch
-  aft, cushion
-  aft, jump, bound, rebound
-  aft, " " "
-  aft, square, four faced, cube stone
-  aft, a kind of barrier
-  aft, four, fourths
-  aah, the moon
-  aah, " "
-  aah, " "
-  ah, dance
-  ah, extend, embrace
-  ah, " "
-  ahi " "
-  ah, cow
-  ah, " "
-  ah-t, assistant priestess
-  ahah, to attack
-  ah, and
-  ah, a net
-  ah, the 15<sup>th</sup> day of the lunar month
-  ah, to cry
-  ah, meat
-  ah, " assistant priest (of both sexes)
-  aha-t " " "
-  aha-t " " "
-  ahi " " "
-  ah-t " " "
-  ahi, sinner, culpable
-  ahi " " "
-  ahuli " " "
































-  ahi dance
-  ah-t, a stable,  stable
-  ahi-t, fish pond
-  ah-t, a measure of land, a cultivated field
-  ahannu, youth
-  ahli, throat, lungs
-  ahli, to thicken, to thicken a fluid.
-  ahli, thighs
-  ahli, " "
-  ahli, bellows
-  ah-t, ah-t-aa, the King's house.
-  ahli, fisherman
-  ahut, King's house
-  ahut, " "
-  ah-t, a cord, rope
-  ahuli, a peasant
-  ah-t, a liquor, a beverage
-  aha, stand.
-  aha, a cow
-  aha, evil
-  aha, salute
-  aha, fault, insolence, abortive
-  ahat, " cow
-  ahab, to dart, to run
-  ahi,  ahi,  ahi
- aha, cries of joy, to rejoice
-  ahaiui, cries of joy, joys rejoicings
-  ahai, camp, stable
-  adam, hasten
































- ahab, dance
- ahab, incense
- ahai, grain
- ahhi, stand erect, rejoice
- ahi, rejoice, joy
- ahi, rejoice, joy
- ahiru, a military post
- ahem, incense
- ahem, to respond
- ahem to contradict, anguish
- ahem perfume
- ah-t, corn
- ah ur. grief, pain, great suffering
- ai, ah! Oh!
- ai, to come, ai ekua, I come to thee
- ai, interrogative form, certainly, assuredly
- ais, a sepulchre
- ak, a superior, a learned man
- ak, to twist
- akeb to lament, to cry
- akeb " "
- akebu " "
- akebu " "
- akeb, a name of the inundation
- akeb nu, waters of the inundation
- akeb, to bow, bend, incline
- akap, to destroy
- akem, a shield
- ak-t, to suffocate
- akebu, the fresh evening breeze
- breeze
- aken-t, a garden, a retreat
- akenu, to salute, congratulate

- lalw, address.
- aku, to adore
- aken, vase, cup
- akep, cloud
- aku workman
- akt, to suffocate
- aqueh, to go, enter, hasten
- aquehu to go, enter, hasten
- aquehu, " " "
- aque, lost
- aque, skilled workman
- aque-u, skilled workmen
- aquem, shield
- aquet, adept, skill, skilled, divine
- aquet, clever prepared; em hennu aquet, a perfect child, infant
- aq, fire flame
- aqhu, " "
- aquet, a plant
- aquet, quick, sharp, perfect, accomplished. altogether: em nu aquet, very well, perfectly well
- agera, bolt, bar.
- aq-t, a liquor
- aquet, very much
- aka, quiet, subdued
- akeb nu, waters of the inundation
- akebu, the fresh evening breeze
- akeb, to bow, bend, incline, subdued
- akeb " " "
- akeb " " "
- aki-t loss, injury
- aki-t, " "
- akap loss, veil


-  akap, cloud  
 akepi, loss, injury  
 aker, silence, charnu  
 aker-t, Hades, the lower regions  
 akana, a goblet, amphora  
 akatu, workmen  
 am, in, among, there, amid, where,  
 belonging to, by, with, from,  in it,  
 am, to roar  
 am, date tree, pleasant, agreeable  
 giving relief; the variants are -  
 ,  ,  ,  ,  ,  ,  am nen, no, do not  
 am, shine, radiant, resplendent  
 ami " " "  
 amin " " "  
 amma, to give, accord, allow, if,  
 amma so that, may (he prosper)  
 amma, find, may,  
 amma, give, may. <sup>marks</sup>  
 the imperative.  amma  
 snab, be in good health, fare well.  
 ammatu jetera,  
 let (him) be notified  
 am, seize, grasp.  
 ams, a stick, a badge of authority  
 amt-t, a kind of vine  
 amtu, belonging to  
 amay, to bless, mature  
 amay nen, to ignore, not to be,  
 not to know, unable  
 am, to eat, among, belong, in, amid, there  
 am, a variant of the above; where


-  am, a cloak  
 am-t, joint  
 am, a dress or part of a dress  
 ambahu, ancestors  
 am, pavilion, tent  
 am-t, splendor, light  
 amtu, to desire, to urge   
 am, a kind of tree  
 ama, a kind of tree, a date  
 tree, pleasant, agreeable, giving relief  
 amax, bless, devoted, mature,  
 amax, one who performs an act of veneration  
 or is venerated  
 amaxi, " " "  
 amax, the blesser or the blessed  
 amaxu " " "  
 amaxi " " "  
 amaxi " " "  
 am, as  
 am, find  
 am, milk, the udder of a gazelle  
 am give, find  
 amam, urge  
 amem, many  
 amema, give, accord, allow, if, so that  
 amenu, light, sparkle, resplendent  
 amem, dirt, mud  
 amem, skin, hide  
 ammeh-t, chapel, tabernacle  
 ammehu-t " " doomsday  
 amem-t ha-t, the place of  
 exit from the abode of the dead, whence  
 the soul sprang to the heavens


 ami hati , pure hearted, innocent  
 ant , a favorite, a pet  
 anu , among, in, amid  
 am , datelée, agreeable, pleasant  
 am hat chapel, tabernacle  
 amen , hide, conceal, envelop, mys-  
 terious, hidden  
 amen hati , hidden-hearted,  
 hypocrite, rogue, false hearted, deceitful  
 amen , to hide, conceal  
 amen , hide, conceal, envelop, mys-  
 tery  
 amen , to hide, conceal  
 amenu , a secret place  
 amenu " "  
 ameni , offerings, rites  
 amenti , hide, conceal  
 amenu , to come, to accost  
 ameru , to sustain injury, to perish  
 ames , pretense, fiction, feint  
 ames " " "  
 ameskau , skin, hide, leather  
 an , by, is it not, is the index of the no-  
 minative case, (speech) of; Variants  ,  
 ,  , if  
 anru , a stone  
 an , a whelstone  
 anru , gate, door  
 ana , an ibex  
 anbu , a wall  
 anib , to rejoice  
 anku , to squeeze.  
 aneq , I (the King)  
 aneq , to clasp.


 a en ef , an elision of    
 lit en ef , said by him, he said  
 ank-te , to clasp  
 am-u , we, us  
 anort , two stones.  
 anru , a stone  
 aner , "  
 aner , hail! an address  
 anep , orb  
 ae linen  
 an , to be, by  
 anti , to make retire, repulse, to force back  
 ant , to be, are,  
 an , hair, wool  
 an , to return, retiree steps, go backwards  
 an , wanton, to suffer  
 an, anan  
 destroy, cut, the name of all implements of  
 destruction  
 anti , an, mountainous country  
 mountain, valley  
 ani, ana ,  
anti , branch, clump of trees, grove  
 aneb , a wall  
 anbu , a medical substance  
 anbi , cornice, wall, precinct  
 anebi , to encircle, to surround  
 aneh , surround, garnish, wrap  
 anhet , to draw wine, a beer jug  
 anh , eyebrow  
 anhw , to ride  
 anehu , to surround, garnish, wrap  
 ani , a clump of trees, a grove


an, ap

 aneq, to embrace, clasp, join,  
reunite

 anek, a plant


 anem, hide, wool, skin


 urem, hair, wool


 anem, a hide, hair, wool


 anemti a vase


 anmeniti "

 ans, linen, fine stuff


 annu, beauty


 annui, sandals


 ans, linen


 ans, linen


 ans, linen


 an-t, repulse, afflict


 ant, valley, hill

 an-t " "


 enti, go back, turn back


 enti " "

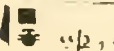
 ant, afflict, sad

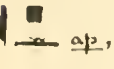
 antesh, a venomous animal,  
a scorpion


 antshana, cane


 ap, head

 ap, bushel


 ap, a liquid, a liquid measure or quan-  
tity

 ap, to take account, reckon, fit, proper;  
judgment


 ap-u, these, those


 ap, stairs


 apa, reckon, calculate


 apap, a slab of stone


ap


 apet, boar, pig


 o apet, steel


 api, hippopotamus


 api, number


 apet, desolation


 apen, this


 aplan "


 apen "


 ap, a liquid


 apr (arf) wine


 apl, hippopotamus


 ap-t "


 ap-t judgment


 ap, a duck


 ap-t "


 ap "

 ap-t number

 apl, a slide, a measure of length, a  
plant


 ap-t, a little house, a manger, a  
quarter of Thebes


 ap-t, bread


 ap-t, a name of Thebes


 ap-t, a sanctuary, a chapel


 ap-t, a measure, 18.20 litres


 ap-t a plant


 ap, guide, lead, judge


 ap-t, guide

 ap-ti, guide, lead, propose

 apl, some part of a door

 apl, a dry measure

 apl, " "

 aput, a metal



ar

apu, a telle deed  
ar, are, it is, (before a verb-iz) to, let do, because, when; with or without  
 it shews that the word is bound to what follows, ex: xer ar  
iru, (when) after some days:   
ar em. nay-t, when, whilst, af-terwards  
ar-u, to be  
ar, keep, guard  
ar guard  
ar, arouta, acre, boštādia of 606 $\frac{3}{4}$  feet  
ar, to point  
arēf, this is good, or for south, indeed  
ari, guard  
ari, guardian, companion  
ari tut sen-u, finger ring  
arui, adversary, enemy  
ari-t uai, The guardian of the boat, the padronee  
arumau, with, between  
arumau " "  
arri-t, store house  
arm, is applied to a blow pipe  
arj, flower, grape  
arj, vine, wine  
arj, wine  
arr, deaf  
arr, vine  
arr, grapes  
arr, form, ceremony  
art, milk  
art-t mille

ar

ar-t bracelet  
ar-t anklet  
artē, milk  
aru, to undress, disrobe, strip  
artū, a garment  
aru, lūns, companions  
aru, a river, a water course  
aru, rump  
arutēf, repose  
ar-t xax, a collar, a necklace, neck chains  
ar, aru, ar, that which is to be done, ritē, ceremony  
ara, some substance  
ar, " "  
arr vine  
ar, a man, someone, somebody  
ar, the Ptolemaic epoch  
ar a garment  
ari, a blade, a cutting instrument  
artū, a garment  
artū, deeds, forms  
art milk  
arj, wine  
art-t, milk  
ar sehsaen, linen made  
aru, ceremony  
arrui, transformation, incarnation, ritē  
ar, ceremony  
aren, that which is hunted or appears  
aren, to return, to reverse the steps  
aren, to go backwards " "  
arentē " " " "

as, behold, when, noble, also, moreover, voila.  
voici, now then, also

as, great, noble

as, lo! hail!

as, a chamber

as, a sacrifice

as, to go, to transport, aslit  
transport of a statue

as, haste

as, noble

asa, great

as-t, a rag, a tatter

as, a tomb. per asiu, house of  
forefathers, tomb

as-t "

as, a beam

as-t, the laboratory of a temple

asat, a period of time

asau-t, a beam

aseb, a throne

aseb, "

aseb-t "

aseb-t "

asebara, a whip

aseb paru, woods, forest, grove

aseb ruru, a plant, a hoe

aseft, idleness ascf, bread

asef-t, idleness, fault

aseha, stuff to write on, pad, a  
slip

asi, vile, culpable, pernicious, injury

asiu, vileness

asi, to gain, obtain

asef, to soil, infect, violatē, profane.

asfi. } expresses moral iniquity  
asef. } in contradistinction to  
ma-t, truth re

asek, then! lo! behold! voila

anterson

asequel } waiting room, anticham-  
ber, to wait, to slay

aseghi, to weaken, delay

asequ-t, to delay, retard

asi, vile, contemptible, culpable,  
felonious, injury

asti " " "

asmer, a precious stone, emerald

asmer " " "

asep-t, a throne aspu, slab

asep, a sledge aspu, stands

asepru, a strip of form,

asp, a book, text

aspala, a quiver,

aser, tamarind tree

aser " "

user " "

asru, ripe tamarind

asen, to salute, to prostrate

asni, to respire

as " "

assex, hurtful

astennu, book, text





astet, tremble, wonder

astet, prisoner, tremble












astennu, book, writing

ast, and, also, moreover, thus, see,  
now then, behold and particles of















exclamatory kind.

































-  ast, commences phrases; governs the past.
-  as-t, a rope
-  ast, a seat, a throne
-  astu, and, also, moreover, thus, see,

now then, behold. &c


































-  asui, a lómb
-  asu, price, tax
-  asu, recompense
-  asu-t, testicles
-  asua, seat, throne
-  asua-t, a beam
-  asuata, "
-  asex, sickle, mow,
-  asex, mow
-  asxenu, to proceed
-  as sheni-t, head man

of the people, chef d'aron-  
dissement


































-  asef-t idleness, fault
-  asu, transformation, incarnation
-  ases-t, ground, floor, soil
-  as, a chamber
-  as, go, proceed, depart
-  as, food
-  as, rest, repose
-  asha, corner
-  asef-t, idleness, fault
-  astet, tremble, flutter
-  astet-t, a draught
-  at, deaf-  at, child, descendant
-  at, destitute

-  at, deficient, den
-  atah, a kind of food, an offering
-  atax-t, a reed, jopyrus
-  ateb, a wall, the shore
-  ateh, reed, jopyrus
-  atma, a kind of linen, tissue, bag
-  atina " " " "
-  aten, disk
-  aten-t !
-  aten-t !
-  aten, chief, director, commander
-  aten " "
-  aten-t, to cut, piece
-  atenu, disk
-  atep, to louc
-  ater, the heart
-  atlusa
-  at-t, retribution
-  at-t ?
-  at-t, a net
-  at-t, a store house, depository
-  atu, deficient, destitute
-  atu " "
-  atex, a reed
-  atu, listen
-  atu, deficient, destitute
-  atex, to trample, to knock down
-  at-u, your
-  aten to reckon, to create
-  aten, to strike, beat
-  aten, solar disk
-  atenu, to take form of a disk
-  atet, quarrel, combat

















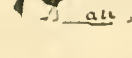

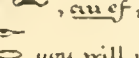
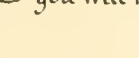












at

-  alēs, control
-  alēt, fly, soar, can
-  at, progeny, descent
-  at, hail
-  atat, chief
-  at, an emanation, type, portion, a measure, one stādicos
-  at, ? or 
-  atā, evil, pernicious, bad
-  atā, dew
-  alāb, cultivated field, watered land
-  alāb " " " "
-  ales, fatter
-  ales "
-  ales "
-  alēb tongue
-  alēh, drag, draw.  alēhu, swamp, papyrus
-  atehtū, dragged
-  alhu, drag, draw liquor, draw blood string above
-  ateh, prison, draw, drag
-  alhu, draw, drag,
-  alēm, to shut up
-  alīnai, to fabricatē, manufacture
- weave
-  alēm̄ti, to shut up, to annihilatē
-  alēqu, hear
-  alēn, disk, orb
-  alēn, capture
-  alēn, to perforatē
-  alēn, "
-  alēn, repulse
-  alēn, quality
-  alēn, slay
-  alēn nu, disks












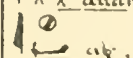





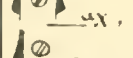
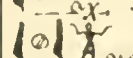
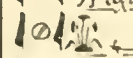


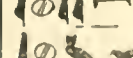







at

-  alēnnu, repulse
-  alēnnu, titles
-  alēn-tūt, to repulse?
-  alīnu, prison, hole, laborer's
- abode.
-  alēnu, disk, orb,
-  alēn, repulse
-  atep, the game of Merra
-  atepa, sacred boat
-  alēr, a river
-  alēr, a river, or a measure, schoenus
-  alēr, " ; 606  $\frac{3}{4}$  Eng. feet. or one fur-
- long.
-  ater-t, a chapel
-  ater-t, a region
-  alīu, watered country
-  alīu, " "
-  alīu, " "
-  alīu, a river
-  alīu, "
-  alīu, to pour drop by drop
-  alīu, a measure, inhabited locality
-  alīu, alēr, a chapel
-  alūr, carry off, dissipatē, prevent
-  alēr " " "
-  alēr, papyrus  alīu, plague
-  alē, ride 
-  at-t, grain
-  alī, chief, superior
-  alī, " "
-  alī, noble
-  alū, numb
-  alēr, carry off dissipatē, prevent.

at, au

-  atā, steal, run off.
-  atāu, thief, rob
-  atēi, carry off, steal, take possession.
-  atē " " "possession
-  atāru fantastic, shame
-  atē, limit, space
-  atē, " "
-  atēru-t, house
-  atēt, to speak
-  at, image, form
-  at, color
-  atū, to reveal oneself
-  au, to be;  au rex ch  
ua, I know that thou--
-  au, elder
-  au, flesh
-  au, cow
-  au, (to be) was, is, ve.  au-tū a  
I have been,  auēf, he is,  
who is...  you will make
-  au-u, cows
-  au, dignity
-  au, to train, break in, chastise,  
submission
-  au, shoulder
-  auai a substance
-  auf, to train, break in, chastise, sub-  
mission
-  auf, flesh, muscle
-  auker, Hades
-  autēh
-  au mes, it being supposed that
-  aut, a place

au, ax

-  atāru, fantastic, shame.
-  auu, light, splendor
-  aumax, to bless, mature
-  auhemu, indestructible
-  auxu, diadem
-  au, was
-  auf, flesh, muscle.
-  auu, glory
-  aur, river, the vulgar name of  
the Nile
-  au, bull, steer,
-  au en ru, beef, oxen.
-  auah, monument
-  ax, an exclamation, let, yes! 
-  ax rex ch au, yes! remember it.
-  ax, how! how great, how much, who then,  
now then,  how are you?
-  ax, turn
-  ax, spirit, title, what? what now
-  axa, elevate, superior
-  axa, praise, glorify, exalt
-  axi, what?
-  axi, elevate, exalter, a name of illumination
-  axi, praise, glorify, exalt
-  axem, enemy, criminal.
-  axemu, not, never
-  aximu, stellar Gods
-  axer, building material,
-  axer, cows, victims
-  axer, to overwhelm, to afflict, to  
variant: crush: a term denoting the  
materials with which grounds are  
enclosed.

ax, ash

- axen, recluse, & dweller in the haremu.
- variant, who uerates, who rejoices
- axi enemy, an animal symbolising  
in evil genius
- axet, things
- axlu, shade, darkness, night, evening
- axax " " " "
- axex " " " "
- axtera, which, when, why
- axet, pure water
- pure water, liquid, fresh
- axeper, creator
- axem, shield;

axem en shenb-t, shield of the knee.

a shield used kneeling.

- darkness, night
- ash, to emit, to pour, to flow
- ash, things, goods, titles
- ash, figs of Persea.
- ashenu, come,
- ashemi, imperative -go!
- ashep, grapes
- asher, broiled meat
- asher, a river, the Nile
- asht, a Persea tree, the tree of life,  
a fruit tree, may be an apricot tree
- asht, Persea tree
- asht, Persea fruit
- ash-t, things, goods, titles
- ashesh, to carry, transport
- ashesh " "
- ashasi ur, ruin, consume,  
destroy

ash, ab

- asht Persea tree
- asht " "
- ashet " "
- ashep, light
- ab, ivory
- ab " "
- ab, ivory, tooth, nail, tusk
- ab, elephant
- ab " "
- ab, to see
- af, to force back, refuse, prevent
- ab, desire, delight
- ab ur, weak, vain
- abi, leopard
- abem ur, weak, vain
- abi, leopard, panther
- abumer, funereal monument
- peri emant, death houses, u
- am, despair lament
- ab, laborer
- abt, to close, shut
- abmer ur, great pain, suffering  
or evil.
- abu, feast, cookery
- abex, leap, penetratē
- x abexu, penetratē, move
- abex, to penetratē
- ab, laborer
- abi, leopard, panther
- abti, the East
- abu, elephant
- ab, wish, desire
- ab, move, brandish, dance var:

ab.

- \* ab, move, brandish, dance
- \* ab, destroy, consume
- \* abb, wish, favor
- \* ab, passage, frontage
- \* abt, the East, the left hand,
- \* abt, abode
- \* abli, work, sharpen
- \* ablit, fish
- \* abli, fisherman
- \* ab, moon
- \* ab, to go, depart, leave
- nen ab. perpetually with-  
out ceasing.
- \* abeb, to love, desire, want
- \* abli, the east wind
- \* ab, the East
- \* ab, on the Eastern, on the left hand
- \* e ab, the left hand
- \* ab, a panther
- \* aber, an ointment for the hair and  
skin.
- \* aber. (rar.) " "
- \* abli, an abode
- \* ablu, a kind of fish
- \* ablu, a form, a likeness
- \* abu, fire, to warm, to excite, to dip,  
to soak, to exercise, raise, set up, pre-  
pare.
- \* abu, to love, to desire, to want
- \* abu, to go, depart, to leave
- \* abui, a form, a likeness
- \* ab " "
- \* abut " "

abr. am

- \* abex, to penetrate, move, leap
- \* abex, to penetrate, to move, to mesh
- \* abex, to penetrate, to extend oneself, to  
develop, to unite to.
- \* abex, " "
- \* abex, " "
- \* ab, to dance
- \* ab, pied, variegated, ab, a passage
- \* ab shu, variegated plume
- \* sti, to dart rays, to light, radiant
- \* am, in, among, there, by, amid,  
pleasant, grateful, pleasing; am hate  
kind hearted; am lit, pleasant friend,  
i.e. liberal; a favorite
- \* amam, to saunter, to wander
- \* am, shine, to be radiant, to glitter
- \* am-t, women's tent, a camp
- \* am, adult
- \* amer, corn
- \* amulsh, a title
- \* amiu, to stretch, to measure
- \* am ur, great pleasure.
- \* am, in, belonging to
- \* am, in, belonging to, among
- \* am, eat, devour. am hate, to  
be overcome, to  
simulate, (to eat  
one's heart)
- \* am, eat
- \* ami-t, devouring flame
- \* amha, patient, title, deed
- \* ami, inhabitant
- \* amta, a kind of bread, food
- \* am u xat, intestines
- \* amu, eaten, devoured
- \* am aet, a class of priests

am, an

† amī ren ef, a catalogue  
 † amū ren ef, "  
 † amī, in, belonging to  
 † amī kat, porch, entrance  
 † amū-u shenti ser, the  
 people residing in the house, the officers  
 of the palace.

† am, belonging to, in.  
 † amīā, bread, food  
 † amtehu, a kind of bread  
 † amīāu, caste, rank  
 † amamut-u " "  
 † am ari, eyes royal, title of an office  
 † am ur, the cemetery  
 † am ur-t, a liquid  
 † am urt, the eastern side of a building  
 † am per lait, a title deed  
 † an, a column, an, evil  
 † an, a ram, a catapult

† an, a column erected on the burial places  
 of strangers, a heap of slain enemies.  
 † an, variantō " "  
 † an, iniquity  
 † an, hail! rejoice; at, a shrine  
 † anti, poison  
 † anti, brought, men of the gate.  
 † an-t, evil, iniquity, injustice  
 † anharu mai, a

‡ bunch of grapes  
 † anherumai "  
 † anrumai " "  
 † amū ru, vases for fruit

an, ap

† an-ut-xu, precious stone  
 † an mut, High Priest  
 † an mut ef " "  
 † an mut ek " "  
 † anquesquef, some part

of a chariot.  
 † anuru, vases  
 † anuruna, oak tree  
 † anti, a bow  
 † ap or lāp. head, begin, commencement,  
 point, chief, prince  
 † apilehen, forehead  
 † api ret, dedication; api

ret lēgen-u, dedication of obelisks  
 † api, forthwith, proceed  
 † api nu, the essence of a human being, spirit  
 † ap ru, the mouth  
 † ap ru, edge of the lip, palate  
 † ap ru, an oral communication  
 † ap ru ma, a prayer, a hymn  
 † ap ret, rule, prescription, law

† ap matēnu, head of the road  
 † ap shu, ruin, origin  
 † api, an ointment, an oil,  
 † ap nu per lait, chief of library  
 † apa, ancestor  
 † ap lait, first  
 † apa nelē, ancestor God

† ap-t, a measure of litres 0.151  
 † ap-t, the head  
 † ap-t ru, the edge of the lip.  
 † ap an extent of land, a swamp






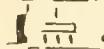







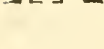


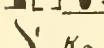




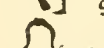





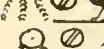

ap

U ap. commencement  
 U, U, U, U ap, forehead  
 U ap-t, declare, expose, distinguish, judge  
 U ap, to contend, debate  
 U x, U x, U ap, apu, ap, declare  
 expose, manifest, to shew oneself, distin-  
 guish, judge, order, control  
 U ap, to judge, to compare  
 U ap, to move  
 U ap. renpit, commencement of the year  
 U x ap aani, cynocephalus  
 U x, U ap, rejoice  
 U x apma dream, sleep  
 U x apu to judge, to determine, to distinguish  
 U x ap, equal !  
 U ap ru, the ceremony of opening the  
 mummy's mouth in Amenti  
 U hebs ap ru per-u sbau, the  
 feast of the opening of the temple gates;  
 extra mural procession  
 U ap ru, a fillet consecration  
 U ap ru "  
 U ap ru, " proof, consecration  
 U x apes, to open  
 U apes, supine  
 U apes, heat  
 U apes total, the number  
 U apes, to prostrate oneself on the ground  
 U ap-t, to suckle or raise a child from in-  
 fancy.  
 U ap ta, the horn of the world, the world's  
 end.  
 U ap-t, commission, commissioner

































as

U ap. corner, extremely  
 U apt, impart  
 U x apul, work, an undertaking  
 U ap lu ru consecration of offerings  
 U x, U ap, apu, apu  
 herald, guide,  
 U x ap u, conduct, send on a message  
 ambassador, guide, police.  
 U apu, except  
 U ap sh, hate, float  
 U as, ancestor  
 U as, a statue  
 U as, noble, great  
 U as-t, a favorite  
 U ases, to embellish, to honor, to esteem  
 U ast, noble, great,  
 U as, noble, great, great gifts.  
 U as-t, noble, great  
 U asu, venerable  
 U as, noble  
 U ari, guard, keep, companion  
 U ari " " "  
 U asau, to watch, guardian, care for  
 U asau, to break, smash  
 U as, noble  
 U ari, blade, cutting instruments, sword  
 U arti, a man, somebody  
 U asu, asu, recompense  
 U asu-t, The temple's laboratory  
 U uri at en ursh, Guardian  
 of the observatory  
 U as, a chamber  
 U asi-t, the laboratory of a temple






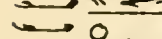


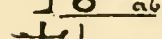



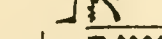




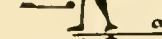








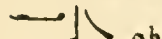






as, ab

-  as-t, an ounce
-  asti, a servant, a satellite
-  ast, place, situation
-  ast-u, columns
-  ast ru, to depend upon, (to be under the order of-  her ast ru)
-  ast hali, the place of the heart, the bottom of the heart, heartily
-  as-t ur-t the great place, the Sanctu-
-  <sup>ary.</sup> as enti amen-lu, funeral chapel.
-  asi, august, venerable
-  ast njer, beautiful place, tomb
-  ka, a bull
-  ab, contrary, opposed to well being
-  ab, " " " "
-  ab, " " " "
-  ab, " " " "
-  sefej. eafaire, lopsy-lurvey
-  am, illustrious
-  amm " "
-  amm " "
-  amm, beholders, mankind
-  ayu light
-  ayu light, spirit
-  amm, beholders, mankind, spirits of the earth adoring Ra.
-  amm, beholders, mankind
-  lit, hand; kab, arm
-  lit, direction; as, charged with the direction of the temples - of the army's march. condition of health,

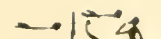

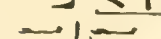


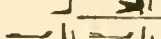
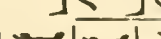





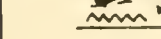

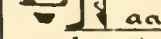
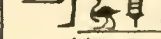




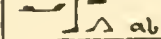

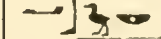
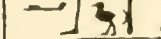

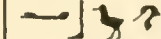

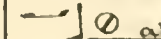





a

-  as,  'tell me of thy condition' i.e. how thou art. Blows,
-  as,  neu  nehem
-  of lit, not reject the blow, he did not need to reject the blow.
-  a, shoulder
-  ab, to wash
-  ab, "
-  tut meh, on the northern hand
-  lit resh, on the southern hand
-  a, a jar
-  a, a basket
-  a, a cover, lid
-  a, a 26 litre measure
-  ua, one, 1 the hand or arm is also a determinative of words of the arm, in 'fight - battle etc'. act, active, make gestures; ex.  lit u sen- they made gestures.
-  a, moon;  kah, a corner, an angle
-  a, to go
-  aa, to sleep
-  aa, a pyramid or tomb
-  aa, an obelisk or tomb
-  aa, great, much
-  aaia, " "
-  aaai, " "
-  aa, " "
-  aa, to knit
-  aa, substance, issue
-  aa, " "
-  aani, aye
-  aani a lent










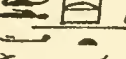

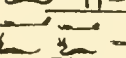
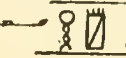
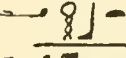
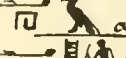


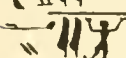
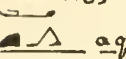

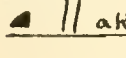


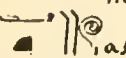

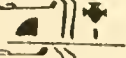
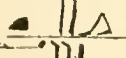
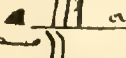
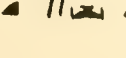
ab

-  ab, ape, cynocephalus  
 " " "  
 aanu, cry, invocation  
 luti, the arms  
 aani, substance  
 luti, armlet  
 ab, plect  
 ab, dance  
 ab, a stick  
 ab, flesh  
 ab, pure  
 ab, floor  
 ab, pure, wash, clean  
 ab, " " "  
 ab, " " "  
 ab, pure water  
 ab, a tablet  
 ab, a nosegay  
 ab, "  
 ab, a feast;  abu offerings  
 ab, the stars  
 ab t, a javelin  
 ab, a bird (with a harsh note)  
 ab, shine, resplendent, illuminated  
 ab, " " "  
 ab, to oppose, to place obstacles -  
 ab, " "  
 ab, cellar  
 ab, a feast  
 ab, pure  
 ab, a net  
 ab, to oppose to/ place obstacles -  
 ab, pure food







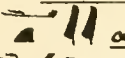



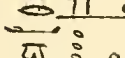
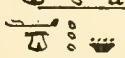















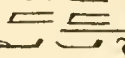



ab







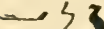


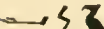









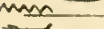










-  aba, to contradict  
 aba, to fight, quarrel, contend  
 aba to oppose to contend  
 aba, " "  
 aba, " "  
 ab ab, " "  
 ab ab, to supply  
 abeb, a lance  
 abeb, the sacred scarabaeus  
 aantā, a flexible wood  
 aantū, a cypress tree  
 aan, to oppose, to break the  
 heart, to torment, agony  
 aab, horn, tooth, tusk, nail, ivory  
 abeh, a stalis  
 abeh t, sarcophagus, sepulchre  
 abi, an animal with a poisonous  
 sting; scorpion, centipede?  
 ab t, flesh viand, an offering  
 ab t, to place oneself in front of some  
 body  
 abu, feast of offerings  
 abu, to place things in order, sys-  
 tematically  
 abu, pure  
 abuh, a feast  
 abex, to penetrate  
 abeklu, maternal  
 abesh, white, clear  
 abesh, a jar  
 af, chantise, to ring  
 af, a fly  
 af, a cap








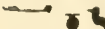













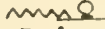
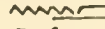










| as, ak

-  afa, a lettuce  
 afa, meat, flesh  
 afes, a head dress of honor  
 afent, wig, band  
 afent, cap  
 afni, wig, band  
 afennu, to be covered, to be  
 blindfolded, hooded  
 aft, abode, couch  
 afti, cover, lid, board  
 aft, box, coffin  
 aft, " "  
 aft, abode, tomb  
 of af, crocodile  
 ah, a house  
 ahel t, a bird  
 aha, to stand  
 aha, attendant  
 aha, a field  
 ai, a stream  
 aii, raise up  
 ag or ak, to enter, to proceed  
 ak, bread  
 ak, to enter; the middle of a thing,  
 principally the human system; be-  
 ing in the middle, to place in the  
 middle, to dispose of equably.  
 ak, a rope, a cable  
 ak, the jaw  
 ak, centre  
 ak, enter, proceed,  
 ak, a finger  
 ak, a cover, midst



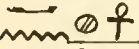
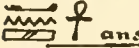

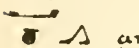

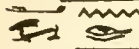


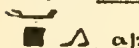



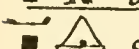

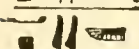
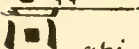
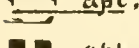
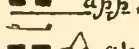





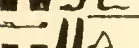




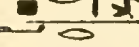

ak

-  ak, to go  
 aka, to twist  
 akaa, theniddle, just, regular  
 akai, the poop  
 aka, twist, cable  
 aka, rope, rigging  
 akau, equilibrium  
 aki, favor  
 akem, wrapped up  
 akusu, entrances  
 aku, bread  
 akeru, a grain measure  
 aka, grain  
 aka, "  
 aka, heat, dried up with heat  
 aka, grease, suet  
 akai, to drown  
 aka, to shut, to nail  
 aka t, foot, sole of the foot  
 aka t, a claw  
 ak t, dried up, nail  
 ak t, foot, nail (of the toe)  
 akam, buckler  
 am, to eat  
 ama, injure  
 am, to stand  
 amer, a store house  
 am, to eat  
 am, "  
 ama, to give  
 ama, clay, potters' earth  
 am am, fresh food  
 amma, a lacing, a hand net









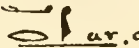
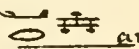





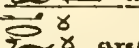
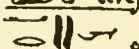
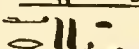


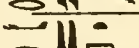
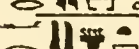

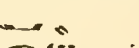


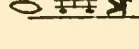


 amer, a storehouse  
 amt, devourer  
 amam, devourer  
 am, to eat  
 am " "  
 amet, to know, to understand  
 amam, to eat, to swallow, devour  
 amamu, to perceive, to distinguish, to understand, to learn  
 amamu, " "  
 amani, a pasturage  
 am, to swallow  
 ant, to seize  
 an xai, to paint, write, a scribe  
 an, to learn, to learn and inquire  
 an, scribe, priest  
 an, see, appearance, aspect  
 an, " "  
 an, appear, show  
 an, return; (is used as 're' in reply, return, report).  
 an, a board  
 an an, a skull  
 anebu, grapes  
 anbu, a wall  
 anbu, shut, walled, enclosed, enclosure  
 anhel t, a bird, a Cornish Chough  
 ani, an ape  
 ani, the lintel of a door  
 anem, a precious stone, a pearl  
 annu, to learn, to learn and inquire  
 annu, to invoke " "

 anem, nothing, the least  
 anen, to turn back  
 anen, " "  
 anenbu, a bird of the finch kind  
 anent, holder of a mast  
 anet, to look back  
 annu " "  
 annu, see, mark, show, indicate  
 annu, cries, exclamations  
 annu, tablet  
 ant, a collar  
 o ant, yellow color  
 ant, light, a ray of light  
 ant, destroy, annihilate, affliction  
 ant, light, a ray of light  
 ant, yellow  
 ant, ointment  
 ant, to anoint  
 ant, a collar  
 ant, yellow color  
 ant, a ring  
 ant, thumb, claw  
 ant, a claw  
 ant, lime o' clay  
 anta, perfume  
 anta " "  
 anti " "  
 anti, perfume of Arabia  
 anti, image, likeness  
 anti, a bright color  
 anti, bright colors  
 ant a king  
 ant, a vase, a jar







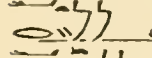
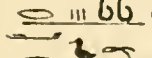
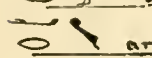
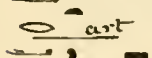














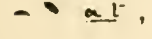


an

-  anliu, appear
-  anliu, a division of land
-  any, life
-  ansh, to exist, to subsist
-  an, to go back.
-  an " "
-  ant, incense
-  an, to appear
-  annu, to howl
-  anti, a paluce
-  ajz, to mount, to rise
-  ajz to fly
-  ajz, "
-  ajza, to mount
-  ajz, a pyramid, a tomb
-  aji, a fly or scarabaeus
-  aji, to fly
-  aji, the winged solar disk
-  ajz, mount
-  ajzjz, to mount, rise up, run
-  ajzjz, to mount, to raise, to elevate
-  ajzjz, Ajzajhis
-  ajzajz " the serpent
-  ajzajz " "
-  ajzj " "
-  ajzpi to elevate, raise, rise
-  ajzpi " " "
-  ajzru an order of priests, novices of the temple
-  ajpr, preparer of -
-  ajpr, equip, furnish, garnish
-  ajpr, intelligent, able, skillful
-  ajpr, " " "







ap, ar

-  ajzer, intelligent, able, skillful
-  arjau, course, bank of a river
-  ajsh, a tortoise
-  ajsh, "
-  ar, a gazelle
-  ar, a small stone, a pebble
-  ar, rump
-  ar, gazelle
-  ar, a scripture, book, volume, roll
-  ar, to go along, bear off.
-  ar, to mount, to ascend
-  ar, a scripture, book, volume, roll
-  arar, to impose
-  arar, seed
-  aref, seize, grasp, hold
-  aref, a packet, package
-  ari, a lintel
-  arit .
-  ari, ascend
-  arit, bottom
-  arit, staircase, hall
-  arit, house, palace, pylon, ark, shrine
-  ari, plants
-  ari, to carry off, to take, to lift
-  ari, to recapitulate, to enumerate, to remember, to recall
-  ark, an oath, to weave, the 30<sup>th</sup> day of the month
-  ark, finished, ended,
-  arki, to limit, to decree, to fix by decree, the last day of the month
-  arat, uraeus






ar, at

-  arar, ibroeus
-  aremt, quadruped
-  aver, a staircase
-  arey t
-  arer t
-  ar a magazine, a storehouse
-  arru, lree, jamb
-  arli, eyelids
-  arli, buttocks
-  bb arti, "
-  aru skin prepared for writing on. page
-  aru " " "
-  art " " "
-  arut, struggle, oppose
-  arut, " "
-  alu, crocodile
-  at, a fish, (sturgeon)
-  ata t, reed
-  alu, earth, soil, land
-  ati t, lintel of a door
-  att, barge of the setting sun.
-  at, hear, words
-  at, young boy
-  at, certainly
-  ales, crown
-  atat, to praise, to glorify
-  atat, a lad
-  atat hear
-  atat, discolour, defect
-  alalu, young people
-  alu, a young girl
-  at, domicile, house, palace
-  at, a limb, a part

at au

-  at, house, palace, domicile, residence
-  at, " " " "
-  at, a goat
-  at, a fish
-  at, grease
-  at, wash
-  at at, to consolidate, to subject
-  at ari, guardian of the temple
-  ales, fly, bee?
-  alu, fat, grease
-  ateku, apothecary, prepare medicine cures
-  atexuu, casler, smeller, founder
-  att, cabin
-  at t knead
-  at, violatē
-  alu
-  alai, to fail, to be unable
-  alu, violatē
-  alau, the evil, the guilty
- the unrighteous
-  au, a jar, a liquid measure
-  au, small stones, pebbles
-  au, born, issue
-  au, despatch
-  au, captain
-  au, chastise
-  au, rings, bracelets
-  au, chastise
-  au, "
-  au
-  au, a goat
-  au, a kind of crane

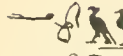
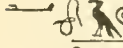

au, ay

-  au, a cuckoo
-  aui, a list, a roll
-  aut, matter, material
-  auaa, reproach
-  auacai, to violate, steal, an-


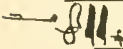


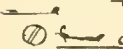



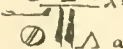
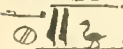







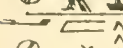
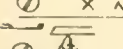
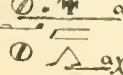
noy, to do evil, to despoil; ex:



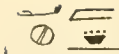

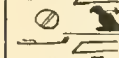
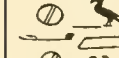
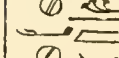
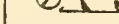
auacai p'sen sha, to carry off their crops.

-  auacai length
-  auacai "
-  auacaw, the waters of devas-


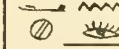



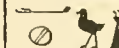

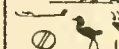
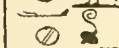

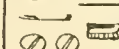









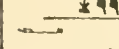


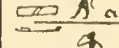



tation

-  auu, kidnap, rob
-  auu, gainsay, catch
-  ax, to suspend; ax pet, bearer of heaven
-  ax, to suspend, to turn, to bear
-  ax, to suspend, to adjust
-  ax, a reed
-  ax, an altar, a censer
-  ax, holocaust, brazier to burn incense on
-  axi, to fly
-  axi, a kind of bird
-  axem, to extinguish
-  axem, "
-  axem, bandaged, swathed, wrapped
-  axem, extinguish, wrap
-  axem, river bank, wave
-  axem, soil, earth, land, field
-  axmu, consume, extinguish
-  axem, extinguish
-  axem, "
-  axem, to fly

ay, ash

-  ayem, lamps, censers
-  ayem, extinguish, wrap
-  ayem, bandage, wrap, swathe
-  ayem, eagle
-  ayem, the branch of a tree.
-  ayem, soil, earth, land, field, part of a vessel

































vessel








-  ayemi, to soar
-  ayen, to sleep, to wink, to close the eye
-  ayt, to suspend, to bear up
-  ayu, " "
-  ax, to rise, to fly
-  ayu, a censer.  melt
-  ayu, "
-  ayu, fever
-  ayex, dragon
-  ayex, to fly
-  ayex, a griffin
-  ayai, to fly
-  ayem, force, deficiency
-  ayen, a grove
-  ayimu, an eagle
-  ayler, a lark
-  ayem a bird
-  ayuu a plant
-  ayai, to bear, to suspend,
-  ash, cry, complaint, call, invert, turn
-  ash " " " " "
-  ash " " " " "
-  ash, answer, call, declare, explain
-  ash to enter
-  ash, many, numerous
-  ash, beer jar



ash, aa

aa

-  ash, acacia, cedar tree
-  ash, Syrian acacia tree
-  ash, acacia gum
-  ash, acacia gum
-  ash, acacia tree
-  ash, acacia oil
-  asha, throat, gullet
-  ashet, a king's offering
-  ashetu, to consume
-  ashem, to fail, to miss, to envelope
-  ashem, an eagle
-  ashen, t, a bee, honey
-  ashru, darkness
-  aa, great:
-  aam, an ass
-  aa, great
-  aa, a cover, a lid
-  aa, a cornice
-  aa, while, whilst
-  aa het, to rejoice
-  aa " " "
-  aa, an ass, a donkey
-  aa, great, elder, exalt
-  aa, to aggrandise, to grow, to expand
-  aaai-u, oases
-  aaai an ass
-  aaaru, a stone
-  aaain u, influences
-  aaau t, a piece of wood, tree trunk
-  akasu, leather or a lash
-  akasu " " "
-  aamu, a plant
-  aaua, a child, off-spring, heir

-  aaau, to advance, remove, go away
-  aab t, a faot
-  aabeb, a lance
-  aabeb, the sacred scarabaeus
-  aaiui, a column
-  aait, heaven
-  aaitushanui, lentils
-  aaitushat " " "
-  aaker, circumcision
-  aakeri, bread
-  acim, a kind of stone
-  acip, to fly
-  acip, the winged solar disk
-  acip " " "
-  acip, to fly
-  acip the solar disk
-  acipet, Apophis
-  acipet, the great one of the house
-  acipet, the title of a priest in the temple, the "majordomo" of the palace
-  acipet, to creep, to crawl
-  acipet, graceful, the charm
-  acipet, grease
-  acipet, food
-  acipet, minerals in general, gem
-  acipet, great stone, granite
-  acipet, great stone, hard stone, granite
-  acipet, nit
-  acipet, small stones, pebbles
-  acipet, greatness
-  acipet, a plant, delights
-  acipet, a carriage

a

aa abiu, a great nom-  
der, very extraordinary, a great  
marvel.

a, extent, area

a, a liquid measure

afa, the vice or evil represented by  
the crocodile

aa, to rejoice, or aa

aa ape

abeb lance

aa, flesh, heir, inheritance

abeb, sacred scarabaeus

aa, grain

gart, Urcaeus

ak, to bind

akai, a plant

akai, "

amu, a title; ans, linen, fine stuff

an, to rule

ant, a kind of evil

ar, a migratory bird

ar, since,

at, labor, rule

at labor, produce

atp, to load

au, the trunk of a tree

au " " or oil of a tree

au, to read

ans, linen

ani t, steal, ravish

axem, to envelop, wrap

axni, to shut the eyes

ab, pure, priest, wash,

ab

ab, pure, priest, wash

ab, " " "

ab, " " "

ab, " " "

ab, priest

ab, heavens

ab pure, priest, wash

ab, pure, priest

ab t, washing, embalming place

ab neler sleri, incense priest

ab, liver

ab t hai, sanctuary, sepulchre

ab t hut, pure white linen

abuta, pure, right hand

ab, work, skill. the West; nami, right hand

ab-lu, works; ub, workman

aba, a carpenter; ubu, a cook

ab, pass through, opposite

ab, open, tend towards; ub <sup>light</sup> shine

ab ma, the right hand, (facing South) West

ab ha, a workman. ub, intelligence <sup>work</sup>

ab nu, whoever, whatever,

whichever it may be

aba, pass through, opposite

abu, work

abuu, work, skill

abuu, workmen, masons

ab, to cook

abi, against

abni, an inspector or comptroller

ab, unction, to anoint

ab, see, look, distinguish

ab, a terrace or court where the

statues of the Gods were exposed to public view



abu, a peristyle, an open court,

a terrace, a court in front of a temple



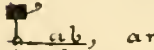
ab, to appear, to make visible



abu, an elephant's tusk



abu, to warm, to excite, zealous, enthusiastic



ab, artist, workman



ab, destroy, consume



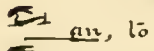
ab, wish, favor



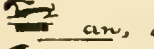
ab, a passage, a terrace, a court



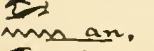
abu, to run, to spring, to dart, to despise, reject, repulse




an, to be, whilst, during



an, open




an, to be, to exist, it is a fact




an, an hour



an, to be; anet, whoever




an, shine



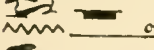
an, horned




an, deficient, ruin, light, mock




an, open




an, "



an per, a tomb



an, be




an per hct, the ceremony of "the opening of the house" or the cutting into a corpse by an embalmer



an her, to resuscitate, to disengage the head from the mummy wrappings, to recover it




an neter hu, Horoscopes




an an, to murmur



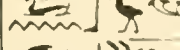
an an, to spring up



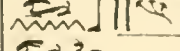
an an, to see



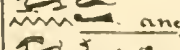
an liti, to extend the arms, to pray




an bu, a bush, thicket, grove




an bi, " " "




an ef, to be joyful, delighted, charmed




an ef, " " "



an her, a mirror



an her, " " "



an nu, we are




an ni, an assembly of mortals



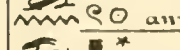
an ef, to lay low, to destroy




an ef t, affliction, dejection




an ent, beings



an nu, hour



an net, " "



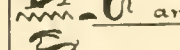
an nu, to rise, to hold



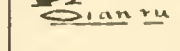
an nu, rest, repose



an net, hour




an net, a name of the double crown



Sian ru, the opener of the mouth, 10

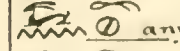
neter an ru, a priest's title



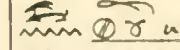
an t, a stronghold



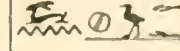
an liti, open handed, generous



an x, a strap, to dress, to put on




an x, to dress, to put on

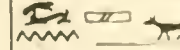


an gu, covering, planking,


sheathing



an sh, a dog, bloodhound,

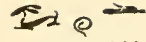
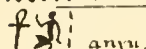
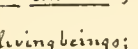
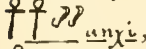

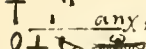
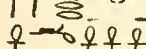
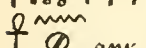


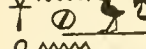



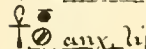



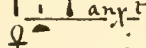
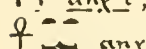
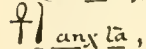

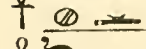
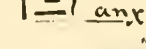

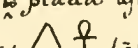





an sh, " "




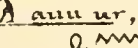







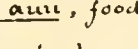
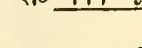
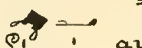



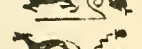















an er, a little door opener,

an, au

-  anulēn, the soil
-  anyu, living beings;  any, life, live, exist
-  anyē, ears
-  anyu, nutritious plants
-  any, a nosegay
-  any am meri, a salant, a shrub
-  anyu, food, aliment
-  any, life, living, live, to be.
-  any, a native of a district
-  any, a goat
-  anyu, "
-  any, oil of life
-  anyēt, a woman of the town
-  anyē, a flower
-  any lāui, a quarter of Memphis
-  any life, live, living
-  any am, a flower, a variety of acacia, the wood was used in making amulets
-  any t, a mirror
-  any t, an ear
-  any sett, the East, the region of life
-  any tā, living: tā forms the gerund
-  any, to swear, to take an oath
-  any, " " "
-  any telā, life everlasting, "living forever," <sup>was</sup> placed after the title of a living King:  tāt any, "giver of life" was placed after the title of a defunct King.
-  au, joy, magnanimity
-  au hali, joy, magnanimity
-  au, long, length, triumph:

au, aa

-  auui, to cut asunder
-  auui, to pillage, to wreck
-  auu ur, to ruin;  auu ur en any, the ruin of life.
-  auu, efforts, ardor
-  auu hali, generous, contentment
-  ausu, the beam of the balance
-  ausu, " "
-  auut, bread, cake
-  auu, food, an offering
-  auui, large, vast, extended;  em au, totally
-  au, the arm
-  aa, gives the sense of separation, born
-  aa, substance, beget
-  aa, to break, cut, cut asunder
-  aaaw, to beget a child, an infant
-  aaa, a liquid, a libation
-  aa i t, a servant (public or private), workmen, a brigade
-  aauxi, a dog
-  aaub, pourout, irrigate
-  ar, beget, shoulder
-  ar aa t, sons
-  aa, return
-  aa u, a dog
-  aa u a t, deceit
-  aa u, a vessel
-  aa u a, heir, child, heritage
-  aa u a u, " " "
-  aa u a, distinction, decoration
-  aa u h, a sample

aaub, to infuse, to mace-  
rate, to steep

aaui, a cell, a workshop, a fac-  
tory, a school, a magazine a wood  
yard

aaui, " " " "

aauna, authenticity, notoriety,  
real, regular

aauna " " " "

aauni t, hall, colonnade  
store house, school, workshop,  
factory, wood yard

aaunen, a cell

aaur, conception, gravidare

aaurt, a substance

aauruu, deceit

aausu, beam of the balance

aaut, go between, choose, separ-  
ate, divide; er  
aaut, between

aalenu, earth, soil, dust

aalenu " " " "

aaat, uncleanness, filth

aauna, a kind of fish

aaunauti, linen, priest-  
esses or female ministers

aaau to cease, to interrupt, to cut  
asunder

aaau, to explain, to bark

aaau, edge, border, bank

aaaua, reward

aaauh, to raise, to carry

aaauh, to raise, to carry

aaunen, hall, colonnade

aaaur, enter, go between, beget

aaaur, " " " " " " to be enceinte

aaaur, " " " " " " to be enceinte

aaaur, a great vice, a great fault

aaaur, " " " " " " " " " "

aaaur, conception, gravidare.

aaaut, to leave a place, to go any-  
where

aaauten, earth, soil, dust

aaau, a fish of the delta

aaau, Arabian incense

aaat, soil, land, earth

aaat, to cut, to wound, the sword

aaat, the barge of the setting sun

aaat, to cut, to wound, the sword

aaat, to ameliorate

aaat, an annulet

aaat, " " " "

aaat, a measure, an ell

aaat, a fish or crab

aaat, to traverse, pass over, pass through

aaat, to pass, to slip, to drop

aaat, furrows

aaat, to pass

aaat, fat, grease

aaat, an eye, to make, to see, to do, to place;

aaat ari em aat, put in the place

aaat, matte, do, place


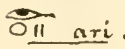


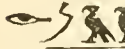
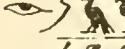




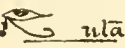

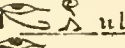
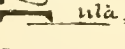
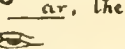


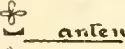
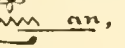

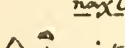
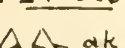

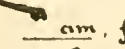
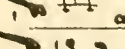

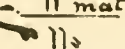
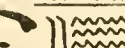



aaat Har, the eye of Horus, light

aaat " " " " the aaat









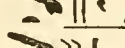


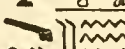




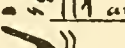









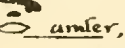





aaat Har, the mark of Horus, fire, as  
an elementary god

aaat ur an, a hair dresser

ar,

-  aril u, that has been done  
 arl sef sen, twice done, a second time  
 undertakten, made re  
 ar har kut, a garment  
 ar rilu, deeds, actions, words, underlä.  
 Kings.  
 armaa, to see, to behold  
 ar ma, a mirror  
 armaa, to see, to behold, to look  
 ar mu, to see  
 aru, fruitful  
 arit, constructed  
 ar lat, to say, a variant of  lat  
 utā, the mystic eye  
 ulau, to go, to start on a journey  
 ulā, heaven  
 ar, the pupil of the eye  
 ar an, by  
 ar hetep, basket making  
 ar hetep " "  
 anten, a calf  
 an, to be  
 afler  
 naxt, power  
 ait, a sleep  
 ak pari, curving in and going out.  
 aai, to come, to bring  
 am, fecondalör, before, in front  
 amt, road, way  
 am, race of people  
 mat, middle, witness, evidence, short  
 amti, all judicial acts are so called  
 am t the abyss

am

-  am t, inundation  
 am, a bull  
 am, "  
 am t, a garment, a cloak  
 am t, a mother  
 am, a joint of the body  
 amliu, an ejaculation, venom  
 am t, poison, venom  
 ami, justice;  amshu, justice  
 am t humerus  
 am t, middle, appoint, convention, time  
 am t, a sash, a girdle  
 amli, wave, the surface of the water  
 anti, sing, praise.  
 anti, just, true  
 am lit, in the midst, the middle, the lomb  
 am am t, a house occupied by many  
 anti, just, true;  
 anti, a sound, to call, to speak out, just  
 amti, to examine, inquest, interrogate  
 amti, when preceded by , about,  
 nearly, around, about the time of.  
 amten, examiner of condition, inspec-  
 tor of temples, monuments re  
 amni t, a battle axe  
 amiennu, repose quiet, precept  
 amler, noon, midday  
 amler, a pond or a marsh  
 amler, sometimes marks a fault; as,   
 nen amler a, I have not been  
 dilatory  
 amler, to witness, to render  
 justice

a

ca, ah

- amt, a pond or marsh
- amter, to examine, to spy, aspy
- amlér, to try, to examine
- amlér-ut, to soil, to stain
- amlet, time
- amlet, time, season, midday
- amtu, venom, poison
- amt, veins, conduits of maladies
- amlet t, to examine
- am amt, unheard
- amru neferu, good witnesses, good evidence
- amleru, to judge to examine, a
- ameru, spy, to spy, " "
- amleru, venom, poison
- amtuu, investigation, inquiry
- apt, Thebes
- apten per hemtu, harem, women's house. suten hemt, King's women; siper shentu, harem
- ayut per hich, house of the eternal horizon, the tomb; figuratively the condition of the deceased, or the deceased himself
- aminu, a minute, instantaneous, sudden
- aximu, stellar Gods, is generally accompanied by one or more stars; The guides of the solar barges
- a, minute, instantaneous, sudden
- a, " " "
- aata, scourge, enemy, out-cast
- uaa, avase, a liquid, measure

- aash, the name of a God
- aaau, clumsy, inept
- aaau, " "
- aaani, an ape
- aak, the contrary, opposed
- aabt, " "
- aanku, a class of employes mentioned in the judiciary papers of Turin
- aas, a javelin
- aaset, a stage
- iab, offerings
- afet, increase (English) <sup>cap</sup> terrible (Szechuan) (Szechuan)
- afa, satiated
- afet, to burn,
- aft, to distill, to exude.
- aft, some part of the leg, to jump to bound, to rebound
- ah, a field
- ah t, "
- ah t, a medicine, a remedy
- ahen, a weight
- ahu, to form, to model
- ahu, a field
- ah, to enter
- ah, a cow
- ahat
- aha, want, sua fault, anguish
- ah t, a cow
- ah t, movement, advance
- ahem, incense
- ai, to fix, to put in order

ak, am

am, as

ai, male  
 ai't, substance, embryo  
 akhu, the inferiors, those who adore, who prostrate themselves.

akher, sphynx  
 akher, "  
 akher, a viper  
 akher, the mythologic viper A-

ker

akat, violence  
 aka, to sit down, to rest  
 akab, to call, to cry out  
 akab, to destroy  
 akab, "

ak, to go, to enter  
 ak, "

akab lu, multiplied  
 akahu, an axe, hatchet  
 akak, to nurse a child  
 aku, violence

aksu, to lie, to bind, to chain  
 akui, lost, to lose, to injure

ak, humidity, damp, moist  
 ak, the water of the firmament <sup>above</sup>

akab, a tendon  
 am, clinch, grasp, fist

ammi, to lay hands on-  
 ammi, the fist, to seize, to grasp

am, to seize, to grasp  
 am, the insignies of the whip

am, "  
 am, a fist

amen, "

ames, the insignies the whips

am, heat, fire, consume

am, fluid

amau, rubbed with oil, anointed

amia, to mix, a mixture

amiu, " "

am, the fist

ames, the insignia the whips

anua, to labor, to work

ap, to count

ap, an account

apt, a duck

ar, a measure space

ar, superior

ark, extremity; ark, to vomit

arer, grasses

ar, rungs

ar, "

ar, grasses

as, apart or secretion of the body

as, to hasten, speed

as, a fugitive

as, when preceded by tebeh lu en- refers to the sacred utensils

as, a siege

as, to burn, to consume

asbi, fire, flame, to consume

asbu, consumed

as, haste, speed


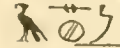

as, to mow




as, harvest





as, "












at



 aser, harvest  
 aser, "  
 at, violence, crocodile, outcast, mul-  
 tilide, to wound.



 at, violence, to wound  
 atū, a fish  
 atū, an evil doer, a high way-  
 man





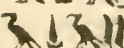
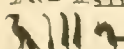
 atef, to distill, to exude  
 atef, the name of a tree  
 ateh a swan/s  
 atehu a swan/s

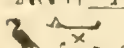


 a t, a minute, a moment, an instant  
 at, a station  
 atā, clay  
 ati, the hills

 at, distill, exude  
 atef, headdress of Horus  
 atef, the name of a tree  
 atef, a cutting instrument  
 at, outcast, enemy, scourge, plague

 at, the back  
 at (lāmer) weavers


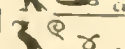


 atēb, cells  
 ati, danger





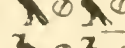
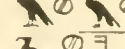
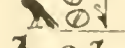
 atēp, to load, to carry  
 atā, a bed, a couch  
 at, a minute, an instant  
 atē, a chip, a shaving  
 atāi t, fraud, falsehood  
 ati, a bed, a couch

 atāt, a school, a scholar  
 au, proceeding, as it goes  
 aui, an old man, old age


3


ay, b


 auok, a calf  
 aut, the exterior covering of the  
 mummy, the outer wrap  
 auau, to rejoice, to adore  
 the forenom of the 6m


<sup>perors</sup>  
 auaua, to consume  
 ay, to shoot, to draw an arrow from the qui-  
 ver  
 ax t, a thing, a dignity, an honor  
 axax, a meadow  
 axax, evening, darkness  
 axex, articulation  
 axa, darkness


 axa, to scribble, to carve, engrave


 asha, to mow


 asha, "


 asher, a slice

 asher u slices

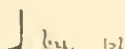

 asher, to inflame


 asher t

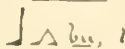
 asher t a slice

 asher t "

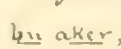
## B


 bu, place, not;  embuing in one place


 bu, a metal, a stone


 bu, to walk, pedestrian, traveller

 bu, a place, a house;  lot


























 bu aker, to say the perfect thing, to  
 speak in the right place.

 bu tā, the earth
































 bu, the fire, souls of the an nnet

 ba a metal, iron

## ba

-  bu, bestow, a mine, a quarry,  
 ba, a blade, a sharp edged instrument  
 ba, a palm tree, palm wood  
 ba, a road, highway, path  
 ba " " "  
 ba t " " "  
 ba, the sacred barge  
 baa, a road, highway, a path  
 ba, to pay  
 ba, wood  
 ba t, offering bread  
 ba, food, bread  
 ba, the soul  
 baa t, recompense  
 ba u, arrivals, convoys  
 baa t, to be astonished, to be in  
 a state of admiration, wonder, a  
 marvel, a wonderful remedy,  
 meritorious;  em  
baa t, to be in a perfect condition,  
 extraordinary  
 baa t " " " "  
 baa en jet, magnetic iron  
 magnet.  
 baa u t, a hard kind of stone  
 much used in the construction of  
 monuments in Egypt  
 baa u, marvels  
 ba b, to exhale  
 ba k, a hawk  
 ba, a mine  
 baa t, wondrous, marvel-  
 lous, miracles, wonderful things

## ba

































-  ban, no, not  
 ban ur, bad, fatal  
 ban ur, no, not  
 baner, a date tree, elegance, delight,  
 sweet;   baner  
tu nelēm lūt, sweet mouthed, sweet  
 worded  
 ban, a dart, a javelin  
 ban, a harp  
 ban, dates  
 ban, enviable  
 ba t, barley  
 ba t, food, rations  
 ba t " "  
 ba t a mine, hill  
 ba u, matter  
 ba, a mast  
 ba, illumine, shine, radiant  
 ba, obey  
 baa, to contradict; a form of  
  
 ba, illumine, radiant  
 ba, water, drink  
 ba, a portion,  
 baa, a clod, a bath, a clod, a measure  
 ba su, a leopard  
 ba ba, to boast  
 ba ba, to be clean, clear, pure  
 ba h, abundance  
 ba h, abundance, to water, to fill,  
 to inundate  
 ba h " " " "  
 ba h, to supple, to gorge




























b


















- 十 冫 ba, to fill, to inundate
- 十 犴 bakes, wild beasts in general, the larger game of the hunt
- || beb, a radical with the sense of circle, round
- || 冫 beb, to circulate, revolve, to make a revolution, to turn
- || 巾 beb, a collar
- || 辘 beb t, to turn, wheel, a whirlpool
- || 犴 beb, a Typhonian animal
- || 冫 beb, a well
- || 木 beb t, a branch
- || 冫 beb t, a place, aniche, a recess
- || 犴 bai, a hole, a cavern
- || 犴 犴 犴 bai, to dig, to hoe
- || 犴 犴 bai, " "
- || 犴 犴 冫 bai, to dig, to excavate
- || 犴 犴 一 bai, a mallet, a hammer
- || 犴 犴 冫 犴 baiu, drawers of water
- || 犴 犴 冫 冫 bait, a house
- || 犴 犴 犴 bai, a jhallus
- || 犴 犴 一 冫 bai a fig tree
- || 犴 犴 犴 犴 冫 babau, to turn, to circulate, to evolve
- || 犴 犴 犴 犴 犴 baken, a dagger
- || 犴 犴 一 犴 bast, a bench
- || 犴 犴 冫 犴 baka, to squat, to bring forth
- || 犴 犴 一 犴 bat, an ear of agriem, wheat etc
- || 犴 犴 冫 冫 baq, herbs
- || 犴 犴 犴 犴 冫 baa, to dig a hole, to excavate
- || 犴 犴 犴 犴 bau, a tree
- || 犴 犴 犴 冫 baba, to turn, to face about
- || 犴 犴 犴 犴 baba, a Typhonian animal
- || 犴 犴 犴 冫 baba t, a hole or cavern

b
















- || 犴 犴 犴 犴 犴 babau, a Typhonian animal
- mal
- || 犴 犴 冫 baba, a hole or cavern
- || 犴 犴 犴 犴 犴 baka, stupid
- || 犴 犴 犴 犴 bah, jhallus
- || 犴 犴 冫 冫 bai t, a mast
- || 犴 犴 冫 冫 冫 bairu, a boat, baris
- || 犴 犴 犴 犴 犴 犴 babaku to watch over to guard,
- || 犴 冫 bai, a kind of food
- || 犴 犴 犴 犴 犴 baku, laborers
- || 犴 犴 犴 犴 犴 bakasu, a leopard
- || 犴 犴 犴 犴 犴 bakasu, to rest, to weaken, to cease, to squat, depress, to bring forth, natted, to relax, idle, helpless, miserable
- || 犴 冫 冫 冫 burumu,
- || 犴 冫 犴 犴 冫 冫 冫 barihabuta, a fish pond, a pool, a cistern, a pool
- || 犴 冫 冫 冫 baruka, to kneel, to adore
- || 犴 冫 冫 冫 bari, a boat
- || 犴 冫 冫 冫 bari,
- || 犴 冫 冫 冫 冫 bari, a fish of d t
- || 犴 冫 冫 冫 冫 baka, tomorrow, tomorrow morning
- || 犴 冫 冫 冫 冫 buru, outside
- || 犴 冫 冫 冫 冫 bat barley
- || 犴 犴 犴 犴 冫 buluna, a shell
- || 犴 犴 犴 犴 冫 baka, shine, amount
- || 犴 犴 犴 犴 冫 bahu, jhallus
- || 犴 犴 犴 冫 冫 bai, a medicine
- || 犴 犴 冫 冫 冫 buru, a boat
- || 犴 犴 冫 冫 冫 冫 baia, a house
- || 犴 犴 冫 冫 冫 冫 buru, a boat

-  bari, a fish of L. & C.  
 bak, an oil, an ointment  
 baka, an ointment, a beverage  
 baka, a fish, the fahaka  
 beh, creatures, beings  
 beh, to cut, to rend in pieces  
 behi " " "  
 behen, to kill, to massacre  
 beh, shallus  
 behen to hunt  
 behen, to contend, to fight, to cut up  
 behennu, " " "  
 behennu, to give voice, is said of  
 a dog's barking  
 behent, to fight to contend  
 behen, to execute  
 behes, to hunt game  
 behs, a calf  
 behs a calf  
 beh t, space  
 behu, to hunt game  
 behu t, a kind of bird  
 behu, to cut, to rend in pieces  
 behs, a calf  
 behs, a calf  
 beh t, a fan, a shade  
 beh, to incline  
 beh, to refuse, reject, force back  
 behau, a fugitive  
 behaa, to fan  
 beha, to fly, to escape  
 behi, odor  
 behen, a garment, a cover

































-  behen, to cover, to dress  
 behasu, a part of the body, the gullet?  
 beh, bread  
 behu food, rations  
 behu, spoil  
 bi, a place  
 bi "  
 bi, a priest, the feeder of the Afai  
 bi, to bring, to carry, to give  
 bi, to rejoice, ecstasy  
 bek t, the morning watch  
 bak, a hawk  
 bak, to sink, disheartened, to be pres-  
 sed down, without spirit, miserable,  
 catastrophe  
 bekaian " " " "  
 bekaian, the place of rest, the  
 mystic name of Etades.  
 beka, to rest, to weaken, to cease  
 to squat, depress, bring forth,  
 naked, to relax, idle, neglectful,  
 helpless, miserable  
 beksu, a balance  
 beksu "  
 bakasu, a leopard  
 beket, to stop, to rest, to squat  
 beka, naked  
 bekbek, to squat,  
 beki, waste, deficiency, void  
 bekesu, gullet  
 bekesu, "  
 bekes t, little, poor miserable  
 bekasu, a dagger

-  bek, a palm tree, an ointment
-  bek, a palm tree blossom
-  bek, palm wine
-  bekheit, a city
-  beki, to decrease, to descend, the subsidence of a river
-  beken, an altar
-  bekennu, warrior, spearman
-  bekenken, the insignia
-  bek, an oil, an ointment, the stick
-  beki " "
-  bekenken, the insignia, the stick
-  beker, a seat, a staircase
-  beken, a balance
-  beksu " "
-  beksu " "
-  beka, light, to shine
-  bekatu tomorrow, tomorrow mon.






























ing:

-  behit, " " " "
-  ben, no, not
-  ben, to pollute
-  ben, Phoenix:  ban, date tree
-  ben, protection, warmth
-  benr, dates, sweetmeats, sweets,
-  bener, sweetmeats, preserves
-  here, to circulate, to turn, a circuit
-  ban, bad, fatal, unfortunate
-  bana t, a palm tree
-  bana, palm branches
-  benben, delights, delicious
-  benben, mood of the palm tree
-  benben, to make water issue from






























its source

-   \* benben, cast stone, lip
-  benen, a circle, a ring, a hoop, amulet
-  " " " " " "
-  benben, a palm branch
-  benen t, the ring of a hippodrome
-  benen, the jhallic name of Horus
-  benben t, the roof of a house
-  bennu, bad, fatal, unfortunate
-  benef, warmth
-  benen, a serpent
-  bennu, no, not
-  bennu, Phoenix, Myticorax
-  benenhu, to invert, to turn away, to pervert, a pervert
-  bener, date palm, sweet
-  bener " " " "
-  bener, the outside, the way out
-  bener, the road, outside, the way out
-  benen t, a palm, date tree
-  bener a palm, date tree
-  benra, " " " "
-  bennut, a kind of stone
-  bennu, a sun, a chisel
-  bent, to lie, to be mclage, to swathe
-  bent, powerless
-  bent, to fall
-  ben t, a harp
-  bent " "
-  ben t, an ape, cynocephalus
-  bent " "
-  bessasi, apes
-  bent, a measure of dates, excellent












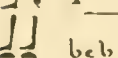
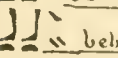



















ben, bes

-  ben t, a girl, a daughter
-  ben t, mammae, the breasts
-  benx, to cut, to saw
-  bensh, the lock or bolt of a door
-  benben, capstone, roof
-  bennu, no, Phoenix
-  ber, the eye
-  ber, enviable
-  ber u, boils
-  berber, capstone, pyramidion
-  beru, the roof
-  berk, oven
-  bes, to bear, to transfer
-  bes, a figure, a sacred image, God Bes
-  " " " "
-  bes, to depart, to go out, to rise, to be promoted, an occurrence, to pass, to happen, to confer.
-  best, " " " " " "
-  bes, dilate, pass, follow, transfer
-  bes, a skin, leather
-  bes, to transfer
-  bes, protection
-  bes, warmth, vital heat
-  besa "
-  besau, a female with a tail behind
-  besbes, a species of duck
-  besbes, a medicine
-  besi, to depart, go out, to rise, to be promoted, an occurrence, to pass, to happen, to confer
-  besi, ?
-  besi, a swelling, a tumor





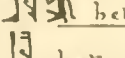

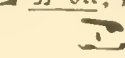




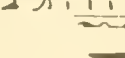












bet

-  besii, to transfer, to pass from one place to another
-  besi " " " "
-  besk, the bowels, viscera
-  besni, warmth
-  bes, an ointment, a balm used at funereal preparation
-  best, a log
-  best, a name of the old empire
-  best, bread
-  best, a beam
-  bes, dates
-  bes, an animal whose name was given to the God Bes; Bes is an element in all the names of the XXVI dynasty
-  besia, behind the back, protection
-  besi, " " " "
-  besu, a dagger
-  bes, a figure, a sacred image
-  bet, wicked, abominable
-  bet, evil
-  bet, barley, grain
-  " " " "
-  " " " "
-  " " " "
-  " " " "
-  beten, the place of torture
-  beten, an odoriferous plant
-  bet, iron:
-  betsh, to decompose, to corrupt
-  betsh, lazy, slow, weak, humble
-  betsh, lazy, slow, to injure
-  betsh, lazy, slow, revolt

bet


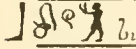


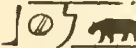






-  betsh, lazy, slow, revolt,
-  bet, a resin for purification
-  bet, abominable, bad
-  bet, abominable, infamous
-  bet, barley, corn
-  bet " " "
-  bet, a place
-  bet, a elephants' tusk
-  bet " " "
-  bet, a pastor, shepherd
-  betā, a gift
-  betā, infamous, evil
-  betā, infamy
-  betā, a stream
-  betā " " "
-  betā, an ape
-  betā, barley, corn
-  betā " " "
-  betā " " "
-  betā " " "
-  betā, to fight, to vanquish, vanquish
-  betā, to run
-  betā " " "
-  betā, cynocephalus ape
-  betā, apes
-  betā, culpable, convict, malefactor, scoundrel
-  betā " " " "
-  betā " " " "
-  betā, the evil hearted
-  betā, guilty, convict, bad
-  betā, bad, infamous
-  betā, boatman

bu








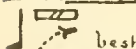





-  belēnu, to rebel, a rebel
-  bet, barley, corn
-  betā, a ligonast
-  bet, iron
-  bet, a workman, mason
-  bet, a resin for purification
-  bu, negative particle 'no', a place, ex: embah bu nebu, in the place of people all, is publicly
-  bu, wood
-  buia, infamous, hateful
-  buk, palm wine
-  bu'ru, out, outside; am nen ek peri bu'ru malenu nel, benot thou go out of road any, ie do not go out of the road - ma ei bu'ru, an answer to get forth, depart
-  bunt, dates
-  bu'ru, out, outside, the exterior
-  buk, 'not thou'
-  buu, rolls, papers
-  buler, workman, mason, "
-  buluru enmut, criminal punishable by death, capital crime
-  bux, belly
-  bu, head, archon, nose, head
-  buu, archon, chief
-  buuu, very well, very happy
-  buua, nondescript, common, small
-  buua, heap, pile, a night
-  buua, a great man, a chief

bu, bex






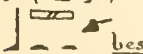
an archon, the eminent, the wonderful

-  bua, to praise, to exalt
-  buau, to boast
-  buaui, walking, along
-  bexeb, a tree or plant
-  bexem, behemoth, hippopotamus
-  bexen, to cut, to saw
-  bexen, green basalt
-  bexen, a storehouse
-  behent, a retreat, a residence
-  behennu " "
-  bexent, a retreat, residence, a fort








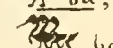
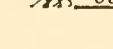

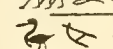
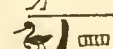






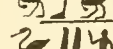












a store house

-  bexen, a pylon, a fort,
-  bex T, a tower
-  bexax, to refuse without exception
-  bexex, fire
-  bexexu "
-  bey, to bear children
-  bexen, green basalt
-  besh, to vomit, spittle, to pour out, ston
-  besh, to wound, wounded
-  besh t a variant of 
-   betsh hial sen u

their weak hearts, the weak hearted among them. weak, cowardly, timid, to revolt


































-  besh t, to revolt
-  beshlā, "
-  " , "
-  " , "
-  " , "
-  beshh, "

ba































-  beshlāu, the rebels, hostiles
-  beshui " "
-  beshl, weak
-  beshl, to revolt, hostile
-  bashes, incense
-  x beshat, revolt, hostile
-  ba, the soul
-  ban, souls, The souls of the Gods, the Kings and also their mills
-  baura, a book
-  ba, a hoe
-  ba, a metal or stone
-  ba, to saturate, to inundate
-  baenshas, a workman's tool
-  baru, a well, a ditch
-  baK, an ointment, a beverage
-  baK, the planking of a vessel, a ladder
-  baba, a typhonic animal
-  bai u, attendants in a temple
-  baK, servant, laborer, worker
-  baK, " "
-  baK t, a province, district, city
-  baKa, a gorge, a valley
-  baK, a city
-  baK, rent, duty,
-  baK, a servant, carved, to work;
-  baK em nub, worked with gold, gilded
-  baKi, to envelop, to cover, to swathe
-  baK, work
-  baKu, merchandise
-  baKa, to conceive
-  baKa, city, town



ba

-  baki t, a city, a town
-  bak, fine oil
-  baka " "
-  bak t, an ointment, a beverage
-  ban t, to bandage, bind, strathie.
-  basant, to incrust, to cover with a metal
-  balēnu, covered, enveloped hidden
-  bat, bread, consecrated bread
-  banu, dignitary
-  baxen, basalt
-  bushesh, incense
-  bat, barley, corn
-  batu " "
-  ba, the soul
-  ba, a place, a house
-  ba, the soul;  metet-ba, a priest
-  ba, " "
-  ba, book
-  ba, " "
-  bak, in front of - sore in presence of - be
-  banit, to eat food while it is warm
-  ba, a tree
-  bak, a hawk
-  bak, ship or wreck
-  ba, the soul
-  bak, a hawk
-  beb, a collar
-  basha, to cut, to cleave
-  bak, a hawk
-  bak " "
-  bak t, the gullet
-  bak, weak, dejected, miserable


b


-  bak, an olive tree
-  bak, to conceive
-  basti, a field
-  henhen, capstone, pyramidion
-  ben, column with palm capital
-  hennu, Phoenix
-  berber, ebullition, fervor
-  bat, bad, hateful, infamous
-  batnu, the breasts, the mamms
-  batu, bad
-  batu, a metal stylus used in unguents
-  bua, a magistrate, an archon
-  batu, infamous, abominable
-  bex, to bring forth
-  hetsh, lazy, slow, miserable, revolt, wretched
-  hesh, to pour out, to film, vomit
-  bat, abominable
-  bassu, a dagger.  xeef, avoid, refuse, oppose
-  baef, to put away, to stifle, to refuse
-  batu, an ointment, a funeral bal
- sun
-  ba, the soul
-  bai, a priest's title, 'feeder of Apsu'
-  ba, a pasturage
-  banet-batu, a religious feast
-  ba, iron
-  ba, personal merit
-  " " " "
-  " " " "
-  " " " "


f


F




sometimes represented as 20. he, him, it


 fi, to carry


 fi, to bear, to carry


 fi, to bear


 fa, canal


 fa, to bear, to carry, to raise;  fa her, to raise the head;  fa lut, to raise the hand-


 fa, to bear, to carry


 fai u ushai u, letter carriers


 fai ushi u, " "


 fa, to mount,


 fekt, reward.


 fa, millions


 fai, a palanquin, a handbarrow


 fai, an offering


 fanel, disgust, dishearten


 fi, disgusted, revolting.


 filu, a kind of wine


 fa, veneration, respect, religious fear


 fek, a title of the High Priest of Hermopolis, in D.E. also a priest of Osiris in Thebes; an allusion to the tonsure


 fek, to invade


 fekau, reward, fulness

 fek, " "


 fek.u, " "


 feka, reward


 'eka, "


 fekau, abundance, rewards


f


 fekan, to eat


 feka t, river or wash gold


 fekt, a bald or shorn man, a priest


 fenka, to chew


 fenka, "


 fennu, dirt, bad,


 fennu, the impulses of the heart, the emotions, 'breathing of the heart'


 fent, the nose


 " "


 fer fent, a worm

 ferenti "


 fenti the nose


 " "


 " "


 fet, disgust, to fail, revolting, repulsive


repulsive


 fenuk, to beget one's self


 fet, a plant,


 fent, the nose


 fet, sweat, perspiration


 f.eklek, to disperse


 fetka, to sink


 fetfet, an ointment, a spice


 fetkani, to perspire, sweat


 flu, four, 4


 flu, nostril

 fet, disgust, revolting, repulsive

 fet, four


 fa, to load, measure


 fa, to carry, to bear


 ferfet, a worm


h


h


 jetek, to carry off, to destroy, to break


 feteka, " " " " " "


 feliit, a plant


 felu, disgust repulsive, revolting

 fex, captives


 fex " "


 fex, to untie to undress to strip, to deprive, a general idea of dismantling, destruction


 fex, a girdle


 fek, a recompense


H


 hi, to strike, to mow wheat, to press, to drag, to go along a road, to go up (the Nile), to augment, to grow, to invade, to touch with an instrument


 hi, to drag


 hi, " "


 hi, the size of a river



 hi, to get rid of, to put out, to thrust out


 hi, to draw, to drag


 ha, corn


 ha t, a house


 ha, to rejoice, to adore.


 han, the limbs;  apt han, the heads of the limbs, the extremities


 ha, and, with.


 ha, to strike.


 ha, a scepter, to touch


 han, limbs, self, the flesh, the body



 ha, flesh



 ha, " "


 ha, to fill with water, to inundate


 han, flowers


 hoai, assuredly, by all means


 hau, to adore, to rejoice;  hau, rustles, sorfs


 haa, to adore, to rejoice;  haa men ja maa of her s'heb. They rejoiced to see him celebrate a festival


 haa to rejoice, a million


 haben hen, chess or draughts


 hen or hena, and, with


 hannu, a vase


 han, to fill, to be filled, to be full


 hap, the Nile


 hap, " "


 hann, to be full, to be imbued


 hata, impurity, unclear

 hata, compel

 halā, a bench, a mat, a bed

 han, a sheaf, a cane

 hau, to offend, to unclean

 han, a cane, a sheaf

 han, authority.  han men ja maa of her s'heb. They rejoiced to see him celebrate a festival

 han, to rejoice, to adore

 hax, holocaust































 hul, clay






























 hul, a rock, a stone, a shrine

	hau set, things
	hat t, a place, a location
	Ha her, a serpent of Hades
	Hap, the Nile
	haa, a child
	ha, mistress, princess, regent
	hes, a cow
	hes, a liquid
	hesti, to strangle, to suffocate
	hesm, " " "
	hesm, to suffocate
	hesmet, to suffocate, to strangle
	hesm " "
	hesem, the Destroyer, wolf or hyena
	heat, a cow
	hes t, "
	heset, to strangle
	hannu, a youth, a child
	han, " " a girl
	han, " "
	hannu, youth, child, girl
	hannu nesere, young recruit
	han, young recruit
	han, " "
	han han, repulse, return
	heb, a wall
	heb, an ibis
	heb, to fish
	heb, "
	heb, a festival, a feast, panegyric
	heb, a triumph
	heb, a festival, a triumph, to return
	heb, a festival, a feast

	heb, to fish, inundation
	heb, to fish, drawing nets
	hebset, thirty year-festival
	heb, a priest singer
	heb, some kind of earth or stone
	heba, a game or pastime
	hebi, to play a game
	heba, " "
	hebi, to make fun of
	hebai, the finger-nails
	hebai, to play a game
	hebi, guardian of clothes
	hebet t, rough water, a whirl-pool, inundation
	heb heb, the source, to flow
	hebi, a fowler
	hebi, a cupboard, a closet, a press
	heben, "
	heben t, to submit, to be humiliated
	hebet, stagnant water
	heben, to return
	hebner, a cattle for offering
	hebnet t, honey
	" "
	hebnetu " "
	" "
	hebenben, submit, humiliate
	hebner, a cattle for offering
	hebennu, to submit, humiliated
	hebnu, to plough
	hebner, honey
	hebes, to clothe, to cover, to protect
	heseb, to meditate, to estimate, to

think, to calculate, to converse

-  hesed, " " " " " "
-  hebesui, a woman
-  hebes, to clothe, clothes
-  hebes, feast, festival, panegyric
-  hebu, clothes, to clothe
-  hebes, " "
-  hebu, to recrow
-  hebes, clothes, to clothe
-  hebt, foam, froth
-  heb, to cut
-  hebt, in the act of crying
-  hebt, weeps, wail
-  heb, to celebrate a festival
-  hebu, a walled enclosure
-  hifi, a snake, a viper
-  hifi, " "
-  hifa, refrigeration
-  hifa, a snake, a viper
-  hifa, " "
-  hifa, a gigantic serpent
-  hifit, to fly, to alight
-  hifi, to fly
-  hifa, to crawl, to prostrate, to humiliate one's self.
-  hifi, a snake
-  hifi, a viper
-  hefen, to squat, crawl, bend low
-  hefen, crawl, prostrate, humiliate
-  hefennu, a ladyfish, expresses a great number, 10,000
-  hefen a lizard, numerous
-  heft, heft, to squat, to sit, to test

-  heft, heft, to sink, to float away, to drift, to let one's self drift
-  hfu, to crawl
-  heh, numerous, many
-  heh, aion, age, eternity, time; 
-  heh telu, time and eternity
-  heh aru, old wine, a kind of wine called 'next' in Coptic, it was a ration in the Egyptian army
-  heh, to search, to seek, to provide
-  heh, " "
-  heh, gram
-  heh, to wander, to search, to provide
-  hehi, " "
-  hehi, the soles of the feet
-  heh netu, primordial God
-  heh, the inundation
-  heh, an oil or grease
-  hehes, a bird
-  hehtet, the name of the two bands which were wrapped around the mummy's head
-  hab, a plough, to plough
-  heha, naked
-  hehai, to drive back, repulse
-  hehas, to hide
-  hehai l, task.
-  hehi, behind.
-  hehi, task
-  hi, to go towards
-  hi, a canal, water
-  hi, to inundate
-  hi, wheat, corn

he an enemy  
he wheat  
he inundation  
he an inspector, over-see, a spy.  
 a detector of fugitive slaves  
he to search seek, to come with diligence  
he to strike.  
he to drag, a battle  
he means take  
he to govern, to give laws, to rule  
 to pronounce magical formulas  
 magic writings  
he a hymn  
he to drink  
he to rule to govern  
he an address  
he preparation for embalming  
he a discourse  
he  
he  
he to salute  
he to supplicate  
he to prepare for embalming.  
 many  
he  
he  
he to offer praise, to welcome to  
 same  
he an announcing, to announce  
he a discourse  
he one of the offering  
he a spare and  
he to give laws, rules, to pronounce  
 magical formulas, magic writings

he to give laws, rules, to pronounce  
 magical formulas, magical writings  
he to rule, to govern, to direct  
he to be hungry  
he hunger, to be hungry  
he hunger, starve, famish  
he  
he  
he  
he hunger, to be hungry  
he a kind of antelope  
he beer  
he  
he  
he  
he a frog  
he a queen  
he the faculty of  
he magic a charm  
he  
he  
he  
he  
he  
he  
he to brew beer  
he hemp  
he  
he paper  
he  
he part of a plant  
he an eternal malady  
he salt  
he salt

hm, hn

- hma, salt
- hema, to tie, bind, attach, connect
- hemaka, a dark red gem
- hemat, an open apartment
- hemui, glass
- hemit, salt
- hamu, a sweet scented plant
- hent, please
- heman, number eighty, 7:50
- hem, to mount, to go towards
- hems, to sit, some kind of offering
- hent, a jackall
- hen, to rule, to elasp
- han, to rule, majesty
- hen, a ring
- hna, with, and, by means of,
- hna tut, 'and a word'; it is

the title of a new paragraph, or separate notice, in hieroglyphic writing, also a special communication

- henba, to add
- henbit, territory
- henbu, to take, to carry away
- henbi, a source
- hier ru her, a struggle,

to drag

- hened, to take, to carry away
- heneb, to cultivate the soil,

agriculture

- heneb, cultivable soil
- henek, a gift, a donation
- henek, beer, (huk, nasalised)

hn

- henek, to take, to receive, to acquire
- henek, a gift
- henehnt, fruit scent
- hennu, to adorn, to order
- hent, utensils or tools for any craft,

mason, soldier or forest ree

- heneh, unclean, unclean, unclean
- hanuh, a sickly condition
- han, to fill, to be full
- han t, to strive, to refuse
- hant, amiss, a protest, a regret
- hent, " " "
- hent, consecration, to consecrate
- hennut, rules
- henti, a vase
- han, to rule
- hent t, a fountain

- hent, to rule
- hen u the limbs
- hen, to adore, address, to speak, call
- hen, to repulse, force back, retrograde
- hennu, duties, fulfill, charges, an

minister, furnish

- hennu, " " " " "
- hen, that which is not right, opposed to good, reprehensible, forbidden

bidden


- hent, " " " " "
- hant, a surveyor or geometer
- hent, a lance
- hent, cultivable soil
- hent, the balance, the scales
- hent t, the family


	fen
	hentki, carpets
	heni, to move
	henket, the throat
	henkset, a lock of hair, braid
	henksti, mane
	henktu, a balance, a jar
	hen, to block, to cumber a road
	hen, careful
	hen, envy, malice
	hen, a vase
	hen, a cycle of 120 years
	hankt, a territory, a wall
	hen hen, to turn back
	hen hen, to return, to agitate
	hen, the barge of Socharis
	henen, a phallus
	henen, a peasant, to till the soil
	hannu, indecent language, falsehood
	hannu, to till the soil
	hannu, whatever you please
	hannui, agriculturist agricultural work
	hennu, a young girl
	hennu, a vase
	hennu, to fill, to be full
	hanen, a hoe
	hanenu, hoed, to hoe
	henenu, to move
	henenu, a surveyor, geometer
	hens, narrow, close
	hensi t, the hair
	hent, a lake


	hjo, hr, ho
	hentau, a lizard
	henti, a pair of horns
	hent, furniture, house garnish
	henti, to cut, to slice, to immolate
	henti, a cycle of 120 years
	henet, to take, to carry away
	han, a crown
	hent, to strike, to repulse
	henen, to cut, to slice, to immolate
	hapi, a duck of the Nile
	Hapi, The Bull Apis
	heset, the post of danger
	heset, to extend the arms in adoration
	hapi, to retrograde
	heserer, to circulate, to wander about
	heset, to embrace, an armful, to fix one's self
	heset, to hold, to hold together, to stick
	her, to go, to leave, to fly, to finish
	her, a road
	herer, a serpent of Hades
	her, and
	herlu, an intestinal worm
	henu, to repel by a glance of the eye
	hes, to please, to obey
	hes, to strike, to pierce, to paralyse with a glance of the eye
	hes, obedient
	hes a sing, I praise
	hes, to sing
	hes, " "
	hes, to strike, pierce, paralyse with the eye
	hesi, to pass, traverse, go through
	hes, " " "

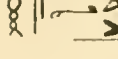



hes

 hesi, to sing, to play upon an instrument, to celebrate, praise, applaud, command, demand, want.


 hes, excrement

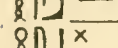
 hesa, the arms and the legs


 hes, to sing, to play on an instrument to celebrate, praise, applaud, to command, demand, to want


 heseb, to estimate, meditate, think, to calculate, to converse


 heseb " " " " " "

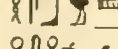
 heseb, to skin, peel, scrape, cut


 heseb, a kind of mosaic


 hesebt, a rope

 heseb, a vineyard


 hesebu, porcelain

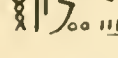
 hesebu "


 hesu, to order

 heset, to cut, to decapitate


 hesm, a wild beast of Palestine

 hesmi, the left


 hesmaa, natrona, mineral alkali.


 hesmen " " " "


 hesmen, purify, purge, menstruate


 hesment, " " "

 hesmentu " " "

 hesmentu " " "


 hesep, an agrarian measure

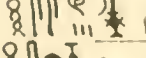
 hes, to pierce, to strike


 hesau, a liquid used in


het


medicine


 hesau, a vase


 hesou, to burn


 hes t, a jar


 heses t, "


 hesep, a nome, a district, vineyard

 hesep t " " "


 hespi, a branch


 hes, the sacred heifer (Isis) adored since the time of the old empire

 hes, a vase

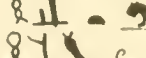
 hetebu, to kill, to compel, to force

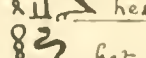
 hetebu " " "


 heti, to lie down, to stretch out, to rest


 heti, to spread, unfold, extend wings


 heten, an oil jar


 hetem, to strangle


 hesmut, a lioness


 hetem, to fill


 het, a mace

 het, oppress


 het, silver or steel


 hetennuna, to fast, deprive

 heten/heten, " " "

 hetet, light

 het, an offering of food











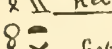



















 het, bread

 het a kind or quantity of bread


















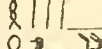


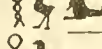








 het " " "

 heli, the throat

 hetera, time, season, a change

-  heti, the throat  
 hetet, a hyena  
 hetii, "  
 hetii "  
 hetib "  
 het, impurity, unclean  
 hetā, to afflict  
 hā a kind of food  
 het, to touch, to consecrate  
 het, a region, a canal  
 het, to touch, to consecrate  
 hetā "  
 hetā, a mat, a bed  
 heti, that which is consumed by friction  
 heti, the heart the stomach  
 heti, a lance, a javelin  
 heti, the white, silver crown of U. Egypt  
 heti, lungs  
 hetet, the lungs  
 hetāu, to tremble  
 hetat, the spar or yard of a sail  
 hetem, the place of annihilation  
 hetemu, obscure  
 hetmi "  
 hetkau, a door  
 heten, a ring  
 hetep, net, to catch  
 hetenu, to be obliged. to give some-  
 thing, to pay tribute, duty or  
 revenue  
 hetēr " " " " "  
 hetēri, to be with something, to be

attached to - obliged to -






















































-  hetepjeru, a builders' square or  
 compass  
 htar, time  
 htar, horse  
 htāra, horses  
 htar, a horse, an oxteam, a couple  
 htar, charge  
 htar, tribute  
 hetēs, to fill, to fulfill, to close, to  
 accomplish, to shut  
 hetii, place of suffocation  
 hetēru, to detail, to give, to attribute  
 hetēru, revenues  
 hetep, a table, space  
 hetep, offerings, food, edibles  
 hetēr, a horse  
 hut u, onions  
 hui, to enumerate, to draw up a list  
 hu, to strike, pluck  
 hu, a phoenix  
 hu, wit  
 hui, "  
 hu, corn  
 hu, "  
 hu, drive  
 hu, taste  
 hu, to strike, a delinquent, delinquency  
 hu, genius, spirit, aliment  
 hu, corn, food  
 hūa, corn ships, boats  
 hui, light

























































hu

hu










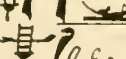









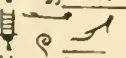







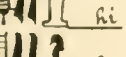



- hua, a stick or cane
- hua, a dwarf, buffoon, jester
- hui, to tear the hair in sign of grief
- huiui, light
- hura, to pillage, to attack with the intent of pillaging
- huru, to fail of a thing, want, deprivation, as, want of sleep etc
- huru " " " " "
- huruna, courage
- hut, an offering, a table of offerings
- hut, a bundle
- huuaau u, filth, dirt
- huau, excrement; filth, fermentation infectious odor, to corrupt a woman
- hu, to repair
- hu, a vow, a desire a wish
- hu, 'substance (of his words)'
- hu, a calf
- hu, shins, tibia
- hut, to grieve
- hua, filth, stink
- hua, ground to dust
- huau, filth, to soil, to dirty
- hua hua, filth, dirt
- huua ti, to fly
- huru, tranquil
- hu, a finger or a club
- hu, a seal, to seal
- hu, " "
- hu, of prison, imprisonment
- hu, to imprison

- afimer, a beast
- heho, raise
- hak, to go, all, to enter
- am, cattle
- um, in, with, on, with herd.
- hai t, sealed with clay
- ihami, a gum of the ebony tree, mixed to anefer
- hui, a black gem, hematele
- hamt, the hair
- umu, a badge or
- kemhu, foliage
- kemes, an attribute of Ra hant headed
- amu, a gentile
- amu, Asiatic
- kem, to find, to discover, to perceive
- hameh, to see
- henu, space, measure
- an ointment
- to return
- hut, hour
- huta, people of hours, watchers
- hut, hour
- hiet a goat
- helu, "
- hui, time
- het uny, a mummy
- hetu, a goat, a kid
- hu, one half
- he, commence, beginning, essence
- ha, heart



























-   ha, precede
-   ha en nu, the chief of a city, a governor
-    ha en nu, " " "
-   ha, a chief, a leader
-   ha en nu, chief of a city, governor
-     ha en abt, the chief of the  
lombs, the chief of the Madiai  
police
-   ha her, title of chief priest, the com-  
mander in chief of an army
-    ha en a'er aa, the  
chief of the great river
-     ha p'asi en nu t, chief  
of the notables of the city
-    ha en nu t, the chief of  
the city, the Governor
-   hat mensh, bow of a vessel
-   hat et, one of the seven oils  
of offering
-    hai enti ash, cedar
-    hat enti mennu, an  
eastern oil, may be olive oil
-   hat, chaos
-   hat, beginning, commencement,  
cover
-   halu, predecessors
-   hat, the heart
-   hathu t, food
-   hati, heart, will, intention, plea-
-   hati, sure, to be pleased
-   hati, oil

-   hati, oil
-   halu, commander, governor
-   hat, bullocks were being fattened
-   hasheta xamer, an Hierarch
-   halu, forehead
-    hau, chief, leader
-    hau ti u chiefs, leaders
-   hat, crops
-   hau, a limb
-    hau t, to precede, to go first
-  ha, moderate
-   ha, master, ruler
-   ha, a tablet or stela, or a place cut on a  
rock for an inscription, any tablet  
mural re
-   ha, " " " " "
-   ha, number, account, condition, state,  
quantity
-   ha, to command, to govern
-   ha, duration, time of life
-    ha, a life time, a duration
-    ha, a station at which the Sun arri-  
ves in his course across the heavens;  
the said course being divided into  
hour angles or stations
-   ha, then, now then, at the time
-    ha, to stand, to remain, to be ready
-   ha hati, firm hearted
-   ha, good
-   ha, a transport
-    ha er hati ef, to stand be-  
fore him

ha, hi

-  hath, a vase
-  ha, a transport boat
-  hi, a stela, a tablet, or surface for inscriptions <sup>non</sup>
-  nemema a wine press
-  ha u, magazine, provisions, depot
-  ha, a pile, a lot
-  ha, a station, a place
-  ha, to support, sustain, prop
-  ha, " " " "
-  hai t, the place of rest, the tomb
-  hai, a transport boat
-  ha, a sacred serpent, a geni
-  han, derived from  ha, to stand: now then, then;  ha en ari-luu, now then they made -
-  ha t, the home of duration, the tomb
-  ha t, " " "
-  ha t, a large pile, or a heavy weight
-  hau, a tablet
-  hau u, tombs
-  hau, a kind of stiel
-  hau, a transport boat
-  ha u, stations
-  hai, a tablet
-  hai, time
-  hai, the principal chamber of the tomb, the one where the mummy was deposited
-  hi, a tablet, a stela
-  hi, " " "
-  hi, an image, a likeness
-  het, to exult, to rejoice
-  het, crown

















ha

-  het, hard, stiff
-  ha xas, "of the two stools", title of an official; Pharaoh and his queen had seats carried about for them by an official of this title
-  ha shet, title of an official, Master of the wardrobe;  ha shet neb t accountant of all the breech cloths
-  ha, head, over, on, behind, North in telling the cardinal points the Egyptians faced. to the southward.  resh, the South
-  ha, behind, an ambush, back chamber
-  hau, the limbo;  ha, augment
-  hai, war, discord
-  ha, to sack, to ruin, to destroy
-  ha, light
-  ha, back of head, behind, to turn the head (face) away from, to neglect, negligent
-  ha, " " " " " "
-  ha, front dwelling
-  ha, a kind of vegetable or seed
-  ha, dust, stink, filth
-  ha, besides, back
-  haabi, to jeer, to mock
-  haui, to lie in wait, to watch
-  haai, war, discord
-  has, to cry, to lament
-  hai, anger
-  haat, spoon
-  hai, to give light, to hear
-  hau, women who were child


hi

to lament at funerals, representing  
the weeping sisters Isis and Neph-












thys

-  hait, a canal
-  haiiu, to obstruct
-  hairu, to destroy
-  hai, destruction
-  hab, a parallelogram
-  hab, a captive
-  hab, "
-  hak, a ruler, King
-  haka hals, affliction
-  hakt, a captive
-  ham, to fish
-  " "
-  hamu, to fish, to hook
-  hanur, to watch, lie in wait
-  hanuru, joke, contradict
-  hapi, to run, to hide, conceal, en-














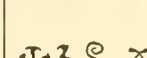

velope

 hapi, to protect, to hide, conceal,



envelope

-  hapesu, to hide
-  hapesu "
-  hapesu "
-  hapesu, to run, hide, envelope
-  harsu, a flower
-  hasu, a hammer
-  hat, to net, to traps, to noose, snare
-  hat, the place of torture
-  hat, a net
-  hat, to spread the wings, to fly
-  hat, a net or bag


hia, hi

-  haut, fear
-  hateti, a trap
-  hatur, to knit, to distort
-  hat, a moment,
-  hat, a bier
-  hat, rejoice, proclaim
-  hat, sudden
-  hati, to snare, to traps, to noose, to
-  hatt, to spread the wings, to fly
-  hati, sore eyes
-  hati ni, to twist, to tie,
-  hauu, first fruits, rustic, surplus
-  hau, surplus, advance
-  hauui, rain
-  hau, rustics, the common people,


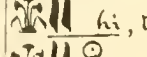

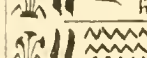
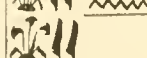



the populace

-  hauu, nakedness
-  hau, a part of a chariot, a balance



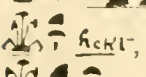




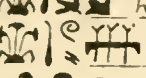

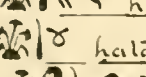

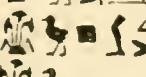



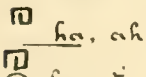

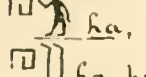
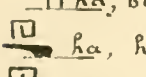
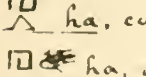
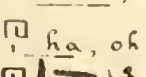



beam, a cleaver, a chopper

 hau u nebu u, all those


who are behind, i.e. those who are  
to the Northward, as the Egyp-  
tians faced the south, as we face the  
North in marking the cardinal  
points

-  hau xet, an intoxicating beverage
-  hi, to cry, to lament
-  hi, light
-  hi, papyrus
-  hi, to drag, to push along, to convey
-  " " " " "
-  hi, to be naked
-  hit, a large hall or room






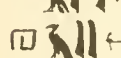
























fu

-  hau, to fly, to ascend
-  hit, to set a snare
-  hit, the two lights, the sun and moon
-  hakt, to take, to seize, booty
-  hiek, captive
-  hajs, to hiao
-  hajt
-  hajt
-  hajt, a spy
-  hajt, "
-  hajt, an ingredient of perfume
-  hata, to cry, to lament
-  hatui, rain
-  hati, affliction
-  hati, a pair of bellows.
-  halu, a knot, to tie
-  hatiu, knot, lies
-  hau, an adult, a man
-  hau, a spy, a deserter
-  hu, more, how, besides
-  hu, a serpent
-  hauu, augmentation, increase, growth
-  ha, corn
-  ha, ah! oh!
-  ha, time of day
-  ha, time, period, epoch
-  ha, ah! oh! hail!
-  ha, before
-  ha, husband
-  ha, come forth
-  ha, a goose, a duck
-  ha, oh! ah! hail!
-  ha, husband, man, male






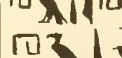















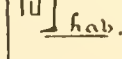
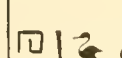
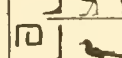
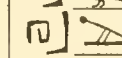
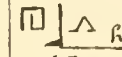

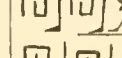

ha

-  hauk, a reptile
-  ha, the hailer
-  ha, a husband
-  ha, to proceed, to enter;
-  ha en ek en sen, thou wilt proceed with them, i.e. thou wilt agree or arrange with them.
-  ha, a duck
-  ha, daytime
-  ha, oh! ah! ha! hail!
-  ha, precept, order, instruction
-  ha t, a cow
-  ha t, cook
-  ha t, a plough, to plough
-  ha t, to run on a road, messenger, run
-  ha t, a watering place
-  ha t, an ibis
-  ha t, to send, to haunt
-  ha t, an islet.
-  ha, ha! oh! hail!
-  ha, ha! oh! hail!, to address, to invoke
-  ha ti, entrance, door, joyous, one of the principal rooms in a palace, a ceiling
-  ha, to proceed, to enter, to fall
-  ha, a cry, an invocation.
-  ha, ha! oh! hail!
-  ha, ha! oh! hail!

## hi, hes

-  hai, send, fall, descend, entreat throw, proffer  
 hai, to go back, to return, to fall into  
 hai, one of the feline species  
 hai, husband, man, male  
 hai t, entrance, door, chief room, ceiling  
 " " " " " "  
 hai, add to-  
 haiunu, a well, a wave  
 haiu, to utter cries of joy  
 haii, sloping, descending  
 hairu, an artificial pond  
 or fishpond  
 hamu, to give orders  
 hamu, sin, deformity, uncleanness.  
 han, acquaint, order, return  
 han, to accede  
 hana, Oh! Oh mercy! please!  
 han, to approve, to draw, to attract,  
 that which attracts  
 hanen " " " " "  
 hanu, a vase  
 hanu, a lake, a sheet of water  
 haju u, laws  
 " " "  
 har, a kid  
 haru, an act of violence  
 haru, a jar  
 har t a colt, a kid  
 har, a basin, a pond  
 harulata, sweetness  
 hasetlata, to hasten, drive  
 hasmenen, natrona


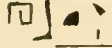




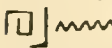





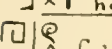





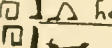

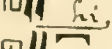

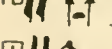







## ha, hb












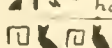



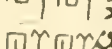
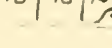
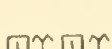
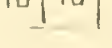

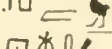
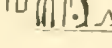


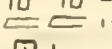

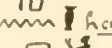
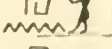
-  has t, a kind of drink  
 hat to assemble, to hurry, rush, revere, fear, scare  
 halenu, to assemble  
 hath, to frighten, to scare, to be  
 terrible, to revere, to be afraid  
 halu halu, to hurry, to assemble  
 hat, a fever  
 hates, hell  
 hat, to cast down, overthrow  
 hati, " " "  
 hau, the one who has fallen, lost, ruined  
 hau u, defiles  
 hau, lime, epoch  
 " " "  
 hau u, a heap  
 hau, to fall on, descend on  
 haut, fire  
 hau u, legal proceedings, lawsuit  
 hau u, entrance, door, pylon,  
 one of the principal rooms of a  
 palace, the ceiling  
 hauu, to fail  
 hauana, a fish  
 haur, to resist  
 hab, to run, to run on a road, to send a  
 message, messenger, courier  
 hab, an ibis  
 hab, mourning, distress, torment  
 hab, plough  
 hab, to send, a messenger  
 haba, to send  
 hab hab, to beset, to pounce  
 habhab, to hunt, to wander about



hunting

centuries

-  habhab, to drive away pain
-  habek, a peacock
-  habek, to diminish, weaken, wither
-  " " " "
-  hebeni, ebony wood
-  heben " "
-  " ebony tree
-  heben, a liquid measure
-  hebnir, a collar
-  heben, honey
-  heben, a honey jar
-  heb, a rule
-  hebu, to go around
-  heh, scorch, hot blast
-  heh, heaven, sky, ceiling
-  heh, " " "
-  heh, a disease of the ear
-  heh, to stumble, to fall, to omit
-  heha, to scok
-  hi, ah! oh! hail!
-  hi, the ceiling, overhead
-  hi, " " "
-  hi, ah, oh, hail!
-  hi, " " "
-  hi, a ram
-  hi, destroy, wound, offend
-  hi, room in a tomb, a passage
-  hin, beside, near, neighbor, join,
- touch
-  hini " " " "
-  hini, house or property which has
- been owned by a family for

-  hin, land, city, or house which has
- been owned by a family for centuries
-  hak, a festival, a period of time
-  haker, a feast, a festival
-  " " "
-  haker, a fast
-  haker, a vigil (applied to a festival)
-  " " " "
-  " " " "
-  hek, disappearance
-  hakti, a period, a season
-  hamham, to roar
-  hamhamtu, provisions
-  hi destroy, wound, offend
-  hamham, to roar
-  hamham, arrogance, jolulancy,
- insouciance
-  hamhamtu, the two roaring vi-
- fers, symbols of the evil passions
-  hammu, human beings
-  hemes, to bow or incline as a mark of
- respect
-  hemes, " " " " " "
-  hamhamtu, roars
-  han, a vase
-  han, a measure, litre c. ~50
-  han, to adore
-  han, to assent, to favor
-  han, palpitate
-  han, a vase
-  han, a box, a coffin
-  han, a box

hw, hjo

han, a box  
han, the enmity  
han, to draw, to attract, that which attracts, to approve

han, neighbor, friend, associate  
hanhi t, a pool  
han han, to consent, to accede to, to will, to acquiesce

hanen, to approve  
hanen, a deer, a stag  
han, not absent  
hanen, a penis  
hanen, to please  
hannuh, an animal  
hannu, to send for  
hannu, a quarry  
hannu, a measuring vase, a riv,

5 lit'w

hannu, a well  
 " " "  
hannu, exclaim, address, adore  
 " " " "  
han, adore  
 " " "  
han, a liquid measure  
han t, a jar  
hap, to tie, to attach, to judge, a judgment, a sentence, a law; a statute  
hap w " " " " " "  
hapu w " " " " " "  
hap " " " " " "  
hiru en sha, day of the rising,

hr

or appearing; when the extra mural processions took place, with great pomp, from the temples

har, a vase  
har, a basin, a pond  
her, repose, quiet, calm  
har act, the great procession, the extra mural procession

hru, day, time, hour  
har, pride, pleasure  
har, a field  
heri, on, in; heri hatet, in thy bowels

heri, misfortune  
heri, stomach  
heri, to sleep  
herje, to moisten, to dip, to float  
herje " " "  
herjeu " " "  
herer t, please; herer, a plant  
her tu, delighted  
hru, neglect  
hru, day; hru
































en Kar, the day of battle,

heru, besides, furthermore  
heru, " "  
heru t, an official record, register, an-































nal

hru, besides  
hrut to arm for war  
has, opprobrium, scandal  
hushas, fire, to burn  
hat, to terrify







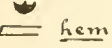
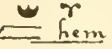

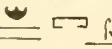

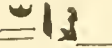
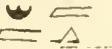


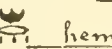
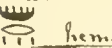
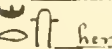












ht

-  hat, to terrify
-  hatu, a footstool
-  hatha to repulse
-  hathat "
-  hat-pu, an architrave, a stone for building
-  hat, a public building
-  hata, a title of the old empire
-  hata, to bore, to pierce
-  heti, ceiling
-  het-het, to hoe, to cultivate
-  het-het, inundation
-  het-het, require, ought
-  het, an entrance, a door, a pylon, one of the principal rooms of a palace
-  hati, to reverence, salute, adore
-  hatu, adoration, salutation
-  hat-latu, salutation
-  hatu, cynocephalus, adoration
-  hatu, ought, should
-  hatul, salute
-  hu, to be afraid, fear
-  hu t, " "
-  hui, a wild beast
-  hu ady
-  hu "
-  hui, to rejoice
-  hat, a temple, a residence
-  hat, a stable for cattle
-  hat a stable for calves
-  hut a stable for sheep
-  ha, a palace
-  hi to drag, to smite,


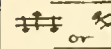



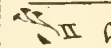








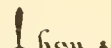



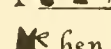
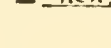





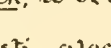
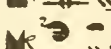
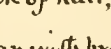

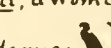


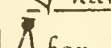


hu, hu, hu













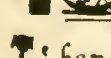




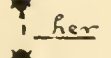


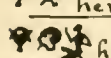









-  han, to drag, id
-  hiu, to lament
-  hab, a workshop
-  hab, workshop, store, temple storehouse
-  haben, ebony tree
-  haben, ebony
-  habrer, to run away, to carry off
-  haben, ebony tree
-  hek, ruler, king, to rule, govern
-  hehsi, to rectify
-  hek, to rule, to govern, to direct
-  hek, a queen, regent, ruler
-  hek, a ruler, a king
-  hek " "
-  hek " "
-  hek, a mountain goat
-  hek out, a goat
-  heku, beasts
-  hem, woman, wife, seat, place
-  takesti, copper, bronze
-  ham, to fish
-  hemba, a substance
-  hemi, a cow, wife
-  hem, wife, lady, saddle
-  hem, to turn back, to refuse
-  hem " "
-  hem, a cushion
-  hem, " "
-  hem, a saddle, steering oar
-  hemi, " "
-  hem, to look, to see
-  hemi, to steer
-  hem, to fish





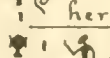


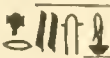

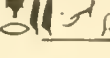









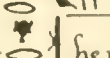
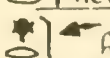
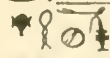




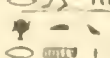
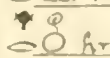


hm, hs

-  hem, to fesh
-  hem "
-  hem, a saddle, a steering oar
-  hem sa, the back, an amulet
-  hem em, turn back, repulse, drive away
-  hem ta, to tie together by the neck
-  hem, to sit, to rest
-  hem, a female
-  hem, to cut to pieces, to annihilate
-  hem, harem
-  hem t, wife
-  hema, wife, woman
-  hem em, to repulse, force back
-  hem rw, a seat, throne, stairs
-  hem er " " "
-  hem er, all, every, each
-  hem er w, " " "
-  hem, to alarm to terrify
-  hem s, to rest, to be occupied with, to sit
-  hem t, a man woman, a debauchee, an effeminate, an infamous man
-  hem t, that which is forbidden, that which is reprehensible, evil
-  hem s, to sit, to rest, to be occupied with,
-  hem s hat, quiet hearted, content, pleasure, will, intention
-  hem s, to sit, to rest, to be occupied with
-  hem s, " " " "
-  hem s, " " " "
-  hem t, a wife
-  hem t, uterus, matrix, womb
-  hem t, the forbidden, the reprehensible
-  hem u, fields

hw

-  hau ti, laborers of the fields
  -  or , ma ten u, a road, a path
  -  her, with the exception of-
  -  her t, circumference, space around
  -  han, a field;  sti, farmer,
  -  han u, a kind of grain
  -  han ti, laborers
  -  han, to return
  -  han, field laborer
  -  han ti, to till the earth, a peasant
  -  han ti, culture, cultivate, culti-
- vator
-  han, sacred, divine
  -  han u, slaves
  -  han ef, his holiness, his Majesty
  -  han t, a priest
  -  hen, a duty, to be charged with, to fulfill, to administrate, to furnish
  -  hen, to command
  -  hen, to see, look
  -  hen ti, a pair of horns
  -  hen ket, to be overjoyed, rejoice
  -  hen keti, a lock of hair, braids
  -  hen keti, a woman with braided hair
  -  har, Horus;  Har ashet, planet Jupiter
  -  har, ten, 10, equal to 11;  saturn
  -  har, holiness, majesty  Har or ni Mars
  -  han, bring, conduct, bring tribute
  -  Haner, the Bringer, the name of a god
  -  hannau, convoy, guard
  -  hannu, tribute, spoils, plunder
  -  hannu, " " "

-  hannu, imports
-  haw, bring
-  hannu tribute
-  hannu "
-  kenb, a corner, an angle,
-  hept, a square, a right angle
-  " " "
-  hafz, a paddle
-  hafz, to make
-  hafz " "
-  hafz, to paddle a boat
-  hafz, to screen
-  hafz, a whip
-  hapti, a cabin, an ark
-  her, face, visage, on, above, to, for, towards, by, from, as much as, out of, at the -  lat a em her ef, I present to him
-  her " " " "
-  " " " "
-  her, all, all others
-  her, chief, superior, watcher, guardian
-  her " " " "
-  heri " " " "
-  her " " " "
-  her " " " "
-  her ef, he himself
-  her, guardian, chief, superior
-  her t, an image, a likeness
-  her - the large hall situated in front of the sanctuary of a temple
-  her nu, the body, an image, a statue
-  her, intimacy, love, affection, please

-  her t nu, descent of inundation, slime
-  her hatu, the middle of the day, noon
-  her hatu, delight
-  her aa en - , governor of -
-  heru, face
-  heru nebu, face of all, in the presence of mankind
-  her tut, forthwith
-  heri ru ba, at the door of the furnace
-  heri, rudder, skeleton, rigging of a vessel
-  heri, to exceed
-  heru bank, a plant
-  her, a flower
-  her efjet, a kind of goose
-  her efjet ner, " " "
-  heri, above, superior
-  her, go, leave, fly
-  hera, neglect
-  hek, eon, age, many days
-  her, to terrify
-  her, above, upon
-  her, calf's head, seal
-  hek ax, name of a festival
-  her hatu, in the midst, in the
-  herenti am, as much as in -
-  herent, inside of the body
-  her nut, boards, above
-  her t, go along
-  her t, a part
-  heru, a day
-  heru tu, to foolish slave

her

heru, besides, moreover, beyond

her heru, to expand, to dilate  
with joy.

her sa after

her sa after

her luat, dwelling in

hers infamy

hers tu, a precious stone

" " " "

her seshta, over the mysteries,

a title given to persons of learning, acquainted with the mysteries of literature re. secretaries;

her en

joer luat, chief of house of astronomy.

her t, a precious stone

her la, upon

hui, miserable, polluted

hu, silt

her seshta en neter

jeru, Superior of the mysteries of the sacred writings; The highest rank of the priesthood

her sa nen, after that.

her ajet Katiu shenti.

superintendent of the works inside of the palace, a title of a very high rank, a personage attached to the suite of Pharaoh

her tu, pieces of wood laid along, across the timbers to strengthen a vessel.

hes, het

heru, pieces of wood laid across the timbers to strengthen a vessel

hes, order, obey

hesi, subject, order

hes, sing, singer

hes, subject

hes, sing, will

hesi, order

hes t, a jar

heses, sing, will

heses t, order

heses, to sing, to mill

heses t, " "

hest, fresh

helu u, benefits, gifts, favors

hes, vex, enrage

hes, captives

hes, alabaster

hetep, a table

hetep, ?
































hetep hati, a propitiatory offering, satisfied with an offering, to conciliate, to propitiate, peace
































hetepi hati " " " " " "


hetep, food, an offering, the revenues of a temple

hetep, a quantity of bread, offerings


hetep, food, quantity, peace, welcome sunset, ephah, shrine, table, heap of food, offerings, unite, assemble, restored to peace, eatables, products of the soil

-  hetep t a table
-  hetep , a canoe, a rite
-  hetep , a table
-  hetep a table for offerings
-  hetep t, " " "
-  hetep t<sup>2</sup> , peace
-  hetep t<sup>3</sup> , a volume, a book, a roll
-  hetep a food measure or weight, a basket
-  hetep her, regard
-  hetep , a bunch of flowers, bouquet
-  hetep , ephah, quantity, basket;  ari hetep , basket-making
-  hetep u peace
-  hetep m, a pool
-  hetep t<sup>4</sup> ef. am ef, he placed it in it.
-  hetep t, food, quantity, ephah
-  het , an onion, a mace;  het , milk
-  het u, onions
-  het , a shrine, an ark
-  het , the white, or silver, crown
-  het , silver
-  het , white
-  het u, orders
-  het nub , white gold, silver
-  het , wheat (white barley)
-  het , wine, liquors
-  het t, white bread
-  het , a mace
-  heteb , subordinates
-  heteh , a youth, young


-  het , a jar, pitcher
-  het hu, a libation
-  het hu, to make a libation
-  heteh , a table of offerings
-  hi , to travel, to send, to send an expedition
-  het s, an onion
-  het sen, a domestic goat
-  het s<sup>2</sup>at, prepared bread
-  het , to prevail
-  het , light
-  het , white
-  het , afflict, forge, defraud, lessen, destroy
-  het t, a scorpion
-  het t, " "
-  het ta, daylight;  het t<sup>2</sup>, id.
-  het , a mace
-  heteh a table of offerings
-  heteb , a watercourse
-  heteh , a tablecloth, a white cloth, banner
-  het ti light
-  het hu, a tablet, a stela
-  het hu, a fish
-  het hu, a crown of flowers, flowers
-  het hu, a stream, a race, a game
-  het hu a vase
-  het hu, to send, to travel, to send an expedition
-  het hu, to depart
-  het hu, voyage, depart, navigate
-  het hu, an order, the list of a stela
-  het hu, an onion


 hu, to order


 hu, "


 hui t, a tablet, a stela, a place


cut and cleared for an inscription


 hu, a variety of fish


 hu, a tablet, stela, a decree


 hut, a book of magic


 het, a bird


 hut, a boundary stone


 het, a white cloth, a banner


 het, a finger-nail


 het, a blade, the sword


 het, a bud, a blossom


 per het, the treasury


 " "


 " "


 het har, a name of Lower Egypt


 hu, a tusk; abbs, ivory


 hu, tusk


 hu, corn


 ha, to sharpen tools


 hannu, a sacerdotal function


 hebel, rough water, a whirlpool


 heb, ritual of a feast, elegy in honor  
of a God.


 hebes, a calf


 hebs, to clothe, clothe


 heb t, to sharpen


 hebeb, a stream

 hef hef, to lend ear, to listen, spy


 heft, to sit down, to rest

 hefta, to hasten, to hurry


 haa, to rejoice


 heh, to seek


 heh, an age, an arm, many days


 hibem ur, a great hunger, a


famine


 hi, to bow, to adore, to strike

 heken t, to animalé


 heken to adore


 hekt, beer


 heka, amulet, charm, thought


 hek, a frog


 hemku, a place of water, watering place


 hemek, a dark red gem


 hna, and, with


 hni, a substance


 henkek, to rejoice


 henek, to drink


 henenu, to swim, to float, a boat


 han, a youth


 hannu, "


 hent, to strike, to repulse


 her, with, and


 herpu, a sword, the blade


 herti, the eldest


 herer, a flower


 herer, a flower


 hururu, cedar blossom


 herupu, a kind of weapon, sword

 herya, a kind of flower

 hes, a steer

 hes, a calf




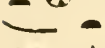
















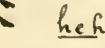




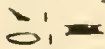





 hesep, a division of land,

 hes, a seat, a bed, a couch


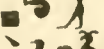

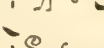

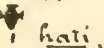

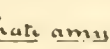




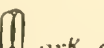
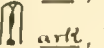
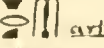






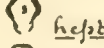
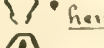
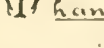
 hesek, to cut, to decapitate





















h

-  hasm, to strangle
-  hut, throne boat
-  hat, a seat, a bed
-  hut, a region
-  het t, a table of offerings, offering
-  hetu, a throne
-  hetet, to join, to reunite
-  hut, smile injure
-  huten .. ..
-  hutarum, to roar
-  heta, to polish a stone, to gild
-  hetem, to fill
-  hetet, to spread the wings, fly
-  hetet, to be attached to, obliged to.
-  hetet, twins
-  het, the tongue
-  hetet, subaltern officers who oversee duty, while the sergeant have charge of expediting it
-  hu, drag
-  hubet, a leaf, a flower
-  hannu, a youth
-  hufita, to speed, to hasten
-  heh, age, anon. many, time
-  hnu, clay
-  het, and, with,
-  het enep, many times, innumerable <sup>times</sup>
-  hes, an engraved stone
-  het, to fear, to lie in wait
-  huru, a link
-  hiken, a hymn
-  huru, a flower
-  hesu, a soldier


h

-  huts, a precious metal
-  heset, to extend the arms in adoration
-  hnut, rejected
-  hnutu, progeny
-  hnu, edge, limit
-  hnuu youth.
-  hati, the heart, the stomach; 
- hate amut, a heart divided (with joy).
-  heb, a festival, a religious feast, an elegy in honor of a God, a panegyric
-  hebu nushuu, festivals within the temples, intra mural feasts or festivals
-  ark, a hall, meeting chamber, reunion hall
-  ark, to complete a building
-  ark .. ..
-  ark, reason, motive, opinion, intention, conclusion, idea, knowledge, support, advice, design, deliberation
-  ark .. ..
-  ark heb, fishing, drawing nets
-  heho, ritual of a festival, elegy in honor of a God.
-  heset, seven; han, to encircle, to hold together
-  heint, uterus, matrix, womb
-  han, a body servant, or a servant employed in the care of the monuments
-  heseb, to estimate, meditate, think, calculate, calculation, converse
-  hebu, miners, the workers in the gold mines
-  hebs, in account
-  hebs, .. ..


h, i


-  hebs, wheat
-  ka, to punish
-  ka, weavers
-  shen, brother
-  hebsmat, a pure garment; linen
-  shen, a millow
-  shenti " attendant
-  hebsa, a kind of linen
-  sas, a kind of stone
-  sas, " "
-  sasaw, darts
-  sasi, arrows
-  Kasew, a green stone
-  Kasju, jasper
-  sasr, an arrow
-  sasru, " "
-  sas, " "
-  huleb, a watercourse


I

 i, at the end of a word, gives the radical the form and value of an adjective.


 i, gives the dual sense to a word


 i, a house, a place

 il, " "


 i, color


 i, come, go

 ait, come, go, arrive, become


























 ait, heaven, the sky

 aiā, yes,

 aiā, yes, I can, certainly, assuredly

 aiā, assuredly, yes, certainly

i

-  ia, to wash
-  ia, " "
-  ia, " "
-  ia, " "
-  ih, a nosegay
-  aim, a tree
-  ima, the sea, the Nile
-  ima, " "
-  im, " "
-  iaar, why? how?
-  inbu, juice, liquor
-  imur, a jar
-  isiru, leaves or plants
-  it, paint, a likeness, a figure
-  it, a place
-  iti, about
-  itay, a potter
-  iima, the sea
-  iura, beans
-  istiti, to tremble, a prisoner
-  it, embalmment
-  iu, house
-  iua, boat
-  itt, the East
-  in, going out, coming in

# K

— ek, the affix of the 2<sup>nd</sup> person, masc.  
sing: thou, thee

Ka, say, call, name, design, yes  
then, certainly

Ka, faint, envy

Ka, base

Ka, boat transport

Kafir, village

Kairi, goat

Ka, a bull

Kai ru, cows

Kaha, to beat, to strike, a blow  
to oppose, to rush, to encumber, an  
obstacle, to resist

Kahab, to strike, to butt, to toss

Kahsu, mystery, mysterious

Kamaru, a camel

Kamaaru, a camel

Kamahu, an Asiatic pastry

Kamen, blind, obscure

Kar, area

Kar, a curve

Kanen, a plant, (cinnamon tree?)

Kalā, to shove, to strike

Kali, a candle

Kalu, "

Karukula, a fig measure

Kati u, multitude, crew, workmen

Kali, cows

Kau, seize

Kau t, the rest, the others, the rabble,  
the crowd, the common people

Kani, "  
 Kautshuna, harness

Kb, Kf, Kh,

Kautshuna, harness

Kaut, cow, a herd

Kaut, to elevate, support, bear

Kaut, " " "

Kaku, the land of Keneroth

Ka, an Egyptian mineral

Kak, a worm

Kab, the arm

" " "

Kebni t, a boat

Kebu, a cypress tree

Keliu, to open

Keli, to reckon

Kebi, give, reckon

Keli, equal, sit

Keli, the arm

Keli, vault of heaven

Kef, rebel, rebellious

Kefa, fist, seize by force

Kefa, seize by force

Kefa, forcibly, Kefa, to hunt

Kefau, to seize by force

Kefa, to violate, to maltreat

Kefau, to carry away, discover, disturb  
put down, leave

Kefau, the hind side, behind, rump

Keflu, a boat


Keshkesh, old age, bent with age, old

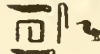
Keshkesh, abs. cunecephalus


Kesh, to law, seize


Kesh, to expel, to lose, to hunt


Kesh, a blow, to beat, to strike, to oppose, to  
sist, to encumber, an obstacle

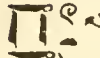
 Kehabu, to strike, to rend


 Kehas, sorrow, grief


 Keh, slow, mild


 Ki, another, a second one, the other;


 Ki tet, another word (begins a new paragraph) besides, another matter, another argument.


 Kint, a plant


 Ki, to cut



 Kii, a nanny goat

 Kisi, a flower


 Kek, a boat, enigma, darkness

 Kek, shade, darkness, obscurity

 Kekes, bind, entreat


 Kek, darkness;  Kek, a dried plant


 Keku "


 Kekui "


 " "


 Keku .

 Kemti, a kind of wheat


 Kemtiu " " "


 Ken, answer, speak


 Ken, to accompany


 Kenau, idle


 Kenatu


 Kenuanauru, a guitar  
a cither


 Kenah, obscurity, to obscure

 KenKen, to dance


 KenKet, a forceful mood


 Kenmem, vineyard country


 Kenmemti, a cynocephalus


 Kenemta, a locality produce


ing a much esteemed wine


 Kenem, vineyard country


 Kenen, an ingredient of the Kypsi


 Kinenrula, kind of Kenerite


 Kennu, grease, fat


 Kens, a Nubian bow


 Kenaa, idle


 Keno, honed


 Ken, to answer, to speak


 Keset, the hand, the fist


 Keset, " " "


 Keset, the palm of the hands


 Karush ta, bread


 Karuas, a lake, a pond


 Kar, silence, to be silent, to silence

 Kar t, chest


 Kar, fraud, to deceive


 Karau, a claw


 Kerker, a claw, to seize with a claw, extend, embrace, agitate, beat


 Kerer, furnace, censer


 " " "


 Kerasher, a body of troops


 Kersha " "


 Kershra " "


 Kesm, a scepter


 Kesu, interest, will, pleasure


 Kes, to entreat


 Kes, subject, subdued


 Kes, subject, entreat


 Kes, embalmment


 Kes, to bind, to subject, to entreat

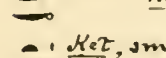
 Kes, to bow, to bend

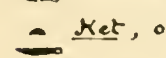
 Kesed a tree whose bark and sap were used in medicine


 Kesm, to avoid, to turn aside

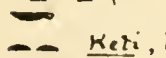
 Kes, to prostrate, to entreat

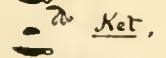
 KetKet, to diminish


 Ket, small, little


 Ket, small

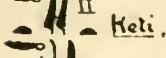
 Ket, other

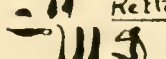
 Keti, thou, thy

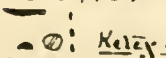
 KetKet, beat, overthrow, shake


 Keti, little


 Ket, bald


 Keti "


 Keti, small, young.


 " " "

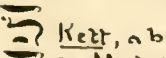
 Keti, a cauldron


 Ketta, another


 Ketti, the rest


 Ketex other


 Ketex other, different


 Ketex, other things


 Ketex, the other


 Ketex, others, other things

 KetKet, an old man

 KetKet, to shudder, to tremble

 KetKet, the shaft of a column


 Kett, a butcher.


 Ketui, a cauldron, a boiler


 Kua, thou for me


 " " "


 Ku, at the beginning of a phrase is an interjection claiming attention, as, Oh yes! hark! etc


 Kuant, a fig tree


 Kem, to find, to invent


 Kemh, a lock of hair


 Kem, to find


 Kem, find, discover, scant, perceive


 Kemh, to look fixedly at -


 Kemh, a odor


 Kemhu, a certain way of arranging the hair


 Kemehsu, a quality of hair with a hawk's head

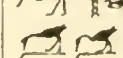
 Kemi, a nutritious plant


 Kemh, find that.

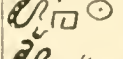
 KemKem, to feel, to investigate with the hand, sound


 Kemtu, to feel


 Kemini, a nutritious plant


 Kem, to seek, to find


 Kemch, to watch, observe, look at.


 KemKem, to feel, to investigate with the hand

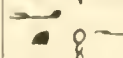
 Kark, night time


 K, thou, thee, thy,

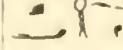
 Ka, a negative, no, not, never


 Ka, a kind of food


 Ka, a likeness, a figure, a shape

 Ka, a likeness, a figure, a shape

 Ka, ever, Kas, boards

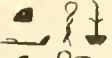




















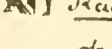

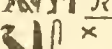



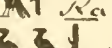

 Ka, the earth

 Kah, "

 Kam, touch, hands, a nose











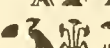
















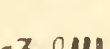

 Kak, the forearm

K



















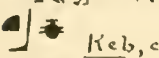




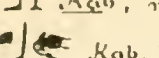


-  Kah, an angle.
-  Kah fut, to extend the hand
-  Ka, an Egyptian mineral
-  Ka, " " " "
-  Ka, to vomit
-  Kahu, a road, the way
-  Kaha, the margin of a passy-  
rus
-  Kaa, to vomit
-  Kait, a title or function, mason or smith
-  Kati, " " " " " "
-  Karu, a driver
-  Kah, a corner, or an angle
-  Ka, tall
-  Ka, to cry out, to lament, high  
long, height, size
-  Kai, high, long, height, size
-  Ka, the Egyptian boomerang
-  Ka, a goat
-  Ka, steps, floor, height, elevation, a hill
-  Kaa, form, figure, condition, manner  
of being
-  Kaa, " " " " " " " "
-  Kaas boards, to tie, to knot
-  Kaas, " " " "
-  Kaaru, a form, a shape
-  Ka, to reward, to recompense
-  Kaa, " " " "
-  Kaa u " " " "
-  Kaa, height, elevation, a high  
building, a hill
-  Kaa, " " " " " " " "
-  Kabu, to overwhelm;

Ka




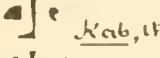



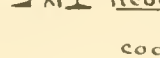






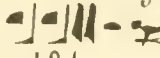




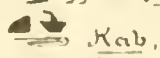
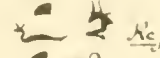



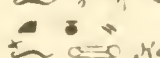




ruir

-  Kab t, debility, infirmity, harm,
-  Kabu, double, augment, reiterate
-  Kahu k, reeds
-  Kahi t, an angle
-  Ka, wicked, a miscreant
-  Kahau, to break in, flog, sub-  
due, to train, to exercise, to tame
-  Kahau u, horns, phalli  
placed as horns
-  Kaha, light
-  Kah tu, a painted chamber
-  Kai, a shape
-  Kai, to call
-  Kai, an elevated field
-  Kahak u, a Lybian people
-  Kairumala, horns, phalli  
placed as horns
-  Kaari with the article - a  
camel
-  Kairu, a wotter in metal
-  Kaka, agile boast
-  Kaka, prey, booty
-  Kaka, a boat
-  Kaka, an oleaginous plant
-  Kakan, boat
-  Kaka, height, elevation, high  
building, a hill
-  Kamaj, gum acacia
-  " " " "
-  " " " "
-  Kama, " " " "
-  Kanuni, dirt, dust, the soil
-  Kam, a boat
-  Kar, a wotter in metal

Ka, Kb


















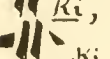
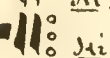











-  Karuru, a boat for heavy loading
-  Karuru t, earth, dust
-  Karu nebu hut, the name of a silver vase
-  Kart, a lock
-  Karunata, phallus
-  " "
-  Kas, a funeral
-  Kas, to embalm
-  Kasu, to chain
-  Karuau, a pilgrim
-  Kasan, the sides or bends of a vessel.
-  Kas to vomit
-  Kata, small stones, the smaller-stone material used in building, finishing material, tiles, slabs
-  Kata, a prickly bush
-  Kata, peas, beans
-  Kati, to rejoice
-  Kat, a cell, a shrine
-  Karuw, boat of burthen
-  Kau, night-time, obscurity
-  Keb, a vase
-  Keb, a libation, refreshing, cool, fresh
-  Kab, libation, honey
-  Kab, place of libation
-  Kab, refresh, enjoy
-  Kab, to fold
-  Kab, to fold, double, midst, augment, redouble, enrich, gratify.

Kb, Kf









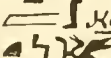
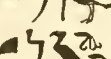





















-  Kab, corner, accord, turn, double, to give
-  Kab, resplendent, brilliant
-  Kab aa, honey
-  Kab, the arm
-  Kab, an angle, the corner
-  Kaba t, a horn
-  Kebeb, refresh
-  Kebeb; libation, vase for libations, cool, refreshing, moral laxity
-  Keb, to mount, to rise
-  Kebeb, a libation
-  Kebeb, a libation, pure water
-  Kebeb, the pools of water left by the inundation
-  Kebi, honeycomb
-  Kebi, a plant which supplied farinaceous food
-  Kebekebit, cut to pieces
-  Kabs, a palm tree
-  Kabs, to bind, fasten, secure
-  Kab t, family
-  Kab t, the arm
-  Kabu, palm blossoms
-  Kab, double.
-  Kef, force, power
-  Kef, rebel, rebellious
-  Kefa, force, power
-  Kesen, barrel, bread
-  Kesau, desolators
-  Kesui, sacred bread
-  Kesnu, zeal, ardor, butte bread
-  Kesl, to revivish, carry off, reap,

K

generally is used for such expressions as, capturer of hearts.

-  Keft, " " " " " "
-  Keflèn, the sacred name of the Cynocephalus
-  Keflèn " " " " " "
-  Keflèn, to squat
-  " " " " " "
-  Kefer, to build, 
-  Keha, a lump of food
-  Keha, " " " " " "
-  kehehlu, to herd goats
-  kehek, old age, grow old, old man
-  keh keh, to engrave
-  keh kehu, to chisel, to engrave sculpture, cut stone
-  keht, a she goat;  kehesher, fruit
-  kahu, to touch, the shoulder
-  kahu, the shoulder
-  ki, touch, place
-  ki, a division of land
-  ki, a precious stone
-  kiui, a perfume
-  kirs, an incense
-  kek, to strike
-  kek, digest, eat
-  kek, to last
-  kekhu, digest, eat
-  kek, a boat
-  kekek, rejoice
-  kem, to create
-  " " " " " "

Km, Kn

-  kemamu, to create
-  kameh, a joint of meat
-  kamliu delight
-  kemamu, to budge, to move
-  kem, an ingredient of the Kyphi
-  kemati, ornaments, to ornament
-  kemi, oils, perfumes, essences
-  kem, gum acacia
-  " " " " " "
-  kem, a figure, a form
-  kema, to create
-  kema, a lock of hair
-  kemamu, create, form, produce
-  " " " " " "
-  ken, victory
-  ken, to beat, overcome, force, victory
-  ken, a strong place, a strong hold
-  ken, numerous
-  ken, service, power, courage, number
-  ken, deficient, unhappy, miserable
-  ken, a soldier
-  ken, victory
-  ken, binds, strands
-  kema, a seat, a chair
-  kema, a seat, a throne
-  kema, to embrace
-  kema, embraces,
-  kemau, breast, bosom
-  ken, numerous, many
-  kemau, labor, condition
-  kemau, grease
-  kemau, a place to retire to for repose
-  " " " " " "



and are sometimes preceded by ; ab Keni, a place of refreshment or rest, a cool place.

Kenau, the breast, to embrace

Kenau, the loins

Kenau, a sheaf

Kenau, a place of repose

Kenau, the breast

Kenau, a fig tree

Kenat, colors

Kenb, corner, angle

Kenbt, one who keeps in the corner, a courtier, chamberlain, dependant

Keneb, a corner, an angle;

Kenebt, a courtier, a chamberlain

Kenebti a corner, an angle

Kenebtan, an angle, to corner, to bring to bay

Kenef, a baker

Keni, grease

Keni, victory

kenkan, to convey

Kenken, to beat, to maltreat to correct

Kenkenau, to leap

Kenken, to beat flax

Kenen, grease

Kenna, perfumes, liquors, rich, abundant

Kenent, grease

Kenau, power, victory

Kenau, power, victory

Kenau, numerous, power

Kenau, powerful, rich, abundant

Kenau, a horse

Kenau, chastisement, flogging, a violent act

Kenau, an ingredient of lotus mentioned in the process of embalming

Kenau, a seat, a throne

Kenau, deficient

Kannu, numerous, abundant

Kans, barrels

Kans, part of a bed

Kant, anger

" " "

" " "

Kent, valor, service, power

Kent, fury, rage

Ken t, servant, dependant

Ken t " " "

Ken t, numerous

Ken, unhappy, miserable

Ken, to hum grease

Ken, numerous, many

Kant, rage, fury

Kep, to receive

Ker, a circle, round, pierce, drill, hole, cavern, zone, sphere



















Ker, " " " " "
















Ker, " " " " "

Ker t, " " " " "


































Ker, euhimsale

Kr

-  ker, a bolt, lock, key
-  Kra, a storm, tempest
-  Kra ; " "
-  Kra " " "
-  Kra, to vomit
-  Kras, to embalm
-  Kras, "  } Kras.  
Sublime  
Violence  
disorder  
havoc
-  Kras, " " "
-  Kras, the place of embalmment
-  Kras, to embalm
-  Kra, to embalm
-  Krau, storm, tempest
-  Krau, a jar
-  Kras, to vomit
-  Krau, a driver
-  Kra, a buckler
-  Krau t, a chariot driver, a con-  
veyor of gold

-  Keref, to untie
-  Keref, food, a substance
-  Keref, to lie down, to be laid down
-  Kerju, a veil displayed or spread out
-  Karh, night, night time
-  Karh, a jar
-  Karh, " "
-  Karkar, to roll towards
-  Kerer, a holocaust
-  Kerer, a furnace
-  Kerer, a jar
-  Kerer t, a hole, a redoubt
-  Karmahu, a kind of tree
-  Karmahu, a kind of drink
-  Kerer, an orbit

Kr, Ks

-  Kras, to subdue, to be victorious,  
violence, disorder, havoc
-  Kras, to embalm, to bury, sepulture
-  " " " " "
-  " " " " "
-  " " " " "
-  " " " " "
-  Kras t " " " "
-  Kras - " " " "
-  Kras " " " "
-  " " " " "
-  " " " " "
-  Kras t " " " "
-  " " " " "
-  Karti, the two cataraets of the Nile
-  Karti, the two rocks, near Ekphan-  
tis, where the source of the Nile  
was supposed to be
-  Karti, holes, cataraets, passages,  
prisons
-  Karti, orbits, holes
-  Karti, orbits
-  Kasn, sorrow, misfortune, dis-  
aster, painful
-  Karut, the skull
-  Kes, to vomit;  Kes, sheathing
-  Kes, bones
-  Kesu, bones
-  Kes, embalm, to bury, to swathe, bandage
-  Kes, to bury, to bandage or swathe
-  Kes t, " " "
-  Ket, fire;  Kut, a farm
-  Ku, an oath, a pledge
-  Kuku, a cocoa-nut
-  Kaxeru, to raise the voice;  Kt

K

seems also to have expressed the idea of a cry, an imprecation, the utterance of a magical formula; ka enjenu, I have not raised my voice, I have not cursed or used magic; a variant is

kesh, a reed; a plant or tree of the calamus kind

ka, the being, the personal essence, the individual; merit u

ka ef, beloved by him; a bull

ka, a bull, a male, a husband, the fecundator

ka " " " " " " "

ka " " " " " " "

ka u, offerings

ka, the being, the personal essence, the individual

kan ka, a priest, a minister or a

kan ka, " " body servant

ka, a box

ka ka, dry grass, stubble

ka im, a precious stone, hematite

ka im, a cellar, a store house, the place where the grape crop was stored, the store of wine

ka im t, the same as ka im and by extension a vinegrower

ka t, wise, wisdom

ka tu, work, workman

" " "

ka kr

ka nti, build, work

ka u, essent (divine)

ka b, a measure

ka bu, "

ka ef, by him, his essence

ka heb hut, an aromatic plant

ka hek, the month of Phoiak

ka han, a vase

ka i, a little

ka ek, myself, (for-myself)

ka i, a skillfull, a prudent man

ka k, a goat

ka n, a melon

ka r, a gardener

ka r, a shrine, a chapel

ka r, a gardener

ka r, a chest, a sarcophagus

ka ra, a chapel, a shrine, a sarcophagus, a sanctuary

ka ra a, a widow

ka r a t, a chest

ka r a t, a sarcophagus

ka r u, a fisherman's boat

ka r i, a gardener

ka r a m a, a vine

ka r i, a carrier, a beaver

ka r u, a boat

ka r u, a jar for milk, honey etc































ka r u' ka r u, a royal ensign, a roll a cylinder

ka r u' ka r u, a lock of hair































ka r u, a boat

ka t, work, labor



















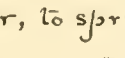


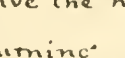




KT, Ku, Ka

-  Kat, work, workman
-  " " "
-  Kati " "
-  " " "
-  Kat " "
-  Kati, crafty, cunning
-  Kalamer, a mineral, a stone
-  Kalama, a mineral; a mythological ape's eye was formed of this stone
-  Kaler, a groom, footman, runner
-  " " "
-  Kalena, a groom, a footman, a runner, a squire, a general of cavalry
-  Kalatu, a kind of woven stuff
-  Kauti, work, labor
-  " " "
-  Kauat " "
-  Ka, a seat, a throne
-  Ka, the lower part, the tail
-  Ka, nails, studs, or some metal
-  Ka, to rest, to repose
-  Kaf, ape, monkey;  Kab, cry
-  Ka, type, person, excellence, essence; is a variant of 
-  Ka, a hippis
-  Ka, foul, pestifential
-  Ka, to see, look, spy
-  Ka, a bull
-  Ka, to evacuate
-  Ka, a talisman worn round the neck
-  Ka, to place obstacles










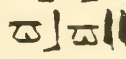
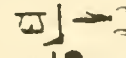







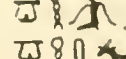
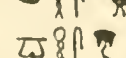
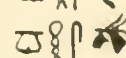
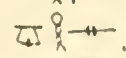

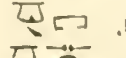



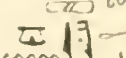
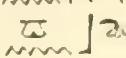

Ka

-  Ka, beyond, overmore, live, to retard, to prevent
-  Ka, to sing; when followed by  emsa, to play upon an instrument
-  Ka, some part of the face
-  Ka, foul, destructive
-  Ka, to deprive, to carry away, to empty, without, indigent
-  Ka, foul
-  Ka, a post
-  Kaau, to defile
-  Kab, weak, miserable, feeble
-  Kab, melancholy, unfortunate
-  Kabu, to call, to invoke
-  Kabu, to crush, to massacre
-  Kabuenur, misfortune, melancholy
-  Kab, tears, to cry
-  Kab, the arms
-  Kab, the arms
-  Kabru, to break, tire, fatigue
-  Kabui, melancholy, unfortunate
-  Kabu, to oppress
-  Kafi, an ape
-  Kafi to bake bread
-  Kahu, fatigue
-  Kaha, a gazelle
-  Kai, the desert
-  Kai, foul, sore
-  Kai, a jar
-  Kai, naked
-  Kait, desert
-  Kui, amaranthus
























Ka

-  hai, amaranthus oil
-  haiu, amaranthus
-  haiui t, a coffin
-  Kaka, to chatter
-  Kamai, a plant from which was extracted a precious oil
-  Kami t, a chieftain
-  Kau, a monkey
-  Kannush, fruit, figs &c
-  Kanew, faint, paralysed
-  hanen, an ingredient of the Kyphi
-  Karu, incense
-  Karuta, the skull
-  Karuta, a stalk, or flowers
-  Karutana, a pitchfork or an agricultural implement
-  kae, a carpet, a thick cloth
-  Kas, to water, to sprinkle, to moisten, to rub, to anoint
-  hasea, to shave the head in token of mourning
-  Kat, a throne;  u mason
-  Kat, a paw, a claw
-  Kati, a road;  Kat a paw
-  Katū, an Asiatic ointment
-  Kana, a bull, a stallion
-  Kauasha, to displace, deviate, bear away, disorder, crime, violence
-  Kana, to






























Ka, KK



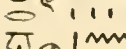

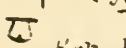


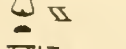

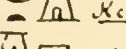





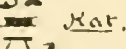




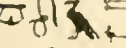

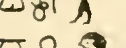


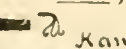






-  mend, to repair
-  Kau, to lighten, to compress
-  Kau t, to pull down, to throw down to demolish
-  Kash, to water, to spread, to inundate, to sprinkle, to spill, to pour out
-  Kash, to cry for quarter
-  Kash, a reed
-  Kab, to bend down, incline, unfortunate
-  KabKab, to cut down
-  Kabki, an animal of some kind
-  Kabti, the arms
-  Kabti, the hair, a lock of hair
-  Kabtiuu, arms
-  Kab, the vault of heaven
-  Kab, to bend, to prostrate
-  KabKab, to cut down
-  Kef, a monkey
-  Kef t, a female monkey
-  Kefu, an ape or monkey
-  Kah, to drop the arms
-  Kahs, a goat or gazelle
-  Kahs, " "
-  Kahs, " "
-  Kahs, " "
-  Kah, a seal;  Kehab white emerald
-  Kaho, a goat or gazelle
-  Kami, sighs, groans
-  Kamesh, hair or headress
-  Kana, memorandum, recollection
-  Kaneb, a lock of hair





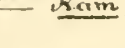





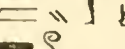

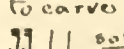
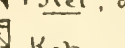






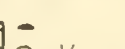

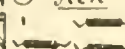



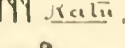



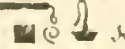

Kn, K-

-  kan, malice, pride, vanity &c
-  kan, a little, a cartouche
-  kan t, a memorandum, a re-collection
-  kanen, weak, feeble, faint, infirm  
paralysed.
-  kenmu, titles, inscriptions
-  kenmu, stands, hems
-  kenmu, titles inscriptions
-  ken ken, the name of a medicine
-  kan t, a junct. (a reed)
-  kanen, "
-  kanetér, a mason
-  kep, a storm
-  " "
-  kejs, an inundation
-  kar, falsehood, lie, deceive, craft-  
ly;  kar xelü per,  
the things of the house were  
stolen; fraud
-  kar, entrap, seize, contain, fraud
-  kar, scent, ravish, trample, has-  
tên., harness, to take one to, gar-  
rison
-  karer, to receive a trust, to go on  
a duty, to be charged with - to  
finish, quiet, ease, to direct
-  karui, *apium Sylvestris*, ear-  
damum Sylvestris, cross
-  kara, a box
-  kara, a mason
-  karau t, steersman, driver
-  kar, carry, business, under at

Kr


-  kar, the lower part, the tail
-  kar, the tail
-  kar, food sustenance
-  kar, a drup of rain, a storm
-  kar, silence
-  kara, "
-  karh night
-  " "
-  karh, a pause in writing announ-  
cing the passing to a new subject
-  kar heb, a priest, solèrophon
-  " " " "
-  kar hu, night
-  kar hru, in the course of the day;  heri hru, the beginning of the  
day.
-  kar herb in the course of the day
-  kar heb, a priest of superior rank,  
a lecturer at Janegyries
-  kar heb, a minister, a choaclytè  
priest
-  karh, night
-  karu u with them
-  kari, a house
-  karu, to prepare
-  karer, to jabber, to chatter
-  kart, a boy
-  kar t, a caltract
-  kar t, the course of the day
-  kar t, to bear, to carry
-  kar t hru, course of the day
-  kar t, silence, fraud
-  karlu, testicles

-  Karu, to take one-
-  Karuu, testicles
-  Karu u, objects, matter
-  Kar xeben, the unjust
-  Kas, to cut
-  Kat, like
-  Kat, consider
-  Kat a fishpond
-  " "
-  Kat, a shrine
-  Kat, a chapel
-  Kat, a seat, a throne
-  Kat, a throne
-  " "
-  Kat, a title, an inscription
-  Kat, a dry measure
-  Kat, an Asiatic ointment
-  Kat, a fishpond
-  Ku, a goat
-  Ku, one of the branches of the Nile
-  Kui, a coffin
-  Ku t, rogues, a vile race
-  Kuat, a title
-  Kuat
-  Kua, to lighten to compress
-  " "
-  Kua, to lay siege to a city; head
-  Kesh, a sharp, trenchant
-  Kem, a space of time
-  Kam, black, solid, well done
-  Kem, black
-  Kem, a space of time
-  Kem, to become black or dark


-  Kem, a valuable wood, ebony?
-  Ke, a bull
-  Kam t, a nutritious plant
-  Kami t, Egypt
-  Kam, black;  an-  
ru Kami, (oil of) black stone, probably bitumen?
-  Kem Kem, to perish, ruin, wither, decrease
-  Kami t, to lament, lamenters, cry
-  Kem t, " "
-  Kem t, a figure, a form
-  Kamat; to place to carve
-  Ket, a bone or a nail;  sah, the   
 bone of the leg
-  Ket, a resin for purification
-  Resemtu, artists, decorators of   
 funereal coffers
-  Kesu, misfortune, misery, disaster,   
 painful, sorrow
-  Kenu, artists, decorators of funereal   
 coffers
-  Ken t, time, epoch;  sah, to assemble to meet to approach
-  Ken, the carving of ivory
-  Ken u, titles;  sah, to be gratified
-  Ken, deficient
-  Kenu, titles
-  Kalu, workmen
-  Kunit, a cow
-  Kesu, to hide, conceal
-  Kebu, to fumigate
-  Kesut, to hide, conceal, to lust
-  Kesu, yeast, ferment
-  Ker, wheat
-  Kar, adverse, evil, embold

K.


Kat

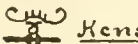
 Stars, a battle, a melee, (the


bat, arm is ideographic only)


 Karau naxt, of valor, bat.


Its re


 Kens, an Ethiopian bow

 Kens, to delve, to found


 Kellu, a cauldron


 Keti u " "


 Kes Kes, to dance


 Ken a fat ox.


 Kef, sole of the foot


 Kef, to hide


 Kef, a name of Typhon


 Kef, to warm, to light


 Kef, food offering



 Kefu, " "

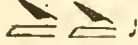
 Kefni, 'perfum of Kefni'


 Ka, the bull Mnemis


 Kaen nax, 'Bull of might'  
victory, power, valiant, over-  
come, subdue.

 Kat, a knife


 Kat, a laborer:  Kati, forms, types

 Kam Kam, a sword

 holy places

 Kat, to sleep


 Kat, an odoriferous wood

 Kat, to direct to steer a boat




 Kat, when preceded by  ma, like,

the same as, the condition it is


in, in its entirety


 Katbit, to absorption


 Katem, ?


 Kat, to circulate, to travel  
 Kalen u, qualities: 


ma Kalenu, as well, likewise


 Kalenu, business


 Kalenu, to build, to form


 Kalenu, perfidious, crafty


 Kalenu, to shape on the wheel,  
to form, to create


 Kalen, to build, to form


 Kalenu to move about, to circulate


 Kalenu, to sleep


 Kalenu, a sculptor


 Kalen t, to shape on the wheel,  
to form, to create

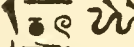
 Kalen t, to move about, to circulate


 Kalenu, to form, to build

 Kalen, image, likeness

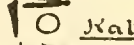
 Kalenu " "

 Kalenu, to form on the wheel, to  
form, to create

 Kalenu, perfidious, crafty

 Kalenu t, to form to build

 Kalenu, to sleep


 Kat, a circle


 Kat a drachm, 9 grammes


 Kat, a workman, an artisan

 Kati, a laborer, a satellite


 Kati " "


 Kati, a workman, an artisan


 Kati, an evil doer

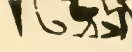
 Katiu, boalinen




 Kaliu mensh, boat laborers, boatmen, mariners


 aat, type, image, likeness


 " " " "


 aalū, to cry out, to invoke


# M


 em, is sometimes a negative, as  


 em hai, do not fall. It is also interrogative, prohibitive or privative; with, from, by, as, no, not, like


 ma, to give


 mauhu, a paddle, an oar


 mah, a paddle, an oar


 ma, with, by, from, in, of, may, to take place, to cause

 ma her, to give face, to pay attention


 ma, to come

 ma, -

 maa, a son


 ma ai, may come


 ?

 em liliu, in the power of, in hands of


 ma aa, a kind of salt used


in embalming:


 ma aam, salt


 moaa, probably a stone or a


pebble

 maau, dead fish


 maci, to squeeze, to compress, a tortoise, compressing the hands and feet


 maany a country house


 majekla, a vase, a bottle


 majex, to land, disembark


 " " "


 majex, the prop or supports of the sacred barges.


 majesh, to land, to discharge from a vessel


 majek, turquoise, pleasant, enchant


 maj, a lynx


 maharu, title of a functionary


 mahali, fire


 mahan, people, tribe, family relations


 mahan t, " " " "


 mahen, a liquid measure


 maher, " "


 mah t, deceit


 mahu, family, connection



 maher, to give the face to, to give countenance to -


 mahak, to give heart, to cheer

 mai, may, come t


 mai ?


 mau, the sea


 mak, to be; at the beginning of a sentence was used instead of  since, because, proclitic


 muk, food


mak, man


 mak, to protect as with a ram-


 mak anbu, protected by 2 wall, en-  
circled by a wall

 maka, certēs, verily


 mak, think, consider


 makha, the back of the head

 maki, precaution


 mak, think, consider, take care of


 maks, ?


 makes, the scepter 'Makes'


 maktaru, the wall of enclosure,  
the battlements of a fortified place,  
a tower, a fortress, a town, big-


dol.

 maktaru, . . . . .


 maku, care


 maku, linen, flax


 maka, a velvetaw


 maka evil


 maka "

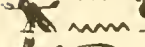
 makarutē, a dew

 mama, impure, unclean-  
mised, an impure man


 mani, the bastinado, beating

 manileklā, a bottle


 maner, to bind, to twist a rope a-  
round, to grasp.


 marnui, the two serpents


 mar, to oppress


 mar, a place in the temple where  
the divine statues were to be seen when  
offerings were made to them


mar, mat


 mar, dress, garment, robes


 maruna, chief, lord, superior


 maruna, chief of  
asiatic auxiliaries


 maruh, a club or mace, a  
contusing weapon


 mart, misery



 mas, to bring tribute

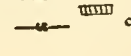
 mas, to bring, to introduce


 masi, " " " "


 mas, " " " "


 mas, to cut with a sword


 mas, hard, 


 enru mat, a hard  
stone, granite


 malēt, open, unwind, un-  
fold


 malēt, " " " " " "

 malā, to strike, to push,  
to thrust


 malēs, to squeeze, press, to  
strike, to open a rocid, to o-

 mat, to tie, to attach, to en-  
velop


 malōnu, cutting instru-  
ments, blades, swords, kni-

 malāni, truly, certainly, certēs





 matēnu, a road

 malēni, the principle  
of evil symbolised by the


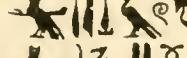



kyjsofopolāmus

 malē, hard, rough, to kill





mat, max

 mat a road, a path;   
 maten, a road  
 when preceded by o, er

maleru t, who, what


 malabu, the poop of a vessel  
 malatau, leather thongs  
 matait, a mummy swathing  
 mali, foreign hunters  
 malaiu, a police, composed of  
 foreigners, having the surveil-  
 lance of the monuments in  
 the necropolis

malab t, a hatch, or hatch cover

 malabu, " "  
 mala, a phallus  
 " "  
 mala, a title  
 matu, many

mala, the spine

mala, a chain, a bond

mat, a chain,  road

malai t, a girale

matiji, 'as for you'

matii, grief, bitterness

mau, a servant, domestic

mauef, " "

maur, midnight

mau, with

maxi, to adjust, to balance

maxita, the ornaments of a

chariot

maxer, to take care of - to pay

attention to -

mat, mash

maxa, to balance, a balance, adjust

maxa, " " "

maxa, " " "

maxa, " " "

maxa, to strangle

maxu, despoil, strangle, kidnap

maxi, to balance, to adjust

maxak, the throat

maxak, " "

max t, the intestines

maxer, to take care of - to pay atten-


tion to

maxerat, magazine, wheat store

maxer t, " " "

maxerw, tribute

mashru, evening

mash, a soldier; 

mashr, to walk

mashu, a dagger

mashent, a travelling barge

mashit, battle, slaughter

masher, travelling barge

masharuru, a just of-

the balance

mashel, a navigable canal.

in contradistinction to an irriga-

ting canal


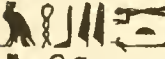













maa, comes

mali, the neck












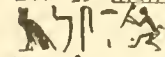




mashu !

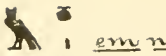


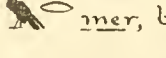
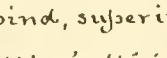
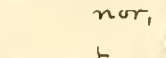
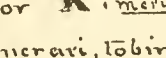





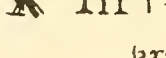



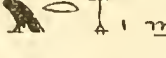



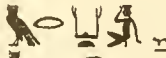
mabaa, extraordinary, exception










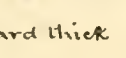
























masha, copper, turquoise, etc.



























-  meh, the weak  
 mehbi, humble  
 meha, a crown  
 mehenuh, shake, quiver  
 mahai her, besides  
 maha, leave  
 Mehennut, the great serpent  
 mehah t, enclosure  
 mehua, family  
 meha, a sepulchre  
 mehat, "  
 emcher, with the exception of-  
 em her, beyond  
 miu, the sea  
 mimi, a kind of date, or <sup>it</sup> maybe, the

cocoa nut


-  mas, to dance  
 em kefau, on the contrary  
 mak, give, make, over, plate  
 mak, to adulterate  
 mem, warm  
 mem, a flute  
 mema, with, by  
 mema ut, many  
 mem, with, during, among, amid  
 memau, a beast  
 memti, the cabin or the  
 fore-castle of a vessel  
 memu, hatso  
 memas t, hatred  
 memt, also  
 memnu, places, pools  
 memnu, gift, memorials


-  em nu, well, in good condition  
 em nu, well, also  
 em nehem, again  
 mer, bind, superintendent, gover-  
 nor, King's official, overseer, direc-  
 tor  meru, id.  
 merari, to bind  
 em ari ha, do not stop  
 em ari sura, do  
 not joke  
 mer per huti, superintendent  
 of the treasury  
 mer nelers hanu, The chief of the  
 prophets, the superior priest of a  
 Temple  
 mer ma peru, governor of tem-  
 ples, archpriest  
 mer ab t, the superintendent of  
 the workers in wood and copper  
 mer per u en suten messu, the  
 superintendent of the young prin-  
 ces' abodes.  
 merket, chief architect  
 mer nut, superintendent of a tem-  
 ple or governor of a city  
 em ra, thus, verily, of a truth, truly  
 merh, wax, to anoint  
 em rufu, on the contrary, nor,  
 not more than, neither, or  
 merli, the dead  
 mer list, superintendents of  
 five  
 emsch, a crocodile


 emsecht, a crocodile  
 enseh, to mislay  
 emseh, a crocodile  
 mestem, collyrium  
 mes, to bring, to introduce, bring  
 mes, to bring, a cake, or some food  
 mestü, a kind of food, a cake  
 emseh t, a crocodile  
 emter, vain;  mat, chain, bond  
 malö, hard thick  
 emlä, reverence, fear  
 melt, to die  
 met t, oil  
 mettef t, a sword  
 malennu, a road, a path  
 malen, the means, the way  
 mat t, mother  
 mat, to die  
 " " " " a monarch  
 mut, death  
 emlielän, you, ye  
 emlat, according to, on the part of, in-  
 matauh, a chain, a bond  
 em tati, do not give; an example  
 of  negative  
 mut, death;  emti, being  
 " " " "  
 emler, at all, whom  
 " emleri, archile  
 mu, a foreigner  
 mu, germ, descent, etc.


dience;  em  
 her nug, who obey him  
 emayxt, whilst, when, (after)  
 em nayt, whilst, when  
 mayt, a mason, an explorer  
 of mines  
 mayali, reservoirs, basins  
 masha, an archer  
 masha, a captain of in-  
 fantry  
 masha, soldiers, infantry  
 masharu, incense of an  
 inferior kind  
 masha hali, incense from the  
 country of Am  
 may, a balance  
 masha nefen, young  
 recruits  
 maker, a mortar  
 mat, to die, death  
 ma, like, so, and  
 ma, like, according to, as, copy.   
s'ma, the will;  tu ma  
ax, how art thou?  
 ma, a cat  
 " "  
 " "  
 ma, a road  
 ma nen, of the same rank  
 may, a cat  
 ma nen, of the same rank  
 mana, a fellow, an associate.  
 a familiarity, a community of  
 interest, equality, the act of


living together in common


 mi, woven stuff, fine linen


 mi, a cat


 ma ax, which is it? how is it?

 lu ma ax, how are you


 ma lu, as said, as if said, suppose,


 ma lu t en ek, like as if it had been told you. suppose, as if it were, so to say


 ma t, a road


 ma u, a cat


 " "


 " "

 ma t, a carpenter's axe


 men, daily, perpetually


 mer t, a female office or relationship


 mas t, kidney


 em nennu, as, as well as, like as, thus,


so-


 ma ti, equally, alike


 ma ti, copy, reproduction, truly


 ma ti, alike, truly


 ma i, brightness, beauty

 ma, in, with, from, by, as


 " " " " " "


 ma, a recluse, a woman of the harem

 ma per, harem


 ma i, light


 ma i "

 ma i ti, likewise


 ma, give, gift


 ma nnu gifts


 ma t, mother

 ma fek, turquoise, pleasant, rejoice


 ma fek " " "


 " " " "


 ma k, duration



 ma k, to rejoice


 " " "


 ma k, to cover, to protect, to preserve, to envelope


 ma i t, the tomb


 ma li ni, a precious tribute brought by the Rotennu


 ma t, fruit:  oil offering

 ma t, a place



 ma, in, with, from, by, side of, how is it,


for, of, like;  em ra, to make;


 em se tu, from the soil;


 em ra kat, in construction;

while, a half


 ma, come;  ma, a place, a temple


 ma per u, temples


 " " "


 em as, in the place of, in regard to,


according to


 ma h, an oar, a paddle


 ma h, a chain


 ma le p, a headache


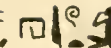
 ma, a place, to give, to concede

 ma, lute, a cubit



 ma, come, approach

 ma au, the hair

 ma fek, copper,



  mahan t, To do homage, to



obey



  mahanu, youth, soldier, hero

  " " " "



  mahi, a relation

  mahaui, family, relations  
tribe



  mahan, a liquid measure

  maha, a kind of measure for



pomegranates



  mahan, to despoil, to undress,  
to strip



 mai, the optative form, may, let;



  mai ak, let me or may I



enter


  mai, to utter shouts of joy


  mai, to give, to make, to do

  mai u, seed, germ

  mai, wine


  mai, come


 mak, regulate, so that

 mak, about for grain transport


 mak, consider, take into consideration, reflect

on, examine, since, because,

 maka, certainly, truly

 makata, a grove


 mak t, fields

 maka, to put behind oneself, to

reject, to turn one's back on; The con-  
trary sense is, to stand behind one, to pro-

tect, as Isis protects Osiris standing


behind him with her wings outspread



 makaru, a tower



  mak, the crocodile, sym-



bolical of the evil.


  maka, a fighter



  maka, fire, smoke


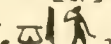
  maka, arrow, dart, archer

  maka t, ? (slaughter house)



  maka, courier, groom, adult



  " " " "



  maka, a veteran


  maka, a courier, a groom, an adult



  maka t, ?



  makahan, the back of the head



  maka au ru, fire smoke



  manuta, jewels



  manuta, besides



  maruh, a lance



  maru, a title of honor

  maruna, a groom

  maruna t, whip, tiller



  maru, part of a door



  maruru, a cavern

  maruru, an enclosing wall,



a tower



  maruru, a groom, a driver


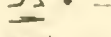
  maruru " " "



  ma to bring tribute, or presents, as



" " an act of homage



  " " " "

  ma, a bouquet of flowers

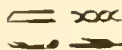

  mat, cabin


  mat, a voyage


  mat, cabin, the going into a cabin

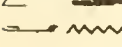
  " " " " " "

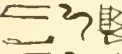
ma

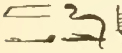
 **mat**, the solar barge, of sunrise as  **sekhte** was that of sunset

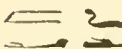
 **matau**, to tie securely, to be attached to, to envelope


 **malaba**, a finger

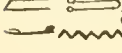
 **malen**, resting, in peace, welfare, quiet


 **mat**, to open, by force, something


 " " that is closed, to open roads, to press, to squeeze


 **matet**, a whip

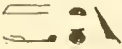
 **malennu**, to facilitate

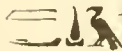
 **malennu**, to facilitate, to give way to,

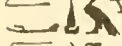
 **mat**, the truth, truly, to do right

 **malennu**, road, path


 " " "


 **malen**, cutting or edged instruments, such as knives, swords, blades &c

 **malau**, mercenaries, the police of the necropolis

 **mala**, cultivated fields

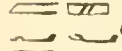
 **matau**, " "

 **malau**, the hunt, hunters

 **maska**, to walk, to march;

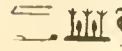
 **mashai t em**

**sa**, to follow

 **mashai**, " " " " "


 **masharu**, an inferior kind of


incense


 **mashai**, part of a chariot or

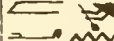
ma, m<sup>r</sup>


its harness, laces or straps


 **mashepu**, the barge of the dead

 **masherru**, the evening


 **mashennu**, barge of the dead

 " " " "

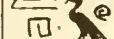
 **ma**, with

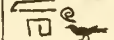
 **mai t**, some substance


 **mau**, dead fish

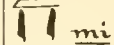
 **mak**, the tongue


 **makt**, the whip, flagellum


 **mahanti u**, a courtier's family


 **mahu**, an officer's family

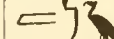
 **mai**, a clasp, the eye of a hook & eye'


 **mi**, to wade

 **mama**, to bear


 **memen t**, clearly, perpetually



 **menen t**, conv

 **em mat**, also


 **mer**, superintendent, overseer, governor

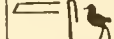
 " " " "

 **mer**, to die

 **em ru**, at the opening, at the entrance, at the mouth -  **em ru**

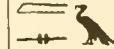
**abt**, at the eastern entrance


 **merui**, death


 **emsuh**, a crocodile

 **mekeru**, an animal's hind quarters

 " " " "





























 **masau**, to extend oneself on, to anoint, to rub, a lotion

 **masmu**, the current
































 **mas**, hale




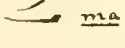





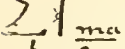





ms mt


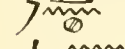



-  mas, to anoint
-  " masi, to bring
-  masmas, to dip
-  masi, to bring a tribute present
-  " " " "
-  mas, to walk, to go ahead
-  em sa, follow, following, à la suite
-  masmasi, to aggrandise, to enrich, to furnish abundantly
-  masmas, partition, to divide
-  to measure, to portion
-  masmas, " " " " " "
-  masf2, provisions, food
-  masru, something used in connection with lamps or fire
-  masl, a hard stone, anfetstone
-  masauh, a chain, a bond
-  masu, to extend oneself on, to anoint, to rub, a lotion
-  mest, a palette
-  mestä, "
-  met, die
-  met dead
-  met, ?
-  met, ?
-  man, a kind of food
-  muhut u, nomadic tribes
-  em lili, a kind of indefinite pronoun
-  " " " " em lili ari, let it be done
-  maxi, above, after
-  max, when, whilst

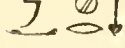
max, ma

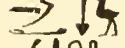



-  maxa, desolate, desert
-  maxt, after
-  max, while, when, after
-  maxt, " " "
-  max, a balance
-  masker, the evening
-  ma, the Truth
-  ma, a sacred ornament
-  ma, true, real
-  mau, the just, the good, the true
-  ma, mind, vapor, cloud, a puff of mind
-  maxeru, 'called the just', said to be just, justified, the justifier,
-  ma, to go, to walk
-  maxeru, the justified
-  ma, to destroy, n° nine, 9
-  ma, dead, cut
-  ma, see
-  " "
-  ma, a beast
-  ma, a place
-  ma, to slay, to cut, to immolate
-  ma, to cut
-  ma, true, truth
-  ma " "
-  ma, a puff of air
-  mennu, gift
-  ma, to come
-  ma, true truth
-  ma, some substance.
-  ma, to make an offering, to present
-  ma, to open, to extend, to extend the arms





 ma t, mind  
 ma t, air, cloud, wind  
 ma, sacrifice, offering, fresh, offering  
 ma, imperative form, come!;    
 ma heri en ek, come if you please!






 ma, fresh, recent  
 ma, the shoulder, the side  
 ma, true, truth;  or   
 hebs ma, in reality, clothed in truth



 mahu, wonder  
 maner, counterpoise of a collar  
 mani, the bastonnade  
 mat, to offer a victim  
 mau, bolts or bars with which doors were secured





 maxeru, truth giving, justifying, assuming a function of Ra (the Sun) the Truth; Words partook of the character of Ra when they were uttered by Pharaoh; The dead became verified or justified, in the hall of judgement, by Osiris






 makes, a lion  
 ma, to shine, brilliant, splendor  
 ma, new; smai, to renew;  
 em mau, anew






 maa, to see, to look, to recall to oneself.  
 ma, to grow, to live  
 ma, to see  
 ma, to give, to graze






 ma, a beast  
 ma, a stalk  
 em ast ret, the angle or the side of the foot  
 maar, powerful, puissant  
 maaru, poor, miserable, unfortunate




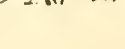

 maau, a lion;  
 " "



 maa, to see  
 armaa "  
 armaa "  
 armaa "






 maa, the sole of the foot  
 mai t, a chapel  
 mau, among, jick re, re  
 mau, a jaw, a leg, an arm  
 maanuru, a fort

 mati, a seat  
 mat, a seat, a chair, a dais  
 mau, a stalk  
 mau, a bench  
 mau, light








 mau, a stalk  
 mast, light  
 mast, a lynx  
 " "  
 " "

 mah, a wreath, a crown  
 mahuu, side of a ship, waterline  
 mahu, a chaplet, a crown  
 " "  
 mah, a kind of antelope





 maiu, a cornice  
 maft, to traverse, to travel  
 over, to wander

 mah t, the door of a jylow  
 mai t, a lance or spear  
 maiu, light, beams  
 makasu, a dagger  
 mak, a kind of stone used in ma-





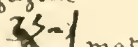





king amulets







 mak r ?  
 maka, a mast  
 makaku, moisture of the earth  
 mamu, to run, a courier, a runner  
 mamu, to kill, to massacre  
 mama, a doum palm  
 maen w, the open, <sup>n</sup>roofed

space in an edifice; the court  
the vestibule



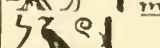


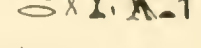

 manu, to attend to one  
 mar, to grieve  
 maruau, a grove  
 marw, the open, <sup>n</sup>roofed space

in an edifice, the court, the  
vestibule


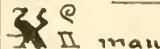



 mas, a calf  
 mat, middle, the heart  
 mau<sup>u</sup>, a gazelle  
 mat, an island;  mat, fresh, new  
 mat, a lion  
 mat, a cat  
 mat, hard, granite  
 mat, grow, renew, die  
 mat, new, fresh

 mah, ankles, feet  
 " " "  
 mai, a runner  
 maiu u, justice of the limbs  
 mai<sup>u</sup> growth, renewal  
 maau, a bouquet, a tuft, a tuft








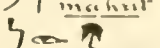





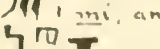

of lamark

 ma, a mirror  
 mat, fresh, new,  
 " " "  
 mai, " "   




merh mat, fresh oil



 ma, an island  
 ma, a piece, water  
 maga, the beam of a balance  
 mai, light  
 ma, the name of a certain space



of water


 mat, a stalk  
 mat, a chair, a duc  
 mat, a chair  
 mau, a wreath  
 mai, a wild beast  
 mah t, nondor  
 mah<sup>u</sup>t, a gazelle  
 ma, a wild beast  
 mai, to see  
 ma, a mirror  
 mau, shine, brilliant, splendor  
 mai, a wild beast  
 mai, an island  
 mah t, the door of a jylow  
 manu, a courier, a runner, to run


mt


 mem, a doum palm  
 mema, a kind of tree, to mow  
 mem en penen t, a co-  
 coconut tree


 mer t, a scale  
 naruit, evidence


 mes, a calf  
 " "


 metiu, an overseer


 mat, granite



 mat, a witness


 met, to walk, to mount


 meti, a scorpion


 mat, Syenitic granite


 mat, " "



 act mat, the sole of the foot, also  
 an instrument in the shape of  
 a thigh or hindquarter  
 with which the mummy's  
 mouth was opened, (in Ancient  
 an operation called the  
  
apru, Open the mouth


 mali, crocus hortensis


 mali, crocus terrestris

 mali, crocus palaestris



 mu, death

 mu, new, anew;  set em mu  
 restore them


 mex, inflamed, flaming, brilliant  
 shine


 may, devoted to, an ordinal prefix


 meh, a belt, a girdle *or. ordinal prefix*

 meh, a cubit, a fore arm's length, 


meh

 meh, to be full, covered, ornamented, to  
 fulfill, to be master of a thing, to  
 possess, to take, to seize, to coincide,  
 complete, power, domination, con-  
 trol, to be occupied in- to do an  
 act needing power, skill


 mehu, " " " " " " " " " "


 meh, to fill, to cover with water,  
 to submerge, to inundate,


 meh, " " " " " " " "


 mehi, " " " " " " " "

 in late date was used for ; satisfaction



 meh, a feather, a wing


 meh hati, satisfied


 meh, abyss


 meh, to arrest


 meh, a crown, a chapelet


 meh, the North wind, 


 mehi, a crown


 mehi, a kind of fish


 mehi, the North wind


 meh, the North


 mehi, " "


 meh, a crown, a diadem


 mehi, the North, Lower Egypt


 meh, a stone of which amulets were  
 made.


 meh, flax, linen








 meh, ear











 mehen t, the Serpent Mehen










 meh t, a liquid




 meh t, a vase for ointment, or stibium







 meh t, a crown (of d. &.)







 meh t. a fan  
 mehi, to drown  
 mehu, to launch, to rig or to hire a boat  
 mehu, North  
 mehu t. to fill  
 meh " "  
 meh t. to wash gold













 mehu, a stone of luck; amulets were made  
 " " " " " " " "  
 meān, a wreath;  mehi, illuminati  
 mehin, a gazelle  
 mehen, The Serpent Mehen  
 " " " "  
 mehen, a crown  
 meheni, the two Mythologic serpents  
 mehen t. the serpent Mehen  
 mehen t. a crown






 mehen, the residence of Osire  
 mi, a fish  
 meh t. the north;  mehi N. wind  
 " " " " " " " "  
 " " " "  
 mehi " "  
 meh, wood, grain  
 mfuu, a sailor.  
 nefuu, a breath, an inspiration, a whis-

per; 'I give inspirations in my quality as general in the Army'  
 mesen, a sanctuary at Gafso  
 " " " " "  
 mesen, a chamber at Gafso, where the Gods were robed

 meru, the bull disease  
 mer, to suffer (physically or morally)  
 men, a chequerboard  
 mem, firm  
 men, a territory, a district, to place, firm, on, a station; to establish.  
 men t. a mountain

 men, a mountain  
 men, " "  
 men, heaven  
 men, daily, constantly, perpetually  
 men, no, not, that which should not be  
 men, firm, well founded, well based.  
 well established

 men, 'such an one', tel ou tel  
 men hali, firm hearted, resolute  
 men, the fore arm  
 " " " "  
 men, leg, shank, thigh, the upper part of the leg  
 men, a boat  
 men, place of repose, repose, bier  
 " " " " "  
 men, no, not, defect  
 men, a fault  
 men, a jar  
 men, a liquid measure

 men, hide, conceal, a variant of  
 men men, to hide, conceal  
 men, sand  
 men men t. 'certain person', tel ou telle,  
 mena, to anchor, to way, to shore

men

- mena, a pole, to anchor, to stop
- mena, to arrive, to anchor
- mena death
- mena, driver, shepherd
- menat, a constellation of the east.

in heavens

- menat, a counterpoise for the collar
- menat, burial, the arrival

at the tomb,

- menat, a harbor
- menau, sleep, death
- menau, the table on which men were laid when tortured

- menau, approach, arrive, the arrival of a vessel;

- menati, an executioner, torturer

- mena, a dove

- " "

- " "

- " "

- " "

- " "

- " "

- " "

- " "

- menat, a milk cow

- menatu, shepherds, foreigners

- mena, " "

- menf, rings

- menefa, a soldier

- menfi, soldiers

- menfi, a soldier

- men refer, bracelets

men

- menef, t, a soldier

- menef t, bracelets

- menefi, " "

- menht, a subordinate officer, lieutenant

- menh, a plant, colchicum species

- menh, wax

- " "

- menh, a youth

- menhu, a sacerdotal title

- menhata, fodder

- menht fodder, clover

- menhut, white stone, or pottery

- menhet, forced labor, contribu-

led labor

- meni, to hoe, to pick, to work

- meni, a soldier

- meni, to plow

- menkt, a pigeon, a swallow

- menkt, to form, to create

- menkt, to be worn out, to be tired,

to repose

- menkt, to accomplish, to form, to

- menkt, construct, to work, to con-

summate

- menkam, a kind or a quan-

tity of mine

- menem, to conceal

- menmeni, to perambulate








- men, a leg






















- menmen, cattle

- menmen t, cattle



- mennu, a gum, a resin

















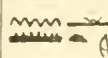







- mennu, a harbor, a port, a station

-  menennu, a harbor, a port, a post
-  mennefer, a collar
-  mennu, a place
-  mennulā, conform
-  mennu, an offering
-  mennu, statues
-  mennu, the priest who offered the sacrifices











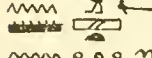
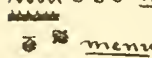
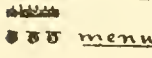

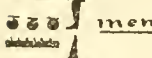




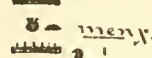

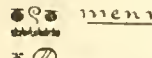


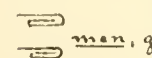
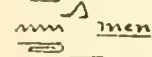





-  mennu t, daily, constantly
-  mennui, a cloth
-  mennu sa, a computing scribe
-  men, a measure of capacity
-  mennu, gift, monument, memorial
-  menu, a rope
-  menu, an aquatic bird. repr. the ord. principle
-  " " " at Safo
-  mennu t clothes
-  mennulū, defects, ill
-  mennu, a tree, a grove
-  mennu, bread for offerings
-  mennui, a dry goods measure
-  mennu, gifts
-  mensem, a jar of some liquid
-  mennu, a military post, a station
-  mennulū, bracelets
-  mennu, to arrive
-  mennu, the rump
-  mennui, fire
-  mennu hut, white manna.


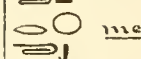



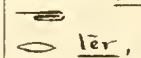
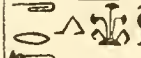
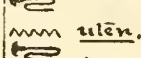

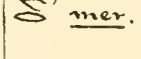
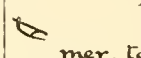
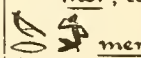
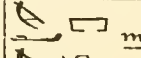
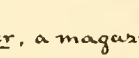


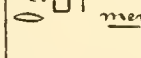

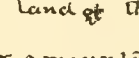
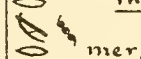




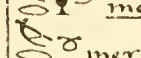
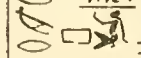
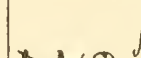

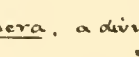

The iamarisk was sometimes so called

-  mennu, an instrument
-  mennu, part of an offering









-  mentī, black stone, durīē
-  ment, a flow
-  menter, incense, the perfume of incense
-  ment, daily, continually, perpetually
-  mentī, the breasts
-  men nini, Phœnician water
-  ment, that which is wanting, in default of.
-  ment, a bier, couch
-  ment, a swallow
-  ment brown stone
-  ment, a counterpoise
-  ment, a vase
-  ment, a beer measure
-  mentī, a black stone, durīē
-  ment, groves, meadows
-  ment, a narc
-  mentī, working people, laborers
-  menu, rope, living
-  men ur, incense, the perfume of incense
-  menui, title of the priest who killed insensate animals
-  menx, fabricate, work, build, execute, finish
-  menx, fortunate, beneficent, perform, create, work, execute, work
-  menx, workmen
-  menx, clothing garment

transitions, proper, useful











-  menx, clothes, garment
-  menx hut, white pottery
-  menx, utensils, things that are made
-  menx, clothes, garment
-  menxt, the mummy swathings
-  menxt, work, utensils
-  menxt, clothes, garment
-  menxaru, a kind of fabric, of linen, or rope
-  mensh, a sea going vessel
-  mensh, clothes, garment
-  menshu, a sea going vessel
-  mensh t, colors
-  menu, a fault, flaw, illness
-  menu u, any monument which is a memorial of the past
-  men, memorial, gift, dedication
-  men, a grove
-  men, a plantation of trees
-  men, an obelisk
-  men, fine monuments
-  menui, to recollect, to remember
-  menxt, a pigeon
-  meniu, buildings, structures
-  mennu, jars
-  menxy utensils, clothes
-  mer t, to hut to bed
-  meri, the Pastor race
-  men, go round
-  men, go around, perambulatē
-  ulēn, a weight, a pound
-  men men, perambulatē, go round
-  men, to go round



-  ulēn, a weight, a mna
-  mer t, a circle
-  "
-  rit, midday, time epoch
-  vert, a place of repose
-  rit, midday, time epoch
-  lēr, to spring forward, to dart-
-  rerha, to retrace the steps, to repeat
-  ulēn, a weight, a mna
-  mena, to pace, to go around
-  mer, a precious wood obtained from Assyria as part of tribute
-  mer, to love, to kiss, to attach, the will, friend
-  mer, to love;  mer mountain country
-  mer, a magazine, a storehouse
-  "
-  mer, the eye
-  mer, Egypt;  ta mera, the land of the Sycamore
-  mer, a mountainous country
-  mer, a precious wood obtained in tribute from the Assyrians
-  mer, an oar
-  mer, a water course, the sea
-  mer, a sycamore tree
-  mer, sycamore wood
-  mer, to envelope, bandage, swathe, tie
-  mer per, a person attached to a lēm-jole
-  mera, a division of land, a region, a street;  Jamera, a name of Egypt
-  mera u, agriculturists






































-  mera t, midday
-  merh, wax
-  merh neter hebs, holy oil ?
-  merh t, wax
-  merhten, to anoint, to rub with an oil
-  merh t, wax
-  merhu, to daub, to anoint
-  merhten aa anru

s'kami, to anoint with (the oil of) the great black stone, used in embalmment; bitumen?


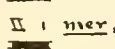
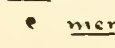

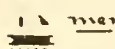







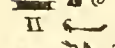

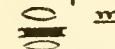



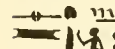
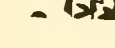

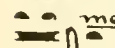
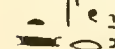







-  merhur, to sustain a damage
-  meri, the base of a triangle
-  meri, a juicy wood
-  meri t, a name for the heavens
-  meri, a sycamore tree
-  meri t, the beach, a villa by the water
-  merit, the beach;  beloved
-  merhu, to anoint, to soak, to imbibe
-  merhten an, holy oil, (oil of forefather, god)

-  merh s'kat nu neter rest  
oil extracted from holy things
-  merh heli, thick oil, oil thickened with flour






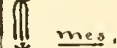


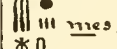
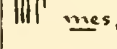







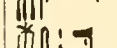

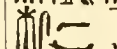

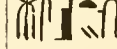
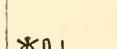
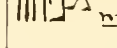
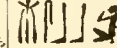
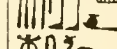
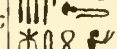
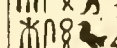
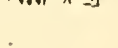
-  merer t, wish, will, friends, agreeable
-  merer, cakes
-  meru ru, Abaloite, a god
-  mer t, a kind of box or chest, water
-  mer t, a person attached to - mink
-  mer t, to attach, beyond
-  mer t, wax
-  mer t, a cur

-  mer t resh, the South
-  mer t mesh, the North
-  mer t, the eyes
-  mer " " " " 
-  mer t, a chest
-  mer t, a mountainous country
-  mer tu, attached to - a mink
-  mer u, a package
-  meru, a watercourse
-  merui, was agreeable, pleased, agree
-  merau, a joke
-  meruri t, a bird
-  meru, a mountainous country
-  mer t, an inkstand
-  merut, the places, in tombs, where corridors cross each other
-  merur, to suffer physically or morally
-  merisya, the jules, ornamented with silver, used in setting up tents
-  mer tu, the loving ones, friends,  
    
Lennu en of shenti eni shenti to of,  
how he duells among his friends  
is. how great he among his friends
-  ma per a magazine, a love letter  
Pithon and Rimmar probably con  
lained ma per
-  perer, to run away, to be off
-  hab a plough
-  mer, a basin, a watercourse
-  mer, weavers



mer




-  meru, laborers attached to the soil, vassals
-  mer, a weaver
-  mer, a laborer;  hat mer, before, current, predecessor
-  mer, a watercourse
-  mer, the inundation of the Nile
-  meru, spondilists, monks
-  mer bu, Phlegethion
-  mer hat, tomb, funereal monument
-  mer ha " " "
-  mer hat, a sepulchre
-  maharu, a cabin, or hut, of the Saarru people
-  mak u, the bastinado
-  maja, pastry
-  meru a watercourse, pool
-  meru, the plural of 
-  meruh, a club, lance or boat hook
-  mest, the kidneys
-  meta, the laboring class, working people, laborers
-  meru, waves
-  meru, like
-  merset, the large intestines
-  meru meru, friends
-  mat, to cut off
-  malamati, a weapon
-  mata, around, about
-  malaruad t, at the side, beside, near
-  mala sefexi, to uncover, to lay bare
-  mer ur, Lake Meris, the Great Lake








mes





-  meru, a crocodile
-  mes,  mes,  mes,  mes, meskata pen nu, ratigrass, mint
-  mes, born, child, engender, form, fiction, son is often replaced by  mes;  mes leather
-  mes, the product or source of a river
-  mes, born, child, engender, son, fiction, generation;  mes  mes, not yet born, not yet modelled, not yet constructed, not yet designed
-  mes, child, born, engender
-  mes, parturition, born, to bear, to bring forth; to represent one by a statue, as "I have mesu my father in gold" i.e. I have made a golden statue of my father.
-  mes, born, birth:
-  " " "
-  " " "
-  " " "
-  mesu neloru, a name for the entrails
-  mesu har, " " " "
-  mes, to defend, protect,
-  mesa taner, a stone cutter
-  mes asti, the table on which animals throats were cut
-  meseb, to turn in a circle, to circulate to consider, to examine
-  meseb, to consider, to examine
-  mesbeb, to wash
-  mesef, to rejoice
-  mesch, to turn back -
-  mesht " "

meo









 mesuh, a crocodile  
 mesuh, to strike with an edged  
 weapon


 mesha, to breathe joy  
 mesi, to defend, to protect  
 mesi, New year's day evening  
 meal



 mesi, the rearing of birds  
 mesi, New Year's eve  
 mesi, a young girl  
 mesekliu, a bracelet  
 " " "  
 mesek, the place of torture  
 " " " "

 mesk, to train, aim, shoot, to draw a <sup>weapon</sup>  
 mesek, the skin the epidermis  
 mesek, a skin, leather, hide  
 mesmes, an invention, the scheme






of a building, combination, the  
 complication of a building







 mesmesi, " " " " " "  
 mesen, a basket for packing dates  
 mesentü, were born  
 meses, born, engender  
 meses, a strap;  meses t, a staff  
 meses, to trace, to draw, to represent  
 meses, to surround, to encircle, to




girdle  
 mesbeb, to surround, to encir-






cle  
 meses " " " " " "  
 mesou, born


mes




 meset, hat  
 mesem, collyrium  
 " "  
 meset, hat  
 meset, collyrium for the eyes.



 meset, sole of the foot, the ankle  
 meset, collyrium  
 meset, hat  
 mesetü, hating  
 mesetü, hating  
 mesa, a joailette






 mesa, a form, a figure, an effigy  
 mesü, an odoriferous plant, a bouquet  
 mesü, " " " "

 mes t, place of birth, lying in' chamber  
 meset, hat  
 mesem, collyrium, stibium  
 mesü, horn  
 meset, the constellation of the third

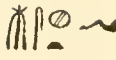

scorpion  
 meset, the constellation of the fourth

scorpion  
 mesü, a serpent  
 meser, the ears  
 meseru " "

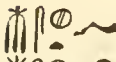
 mesu, injury, degradation  mesu belshu, rebel, en-  
 emies

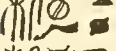
 mesem, the place of the new birth  
 mesem " " " "  
 " " " " " "  
 " " " " " "  
 " " " " " "


mes, mut


 mesret, the thigh, the hind quarter, in contradistinction to 


Xesesh, the fore quarter

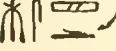

 mesret, the North

 mesret, an angle.


 mesxi, to breathe joy

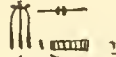
 mesxeti, the nostrils


 messhen, the place of the new birth

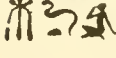
 messhet, the thigh, the hind quarter in contradistinction to 


Xesesh, a forequarter


 mesen, a chamber at Esfoo where the gods were robed


 mest, a diadem

 mestmstibium, collyrium, Kohl


 mest, hating, rejecting the law, an enemy


 mest, the sexual part, end


 mesxa, to breathe joy


 mesek, leather


 mut, mother, alone, sole,


 mut, great terror

 mut, the year


 mufka, copper


 " " "

 mut, a weight, a value

 mut, mother



 mut, the door of a jylon




 nehap, to make pottery


 nehar, to resemble


w


# N


 en, of, by, from, to; when it occurs between the pronoun and the verb it marks the perfect tense, mm  lat en


cf. given by him, he gave; in the imperative -    shep


en lennu, take ye!  was used instead of mm nen, the negative

 na, an exclamative particle, well! now then!


 na(xt), to prevail


 na, victory


 naa, a medicinal plant


 naau, " " "


 na, come, go;  nas, towards


 na " " "


 na, a mythologic serpent

 maau, come, go

 maau, a mythological serpent

 mail " " "

 mai, come, go

 nail, a vessel or part of one

 nar, a fish

 nabui, fire, smoke

 nas, to invoke, to adore, to address, to recite

 nas, to, towards;  nas








en cf. to him

 nas, to hail, to address




 nei, water











 na, to have pity, compassion.

 nes, a house

-  na an account
-  na, paint, ink, color, list, catalogue
-  " " catalogue, writing, slate
-  na t, ordinance, decree, prescription
-  naa, paint
-  nab, a jar, a certain quantity
-  nai t, the place where the valuable articles of the house were kept

and where the funeral cortege assembled



-  nah, a rope
-  nai, air
-  naruna, young soldiers, recruits

-  nat, to twist a rope, to lay up a rope
-  natie, a fish
-  nala, a Jew
-  nala, to contemplate
-  nan, a handful, a grasp
-  nauit, a weapon, a sword
-  nau, paint
-  nash, power, powerful
-  nan, a wild goat
-  nan, "



en aa, great, grand

nae, the; na enti, those










who-def: article sing:









-  nau, a residence
-  nai t, "
-  naruna, the

officers




-  nahu a signal
-  nahu ur, dirty, unclean, ab

ject, enemy

-  nakor t, lying
-  na enti, those who are
-  naru, food
-  nasi, foul, vile
-  nasi, "
-  nataxi, a lyre.
-  nauatan, to tremble, to strive
-  nau, a place
-  naseku, paragraph, division of writing.

-  en ab, the east, a name of Amen Ra
-  nebat, thorny or prickly plant
-  neb, a sledge runner, a mallet, a beetle
-  neba, palm wood
-  nebat, fire
-  nebau, a seat, a chair
-  neba, a staff
-  nebbu, to float on water, to

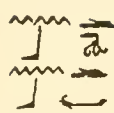

swim

-  " " " " " "
-  nebbu, a kind of flower
-  nebi, part of a bow, the slave of an

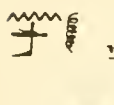
art

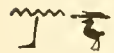
-  nebi, lord, master
-  nebit, lady, mistress
-  nebit, a chair, a seat
-  nebit, to proph, to consult
-  nebs, date tree
-  nebs, a date tree
-  nebs, a palm tree
-  nebs, date
-  nebs, dates
-  nebs, date palms


nb, nf


 **nebt**, to plait, braid, to noose  
 **nebt**, iron work, to iron, to garnish


with a metal


 **nebt**, a tress or a lock of hair, to weave (conspiracies), to plot evil


 **neblu**, a disk


 **neblu**, iron work, to iron, to garnish with a metal


 **nebt**, to plot evil


 **nebs**, date palm


 **nebt**, to tie, to noose, to plait


 **nebt**, flame, smoke


 **nebt**, evil of some kind

 **nub enxu**, to gild


 **neblu**, to weave (conspiracies) to plot evil, a lock of hair


 **nefu**, who, what


 **nefai**, aberration

 **nefau**, evil doing, wrong

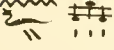
minded mischievous, to do evil

 **nefani**, direction, current, tendency, motive force


 **nefat**, bread or cake


 **nefu**, to run hither and thither, to be


lost, to wander, to be confused,

 **nefi**, erring, inquiry, getting out of


the right path.


 **nefi**, navigation, sailor

 **nefi**, breath


 **nef-nef**, to run hither and


thither, to get lost

 **nef-nef**, to water, to inundate


 **nef-nef**, a kind of worm or snake


nh


 **nefer**, good


 **nefert**


 **nefert**


 **nefet**, fan, flabellum


 **neheri**, a kind of bread

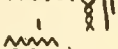
 **nahab**, a species of lotus


 **nah**, foul

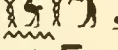
 **enher**, bread


 **enkeh**, eternal, eternally

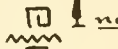
 **nahet**

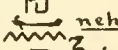
 **nehew**, to be cold


 **nehst t**, a tooth

 **enhu**, to attack

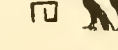
 **neh**, to execute, to form

 **nah**, a tree, a sycamore


 **neh**, to separate, to distinguish, whence

 **neha**, lose, few


 **neha**


 **nehaw**, to shout with joy, to


accompany on an instrument


 **nahamu**, rejoice, to


rejoice, enjoyment


 **nahani**, a sycamore


 **nehawau**, an officer, groom

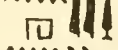
 **nehap**, to expulate


 **nehama**, a kind of fruit

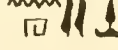
 **nehau**, a few, a little, some few

 **nehau**







 **nehau**

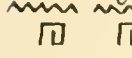
 **nehi**, a sycamore tree



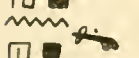


 **nehi t**






 **nehi**, Egypt, the land of the sycamore tree


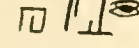
sycamore tree

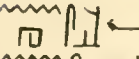
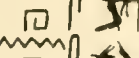


 nehis, to invoke  
 nehitū, a little, a few, some few  
 nehem, to rejoice, joy  
 " " "  
 " " "  
 nehem, to shout with joy, to accom-

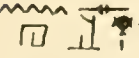

pany with an instrument  
 neh nehen sent, to ex-







cite  
 neh neh, to agitate  
 nehep to complete  
 nehep<sub>2</sub>, to protect  
 nehep<sub>3</sub>, to copulate  
 nehel<sub>2</sub>, to chase, to conduct, to direct








towards, to seize by force.  
 nehel<sub>3</sub> to copulate  
 nehel<sub>2</sub>, clay, daylight  
 nehel<sub>3</sub>, day time  
 nehel<sub>3</sub>, to lament, mourning  
 nehel<sub>3</sub>ui, to lament, mourn-





ing, to bewail, a wail  
 nehes, to awake, awake, a negro  
 nahas, to awake, to rise up, to



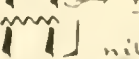


get up.  
 " " " " " "  
 nehas, a rebel  
 " "  
 nehas, to awake, to rise, to


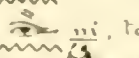



get up.  
 nahas, to awake, to raise  
 the eyelid  
 nehas, rebel, revolt, pride

 neh t, a few, a little, some few  
 neh t, proportion, dimension, form  
 neh t, a sycamore tree  
 nehu, want, require, lose  
 noha her, a foul face  
 neh, to assault






 nehem, to take away, to deliver  
 nehem, to carry off, to deprive, save  
 nehem, a palm flower bud  
 nehem, take  
 nehenti, listen  
 nehenu, to cry out with pain, lament  
 nehenu, to take away, to rescue


 nehema a  
 en reū, I saved the people  
 nehem, to carry off, to deprive, to save  
 " " " " "  
 nehent " " " "


 neher, a kind of food  
 neher t, a kind of bread  
 neher, " " "  
 neheru, " " "  
 nehas, to rebel



 ni, a residence  
 ni u, lance, spear  
 nib, a lance, a spear  
 ni ni, to sit, to rest  
 nif, an enemy  
 nif, power, strength  
 nif, breath, a pass, to pass  
 ni, to see, to look  
 ni her to agitate



ni, nk



 nikau, idle, lazy  
 nima, who, what, which  
 " , " " "  
 " , " " "  
 nini, to be amazed, astonished, to


recognize  
 nini, to incline, to adore, to do



homage  
 " " " " " "



 nini, to sprinkle  
 nini, flux, flood



 nek, to consulate, adultery  
 neka, thing, matter, affair



 nek t, " " "  
 nek u, provisions



 naka, to delude, provoke, false  
 criminal, impious, strike, afflict



 nek au, objects, things  
 nek, to strike, to afflict



 nekaw, to delude, to strike, to afflict  
 neka u, things, affairs, matters



 nekai, to delude, to strike, to afflict  
 nekab t, to wash, to refine gold.

 nesitaru, an imported liquor  
 neki, false, delude



 neki, a bull  
 neki l, a dagger



 nek, to wound, destroy  
 neken, false, lapse, slaughter, destroy



 nekeni t, a dagger  
 neken, false, lapse, slaughter, destroy



 neken, " " " "  
 neken g, " " " "



nk, nm



 nekt, to inquire  
 nekaa, to carry off



 enkeb, to afflict, to sadden  
 onekebs, date tree


 nekef, to steal  
 nekemer, sleeps



 nekenw, revenge, vengeance  
 nekem, " "



 nekenw, " "  
 nekenw, to fight



 neker, to knead  
 neku, may, 'may the Gods'

 neker, to sift  
 enka, a bull


 enka, to compel, to open by force, to  
 clear a passage



 enka, to dabble  
 enka, to open, to compel, clear the way




 enka, a bull  
 enka, a bull, beef



 enka, a soldier  
 enka, that which is broken, that




which is wanting, that which is in-

jured, distinctive  
 nek, a curse

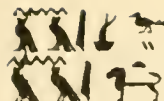
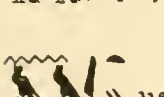





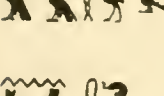



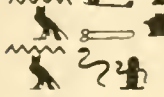




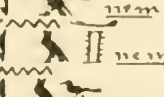


 nekaka, to cackle  
 nekaka, to dabble
















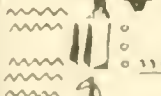



 nekaka, to cackle, to caw  
 neker, to sift;  maler, question



























 nemaa waler;  nema, who? whom
































 nemenw, take, remove, force  
 nemenw, destroy  
 nemema, a dwarf




















































 nemema, second  
 nemema t, to lie down, repose,  
 sleep, doze  
 nememati, to go towards, to join  
 nememaa, forced, vanquished  
 nemema, ? (repose)  
 nememau, ?  
 nememau, masonry  
 nemem, a wine press, to press  
 nemem, a vase, a jar  
 nemh u, the feeble  
 nememhu, the feeble, youth,  
 the deformed  
 nememshu, the deformed, defect,  
 miserable, humble  
 nemema, a wig  
 nemema, a jar  
 nemema, a wig  
 nememti, legs  
 nememtia, force  
 nemema, a cistern  
 nememat, a liquid  
 nemet, a block, the scaffold, the  
 gallows  
 nem, an oil, a liquid  
 nem, the place of execution or of  
 torture  
 nem, to turn back, to withdraw, to force  
 nem, forced  
 nemn, to half close the eye, to sleep  
 nem, to walk, to go, to go towards,  
 to join  
 nema, to build, to construct  
 nem, to diminish, to make or be




























come smaller, inferior miserable  
 nema, to embrace, to hug, to be  
 company  
 nemau, to shake (the earth)  
 nehema, to execute, to torture  
 nem, the block;  
 nemu to joinish;  
 nems, a wig, a hood  
 nems, a liquid  
 nems, a kind of food  
 nems t, the block  
 nemou, a wine press, to press  
 name, a liquid, a measure  
 nenu, force  
 nenu, an oily liquid, sacred oil  
 nenu, " " " " " "  
 nemtu, a wine press, the name of  
 a god  
 nemter, a steering ear, a rudder  
 nemtu, to turn back, force  
 nema, to repose, lie down to sleep  
 nime, who, what  
 nema to build, masonry  
 nehemtu, the legs  
 nehenu, an offering  
 en em naxt, white, whiter  
 nem, to incline, to bend towards  
 hanging  
 nemtu, man the incense-burner  
 nem, like  
 nem, a basket, a net  
 nemtu, a balsam  
 nu, water, the essence of a god accord  
 to the substance

-  nefer, good
-  nu, water
-  nu, to see
-  nenu, kind, sort,
-  neni, waters of a canal, <sup>river</sup> or of a
-  nenni, to excite, to push, to finish
-  nenni, to repair, to keep in good order, to take care of - to mend, a justice.
-  nenann, to defile
-  nenu, to lead, to induce people to do any thing, to induce them to conspire or to act on anything 'to make heaven tremble'
-  nenuhi, horns or antennae
-  nenuh, to shake, agitate, masturbate
-  nenuh, to execute
-  nenuhu, tree
-  nenuhu, to shake, to toss
-  nenuhuu, monuments
-  nennu, tribute
-  nenn, to see, to look
-  nenn, to go, descend, attend to, to repair, to disperse
-  nenu, water
-  nenu, time, epoch, moment, continually
-  nenu, an oricket of gods
-  " " "
-  nenu, a bird, a vulture
-  nenu, these, those, that
-  nenu, a vulture
-  nenu, cooking material































-  nenich, to be drunk, to be intoxicated,
-  nenich, to be drunk with joy
-  nenuh, a vase
-  nenu, a ring
-  nenu, these, those, that,
-  nenu, a garment, to dress
-  nenu, the immolation
-  nenu, the name of a bird
-  nenu, to descend, go, follow, walk
-  nenu, to see, to look
-  nenu, continually
-  nenuh, a rope
-  nenuh, drunk, to be intoxicated with joy
-  nenuhu, to shake, to agitate, to masturbate
-  nenniu, to defend
-  nenni, in good condition, <sup>hair</sup> in re.
-  nenni, water
-  nenu, emotion, agitate
-  nenu, to cook
-  nenu, "
-  nenu, a cook
-  nenu, a rope
-  nenu, "
-  nenu, "
-  nenu, a sergeant of Hades
-  nenu, to tremble, to shiver
-  nenu, a certain quantity of land or water
-  nenu, a kind of linen
-  nenu, to go hither and thither
-  nenuhu, to knot, to twist
-  nef2, to sow seed, seed, immoderate































-  nefz, seed, grain  
 nefz, to water, to inundate  
 " " "  
 nefza grain  
 " "  
 nefza, grains of wheat  
 nefza, grain  
 nefzi, a grain of wheat  
 nefi, wheat  
 nebit, wheat  
 nefzra, wheat  
 " "  
 neft ru, granary  
 neft, to sting, to pierce  
 nefat, datē, bread  
 nefat, a sylon  
 ner, a chief  
 ner, a victory  
 nerau, a vulture  
 neru, an Egyptian method of rendering  
 ; as,  xenru, a harness  
 nera, a man  
 nerau, brave, bravery, respect for  
bravery, terror inspired by bravery  
 nerui, awful  
 nas, after  
 neset, datēs  
 nesem, a wig  
 nasent, a jug  
 neser, victory  
 nes, after


































-  nes, flame  
 nesr, victory, governor, superintendent  
 nesr, a box, a coffin  
 nesr, flame  
 nesra, a kind of wand  
 nesert, flame  
 nes t, awe  
 nesu, the tongue.  
 nas, a proposition indicating, apper-  
taining to, nearness, connection  
 nes, a tongue  
 nes, a flame, a fire  
 nes, a flame, a frontlet  
 nesib, to devour  
 nesib, to swallow, to devour  
 neslit, acutlass, or a dagger  
 nes, to go through a path or road  
 nes, to be attached to  
 neo, to breakout, to smash  
 neo, to slake thirst  
 nasas, malady, sickness  
 nesha, a devouring fire  
 nesbu, to devour, to smuff  
 nesi, abandoned  
 ness, a proposition indicating ap-  
per-  
taining to, nearness, connection  
 nes nes, abuse  
 neset, to cut in pieces  
 neszet " "  
 nesjom, to swallow  
 nesju, to slingsy, to humb  
 nesju, to devour, to swallow  
 neser, Pulquebow

 neser t, a flame, a fire  
 " " " " " "  
 nes t, a preposition indicating  
 of/pertaining to. nearness, con-  
 nection  
 nes t, a kind of lotus  
 nes t, a bench, a seat, a kind of  
 chamber, a ledge  
 nest, a stick, an unit of measure  
 nes t, a seat, a bench,  
 nest, behind  
 nesu, behind, after  
 netbu, dominion  
 nebt, to iron, to garnish with a  
 metal, iron work  
 netbu, districts  
 netef, to spit, to moisten  
 netes, little, inferior, mediocre, ti-  
 mid, young  
 anet, salute, Praise, homage, glory  
 (Glory be to thee Amen. Ra ve)  
 " " " " " "  
 " " " " " "  
 net to knead, pound, mill, bray  
 " " " " " "  
 nelä, a subject  
 neti, a subject, from the root  
 anet to do homage  
 entih or enhit, a lusk  
 neti small, minim, inferior  
 neti, help  
 netem, soft, sweet;  
 henr ru netem let, sweet

mouth soft words.

 neti, small, minim, inferior  
 netih, or enhit, lusk  
 net, small, minim, inferior  
 netš, " " "  
 netš t " " "  
 netet, submission  
 nelü, little, less  
 entälä, inunction  
 enti, out of.  
 entenna, to lie asleep  
 entaru, horses  
 neter, a God  
 en lesen, they (fem: plur.)  
 entua, I am  
 neter, work, jalane, cut  
 neter, work, strike, beat, pull down  
 neter, to plane  
 netera, a carpenter  
 neteran, to make, to cut  
 neter, time,  
 nut, water, liquid  
 en t, of, who, which, that, on  
 entef, to wrap, to envelope  
 entä, ordinance, prescription, pre-  
 scribed, decree, compact, treaty, debt  
 entä, " " " " "  
 enteb, smoke, flame  
 enteb, to listen  
 net, an enemy  
 " enti, of, who, that;  
 enti hinc ek, who being with thee?  
 who is he that is with thee.

 **enti**, no, not  
 **enti**, perfume  
 **enti**, tie, attach, bind  
 **enti**, water, liquid  
 **enti**, saliva, froth  
 **enti**, water, liquid  
 **en-tik**, thou, it is thou, thou art  
 **ent**, the crown of S.E.  
 **ent's**, she (sing.)  
 **ent's**, she (plur.)  
 **enti**, being, existing  
 **en taku**, one of the seven oils of the offerings  
 **enti**, to tie, to attach, bind  
 **nu tra**, the first field of the lower hemisphere  
 **netsh**, to sprinkle, or to bind, tie  
 **nu**, a variant of **o**, of, in  
 **nu a**, **o**, to me, of me  
 **nuhu**, calves  
 **nuhi**, a rosette  
 **nuanu**, to go one's way  
 **nu** ablade, "sword  
 **nex**, auxiliary, ally  
 **nex**, a child, a young animal  
 **nex**, to invoke, to call for help  
 **nex**, to protect  
 **nexapa**, a whip  
 **naga** " "  
 **naxeb** " "  
 **naxeb** a lotus flower  
 **naxeb**, unwilling, a device, little, banner  
 **naxeb**, " "

 **nexebi**, a lotus  
 **nexeb**, to engrave  
 **nexab**, a lotus  
 **nexes**, to consume, to broil, to eat  
 **nexsi**, " " " "  
 **nexi**, protection, defense  
 **nexi**, to invoke, to call for help  
 **enxem**, to know  
 **nexen**, a child, a young animal  
 " " " "  
 **nexenn**, " " "  
 **nex**, power, powerful, force, riches  
 **nex**, power  
 **nex**, to step backwards  
 **nex**, a giant  
 **nexli**, an engraver  
 **nexu**, protection, defense  
 **nexu**, the many, the people  
 **nexui**, to invoke, to call for help, into  
 **hax**, misfortune, catastrophe  
 **enxex**, a child  
 **enxex**, to but, to strike with horns  
 **enxex**, to rule, to stimulate  
 **enxex**, a liquid, to sprinkle  
 **naxex**, a rosette  
 **naxexu**, " "  
 **naxexu**, fluid, blood, essence  
 **enxai**, when followed by **E** or  
 **E**, descend  
 **enxex**, a liquid, to sprinkle  
 **naxlu**, a fortress  
 **nest**, power  
 **naxek**, a little of some kind

next, power  
nex, "  
next lā, hard land, a field

sown with corn  
nesh, to terrify  
nesh, the holes of the nostrils  
nesh, strong  
nesh, to leap  
nesh, to mirror  
nesh, the salient part of a house, the portal

nesh, to undergo, to submit to-  
 " " "  
neshau, to terrify  
neshet, a liquid  
neshef, venom, poison  
neshi, a braid, to braid, a plait  
neshi, to defend  
neshem, green felspar  
neshem, about, the sacred barge  
neshem " " " "

nesh, a rib  
 or the barge Neshem  
neshem t, a sacred barge  
neshen, youthful  
neshen, opposition  
neshen, to pluck a bird  
neshen, oppose, contend, storm  
neshen, cruelly, a scourge, fatal,

noe, fiery rage, plague, revolt  
 " " " " "  
neshni, calamity, disaster, scourge, evil, fury, contend, oppose, quarrel.

furious: Hegret neshni lā, Hecate in her destructive fury.

neshen, oppose, contend  
neshen, quarrelsome  
neshni, oppose, contend, storm  
neshen, to spread terror, terrible, no, terror, calamity, scourge, misfortune, wound, blinding, darkness

" " " " " " "  
neshef, to blow  
neshef, to be seized with horror, to be agitated, startled, thrilled



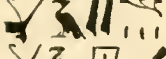

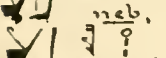





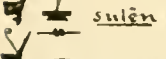



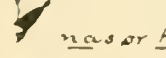

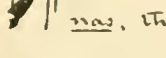





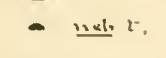
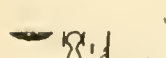

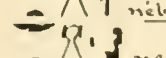
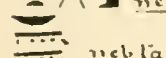

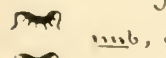
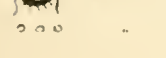



neshesau, a peacock  
nesh t, a lady's maid, hairdresser  
nesh mem, a liquid  
nesh t, to vex, to disturb




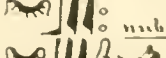









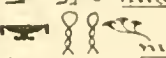
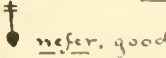




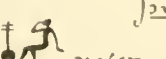

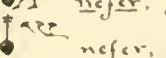
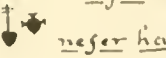

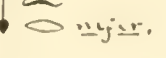







nesh t, strong, force  
nesh t, a sacred barge  
nesht strong, force  
 " " "  
nesht, terror, terrible, scourge,







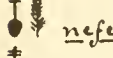


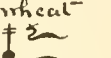








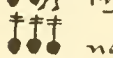

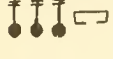









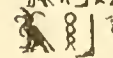

noe, calamity misfortune ve  
nesh, flower pots  
neshuananu, to ex-




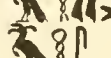



















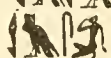







claim, a suppliant, poor  
neshesh, to destroy  
neshesh, to saddle, to walk  
nem, the name of a star  
en, the red crown of Lower Egypt; of from, by, to

na, a talisman  
na, water, a wave




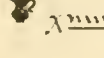















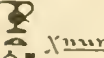








 naha, foul  
 nai, to descend  
 nai, flowers  
 nahru, a torrent  
 neb, lord, master  
 nebet, bones, muscles  
 nehenu, to rejoice  
 nehes, to awake, to arouse  
 nemna, repose, sleepy, lie down  
 " " " "  
 nas, the red crown of Lower Egypt  
 suten srai, a Chancellor  
 neper, flame, fire  
 neler, a god  
 neper, a fluid, an element, seed  
 nehen, to quarrel, to contend  
 nas or het, the white crown of Upper Egypt, light, splendor, illumine  
 nas, the white or silver crown of Upper Egypt  
 neb, lord, master, all, every, whatever  
 nebanx, the cover of the wooden  
 " " " mummy case  
 neb as, precious, all noble  
 nebs, dates  
 neb t, lady, mistress:  neb t ha  
 Neptihs, the mistress of the house  
 nebt sa, a protectress  
 nebt sa, a protecting goddess  
 nebtai, Lord of the two regions, Lord  
 of Upper and Lower Egypt  
 nub, gold  
 " " or  nub or nubi, gold






















 nub, to form jewels, to cast statues, jewels  
 nub, to swim, to float  
 nubi, " "  
 nubi, an unknown mineral or vegetable  
 nubi, to gild  
 nub hut, white gold, silver  
 " " " " "  
 nubti, vase  
 nub, to construct  
 nub hanlu, the golden reward, sacred  
 gold, a reward for bravery  
 nubau, to construct golden jewels,  
 to cast statues, ornaments etc  
 nubu, to cast, to model  
 nubu, gold  
 nub hek, a plant or a flower  
 nefer, good, perfect, merit, fine, elegant, idiomatically it means to finish, to complete; (for excellence) Osiris,  
  nefer can re  
 nefer can re, good or bad, see   
 nefer, youth fit for military service  
 nefer, a plant  
 nefer hat, kind hearted, kindness, benevolence, goodness  
 nefer, to be able to - to attain, to finish,  
 to end, to complete, to perfect,  
 good, fortunate, excellent, to pro-  
 lect, embellish, charm, please,  
 pleasant  
 nefer hat, handsome  
 nefer, a young man  
 nefer, handsome

 nefer, a young horse  
 nefer, a door  nefer, warmth  
 nefer, the burning heat emitted by  
     Setet which consumed  
 nefer het, the beautiful crown, the crown  
     of Upper Egypt  
 nefer, a stalk of wheat  
 nefer, a shallus  
 nefer, a stalk of wheat  
 neferi, see   
 neferi, a couch, abench  
 neferi, to bless  
 nefer, a rosette  
 " see   
 neferit, a lyre  
 neferi, a column  
 " "  
 neferi u, children  
 neferu, beauty, splendor, perfection  
 neferu, youth  
 neferu, hall of perfection, sarcophagus room in a tomb  
 neferu, a holiday garb  
 nefert, goods  
 nefert, a young girl  
 neferti, to bless  
 nefert het, the white, the silver crown  
     of Upper Egypt  
 neh, to drag, to annihilate  
 neh, to agitate  
 neh, to van to request  
 nahbet, to sustain, to nourish  
 nahbu, " "



















 nahet, an oil  
 nahet, to have faith, believe, confidence  
 neh, to request, a vow  
 neh, active, excite, revolt, a negro  
 nahsi, negro  
 ncht, to sustain, to nourish  
 neht, confidence, belief, to have faith  
 neh, the neck  
 neh, " "  
 nehkeb, a serpent, a python  
 nahau u, wishes, vows  
 nehkeb, a serjeant, a python  
 neh, the neck  
 " " "  
 neh, to mould, to form  
 neh, to mould as a potter  
 neh, to stretch  
 neh, confidence, belief, to  
 " " " have faith  
 nem, again, repeat, see, perceive  
 nem heb, a second festival  
 nema, to embrace, to hug, to strain  
 nemu, reservoir  
 nemh, deparity  
 nem nemu "  
 nemnem, renewed prosperity, re-<sup>turn</sup>  
 nemes, to provide oneself with  
 nems, a rig  
 nems, a jug or liquid  
 " " "  
 nemti, to vanquish, to force  
 norill nem t, footsteps












 nemu, repeat  
 nema, repose  
 Nem, Nun, the god Chumnu  
 xnum, exjar, to join, to attach, to unite  
 with, to guide, accompany, to arrive at - to direct, to join  
 xnumu, and variants of the above  
 xnumu, a companion  
 nu, water  
 nu, "  
 xnum, to build, construct, an architect  
 num, a cistern  
 " "  
 xnum na, to defend, to protect  
 xnum t, an associate, a companion, a coregent  
 xnumu, a profession  
 xnum ur, a circle  
 numti, wall, cistern, tank  
 nem, guide direct  
 nem t, a cistern, a reservoir  
 nems, to guide, direct  
 xesnesti, the nostrils  
 xnum t, to direct, to join  
 nem, sweet, delight, rejoice  
 nemem, delicious  
 nem nem, debauch, engender  
 nemem, depraved, debauch  
 nem t, a jar of sweet water  
 nem hati, kind hearted  
 nemti, the legs, to retreat  
nen, no, not, without, a negative

nen, when placed at the beginning of a sentence is not always a negative but is sometimes positive or relative  
 nen, no, not  
 nen t ur, ignorant, fool  
 nen, a sanctuary  
 nen t, no, not, a negative  
 nen xet      na u hati memek  
 are not hearts swollen with thy love?  
 unne neser, nen neshni am en  
 fortunate hour, nothing evil in it  
 nen as, if it is not so.  
 nenjut, never  
 nen ur, zero  
 nen s'rut ef, the barren region, the mysterious region  
 nanti akli, a pasture for horses  
 nen, type, form, these, those that, that or  
 nen      us en hru, one of those  
 (or those) days;      nen hier en  
nen, after that -  
 nen, likeness, to resemble, a statue, a portrait  
 nen, resting time  
 nen, assent, relax object  
 nen, neglect, idleness  
 ?  
 nen, inactive, relaxed, feeble, deficient  
 nen      nen  
 miserables  
 nen, a garment, a dress to dress

















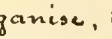












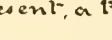

nen, nab




























-  nen, a place
-  nennu, Gods, types, same Gods
-  nenau, miserable, abject
-  nencan, to be in, to inhabit
-  ennu, an ointment jar
-  " " " "
-  nennu, a widow
-  nennu, fellows, males
-  nennu, abject, miserable
-  nennu, the appointed time
-  nennu, flowers
-  nennu abject, miserable
-  nen t, house, receptacle
-  nennu t, countries
-  nennu, fellows
-  nenesch, a rib,
-  nenesch, a rib,
-  nenshem, the globe




























or nas, the tongue, a superintendent; later than the XIX<sup>th</sup> dynasty it meant any public functionary: It is also a preposition, belonging to, of, appertaining to, connection, near, neighborhood; to be attached to-

-  nas, the tongue
-  nas, a attached to-, behind
-  nas net<sup>har</sup>er, superintendent of priests
-  nas netu, superintendent of foreigners
-  nas xet commander of a fortress
-  naseh, limb
-  nas, a block of lead, a weight
-  naser, superintendent, captain, chief of-
-  nasru, " " "

nas, net















-  nabhu, to lie
-  nas, the tongue
-  nas, " "
-  net, or anet, hail!, praise, bow, help, glorify
-  " " " " " "
-  net, all, every thing
-  net, to render homage, to glorify, praise
-  net her, present, tithe, offering
-  net t, to pound, to braise in a mortar
-  net, a ritual, formula
-  net, flour
-  net net, to chat, to organise, to converse, eloquent, persuade
-  net ru, explain, discourse, advise
-  net, to pound in a mortar; to trillitate
-  neti, to incline, bow, praise, hail!
-  net, to praise, to do homage, to salute, to protect, to defend: 
-  net a her ek, I do homage to thee,
-  net, to protect, to do homage, praise
-  net, a present, a tribute, an offering
-  neti, to praise, to glorify, to adore
-  net net, to chat, to converse, persuade
-  net ru, to explain, to argue, to discourse, to advise, to deliberate
-  netu, to weave cloth, tissue
-  netnu, to defend
-  netu, flour
-  net, to praise, to glorify, to adore
-  neti, that which is brayed, pulverised
-  net xerlu, salutation, to salute:  net net
-  net net, I salute thee

 na t, a hammer  
 next. to counsel  
 net, a scabbard  
 neler, a god, divine  
 neler ab, a divine purifier, a priest  
 neler, a god:  neleru sesenu, the eight gods  
 " " "  
 neler han, a priest, a prophet, high priest  
 neler ha, a temple  
 neler ha t, "  
 " " "  
 neler hetep t, things belonging to the temple, holy things, things dedicated to the Gods, offerings  
 neler xar, the divine inferior region, Hades, Hell, the infernal region, the aeropolis.  
 neler xarti, " " " " "  
 neler xar, " " " " "  
 neler xarti, a mason, a sculptor, the employed to keep a temple in repair  
 " " " " "  
 neler xar, Hades, the necropolis  
 neler xarti, a sculptor or mason of the temple  
 neler sa, a servant, a priest  
 neler sa, priest's servant  
 neler ofer, incense  
 neler la, a Goddess, a kind of priest  
 neler t, " " "  
 " " "  
 " " "




 neler ha t, a chrysolite  
 neler t, a Goddess  
 neler ta, God land, Holy land,  
 neler, a God  
 neler t, two Goddesses  
 neler, to grow, to flourish perpetually  
 " " "  
 neleri heb, feast of the night of the 25<sup>th</sup> day of the month of Choiak  
 neleru, the stellar gods  
 neler lian, time  
 neler lit, a sacerdotal title  
 neler t, a goddess  
 neler ty, the two goddesses  
 neler lian, time  
 neler lian Ameri, a north star of <sup>Ameri</sup>  
 lia t neler, the plural Venus, (or the Moon)  
 neler lian, time  
 neler ha t, a temple  
 neler ku, to renew oneself you like  
 liat neler, god Star, plural Venus  
 han neler, a prophet  
 neler han, "  
 neler han t, a prophetess  
 neler xamer, a priest of the sanctuary who entered the sanctuary to take out and replace, the image of the god at the time of processions  
 neler sheta, " " " " "  
 " " " " "  
 nu, a rattle, like simbas, lyso, a metallic instrument with which the ceremony of 'we ru', forming the musician's mallet













nen, nu

was performed


































-  nenu, rank, kind, sort
-  III nenu, a place
-  nenu, time
-  nenu, send, return
-  nenu, cut, sharpen
-  nenuki, separate
-  III nenukun, ropes
-  nenuu, lead
-  nenu, water
-  nenui "
-  nenut, receptacle, a place
-  nenut, a receptacle
-  nennen, rank, order, kind, like
-  nenu, a huntsman


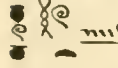

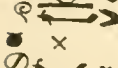
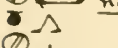

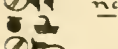



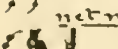









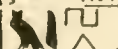
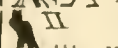



nu, a preposition, of, in; also used to denote ordinal numbers, as, nu, 1<sup>st</sup>, 2<sup>nd</sup>, 3<sup>rd</sup>





-  nu } well, in good condition, goodness
-  " } kindness
-  nu sen, the other, a second, two, 2, neighbor, comrade, likeness

-  nu, the axis of a door
-  nu, cloth, stuff, woven materials
-  numa, very well, in perfect condition
-  " " " " " "
-  " " " " " "
-  nu, a cistern, a basin
-  nu, within, interior
-  nu, within
-  neb, lord
-  neb neb, to inundate
-  nukh, to make, to form
-  nukemi, to rejoice, joy

















nuw

-  nuham, to rejoice, to praise
-  nu u, the abyss of heaven, the water above
-  nuham, take, save
-  X nukemi, ..
-  nek, acullery
-  nuk, I, me, mine
-  " " " "
-  " " " "
-  " " " "
-  nuk, to wound
-  nef nef, to water, to inundate
-  enka, a bull
-  nu, to shine
-  nu, to shine, dawn
-  nu, a little boy
-  nu, a likeness
-  nu, liquid
-  nui, a balsamic tree
-  nu u, gifts
-  nu u, youth, young boy
-  nuz, to water, to inundate
-  nuzer, a granary
-  nuzhu, a cow leals
-  netesti u, goods
-  nas, to go through a road (or come by)
-  ent, of
-  nut, cloth
-  nut, to draw, to drag
-  III net net, a liquid
-  enti, being, existing
-  nu, of
-  nu, an officer
-  nu, an inspector, comptroller

-  neu, a magistratē
-  nisi, a rope
-  enter, to spit, to moisten
-  neu, comptroller
-  nax, power
-  " "
-  naxi "
-  naxeb "
-  nexen, a baby
-  naxhati, bold
-  netnet, to rejoice
-  netem rejoice, soft, sweet
-  nelēm ti, paces, steps
-  nelēm nelēm, the pleasure of love
- nehem, again, renew, exceptionally
- nehem, again, anew, repeat, reiterated repeat
- nehem aux, new life, renewed life, the second birth, the resurrection of the soul. A name given to the Nile on account of its vivifying inundations
-  nehemx, a sub-lieutenant
-  nehem, the tongue.
-  nehem, repeat, again
-  nehemtu, second, comparable
-  nehem, again, twice, second
-  nehem, a jug of water
-  nema, to embrace, to hug, to straddle
-  nemtu, reservoir
-  nem nem renewed, prosperity, re-
-  nemtu, to provide oneself with-
-  nut, acity, a locality, a region, a gov.

-  nehem hebe heu. The person in charge of articles used in the panegyrics. The feast day returner, i.e. the recorder of festivals
-  ant, revenue
-  annu tribute
-  an Har, Horus

P


-  pu, a shuller, or a mat
- pu, an article, the, the number sixty, 60
-  paam, to surround
-  pa u, mortals
-  pa, ancestor, ancient
- pa, the frontier, demarcation line
- pai, " " " "
-  pa/pa, brilliant, resplendent
-  pa, heat, bake
-  patu, the mortal race, human beings
-  patu, the assembly of mortals
-  pat, men, human beings
-  pa, men
-  pa/za, to breed, partition
- patu, mankind
- pa, the disk of the Sun
-  pa/za, to produce, partition
-  pa/za, brilliant, resplendent
-  pa/za, " "
-  pa/za, to produce, partition
-  pa ut, the Nile


pa, jah


ji, jek

to reach a period


 pa, this


 pat, all clean, fowl


 paliti, handsfull


 pat, to tread


 pat, to tread, (ajpt)


 pa, ?


 pa, breath


 pa, the


 pa, road, path


 pa, this

 pa, "

 pa, ?


 pa, to bathe, to cook


 pa, to cook, to light

 pa, to follow up, to penetrate


 pa, an end, a conclusion, term, to reach


a period, to reach


 pa " " " " " " "



 ari t pa, to make an ef-


fort, to use strength

 pa, rumfo


 pa, courier, run

 pa, to run, a warrior


 pa t, glory; 


 pa, to be strong, valorous, robust,


to dominalē, to be powerful, mighty


 pa t, to make an opening, to break in,


to make a hole


 pa, to pursue, to penetrate


 pa, to cure, to remedy, to attend to-


 pa t, to cut, to slice


 pa, to follow


 pa, an end, a conclusion, a term,


 pa, a region, the extreme limit of a country


 pa, to fly


 pa, a gust, wind


 pa, to fly


 pa, a bandage, mummy swathe


 pa, the, this


 pa, the white crown of W.E.


 pa, to extend


 pa, a gap


 pa, a sacerdotal title


 pa, to extend

 pa, portion, piece, number

 pa, a kind of linen


 pa, flax, linen, byssus



 pa, a gap

 pa, a portion, piece, number, a subdi-


vision of Ethiopian money,  $\frac{1}{128}$  of a


Ten, or grammes 0.7106


 pa, a honey measure or a 7 grammes weight


 pa } the land, all divisions of  
 pa } land, meadows, fields etc


 pa, to extend


 pa, to participate

 pa, a gap, a hole
































 pa, to bathe, moisten, to heal, spittle
































 pa, to divide

 pa, a gap

 pa, "

 pa ?

 *jeK*, *jeu*, *jepe*  
 *jeKa*, a gap  
 *jeKa*, clear, sagacious, perspicacious  
 *jeKhu*, a gap  
 *jeKar*, a locality in the infernal region  
 *jeKer*, a plant, an element of the Kyphi  
 " " " " "  
 *jeK*, a kind of linen, linen  
 *jeKu*, shajpe  
 *jeKu*, a gap  
 *jeu*, the, this  
 *jeua*, turned over, reversed, capsize  
 *jeua*  
 *jeut*, to reverse the words, to falsify what has been said, to lie  
 *jeuKu*, to bleed  
 *je'nu*, the canal, the water  
 *jeuu*, the back, the spine  
 *jeennu*, a flower, ralsbane  
 *jeennu*, a rat  
 *jeu jeu*, to hang up linen to dry  
 *jeu*, the, this; *je'netér-ua*, planet Venus  
 *jepe*, a medicinal plant  
 *jepe*, to breed, living forth, accoucher  
 *jeua*, definite article masc: the, this  
 *jepea*, a consecrated cake or bread  
 *jepeai*, part of a door  
 *jepeau*, a consecrated cake  
 *jepe l*, "  
 " "  
 *jepepe*, a lioness; *jepepe*, to fly  
 *jepe*, to see, to explain  
 *jepe*, to appear

 *jepe*, *jepe*  
 *jepe*, to show, to appear  
 *jepe*, a consecrated cake  
 *jepe*, to show, to appear  
 *jepea*, eight  
 *jepea* "  
 *jepea*, plans, views, order  
 *jepea* to see, to show  
 *jepea*, the Sods of space  
 *jepei*, a strip, to wrap  
 *jepe l*, void  
 *jepeu*, to see, to disappear  
 *jepe hepe*, the festival of the 26<sup>th</sup> day of the month  
 *jepe*, to break  
 " " "  
 *jepe*, to see, to appear  
 *jepe*, to surround  
 *jepe*, to bake, to cook  
 *jepe*, the back, the spine  
 *jepe jepe*, the counsellor  
 *jepeh*, to stretch, to extend  
 *jepe*, to cook, bake, boil, to bake bread  
 *jepe*, a bread offering  
 *jepe*, cake, biscuit  
 *jepe*, a point box, or an inkstand  
 *jepepe set shau n*, a cooler of incense, a cook  
 *jepehu*, white, to bite, to sting  
 " " " "  
 " " " "  
 " " " "  
 *jepe*, scrubs water bottle

jes

- jesek, a log
- or jesek, a consecrated cake with the imprint of the priest's fingers on it
- jesen, bread
- jesennu, consecrated cake
- jeset, to gleam, sunset, 9, nine
- jeset, to shine sunset
- jeset, " "
- jeset, to culminate, to reach mid heaven
- jeset, a back, a spine
- jeset, " "
- " " "
- " " "
- jeset, to stretch
- jeset, the back
- jesex, halves
- jeseti, defenders, upholders
- jesetu, followers
- jesex, to cut in two, to separate in two parts; jesex hati a, to cleave in two
- jesesh, to push, to stretch, to extend over, to lie on
- jesesh, to push, to stretch
- jesesh, a kind of ornament
- jeseti, defenders, followers
- jeseshiti, the halves, am jeseshiti, amid, or in, the halves, i.e. in the middle
- jeseshiti the two halves
- jesesh, portion, divide, division, properly of; PeshHar, name of





























jet

Horus.
































- jet, a bow, a scapular
- jet, the foot
- jet, to move the foot, to run, to fly;
- jet indicates movement generally; sha em ai a ex jet en hati a, I go according to the movement of my heart, i.e. I go at my pleasure
- jet, to extend, enlarge, movement deploy, open, spread
- " " " " " " "
- " " " " " " "
- jet, a scapular
- jetes, to abandon, to quit a place
- jetes enmeny a box for carrying goods about in
- jetes tu, the limits of the earth, the sea shore, the water's edge
- jetet, a foot
- jet, a bow
- jet, a bow case
- " " "
- jetet, a bow
- jeti, "
- jet, to stretch, to bend
- jets, a claw, to claw
- jetu, the knee
- jetu, geese; jetsh, to extend
- jet, heaven
- " "
- jeti, the two heavens of upper and lower Egypt



pet

-  afet, amanger, a crib
-  afet, to open, to enlarge, to extend
-  pet, a god
-  afet hopen the mouth
-  afet h, " " "
- afet, " " "
- afet, " " "
-  afet hru, to open, to enlarge, to chisel, to carve, as a sculptor
-  peten, belonging to
-  pet pet, to trample, crush, stamp
-  pet pet, to throw to the ground, crush
-  pet pet, strike, trample, to roll
-  petar, to explain
-  petar, to explain, show, notify, examine
-  petar, to look, to see,
-  petar, can, basket or hamper of dried fruit
-  petar } look at, perceive, discover, attend
-  petar } care, examine, distinguish
-  petaru, a slip of papyrus, a cord, thread
-  petaru, who is it? what is it? what does it mean? how is it?
-  petara, to ask by a look, to implore
-  petara, time
-  pet pet, to dash to the ground, to stamp, to crush,
-  petex, to fly, to soar
-  petet, ready
-  petet, to invade
-  petet, a scorpion
-  peten an offering
-  pet, is, it is; bu pet, not to-
-  pet hru to sack, to ravage

pu, px

-  pu, this, the; masc. def. article; an old form is ;  henu
-  refer pu, this handsome woman
-  pu, to fly
-  puka, a gap, a hole
-  puka, ripe fruit
-  puku, a piece of wood
-  pu ru sha, to break
-  pu ra, to show, to explain
-  pu ka, to divide
-  pu ka, a log, a plank
-  pu ka, an inkstand, or inkstand.
-  pu ka, a locality in the infernal region
-  pu, it is, is
-  pu, the, this
-  pu ant, the divine assembly of the gods
-  pu ex, a bit of the offering bread
-  pu xt, a lioness; the broken ring
-  lends the idea of partition, piece, tearing, tearing to bits
-  pu xt, a lioness
-  pu ka, food
-  pu ka ?
-  pu xt, a lioness
-  pu har en ru, a dyke, a wall built to prevent the encroachment of water
-  pu xt, a lioness
-  " " "
-  pu xt.
-  pu xt.
-  pu xt, to be overcome, to all protection
-  pu xt.

jeex, pesh, jeh

jeex jeex, to hide, to lie low  
jeexja, the serpents which contract and expand, the constrictors

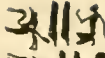










jexar, the fundamental meaning is that of surrounding, encompassing; to cure, to remedy, to attend to

jexex, grains, pellets  
 jexxa, divisions, separate  
 jexxa, divisions  
 jexxat, a piece of wood  
 jexxat, a lioness  
 jesh, to stretch, to extend  
 jesh, " "  
 jesh, " "  
 jesh, a statue  
 jesh, a flower or fruit  
 jesh, to stretch, to extend  
 pesh, water  
 jesh, to separate to divide into two parts  
 " " " " "  
 " " " " "  
 jesh, to spread the wings, to protect  
 " " " "  
 jesh, to divide, to partake  
 jeshnu, discords, division  
 jeh, glory, valiant, brave  
 jehiti aa, most valiant, most noble  
 jehiti, to prevent, to retain  
 jehiti, glory, mighty  
 jehiti, glory, power, dominion  
 jeh t, glory mighty  
 jehiti, glory  
 " "

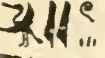













pa

pa, the; in the later dynasties it stood for sixty, 60  
 pa, the city, a locality  
 pa neb, everywhere  
 papu, papirus  
 pai, to fly  
 pa, the this; ban hernu, the evil faced (people).  
 pa, to fly  
 pai, to fly  
 pa a, (the I) my, sing: masc:  
 pa a, " my, sing: fem:  
 pa a, my, sing: masc: (a god speaking)  
 pa a, my, sing: fem: (a goddess, speaking)  
 pa i a, my, Poss: fro: masc: sing:  
 pa it, thy, " " " "  
 pa nu, our, common gender  
 pa it, thy, " " fem:  
 pa ten, your " " masc:  
 pa t, thy, fem sing. verb to be (rarely used)  
 pa k, thine, masc: sing:  
 pa i u, their, common gender  
 pa i sen, their, " "  
 " " " "  
 pa e nti, that which is, where  
 pa t, a consecrated cake  
 pa su, her, poss: fro:  
 " " " "  
 pa i s, " " "  
 pa i u, part: part of pa, being  
 pa i u, divine essence  
 pa sen, their, com: gender










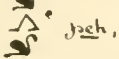
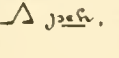



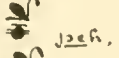
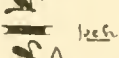
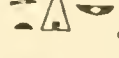


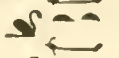







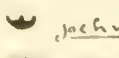



ji, jef, jaut

-  ji, my, masc: sing:
-  jz, my, (a god speaking)
-  jzi, my, fem: sing:
-  jzi, my, (a goddess speaking)
-  jzi, to fly, a bird, volatile
-  zik, thy, thine, masc: sing
-  zti, thy, thine, fem: sing:
-  zif, his, sing:
-  zis, her, sing:
-  ziz, her, sing:
-  zisen, their
-  " " common gender
-  an, "The Life", a designation of Pharaoh.
-  se nua, something wanting
-  se jz, the time when, when, while

























it is, the fact is that-

-  su, their
-  pat, bread
-  bat, a kind of food
-  jou, to divide
-  ef, breath, a puff
-  aut, company, assembly
-  aut, assembly of the Gods
-  aut, company, assembly
-  aut, food
-  aut, company, assembly
-  " " " "
-  aut, time to exist
-  aut, the synod of Sods
-  zu, which, which is


























ju

-  'utaru, iron
-  'uru, a kind of wine
-  aut, the synod of Sods
-  aut, food
-  axer, the necropolis
-  'shashti, crowns
-  aut, assembly, synod of Sods
-  aut " " " "
-  aut " " " "
-  aut, company, assembly, circle of
-  ch, the rump
-  ch, arrive, until, attain, reach, end, conolu
-  ch er hut
-  oker ur, (arrive in mouth front
-  hunger great), starvation staring
-  in the face
-  ch, function
-  ch, a lake
-  chti heb, the feast of the 22<sup>nd</sup> day
-  of the month
-  chli, glory, valor
-  " " "
-  " " "
-  chli or chli, magic
-  chui en menfus, near guards
-  chut mensh, storm of a vessel
-  chut, confined, frontier
-  chut, region, extremity of country
-  chut, a lake
-  ch, a marsh
-  ch, a marsh
-  ch, a lake, a dependent of the temple


per


-  *per*, a house, a palace
-  *per tait*, book house, bibliothèque
-  " " " " "
-  " " " " "
-  } *per aa*, the great house, a title of the Pharaoh, similar to that of the 'Sublime Porte'
-  *per*, a house, a door, a trimester
-  *per anj*, hall of the High Priest
-  *peri*, to come forth, to go out to appear
-  " } to emanate
-  *per*, to emanate, flow forth, to pour out
-  *per*, grain
-  *per*, "
-  *per hat*, treasure house for silver
-  *peri huti*, double treasury, Royal Treasury of silver
-  *per hemtu*, the harems
-  *per hat*, silver treasury
-  *peri aa ast Pthah en hat*, the oldest temple of Pthah in Memphis
-  *peri hemtu*, harems
-  *per hali em ment hru*, daily peace, tranquillity, well being
-  *peri t*, a granary, a house, an abode
-  *peru*, a girdle, a band, a bandage
-  " " " "
-  *peri em hru*, out of the any (into the night), an euphuism of death, also the soul's daily leaving the body in the tomb and accompanying the sun, in its barge, on its daily course through the heavens; the going out during daylight
-  *peri em ru* issued from - out of the mouth


per


-  *per em us*, a pyramid
-  *per nuper*, an interior apartment
-  *per nubt*, a treasury for gold
-  *per nu*, a jail, water
-  *per Kar*, an arsenal
-  *per neser*, the principal room of a tomb, where the sarcophagus was placed
-  *perer*, food
-  *per neser*, house of flame, an euphuism for sunrise or the eastern horizon
-  *perri t*, to appear, to come forth
-  " " " "
-  *per*, a cattle
-  *hebs per semt*, feast of the 4<sup>th</sup> day of the month
-  *per sen*, a kind of cake, cooked food
-  *per shentis*, a harems
-  *per susan*, the King's house, palace
-  *per t*, winter, to appear, to proceed
-  *per t*, winter
-  *per t*, proceeds, emanate
-  *per t*, grain
-  " "
-  *peri hebs suht*, the feast of the coming of the star Sothis
-  *per tau*, feast of the 'great coming of Osiris'
-  *hebs peri t Khnuph*, feast of the coming of Khnuph
-  *per ur*, the great house, the Western horizon
-  *per tela*, the eternal house, the tomb, a paternal inheritance


per, paw, pet


 per liat, a part of the temple set aside for the purification of Pharaoh, the chapel of Pharaoh's consecration


 perex, a mattress


 perxi, a flower


 perteru, a sacred ceremony performed, with offerings, in honor of the dead


 " " " "


 " " " "

 " " " "


 " " " "


 " " " "

 peresh, a small tree, a shrub


 pershenti, a hare


 " " " "


 paut, an eyeball, the divine synod, the assembly of Gods, number nine, 9


 hebspaut, the festival of the 9th day of the month


 paut, the assembly of Gods, nine, 9


 paut, nine, 9

 hebsenpaut, the feast of the new moon


 paut neteru, the divine synod


 " " " " " "


 peti, a bow

 peti, a color

 petu, auxiliaries

 peti, a color


 petu, foreigners


 petw; 3, 9 or 15 bows represent foreigners


pet, r


 pet, the sky, the heavens


 her, over, above, chief, on, upon


 her exaltu chief of scribes



 her ahat, master or foreman


 a workshop


 her aru herbet, superintendent of the masters of (architect) lapis lazuli

 hermench, chief of vessels


 peret, to shine, a ray

 pet, the sky, the heavens;  pet, sky.


 heri, above, over, chief of



 her hab, The Lords of the corner,

name of four genii, represented at the four corners of a sarcophagus, under form of mummied hawks


 pet, an incense measure


# R

 ru, the month, is a preposition, to, for, by, towards, of, than



































 rw, a month, an opening, a portal, words, discourses; It marks the divisions, or chapters of a book. It also composes fractions, as  $\frac{1}{11}$ ,  $\frac{1}{3}$ ,  $\frac{1}{10}$ .  her her rw er, (gave on sail towards) began to sail towards

 ru, a duct;   $\frac{1}{10}$  fraction  $\frac{1}{10}$
































 ru, a duct

 ru/ser, temple

ru, ra, rf









-  ru, the mouth
-  ru, a drop of blood, a variant of  shi
-  ru, a door
-  rui, a pair of doors
-  ru, a path, a gate, an entrance
-  ru an, the mouth or gorge of a valley
-  ru, proximity, neighborhood
-  ru, to do, to make, a work, to work, to place;  em ra, truly, in fact in reality;  ra em her, (to place before one) to order one to - 
-  ra hati, to work heartily
-  ru a, state conditions;  ruv hati, <sup>ble</sup>liem
-  ru an, gorge of a valley
-  ru anti, mouth or gorge of valley
-  ru anti, mouth or gorge of a valley
-  ra, time
-  ra a, swift going, come near
-  rauti, swift
-  ra, the sun;  em ra, during the day;  em ra kat, in construction
-  ra, a formula
-  ra kua, I am
-  ra, swift
-  rau, a pencil, a reed
-  rauar, a kind of food
-  ref, indeed, forsooth; often occurs in a, seemingly, useless manner.
-  ref ref, a crumb of bread
-  ref ref, a moth, an worm, a snake
-  ref hati, a white worm a scorpion
-  cref, archaic form of 2<sup>nd</sup> person Sing.

rh, rk,
















-  rehen, adversary
-  rehen, a shrine, the lid of a box
-  rehint, the province of Jayoum
-  ruki, lion gods, lions
-  " " " "
-  ruha, the evening
-  ruhab, vapor, fire, steam, smoke
-  ruhan, to do something; 
-  rehan ekli em jekli ek le sef, you have done it of your power itself (your own power)
-  rehen, an offering
-  ru su, a commonly used fruit
-  retah, to subjugate, to force into submission
-  reh reh, a wish, "souhait"
-  ruhan, a treasury
-  ri, mud, dust, powder
-  rui, mud
-  rui, a door
-  ruit, a vestibule
-  ari, to enumerate
-  rii, powder, paint, color
-  rett, time, epoch
-  " " "
-  " " "
-  " " "
-  " " "
-  rekka, to refuse, to turn away
-  rekku, profane, culpable
-  rekch, fire, heat, flame
-  rekhu, " " " "
-  rekch, a name of the juck all

reki, ruw, rrd

rw







-  reki, a scower
-  ru ksh, a brozier
-  ru ksh, a brozier, fire flame
-  ru ki, culpable
-  ru ka la, floor, ceiling
-  ru ka, to cease, to cause to cease, repentance
-  re ka u, culpable, guilty, rebel
-  re ka u, to decline, to avert, to de-

flect

-  re ki, an enemy, a rebel, a culpable
-  re ki u, the enemy, rebels, the culpable
-  re ki, enemy, rebel, culpable
-  re ki, to fail, rebel
-  rem, a fish
-  " "
-  er ma tar, who then?
-  er ma, near
-  rem u, to weep
-  rem u, to weep, tears
-  rem u, a fish
-  rem u, to weep, tears
-  rem u "
-  rem rem, a fish
-  rem ti, to weep

er ma, near, beside



er ma, then, when, near, with, beside

-  ru ma, to rise, to get up
-  rem u, mankind
-  er men, until, since, up to
-  rem en, to touch, to carry off, to raise
-  rem en i, the arm
-  rem en t, an arm
- rem en, a measure of five palmolegth


or of the length of 20 palms breadth

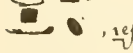
-  er ment, a cow
-  er men nu, an arm
-  er men nu, branches
-  rem u, people, mankind, nations
-  rem a an agrarian measure, one schoener
-  rem ax, a rhinoceros
- rem, name, cattle
-  ren, a name, to name, a list
-  " " "
-  ren hu, an antelope
-  ren i, cattle
-  ru en ka, puberty
-  ren ka ho, an antelope or gazelle
- ren en, cattle, to be young
-  ren en u, to dandle, a nursing, a babe
-  ren en t, a young girl
-  ren nu, to be young
-  ren en s, to grow, to renew
-  " " "
-  ren en s, a flower
-  ren en s, young
-  ren en sa, to grow, to renew,  a
-  ren en sa t, a, el' young young, to rejuvenate
-  ren en sa fruit
-  ren en sa t, young, fresh vegetables
-  ren en sa, young
-  er en ti, inasmuch as, when, whether
-  er en ti, in a writing, marks a change of subject; it means literally 'it is so that, it may be left out in translating
-  ren en, to grow, to flourish, to blossom


rp

 repa, lord, prince, heir apparent  
 repa asu, ancestral Prince, Royal


heir apparent


 repa, a lord, illustrious

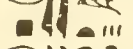
 repat, a noble lady, the constellation of  
Virgo


 repati, a noble lady


 repat, ?


 repi, wine


 repi t, a noble lady


 repi lu, fresh vegetables


 repi t, a statue


 ru pekru, a mythological locality,  
probably the mouth of the tomb

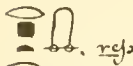
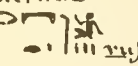
 repi t, a statue


 " "


 repenen, rhubarb


 repeti, a noble lady


 ru jru, or, nor (father nor mother), neither,  
no more than-, otherwise

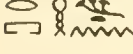
 repet, a depository:  ru petu barba-

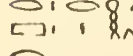
 ru per, a vestibule


 ru per, a temple


 " " " "


 ta ru auu, a quarry

 ru per huut, dabarynth, (house of the  
mouth of the neck of the reservoir, at  
Moeris, temple of Ru huut).


 Ru per huut, " " " "


 rer, a circuit, to go round, to haunt, to  
frequent, to respond to an accusation, is


the same as  au to return, to regulate


 " " " " " " " "


rr, rs


 rer, a nursing


 rer, a man


 rer, to dandle, to nurse


 rer, ingredients


 rer, a snake


 reru, in the midst of, everywhere


 repa, a cow

 repa, "

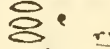
 repat "

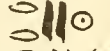
 er ra, as far as, until, until

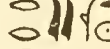
 rer heremey, to direct towards


 reret, a snake


 reru, a fish


 reru, a drop, a fault


 reru } forthwith, at once, at the

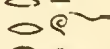
 reru } required time


 rer t, a receipt


 rer t, a hyzopolanus


 ruu, all, every


 er ta, to give

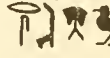
 rer lu, to whirl


 reru, steps

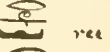
 reru, a pool

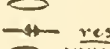
 reru, children


 ru ru, a pool


 resu, to watch, to devote time to,  
to spend time

 reo, to watch

 ree sta, the mouth of the tomb

 res, the South



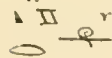



















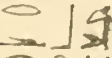
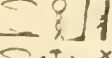



 res, to raise up, to watch

 resu, to watch

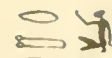















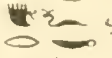
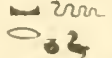

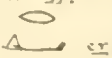

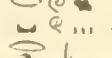



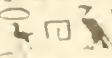


 res, the South.


























re, ret

-  re, absolutely, entirely
-  re, the South
-  re, the south country
-  re si, the entrance to the lower world, the entrance to the tomb
-  re, the South
-  ret, a leg
-  retu, the legs
-  " " ;
-  ret, plant, grow, germ
-  ret, to fertilise, to fecundate, generate, to germinate, to grow
-  ret, abound, to tie, attached to
-  ret, to engrave, to carve, sculpture;
-  retu en g, self-litred or engraved by him
-  retu, to tie, a tie, a bond, attached to a farmer, an overseer, a superintendent
-  ret, a foot stool
-  ret, sandstone
-  ret, foot stool
-  ret, to plant, to grow, to shoot, to sow seed, to grow vegetable matter
-  retu, to plant, to grow
-  retu, to work
-  " " ;
-  retu, to beseech
-  retu, to quarry
-  retu, vigorous, to urge, prosper
-  retu, to beseech
-  retu, to say, precedes an explanation
-  retu, bandages






























ret, ru






-  ret, a man
-  ret u, manhood, man
-  retu seu u, labouring people, workmen
-  retu ka u, workmen
-  retu, a fish
-  retu, to work
-  retu, poison, urine, ichor
-  retu u, thieves
-  retu, entire
-  retu, to cause to - to make, to allow, to have made, to augment
-  retu, the mouth
-  retu, to subjugate, to force into submission
-  " " " " " " " " " "
-  retu, a gate
-  retu, entire; retu se, continually
-  retu se, " "
-  retu, a mythologic serpent
-  retu, a jug
-  retu, seeds
-  retu, to have made, to allow to be made, to permit, to allow. retu, to give
-  retu u, urine, ichor
-  retu, a spine
-  retu, to separate, to put aside, to lay apart, to enemy enemy
-  retu, to rush, to go on, to thrust
-  retu, the evening twilight
-  retu, a quarry
-  retu, door or lintel
-  retu, to engrave, mark

rut, rex



-  rut, to make green, to render fresh, flourishing, to restore, to germinate, to grow, to vegetate vigorously, vigorous
-  rut, door, bylon, King's palace, Pharaoh
-  rut " " " " " "
-  ru, to separate, to put aside or apart, to carry away
-  rut, to render green, fresh, flourishing, to restore, to germinate, to grow, to vegetate vigorously, vigorous, fecundate
-  rut, to put out of doors, to put outside to carry away, that which is outside)
-  ruati, " " " " " "
-  rušas, to attack
-  rušas, to go out, door
-  rušas, ears, anxious, anxiety
-  rušas, a padlock, basturago
-  rut, to engrave
-  ruu, islands
-  ret, to engrave
-  ru, a pen, a weed
-  rex, to know, a relative, to wash, to purify
-  rex, to know, to reckon, to calculate, account, to be made aware of, to enter into knowledge of a matter, to know of a chamber i.e. to enter a chamber, <sup>or</sup> pov.
-  rex, an architect
-  rex, ?
-  rexu, people of a district
-  rex, to know a woman, cohabit
-  rex, to wash
-  rex, a washer

rex, resh




-  rexu, intelligent beings
-  rexu, pure spirits, wise, enlightened beings
-  rexu, pure, wise
-  rexu, " " "
-  rexu, (know things) a Magus,
-  rexes, to immolate
-  rexes, to engrave, to embellish
-  rex-t, to enumerate, list, number, recital, enumeration
-  rex-t, an architect
-  rex-t, a laundress
-  rexu, (know things) a wise man, a Magus.
-  rexu, mankind, intelligent beings, wise men
-  ru, a pool
-  resh, joy, to rejoice
-  resh, joy to rejoice
-  resha, " " "
-  ru shenti, a tank
-  resh puaw, opprobrium
-  resh resh-t joy, to rejoice
-  resh w, feathers, joy
-  resh-tu, people of the South
-  reshuti, joy
-  ruat, the side
-  ruagi, proximity, vicinity
-  ruawa, the bank of a river
-  ruawu, the side
-  rat, a footstool, stairs, a bed
-  rabu, a lioness
-  ru, a treasury, a storehouse


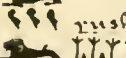

 ru, time, epoch  
 rukai, to soften, to melt  
 ru, time, epoch  
 rukst, to wash, full  
 rumai, expresses a relationship, a

son in law, a bastard



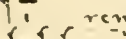
 rera, a pylon, a tower  
 rerit, a storehouse, a depot, a ma-


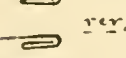
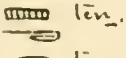

gazine, a treasury

 rerert, " " " " " " "  
 rerite, an ark, a shrine, a maos  
 rert, a storehouse, cells


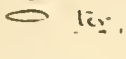

 rushi (ux ma) temples  
 rushi, to rejoice, joy, temples  
 rushau, the summit

ra, the sun, ra, the sun, time







 ruha, evening, nightfall  
 renjit, the year  
 renjot, the year, a season






 renpitu ashu, hundred thousands years  
 rer, a circle, a crowd, to go round  
 ren, a weight equal to 90 grammes, heavy  
 ler, to dart forwards, to precipitate one-

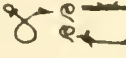
self-


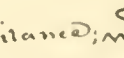



 ler, midday  
 ler, to go around, haunt, penetrate  
 go towards, open:   
ler sen mena t, to approach them to  
 the breast

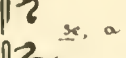





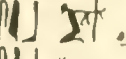


ulen, a money, perhaps of bronze, weighing  
 about 90 grammes; there was a gold  
 den len and a silver len, the latter  
 was worth about £ s. 80

 rer, to go around, to circulate  
 rer, a circle  
 reru, to liberate  
 len, an offering  
 rel, race  
 rel, a man










 rutiu, a peasant, cultivator of  
 grain and orchards, agricultural  
 rutiu, controller, verifier, agricult  
 rutiu, inspector of buildings  
 rutiu ruin  
 rutuu, an agriculturist, an in-  
 spector, an overseer, a controller,  
 a servant


 rutiu em xer, engravers of the limbs, overseers of the  
 limbs.






















 res, to watch, vigilance;   
eren res ajst, to watch over; a vigil  
 reliu reshu, Southern people  
ee, she, her; a prefix of verbs; a causative, no.  
 an, to live,  san, to  
 cause to live, to vivify, to nourish

 se, a goose  
 sa, to prepare  
 ses, a person, any one  
 saf, the 10th day of the month  
 saai, to beat, to be victorious  
 saaw u glorification  
 sab, profane, wicked  
 sab, a jackal  
 sah, a mummy


































sa, sab

-  saw, to be killed, overthrown, felled
-  saw, to charm, a charm
-  sannu, to pay, payment
-  san, to speed, to hasten
-  san, to save, to heal
-  saw, to slaughter, to immerge
-  saw, preparation
-  saw, clouds, obscurity
-  saw, to indulge, to lend oneself to -





















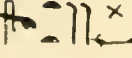

 sam on se me-rit, they lent themselves willingly to-

-  sap, to count, to reckon, evidence, proof
-  safs, make, create, form
-  safsi, " " " "
-  " " " "
-  safsi, an account, a register
-  sas, to weigh
-  sas, six, 6
-  sat, ear ache
-  salew, to conduct
-  satti, to beat, to paralyse
-  salen, to direct, to order
-  sati, the legs
-  sati, to cross over, to pass by
-  sau, to drink
-  " " " "
-  sauu, " " " "
-  saur, " " " "
-  " " " "
-  safiat, to condemn, to charm
-  sab, to give light, a counsellor
-  sab, a jackal a counsellor


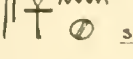









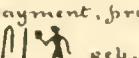

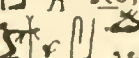




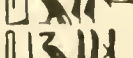







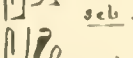
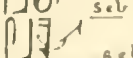





sab ,






































-  sab, a counsellor, an eunuch
-  sab, a jackal
-  " " " "
-  sabi, " " " "
-  sabi, a kid, a lamb, a wether
-  sabi, a wolf, a jackal
-  sab meru, a functionary
-  sabu, to circumcise
-  sabu, an ox
-  sabu, mockery
-  sabiu, jackals
-  sabex, to move
-  samer, a friend, a companion, a priest, a Thurifer,  sab uat, an intimate friend
-  smer, " " " " " " " "
-  " " " " " " " "
-  su, a mummy
-  sa, to conduct, to understand
-  sa, to set up
-  sab, ornament of attire
-  sahi, a mummy
-  sahu, the sun before rising from Amenti  
is represented by the figure 
-  sama, lame, broken in, domesticated
-  s'ak, to make enter, to direct
-  sam, ferule, border
-  sahu, a mummy
-  sak, to hold in equilibrium
-  sar, to finish
-  sar, to conduct
-  sari, a error
-  sah, to perambulate
-  sahu, " " " "






























sak, sam, san

-  sak, to draw
-  samib, to burn, to devastate
-  sam, to prevail, to cause to be laden, to seize
-  sala, ?
-  sat, a festival
-  sati, annihilate, wounds
-  sahu, a mummy
-  sahu, to contract, unite, assemble, appraise <sup>ch</sup>
-  sam, the human body
-  samhui, to bear witness, to give evidence <sup>dence</sup>
-  sannu, a standard
-  sam, a likeness, a resemblance, a form, an image, an effigy, similitude
-  santi, to listen, to overhear, to spy, to question, to examine orally, to make an inquest, to verify, to judge, to examine by torture
-  samt samt, deaf
-  sam, to come in sight, to shew, to manifest, to shew the road, to guide, to conduct, to lead, to direct, to organise, to distribute
-  santi, judicial proceedings generally; an investigation re. (It sometimes means torture)
-  san, to get well, to charm, to preserve
-  s'aaa, to be superior
-  s'aa, to glorify, to exalt, to praise
-  san, clay, sealing clay
-  san, a sacred barge
-  sannu, to pay, payment

ob

-  sannu, to pay, payment
-  s'any, to vivify, to cause to live, to nourish, to subsist
-  san, to be made, to become
-  sannu, mild, intelligent
-  sannu, abath, bath, fishery
-  sannu, to pay, a payment, price
-  sannu, compliments, cajolery, caresses
-  sannu, to address, to speak to, to deprecate
-  sannu, to deprecate
-  sannu, payment, price
-  seba, a star;  seb, to drink
-  seba, ;  seb, profane
-  seba, a door, a gate
-  seba, " " "
-  seba, " " "
-  sebai, door
-  sebai, } to chastise to punish, to teach, to instruct
-  sebai, to laugh, to rally, to joke
-  seba, " " "
-  seba, to instruct
-  sebai, a gate
-  sebai, to instruct,  sebai
-  sebai, a gate
-  seb, to pass
-  seb, a reptile
-  seb, a flute
-  seb, " "
-  seb, " "
-  seb, a wall
-  seba, profane, wicked

-  seba, a sword  
 sebak, small, young, vile  
 seba, a flute  
 sebat, food.  
 seba, profane, wicked; , variant  
 sebaw, " "   
 " " "   
 sebau, to insult  
 sebau, profane wicked;  var:  
 sebauk, a crocodile  
 seba, to teach, to pray, to learn  
 sebai, a gate, a door  
 sebai, a gate, a door  
 seba, to instruct  
 sebau, "  
 sebai, a gate, a door  
 seba, solece;  sebek, to go along  
 sebeh, to roar  
 sebhū, to sob, groan, cry for help, insult  
 sebhū, to roar  
 sebeh, to roar, to squall, a goose  
 seb, a quantity, a basketful  
 sebit, chastisement, punishment  
 sebit, a flute  
 sebi, wicked profane  
 sebek, the planet Mercury  
 sebkau, to exercise  
 seb, profane  
 sebek, to subdue, to prostrate, to impregnate  
 an egg  
 sebek, a balsamic tree  
 " " "  
 sebek, to anoint

-  sebek, the eye  
 sebek, refresh, to refresh, refreshment  
 sebek, a leg or foot, to kneel, to adore, to  
 venerate, venerable  
 sebek, a leg or foot, to go along a road  
 sebek, to contract, to tighten, to unite,  
 to approach, to assemble  
 sebeku, subduers  
 sebkū, to subdue  
 sebkēs, a leg or foot  
 sebek, to go along a road  
 seben, general name of mummy swathes  
 seben, a garlands  
 seben nelēr renjsi, new hay  
 sebeni, to clear  
 seb seb, the soles of the feet  
 seb seb, a belt, a girdle  
 sebt, the dog star, Sothis, Sirius  
 sebtī, a wall  
 sebet, a gate  
 sebet, a wall, a rampart  
 sebtī " "  
 " " "  
 sebtī, a crown of flowers  
 sebu, the profane, the wicked  
 sebey, to adore  
 sebey, ?  
 sebey, to snare birds with a net, to over-  
 throw an enemy  
 sebeyt, a chest  
 sebeyt, a pillow  
 sebeyt, the gateway of Ameniti

sef

- seb, to roar, pray
- sebt, a wall
- sebox, to protect, to defend
- sef, yesterday
- sef, childhood
- sefat, careless, brightness, frivolity

volity

- sefi, cedar oil; seb, cedarnood
- sfennw, emotions of the heart, impulse, repugnant, to aspire, to dislike, to like ver
- sefen, the past, knowing the past
- sefent, delist, to delist, to live, detestable
- suust, a butcher, (a bleeder)
- sefer, a fantastic hawk headed ani.





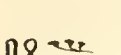
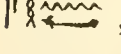
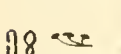

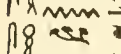


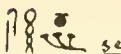

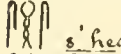
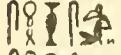
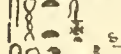





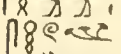
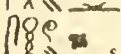



mal

- sefer, a gryphon
- sefs, to melt
- seft, volatile
- seft, pitch, bitumen
- " " "
- " " "
- " " "
- seft, a sword
- seft, to fust to the sword
- seft, a sword
- seft, one of the seven oils of offerings
- seft, bitumen or cedar oil
- sefu, colors, paints
- sefex, seven, 7
- sefex, to capsize, to overthrow, to reverse, to depose




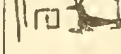

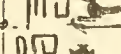

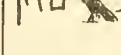
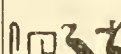
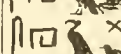
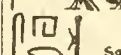









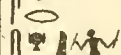
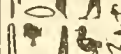
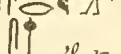
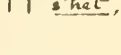

sef, sek, sei

- sefex, to capsize, to overthrow, to reverse, to depose
- sefex her set, foreign laborers or workmen
- sefex, a bandage, a timent
- shey, to capture
- seft, a snow
- seft, the place of execution
- seft, flame
- sket, to low; skat, to subdue
- sketen; skatnu, navigate
- skemw, to dominate
- skat, to subdue
- skatenw, to navigate
- skelat, to low
- skelat, "
- skellen, to order
- skellenw, to low
- seh, a mummy; shu, to set up, to erect
- seh ?
- seh, a hall, a meeting room
- seh, to refresh
- seh, an Ethiopian head dress
- sah, a constellation, shau, a stand
- sah, a mummy
- sah, a herd, a group, a lot
- saha, to take a seat in an assembly
- sahbuw, the mind
- seh, abtd. purphyrus hyacinthinus. to search; sehki, to mose
- seh, shifful; sehah, gum, soft
- shi, a pool, a drop
- shem, to house; sehah, gum soft

seh

-  sehent, to strangle, to suffocate
-  sehent, " "
-  sehent, " "
-  sehen, to send away, to refuse, to arrange, to administer
-  sehen, to depose, to arrange, to administer, the impedimenta of an army
-  sehennu, to bring, conduct, lead
-  sehent, to command, to order
-  sehennu, to dispose, to arrange, to administer, a concession, a donation
-  sehew, a crown
-  seher, to sweep, to clean up
-  s'heo, a singer, to charm
-  " " "
-  s'heti, to light
-  s'hui, to assemble, to join together, unite, addition
-  sahu, manure, copros
-  sahw, ancestor
-  sehew, to assemble
-  sehennu, " "
-  sehui, " "
-  sehui, to unite, to add, to join together
-  sehura, to joke, to curse
-  sehur, to curse
-  sha, to set up, to erect
-  sha, to erect, to raise from its ruins, to erect and repair,
-  " " " " " "
-  sha, to rise

sh



























-  sha, to raise, to erect
-  sha, a lounney mast, a greasy mast, a slippery pole.
-  sha, justice, charms, bewitch to fascinate, to strike malefactors
-  " " " " " "
-  sha, to encourage
-  s'ha, to make fall, to force out, to extract
-  sha, imprecations, to swear
-  sha, to leave, to neglect
-  sher, to charm, to render happy
-  sheher, " " "
-  sheheri, a pleasure boat, repose
-  sha, to reveal, lay bare, discover
-  sha, to order, prescribe, to render glorious, to glorify, to cause to be celebrated
-  shehauw, to discover, to unveil, to reveal, to lay bare
-  s'her, to scare, to drive away
-  seher, to extend, to prolong
-  s'hera, to dissipate, to cure disease
-  sheraw, to scare, to drive away
-  s'het, daylight, to illuminate, to inspect, to elucidate, to determine
-  shut xa, an edible
-  shut, daylight, illumine
-  shut " "
-  " " "
-  shuti " "
-  s'hut Asairi neter, the sentence of Osiris giving the defunct the new life,































sh, si, seth






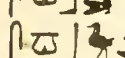

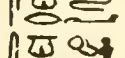







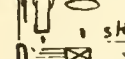











seth

in Amenti, 'let him be enlighten.<sup>ed</sup>














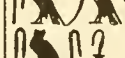













-  shut, to transmit, to bequeath
-  shut nut, to engrave
-  shut, illustrious
-  s'hetep, to welcome, to pacify (infra)
-  shen, tributaries, bringers of-
-  s'hem, to pound, to bruise
-  s'hetep, to join, to marry
-  shetep, a censor, a thurible
-  shetep han su, a sacerdotal function
-  shemch, the name of a secter
-  si, a child
-  si, "
-  sih, craze, ebullient, folly, evil action, fascination
-  siu, a star
-  siui, "
-  si, it, she, her
-  siuw, to gather
-  siui, a fan
-  siu, a son
-  seth, after, when, then
-  shen, to stuff, to choke, to obstruct
-  seth, the cabin of a boat, an ark
-  seth, slope, waste
-  seth, to guide, conduct, move
-  seth, draw, carry off, destroy, carnage
-  seth, destroy, annihilation
-  seth, the end, death
-  seth, to carry off, destroy, carnage, draw
-  seth, battle, carnage, melee
-  " " " "
-  seth, the barge of the rising sun

-  seth, to lift up, to abstand, to cry out
-  seth, a captive
-  seth, a serafoe, a captive, play the harp
-  seth, to lead captive, to lead, to draw
-  seth, to subdue
-  seth, to serafoe, to slay upon
-  seth, to beat, strike, to play the harp
-  seth anu, a live prisoner
-  seth, a captive, to subdue
-  seth, " " " "
-  seth, mummy, type, bind
-  seth, a spondes, to refresh
-  seth, (applied to an egg)
-  seth, a leg or a foot
-  seth, to contract, to close, to unite
-  seth, a captive;  sh, an eye
-  seth, to invoke
-  seth, a place of refreshment
-  sheteb, to reflect, double
-  sheteb, to refresh
-  shenen, to render victorious
-  shennu, a mixture of ten perfumes, used at funeral ceremonies
-  shennu, to multiply
-  sher, to destroy, to tear off
-  sher, to strike, to play the harp (with pleasure)
-  " " " "
-  " " " "
-  sher, to make an offering, oblation
-  sh, to unite, put in order, to arrange
-  sh, " " " "
-  sh, " " " "
-  sh, clang
-  shera, to eat in pieces

sk, sm

-  ska, to go the way road
-  ska, deaf, to pretend to be deaf
-  ska ?
-  ska, to lament, to groan
-  " " "
-  ska, a tower
-  skab, to lament, to groan
-  skabw, poor, prostrate
-  skennu, to anoint, an oil, to perfume
-  sker, a libation
-  sker, to play the tambourine
-  sker, to calm, to appease
-  sker, a citadel
-  sker, ?
-  skereh, to appease to calm, to soothe
-  ska, a plough, to labor
-  " " "
-  ska, to plough, to labor
-  ska, to labor
-  ska, to plough
-  skurw, a vase
-  s'kam, to pass a time
-  s'kam, to stay, to dwell
-  s'kam, to dwell, stay, remain
-  sam, a servant, a minister, a funeral priest clad in a tiger's skin, arch-
-  " priest " " "
-  sam, to destroy
-  sam, mourning
-  sam, a locality, a territory
-  sam, myths, representations
-  sem, a clover, a fodder field
-  sem, clover, fodder

sem

-  sem, a garment, a raiment
-  sem, meadows, pastures
-  sem, a figure, a shape
-  semar, to dress, to clothe
-  semeh, a complaint
-  semhi, to the left, the left, the left hand.
-  semar, to bind
-  semarw, to mix, to want
-  semeh, a vine
-  semi, a conspirator
-  semit, an assembly, a congregation
-  semi, It was said to the mummy-
-  she em ei ott er semi embafe.
-  Asairi, thou guest to the assembly in the presence of Osiris
-  sammaw, to embellish, to ornament
-  sems, to burn, to devastate
-  sems, to ornament, to embellish
-  sems, an elder, preferred
-  sems, an elder, preferred, adopted,
-  semsw, a prince
-  sems, . . .
-  sems, " . . .
-  sems, a horse
-  semsem a
-  semsem, an eldest son
-  sems, adopted
-  sems, a field
-  sems, to burn
-  semt tu, persons consecrated to the service of a God

- sam lūt, to be devoted to-, consecrated
- sam lūt, to rule over
- smat, stibium for coloring the eyes
- smat, a half month, to paint the eyes
- smu ?
- smay, an image
- smay, to rejoice
- semxay, "
- sam, a resemblance, a likeness, a similitude, effigy, image, form

- sma, to be destroyed, to smite,
- " " "
- samt, devoted to- consecrated,
- sma, to open, to cause to be opened
- sma, to call, to invoke
- " " "
- sma, territory, locality, conspire, combine
- sma, to subdue
- sma, to repair
- sma, to cut, to kill, to massacre
- sem, locality, combine, conspire, territory
- smaj, the hair
- smaj, to smite
- smami, conspirators
- smamw, to kill, to massacre
- smamw, destroy, strike, annihilate
- smairw, to repair
- smawit, to ornament, to restore, to complete a monument

























- s'mam, to strike, to excuse
- smem, to smite
- smar, to kill, to massacre
- smaraw, to bind, slaughter

- smat, to bind, to mist
- smaw, the total
- sim, fodder
- smu, fodder, grass
- samt, to hear to listen
- samlr, to examine
- samt, to hear, to listen, to obey
- sma, to announce, communicate, to render an account, to demonstrate, now, is sort, accuse, discourse































- sma, to order
- smaw, to discourse, account, figure, paint
- smaw, discourse, order, accuse
- smen, cloth
- smen, to paint
- smati, a workman, an artisan
- semi, to announce, to communicate, to render account, to show, to demonstrate
- semi, a liquid remedy, animal gall
- semi, an accomplice, a partner
- semi, to discourse, to account
- semi nger paint
- semi t, simnel, fine wheat flour
- smen, to strengthen, to constitute, to establish, to make durable, permanent, immovable, to consolidate










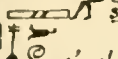

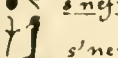













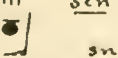




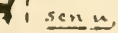



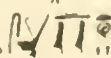
- smen, a goose, a place, to dispense
- smen, one sent to explore
- smen, a place, to prepare
- smen, a goose
- smen, for virtues
- smen, to confirm a title to property
- smenx, fortunate, beneficial
























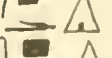


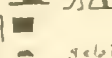
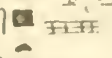


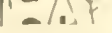


sem sen

-  selēm, to listen, to hear
-  selēm, " " " "
-  sem, to pass, to traverse, effigy, image, likeness
-  sem, to traverse, an emblem, an image
-  sem, to traverse, to come in sight, to manifest, to show, to show the roads, to conduct, to guide, to direct, to organize, to distribute
-  sentū, to listen, to hear
-  semu, to praise
-  sem, a likeness, a similitude, an effigy  
an image, a form, a statue
-  semf, " " " " " "
-  sam, a sacred barge
-  samu tai, a ditch, a dungeon, the abode of corruption, (the stone quarries)
-  smen, to forego
-  sem, an altar
-  semui, a resemblance, a similitude, a likeness, an effigy, an image, a form
-  sems, a mallet
-  simes, to fertilise.
-  sen, they, them, their, those who
-  sen, two, 2, a second, the other, a likeness, a comrade, a neighbor.
-  sen, to cut, to slice
-  snaa, to polish
-  snab, sound, health, heal, forgive. in good condition
-  snab, fault, stain
-  snab, a vessel of flowers, a blister
-  snabi, the legs.

























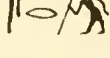








snv.

-  snab, a wall, to enclose to surround with a wall
-  snab, a substance offered to a God
-  snabu, the whole, sounds
-  snab ?
-  snab, a configuration
-  snab, a case
-  senet, fire, a spark
-  senetf, a wall
-  senbeh, to tie, bind, enlist, enroll
-  senetf, to convolve for selection, choice; to train soldiers
-  senhef, take (shep en)
-  senhef, a conjunction of light
-  senhas, to awaken
-  senef, last year
-  senbi, sound, whole
-  senoti, suck
-  senkeb, to be afflicted
-  sennef, last year, (yesterday)
-  senemahu, the humble attitude of prayer (sennehu)
-  snem, prayer
-  senen, sin, impurity, unclean
-  senent, price, payment
-  senen, a valuable stone
-  senen, a kind of perfume
-  sens, to breathe
-  sensen, to question
-  sens, to breathe
-  sent, fear, terror, to venerate
-  " " " "
-  sentem, delightful, pleasure































 snelēm, delightful, pleasure, enjoy  
 sent, to found, foundation  
 sent, terror, fear  
 senteh, to measure, bind, tie  
 sent, terrify, terror, fear, venerate  
 senti, discourse, worship  
 snut, a kind of wrestling  
 sentu, a kind of cloth or stuff  
 senxen, to nourish to suckle  
 senexy, to increase;  to rejuvenate  
 senxesh, to nourish, to suckle  
 s'nefru, to render good  
 s'nen, an image, an effigy, a statue  
 " " " "  
 " " " "  
 snen, a valuable stone  
 snen, an image  
 snelēm, to be at rest, repose  
 snelēm, to be seated, repose  
 snelēm, delightful, pleasant  
 sweet, agreeable,  
 snelēm, repose  
 snelēm, to be seated  
 nelēr sti, incense  
 "  sent, fear, terror  
 sen, a cattle a kind of food  
 ?  
 sen u, they, them, their  
 snab, sound, health;  s'ab, to clean, to purify  
 senem, to find  
 sennu, an image, a statue, type  
 senu, " " "  
 sen u, they, them, their;  the honey frame

 sej, to leap  
 sej, times;  sej sen, twice;  sej xemt, thrice;  sej met, ten times  
 sej, to kill  
 sej, flax, linen, beaten flax  
 sejeh, a rib  
 " "  
 " "  
 seja, a country, a district  
 seja, foods  
 sejer, a rib  
 sejer to approach the side  
 sejer, to approach  
 sejer, the side  
 sejer, to ask, to beg  
 sejeh, to shut up, to chain, to make captive  
 sejeh, the lower rib  
 sejeh, to shut up, to chain, to make captive  
 sejs, to exhort, to console  
 sejs, to build, to construct  
 sejerw, to beg, to ask  
 sejt, a tool  
 sejt, a triangle  
 sejt, Sothis, star Sirius  
 sejt, care, sharpness, spread, profusion  
 sejshu to ornament to embellish  
 sejt, a rib  
 sejt, a vessel  
 sejt, a line  
 sejt, to lighten  
 sejst, to prepare to speak































sep
































-  sept, to furnish, prepare, dispose, insure, pro-
-  sept, choice
-  sept, the lips
-  sept, a pole, a wand
-  sept, to furnish, prepare, dispose, insure, pro-
-  sept rw, the ribs
-  sept, disposal, structure, precept
-  " " " "
-  spu, create, prepare
-  spa, to cause to fly
-  span, " " "
-  ser, to drink (see infra)
-  ser, a chief, superior, grandee
-  " " " "
-  serw, to dispose at pleasure
-  ser, to arrange, to distribute
-  ser " " "
-  " " " "
-  ser, a goat, a sheep
-  ser, to place, to distribute
-  ser, a goose
-  " " " "
-  ser, to arrange, to distribute
-  ser, a chief, a head of -; 
-  sar en ser xefoch; governor of the workshops
-  sera, a large jar, an amphora
-  seru, to lie down
-  seruit, a fan, flabellum
-  serf, to be seated, to be idle, at ease
-  serfi, to warm up, to provoke
-  serf, flame, burn
-  seru, chiefs

ser


-  seri, to rub smooth
-  sertu, supply, breath, breathe
-  sertu to obliterate
-  sertu, hole opening, to make breathe
-  " " " "
-  " " " "
-  sertui, to arrange to distribute
-  serer, to inscribe, trace, determine
-  serer, to arrange, to distribute
-  serer, to dispense
-  serer, to swing the doors open
-  sererw, to unite
-  serbeti, a plant growing on the banks of the Nile, lotus or papyrus
-  seret, to grow, to germinate
-  s'reta, sculpture, polish
-  s'ret, polish
-  sret, to arrange, to distribute
-  sreti, anklets
-  sretu, to venerate
-  srw, to fabricate, to make
-  s'rut, to dig, engrave, plant
-  s'rut, to plant, to renew
-  " " " "
-  s'rutu, sculpture
-  s'rutw, to engrave
-  s'rox, that which makes skin raw, i.e. a banner, a standard
-  s'ruk, a palace
-  s'rut, to carve, engrave
-  ser, to breathe
-  ser, six, 6





-  stēbēh, a wound, disaster, misfortune
-  steb, difficulty, deficiency
-  stēf, to erect, to build
-  stētk, to escape notice of
-  stētkā, to be concealed, to lie hidden
-  stētki, to lie hidden, escape notice
-  stēkō, to see
-  stēk, to lie concealed, to be under cover
-  setēm, to hear, to listen
-  stēm, stibium, antimony
-  " " "
-  stēm, a kind of cloth
-  stēn, an Ethiopian headdress (royal)
-  stēru, plants
-  stet ma, to make adhere
-  stet, to torn
-  stet, to grasp
-  stet "
-  stet, a tail, below
-  stēb, a sacred vestment
-  stēbhut, activity
-  stēfū, to purify, to improve
-  setēf, to choose, choice, chosen
-  stēx, to embalm, to pickle
-  stū, to prepare, to embalm
-  stūu, limbs
-  stēx, to moisten, to anoint, to embalm
-  stēp, to crawl
-  set, to attend to, to oversee, to take care of, to regulate
-  set, a likeness, a form


-  stēf, sacrifice;  stēfan, to heap offerings
-  seth, a bird, Cursorius Isabellinus
-  stēfan, to fulfil, to die
-  stēm, stibium, antimony
-  " " "
-  stēr, to assist
-  sethu, the bones of the leg
-  stet, to repeat, to pray loud, to sing, to vaunt, to speak aloud, to pray
-  setet, a likeness, a form
-  set t, a child
-  set t, a girl
-  set, a child, a boy
-  set t, flame, fire
-  set nu, figure, image
-  set, the back of a chair, when, and, more over, also, see, commences phrase, to envelop, governs the post-n
-  sti, aroma, perfume
-  set, (to drag) the people
-  sti heb, aroma, perfume
-  " " "  an offering
-  " " "
-  " " "
-  stēnd, stibium
-  stēn, tension, extension, direction
-  stēn, to place over, to contend, to increase, to aggrandise
-  stēn lēni, tension, extension, direction
-  stēniēn, the end, termination
-  setēf, select, as for, to try
-  setēf, to try
-  esatēr, hair, or roots




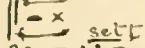

 stēs, the ether, the upper heights, the regions of the air

 stēa, to rise, to resuscitate, upright, vertical, perpendicular


 stēsī, to drag along, supine


 stēsī, to limp, to fall

 set t, to impregnate


 set t, to tremble;  sti, conduct, return


 setat t, to envelope, to cover, to roll up


 set t, an ejaculation

 sat, a transport boat



set, he, she, it,

 setū, they, them, their

 set, to pour out, to spill


 set, to bring, to pour


 set, a cake


 set, flame, shine;  quat, fire, flame

set, stench


set, corn


 sethed, feast oil, offering oil

 set, to conduct


 set, to conduct, to love

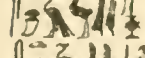
 stā " "


 set, freed stone


 set, the neck

 set, to lay up crops

 stā, to tremble


 stau, flame, to light, to burn

 stābu, a butcher

 stāu, a nose, a cord.

 stā, to return, to make return, to in-


 stāu, an inclined scaffolding

 stā, a prisoner, to convey


 stā, to be conducted, to be led


 stāu, perfume (of Anu)

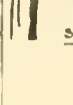
 stā, toned, led by a cord, conducted


 stā, a flame



 stā, a reel of, thread or line


 sebt a wall

 sebu, to drink

 sebt, an act of submission made by kneeling, striking the breast on the ground.


 sebt xut, doing honor


 setef, a sacrifice;  set t a sword

 sehu, to separate, to disunite, to overthrow

 " " " discourse


 sti, scent, perfume


 stēfu, to melt, to refine


 sti, to offend


 sti, an odor, a stench, stink

 " " " " "


 sti, a vase


 stimu, a meadow, pasture


 stetm, to lead, to accompany


 stet, to make approach, to lend, to bring

 stet, to make not to see, to hide


 stetca, to leave


 stem stem, the parts of the body brought into play in walking


 stem, a high forest


 stema, vegetables

 stems incense































 stemend, to turn back, return

 sten stem, to turn back





























 stennu, to direct







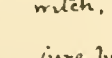


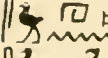





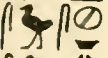












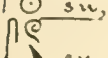

 stennid, distinguished, pre-eminent



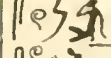




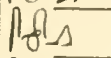


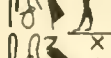
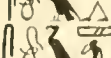
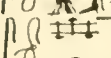

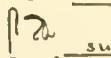

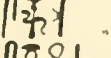






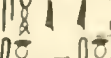
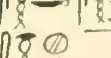






set, slū







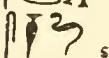
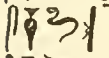

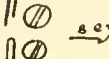
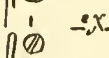





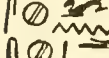
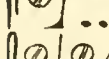





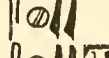
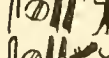






-  slēw . 9
-  setepj, select, chosen, approve
-  setepj t, a thigh
-  setet, to draw, to conduct
-  sti, a ray
-  sti, flame, fire
-  settet, passage, conduct
-  stū, and, also, moreover, see
-  stū, a ray
-  setu w, boys, young people
-  stūha, pride, to reject, to charm,  
to bewitch, to fascinate, to separate,  
to disunite, to overthrow
-  setma, a bundle
-  stū, wheat
-  stū ".  stūha, to repulse
-  stūr, to surround
-  stūt, to paint, to describe, to cause  
an image to be made
-  stūtia, to plant trees, a site
-  stūu t, to lead
-  stūux, to embalm, to prepare
-  stūx . " "
-  stūr, to surround
-  stēx, a recess, a rampart, a ditch
-  stū, to anoint, moisten, embalm
-  stūt, to terrify
-  stūt, to tremble
-  stūt to consolidate
-  stēxex, to moisten, anoint, embalm
-  stā, chimera
-  stā, to conduct, to guide, to guide a  
boat over-




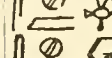











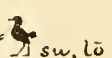
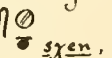


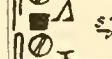



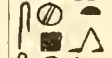



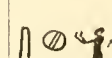



set, su



-  setahu, the ankles
-  stai, to throw, push, thrust
-  stai t, to amuse oneself, to joke
-  stāru, overseers
-  stā xemu, a bat
-  setā, to amuse oneself, to joke
-  setēm, to envelope, to clothe, to dress
-  setēm, to protect
-  stu, to amuse oneself, to joke
-  setā, to thrust, to throw, to amuse oneself
-  stā, a form, a type
-  stā, eye
-  setēm, to envelope, to clothe, to dress
-  setēm, to hear, to listen
-  stēru, harvest
-  stēr, to lay out, to lie down
-  stēr, to lie on the back, supine
-  seter, bedridden
-  stēr, a couch
-  stēr, laid out, skilled
-  su, he, him, it;  retu aa hier su, people who  
are great for it; people who are capa-  
ble for the work;  an  
en retu atah aa hier su, bring  
people who are great (able, strong)  
to drag stone
-  su, wheat
-  su, 1/6 of a measure of land
-  su, wheat
-  suw, aboard, a band
-  suh, an egg

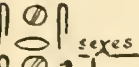

-  suht, an egg
-  suh, "
-  suh, wind, air, breath
-  suhti, the two eggs, a denomination
-  suha, pride, scorn, to charm, to bewitch, to enchant, to fascinate, to injure by means of magic
-  suha, scorn, pride, enchant, bewitch, exclaims;  suha <sup>-tion</sup>, imprecation
-  suhen, ruin, rage
-  suha, to be fatigued, to molest, to importune
-  suka, to wander, to turn aside
-  suka, to curse, scold, reprimand
-  sump, smile
-  s'rut, to engrave, cut, construct
-  suseg, to enlarge, to extend
-  suozen, to stretch out, to extend
-  sut, to prepare, to embalm
-  suti, to injure
-  sut, a shoulder of meat
-  sut, a piece of meat
-  sutennu, to elongate, stretch
-  sutu, please
-  sutennu, to elongate, to stretch
-  suut, to travel, to go to
-  stisu, to travel, to go to
-  suut, to travel, to go to
-  suash, to adore
-  su, a day;  sus, time, day, epoch, date
-  su, a superficial measure, a piece of land
-  subot, to fertilize, to fecundate

-  suh, wind
-  suh, a baby, a nursing
-  suma, to feed, to eat
-  suis, to glorify, to adore
-  sututu, standing
-  suten, an inundation
-  sux, to write
-  sua, to adore
-  sua, to go a distance
-  sua, to enable, to avoid
-  sna, a sheep
-  suash, to praise
-  sua, to advance, to go towards
-  suash, to adore
-  suat, to pass, to go along
-  suash, to adore
-  suer, to glorify, to adore
-  suat, to render green, verdant, fresh
-  suah, to augment, comfort
-  suakur, decay, harm, destroy
-  suak, to suffer
-  suak, to decay, to cease
-  " " "
-  " " "
-  suak, combat, involve
-  suak suak, to end up, to
-  suaxi, decay, destruction
-  suak, harm
-  suak, slip, cease
-  suak "
-  suak ru, to calm down

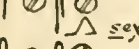
-  s'user, to maintain
-  sur to drink
-  " "
-  " "
-  " "
-  " "
-  sut, to transmit
-  " "
-  suleb, to nurse, to feed
-  sex, role, character
-  sex, a fruit or cake
-  sex, to cut, to slash
-  " " "
-  sex, full, abundant
-  sex, bread
-  sexat, a hare
-  sexan, anger, to get angry
-  ... xesbet, lapis lazuli, blue
-  s'xebey, to glide, to insinuate
-  sexbey, to be attached, hampered, entangled
-  sefex, seven, 7.  sefex, to in-
-  " " " | scribe, enroll
-  sexi, deaf
-  sexi, to elevate, to uphold
-  sexi, deaf
-  sexek, to destroy
-  sexem, to prevail
-  sexem, a sistrum shaped mirror
-  sexem, a shrine
-  sexem, an image


-  sexem, to be amused, amusement
-  sexemex, " " " "
-  sexemex, to prevail
-  sexem, a sistrum shaped mirror
-  sexen, juncture, event
-  sexen, to embrace, to enclose
-  sexen, to stop, to station
-  sexen, when followed by  len-  
hu, wings - to fold the wings
-  sexen, to admit
-  sexen, a promenade
-  sexen, a prop, to sustain (three in thy journey)
-  sexenen, rebbe, to plead, to tell
-  sexenen, props
-  sexennu when followed by  su, to retire;  sexen, a residence
-  sexennu, the breast
-  sexennuiw, a dyer
-  sexep, to transfer
-  sexepz, a liquid offering
-  sexepen, to digest
-  sexepst, an offering
-  " " "
-  sexepst, to bear off
-  sexer, has three interpretations; 1<sup>st</sup>, plan, project, design; 2<sup>nd</sup> metaphorically, design, plan, doctrine; 3<sup>rd</sup> idea, character, habit, a document, cause
-  sexer, to throw down, to strike
-  sexer, to throw down
-  " " "
-  " " "
-  " " "

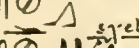
 sxer, to overthrow  
 sxeri, a document, a deed, a report


 sxes, to run very fast, to hasten  
 sxeru, fact, condition, situation, state

 sxsex, to run, to fly, to escape

 sxsex, to run, to chase


 sxsex, amusement

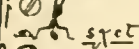
 sxet, to capsize, to fall, to throw down

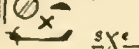
 sxeti, evil, disaster

 sxet, to lay out nets, to make bricks


 " " " " "

 sxet, a weaver


 sxet, to capsize, to fall, to throw down


 sxet, to mound, disaster, a blow, to flog, to beat

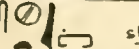
 sx, " " " " "


 sxet, a field


 sxet, to squeeze, to knead bread

 sxet, a cake


 sxet, a net, hinder, shut up


 sxeta, a gate

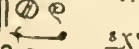
 sxet, when followed by


 kant, a hyena (rage), sxi-nash kant, to be drunk with rage, fury


 sxetxet, deaf, conversation, argument


 sxetxet, to trap, to snare


 sxu, gall, bile

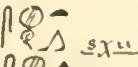
 sxu, to prepare

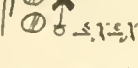
 sxex, to protect


 sxex hali, amusement


 sxexli, a courier

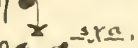
 sxep lu, cucumbers

 sxu, confinement, accouchement


 sxex, equilibrium, breadth in center, distinction to height

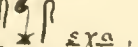
 sxua, deaf

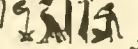
 sxa, to write

 sxa, to write, a scribe

 smaoma, to suck to grumble, to murmur

 sxa, to recall, to remember, memory, study, examine, reason, deliberate


 sxa, a scribe


 sxai, a letter, a writing, a memorandum,

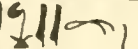
to write, to inscribe, to prescribe, to order,

to publish, to divulge, to design, to

paint, to imagine

 sxa, to remember, to recall, memory, study, examine, reason, deliberate


 sxau, to write, a scribe

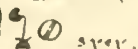
 sxai a letter, a writing, a memorandum,


to write, to inscribe, to

prescribe, to order, to publish, to paint,


to divulge, to design, to imagine

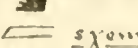
 sxaru na, to teach a trade

 sxex to prepare

 sxaxa, to have a vivid recollection of, to honor a memory

 sxaxau, " " " " "

 sxat, a fowler, a weaver, an artisan


 sxam, a duration of time,

 sxu, to remember, to recall memory,









study, reason, deliberate

 sxax, when preceded by , immediate






ly, instantly

 sxe, to make


sx









 sxa, to make  
 sxa, to write, inscribe, paint, design  
 sxa, to make  
 sxa, deaf  
 sxa, deaf  
 sxa, to extend  
 sxa, to clothe, accoutre, furnish  
 sxa, to breach a wall by means

of a catapult









 sxa a hare  
 sxa t, an offering of two kinds;  
 sxa t, hut, white sxa t  
 sxa t uab, green sxa t  
 s'xepu, to make live, to nourish, to give

life to.






 s'xepu to produce, to make, to transform  
 one thing into another

 sxa, to embellish, to ornament  
 sxa u, grain  
 sxa tier, deaf  
 sxa t, to inform  
 sxa u, to illuminate  
 sxa u, celebrations, formula of celebration  
 sxa u, to understand  
 sxa u, celebrations, formula of


celebrations









 sxa ker, to embellish, to ornament  
 sxa m, to prevail  
 " "  
 " "  
 " "  
 sxa t, a plantation  
 s'xu, or s'ashu, to multiply  
 soshet, to establish, to institute (infat






sesh






 s'shepu, a cucumber  
 s'shepu, to illumine, to render  
 brilliant.  s'sheps, sphinx  
 s'ha, the litany  
 s'shenen, to breach a wall by

means of a catapult






 s'xennu, to torment, to plague,  
 to treat with violence, a malefactor

 sesh, a purse  
 s'shebsheb, to vomit  
 seshen, to work, to tie  
 seshen, to turn towards  
 seshen, to suckle, to feed  
 seshen, lotus seeds  
 seshu, to bleach linen, orbit of planets  
 seshu, a portion of the body?

 seshes, to open  
 seshet, a hole, round  
 seshet, a recess  
 sesh t, grain, food  
 s'shent, to bring back

 seshet, a hole, round  
 seshet, a crown, diadem, circlet  
 seshet, a fillet  
 seshet, a scroll  
 seshet, a window, niche, alcove;  
 the place where prisoners or booty

were secured

 seshet, to circulate  
 seshet, a comet or a planet  
 seshet, a preparing howe  
 " "  
 seshet, an account, a lot

s'het helera, to mount a horse

s'sha, to commence

s'sha, a kind of vegetable

su, she, her, it

sa, a person, an individual

seb, five, 5

ses, six,

si, to pass away, to corrupt

su, they, them, their

sa, a place, a part

saali, wounds, annihilators

sami, fishermen

safs, to count

sasu, to drink

sab, an ox

sab, to ornament, to dress, a jewel box

saah, a mummy

saah, ... saau, a post

sah, a kind of collar

sah, mad?

sah, a mummy, a body, a spirit form, skeleton

sahu, a mummy

sahu, a kind of collar

sahu, a nobleman, ancestry, family

sahu, to incorporate

sahu, a mummy

sai, to belated, row out, overcome

" " " "

sake, to direct, to make enter

sam, to eat, to devour, to swallow

" " " "

samiu, to eat, swallow, feed

sam, clover, fodder

sam, to drink, to enjoy

suam, to eat

sanu, cattle, to feed

sar, to push, to make walk, to make

sar, to push, to make walk, to make

sari telu, to carry words, to carry a message

satu, to become guilty

san, an arrow

sanuu, a bath

sannut, a bath, a medicament

sannu, to punish by forcing to pay

sannu, " " "

sannu, the price, payment

saw, clay, sealing clay

seb, to pass, to traverse, to transport, to go

seb, from one place to another

seb, a bad pass, misfortune

seb, to delude, unsoftened hair (of prisoners who are held by it by Pharaoh in the act of decapitating them)

sebi, an interrogative form of, who,

how so: sebi, mebulis (puckage)

sebbi, to go from one place to another,

to pass, to traverse, to transport

sabu, a flute; sasu, embellish to put in order

sak, a kind of gryphon

sak, a basket made of reeds.
































seb, to delude. sebi mebulis (puckage)

seb, to bring
































seb, a jarkall

seb, to play on the flute

seb, sef






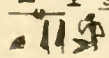



























-  sebu, a flute
-  sebeb, to move, to make go
-  si benar, a confectioner
-  seb seb, to lose one's way, to get lost
-  mesbu t, a bale, a package of goods
-  sba, to keep, to obtain
-  seb t, a gate
-  sebey, a pylon
-  sar, an edible plant, a kind of papyrus
-  sact or aact, a throne
-  sef, a boy, a baby
-  sef, bitumen, bread
-  sef, to purify by fire, to refine, melt, cook
-  sef, to purify, to distil
-  sef, sacred oil
-  sfa, to bathe with - to moisten
-  sfi, to purify, distill, lees, spirits of wine
-  sfi, to dissolve
-  sfi, to purify, to distill, spirits of wine
-  sfi, a boy, a baby, a child
-  sef, a sword
-  sef-sefex, to purge
-  sefet, slaughter
-  sefet, sacred oil
-  sefet, sacred oil, sitch
-  " " "
-  sefet, sacred oil
-  sefex, scraps of linen
-  sefex, seven, 7
-  sehak, ancestor
-  sehiv, to strike, to congregate
-  sehuv, to bind
-  seh seh, to turn back, to repel

seh, setl











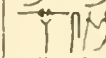

















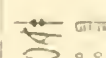

-  sehah, to turn lopsided
-  sehah, to injure
-  sehar, to comfort, to encourage
-  sehar, a precious stone
-  sehar, comfort, encourage
-  sehar, to overthrow
-  sheteb, affliction, to afflict
-  sehlät, to furnish
-  sehem } to recede, to retrace
-  " " }
-  sehem, a woman
-  sehem t, "
-  sehem t, "
-  sehem, to pound, to trillurate
-  seher, to scare, to drive away
-  seherau, to fight, to drive away
-  the evil
-  " " " " "
-  seher, to sweep, to clean up
-  seh seh, to compress, to press
-  sehah t, the cabin of a vessel
-  s'heteb, welcome
-  " " " " "
-  si, rapid
-  sft, a child
-  siui, a gate
-  si, to bring
-  si, direction
-  seku, corrupt
-  sek, corrupt, molest
-  sek, corrupt
-  skiu, to write
-  s'ker, embalm; bury



sek, sem






-  sek beht, evil actions
-  sek t, the horizon
-  sekti, the barge of the sun
-  sek, a variant of  aset, non then, also
-  sek, to diminish
-  seki, to subdue
-  sker, to instruct, to perfect
-  sker, to open;  sek, a reed basket
-  sker, to cut, to break
-  skami, an old man
-  skam, to perish
-  skaw, "
-  skam kan tumultuously
-  sket, to conduct
-  sketti, a passage
-  smaw, to miss, to want
-  sems, deputy, forefather, relation, heir
-  " " " "
-  smat, the part of the eye which receives the calyrium
-  sem, to enquire
-  sem, fodder
-  sem, to smile
-  sem, to encircle
-  sem, to pursue
-  semhu, the left hand: de, the left
-  semi t, a fan, flabellum
-  sem, chief, distinguished, heir
-  " " " "
-  sem, fodder
-  semsem to reverse, to discern
-  sam tut, persons consecrated to the service of a God, servants





sm






-  smati, rotive sistrams, crystal sistrams
-  s'max, to bless
-  sma to combine
-  sem, a lock of hair, a curl
-  sem, to smite, kill, immolate
-  sem, a victim
-  sma, to delude, to oppress
-  sma, to smite, kill, immolate
-  smain, to embellish
-  smam, a lock of hair, to shear
-  smam, to smite, to kill, immolate
-  semsem, to touch
-  sem, an elder, a chief, distinguished.
-  sem tut, to consecrate
-  s'maxerw, justified.
-  " " " "
-  sam, to remain, to dwell
-  sam t, a covering, a garment
-  sam, to remain, to dwell
-  sam, to recognise
-  sam sam, to dwell ?
-  siner, to prepare (see infra)
-  smennu, form;  formed like
-  smenā, a mummy bandage for the nostrils
-  smenā, to consolidate
-  smeni, a kind of doll
-  s'mon, to strengthen, to establish, to constitute, made durable, permanent
-  s'mon, to fabricate to make firm, to complete
-  sm, a mineral from Ethiopia







emeru, to bind, to swathe  
simes, rejoice  
sen, they, them, their  
senx, " " "  
sen, to pass from one place to another, to  
 overturn, equality, conformity  
sam, to unite; to join, to assemble, shut  
sen, to breathe; hier  
sen ta, breathing on earth, to pros-  
 trate on the ground  
 " " " " " " "  
sen, to breathe  
sen, a guide to guide  
sen, to carry away, to transport, to split  
sen, sin, impurity, unclear, " id.  
sentā, to prostrate oneself  
sua t, chess or draught board  
sen, to pass, to traverse  
snau t, pass over, transgress, trespass  
snaa, to paint  
snaa, to write  
s'enaat, to increase  
snef, blood; snef  
anyu, blood of animals  
senf, a sword  
senf, blood  
 " "  
senh, to bind, to tie,  
 to bind, to attach, to put  
senhu, in chains  
senhu, to bind  
senha, to register to train, to choose




senhaa, to register, to write down  
senha, to bind, to register, to  
 convolve for a choice, to choose, to  
 train soldiers  
senhaw, " " "  
senhi, " " "  
senhas, to arouse, to excite  
senhu, a prison  
seni, a cake; the cabin  
 of a boat  
senita, to prostrate oneself  
seniw, thief, thief  
seniw, " "  
senk, a ray of light  
senkti, to shoot  
senk, night, darkness  
senk, to suckle  
senku, "  
senem, to supply  
senem, to fill, to nourish, plenty,  
 abundance  
senemu too high animunda-  
 tion  
senem, mourning  
senamun, to devour  
senmem, fill, nourish, abundance  
senmem, dressed hair; a curl, tress  
senk, a ray of light, a sunbeam  
senki, a sunbeam  
senki t "  
senek, to suckle  
senenu, to fill, to nourish  
 abundance, plenty  
senmem, dressed hair,  
senneh, the humble attitude of




prayer  
 senenu, to supplicate, prayer  
 senneh, prayer  
 senneh, prayer, supplication  
 senew, to seek  
 senen, a copy, alist, a book, a roll,



a stâlulê  
 snen, a lieutenant of cavalry  
 sneni, to displace, to transport  
 sneni, " "  
 sneni, to found, to form, base,


creatê, habit, foundation  
 senesv, a bill, a roll, an account, state  
 senni, a lieutenant of cavalry  
 senew, to found  
 senenti, the sacred directions  
 senen t, to pass

 senenti, to let loose  
 senen, a cake  
 sennw, " ;  , a stâlulê, form  
 seninw, to carry away, to transport  
 sennw, a cake


 sennw pet used at funerals  
 sennw, to suffer, to breathe  
 sens, to invoke, salute, adore


" " " "  
 snes, a title of Amenaa, of the XII<sup>th</sup> Dy.  
 sens, to pass from one place to another  
 sensen to traverse, to overrun.


 sensen, breathe, sigh, transmigrate  
 sensi, to honor  
 sensenti, a cake  
 sentu, fear, terror


 sent, terror, fear

 sent u, the bony frame of the body


 sentu u, " " " "


 sentu, to mourn

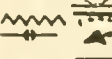
 sentu, to grieve


 sen t, a chess or draught board


 " " " "


 sen t, a cake


 sen t, to found, create, form, base


 sentu, to breathe


 sentu, respect, homage, to prostrate


 sentu, " " "


 sentu, to breathe

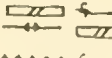
 sentu lû, respect, homage, prostration


 sentu, a stâlulê, an image


 see senw, to nourish


 senw, to polish

 s'naxt, to render powerful

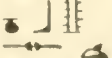
 sensh, to open, to disclose, to discover


 " " " "


 sensh, to embroider ?


 sensh, to open, to disclose, to discover


 sen u, they, them, their

 sen, a wine measure, or a kind of mine


 sen u, they, them, their


 sen, a wine measure

 sent, a wall

 sensi, the 14<sup>th</sup> day of Epiphi




























 sentu, fear, terror •  seny, residence

 s'net, repose, pleasant































 senw, to breathe





























 senen, a stâlulê


































sen, sep

-  senw, a statue
-  senen, a copy, list, roll, book, slate
-  senen, a valuable stone
-  senen, a substance
-  sejz, times  or  sejz ua once;  sejz sen, twice;  sejz xemt, thrice etc; to choose, the chosen, exquisite, excellent, virtue, harvest, again, commencement, at the same time
-  sejz, rebut, refusal, refuse, clique
-  sejz, a mythologic serpent, the <sup>mythol.</sup> serpent
-  sejz, the lips
-  sepi, the two plumes of the Atef crown
-  sejz, a feather, a judge
-  sejz, corrupt
-  sejz, time, turn
-  sejz, a throne
-  sejzhu, to enclose, to enchain, to make captive
-  sejzhu, to torment, to torture, to exhaustive
-  sejzhu, an order
-  sejzhu, a ceremony performed with the victim for sacrifice; after it had been washed it was led to the shambles in the sanctuary
-  sejzi, the double plume of the Atef crown
-  sejzi, to spare
-  seper, to go, to reach, to arrive at -
-  seper, a wish, a vow
-  sejes, to kill
-  sejsejz, to lead away, to seduce,


sejz, ser

-  a fraud, to deceive
-  sejz t, to destroy
-  sejz t, shore, beach, margin
-  seper, the lips
-  seper ti, the two lips
-  seper ti, shore, the banks, beach
-  sepu, to drag, to chain, to bind
-  sepuh, to drug, to impede
-  sepa, to fly
-  ser, to fall.
-  ser, to venerate
-  ser, (a noble, a superintendent, an overseer, a governor
-  ser en ser, the almoner of the house, Pharaoh's almoner
-  ser, a giraffe
-  ser, to console, to arrange
-  ser, a goat of the sheep kind
-  ser, a goose
-  " "
-  " "
-  ser, to arrange
-  ser, an arrow
-  " "
-  sera, a goose
-  serau, a ram, a sheep
-  serau, private, reserved.
-  serf, a blast, a hot breath
-  serf, submerged, inundation, <sup>to</sup> ruler
-  serf, " " " "
-  seri, sick
-  seri i, screen, flabellum

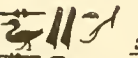
-  **serk**, to perfect
-  **serk**, to feed, to satisfy
-  **ser mer**, a fermented liquor
-  **s'ner**, to distribute, to arrange, to engrave, to prick
-  **seret**, a plant growing on the banks of the Nile
-  **grer**, to write, to describe trace, determine
-  **s'rut**, to dig, plant, to engrave
-  **srut**, to dig, to plant, to grow
-  " " " "
-  **ser ser**, to survey, to intend to design
-  **ser t**, a screen, a fan
-  **ser t**, to plant, grow, fecundate
-  **srut**, to cut down
-  **seru**, butter
-  **serex**, a door, a pylon
-  **serex**, " "
-  **ser xepesh en jser** **aca**, superintendent of the royal workshops
-  **sersh**, a standard, a name
-  **sersh**, a pylon
-  **ser**, to arrange, to engrave
-  **serw**, a part of a chapel's ornament
-  **serw**, to bend
-  **seruw**, a ram
-  **serfi**, to drain
-  **ses**, a horse
-  **seo**, a boll, a bar
-  **seb**, to give rise to
-  **seb**, ?


-  **ses**, to breathe, to respire
-  **sesesf**, to melt, to consume
-  **sesesf t**, disgusting
-  **seshesf**, to drag
-  **sesch**, to tie, to bind, to chain
-  **seschew** " " "
-  **sesi t**, a flame, to flame
-  **seskw**, the back, the shoulder
-  " " " "
-  **sesmut**, a mare
-  **sesen t**, to breathe, to respire
-  **sesw**, arrows
-  **sesiu**, the rope of a net
-  **seto**, she, her, it
-  **ses**, to embellish
-  **sesa**, to despise
-  **sesa**, to guard
-  **sesai**, supports, upholders
-  **sesa**, " "
-  **sesat**, to assist, to fuel
-  **sesat**, " "
-  **sesate**, to catch, to notice
-  **sesati**, to guard
-  **sesaw**, fervor
-  **sesae**, at first, a shore
-  **Sesawaw**, to guard
-  **sesex**, to adorn, to illuminate
-  **sesali**, to catch, to notice
-  **sesant**, to make to tremble, to shake
-  **sesu**, to progress, to advance
-  **sesus**, beams, scattering, floor planting
-  **sesub**, to launch
-  **sesu**, don't


Ses, st


 sesat, a beam, a scantling, the plant-


ing of a floor


 sesi t, " " " " "


 sesa, the back, the wall


 sesa, to perambulate


 sesah, "

 sesar u, celestial stations

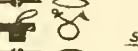
 sesat, the tomb, Hades

 sesa t, to weaken, feeble, of little value, soiled, impure


 sesau, negligent, deficient


 sesaku, to contract, to tighten, to unite, to approach, to assemble

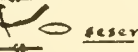
 sesar t, wheat

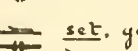
 serer, to dig


 seser, perverse


 sesna, to sing



 sesu, sing


 seser, to sing aloud


 set, garnished, adorned


 set, to put on a garment


 set, to illumine


 set, stibium.  set, to explode

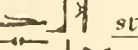
 set, limestone

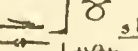
 stau, trouble, to tremble

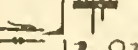
 stau u, troubles


 stau, to push

 steba, active, assiduous, attentive

 steb, " " "


 steb, to wrap, to prepare


 steb, " " "


 stebuhu, active, attentive,


assiduous


st

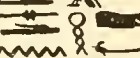
 steh, to open


 steh, to lower


 seti, a garment


 steka, to hide


 steka, "


 setenu, to hear, to listen


 stenuh, to fly


 stenu, grain

 stet, to flutter, to tremble

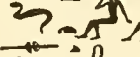
 " " "


 steter, to frighten


 stet t, a tail


 stutex, to embalm, preserve


 stex ?


 set, a child


 set, a child, race


 seti, child, children


 seti, a flame, fire

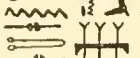
 set, incense

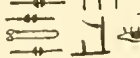
 stait, a cord, a rope

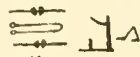
 stenu, to clothe, to wrap


 stenu, to make, to reckon


 stenu, to separate, distinguished


 " " "

 stes, the ether, upper regions of the air

 setep, a deadly, fatal deed

 setennu ab, a draught of pure water

 stes, the upper regions of the air




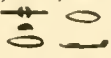






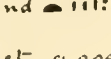
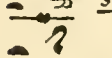






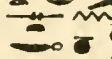







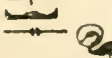


 stes, pride, to exalt

 stes ? base ?







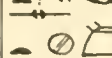













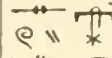

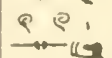



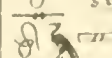




 stet, a water jar, a liquor, a beverage

 annu stet ab, a stone on which libations were made

































set, sl̄er

-  sel̄ent, a roe.
-  sl̄es, to charm, to enjoy
-  set, they, them, she, a bird (*anas acuta*), that or it;  set er ra  
a, that which I do.
-  set, a female,
-  set, a sunbeam
-  set, land, rock, hill
-  set, a weal, hill
-  set a palette, a belt, a bar
-  and  set u, grain
-  set, a goose, '*anas acuta*'
-  " "
-  set u, to foam, to froth
-  sl̄if, the inundation
-  set r, the sword, to put to the sword
-  set ha, to remove
-  set i, 'copulare'
-  set i, an arrow
-  set ka, to hide, to conceal
-  set ken nu, to accompany
-  set ef, the thigh, choice, approve
-  set ef sa, Pharaoh or Tharrah's  
palace; a royal pilgrimage or act  
of charity, while on the pilgrimage,  
or some royal act of distribution. He  
performed the set ef sa; to approve
-  sl̄er, incense
-  sl̄er u, to pour out, flow, bleed
-  sl̄et, afraid, tremble
-  set i, the lamb, id
-  set i, to trap, catch, to mouse
-  set ut, to make a figure statue































set, su

-  set, track, trail, foot print
-  set, to lay up a rope, cord, a cloth
-  set, to plant, found, establish
-  set, a freestone
-  set, odor
-  sti, hair
-  sti heb, one of the nine sacred oils
-  set ey, to weave
-  set ey, to moisten, to anoint, to embalm
-  sl̄er, to extend, to prolong
-  sl̄er, that which is left, the remainder
-  sl̄er i, to lay out
-  sl̄er, to tie
-  suh t, an egg
-  suh a, to spray, to advise, to argue
-  suh a, " "
-  sut, to peck
-  suh ut, a bird, bumblebee, *Coryx* jar
- rule
-  suh ey, to embalm, to preserve, to pickle
-  suh a, to expel
-  su, they, them, their
-  su, to entrance, to go towards
-  sui, darkness
-  suh t, to engrave, to blunt, to dig
-  suh i, a district
-  suh i, glorification
-  suh i, the inundation
-  suh i, to beam
-  su, to strike, to reproach
-  suh a, to name, to present, to name
-  suh a, to drink
-  suh t, a chair

su, sex

-  sur, to advance, to go towards
-  s'ur, to drink
-  s'urā, to heal, to make a sound
-  sut, a kind of bread
-  sex, to cut, to wound
-  sex, to salute
-  sex, to rule, to protect
-  sex, to wound
-  sex, liquid
-  sex, idle, languish, deficient
-  sxan nu, angry, angered
-  sexeb, to drink,  id:
-  sex, to go towards, to extend
-  sexef, to stop, to turn
-  sexef, the inimical, the enemy
-  sexē, deaf, deafness
-  sexē, " "
-  sxem, a sanctuary
-  " "
-  " "
-  " "
-  ssexw, to be idle, deficient, to languish
-  sxem, to thresh wheat, to pound, to bray in a mortar
-  sxen, to embrace
-  sxen, the breast, to embrace
-  sxen, a hall, a place
-  s'xen, to give breath to
-  sxen, a part of the victim's body
-  sxeni, to sustain, stop, to stultify
-  sxennw, to alight, to prop, sustain
-  sxennw, a prop, a pillar, to sustain



























sjr
































-  sxennw, to solidify, to strengthen, to make firm, to consolidate
-  sxent, the double crown
-  sxep, to create
-  " " 
-  s'xepex "  sxep, incense altar
-  sxer, to strike, to wound, to throw away, to dig, to excavate
-  sxer, to declare
-  sxer, a picture, a plan, a scheme
-  sxer, to overthrow, to cut
-  sxer, " "
-  sxer, to overthrow, to capture
-  sxer, " "
-  sxer, to overthrow, to capture
-  sxer, " "
-  sxer, to weave, cloth
-  sxer, to net, to trap
-  sxer, a net
-  sxer sa u, to invert
-  sxer, to adore
-  sxer, an ark
-  sxerw, a region, a field
-  s'xer, to balance, to adjust
-  sxer, a measure of length
-  sxa, to praise, to glorify;  sxa han ef
-  ren en neb next beri am of, H. M. praised the names of all the victorious lords who issued from him; i.e. praised his own sons (who participated in the victory).
-  sxa, to command, to order, to depict, to represent
-  sxai, influenced



sy

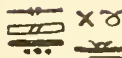
sesh


-  spat. deaf
-  spat. memorandum, writing, letter, to write, to inscribe, prescribe, order, publish, divulge, to design, to paint, to imagine
-  seye<sub>eb</sub> to drink
-  seyet, deaf
-  s'xeter, to embellish
-  sezem, to thrash wheat, to pound, to bray in a mortar
-  " " " " " "
-  sezem, to pass by
-  s'xem, ?
-  seye<sub>ep</sub>, land where the cucumber was cultivated
-  s'yer, to milk a cow
-  s'yer, to pour out
-  syet, a quantity
-  s'ye<sub>ep</sub> to adore
-  s'ye<sub>ep</sub>, influence
-  s'ye<sub>ep</sub>, influence, intelligence, writing
-  s'xut, to adore, to illumine
-  sex, the breast
-  s'xep<sub>er</sub>, to create
-  sesh, a writing, paper, papyrus
-  sesh, to open
-  sesh, to draw bolts
-  sesh, a ring
-  sesh, to pass, to open, to develop
-  sesh, liquid
-  sesh, movement in general: to enter, to pass, to strike, to

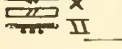
-  sesh u, nest
-  seshan, to interrogate
-  seshi, nets, marsh
-  seshi, to place on paper, to write
-  sesh, hair
-  sesh, the evening
-  seshen, to open
-  seshen, to protect, a talisman
-  seshen, to open
-  seshni, the lotus flower
-  seshni, to embroider, to weave, to fabricate cloth
-  seshen, a lotus flower
-  s'esh<sub>ep</sub>, to illumine
-  seshennu, to protect, a talisman
-  seshen, a lotus flower
-  seshes, to appear, to be visible
-  seshan, nest
-  seshert, barley seeds
-  seshan, an antelope
-  seshen, to fall, to overthrow
-  seshan, experienced, clever, skilled
-  seshan, " " "
-  seshan, evening
-  seshen, barley bread, fruit
-  seshit, alcohol
-  seshit, a coffee
-  seshit, to shut, to bolt, to secure
-  seshit, mysterious
-  seshit, a nest
-  seshit, to shut doors, window
-  seshit, the mysterious


sesh, se

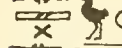
humors which issue from the body of a Sodo, the name of an oil or ointment used in preparing the mummy for burial


 sesh, the cloth used for mummy


 sesh, bandages


 seshlā, mysterious, hidden, secret


 seshlā, mysterious, secret, closed

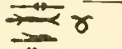
 sesh, shut, a region, the place of a gate


 seshu, a ring of metal or a cover


 seshes, a sistrum


 seshes, to open


 seshesna, a substance


 seshet, a ship, a deed


 seshet, " " "


 seshet, " " "


 seshet, a swathe, irrafo, a circlet

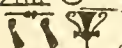
 seshet, combustion


 seshet, hair, curly hair


 seshetiu, preparers


 s'shep, to give light, to illumine

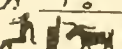
 s'shep, to clear up, to give light


 seshesh, a sistrum


 se, a son

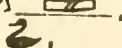
 seenkep, son of the sanctuary, consecrated

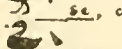
 se, some material, jasper


 sehest, lapis lazuli; restet, id:

 renem, jasper; restet, lapis lazuli


 renentesh, to be delighted


 se, a son; ak, to enter


 se, a piece of land containing 200 ells

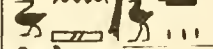
 sei, two sons

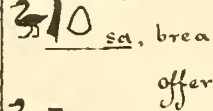
se, sa


 senhemw, a grasshopper

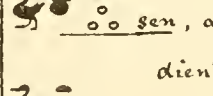
 senhemw, locust

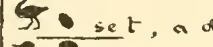
 sen, a reed, a plant

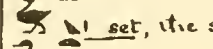
 senhaw, doors

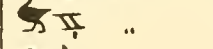
 sa, bread or food mentioned in the offerings

 sen, part of a beer

 sen, a kind of grain, an ingredient of the khyphi

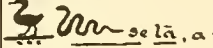
 set, a daughter

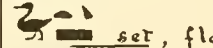
 set, the soil, the deck of a vessel, floor


 set, " " " " "

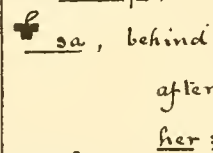
 set, " " " " "

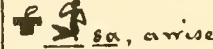
 set, " " " " "


 selā, a mythological serpent


 set, floor, stone


 agu, to enter

 sa, behind, after, following; sem sa, afterwards, following, her sa ta, on the earth


 sa, a wise man, a learned man


 sa, the back


 sa, beast


 sa, a wall


 sa, satiate

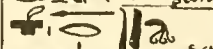
 sai, a diadem


 sarw, a reed

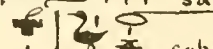
 saw, to catch

 sani, gold

 saktatū, a donkey colt

 saarulā, hair, wool

 samlū, the temple

 subserw, breakfast

sbairw, to carry aloud, to carry an armful of flowers etc

si, to drink

saket, a mariner

saka, a sack

sak, insane

saka, to go, to walk

sakarula, something made

of wood  
samaktu, a beam, a pillar,

a prop  
samaktu, " " "

sankart, ?

sakabi, drink

sarmant, a name of the inundation

sarniti, to glean

sarniti, to glean

sah, to assemble, to approach, to meet

sah, a journey, a passage

sesnaw, to anoint

saw, a wall, a partition

suaba, a circuit, a detour

sahu, to journey, the constellation Orion

sah, to be gratified

sah, to assemble, to meet, to approach, to reach

su, he, him, it. su, very fine linen

sulen, King, royal

sulen, King, Pharaoh

su, royal linen

su, a priestless, a singer

su, to cry aloud

sua u.

suw, the South, above

sua t, of flesh, to color

suw t, to sing

suti, a priestless, a singer

sua t, lady

suai, singing woman

suher, a title

sulen met, the King's mother

suen per, above of the south

su hetep, welcome, a salute

su, to play the harp

sunshu, to nourish, to suckle

sunoh, the South

sura, "

sulen, King, royal

sulen, " " "

sulen, " " "

suleni, Kingdom, dominion

suleni, " " "

sulen, a King, Pharaoh

sulen, " " "

sulen, " " "

sulen met, the 30 judges, ten of

whom were selected from each of the cities of Heliopolis, Memphis and Thebes they formed a senate



sulen, very fine linen royal linen


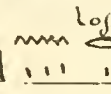
sulen, a kind of flax from which very fine linen was made


sulen, very fine linen


sulen, to cry


su, sa


 sutenne, very fine linen  
 su nekaka, an insect, xy-


 lophaguo  
 sua nu nu, " " "


 sua aband, aband


 su, he, him, it


 suta, furniture





 sut, a shoulder dressed

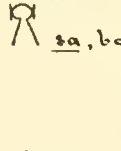
 suti, to burn, to destroy

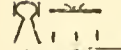
 suti, freestone


 su, grain


 suten hesepti, an initial formula, of  
the royal funeral tablets, mean-  
ing an oblation, a propitiation

 " " " " " "  
 " " " " " "  
 " " " " " "  
 " " " " " "

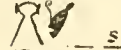
 sa, behind, belly, waist, center, amulet, pre-  
pare, virtue, rank, order, a kind of  
soldier, protection, aid, soul


 sa, the back


 sa, to prepare, to aid


 sa ha, behind

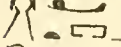
 " " "


 s'hut, to illuminate

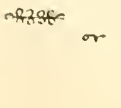
 sa, an amulet

 san u, genuflections, guards

 s'hut, daylight, to illuminate


 samt, burial


 samt a, "

 or sa, the beetle, warmth, efficacy,  
ornament, amulet, bandage,


sa


chong, behind, charm, grade, rank,  
to uphold, to protect, a class of priests

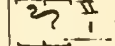
 sa, a file of soldiers, tribe, section, family,  
corporation, class, body of--


 sa, the ground, the soil


 " " "


 " " "

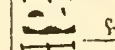
 hesepi, a division of land, a nome or  
a province


 tet, a domain, a quarter, a locality


 tan, to rob, to pillage, to finish, to exhaust,  
to exterminate, to perfect


 sennu, to pillage, pillagers


 " setti, to steal


 hesepi, a nome, land, rock


 hesepi en nut, the divisions, or quarters,  
of a city


 tal, a liquid or a kind of grease


 tet akew, the nest


 tenuin, weaver


 ar, grease


 sa, to touch, the exterior mummy swathe


 sa en hari, (dwell of length of  
time) a lifetime, 110 years

 sa, to drink

 sa, to perceive, to understand, to com-  
prehend, to inquire into


 sa, a cloth, a fringe


 sa, the 14<sup>th</sup> + 17<sup>th</sup> days of the month


 sa, to recognise

 sa, intelligence

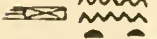
 sant, covering, a garment

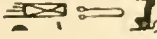

 saw, to touch, to perceive


 sai, jewels, ornaments


 sai, to know by sight, to perceive,


to recognise


 Kanenti, a title

 probably  xanti, an-ger

 sa t, roof, loom

 saw, to take, to receive

 sexew, a sanctuary

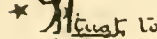
 sest, a nest

 seshi, a priestess, a sister in priestly or


\* set or liat, a star, five, 5, adore, soul, god, divine


\*  lia, morning time

\* seb, a star, a soul, divine

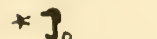

\*  liat to adore;

\*  " "

\*  " "

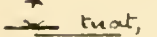
\*  " "

\*  " "

\*  " "  lat


an Joti mes set en hetu, said


Joth, the divine father of the King-

\*  tuat, to adore


\*\*\* sebu, the gods


\*\*\*\* forty, or 5 x 8


\*  tua neter, God of the morning


\*  tuat neter ha, a sacerdotal col-

lege, an assembly of worshippers


\*  seba, to adore

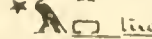
\*  seba, to protect


\*  seba, a harbor in the Red sea


\*  seba, morning time, to do any-

-thing next morning that is spoken of in the present time


\*  sebai or liat, the morning, the morrow -


\*  liat, Amenti, the inferior region


\*  liat, to adore


\*  " "

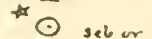
\*  " "

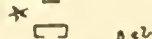
\*  seban or liaw, morning, the morrow


\*  seban, a gate


\*  sebanw, to honor, to adore


\*  seban t, a gate

\*  seb or liat, morning

\*  set t, a gate

\*  liaww, to adore

\*  liawaw " "

\*  liat, adoration

↓ sem, total, combine, join

↓ sem, to combine, assemble, unite

↓ sem, a chief, a deputy

↓ sem, a conspirator

↓ sem, fodder, herb, grass

↓ or sem, the double plume

↓ sem lat, burial, tomb, grave

↓ " " " " " "

↓ sem la, burial, funeral, proceeding

tomb, grave

↓ sum tani, Horus the governor of the two

regions

↓ samt, a lock of hair, word

↓ semi, a partner, an accomplice

↓ sami, a sacerdotal function

↓ sam u, to combine, unite, join

↓ saw, a bed, mat, bench

sam

santa, burial, tomb, funeral  
sa, a road, a way  
sami, to flock, a flock  
sami, to cover, to hide  
samta, burial, funeral proceedings, tomb

santi the Book of Burials  
samu, to assemble  
sam, to join, to unite to-  
sama, to nourish, feed, a repast  
sami, to combine, conspire  
santi, " " "  
sem, to unite, to join, assemble, to shut

sem, " " " " "  
sem, hair, wool  
 " " "  
semi, a confederate, conspiring  
semi, total darkness  
semi, obscurity, fog  
semem, the throat or seat of a boat  
semem, a bed or a bedstead, a sleep-

ing mat

sem t, an enclosure  
sem t, establish  
santa, burial, funeral  
 " " "  
sam, a conch  
sam, sunshine, a ray  
sem, shade, shadow  
sem, the torture room  
santi, a road, the way  
sem suten, King's deputy, a chief  
semnu, a part of a garment

seb, sen

sem, a couch  
sem sem u, horses  
sentu, to combine, to assemble  
santa, a kind of bread  
sem ta, burial  
 " " "  
semit, a wife, a companion  
semui, obscurity, fog  
sem, burial  
sennu, cakes, food  
solem, to hear, to listen  
 " " "  
solem, a day  
solem, to hear, to listen; solem ruw, to listen to mouths, i.e. to hear what is said

stet, ears  
at, a kind of linen  
snetem, an office or title  
senetem " "  
solem to listen, to hear  
solem " "  
stem, stibium, antimony  
sen, a sough hare, the conler  
solem an anta, ?  
solemen, a captain  
solemend, chief, director, commander, leader  
 " " " " "  
 " " " " "  
 " " " " "  
solem ruw ka, a plant of which a conserve was made

sut, sfer

sotenuw benarti, a confectioner, sweetmeat maker

sotem, to listen, to hear

sewit, to prepare

sotennuw, chief, leader, officer

sotenuw, to proclaim

sotenuw, to open, to pass.

sotenuw, " "

sotennu, chief, directors, commanders, leaders, officers of cavalry

sent, terror, fear; Amesw

net sent Among the land of terror

sent, terror, fear, timid, terrified

sent, a venerable apparel, a robe of honor

sen, to turn back

se, a son

set, a daughter

set, to separate, divide

sen, second

sent, terror, terrified, fear

senhem, a grasshopper; locust

su, to make; su of ashep of em eati of, he produces his light by his rays

sfer, a lip, a margin, a rib, a month

aahit, a moon, the month

sfer, to supplicate, to beg, to ask, to implore, humble prayer, to vow

gahua, a substance, incense

sfer, a month

sfer, to approach, reach arrive

sper, ser

sper, to approach, to reach, to arrive

sfer, a vow

sper, to implore, supplicate, beg, pray, vow

sper a month \*oid:

" "

" "

oi sper, commodity, provisions

sper, lip, beach, bank of a river; her sper l pa mw, on the edge of the water, on the beach

ser, to aggrandise, to enlarge, augment, to amplify, to render splendid, to extend (the hand), to dispose of, to organize, a measure of 4 palms or 16 fingers

ser, a lake

ser, "

ser, a liquid, cream, or butter

" " " " " " "

ser, to distribute, to choose

ser, to arrange

ser, to aggrandise, to enlarge, to augment, to amplify, to render splendid, to extend (the hand), to dispose of, to organize.

" " " " " " "

ser, a liquid, cream or butter

seri, a holy place, seri holy places



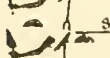

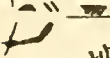

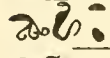



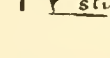


















seri, a chief

tesri, a locality in the necropolis of Thebes






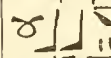


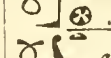
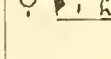

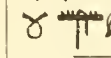


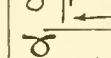
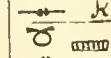
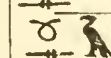
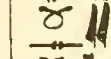

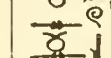





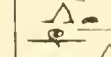





lier, a liquid, cream or butter

ser, " " " "

ser, set






-  seri, a large jar, an amphora
-  sert, a table, a sideboard
-  sert, a liquid, cream or butter
-  serti, " " "
-  serti rw " " "
-  uten, to draw, to engrave, to inscribe, to trace
-  ser, since
-  ser, chief, heads, goddess
-  set, noisome
-  set, a stone
-  semu, grass, herb, fodder
-  sti, to dart rays of light, radiant, to light
-  sati, an arrow, to draw
-  sati, a sunbeam, a ray of light
-  sati, to shoot
-  sati, an archer
-  sat, to shoot
-  sat, grease
-  sati, to shoot arrows and darts
-  sti, dejection, depletion
-  sti, to lament
-  sti, a mythological serpent
-  sati, ray, sunbeam
-  sati, to shoot
-  sati, to beam, connection
-  sati, to project, to spread, to
-  sati, to project, to spread, to
-  sati, to project, to spread, to
-  sati, to project, to spread, to

s

-  Ka, to furnish
-  Kau, weavers
-  shen, a brother
-  shennw, millions
-  Ka, a bushel, grain
-  sa, fine, pure linen
-  Hebeb, a spring
-  Hebw, Egypt, Egypt
-  Hebtu, " "
-  Hebt, " "
-  Hebs mat, pure linen, a garment of Truth
-  saor, an arrow
-  ser, an arrow
-  ser, a measuring cord
-  saor, an arrow
-  Kas, an arrow, alabaster
-  Kas, alabaster
-  Kasaw, a dart
-  sasi u, anone
-  Kesem, a green stone
-  Kasfuw, jasper
-  Keser, a cord, a line, (measuring)
-  Kesi, a measuring cord
-  ser, to stimulate
-  " " "
-  saoru, arrows
-  shenti, millions, attendants
-  sat, to lead, to bring
-  sati, " rusta, entrance of passage
-  sta, excrement, copros
-  sti, a small cord






st, setep


-  stai, a small cord
-  stu, a cord
-  stie, to faint, to grow faint, to want
-  seshla, Amenti, the nether world
-  sab, a jackal


" sa, a son, to come, to become, to go


" sheta, an order of priests

 la sheta, the mysterious region, Amenti, the lower world, the tomb


 seshla mystery;  her seshla, over the mysteries, master of the mysteries, passed to the rank of a master


 setep, to choose, the chosen, approved


 setep, the thigh


 at, an image, a form



 at, colors, enamel


 setep, to cut off, to select, put apart


 setep, to adorn, to tie, choice cloth


 setep sa, to exercise protection, the power exhibited in "standing behind", as Isis protects Osiris standing behind him with outspread wings; a charitable pilgrimage

 setep sa, the palace, the court, the Pharaoh


 setep sa, a variant of 

 setep her, approved by or for


 setep, chosen, chosen, choice, approved, a cloth for the head


 setep, to walk, to go around


setep, sxa

 setep heb, the 20<sup>th</sup> day of the month


 setep, to choose, to select, to approve

 setep t, a thigh


 setep t, to consume


 setep sa, Pharaoh's palace, some royal act of distribution, perhaps an almsgiving pilgrimage


 setep sa, " " " " " "


 setep, an instrument, a mace, a saddle


 setep na, a bull.


 setep sa t, the palace, the court, Pharaoh


 setep, choice, chosen, approved


 set, a sandbank


 sti, cloth, a garment


 sti, " " "


 sxet, a pile of bricks, brick making





 sxet, to weave


 sxet her, was said of brick making

 sxet, to snare, to throw the net

 sxet, the inundation


 set, a moment, instantaneous, sudden


 sebt, a wall;  anbu  su  mak (anbu) sebt, it was protected by a wall


 sebt hut, or anbu hut, a white wall, Memphis was so named after its white walls

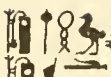

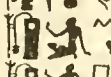


 ximw, to demolish, to pull down

 suten sxa, a royal military officer,
















 suten sxa, the king's scribe royal scribe






























 sxa, a painting

 sxa neter lat, Serapis of the

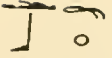












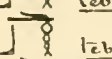

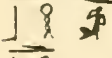
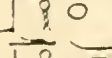










sacred books  
 sxa hu w, scribe of the table  
 sxa kalēnu w, scribe of the stone cutters or sculptors or builders  
 sxa en- an accountant  
 sxa em ru pter, scribe of the temple  
 eesenu, eight, 8

T

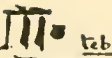

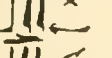
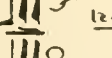
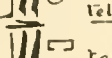
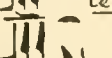


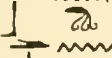


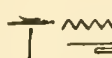





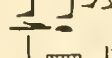












 tut, a hand, give; it is also an abbreviated form of tat  to say, to speak  
to give, to make do;   
tāt en of shuti of em apt, he gives his double volume on the head  
 tāt, to take  
 tāt, a gift  
 ti, to go along, direction, to remain, to stay, to sleep  
 tāu, a kind of linen or clothes  
 tāu, glorified  
 tā, to like, to beat  
 tā, to pollute  
 tā, to beat  
 tā, the heavens, the sky  
 tā, to deploy, to extend  
 tā, a large garment  
 tāa, to be impure, soiled

 tāaru, murder, to beat, to lay low  
 tāau, clothes, linen  
 tāauru, a pouch, a purse  
 tāaut, a hair covering, a rope, a cable  
 tāaua, slaughter, fray  
 tāb, a fig;  
 tāb, " ;  id.  
 tāb, a mineral  
 tāba, a kind of game  
 tābi, a bat  
 tāms, to grasp  
 tāru, to beat, to strike, to lay low, to be morally stricken, to constrain, to force  
 tān, to extend, to deploy, elongate  
 tān, to rise up, to go  
 tān, to rule over, to dominate  
 tān, to oppose, to resist, to rise up against, to rise and go, to lift up (the head)  
 tān, to rise up  
 tāni, certainly, surely  
 tān, to rise, to revolt  
 tānen, to extend, to deploy, to elongate  
 tābi, a bear  
 tēb, a medicine  
 tēb, figs, pomegranates  
 tēb, "  
 tēb, "  
 tēb, horned animals  
 tēb, a brick, a tile, a weight, an ingot  
 tēb, a fig tree
















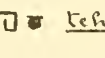












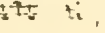
teb

-  teb, fig
-  " "
-  teb, to pray
-  " "
-  teb, the temples (of the head),
-  teb, to turn, a place, a quarter
-  teb, a chest
-  teb, to answer, to be responsible
-  teb, a seal, a signet
-  teb t, to refine, to purged
-  teba, a fig, a palm branch
-  teba u, figs
-  tebat, to wrap, to bandage
-  teba, a case, a kind of dress
-  teb ana, a fig tree
-  teba, a seal, a signet
-  tebeben, to rise up
-  teb, a chest, a sarcophagus
-  tebbet, a chest, a box
-  tebu, to humiliate
-  tebeh, that which is necessary
-  tebeh, prayer
-  " "
-  " "
-  tebeh, a ring
-  tebeh, a measure, a bushel
-  tebeh, wheat
-  tebeh, an offering
-  tebeh, a vase
-  tebeh t, a table
-  tebehlu, utensils used in the rites
-  tebehu, a chest or box
-  tebhul, prayer

















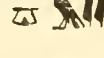


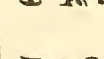












teb, taf













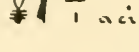






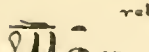

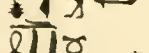

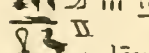
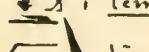






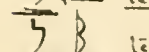
-  tebi, pomegranate wine
-  tebi, a dry measure
-  tebi, short
-  tebi, a part of a chariot
-  tebi, a nosegay
-  tebi, the pedestal of an obelisk
-  tebi, a plantation
-  tebiu lu, a part of a chariot, to place in a box
-  tebi t, a wheel
-  teben, a tress of hair, a tress
-  teben, a circle
-  teben as t, the side of the head, the temple
-  teben, to move round, to go around in a circle
-  teben, to illumine
-  teben t, a tress of hair
-  tebenben, to run about on all sides
-  teb teb, to march, to advance
-  tebt, a brick, a tile
-  tebt, a hippopotamus
-  " "
-  tebti, sandals
-  tebu u, clean beasts, cattle
-  tebu, a wine jar
-  tebu t, a mat, a table
-  tebu, a chaflet, a crown
-  teba t, to wrap, bandage, swathe
-  tebni, " " "
-  tebebu, to humiliate
-  teft, to water, to sprinkle, to drip
-  tefen, to go from one place to another



















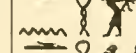


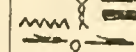








teh, ti

-  tef tef, to water, sprinkle, drip
-  tehesw, to fly
-  tehen to destroy
-  tehti, leads
-  tehtu "
-  tehu to beseech
-  tehu, a kind of grain
-  tehanw, to call
-  tehani, to salute, praise, homage
-  tehanit, the forehead
-  tehani, " "
-  tehan, to bend the head in saluting
-  tehan t, the forehead
-  tehanw, to promote, to raise to the rank of - to confer a title
-  tehan, contact, to touch, to lean against
-  tehan, to promote, to raise to the rank of, to confer a title
-  teha, to force back, refuse, overthrow, reverse
-  teha, " " " " "
-  teha, straw
-  tehamut, straw
-  teher, leather
-  tehart, leather, bucketkin
-  tehub, a table
-  tehubeh, "
-  tehet, "
-  " , "
-  tefejs, "
-  ti t, a boat
-  ti, stop, stay, remains

tek, tem



-  tek, to see, to hide
-  tekenw, to accompany, to approach
-  teker, perfect, absolute
-  teku, to see, to look
-  tek, a deity mentioned in offerings
-  tek, grain
-  teker, " , # 
-  teker, to adhere
-  teker, a finger, a graver, a hook
-  teker, flour
-  teka, rest, repose
-  teka, to join, to reunite, to plant
-  teka, to join, to cleave to, to cross
-  teka, to attach, to place, to fix
-  teka, to see, to look
-  teka, to plant
-  teka, grain, grain measure
-  tekar, an offering determined in kind, by the ideogram
-  tekas, to walk, attract, a vestige
-  teka teka, to compress, to squeeze, to knead
-  tekenw, to hide, to escape notice
-  teki, to see, look, behold
-  teki, a measure
-  tekit, to pray
-  tekek, to squeeze in -  tekt, grain
-  tem, no, not
-  temt, stupefy
-  temtu, total
-  tem, the sword
-  tem, to speak loud, to speak cuttingly, to speak sharply


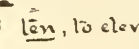
 lēm, to proclaim  
 lēm, total  
 lēm "  
 lēm, to sharpen  
 lēm, to pronounce  
 lēm, to cut to pieces  
 lēm nu, to be dumb, silent  
 " " "  
 lēm, a city, place, village, stronghold  
 lēm, a city, a village, a place, a strong-  
 hold;  lēm en nut,  
the city;  a city, watering place  
 lēm, to approach  
 lēm, to unite  
 lēm, linen cloth  
 lēm, to restore, to approach  
 lēm, to meet, to unite, approach,  
to approximate, to join, confederate;  
rebels do lēm, assemble  
 lēm, a city, a place, a stronghold  
 lēm, to meet, unite, approach  
 lēm, a kind of linen, a hank, twist  
 lēm, bands  
 lēm, a fort  
 lēm, a sword, the sword  
 lēm, to cut  
 lēm, to announce  
 " "  
 lēm, the total  
 lēm, to sweep, to terrify, to subdue  
 lēm, " " "  
 lēm, to shoot  
 lēm, a wing, to fly, to soar

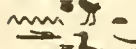
 lēm, to gather, to unite, to amass  
 lēm, to swoop, to hover  
 lēm, to gather, to unite, to amass  
 lēm, to slice, to cut  
 lēm, to subdue  
 lēm, ? (measure)  
 lēm, to subdue  
 lēm, to subdue, to terrify  
 lēm, a measure, 72 lēm (80) to separate,  
to cut, to divide, a part  
 lēm, a weight  
 lēm, to cut, to divide  
 lēm, a basket  
 lēm, the first and last quarters of  
the moon, half a month  
 lēm, a measure, half  
 lēm, a water course  
 lēm, division  
 lēm, to bind  
 " "  
 lēm, to flee, to escape, to fly away  
 lēm, wings  
 lēm lēm, to hold  
 lēm, to hold, bind, tie, attach  
 lēm, wings  
 lēm "  
 lēm, to distinguish  
 lēm, a dreadful serpent, a reptile,  
a worm  
 lēm, to repulse, to force back, to  
recoil  
 lēm, dirt, foul, filth  
 lēm, to repulse, to force back  
 lēm, account, to miao, fatigue


tēn


tēn, tēp, tēr

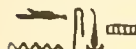
 tennu, to divide;  tēn, tribute.


 " ;  tēn, to elevate


 1. tennu, a furrow

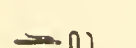
 tennu, a basket

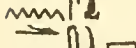
 tēnruka, to prick up the ear, to give ear to, to listen

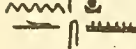
 tēns, heavy, weighty, inconvenient, surcharged, a weight, a heavy kind of stone, preoccupied, part of a net, mesh, sinker or stretcher


 tēnstā, to refuse, to wist, to oppose


 tēndā, cargo


 tēnsamen, account, fatigue, un-<sup>do</sup>


 tēns, a part of a net, the stretcher


 tēnstī, to dispose, organise, regulate


 " " " "


 tēnt, to dash, to rush upon, impetuosity, to curse


 tēntēn, pride


 tēntēn, to tramp


 tēntēn, pride

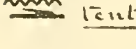
 tēntēn, to dash, to rush upon, impetuosity, to curse


 tēntēn, to examine


 tēnt, to wander, to proceed; The Sun


 tēnt, the heavens in its daily course


 tēntēn, pride


 tēnt, a piece of land, a threshing floor, a field


 tēnt, to entitle, divide, half-


 " " " " "


 tēnt, a seat, a throne


 tēnt, to cut, to divide


 tēnu, a piece of land, a field, a threshing floor


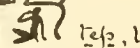
 tēnu, a joint, a break


 tēna, a jointless basket carrier


 tēp, a box, a casket


 tēp, taste


 tēp, a cake


 or  tēp, taste


 tēp, the joalalē, longue taelē


 tēp, a kind of goose


 tēpa, a kind of cattle


 tēpa, the young of the bovine


 tēpina w, olives


 tēpi, devourer


 tēpi, boatman, pilot


 tēpiriuaa, stone, great stone ornament


 tēpisabeh, jewels, stones of


 tēpēp, taste


 tēp t, heel


 " , "


 tēp t, taste

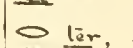
 tēp t, a kind of cake

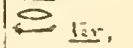
 tēp t, " "


 " , " "


 tēp t, " "




























 tēp t, taste






























 tēp t, large blades of stone






























 tēp, taste































 tēr, a layer out, a mourner

 tēr, to enter striking, to fix, to transfix, to rub, to obliterate, to rub out, to remove, to cure a sick person

-  lēr, to chase away, to knock, to drive, to starve, to beat, to lay low
-  lēr, " " " " "
-  lēr t, " " " " "
-  lēr, to demolish, to injure
-  lēr, stuff, cloth, fine cloth
-  lēr, a plant used in dyeing
-  lēr, a flower garden, a flower pot
-  lēr, to wash, to purify
-  lērēf, a sacred boot
-  lērēf, sport, lively
-  lērēf, to choose, to offer, to make an offering
-  lērēf, food
-  lērēf, the rites of Shoth, literature
-  lērēken, a plant used in dyeing
-  lērēu, a goose, or a kind of duck
-  lērēu, food
-  lērēu, a goose or a kind of duck
-  lēr tā, to travel, to go to a place
-  lē, a weapon, to cut
-  lēs, a hard stone, dense, thick, hard
-  lēs, to sit down, to settle a place
-  lēs, a bottle, a liquid measure, a crock
-  lēs, a gate
-  lēs, a liquid measure
-  lēsēn, a liquid, a bottle
-  lēsēr, to arrange, prepare, to clear
-  lēsēr, to prepare, to command, supply
-  lēsēr, a liquid measure
-  lēsēr, a rock
-  lēsēr t, a ruler
-  lēsēs, a liquid quantity

-  lēsū, hailstones
-  lēsū, a mace, a stick
-  lūtī, the hands
-  lūt u, dishes, plates
-  lūtā, to be injured, soiled, defiled
-  lūtā, " " " " "
-  lūt t, a dish
-  lūt t, a dish, a vase
-  lētū, a dish
-  lūt, five, 5
-  lēt, an apple tree
-  lēt, an orchard
-  lēt umt, a plant from which aromatic philters were made
-  lūtī t, a bracelet
-  lētū, cider
-  lūtū, the hands
-  lūt, the hands;  er lūt ef, under his hand, i.e. by his authority; 
-  lētū em lūt senu, skilled with their hands, skilled workmen, artists
-  lūt, a hand
-  lūt, a tiller, a helm
-  lūt, to carry, to transport
-  lūt an seb, a division of five laborers, people attached to the soil
-  lū, to place, to put, to give, to touch
-  lū, to go along
-  lū, to honor
-  lūtā, to arrive at, to reach
-  lūtā, guilty, culprit, impure
-  lūa, slaughter, to take

-  \* lūa, to adore
-  lūu, a bag made to contain money
-  lū for payments
-  lūma, a chorus, a choir
-  lūa, to adore
-  lūa, "
-  " , "
-  lūat, morning time
-  lūa, to adore
-  lūa t morning time, adoration
-  " " " "
-  lūat, the Gate of Worship, or morning lower hemisphere, the eastern horizon at sunrise
-  lūau, consecrating oil
-  lēx, to overthrow
-  lēx, a mixture
-  lēx, to slake thirst, to drink, to be drunk, to be drunk with joy
-  lēxen, an obelisk
-  lēxen, " "
-  lēxen, to play on the harp
-  lēx t, stones, masons
-  lēxui, a sacred plant from which an oil was extracted
-  lēsh, a name, a district
-  " " "
-  lēsher, red
-  lēsher, a red calf
-  lēsher, a bird (adjutant) to become red
-  lēsher, red blood, gore
-  " " " "
-  lēsher, the red land, the desert

-  lēsher, red color
-  lēsher t, the red crown of S.
-  lēshu, red wood, to become red
-  lēshat lēsher, the red star, Mars
-  lēsh t, red
-  lēsh t, the frontier
-  lēsh lēsh, to distill
-  lēsh tū, a kind of fish
-  lēshesh, the corpse of Osiris was so named
-  lēshu, to construct
-  tā, food, bread
-  tā an oil
-  tā, a gust of wind, a whirlwind, the effect produced by flatulence
-  tā, a stick
-  tā, to examine
-  tā, a desert, a lot of land kept for pasturage
-  tāb, fingers, millions
-  tāa, a plant
-  tāb, to roast, to broil
-  tām, a scepter
-  " "
-  tāmuti
-  tār, a sieve
-  tār, to urge, to require
-  tār, to seek, to seek again, to needs
-  tāru, to consider, to examine
-  tārt, to seek, to seek again, to needs
-  tāru, " " " "
-  tāru, to see, to examine
-  tārt, a branch











Tab, Tef

- tabu, to cook, to burn
- lālu u, winds
- tata ru, to knock at the door
- tra, an ingredient of the khyphi
- teba t, to seal, to close, to shut
- tab, a finger
- teba, a seal, to seal
- teba t, to roast, to cook
- tebu, " " "
- tebu, a carriage, carriage seat
- tebu, to transcend, to elevate, to exult
- teba, an odoriferous woods
- tef, the khyphi, a perfume composed of sixteen ingredients, fragrance
- tef, the pupil of the eye
- tef, a drop of
- tef, grain
- tef, food, sustenance, offerings
- " " " "
- tefa, a granary, a storehouse
- tefa, provision, sustenance, food
- tef, a tree
- tefen, generator, parent, father
- tefen, to rejoice
- teft, the pupil of the eye
- tef tef, dew, damp, humidity
- tef t, an oven
- teh, speech, address; teku, a gift, present
- teht, lead, (plumbum)
- temo, a bird, aricella recurvirostra
- ten, to turn aside from a road, avoid
- ten, the cranium, the upper part of



Ten, Tes






- the head
- tenbut, bowlegged
- tenef, father, ancestor, generator
- ten hut, something connected with a steersman
- tenen, the cranium, the upper part of the head
- tennu t, a footpath
- tenp, a rudder, a tiller
- tenap, ancestor
- tenla, a temple built within another
- ter, a crown
- terax ?
- tes, self; tesa, myself; tes-
- ek, himself; teset, himself
- tes, he
- tes, ?
- tes, food
- tes, deep, depth
- tes, a joint
- teser, a liquid, cream or cheese, a jar
- " " " " "
- teser t " " " "
- test " " " "
- tes, cheese, butter
- tes, a paddock, a stable
- te, an oil
- te, abyss, gulf, depth, to plunge
- tet, " " " "
- telu, " " " "
- tei, " " " "
- ti, " " " "
- ten t, a precious stone




tet






 tes , see , self,  tes a , myself  
 tesef , himself;  nuttesa , I myself  
 teses , herself,  
 tesfu u , to catch in a net  
 teser t , secret, sacred, reserved  
 teser , organisation, period; em




teser Abu , from the time Abydos was founded

 teser t , cheese or butter  
 " " "









 tut , speak, words, in fact, because, say,  
 em tet , speaking;  
 tat , that is to say;  
 tatu u em nu u  
aru u , they said between them, i.e. they said to one another;  
 tut kna tut , word with word, a series of orders, directions




 tet , words, language, speak, tell, said  
 tet , to roast, to cook  
 tetbi , the one who stings, wounds, a serpent








 tetbu , to wound, to sting  
 tetbu , to cook, to burn  
 tetef , stiff;  
 tetef , a serpent  
 tetef , an instrument used to open the mouth of the dead, in the ceremony of the Ajru , in Amen-ti








 tetfi , a reptile  
 tetf t , "  
 tetf t , a dagger



tet


 tututu , a proclamation, acclamation  
 now  
 tehu , to contain, to imprison  
 tehu , a prison, a tomb  
 tet , seed, fruit or olives  
 teteku , canal, bay  
 tetek hati , worry, anxiety, care  
 tetmer , fruit, quantity of fruit  
 tetem , a hillock, a mound, a pile, a fist full


 tetmet , a tress, a sheaf  
 tetem , a string  
 tetem , a hillock, a mound, a pile, a fist full.


 tetna , stuff, garment  
 tetfu , a steering oar  
 tetet , bread or cattle  
 tetish , grain, seeds  
 tehu , olive tree, olive oil  
 tetu u , olives  
 tetu t , to sing


 teta , eternal, eternity  
 tet , son child  
 tet , say, speak, spoke, said  
 tat , oil  
 tet , a phallus  
 tet , people belonging to the soil, peasants  
 tet , to generate, to breed, to procreate, essence, being, nature

 tet en renpit , an ingredient of the Kyphi  
 tet , depth


 tēt, eternal abode, the lower world,  
the tomb


 tēt, papyrus


 tēt, five, to cook


 tēt, fire


 tēt, oil


 tēt, olives, olive oil


 tēt, the block, to decapitate


 tēt, ?

 tēt, olive tree


 tēt,unction, tongue, body, mouth

 tēt tētā, body eternal, the mummy

 tētā, eternally

 " "


 " "


 tēt, the body



 " " "


 tētā, servant, domestics



 tētā, eternally

 tēt, cables.


 tē forms the participle in the same way


 tē does; It is also a causative at 


 anxā, living;



 ti, to carry off, take, conduct, lead,  
march, walk;  ti tēer


tūi, conqueror, leader, of the two  
regions (title of Amenemhat 1<sup>st</sup>)

 ti, " " " " " "


 tā, a soldier


 tātā, to gallop


 tāu, followed by  shet, to take  
counsel


 tāb, the standard weight of


an ox


 tāu, to gallop


 tātā, " "


 tēb, a box


 tēb, figs


 tēb a sandal, the sole of the foot


 tēb, tēb, to fall, to roll


 tēb, a cage


 tēbeki, Typhon


 tēben, to turn, to walk in a circle


 tēb, a jug, a jar


 tēb a lock of hair


 tēbu, a jar


 tēbu, a measure


 tēbu t sandals


 tēbt, a sistrum


 tēf, to tumble


 tēf tēf, to water, to sprinkle


 tēhi the throat


 tēhekut, to rejoice


 tēhi, to taste

 tēhew, glass or clear quartz


 tēhen, to fly, to meet


 tēhen, crystal


 tēhennu, an aromatic oil


 tēhs, to stretch


 tēhs, to work in leather


 tēhu, to tell

 tēher, to go towards, to approach


 tēhu, an artisan


 tēhek, to rejoice


 tēhen, to approach a woman &c


 tēhij, to deprive, to take away


## teh, tem, ten


 ti anperi anp, sacred scribes, the title of a high functionary in the V<sup>th</sup> dynasty


 ti, a smiler


 ti, a cloth, a wrap, a bandage


 tili, to groan, to stammer


 tehem, to cry out, to yell


 tek t, bread


 teka, a spark


 tem, a ticket


 tem t, to spy, to covet


 tem, no, not, without


 tem, to vanquish, to soar, <sup>the Horus</sup> punish,


 tema, to vanquish, to soar, to make just, visible


 tema, The punisher, a name of Horus


 tema, The punisher, to make true, just,


 temas, aboard


 temas, a blot


 temas, to rear a child

 temeh u, the men of the North


 ten, the, this, ye, yours


 ten u, ye, yours


 tencinaw, prudent, reserved


 tenef, a dancer


 tenef, a title, descendant, sport, feet


 tenef t, stuff, cloth, bag, cushion

 teneh, to fly, to flee


 tenesw, recoil


 tenmend, to make cry


 tenemi, to force back, to rebulge

 teni teni, revolt, pride


## ten, tep


 tenen t, a throne, a cabinet


 tennw, amount, each, every


 tennw, amount of weight, as a


ten, r ten

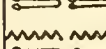
 lennu, to reckon, how, when, where


 lennw, amount


 lennu t, each, every


 ten t to distinguish

 tens, Syphon, vulgar, rude, fierce


 ten ten, revolt, pride

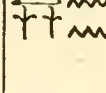
 ten ten, to hesitate, to vacillate, to totter, to finish

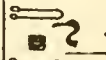
 tent, reckoning, each, every


 ten t, reckoning, amount, number


 ten t, reckoning, each, every

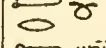
 tenti, a temple built within another

 tenen, a parlor, dining room, a throne room


 tep, a goose


 tepshw, a gate, a valve


 ter ret w, all people


 ter, fine stuff

 " " "

 tera, time, season


 terf, a dancer


 t'rim, to make cry

 terfs, a goose

 " " "



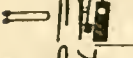
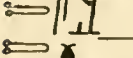

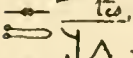
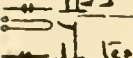
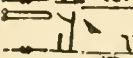
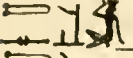
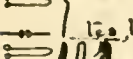


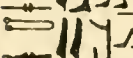













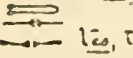
 " " "

 terpu, to walk, as a goose does, joining



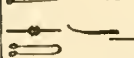

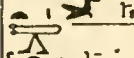
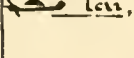




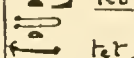














 oneself






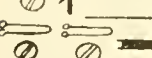

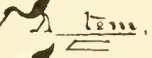




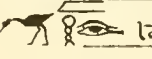
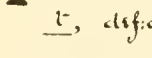
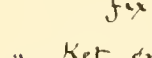
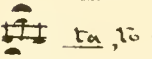
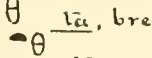
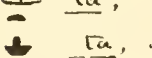

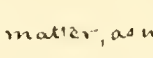
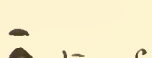
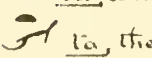

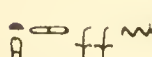

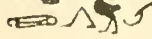

 terri, a small rising ground, a bank


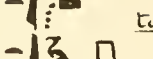

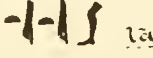




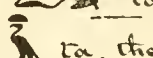









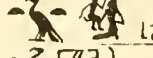








tēs

-  tēs-tēs, a small rising ground, a bank
-  tēs, time
-  tēs, a tied up roll
-  tēs, suspend, elevate, bind, transport
-  tēs, an ornament of dress
-  tēs, a piece of cloth, to stretch
-  tēs, to rise, to mount
-  tēs, the sky, the heavens
-  tēs, a tooth
-  tēs, to carry, to bear, to raise
-  tēs, to support, to prop
-  tēs, lord, master, the name of the seven genii of the ritual
-  tēs, guide
-  tēs, to mount, rise, unswivel
-  tēs, food
-  tēs, a dog
-  tēs, a lion-cat or greyhound
-  tēs, a bastion, a fortification
-  tēs, a dog or greyhound
-  " " " "
-  tēs, " " " "
-  " " " "
-  tēs, the banks of a river or of a basin; stonework lining the waters edge
-  tēs, smile
-  tēs, high hearted, vain, proud
-  tēs, high land, mountain
-  tēs, to wrap around, to bandage, a bandage, a knot

tēt




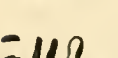



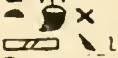

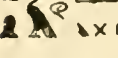





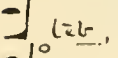
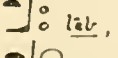

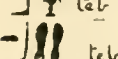





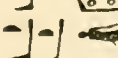
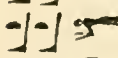

-  tēt, an ointment made with fine oil
-  tēs tēs, clothes, irags, bandages, to swathe
-  tēt, the beak of a bird
-  tēt, a table, a couch
-  tēt, a scribe, a writer
-  tēt, to pillage, steal, carry off, misappropriate, drag.
-  em ti hāti a en xern et, let no my heart be carried away by thy words.
-  tēt, a book, a writing
-  tēt, a bird
-  tēt, a table, an altar for offerings
-  tēt, a sandal
-  tēt, take, assume
-  tēt, to distill, to drop, a drop
-  tēt, to shake, to mount
-  tēt, to disperse
-  tēt, to pour, inundation
-  " " " "
-  tēt, libations
-  tēt, to do justice, to distribute
-  tēt, a duck or goose
-  tēt, a writer of the holy books, a sacred scribe
-  tēt, to speak, to discourse, talk, to chatter, to talk much
-  tēt, to pass through
-  tēt, to take
-  tēt, papyrus, fodder, reeds






























-  tūtū, a sparrow
-  tūtū, "
-  tūparū, a drum, a tambourine
-  tūrutā, a cereal
-  tūtū, a sparrow
-  tūtū, "
-  tēx, to repress, to put down
-  tēx tēx, to repress, to put down
-  tēsh, red
-  tēm, to find, to invent
-  tēm, to find
-  tēm t, hair, a lock of hair, a tress
-  tēm, to find
-  tēm, to find, to discover, can
-  tēmi t, to find that
-  tēmhu, hair, locks of hair
-  tēmh, to watch, to observe
- t, def: article, fem: sing: a feminine suffix.
- ket, small, a miller, polisher
-  tā, to remain
-  tā, bread;  tā hūt, white bread
-  tā, .
-  tā, " bread was considered to represent the matter, as water represented the essence, of the gods
-  tā, a heap
-  tā, the symbol of the table or bed where on enspirits were extended for punishment.
-  tāu nent, a place, a throne
-  a supper room
-  tāu, an instrument

-  tā to beat, to strike
-  tā, barley
-  tā, a part, a portion
-  tālā, to strike error
-  tālā, to stamp, to throw to the ground
-  tāa, an emanation
-  tā, belonging to
-  tām, the scepter Sam
-  tāt, to give
-  tāf, attention
-  tā, the, def: article sing: fem:
-  tāc to pollute
-  tā, warmth, to burn, to cook, light, torch
-  tāi, the, def: art:
-  tā asher, a kind of bread
-  tāu, slime, venom
-  tā t u a a, the seat of the grand assises
-  tālūtū, an instrument
-  tāsh, some riand
-  tāsh, the fleshy part
-  tāsh, the frontier
-  tāt, to suckle, to feed
-  tāsher, a riand
-  tāh, to thrust into the mud.
-  tāhu, drunk, plunge
-  tāhuaw, the rejected man, the drag of mankind
-  tāsh, a frontier, a district
-  tāi, a sail, to sail
-  tāu, to burn.  tām, skin





























Tah, teb

teb, taf































-  tah, a swamp inhabitant, fisherman
-  tah, a child
-  tah, an inhabitant of the marsh, a fisherman
-  tai, warmth, to burn, to cook, light,
-  ta nonu, female police spy
-  tai, guilty, criminal
-  ta u, a judicial assembly, a jury
-  lash a frontier, a limit, a name,
-  " " " "
-  lansh, limit, the land belonging to a temple
-  lan rau, an enclosure, a partition, a hedge
-  lan, to extend, to elongate
-  lash, frontier, nome, lands belonging to a temple
-  teb, to fall, to tumble
-  teb, figs
-  teb, a drum, a dulcimer
-  teb to purify by fire
-  tebi sandals
-  teb, a weight for heavy or bulky material
-  teb, a hippopotamus
-  tebi, a plant used for food
-  teben, the top of the head, the summit
-  tebhu, an arsenal
-  teb teb, to fall low, humble
-  tebt, a chest
-  tebteb, to raise by means of a cafastan
-  teb en asf ef, to tumble on his

-  teb, to draw water
-  tebu, a wine jar, a bottle
-  teb, figs
-  teb, to deprive, to despoil, to strip, to pierce
-  teben, a tambourine
-  tebt, a fish
-  tebeh, that which is necessary
-  " " " "
-  tebhu, projectiles, arms, weapons
-  teb, grain
-  tebteb, to immolate
-  tebteb, to raise by means of a cafastan
-  tebi, a branch, a twig
-  teb, a finger's breadth
-  tef, a father,
-  tef, a handsaw
-  tef, a father
-  tef, to moisten, to sprinkle
-  tef, father, hoe, dance
-  tef, father
-  tef, divine father
-  tef, to spit
-  tef, to hoe
-  tefi, to shake, to move
-  tefen, an orphan
-  tefen, one of the seven scorpions of the constellation
-  tefen, to go from one place to another
-  tefen, to rejoice
-  " " " "

teh





























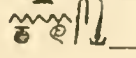


-  tefen t, moist, damp, froth
-  tefni t, a bud
-  tehs, to stretch
-  teh tebu, sandal maker
-  teh, to bow
-  teh, to ravage, to invade, outrage, wrong, perfidy
-  " " " " " "
-  teh, to ravage
-  teh, to seize, to take
-  teha, to transgress, to infringe, to violate, to break in
-  teha, to embarrass, to bar the way
-  tehamu, to invite, to exile, to push
-  tehan, to elevate, to promote
-  tehan, to transgress, to infringe, to violate, to break in
-  tehi, " " " "
-  tehem, to visit, to exile, to push
-  tehem, to waste
-  tehem, " "
-  tehem, to approach, to visit
-  tehem, to violate a tomb
-  tehem, to cook
-  teheni, to assign, to direct by writing
-  tehen, to inundate, to water
-  tehu, to crawl
-  tehar, an illustrious warrior
-  tehar, a kind of food
-  ti, two, 2, indicates duplication
-  tek, attack, ambulate

tek tem




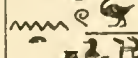

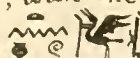




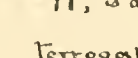

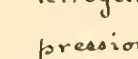
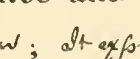
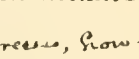


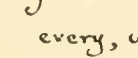
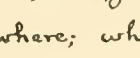
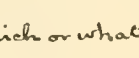


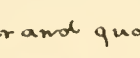
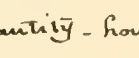








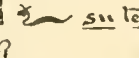


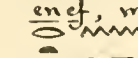




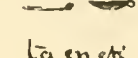



-  teki, to sparkle
-  tekie, an enemy
-  tekek, to attack
-  teku, an enemy
-  tekuw, to arrange
-  teken, to approach, frequent
-  tek, see, behold, escape notice of
-  tek, food, grain, flour
-  tekai, to fly
-  teka, to illuminate, to sparkle, a sparkle
-  tekatoka, to attack
-  teka, to attack
-  tek, to immolate
-  teker, perfect, absolute
-  tem, no, not, avoid, id.
-  tem, men, mankind
-  tem, a blade, to cut to pieces
-  temsu, a division of land
-  tema, satisfy
-  temu, created persons, mankind
-  tem, no, not
-  tem, complete, intact, perfect
-  tem, no, not, exclude, avoid
-  tem, a shrine, a chapel
-  tem, complete, intact, perfect, shut, close;  hati temem, a close heart, i.e. insensible, hard-hearted
-  temem, " " " "
-  temem, a sledge for the sacred barge
-  temem, a criminal, the rejected
-  temem, for fear that



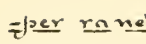
lēm, lēn

-  lēmennu, complete, intact, perfect
-  lēmennu, criminal, the rejected
-  lēmennu, mankind
-  lēmennu, to annihilate
-  lēmennu, no, not, exclude, avoid
-  lēmennu, the skin
-  lēmennu, a mat, a sledge, a sceptor
-  lēmennu, mankind
-  lēmennu, to praise, to glorify
-  lēmennu, the imunction
-  lēmennu, mankind
-  lēmennu, to praise, to glorify
-  lēmennu, (no word) dumb, motionless
-  lēmennu, ye, your (suffix), the, this
-  lēmennu, ye, your
-  lēmennu, an account
-  lēmennu, to determine
-  lēmennu, dispenser, giver
-  lēmennu, great, old
-  lēmennu, ?
-  lēmennu, a plate, a dish, a jar
-  lēmennu, date bread
-  lēmennu, a feast of Osiris
-  lēmennu, to go far away, to get lost
-  lēmennu, " " " " "
-  lēmennu, to refuse, to force back
-  lēmennu, complete, finish, climax
-  lēmennu, an eclipse of the moon?
-  lēmennu, to determine
-  lēmennu, a vase or a measure
-  lēmennu, heavy

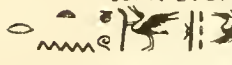
lēn

-  lēnennu, to hold
-  lēnennu, to conduct
-  lēnennu, a libation
-  lēnennu, grow, reckon, ration
-  lēnennu, with the following variants, , , 
-  lēnennu, is a pronominal, adverbial, interrogative and admirative expression; It expresses, how much? every, where; which or what in number and quantity - how much?
-  lēnennu,  su lēnennu, enef, where is he?
-  lēnennu,  er lēnennu,  er lēnennu,  er lēnennu,  er lēnennu, where did they give thee to eat?
-  lēnennu,  er lēnennu,  er lēnennu,  er lēnennu, what aids thee, what occurs to thee?
-  lēnennu,  er lēnennu,  er lēnennu,  er lēnennu, who art thou?
-  lēnennu,  er lēnennu,  er lēnennu,  er lēnennu,  er lēnennu, do not know how many there are of them!
-  lēnennu,  er lēnennu,  er lēnennu,  er lēnennu,  er lēnennu, how much (one) should avoid (drinking) beer?
-  lēnennu,  er lēnennu,  er lēnennu,  er lēnennu,  er lēnennu, (how much) how great he is among his friends.
-  lēnennu,  er lēnennu,  er lēnennu,  er lēnennu,  er lēnennu

## lén, tēp

 per ra neb meso su lēnnu sebai,  
(the sun is) creatēd every day, he is

born every morning

 er tēnnu pa aat, for

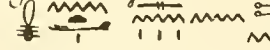
every month, monthly

 lēnnu sessu

hru ment, every tēn days, i.e. every


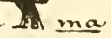
Egyptian week, which was composed


of tēn days


 ma


entēt sen en tēnnu renjēt, (like)  
according to their yearly contract.


Tēnnu is also equivalent to,  ax


||  nima and  ma.


 tēnnika, to visit

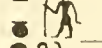
 tēno, Jyphon, rude, fierce, vulgar


 tēnt, a lapwing



 tēnt t, a throne, a seat


 tēnsh, to rejoice, to snobat

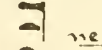
 tēn, to cut off.

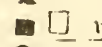
 tēn, to completē, finish, climax

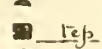
 tēns heavy, weight


 tēnt, a temple built within an-  
other.  tēnas, a heavy blade


 tēn t, a seat, a throne


 neler t, a goddess


 tēp, a chest, a box


 tēp, the summit, heaven (pet)

 tēp, the summit, top, beginning, (a)st


 tēp, poller's earth, clay


 tēp, to breathe, to taste


 tēp, a cat's


 tēp, to tie, the head


## tēp, tēr


 tēpa, to inhale, to taste, to sniff, to  
breathe


 tēpa, food, all that can be tasted


 tēpa, to taste, to sniff


 tēpa, a fat ox, a heifer, a buffalo


 tēpa t, to taste, inhale, sniff

 tēpa, an ox, a buffalo


 tēpsh, a secret ritual


 " " "


 tēpsh t, the throat, the windpipe, a gate


 tēpsh t, a gate, a valve, abyss, a  
source, a hole, a cave, the hole of  
a snake



 tēpsh the throat, the windpipe

 tēpsh, a fish


 tēpsh, a heifer


 tēr, who, what, then, all


 tēr, to drive, to rub away


 tēr, a season; it is often combined with the  
interrogative forms, adding energy to  
the question.  " " "


em entek nima tēr, who art thou  
now? Now then, who art thou?


 tēra neshni, an  
evil time, a fatal season


 tēra, to calm, to appease, to adore


 tēra, part of a funeral garment


 tērhui, servant

 tēra, admiration























 tēri, to adore, to invoke

 tēri, the heel of the foot (see next page)

























 tēr, time, season

 tēr, a willow tree







lēr, lēs, lēt, lū

-  lēr t, kind or quantity of bread fruit
-  lēr, " " "
-  lēt t, " " "
-  lēr, to drive away, to rub
-  lēru, two times, twice
-  lēru, a measure of land, the branch of <sup>river</sup>
-  lēru, a measure of land, the branch of <sup>river</sup>
-  lēru, a measure of land, the branch of <sup>river</sup>
-  lēru, a measure of land, the branch of <sup>river</sup>
-  lēru, a measure of land, the branch of <sup>river</sup>
-  lēru, a measure of land, the branch of <sup>river</sup>
-  lēru, a measure of land, the branch of <sup>river</sup>
-  lēru, a measure of land, the branch of <sup>river</sup>
-  lēru, a measure of land, the branch of <sup>river</sup>
-  lēru, a measure of land, the branch of <sup>river</sup>
-  lēru, a measure of land, the branch of <sup>river</sup>
-  lēru, a measure of land, the branch of <sup>river</sup>
-  lēru, a measure of land, the branch of <sup>river</sup>
-  lēru, a measure of land, the branch of <sup>river</sup>
-  lēru, a measure of land, the branch of <sup>river</sup>
-  lēru, a measure of land, the branch of <sup>river</sup>
-  lēru, a measure of land, the branch of <sup>river</sup>
































offerings of adoration, is idiomatic of the phrase, the King "is blessed with you", "gives you praise"

-  lū, a statue, a likeness
-  lūa, abominable, detestable
-  lūsi, reeds, papyrus
-  lūha, an illustrious warrior
-  lūha, to be drunk
-  lūi, the, that; an affix of the demonstrative pronoun fem:
-  lūia, to net, to catch, to return
-  lūi, abominable, detestable
-  lūk, thou
-  lūnu, we are
-  lūt, a kind of grain or food
-  lūt, an image
-  lūt, to tremble
-  lūt, an image
-  lūt, " "
-  lūt, an image, honored, distinguished
-  lūt, constituted, firm, established, agreement, contract, assemble, unite
-  lūt, a kind of bread
-  lūt, a likeness, an image, resemblance
-  lūt, " " " "
-  lūt, to procreate, generator, father
-  lūt, " " " "
-  lūt, " " " "
-  lūt, " " " "


























for lūt a, my engenderer, my father

-  lūtū, likeness
-  lūt, issue
-  lūref, a duck
-  lūrūti, corn
-  lū, the French 'on', a passive termination
-  lūa, I, I am









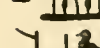






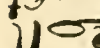




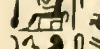









tu, tēx



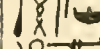
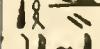
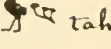



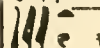

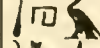




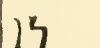

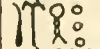








-  tuek, thou, thou art
-  tuef, he, he is
-  tuaat, an essence
-  tura, a willow tree
-  turba, a goose
-  tut, an image
-  tutu,  
  em tutu tem tat ein ef  
 (of thou not give go he), do not allow  
 him to go
-  tulu, to assemble
-  tut, an image, a likeness
-  tua, to raise, to carry, to lift
-  " " " "
-  tuaix, " " "
-  tua, a column, a support, a prop
-  tua, the winds
-  tuaat, ?
-  tua, to adore
-  tuaat, one of the seven oils for of-  
 fering
-  tur, wash, dip, libation
-  tur, sing
-  tur, distil, wash
-  tur, "
-  tēx, a weight, a supply of mine
-  tēx, a weight
-  " " " "
-  " " " , a counterpoise
-  " " " "
-  " " " , a liquid
-  tēx, a liquid, a weight
-  tēx, a sacred plant from which

tēx





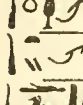

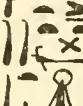
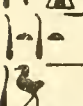



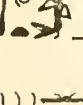
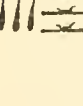





-  an oil was extracted
-  tēx, an ibis
-  tēxebu, to anoint, to dip, soak,
-  " } to impregnate
-  tēxen, an obelisk
-  tēxen an obelisk of frankincense
-  tēxeni, closed eyes, invisible, hid-  
 den, wrapped up
-  tēxni, to turn aside
-  tēxnu, obelisks
-  tēxnuw, closed eyes, invisible, hid-  
 den, wrapped up
-  tēxen, to walk upon, to touch with  
 the foot
-  tēxen, an obelisk
-  tēxen, to hide, to shut up
-  tēxen, closed eyes, invisible, hidden,  
 wrapped up.
-  tēxei, a plant
-  tēxo, to cut, to wound, to muni-  
 late
-  tēxu, a weight
-  tēxu, to drink, to slake the  
 thirst, to be drunk, to be drunk  
 with joy
-  tēxu, roses
-  tēxtēx, revolt, shudder, trouble,  
 confusion
-  " " " " " "
-  tēxtēx, to lose one's way
-  tēxtēx, to shudder, a tumult
-  tash, the frontier
-  tash, to enter

lōh


















-  lōsh, to leave
-  lōshe, land of the lake
-  lōshi, a home
-  lōsh lōsh, Osiris' dead body
-  lōsh lōsh, left, destitute
-  lōsh t, to separate, to draw, to lead, discord
-  lōsher t, redo
-  lōsh t, to seize
-  lōsh, to separate, to draw, to lead
-  lōsh u, leaves of a tree
-  lōs, to raise, to elevate
- lā, a club, a prefix, demonstrative present feminine, affix of the present participle
-  id;  anylō, the living
-  lā, a stick, a club
-  lās, an odoriferous wood
-  lā, a stick, a club
-  lāuaa, a door, a palace
-  lār t, a tree or some wooden article
-  lās, to sit down, to take a seat
-  lāxi, cuirass, a military dress
-  lās, an odoriferous wood
-  lāsi, a kind of plant, mint
-  " " " "
-  lāura t, a tiller, helm
-  lāhu, to rejoice
-  lāhen, glass, or clear quartz
-  " " " "
-  " " " " crystal
-  " " " "
-  lāhnuu, to counsel

-  lāsi, a stable
-  lāken, to counsel, to press
-  lāhes, copper
-  lāhesti, " ;  lāhut, a plant
-  lāti, dew
-  lāi, a chief
-  lātab, to brick, to pierce, to lay low
-  lāi, a plant
-  lāti the deck of a vessel
-  lāiru, strong, powerful
-  lāharu, an oven
-  lāmu, a tree furnishing large logs & also an oil, probably the walnut.
-  lāmeku, the men of the north
-  lāmuw, one of the seven trees which were sacred in Heliopolis. It was the source of a lamp-oil. It seems to have been the walnut, though the walnut was not indigenous to Egypt.
-  lāma, to swoop
-  lāmahw, to perceive
-  lāmah, a precious stone,  a midwife
-  lāmes, a writer's tablet
-  lāmes, rude, corrupt, coarse, savage
-  lān, this
-  lānent, a parior, a throne
-  lānuru, strong, powerful, valiant
-  lānuruw, a jar, or some kind of wine
-  lār, a willow tree

lar, lat, liet

-  lart, a willow tree
-  " " "
-  laru, to rub, to afflict
-  lrem, to cause to weep.
-  laru, to rub, to afflict, to bruise
-  laruru, an oven, a furnace
-  " " "
-  lasu, a curved stick for forking
-  las, " " "
-  lati, a stick
-  latui, to speak, to say, language, words, voice
-  lat, " " " " " "
-  lati, to strike, to fight
-  lat, a buckle
-  lat lat, to fight, to strike
-  lu, throw
-  lui, a pair of sandals
-  " " "
-  " " "
-  lut, to speak, say, announce
-  lani, a substance
-  lanti, a pair of sandals
-  lut to announce, to declare, to point out
-  lut u sehtā  
en perur see, mysterious words of the great house (of the) six. The 'six' were priests holding the great mysteries
-  laur, a libation
-  lex, a sacred plant from which an oil was extracted

lat

-  lat, to give, to place, to allow, to make, to do;  lat em her, to give a mission, to charge on with doing anything.  ta of her en amem t u, he gives face to the people, he watches over the people.
-  lat apt au ta or lat apt er ta, to give the head to the earth, to die, to lay the head on the ground, to die.
-  latā, to leave one place to go to another
-  lat apt, to shew the head, to shew oneself, to appear
-  lat her, to imprison, to surround
-  lat her " " "
-  lateralā, to place on the earth, partition
-  lat sa, to give the back, to turn the back on, opposed to 'giving the face'. to abandon, deceive, neglect, renounce
-  lati, participial form of give, giving
-  fa su, he gives, he makes
-  latat, to leave one place to go to another
-  latat, the given, gifts
-  latat huti, to please, to like, to desire
-  lat, to give, to place, to put
-  lat lut, to give the hand, to swear to adjure

tat her en, to give face to,  
to pay attention to, to look towards

tat em tui, to give the hands,  
to take in hand, to offer,

tat xet, to set on fire, to fire.

lāu t, to give the road, to permit,  
to give permission, to accord,  
to give liberty

lāu, to give, to place, to put.

" " " "

lāu her en, to give face to -  
to look after, to pay attention to,  
to take care of.

lāu em hati, to like to - , to be  
pleased to - , to persuade

lāu ari, to cause to do - to make

lāu a si  
neb her lens of, placed of person  
all place his, of but every person  
in his station

tat she em ei, to make a journey

uta, a kind of heron, health

lā, the wicked, an enemy, wicked

uta, to carry, to transport

lā, bronze

lā, to pass, to traverse, to extend

uta u, chains, fetters

lā, a ferry boat, to go, to travel

lā, Lord, Master, the name given  
to the seven genii of the ritual

lāb, to burn, to cook

lāuk, a cry, a yell

lā, to tender, to extend, an extent

" " " "

lā, impure, a rogue

lā, to pass through, to travel;

lā em lā, to travel by  
lands.

lāau, to tender, to extend, an extent

lāau, the hair

lāu sefo, the seven gods of speech.

lā, the head

lā, the hair, a lock of hair

lā, to navigate

" " "

lā, to steal

lā, arid, dry

lāu, ?

lāu, to go in a boat.

lāus, an enveloped form

lāu t, to thieve, to rob

lāu, linen, or linen object, case, bag

lāu, the hair

lāb, foliage

lāb p'kai, to be flung head-  
long into the water

lāb kalāka, " " " "

lāb, an armed body of men

lābaw, an army

lāf, to decolor, fire, flame

lāfi, " " "


lāi, rogue, impure


lāi, part of a mourning garment


lāi, to go


lāi, boats


tam, tar


 tam, race, family, an association of people, a consociat.


 tama, arid, barren, thirsty


 lāmat, a seat, a throne


 tāmi, to steal, to carry away


 tāmw, young people, youth, the members of a profession, generation


 tāmu u, laborers


 tāmw, race, generation.


 tama, a papyrus, a roll, a book


 tama, to wrap, to swathe


 tāmw, a path


 tāmw, race, generation


 tānuna, a curb


 tānana, misery, suffering, worry  
" " tānini, ill luck, inconveniences, anguish


 tāpurnma, a wild beast, probably a wild boar

 tār, smoke, ashes, reckon, horror? <sup>estimate</sup>


 tāru, a lance, a pike


 tar, to see, to look, to behold


 tāru, explorer, guide, spy


 tar, to burn, fire


 tāru, a hero


 tāruna, a piece of armor, a cuirass

 tārt, a pigment


 tārt, a scorpion


 tāmtu, a net


 tāru, salt meal, preserve

 tār, an enemy


lār, lat


 tāruw, a plant, an ingredient of the Kypshi


 lās, an enveloped form, (a mummy)


 lās, a moralist, a discourse, a proverb


verb


 tāt, a throne, a chair


 tatau, the head


 talāu, throne room


 lat, a cross


 lāt, an impure, an enemy


 lat, a sharp instrument

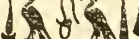
 lat, a sword


 lāt, fire, flame


 lātu, " "


 lāu, the evening

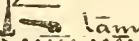
 lāu, to navigate


 tānaatā, a bird

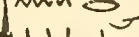
 lēt, alcohol


 lāi, to travel through, to travel


 tārn, young people, youth, generation, the members of a profession


 tārn, to procreate


 tānana, misery, ill luck, worry, inconvenience, suffering, anguish


 tāruw, an oar


 tānih, an arm (limb),

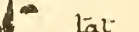
 tār t, a scorpion

 tāt, to cook

 tātān, chief, first

 tēhchui, to rejoice

 tāt, enemy, falsehood, craft

 tāt, twenty



- tāt, an enemy
- tāt, head chief
- tāta, head
- tāta uru, chiefs, leaders
- tātā uru " "
- tāta, to pour out water
- " " " "
- tālā, an enemy
- tālī, head
- tālān, " ; Plah tālān Plah the leader
- tālān, the head
- tālānu, chiefs, leaders, ministers
- tālā, princes, heads, ministers
- tālān t sutēn, divine cycle
- tālā t, head of roads
- tālānt, head, chief
- tālānt " "
- tāt t, a lute
- tālū t, a well advanced work, the

- front or face of a building
- ntā, night, obscurity
- tāni, a hill, a rock
- tānu, a portion of land, a field
- tā, a road
- tā ser, Necropolis, tombs
- tāi, the two regions, the two countries

- Upper and Lower Egypt, South and North Egypt.
- tā the earth, the land, the world, a region
- tā sera, (hill of horizon) burials

- place
- tāmnet, created being
- tāmem, " "


- tāra, time
- tālanen a synonym given to Plah in his province
- tāt, a papyrus scroll
- tānni her hāti, central lands or countries


- tā urt, the eastern, left hand, side of a building, as am ur, is the western or right hand side.
- tā sheti, the land of the Lake


- tā, to bear, to carry, a throne
- tā or zar, a governor
- tā, to bear, to carry, a magistrate, to take
- tā, a male, man
- tā, a grain, a pellet
- tā, steps, a throne
- tā, to bear to carry

- tā, to carry away, to steal, to take, a robber
- tā, to bear, to carry off, to steal
- " " " " " "
- tā, grain
- tā, to take, select (a wife),
- tā, to carry, to steal, to lead
- tā, enraged
- tā, to take to carry away, to steal, a robber


- tā, the hair
- tā, mind, breath
- tāne, halves
- tāt, to pass
- tābu, a jar
- tāi, to bear, bearer, to carry, messenger, banner bearer of quill


 tai, to bear, a bearer, to carry, a messenger, a banner bearer of a guild.


 tai litba, bearer of the 'copper hand'; the standard bearer of the copper worker's guild


 tai, male, husbands


 tai, an exception


 lāit, a librarian


 lām, male


 lām, to wrap, swathe, bandage


 " " " " " "


 lām, to swathe, a bandage, a raiment


 " " " " " "


 lāma, a sassyroll, a book


 lāpuka, barracks


 lānuru, to deny


 lāru, to surround


 " " " " " "

 lāru, an enemy, adversary


 lār t, a threshing-floor


 lār w, a cell


 lār, thrones

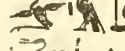
 lāni, to steal, to seize, a robber; idiomatically it also

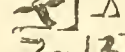
means to retake, to reprimand


 lāni, halves


 lāni, double, a couple, a pair


 lāsha, a pen cutter


 tab, to pass

 tabu, a jar


 tabt, a stick, a switch, a flogging


 tababu, a hot air balloon,


 takarw, a hall, a threshing floor


 takarw, barracks


 tai, male


 tai, a roll, sassyroll, book


 tai, cloth, raiment, garment


 takuw, a tree, wood


 tām, a lion


 lānt, a throne


 lānan, blindness


 tambw, a cup, a bowl


 lāruina, a cuirass


 lārutā, a barge


 lāruluh, some movement


 lā, a lion

 lāruan, an entrance


 lārui, to gather


 lāsao, an enveloped form


 lāiti, a couple, a pair, double


 lāw, thief's play, thief's


game,


 lāt, a throne


 lāt, a governor, a fan bearer

 lāl, a magistrate


 lāni, bear off, carry away


 lānaa, the hair


 lānaw, " "

 lā xi, a wooden monument































of some kind


















 lāt, an assembly







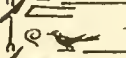



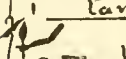

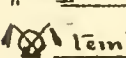
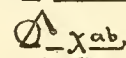
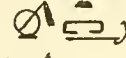

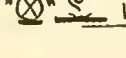


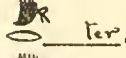



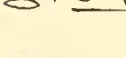
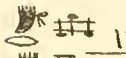
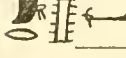




 lāi, a threshold


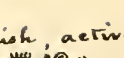




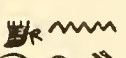


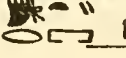
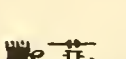
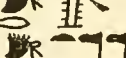
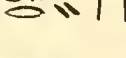









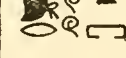





 lānw em am w,






























gum of the palm tree

































 leb t, figs  
 leb t, a brick  
 leb, a sarcophagus  
 leb t, a chest  
 leb t, a brick  
 hantū, fields  
 hantū, field-laborers  
 asper, to clothe, clad, to equip  
 asper hut, white bread  
 asper, a collar  
 ?  
 leb, place, replace, recompense, instead  
 leb, a sarcophagus  
 leb, to close, to shut  
 leb t, a brick  
 leb, a crown, a chaplet  
 lebu, chaff  
 tebu, equis, wrags, feet  
 asr, to furnish, to equip, to  
 put on armor, to garnish  
 hebs aser, the 21<sup>st</sup> day of the month  
 tepreti, an ornament for the  
 neck  
 asperw, a collar  
 tepu, geese  
 tebu, a place  
 ti ameni, an interpreter  
 ak, to weave, to place  
 lax t, a book, a papyrus roll;  
per lat, alibrary;  
leit em teru amenw, a book full  
 of colors (paintings)  
 lat, to give, to cause;  
 lat  
 a arge, to give wine;  lat



auri, I cause to be made (I give it be made)  
 to, put, to place  
 tat apt, to show the head, to appear  
 seft, a cereal, grain, wheat  
 tat anx, give life, was placed after  
 the titles of defunct Pharaohs;  
 it will read, 'to whom was given  
 the second life,' and after the  
 name of a deity, 'the Giver of life'  
 tat luti aw, to extend the  
 hands towards -  
 tat luti er, " " "  
 lēm, to put, to place in, to give a place  
 tat em herew, to put at face  
 of, to place before, to submit, to  
 confide, to give a mission to  
 tat suer ha apt, to show oneself;  
 to appear,  
 tat hati, to please, to like, pleased  
 tat, to give, to cause to, to place, to di-  
 rect that -  
 sepuw, when preceded by  aner,  
 a stone, is a kind of stone men-  
 tioned in medical formulas, may  
 be the Lapis Memphites men-  
 tioned by Dioscorides  
 latu em her, to place before, to  
 submit, to confide, to give a mis-  
 sion to -  
 lam, a restful, strong  
nao, peace, quiet happiness  
 tami t, raw, mixed  
 lam, pure  
 lamur, corrupt, weak, ruin


-  tam, gold
-  tam, ?
-  tamti, to attack
-  tamu, gold
-  tam, gold or enamel, gild
-  tam, gold
-  tam, ruin, wear
-  tamu, unfortunate, ruin
-  tam, gold
-  tamer, found
-  nas, to injure
-  tam, strong
-  tesert, cream, cheese
-  tamw, unfortunate
-  tamt, to meet, to rule over N. & S. Egypt
-  xab, to rule over N. or Lower Egypt
-  xab, the place of execution
-  tamtū, assemblage, total, aggregate
-  tamtū, the total, to amass, to collect, the aggregate
-  ter, whilst, during, entire complete, all-
-  neber ter, lord of all, since
-  ter, " " " " "
-  ter, to engender?
-  ter embah, all before, previously, before
- tinus
-  ter, work, make, fabricate, manufac-
- turo
-  ter, limit, extreme, frontier, aim
-  ter, to form, to build, to limit, to hinder, to surround, to wall
-  tera, a wall, a bastion?
-  tera, a bird!
-  teratera, a licentious man


-  teraw, accomplish, active, work, an act, perfect;  while it is
-  teraw, totally, entirely
-  terawui, complete
-  ter tut, off hand, immediately
-  teri t, enclosure, back chamber, adytum, sanctuary
-  ter enti, whilst
-  teren, a corrupter
-  ter tera, to honor, to respect
-  terti, enclosure, back chamber, adytum, sanctuary
-  teres, a wall
-  terti neteri, the Divine couple, Isis and Nephtys
-  " " " " " "
-  terti, a pair of birds
-  teru, a ladder
-  teruu, some part of the human body, the heel, the chest re
-  teruu, colors, painting
-  teruutu, to tally
-  teruu, circumference
-  teruu, rolls of papyrus, books
-  teruu, limit
-  teruu t, secret corridors built in the walls of the temple of Bendersa
-  ter embah t, before
-  ter u, the whole, prosper
-  tes, atail
-  tes, vice versa, in turn
-  tes, a bowman
-  tes, refined; pure, to swathe, a knot



-  tē, to tie, bind, to bring, to offer
-  tēs, a high land, a mountain
-  tē, to surround, to wrap, to swathe, a bandage, a knot
-  tēs, an officer
-  tēs, " "
-  tēs, to wrap, to disfigure of, to arrange, to ornament
-  tēs, a phrase, a sentence
-  " " " " "
-  tēsas, Lord, Master, a name of the seven genii of the Ritual
-  " " " " "
-  tēs, a crow
-  tēs, a military chief
-  tēsenu, a dog
-  tēnu, to bind, to elevate
-  tēt, to twist, to turn
-  tēt, the back
-  tēs, a tail, the bank of a river
-  tēt, a highland, a mountain
-  tēs, an enveloped form
-  tēs, a coat
-  tēb, sandal maker
-  tēb, a branch, a twig
-  tēb, shut, close steps up, furnish, equip, ornament, exchange, pay, rewards
-  tēb, to brick, pierce, to lay low
-  tēb, a box, chest, coffin, sarcophagus
-  tēb t, " " " "
-  " " " " "
-  tēbt, to pay
-  tēbeh, to shut

-  tēb, to dress oneself
-  tēbu, a jar
-  tēbu, to exchange, to pay, to reward
-  tēbi, a mummy case or box
-  tēbu, to bandage, to swathe a mummy
-  tēbui, a mummy case or box
-  tēbr, a sanctuary
-  tāt, established, firm, immovable
-  tāt, to cut; tāt, brilliant, resplendent
-  tāt, to follow; tēret, foreign land
-  tēi, this, pronoun fem:
-  tūa, return, retake, escape
-  tūau, to return, to repeat, to interforest, skilled
-  tūau, to catch with a net.
-  tū, to sully
-  tū, a mountain, a rock
-  tū, to stain, filth
-  tū, a mountain, a rock
-  tūau, a liquid measured
-  " " " " "
-  tūau, some kind of liquid
-  " " " " "
-  tūt, evil, crime
-  tūt, a rock, a mountain
-  tū, to go
-  tū, sin, soil, stain
-  tū, a mountain, a rock, a cave
-  tūa, to cry to -
-  tūu, crime, malefactor
-  tū, sin, soiled, impure
-  crime, malefactor
-  tēnu, cut, divide, part, portion.
-  tēnu, discord, division, trouble


 tai, to bear, to carry, a messenger,  
a bearer; it is an abbreviation  
of  tai


 tai abw, an inspector, a  
controller, as, 'mine inspector',  
'Pharaoh's butler'


 tai ma u, bearers of  
truths


 lanut, completed, perfected;  
 set em nub baku lenu em


nub lam, (he built a house) gar-  
nished with gold (and) comple-  
ted with enamel


 ter, a spire, a shoot


 renjst, a year

 renjst ap, the first year


 terat, a willow tree


 ter, to indicate to shew


 terat, a willow tree


 ta, a part, a portion


 ta t, a portion of framework


 ta, the name of a precious metal


 ta, a type


 ta t, "


 tu, to cry out, to invoke


 tebu, sandal matter


 tebuw, " "


 teb, a cage


 ten, a weight equal to 10 Kat


 ta mer, the land of Egypt


 tena a dam, a dyke, a bridge

 tes sha u, a hall in the temple


 tot, a cauldron


 uti, embalmment

 ut t, a coffin

 ut w, bandages, swathes


U


 u, the euphonic suffix of the pronoun  
1<sup>st</sup> person


 u, location, soil, place, the grounds be-  
longing to a temple or to a city

 " " " " " "


 u, crenelated, loopholes


 u, a line, an edge


 w, go, depart

 w, about


 w, edge, direction


 w, limit, edge, line


 ua, a boat


 uaa, a boat


 " "


 uat, base, base of a pillar etc. socket


 ua, a mummy case


 uaa, to present, offer, transmit, remit


 uaa uaa, to tangle, to embroid

 uaan, to neglect, to leave aside

 " " " "

 " " " "

 ua, one, sole, alone

 uaf, to bind, squeeze, compress

 uar t, a leg

 uar, a tree furnishing wood for coffins

nana, to strike with the sword,  
to massacre, to cut down, to fell

nah, a kind of wheat

naf, to chastise, id:

nafw, " "

naw, a lieutenant, or

nance, large bodies of men

nai, a boat

nauu, that which is far off, distant

naa, to curse, to execrate

naa, a torch, id:

unt, a beam

unt, girdle, apron, waistband

unt, a wall, a fortress, tower

unt, to verify, to examine

unt, a pylow

unt hati, intrepid, stout-hearted

unt, thickness

" " utu } to engender  
to procreate

ub, to shine

uben, to shine;

nen uben ehu Ra, the sun's rays give no light

uben, a sore, a wound, mud

ubent, an informer

ubni, the blaze of flame, fire

ubs, to gather wheat into sheaves

ubs sef ?

ubel, to boil, to cook, to burn, to melt

ubs, to sprout, to shoot

nuubet, boiling water

utet, to boil, to cook, to burn, to melt

ubex, the skin of an animal

ubex, to shine, luminous, brilliant

white

ubex, to shine, luminous, brilliant, white

uf, a drop, pressed out, squeezed out

ufa, to grasp

ufa, to extinguish, to chastise

ufi, the lungs

uf ufa, to extinguish, to chastise

ufw hati the lungs

uha, to gather in

uhaw, the coming of night, approaching darkness

uhew, a thief

uhi, a tribe

uha, to cut down, to sack, to lay waste, to destroy

uh, to escape, abortive, to avoid

uha, to miss, to fail

uha, to long, to desire, to forget

uhaw, noisy

uhaw, night

uha uha, to desire

uhab, a fish

uhan, to reverse, to overthrow

uhai, to escape, to miss, to fail

uhiu, "

uhax, a dog

" "

ni, a participial final, proper, good






uti, the swathing a mummy, the mummy swathes

uka idleness, to rob



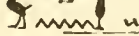
uka, a festival, the festival of the ancestors

uka, intolerance, idleness


uk, us


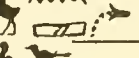

-  uka, a peg
-  ukao, to salt fish
-  ukai, the bends of a vessel
-  ukahw, " " "
-  ukem ma nu




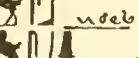




xeri w, a seed bed of grains of myrrh, (myrrh was used in funeral ceremonies)



-  ukai, pegs
-  ukep, destruction
-  uw, an ebony tree, an extract from




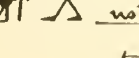
Gabasu (Byblos) in Phœnicia; according to Pierret, a Carob tree

-  un, hieratic form of the pronoun third person plural



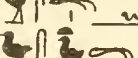



-  uns, a kind of bread
-  unsh, unction water, mud
-  ur, great

-  us, a saw:  us, width extent
-  us ash, cedar saw-dust
-  useb, to stack, to gather wheat into sheaves
-  useb, to sever
-  usef, leisure
-  usef t, leisure, idle, negligence
-  usfi, to relax, negligence, idleness

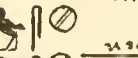

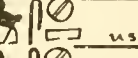
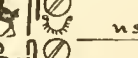

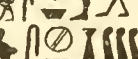



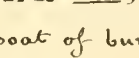


-  usch, to cut, to mow
-  us, very, very much, large, vast, extended, desert, void


-  uschw, to destroy by fire, to burn
-  ust, saving
-  usti, a letter, a message, a mandate
-  wolen, to dilate, to extend the legs, to walk




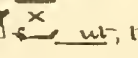
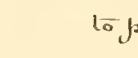
us, ut


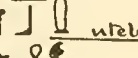
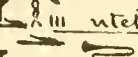



-  ustennw, a station
-  ustennw, a cynocephalus
-  usti, a volume, a letter, a writing
-  ustw, " " "
-  ust, devastate, ravage, ruin
-  usex t, a large hall with columns

the judgment hall of the dead

-  usex, a collar;  us, width, extent
-  usex, a threshing-floor
-  usex, a collar
-  usex, large, broad, widened
-  " " " "
-  usex, a hall, a temple
-  usex t, a hall
-  " " " "  us, <sup>empty</sup> void <sup>miss</sup>
-  usexu, a boat of burthen
-  us, produce, create










-  usten, to dilate, to extend the legs, to walk

-  ust, to devastate, ravage, ruin
-  usex, to mow
-  usexu, a boat of burthen
-  ush, evacuation, faces
-  ut, to throw, to lance, to emit, inflict, to put forth, to use violence against, to utter cries or exclamations, to cause











-  ut, to put forth
-  uteb, a title
-  uteh, a large jug
-  utenw, an offering;  ut en of uten
-  xer heb, (grow of him offerings toward feast), he multiplied offerings for















the feast





-  ut, to draw, to inscribe, to engrave
-  uten, to trace
-  uten, to twist a cord
-  " " "
-  uten, the act of libation
-  uten, the act of offering
-  utenuw, libation
-  utenen w, offerings
-  uten, a weight, heavy, a weight of

gold silver or copper, money













-  " " " " " " " "
-  uten, an altar, offering, sacrifice
-  utet, to burn, to cook
-  ut t, to order, to place
-  ut t, to endeavor
-  ut, light, to give out - to put forth
-  uty, to order;   















ntau faiw sbaw u u-  
fer, ordered the sinful ones to be chastised
































-  " " " " " " "
-  utu, a tablet
-  nta, to examine, to verify
-  uta, to decide
-  uta, to examine
-  ntaal, to carry, to load a vessel
-  utu, to put forth
-  utu, to order, to issue forth
-  utef, belated, tardy, to retard
-  utet, open, until, disengage, de-
- liver, save, protect, preserve
-  uta, to sustain, to bear aloft
-  " " " "

































-  uta, a chair, a seat
-  " " "
-  uta, a pillow
-  uta, to carry, to raise, to elevate, to make










rise

-  uta nefer w, name of the Solar Barge
-  uta, to suspend, to sustain
-  uta, to hands, to fix
-  ut, the passive termination
-  uti, a coffin
-  uti, a man employed at burials
-  uti, to speak
-  uti w, bandages, mummy swaths
-  uti, a farmer, an agriculturist
-  uten, to offer
-  utew, heavy, weighty
-  utennu, to pierce through a wall, to breach, to make a hole


-  utennu, a cynocephalus
-  utennu, heavy, weighty
-  utu, to engender, to procreate
-  lut, a statue, an image
-  lut, to engender, to procreate
-  lut, a fault
-  utu, to engender, to procreate
-  uta, health, to be in good health
-  nta, a chain with clasps
-  uta, the mystic eye, the symbolic eye,
-  uta, to go, to start on a journey, procession
-  uta, health, welfare
-  uta, in good condition, intact, preserve, content, well being, satisfaction, welfare, health
-  uta, to start on a journey, to go forth



-  utā, a pectoral plate
-  ute, storeroom, magazine, depot
-  utā, the mystic eye
-  utā, salvation, health, good condition
-  utā, a pectoral plate
-  utat, good, protecting, benevolent
-  utā rw (healthy mouth) jurē
-  utu, to dispense justice
-  utā, a pectoral plate
-  ui, distance, edge, line
-  " " " " 
- ⊗ ui pekā, a region intermediate between the two worlds, the Gap; in passing through the ui pekā the gate of Amenti becomes visible
-  uu, happened, to occur, to come to one,
-  uex, to mould, form, create, build
-  ux, a column
-  ux t, a chapel
-  ux t, inflammation (intestinal) swollen
-  ux, a column
-  uxer, a chapel, chamber, shrine
-  uxet, inflamed, swollen
-  uxuax, a meadow
-  uxexa, a colonnade
-  uxexaw, night
-  ux, to follow, to leave
-  ut, ignorant
-  uha, a barge, a boat
-  uha, night
-  uha, pillars
-  uha, incapable, inexperienced, in-
-  ast, undisciplined
-  uxa, a communication, a letter, a



-  uxai, a communication, a letter, a
-  uxax, to watch, to follow, to search
-  uxax, curiosity, indiscretion, in-
-  uxax, subordination
-  ush, a desert, devastated, void
-  ush, nightfall, darkness
-  usha, to eat, feed
-  " " "
-  ushab, an offering made to the
-  Gods by the King
-  ushab, a vase used in the ceremonies
-  of the mysteries of Isis
-  ushabt, a woman to be hired
-  for lamentation, or crying at fun-
-  nerals
-  ushab, to answer, to reply
-  ushab, to answer, to reply, resort,
-  revelation, denunciation
-  ushabti w, replyers, answerers,
-  the terra cotta figures placed
-  within or without the sarcophagus,
-  often buried near it
-  ushab, to consume
-  ushabu, to answer, reply
-  ushem, essence, decoction
-  ushem, to grind, to devour, to gnaw
-  ushem, an ear of grain
-  ushem, a beer jug
-  ushem, to fowl, to net
-  ushemy, a pelican, to fowl
-  ushenu, a dead bird
-  usher, to be empty, to miss, a void




-  neht, to implore
-  nsh, a pelican
-  nsha, nightfall, darkness
-  nsha, to pasture
-  nsha, a pasture
-  nsha, a herdsman, <sup>to break, to</sup>
-  nsha, to trap
-  nshnsh, stubborn, to <sup>beat</sup>
-  nshanti, the small gnomon


figures, placed in and near the sarcophagus, called 'Answerers' who rejoiced for the deceased before the ceremony of shru


 ushet, to acquit, to absolve, to adore, to afshrofiale, to render propitious

 ush, " " " " "  
 ush t, to work, to prepare


 u, he, him  
 u, to adore


 ew, to come, to arrive;  or   
en en of oen of, he came, he arrived


 uu, they, them

 uaf, to chastise


 uar, to flee


 naw, a captain

 nai, a substance


 natu, a persea tree

 nanti, numerous, multiplied


 ub, a window


 ub, to tame


 ubek, to dart rays, to sparkle


 ubw, light, sunrise


 ubw, light, sunrise, daylight, dawn


 uhai, to escape, to avoid


 ubex, to be covered, a cover


 uhcb, a fish


 nhem, to consume


 uha, to avoid, to escape


 uka, a festival


 uk'a, the water of the inundation


 uw, issued from, pine wood


 un, open, to open


 wt, the great court, or colonnade, which was behind the pylons


 sta, a passage, or a corridor, in a tomb


 utw, to try, to examine


 utes, proud, haughty


 ute, the heights of heaven



 ut, the passive termination


 ut, to wrap in bandages, to swathe, to dress


 urex, to be verdant, to become green


 urech, " " " "


 ut, to put forth, to produce


 nanti, a wall, fortified, rampart;  
 hati em suati w, a heart fortified in battle, strong hearted in battle or in the molee, stout hearted


 uta, to preserve, content, health, well-being, welfare

 uta, a kind of tree, well being, welfare, in good condition, healthy















 " " " " " "

 uu, edge, limit, custom, territory








 uus, a washerman

 unt u, the high mountains. In the

Ritual it indicated some locality, where the soul went to, connected with Amenti




-  usheb, to answer, reply
-  " " "
-  ushem, to consume, to destroy
-  ushem, to kill, to destroy
-  ushem, an ear of grain
-  usher, dry, arid, dried up
-  usha, closing in of night
-  ux, a column
-  ux, a spirit
-  un, to polish, to prepare
-  un, a lock of hair
-  ur, great, strong, powerful
-  ur, eldest
-  urti, the two urceus


enumerate

-  urt, fire, flame
-  ut, to go
-  us, extent;  em use nob, the whole extent
-  uw, evil
-  uw, the domain of a temple or city
-  ua, one, alone, solitary, isolated














na am heh ari t feht se xa (one amid on make effort for some thousand,) one of the men was


working like a thousand men





-  natu, lone, left alone, aside, isolated
-  naaw, " " " "
-  embu na, in one place, as

-sembled;  uanpb, one all'ie. every







body

-  nai, two
-  uana, together
-  uaru, one mouth, one
-  uat, one
-  uata being alone, being solitary
-  uarex, to become green
-  ua, to lift, to carry away
-  ua, to carry, to bear, to transport
-  " " " " "
-  ua, to go along, a distance, a journey
-  uaa tu, workwomen
-  uah, to place, to add, to develop, prov.
-  uahua, grand, ample, considerably



the word expresses a general idea of augmentation.  nai,

-  uarta, a rose |  to bear, to transport
-  uars, a reed, a grain stalk
-  ru en uaa, in the




vicinity, neighborhood, proximity


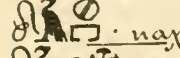
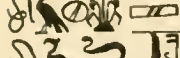
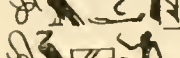



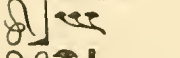

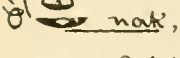
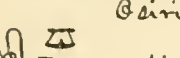


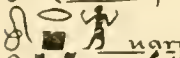


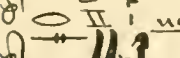


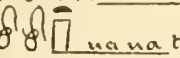










-  uas, the scepter, called also the Jar
-  uarex, to become green, verdant
-  natai u, violets
-  nata, to take away
-  naw, fire, flame, melt
-  nann, afar, to be at a distance


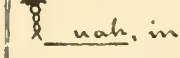
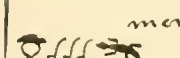



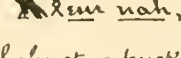
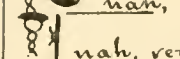


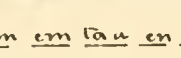



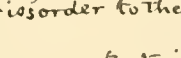
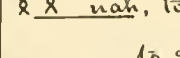




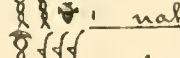


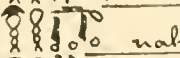


from.





























-  nani, to discourse, to meditate
-  naw, the road, the way, the side
































(right or left), the public highway

-  uana, to consider, to meditate
-  " " " "
-  nana, to shine

-  naq, a marsh, a meadow
-  naq, entrance
-  naq, a marsh, a meadow
-  nataaw, a flute
-  nash, to invoke
-  nash, to break, to crush
-  nashaatati, ophthalmia
-  nab, heap, pile
-  " " "
-  nahuu, to stand, to place
-  nak, one of the principal feasts of Osiris
-  nako, offerings for the festival of navigation
-  nar, a cord, a rope
-  narjz joyful, overjoyed, charmed
-  namem, a mythological serpent
-  narer?, a vine
-  naseri, Osiris
-  nana, to throw oneself on-
-  nanau, soiled places, uncleanness
-  nana t, to found an edifice, to lay the foundation stone
-  nannaw, " " " " "
-  nat, color green?
-  nat, color " "
-  nat, a journey
-  nat, distance
-  naww, walking along
-  nawai, to consider
-  nana, light
-  nana, fire, melt
-  nannawi, to consider

-  nash, to call
-  nah, increase, multiply, flourish, augment, throw
-  nah renjz it ashw, to fulfil many years.  em nah, besides, afterwards
-  nah, a helmet, a buckler
-  nah, very much;  s'huw of em of sam em tau en em tut nah en ssp, he ordered him to conduct the world, by hand, an infinite number of times (Osiris' order to the Sun.)
-  nah, to augment, to increase, flourish, to spoil, to throw down
-  nah, to place, to deposit, to establish, to place on, to put, to add, to erect
-  nah apt, to bend the head, to incline, to obey.  an nah njer, <sup>better</sup> to do
-  nah hati, kindhearted
-  nah, a royal title
-  nah, a kind of fish, to fish,  ia.
-  nahi t, grain, a garland
-  nahi, grains of wheat
-  " " "
-  nahi, a water carrier, a water furnisher
-  nahet, to labor
-  sekt, to grind flour
-  nah ka, by the body of - (such a ser- son) a form of oath
-  ?
-  nah tut, to lay hands on, to steal
-  naiuu, ? a beverage?
-  nahu, a collar

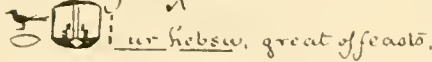
-  nahw, magnificent
-  nahw, laborer, ploughman
-  user, powerful, power, rich, force and power, sustain, rule, valiant
-  " " " " " "
-  " " " " " "
-  user renbitu, rich in years
-  user u, strength (s) forces
-  user, an ear
-  user, the spinal column
-  set, the lower region, subterranean region, the tomb
-  tam, a scepter with a greyhound's head
-  nas, peace, quiet, happiness of Ameni
-  nas t, a greyhound
-  user any, full of years, plenitude of years, rich in years, ages of existence
-  nasem, feeble, disintegrated, in mins
-  " " " " "
-  nasmi, " " " "
-  nasem, a metal, copper?
-  " " " "
-  nat, green, fresh, papyrus, tank, pool, Lower Egypt
-  nat a color, collyrium
-  nat, emerald green, a tablet
-  sati, to dart rays, radiant
-  nat, offering bread or cakes
-  natiw, green herbs, papyrus
-  nbw, heaps of sand, trenches
-  nati, the two uroeus, a Goddess and a temple built to that goddess by Rameses II.
-  nat meo, collyrium

-  uat, to order, to transmit; fresh, green
-  uat, emerald
-  uat, order, transmit, to grow - faire croître
-  uat, rags, wraps, cotton, linen; a green cotton dress, worn on certain ceremonies
-  uati, fruit or flower
-  uat mest, color for the eyes
-  uat, an uroeus
-  uati, the 'asp crown'
-  uati, plants
-  uat, "
-  uat ur, the great water, the ocean, the Nile, the Mediteranean
-  uat ur, the ocean
-  uat, water
-  uat t, rags, swathes, wraps
-  uat mes, color for the eyes
-  uat mes, " " " "
-  uat uat, " " " "
-  uat ur, the ocean
-  uat, to hold firmly
-  un, to open, open
-  un, a bull, a calf
-  unet, a male, a calf
-  unw, a bull, a mule, young of bovine
-  un, to appear, to be, to show
-  un, defective, wanting
-  ununw, a bird of the Ardea kind
-  un, to be, to stand
-  unet, a mirror
-  ur, great
-  ur abumer, the great pyramid
-  urh, oil
-  ur, great, principal, old, eldest;
-  ur Nat en tum, the

great seat of Thumnis, the throne of Pharaoh



any, the great goodness of life, a name of Set



ur hebsw, great of feasts, i.e. celebrating many feasts, anniversaries, see next col:

- ur, great, principal
- ur, elder, great, chief
- ur, chariot, quadriga
- ur any t, a female citizen

- ur, oil
- urch kati, uraew, tuo uraci
- ureht, oil, anoint
- ur hek u t, a qualification of the Goddesses; frequently applied to the Set form of lion-headed Goddesses.

ur hekta, the name of the instrument with a ram's head which was used at funeral ceremonies

- ur hekaw, " " " " "
- urhu, oil, to anoint
- " , " "
- " , " "
- uri w, bolts
- uri t, the inundation
- uri, an abundance of hair
- uri t, a rose tree
- ur mu, the bull Minervis
- ur nes, space, infinite extent, the celestial water firmament

through which the Sun proceeds in the Sacred bargo


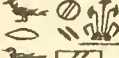

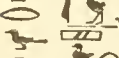

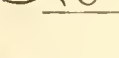
- " " " " "
- " " " " "
- " " " " "
- ur sehti, a high priest
- ur, to abound, to have an abundance of - , considerable, important.


After an adjective it means, very, much




- urrit, a chariot
- urri, " "
- urrit, " "
- urrt, the crown with asps
- " " " "
- urw, a battlement
- urs, pillow, " "
- " " " "
- urt kati, peaceable, meek
- urt, abide, dwell, rest, repose, stop,

nen urt, not rest, the planets  
 urt kati, the heart that does not beat, a name of Osiris relative to his death


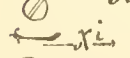

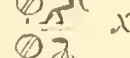

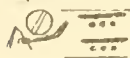


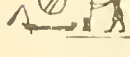
- ur seb, Chief of five, chief of a confederation
- urt kati, peaceable, meek
- urt, cease, rest, rest from work.
- ur t, a chariot
- ur, a bird
- ur t, the Asp-crown
- urt, a chariot
- urti, the asp-crown
- ur t, a chariot
- urti, the Asp crown







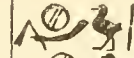






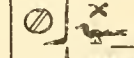
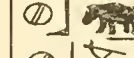
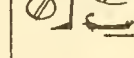



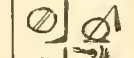


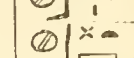
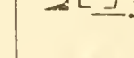

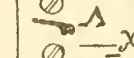


-  uru, oil , abeverage
-  urexi, to become green, verdant
-  uresh, watch, vigil, attentive
-  urshau, to watch, to observe
-  urshura, an astronomer
-  urshu, to occupy the time, to enjoy the time, to pass time .

 ur xerfou, the title of a priest of Ptah and Sokari whose duty was to replace the sacred barge on its support, when it was returned from processions

-  uartu, a footman, a courier
-  utau, a kind of crane, solitary crane
-  uta, solitary, separated, divorced

# X

-  xi, height, length
-  xi, to be born, to rise, a child
-  xi, a thing
-  xi, a babe, to be born, to rise, a child
-  xi, an eyelash
-  xi, to rule, to protect, a fan, a screen
-  xi tai, Protector or Director of the Two Regions, a title of the God Hefer
-  xi, to found, to construct, to erect a monument
-  xi, a passenger boat

-  xau, defend, sacred, distinguish
-  xu, " " "
-  xui, " " "
-  xuu, impurity, sin
-  xuu, a fish, the sturgeon
-  xubak, the shade of the fig tree
-  xus, to build
-  xus, to kill, to immolate
-  xatér, a plant, a bush
-  xaxa, to navigate
-  xaxet, " " "
-  xeb, lowly, laid low
-  xeb, Lower Egypt, N. Egypt, abee
-  xeb, error, sin, hypocrisy, violate
-  xeb, a hippopotamus
-  xeb, to commit an act of violence, to break in with violent intent, to penetrate for devastation
-  " " " "
-  " " " "
-  " " " "
-  " " " "
-  " " " "
-  xeb, a saw
-  xeb, a title, a name, to change
-  xeb, the place of torture, the place of execution the scaffold
-  xaw, evil
-  xamw, to walk, to go, to proceed
-  xamlu new, the unknown, unaware, unanticipated
-  xam, a trident, harpoon, a boarspear



























xeb

- ① } xeb, gymnast, acrobat man.
- ① } tebaut
- ① xebeb, a vase
- ① xam tu, three, 3
- ① xam u, desire, pleasurē
- ① xeb, change, humble
- ① xeba, less, inferior
- ① xeba, to overthrow, to subdue,  
to overcome, to vanquish
- ① xebi, cane, reeds
- ① xebem or bezem, behemoth,  
a hippopotamus
- ① feben, to dig
- ① xeben, falsehood, dishonesty
- ① xebni, iniquity, stave
- ① xebent, unacceptable to the  
gods
- ① xebent, false, falsehood,  
dishonesty
- ① hebenti, iniquity
- ① xebes, to labor, to turn over the  
soil
- ① xebes, a lamp
- ① xebes, a star
- ① xebes, to dig
- ① xebes, some evil place
- ① xebeot, lapis lazuli
- ① xebsu, ploughed fields
- ① xebes, to clothe
- ① xebsi, a hoe, a mattock
- ① xebsi ta, ploughed land
- ① xebsit, a hoe, a mattock



























xeb, xef


- ① xeb t, error, sin, to lie, deceit
- ① xeb, to divide arithmetically, to divide  
a field
- ① xebt, to dance
- ① " " "
- ① xebt, block, scaffold
- ① " " "
- ① xebu, execution, death penalty
- ① xebu, to dip, to steep
- ① xebu, the crop of grain
- ① xebxeb, to open
- ① xebxeb, to lay low, to beat, battle
- ① " " " " "
- ① xebxeb, to escape
- ① xebxeb, a vase
- ① xebxeb, to cut, to lay a snare
- ① xeb, a lily-leaf
- ① xeb, to bend, to incline, to salute, to  
submit
- ① xebeb, a vase
- ① xeb, to fight, to divide, to carry  
off, to extract
- ① xebes, the man who extracts the sap  
from the balsam tree or plant
- ① " " " " " " "
- ① xef, a bundle, a fragment
- ① xef, to look, to see
- ① xef, to capture
- ① xef, to capture, to seize, to grasp,  
a fist
- ① xefi, to look, to see
- ① xefi, the beach, sea shore



Xef, Xi


-  — Xefa, to seize, to fix
-  — Xefa, a malefactor
-  — Xef, "
-  — Xef.t, when, if, while, with, as well as, in front of, before, the aspect, the visible part, the front of an edifice, an agreement of dates.   
-  Xeft her en ta er ter, before face of earth entire, before the whole worlds.
-  Xeft, impure, impurity, enemy, rogué
-  Xefther, sarcophagus cover
-  Xeft her neb sw, the One who faces her Master, the Goddess of the West
-  Xeft her, to face towards, facade.
- Xeft her ek, for thee; Xeft her a before me.
-  Xef t, an enemy, an accused
-  Xefta, " " " "
-  Xef t, " " " "
-  Xeftu, fruit, or quantity
-  Xefti, an enemy, an accuser
-  Xef, Xef, to import, to bring
-  xi, to be born, to rise, a child
-  xi, a child
-  xi, height, length, shelter, protection
-  xii, the heavens
-  xii, highlands
-  xii, one of the four supports of the


Xi, Xem


- heavens
-  xit, shelter, protection
-  xi, a child
-  xiau, "
-  xib, a title
-  xii, such an one
-  xii, height, length
-  " " "
-  xii t, the heavens
-  xii, to speak loud
-  xii u, the crowd, the vulgar
-  xinuru, to disperse, to put aside, to disappear, to carry off, weak, to get lost
-  xirukataat, a hill side, a slope, an escarpment
-  xinuru, a part of a harness, the reins?
-  xixi, to beat, to whip
-  ximatā, bitterness, privilege right, ceremonies, festivals
-  xem, to crush
-  xem, no, not, to ignore
-  xem, a sanctuary
-  xem, the unknown, mysterious
-  xem, overthrow, destroy
-  " " "
-  xem, the unknown, the mysterious
-  xem, to break in pieces, to bruise
-  xem, a sanctuary
-  xem, a shrine, a box
-  xema, to bruise, to destroy, to efface


 xemw  
xemw new, the ignorant, the evil, the adversary of the right, he who denies that which is true or good, the enemy


 " " " " "  
 xemi, " " " "



 xemi, a flamingo, a pelican


 xema, to bruise, destroy, efface


 xemes, an ear of grain


 xemw, a shrine, a prison


 ximanu, to demolish


 " " ;  xim, fire, heat


 ximw, a mason's assistant


 ximxim, to bruise, crush


 xem nen, ignorance, weak, small


 " " " " "


 xemu, the dead


 xem, a difficulty of breathing, the asthma


 xemi nen, ignorance, small, weak


 xemi, crushed, subdued


 xemi, a quail


 xemes, to paddle, to proceed


 xem t, a square headed sistrum

 xem t, a shrine


 xem, "


 ximw nifw, foul winds

 xemes, to work a boat


 ximw urt w, the great


stellar gods


 xam, grace, favor


 xam t, three, 3


xemu, xew

 xam t, three, 3, favor, besides, grace


 xam t, care, wish, exception


 xam t, favor, grace, three, 3

 xamtu, to oppose, to deny


 xen, weak, sick

 xen, an act of offering


 xen, to conduct, to transport

 xen, a title

 xen, to arrive, to enter, to penetrate,


 xen, to cry out with joy


 xen, inside

 xena, to refuse, to rebel


 xena, to blow, to puff away, to avert


 " " " " "


 xena, the aggregate of buildings, v. grounds attached to the Pharaoh's residence

 xenam, to blow away, to snuff, to inspire, to avert


 xenar, " " " " "


 xena, to shut up, to imprison


 xenan, " " " " "


 xeneb, prostration


 xenef, food or bread offered to the


 xenefw, dead


 xeni, to cry out with joy


 xenem, a fine stone, jasper

 xenem, carnelian

 xenem, jasper, carnelian, porphyry

 xenend, to nourish

 xenend, to be dronzy

 xenend, brass

.xew

- xennem nurse, educator, governess
- xennem girl, woman, courtesan
- xennem, odor, to smell, to choose
- xennem, to sleep
- xennem, a governor
- xennem, an odor, to smell
- xennems, an uncle: the

term <sup>was</sup> generally applied to an aged relation or friend whose advice should be listened to

- xennem, <sup>respectfully</sup> ? goose, quail, mosquito

- xennem, a nurse.

- rex em nen, know nothing, to ignore,

- xennem, to smell

- xennem, a nurse.

- xennem, brass

- xennems, a relationship, a tutor

- " " " " "

- xen, to smell, and odor

- xennem, " " " " "

- xennem, to perceive

- xennem, to unite, to join

- xennems, a title, function, tutor

- xennem, a kind of food, basket

- xennems, a title, a tutor, function

- xennem, " " " " "

- xennem, to shut up, to imprison

xew

- xennem, a shrine, a granary
- xennem, to quarrel, to make war, a scourge, a disaster, revolt

- " " " " " " " disaster
- xennem, violent, adverse, scourge,

- xennem, calamity

- xennem, agitate, alight, rest, stop

- xennem, to fly, to lean on

- xennem, to hover, to soar, to float, to alight, to rest

- xennem, a part of the body, the lungs, the stomach

- xennem, to transport, to conduct, an evil, a scourge

- xennem, to present, to offer, to carry off, to take away

- xennem, some part of the body

- xennem, a limb

- xennem, a sanctuary

- xennem, intelligence, news

- xennem, to conduct, to transport, to arrive, to enter

- xennem, a concubine; adorning

- xennem, to cry out with joy,

- xennem, a sacred title

- xennem, a recluse, a woman of <sup>the harem</sup>

- xennem, to stop, to stand

- xennem, a sacerdotal title



























- xennem, to imprison

- xennem, a name of the

























- inundation

- xennem, a concubine












xew

- ①   xewep, to throw out, to tear out, to extract, express
- ①  xewer, weak, sick, feeble
- ①  xewer, skin, leather, eniraso, harness,
- ①  xewru, a horse, a charger
- ①  " " "
- ①  xewseit, tamarisk
- ①  xewsw, to purify
- ①  xewso, to hunt, to pass through
- ①  " " " "
- ①  xewsu, to penetrate, to pass in front, to pass through
- ①  xews, to hunt, to fowl
- ①  xewshet, a festival
- ①  xewt, to penetrate, to tread upon, to mount
- ①  xewt, to penetrate, to tread upon, to frequent
- ①  xewt, to penetrate, to tread upon
- ①  xewt, entrance, staircase, throne
- ①  xewt, one who had charge of a child's education
- ①  xewti, a crocodile
- ①  " " "
- ①  xewti, to penetrate, to tread upon
- ①  xewti, a statue
- ①  xewti, a balanquin
- ①  xewtesh, a garden
- ①  xewt, clay, mud
- ①  xewt, joy, delight, to be delighted, enchanted



xew

- ①  xewt, quantity, the circumstances attending a festival, order, conditions
- ①  xewti, a workman, a weaver
- ①  xewt, to approach
- ①  xewt, a garden
- ①  " " "
- ①  xewt, to pour out
- ①  xewti, the legs
- ①  xeww, to seek a place of repose
- ①  xewti, an image
- ①  xewt, to go ahead, to mount
- ①  xewt, to rest, to repose
- ①  xewsh, stinking, base, vile
- ①  xew, something to be subtracted, minus, less
- ①  xewsh, to stink, something repugnant
- ①  xewep, to pour out, to consecrate
- ①  xew, a child, a baby
- ①  xewep, an animal offered for sacrifice
- ①  xewep, is said of animals offered for sacrifice
- ①  xew, weak, sick, repulsed
- ①  xew, to support, to alight
- ①  xewnew, smell
- ①  xewew, a child, a baby
- ①  xewtesh, a fool, a garden
- ①  xewt, the p'shent or double crown of Upper and Lower Egypt















Xep

- ⊙  Xepz, a fish:  Xepz, when, a duck or goose.
- ⊙  " " Xepz, a thigh, a hind quarter
- ⊙  Xepz, to goit, to evacuate
- ⊙  Xepz, a pace, to move, transport, to follow a road
- ⊙  Xepew, to fatten geese.
- ⊙  Xepet, a pace, to move, to transport, to follow a road
- ⊙  Xepli, of reprobrinw
- ⊙  Xepw, " "
- ⊙  Xepz, a blot
- ⊙  Xepet, to creep, to crawl, to be stretched on the ground, to prostrate oneself




stretched on the ground, to prostrate oneself




















- ⊙  Xepesh, a hind quarter
- ⊙  Xepesh, constellation of the Great Bear

Bear




- ⊙  Xepetr, force, power
- ⊙  Xepesh, the royal sword
- ⊙  Xepz, to create
- ⊙  Xepz, to transform, create, occur
- ⊙  Xepet, the hold of a boat
- ⊙  Xepi, harvest
- ⊙  Xepi, a scarabaeus
- ⊙  Xepni, ?
- ⊙  Xepew, a kind of fish
- ⊙  Xepet, a form, a shape
- ⊙  Xepet, scarabaeus, transform, generate, occur
- ⊙  Xepet, Creator-God, transform, scarabaeus
- ⊙  Xeperi, a scarabaeus
- ⊙  Xepet, a thigh, a hind quarter

Xer

- ⊙  Xepshi, sword
- ⊙  Xer, to, at, under, like, towards, in regard, in respect to, but, when. Xer is generally a ligature and adds but little to the sense or meaning; it also expresses the sense of now then, so then, since, certainly when it is necessary:  id:

- ⊙  Xer, to overthrow
- ⊙  Xer, to fall
- ⊙  Xer, that which charms, pleases
- ⊙  Xer, cell, shrine, burial ground
- ⊙  Xer, a boat for processions
- ⊙  Xer, a strong loud voice, cries, yells
- ⊙  Xer, a bull for sacrifice
- ⊙  Xer, a strong loud voice, cries, yells
- ⊙  Xer, to speak;  Xerra, action, act, fact.
- ⊙  Xera, myrrh.  Xer ar, after
- ⊙  Xer art, a quiver
- ⊙  Xeri, a funeral chamber
- ⊙  Xeri, to protect, to take care of
- ⊙  Xeri, defeated
- ⊙  Xeri u, the lungs
- ⊙  Xeri, a cow
- ⊙  Xeri, victim, fallen, defeated

























I did not know how to reach it, i.e. I was not able to do it

- ⊙  Xepz, to surpass, to beat the head of-
- ⊙  " " " " " "
- ⊙  Xepz, to offer, to render homage, to

See infra



























Xer

submit, to assjsh myself to a matter,  
to do a thing energetically


-  Xerzr, to depart
-  Xerz2, a bull for sacrifice
-  Xerz2, stem or spoofs of a vessel
-  Xerz2; supply, that which is pro-  
ceeds, principal, to direct, to  
command, to order
-  Xerz, produce linen
-  Xerz, chief, first, pay homage, con-  
secrate, offer
-  Xerzsu, principal, first, scepter
-  Xerzru, suffice, sufficient
-  Xer, to, at, under,
-  Xer, to, at, under, like, when, of
-  Xeres, to dissipate, to pull down,  
to open
-  Xeres, the voice, to speak loud
-  Xeres, to dissipate, pull down, open
-  " " " " "
-  Xer, " " " "
-  Xer t, touching, by, during
-  Xertu, matters
-  Xerw, "
-  Xer en hui u, a temporary  
tomb
-  Xer en nay t, whilst, when,  
after
-  Xer ar, (examples omitted above)
-  Xer ar hru, after  
some days, after a time: 
-  Xer ar nay t ta hut,


Xer, Xes

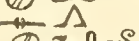
when while the earth was lighted,  
after the earth was illumined, after  
sunrise


-  Xeru, strong, loud voice, cries
-  Xeru, to dissipate
-  Xeru nu, to rise up against  
them, to rise up towards them, to  
disobey
-  Xerw, fallen, degraded, miserable
-  Xer ur, enemy, enmity
-  Xersh, to gather in a bundle
-  Xersh, a truss of hay
-  Xersh, war arrows, weapons
-  Xersh, a bouquet of flowers
-  Xeresh t, a quiver
-  Xeresh, a balsam tree
-  Xes, a spindle, to spin
-  Xesba, blue, lapis lazuli
-  Xesbet, " " "
-  Xesbet, to stop, to turn back
-  Xesw, to prevail
-  Xeser, to dissipate
-  Xes, to found, construct, to build
-  Xes, to turn back
-  Xes, a rite, ceremony
-  Xesas, to run, to hasten, to hurry
-  Xesaa, to make an effort, to hasten
-  Xesbet, to dance
-  Xesbet, blue, lapis lazuli
-  Xesbet t, a serpent
-  Xesbet, to shine feebly, a dull  
light


xes, xet


 xesef, to avoid, to put aside, to refuse, to oppose

 " " " " "

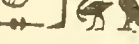
 xesef, to stop, to turn back

 xesao, to run, to hasten

 xesemu, a sanctuary


 xeses, to run, to hasten


 xeses, a square, a corner, an angle

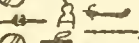
 xesba, to labor, to turn


over the soil


 xesba, " " " "


 xeser, to dissipate


 xeser, to dissipate, immolate, disperse


 xeser, to dissipate, to clear

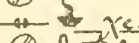
 xesai, vile


 xeset, foul, choke

 xestet, to shine feebly, a dull light


 xebet, blue, lapis lazuli


 xes t, a district

 xesbet, blue, lapis lazuli


 xus, to found, to build, to


construct, to pound, to ram


 xun, sin

 xearu, to immolate, to ruin

to dissipate


 xet, accuses, enemy


 xet, to go

 xet, a passenger boat, to na-


vigate, to go with the current

to the northwards


 xet, a port, a ford

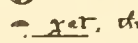

 xetet, beyond

xet


 xetet, beyond, besides

 xet, " "

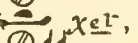
 xeler, to vex, to annoy.

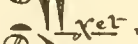
 xet, thing, whif, breadth;  er xet


neb, than things all, every thing


 xetu, things, offerings, riches

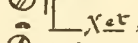
 xet, enemy, accuses

 xet, to shut

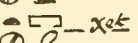
 xet, to minister

 xet, to cut, to break in pieces


 xet, fire, flame

 xet, when, stop


 xet, seal, sealed, to close, closed


 xet, a citadel

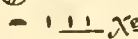
 xet, a seal, stop, when

 xet, to close

 xet, bridge, lake, follow a current

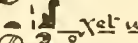
 xet, to net


 xet, stairs, a seat


 xetu, things, matters, ceremonies,



rites, cult, a worship, religion


 xet, matters of science

 xet u net, the God of matters, of things


 xet Har, nitre


 xeta, a seat, stairs, steps


 xeteb, the fallen;  id.


 xeteb, to dance

 " "

 xelief, an embalmer

 xeti, a child










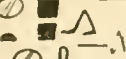
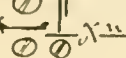







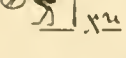


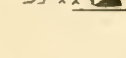






 xeli, the apex of an obelisk

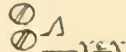





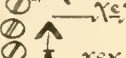











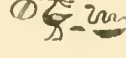









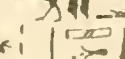

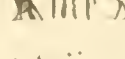



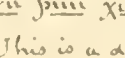
 xetman, a lake, a pond



ḫet, ḫw

ḫet, ḫw

- ⊙  ḫetem, to shut, close, seal
- ⊙  ḫetēm, a citadel, a fortress
- ⊙  ḫetmuw, to lock, a fortress, a citadel, a stronghold, a dungeon
- ⊙  ḫetmu, to seal
- ⊙  ḫetēm, to shut, to close
- ⊙  ḫetēm, " "
- ⊙  ḫetēm, to enclose, to close, surround
- ⊙  ḫetmesu, the earth, the world
- ⊙  ḫetumguta, " " "
- ⊙  ḫetpep, a pace, to pace
- ⊙  ḫus, to terminate, to finish, to close
- ⊙  ḫetḫet, to break, to smash, to violate, to overthrow, to reverse
- ⊙  " " " " " "
- ⊙  ḫetkeb, attack, overthrow, reverse
- ⊙  ḫetēm, to shut, to close
- ⊙ ḫetū, an Oryx. |  ḫetḫau, the 5<sup>th</sup> day of the month
- ⊙  ḫu, light
- ⊙  ḫu, the Sphynx
- ⊙  ḫu, the basynus scepter, emblem of Lower Egypt
- ⊙  ḫut, the splendid abode, the tomb
- ⊙  ḫu, light, brilliancy, splendor, honor
- ⊙  ḫu, a title
- ⊙  ḫus, to lay a foundation, to found
- ⊙  ḫus, ḫus, to build
- ⊙  ḫus, to build
- ⊙  ḫut, an enemy, an accuser
- ⊙  ḫuxu, a blow, beaten, to beat
- ⊙  ḫet, a whip

- ⊙  ḫet, to enlarge, to elongate, to extend, rapidity, rapid, agile of arm or leg
- ⊙  ḫet, light
- ⊙  ḫet, the throat
- ⊙  " " " "
- ⊙  ḫet, a fluid
- ⊙  ḫet, a whip
- ⊙  ḫet, to balance
- ⊙  ḫet, to extend, enlarge, elongate, agile, rapid
- ⊙  ḫet, to rebound, to return
- ⊙  ḫet, athletes, wrestlers
- ⊙  ḫet, to follow, to return
- ⊙  ḫet, numbers, reckoning
- ⊙  ḫet, an altar
- ⊙  ḫet, " "
- ⊙  ḫet, " "
- ⊙  ḫet, the body
- ⊙  ḫet, an altar
- ⊙  ḫet, "  ḫet, the uterus
- ⊙  ḫet, to push, to shove by force
- ⊙  ḫet, a (Persian) satrap
- ⊙  ḫet, tiles
- ⊙  ḫet, a spirit
- ⊙  ḫet, splendor
- ⊙  ḫet, light, brilliancy, splendor, honor, a worthy person
- ⊙  ḫet, brilliant, triumph, glorious;
- ⊙  ḫet, a brilliant day, a day of success, a day of victory.
- ⊙  ḫet  ḫet  ḫet  ḫet
- ⊙  ḫet  ḫet  ḫet  ḫet

em mesiu beshiu, This is a day of

xu,

triumph for the evil ones





























- xu, abortive
- xu, lively, gay
- xu, light
- xu u, the dead, spirits
- xu, spirit, light, illustrious, splendid, honorable, virtuous

- xu, the horizon
- xu, sustenance
- xut, shine, place
- xut, a spirit
- xut, the edge, the horizon
- " " " light, fire
- xu, light
- xu, to illuminate
- xu, spirit, manes
- xu, illuminated
- xutu, personal merit, worth
- xutu, ceremonies, rites
- xu, light, brilliancy, splendor, honors
- xuti, doubly splendid
- xu, light, brilliancy, splendor, honors
- xu, mēnu, a quarter of Karnak
- xut, the horizon
- xuta, adjudged
- xeb, lie, deceit
- xut, the splendid (name of a pyramid), glorious, triumph
- xu, the dead, the illuminated, the enlightened
- xu, food
- xu, light






























xu, xa

- xu, domain
- xu, to illumine
- xu, honor
- xu, to adore
- xut, light, illumine, honor
- axut, horizon
- ajet, the first, commence, begin
- ashu, many; ma ashu, how many?
- ma ashu sen u, as many of them as there are
- xat, a body, the body, a corpse
- xat, a body, a cadaver, a corpse,
- xa, carnage
- xat, a body, a corpse
- xab, a rib
- xab, error, sin
- xa a corpse
- xabu, a sickle
- xabu, a fraud, a lie
- xabu, the throat
- xaten haty, stupid, obstinate, mad
- " " } insidious, enemy
- xat, a corpse
- xar, a widow
- xat, a corpse
- xat, a quarry, a mine
- xat, fish pond
- xaut, a quarry a mine
- xaxa, the 3<sup>rd</sup> hour of the day, (ut ed-  
fool)
- xaxala, to wound, to injure
- xabi, hypocrisy, a lie































Xa, Xe

-  Xab, a cord
-  Xabku, <sup>huti</sup>mad, obstinate, fool
-  Xek, <sup>huti</sup>conards, fools, mad, obstinate
-  " " " " " "
-  " " " " " "
-  " " " " " "
-  " " " " " "
-  Xab, a body, a corpse
-  Xab huti, an enemy, an impious man
-  a fool, a coward, mad, obstinate
-  Xab, an odoriferous plant, a perfume
-  Xab, a body, a corpse
-  Xab, a mace, in the later epoch, stood for the conjunction and; the belly
-  Xab, to put away, to place aside, to turn away, to go aside
-  Xab, to sail, to violate a woman
-  Xab, to shave, a barber, to cut, to scrape
-  Xab, those who are shaven, the barber's customers
-  Xab, to shave, barber
-  Xab, an ingredient of the Kyphi
-  Xab, to fabricate
-  Xab, to load,
-  Xab, food, the fleshy part
-  Xab, prostrate, to give birth to-
-  Xab, the shade
-  Xab, to cut with a sword
-  Xab, to adorn, cover, envelope
-  Xab, a kind of necklace
-  Xab, an ear of grain































Xem, Xes

-  Xeki, to hurt, to injure, to wound, eclipse
-  Xemes, a lance, bow or spear, a weapon
-  Xemes, an ear of grain
-  Xemonti, the nostrils
-  Xemes, a weapon, lance, bow or spear
-  Xemeh, a lake
-  Xememi, the nostrils
-  Xespa, to eat
-  Xespa, the navel
-  " " " " " "
-  Xespa, the navel, to stain, spot
-  Xespa, the thigh
-  Xespa, a young horse, a colt
-  " " " " " "
-  Xespa, a cake
-  Xespa, chiselled, decorated
-  Xespa, a secret place.
-  Xati, devoured by grief
-  Xat, the body, the groin, the belly, <sup>mes en Xat</sup> of, born of his body, his child
-  Xer, food
-  Xer, to have, to possess, to bear, to carry
-  Xer, less, retrench, diminish
-  Xeret, a child, a youth, young
-  " " " " " "
-  Xerlu, young people
-  Xeru, a concubine
-  Xert, a child
-  Xer, fallow
-  Xes, fatigued, weak, enemy, vile, mix rabies



xet, xa

-  xesi, to weaken, faint, sicken
-  xesi tu, spring plant
-  xesi, a spring plant
-  xese, a corner, an angle, a square
-  xet, to navigate
-  xeteb, to kill, to slaughter
-  xeteb, " "
-  xetebu, " "
-  xeter, to vex, to annoy
-  xat, the body, the belly, the flank
-  " " " "
-  xat, a child, race, issue
-  xeteb, kill, slaughter
-  xati, child, race, issue
-  " " " "
-  xeter, occasionally
-  xex, venom, sting
-  xa, a thousand, numerous, to measure
-  xa, to lay aside, aside, to throw, to throw away, to fall, to abandon, to quit, to leave, to desert
-  xaa, " " " " " " " "
-  xa, to amass, to accumulate
-  xa, misfortune
-  xaanaw, grief, sorrow, weary
-  xa, a thousand
-  xa, to measure
-  xi, " "
-  xa, " "
-  xa, a measuring cord
-  xa, to measure
-  " " " "


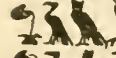

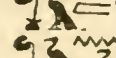

xa, xai

-  xaa, prone, the position of a person thrown to the ground
-  xaa, dejection
-  xaa, a catapult
-  xa; an altar
-  xaa, to leave
-  xaa, to leave, abandon, reject
-  xait, carnage, smite, pursue
-  xai, an altar
-  xab, a hippopotamus,  id.
-  xabeb, to bend under blows, to make one bend by striking
-  xabes, lamp, star, gleaming
-  xabes, lamp, star, light
-  xabes, a braided beard
-  xabes, lamp, light, star
-  xabt, sin, error
-  xabu ur, to break, broken, bend
-  xabu, to frolic oneself, to salute, to bend, to incline
-  xabu, to bend
-  xab, to humiliate
-  xai, a leather bag, a receptacle
-  xai, a measure, 1/3 of a hin
-  xait, a sore, a wound, a malady
-  xaiibt, of fan, a shade
-  xait, a juggler, athlete, a gladiator
-  xai, a cat
-  xai, to furnish, to provide
-  xaiibi, the shade, a shade
-  xai, an altar
-  xaiu, night




xam,

 xam, to incline, to let fall  
 xami, to submit, vanquished


to be humbled

 xamemu, fault to  
 xam, to submit, vanquished, humbled  
 xammi, " " "  
 xamu " " "  
 xanana, pips, kernel, the


hard rind of the coconut

 xanini, " " "  
 xanuw, to carry away  
 xanuru, to paralyse, block


up, to disperse, to ambulate

 xanuru, to confuse, an  
 infirmity of the voice, hoarse,



dumb

 xanuru, to paralyse,

to annihilate

 xanru, an agricultural  
 implement, or harness

xaru, a widow

 xaru, a street, a place  
 xarui lu, barren places


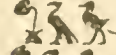

xati, devoured by grief

 xas, to run, to hasten, to hurry








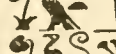

xatet, to kill

 xati, the punishers, the four.







suers.

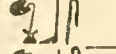
 xan, measures, to follow  
 xaw, wood  
 xan t, to watch

xa, xi

 xant, an altar  
 xanti, "  
 xani, a kind of grain  
 xant, an altar  
 xani, evening, twilight  
 xant, to measure  
 xat, a cloth for the head,  
 xani, an herb, plant, perfume  
 xax, to extend, to elongate, to en-

large, rapidity

 xaxa, wheat  
 xab, jshasad, eclipse  
 xab, shade  
 xab, an arm, quiet  
 xab, some part of the body, rib?  
 xebeb, to subdue by blows, retri-  
 bution

 xeb, a lamp, a light, a star  
 " " " "

xebedi, a jackall

xebs, the arming of a boat

xeb, a cat

xebs, lamps, light, star

xebw, to deceive, to lie

xai, defeat, carnage, victim

xai, to measure

xai ti, punisher, pursuer

xai, to measure

xain, woods

" "

Xem, Xiv

- xiv, an altar
- xema, to transfer, to render up
- xem, to transfer
- xemur, to drop, to let fall
- shena, to turn back, to turn a-

ray

- xenen l, a kernel, seed, pulp, the hard rind of the coconut

- xennu, to encircle, to enclose
- xennu, to annihilate, to paralyse
- xennu, a horse
- xennur, to block up a road,

to disperse, to annihilate, to paralyse

- perensya, college of the sacred writers

- shena, to turn away
- shena to turn away
- shenti, to blaspheme, to slander

- xat, an altar
- xentoh, to sprinkle
- xenta, a quantity of land

- xas, to run, to hasten, to hurry
- xas, mountainous land
- xasa, negligent, delinquent

- xat, overcome by grief
- xata, land's end
- xataxata, to crush

- xata, a measure or quantity of land
- xat, evening
- xatu, an altar
- " " "

Xaw, Xet

- xani, an altar
- xant, wood
- xani, an herb, a perfume
- xax, to extend, to elongate, to en-

large, rapidity

- xaxa, wheat
- xabs, a lamp, a light, a star
- xab, an altar
- xab, to fall, to prostrate oneself
- xa, word, a stick, a scepter, a dix

foot measure

- xashetu, ?

- xet, a rice or bush
- xem, matter, body
- xen, a kind of wood

- xet, wood
- xet, a tree, wood
- xeti, to cut
- xetxet, to recoil

- xet, behind, afterwards, while, when;

nebu en enu xet ha a, all who come after my time (duration).


far en xet renjet, after the year-


To go after, to follow, pursuit, to overwhelm

- xeti, " " " "
- xet, wood
- xet, to cut, to engrave
- " " "
- xet, the weight of a plumb line, or


xet, xem, xes


of a steelyard


 xet, land which has lain fallow for one hundred years


 xeti, " " " "


 " " " " "


 xet, to recoil, to go backward


 xetxet, to go forward and backwards, to go to and fro, to seek


 xem, a scepter


 xem, a scottle

 xem, an order, will, pleasure

 xem, an image, a likeness

 xem, to prevail, master, possessor, the powerful, to dominate


 xem hati, oppressor, the violent hearted, the sad hearted


 xemu, to prevail, master, possessor, the powerful, dominate


 xem, " " " "



 " " " " "

 xemu, " " " "

 xem t, a domain


 xeti, the double crown, 'p'shent'


 xesef, to repulse, prevent, force back


 xesef (Kab), a repulse (by the arm), the arm in this case is only an ideogram, as in 


Kar, a combat (of the arm), a melee, defeat, a rout of the


xes, xen  
enemy;    


 xesef na her te senesf  
one victory takes its second, 'one victory follows another'


 xesef, to trace, a trail


 xemt, a governess


 xesef, to ascend the river going against the current


 xesef, to protect


 xu, a fly flap, the insignia of a prince


 xu, a domain


 xem, the unknown, the mysterious

 xen, to navigate, to transport, an oarman, an image


 xenit, a transport, a cattle-boat


 xen, to navigate, to transport, to carry, to despatch a boat or a vessel


 xeni tu, conveyors, sailors


 xenen, to quarrel, to make war, to revolt, a scourge, a disaster.


The mofahitic winds of Egypt, which carried contagion, were

characterised by the groups 















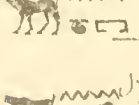

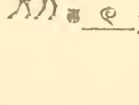

 nifu xenuw, the fatal winds

 " " " " " blind rage





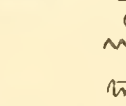



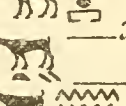
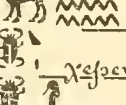
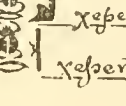

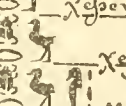
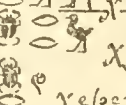
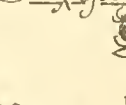



 xenen, (the same as the preceding,) contention, quarrel, revolt, scourge, disaster

 xeneni, " " " "

Xen

-  xenen, to transport, convey
-  xenw, to transport, ad-verse, to contend
-  xennu, to navigate, to pilot
-  xennu, to navigate, to con-vey, to fault
-  xent, a statue, an image
-  xenti, " " "
-  xennw, see 
-  xent, a statue, an image
-  xenti, " " "
-  xenstut, a garland, a chap-let, a circlet
-  xen, to approach, arrive, enter
-  xen, to conduct
-  xen, to conduct, approach, enter
-  xen, a skin, a cover
-  xen, within
-  xenaa, a liquid
-  xenw or shenw, something to be subtracted, less, minus
-  xent, the inside, interior
-  xenenw, to conduct, to transport
-  xeneni, fatal, woeful violent
-  xent, Wajser Egypt
-  xennu, a hall, within, interior
-  xennu, interior, a central ap-artment
-  xennu, a lake, a pool, a-ponds
-  xennu, the aggregate of buildings









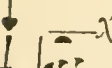











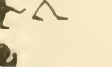



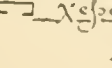


Xen, Xep.




























- and lands attached to Pharaoh's residence
-  xennu, to cease;  nenw
- xennu, without ceasing, incessantly
-  xennuau, people of the interior
-  xent, interior, inside
-  xenxen, Wajser Egypt
-  shenxen, central; 
-  shenxen, the cen-tral nome between Lower Egypt and Nubia
-  xenxen, to spring forward, to dart
-  xenxen, to conduct, to enter, to approach
-  xennu, the interior, inside
-  xenti, " "
-  xen, a lake
-  xepet, the earth, the world
-  xepet, Creator, Maker, Transformer
-  xepet, to become, to have become, to be, to form, to transform, to happen, to create, to make, to do
-  xepet, Creator, Maker, Transformer
-  xepetw, happened, occurred
-  xepetruw, personally, in pro:per:
-  xepetw, a scarabaeus
-  xepetruw, occurred, happened:
-  xepet em renjpit, it was in the year?
-  xepeter, a figure, an image
-  xepesh, a helmet



X

xer

-  xeb t, royal chancellor
-  " " "
-  xeb t, to consume, burn, combust-  
tion
-  xeb, the north, Lower Egypt
-  af t, a box, a chest
-  ment, a seat, a lounge
-  af t, work, a job
-  hebuw, revenue
-  " " "
-  " " "
-  xerw, words, voice, language
-  xerbet, a stick, a branch
-  xeri, enemy, evil
-  xerenti, two, division
-  xertiw, words, matters, reports,  
negotiations
-  xerw, words, voice, aloud voice
-  xeruw, enemies, the fallen
-  xerui, an outlaw, robber, brigand
-  " " " "
-  xerui, a brigand, a murderer
-  xeru, an enemy, the fallen
-  xerui, " " "
-  xeruu, " " "
-  xesef, to refuse, to turn back, fight
-  " " " " " "
-  " " " " " "
-  xut, the eastern horizon
-  xu hoh, the tomb
-  xuti er er heb, the tomb
-  xut, the tomb
-  xesep, a forge, smelting, north, place  
where negroes were made

-  xepeshi, a man of the sword, a warrior.
-  xera, that which is refrugant
-  xer, under, at
-  xer, under, to have, to possess
-  xer, an inferior, a subject
-  xer, to carry, to have, to possess
-  xer, food
-  xar heb, a priest, a choachyte priest
-  xer tut, to handle, to prepare, to work
-  xer list, an instrument for writing
-  xer list, a servant, a valet
-  xeraw, a fight, to fight, a battle,  
a quarrel, an attack, a struggle,  
opposition, impediment
-  xar heb, a priest, Choachyte priest,  
the priest who leads the ceremony  
at festivals
-  xarh, night
-  xerab, a Horoscope
-  xer heb, a priest who leads the  
ceremonies at festivals
-  xer hetep, the just man
-  xeriu w, with them
-  xer heb, leader of ceremonies
-  xer hrw, " " "
-  xeri tut, a servant, a valet
-  xeri, a house
-  xer, xer, to prepare
-  xerer, to cackle
-  xersti, a chanclier (censer)
-  xer neteri, the Necropolis, the Divine  
Lower Region
-  xert, a boy

Xer

- xerki, a mason, a stone cutter
- xerlu, the necessary things
- xer t, touching, by, during
- xer t, a cataract
- xer t hrw, in the course of the day
- xer t, silence, fraud
- xart, to bear, to carry, to have, a course, in, dwelling, cover
- xert hrw, in the course of the day
- xart, power, properly
- xartu, testicles
- xeru, to take, to catch
- xeruw, testicles
- xeruw, objects, matter
- xerui, testicles
- xer under, to, towards, at, to have, to carry
- xer, support, subsistence
- xert, mason, sculptor, stonecutter
- xerti, " " "
- xet, harem, concubine
- xeruf, an god
- xerulu, dwellers, inhabitants, natives
- xer xeben t, the unjust, the unjust man, a rogue
- xera, a fish
- xer, weapons of war
- xeraw, " "
- xer, " "
- xeraw, a male
- xeranti, "































































She, shao

- xemt, trident, harpoon, bear spear
- " " " "
- xemt, a full grown man, a man thirty years of age
- xemt, " " " " "
- xaku, a razor
- xeker, to adorn, to cover, to envelope






















































Sh

- she, a pool, a lake, a basin, a reservoir
- " " " " "
- she, phallus
- she, to go, to walk, to babble
- she, a pool, a gate
- sha, to build, to create
- sha, to cut, to slice;
- " " "
- shao, earth, sand, gravel, a pool
- shaw, a writing, a boot
- sha, an arm, a limb
- sha, food, sustenance
- sha, earth, sand, gravel, dirt, mud
- sha, a measure
- shaa, born of, substance of
- shai, a boot, a writing
- shai, food, a medical prescription
- shait, massacre


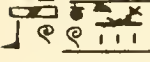
sha, sheb

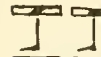
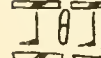

-   sha en huteb, sand of the desert
-   sha en rw,  ?  incense  sha em rest.
-   shat, to cut, to destroy
-   shat w, branches
-   shat, a ditch, a canal
-   sha t, sand
-   sha t, a book, a writing
-   sha t, to cut, to slice
-   shat, food
-   shati w, sustenance, food
-   shata, an arrow
-   shanti, a jug, a jar
-   sha, food, nourishment
-   shabti, an 'Answerer', the small, mummy-shaped, clay figures which were placed in and about the sarcophagus
-   shata u, cakes;  shaw, a thorn
-   shan ast, a place
-   sheb, food
-   " " "
-   sheb, a variegated flower
-   sheb, " " "
-   sheb, diverse, varied, medley
-   sheb, a kind of bread
-   shebaat, a Persea tree, a stick
-   sheban, nourishment, sustenance
-   shebi, a collar, an ornament
-   sheb, the throat, the gullet
-   sheb w, food, nourishment
-   sheb, diverse, medley, varied
-   sheben, glass, enamel



sheb


-   sheben glass, porcelain, clay, full
-   sheben kw, to mix, to join up, to circulate amid.
-   shebennu w, full, abundant
-   sheben, full, abundant
-   shebnw, to fill
-   shebpu, wheat
-   sheb t, to mix oneself up with, to mix, varied, diverse, medley
-   " " " " " " " "
-   sheb t, a medicine
-   shebti or uobatti, an 'Answerer', the small mummy-shaped figures, made of porcelain or clay, which were placed in and about a sarcophagus.
-   shab t, change
-   shabti, a medicinal plant
-   sheb sheb, a slice of food, food
-   sheb sheb, a slice
-   shebu, to rebel, to revolt
-   shebu,
-   shebu, a certain quantity of flesh.
-   " " " " "
-   shebu, flesh, muscle, a slice
-   shebu, a collar
-   shebu, food, a slice
-   shebu, a slice
-   shebuw, traditions
-   shebunnu, full
-   shebu ashbu, a slice of food.
-   sheb, a slice, a drug
-   shebu w, food slices


shab, shem


 shabti, to revolt, to rebel  
 shabunnu, to speak familiarly with


any one  
 shebsheb, to vomit  
 sheb sheb, food of different kinds  
 sheb sheb, a cucumber, a watermelon


 sheb, the shade  
 sheb, a kind of food


 shef, the sea beach, the shore


 shafa, to invade, to attack a country


 shafet, the 20<sup>th</sup> day of the month <sup>of Tybi</sup>


 shefi, to terrify, terror, terrible


 shefin, a principle of life


 shefen u, small birds


 sheft, the 20<sup>th</sup> day of the month of <sup>Tybi</sup>

 sheft, a book, a roll of papyrus


 sheft, ardor, heat, sexual warmth,


terror inspired  
 shefti, a tumor


 sheft, a book, a roll of papyrus


 sheft, terrible

 shefw, to surge


 shi, a son


 shi, a kind of snake

 sheki, obstinate


 sheku, a kind of beverage

 she emei, to go, to walk, a journey


to babble.  em she


 em ei na, 'of a one journey', one de-


parture, i.e. to go together, to de-


part together  
 shemenu, water


shem


 shemem, poison, venom


 shemem, to heat, to be heated


 shemem, to water, to inundate


 shemem, a storehouse, magazine


 shemem, poison, venom


 shemnun, one of the offerings


 shemes, an ear of grain


 shemu, heat


 shemesh t, a plant


 shemshu, a straw rope


 shem, summer


 she emei, to go, to walk, a journey


 shema, to arrange

 shen, summer


 shem, a priest


 she emei, to go, to proceed, to walk,

 shem rext, a kind of incense


 shem t, the adytum, the place of


the oracle


 shama, a demon, an opponent

 shamau, " "


 she emei, to walk, to go, to journey


 shemaw, an evil genius


 shemem, a flower


 " "

 shamt, a beverage composed by Hathor

 shames, an ear of grain

 shamem, venom, poison

 shemer, a bow, a quiver

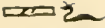









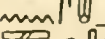
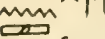



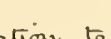


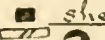





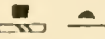







 " " "

 shemer t, " "





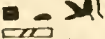







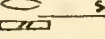

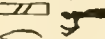

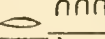




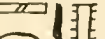
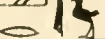




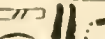




 shem, a measure

 shen, to extract

shen

-  shen<sub>1</sub>, a medicine
-  shen<sub>2</sub>, to join, to unite
-  shen<sub>3</sub>, jasper
-  shen<sub>4</sub>, the products of a country
-  shen<sub>5</sub>, a collar
-  shen<sub>6</sub>, a collar, a net
-  shen<sub>7</sub>, many, numerous
-  shen<sub>8</sub>, summer
-  shen<sub>9</sub>, a measure, tribute, harvest
-  shen<sub>10</sub>, food, or kind of flesh
-  shen<sub>11</sub>, granary
-  shen<sub>12</sub>, a kind of bread
-  " " "
-  shen<sub>13</sub>, to offer, to present
-  shen<sub>14</sub>, a time.  shen<sub>15</sub>, stairs
-  shen<sub>16</sub>, nostrils
-  shen<sub>17</sub>, fecal evacuation, to vomit, to spit
-  shen<sub>18</sub>, of proprium
-  shen<sub>19</sub>, to receive, to take, to hold
-  shen<sub>20</sub>, unperceived
-  shen<sub>21</sub>, blind
-  " " "
-  shen<sub>22</sub>, of proprium
-  shen<sub>23</sub>, an urinary disease
-  shen<sub>24</sub>, a liquid
-  shen<sub>25</sub>, a liquid or food
-  shen<sub>26</sub>, to conceive, an ancestor
-  shen<sub>27</sub>, to conceive, parturition
-  shen<sub>28</sub>, bow, figured
-  shen<sub>29</sub>, rich
-  shen<sub>30</sub>, to conceal

shep, sher

-  shep<sub>1</sub>, a hand, a fist
-  shep<sub>2</sub>, trouble, disorder
-  shep<sub>3</sub>, a stick
-  shep<sub>4</sub>, to decorate, ornament
-  shep<sub>5</sub> ? pegole
-  shep<sub>6</sub>, a thigh
-  shep<sub>7</sub>, to raise, to erect
-  shep<sub>8</sub>, forestkin
-  shep<sub>9</sub>, shame
-  shep<sub>10</sub>, "
-  shep<sub>11</sub>, an office
-  shep<sub>12</sub>, a thigh
-  " " "
-  sher, the nose
-  sher, towards, child
-  sher, a child, a son, young, little
-  sher, fallen, overthrown.  A id:
-  sher, junior, young, child
-  sher, manhood, youth
-  shera, the nose
-  shera, a daughter
-  shera, to respire
-  shera<sub>1</sub>, the nostrils
-  shera, to wall, to build walls
-  shera<sub>2</sub>, young, child, little
-  shera<sub>3</sub>, children
-  shera<sub>4</sub>, daughter, girl
-  shera<sub>5</sub>, junior, recruit, novice, adult
-  shera<sub>6</sub>, small, little, insuff-
-  ficient, want of
-  sher, to shut
-  sheri, a kind of wheat
-  sheri<sub>2</sub>, a wheatfield

sher, shes, shet

- sher, a spring, a river
- sher, a wheatfield
- sher, a spring, a river
- oiii sher u,
- o o o o sher su, first seed
- shert, a kind of wheat, barley?
- shert, a bandage, a mummy wrap
- shern, barley
- sherui, the nostrils
- sheruti, " "
- shersh, to run
- sher sher, to breathe happily,

joys

sherw, an inferior kind of in-

cense

shera, a kind of wheat, first fruit of the wheat harvest

- shes, experienced, skilful
- shes, to serve, to follow, to minister
- " " " "
- shesan, experienced, skilful
- " " " "
- shesw, a kind of antelope
- shes, a kind of antelope
- shens, a kind of food, bread
- shes, flax, linen
- shesa, eloquent, skilful, is
































generally used in reference to scribes

- shesteb, lapis lazuli
- shest, the breast
- shes, to depart, to go away





















shet

- shes nen shes, a kind of food
- " " " " " "
- shet, to cover, to envelope, to clothe
- shet shetw, blinds
- shet, secret, mystic
- sheta, a hound
- shetba, " "
- sheti t, secret, sacred
- shet t, a box, a sarcophagus
- sheta, the grave, the sepulchre
- sheta w, great mystery, im-
- penetrable, difficult, inconceivable
- shetan, two hundred, 200
- sheta, secret, mystery; shetai, id:
- sheta, a box, a sarcophagus; id:
- sheta, the portion of the soil covered by the Nile's inundation
- shet, to cover, to envelope
- sheta, secret, mystery, inconceivable
- sheta, defective, wanting
- shetai, secret, spacious
- shetar, a betrothed wife
- shetat, a chest, a box
- " " " "
- " " " "
- " " " "
- sheta, a chest, a box, a sarcophagus
- sheta ta, space
- shetat, a chest, a box
- sheta t, secret, sacred, spacious
- sheta t, secret, mystery, difficult
- sheta t, the back of the head, occiput










shet, sesh

















-  shet, closed, shut, secret, sacred,
-  shetēm, shut, close, finish
-  shet, a lotus
-  shet, a basin, a lake, a reservoir
-  shet, a pool, a lake, a reservoir
-  shet, a pool, a pond, a basin
-  ushabti, an Anubis, funeral figure
-  shet, mystery, space, void
-  shet, a chest, a sarcophagus, a box
-  sheti t, " " " "
-  shet, thing, matter, affair
-  shet, to cover, to envelope
-  shet, a mortar
-  shet, a grave, tomb, sepulchre
-  sheta, secret, mysterious
-  shebti, to revolt, to rebel
-  shebti, to crush, to pound, to trample
-  shebti, " " "
-  shet u, men in charge of the sacred lakes
-  shua, a Persea tree
-  shut, shade;  shet, flour
-  shui, "
-  shun, "
-  shita, mystery
-  shen, food
-  sesh, the harvest
-  sesh, the throat
-  saha, white
-  saha, to extend, to enlarge, to elongate
-  sha, rising and, to be

sha, sham






- born, to rise, to ascend the throne, to shine
-  sha, a crown, a diadem
-  sha, to rise, to be born, to come to the throne, a child; It also designated the festivals when the divine statues were paraded in the extramural processions
-  per sha, crown-house
-  sha, a heated, dry place, a desert
-  sha, a crown, a diadem
-  shaw, weapons in general
-  sha, an instrument, an implement, a tool, equipment
-  sha, rule, prevail, rise, advent
-  shaa, " " " "
-  shab, a Persea tree
-  shai, an instrument, an utensil, a tool, an implement, equipment
-  shai, an ornament, the second hall of Dendera, the hall of processions
-  shai, an animal
-  shaku, to rule, to command, to domineer
-  sham, to fall, to loosen, weak
-  shamw, to fall, to lessen, to diminish, humbled, lowered
-  sham, " " " " " "
-  sha nu ru kab, ar-
-  mor
-  shamw, a crown

sha




























-  shar, rapid, agile
-  shar, a hyena, to be in a fury
-  shatimw, to fall, to shut
-  shau, crown, (helmet)
-  shaw, wood, tool, implement
-  shau u en ru, armor
-  sha, a crown, a diadem
-  nu her lef, a crown
-  per shaw, the place where convicts were burned

-  shat, to cut
-  she, a marsh, a pond, a dog, a swamp
-  she, period of the inundation
-  she, a vine
-  she u fruit
-  she, a vine, a cultivated field, or land
-  she, a vine
-  she, a claw
-  she u, thirty, 30, drink, draught
-  shau, a cat
-  sha, commencement, first
-  shu, cause
-  she u, papyrus ponds
-  sha, towards, at, by, commence
-  ghas, to run, to travel
-  sha, commencement, since, un-

til


-  shai w, number-
-  shakarw, shekels
-  sharet, a scorpion
-  shataiw, a stick
-  shatan, a part of a boat

sha

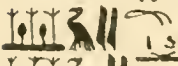
-  shaut, to succeed
-  sha, a royal offering
-  shataan, part of a reed
-  sha, a dog
-  sha, fertility
-  shaa, a hog
-  shaas, some part of a door
-  sha, to enjoin,
-  shaa, to raise
-  shaaas, to raise, to leave behind
-  shaaw, a vase, a jug
-  Shaan, a sow
-  shaan, a sow
-  shaat, better, equal
-  shaa, usual, customary, to be accustomed to, commence, until,
-  shaaru, to promise
-  shaarw, the jaw
-  shaaaw, a jail
-  shaaa, commencement, jail, prison
-  shabet, a stick, a cane, a wand
-  shabt, an 'Answerer', the small sepulchral figures, of clay or porcelain, placed in and about the sarcophagus
-  shabti, " " " " " "
-  shabu, a bargeman, a pilot
-  shabt, a jaw
-  shaf, to devastate by fire
-  shaj, a hound
-  shai, commencement, 'ab ovo'





sham, shaf, shar


 shai, to knock down, to beat,


to murder, to kill, a loss


 shai, superior


 shai, pay, a quit-rent,  
first, superior, fertility


 shait, riches


 shait, to knock down, to  
beat, to murder, to kill, a loss


 shama, a pike


 shama, to seek with en-  
ergy, to abandon, to give up

 shama, a small stake, a


 shama, to seek with en-  
ergy, to abandon, to give up


 shukana, a

 shanash, to sink, decay,


 shanunw, to be terrified,  
rotten, foetid, impure, dirty


horror, mental terror, to make  
one's hair stand on end

 shapsu, to incline, to

 sharuma (salam) to


salute, to pay one's respects


 sharuma, repose

 shammata, bread, good


 shas, to cross, to leave behind


 shat, to dig


 shat, to catch in a net


 shati, isolated


shat,


 shatimta, a chasm, precipice


 shatu, a rivine


 shauw, fire, to light


 shau, to walk, to go

 shau, to cross


 shanaabtu, fruit of Persea tree


 shanaabu, wood of Persea tree


 shanaabu, a Persea tree

 shan, of fortune, useful, fact,  
serviceable, good for, the essential,

the necessary, it would be well-


 shauw, water plants


 shasha, figs of Persea tree

 shasha, disgrace abhor-


rium, ignominious, rascality,  
abject

 shasha, better

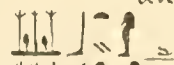
 shasha, myrrh


 shash, to follow


 shab, a kind of vase


 shelaw, an 'Answerer', one of the  
clay or porcelain figures found in


and around the Sarcophagus


 shabti, " " " "

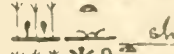
 shabu, " " " "


 shab, a slice

 shat, a kind of bread

 shat, a cow, a bitch











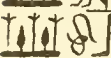



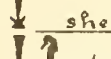



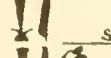

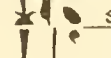






 shati, a field laborer, a peasant

 shat, to enjoin























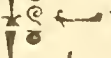
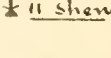




 shamesti, a medicinal plant

 shas, to run, to travel, to follow









she, shu, shew

-  sheremi, to deprive, to carry off, to drive out
-  shetru, rings
-  shetiu, earrings
-  shem, a vase; when followed by  en hut nub, (white gold or silver) a silver weight
-  shati, a field laborer, peasant
-  she t, the period of the inundation
-  shet, wind
-  " "
-  shu, to devastate
-  shua, to walk, to go
-  shuabti, a vase
-  shuabti, an 'Answerer', the clay or porcelain figures placed in and about the sarcophagus.
-  shash, to shed, to disappear, to dissipate
-  shen, a brother, a sister, two, 2, a column
-  shen, a brother, an ally (God)
-  shew, the Governor of Upper Egypt
-  shen, a brother
-  shen, honey
-  shena, a brother
-  " "
-  shena t, a sister
-  shen t, a leg, the knee
-  shentu, bandy-legged
-  shen, a brother, a sister, two, 2
-  shen, an orbit
-  shen, a brother (God)


shen

-  shen, a brother
-  shen t, a sister
-  shena t, "
-  shena t, a hole, an orifice
-  shena, to turn back, to turn away
-  shena, " "
-  shena, a lion, to turn back
-  " " "
-  shenew, a plant, a sweet herb, an incense
-  shen, to smell, to breathe, to prostrate oneself
-  shentā, (smell earth, to breathe the earth), prostration, homage
-  shenney t, an axe, a hatchet
-  " " "
-  shenen, to angle, to fish
-  shennw, a vase
-  shennw, two, 2, the other, a second, a neighbor, a comrade, a likeness
-  shentā, to prostrate oneself, to do homage
-  shennw, grief, pain:  infra
-  shennw, a tree, a flax tree, a grove
-  shenti w, orchards
-  shennw, the next
-  shen, the other, a second, two, 2, a comrade, a likeness, a neighbor
-  shen, a brother, a sister
-  shen, a brother
-  sheni, brothers, (Gods)
-  shena, to twist, to turn away,
-  shena, to incline, to turn away


shen

-  shen1, to rob
-  shen2, a sister
-  shen3, a brother, a crowd
-  shen4, a tree, flag, a plant
-  shen5, grief, pain
-  shen6, enemy
-  shen7, fraternal union
-  shen8, alternates with

Kab to express the collective, the labyrinth, of tombs

 shen9, fraternal union, prosperity,


to be double, a couple, to be two, to associate, to unite, allied


 shen10, to breathe, respiration


 shen11, odor


 " " "


 shen13, to balk, to oppose, an enemy


 shen14, a relationship, an uncle, a brother-in-law


 shen15, fraternal union or, seeing.


 shen16, alliance, associated

 shen17, to rob, to blaspheme


 shen18, frankincense


 shen19, color for the eyes


 shen20, fraternal union, prosperity, to be double, to be two, couple, to associate, alliance, to unite.

 shen21, a crowd


 " " "


 shen23, to defend the approaches to -


 shen24, a lotus


 " " "


shen

 shen26, a circle, an orbit, to go around in a circle, circumference, to enclose, to surround,

 shen27, a threshing-floor


 shen28, the hair


 shen29, ten millions, infinity, circumference


 shen30, a mummy

 shen31, a dove coté, an aviary

 shen32, to turn away, to circulate, go round


 shen33, the forearm


 shen34, to call, to invoke, to curse


 shen35, the hair


 shen36, a tree, or a kind of tree


 " " " "


 shen38, a courtier

 shen39, an orbit


 shen40, " "


 shen41, a courtier


 shen42, to turn away


 shen43, acacia or oak trees


 shen44, a mythologic serpent


 shen45, the great sea, the Mediterranean


 shen46, a rule, a precept, an example


 shen47, each, every, to guard, to protect


 shen48, the hair

 shen49, humble, miserable

 shen50, the hair



















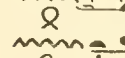
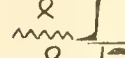










 shen51, circuit, enclosure, enclosure, ex-


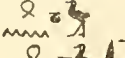

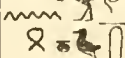












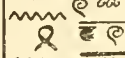







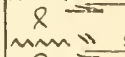




 shen52, to be prejudiced

 shen53, a circle






 " " "

shen


-  shen a festival
-  shen, to move in a circle, to go round
-  shen, a granary, a threshing floor
-  shena, to turn away, a storm
-  shen, the forearm
-  shena, to bend, to turn away
-  shen, to call, to invoke, to curse
-  shena, to bend, to turn away
-  shena, to surround, to enclose, to defend the approaches to-
-  shena, " " " " "
-  shena, a storm, a tempest
-  shen, to go round in a circle, a circle, an orbit, the circumference
-  shena, to bend, to turn away
-  " " " "
-  " " " "
-  " " " "
-  " " " "
-  shenab, the knee, the shaft
-  shenai, defeat
-  shena t, forearm, elbow
-  shenb, the body, the trunk
-  " " " "
-  sheni, a circle, a crowd, millions
-  sheni, a crowd, millions
-  sheni t, a circle, an orbit
-  sheniti, a crowd
-  " " " "
-  shenit, the region beyond the tomb, fatal
-  shenen t, an orbit
-  " " " "

-  shenen, pain, grief, disappointment
-  shennu, cautious, a bachelor
-  shennu, a tree, an oak
-  shennu, to wrap round
-  shennu, a circle, an orbit, the circumference, to go round in a circle
-  shennu, to turn away, to abuse
-  shennu, light infantry
-  shennu, bad, evil, fatal
-  shennu, an orbit
-  shennu, to fish, a net
-  shennu, circumference, around
-  shennu, caution, a bachelor
-  shennu, to be morally strict
-  shennu, grief, pain
-  shennu tauci, hair or wooden cloth, or covering
-  shennu, a hair covering
-  shennu, an orbit
-  " " " "
-  " " " "
-  shens, bread for offerings
-  " " " "
-  sheniti, " " " "
-  shens, bread
-  " " " "
-  shenti, a tunic, flax, cloth
-  shenti, flax, a tree
-  shent t, a tree
-  shenteb t, a case, an envelope
-  shent, cloth, a skirt, an apron


shen


-  shen t, a papyrus roll contain-  
ing laws
-  shenti, to be morally stricken
-  shenti, a granary
-  shenti, a kind of heron
-  shenti, a magical charm, an in-


cantation, an invocation, a charm.



 new

shenti a, 'I have not used magic'


 shenti, to call, to invoke, a curse

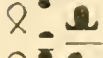
 shenti, a tree, acacia-wood; the tree was held sacred in the Temple of Wendera; It furnished a medicine


 shentet, a wrapper


 shentati, a priest charged with a rite called:  kein


het


 shen, avert


 shen t, a granary


 " " "


 shen t, " "


 shenu, to grieve


 shena, the forearm, the elbow


 shena, to bend, to turn away


 shena, forearm

 shena, to bend, to turn away


 " " " " "

 shenb, the body,


 shens, a cake


 shenti, an enemy


shen


 shenti, a lock of hair


 shenti, conjuration, control, bewitch


 shenti, a breech cloth

 shenti, to enchant, to bewitch


 shen shen, a kind of heron


 shen ur, the great sea, the Mediterranean


 shenti, to turn down


 shent, nose, in, at, reside

in, dwell, stops at


 shen, to be stopped; e.g. his nose is shen, he cannot breathe


 shen, Upper Egypt in opposition to


 pet (behind) Lower Egypt


 shena, a fool


 shen t, to dwell, to reside in


 shent, to go up the Nile, to the S<sup>d</sup>


 shenti, stocks


 shenti, to dwell, to reside in

 shenti, eyelid or eyelash


 shenti, Pharaoh's private cabinet, a room where he received his intimate friends

 shenti, a basin, a ponds

 shentia



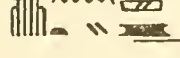

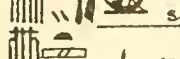

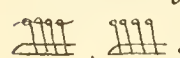


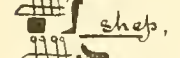


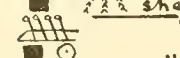
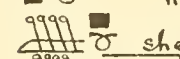
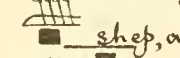
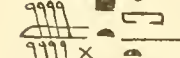

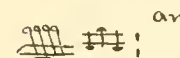
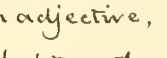



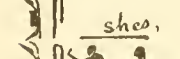

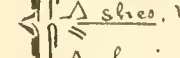
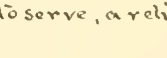
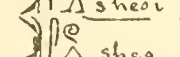
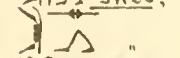

 shentia, to sail up the Nile, to go to the southward

 shenti, " " " " "






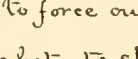





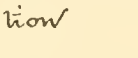






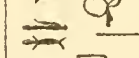






 shenti, commencement, where,

there, interior, power, possession

































shep, sheo

-  shenti, the point, the ends
-  shentihr, a pool
-  shentish, a garden, a plantation of trees, a harbor
-  shentila, presiding over
-  shenteh, a garden, a plantation of trees, a harbor
-  shep, in Ptolemaic time represented number seventy, 70
-  shep, to take, to hold
-  shep, an image, a likeness, a figure
-  shep, fecal evacuation, to vomit, to spit
-  shep, hour, time, fixed moment
-  shep, light, time, hour
-  shep, a festal garment
-  shep, an ingredient of the khyphi
-  shep t, resided
-  shep t, is sometimes found as an adjective, meaning 'excellent'
-  sheptu, the sphere of action
-  shep t, the disk of the sun
-  shes, to serve, to follow,  id
-  shes, a servant, a follower
-  shes, to serve, to follow
-  shes, servant
-  shes, to serve, a religious service, to follow
-  shesi, .. " " "
-  shes, to serve, to follow;  king's servant
-  " " " "
-  shes, a servant, a follower
-  shesw, followed































shet

-  shesu, a servant, a follower,
-  shet, a weight = 5 uten
-  shet, to execute, to act on one by word or action, to dig, to extract, to force out, to do, to accomplish
-  shet, to shout, to recite, to read
-  shet, filled;  shet em arf, filled with wine
-  shet, to do, to accomplish, to execute, to act on anybody by word or action
-  shet, to roast, to stuff
-  shetw, pools
-  shet t, to nurse, to give the breast-
-  or  ushet, to acquit, to absolve, to appropriate, to adore, to render propositions, to hear, to separate, work
-  shet, to protect, to save
-  shet, a crown
-  shet, a crown house
-  shet, a portion of land, a valley, a gorge
-  shetaw, spirits or lees of wine
-  shetaw, to employ
-  sheta t, a ditch
-  shetch t, spirits of wine
-  shetch t, a canal, a cistern, a well
-  shetchw, spirits of wine, or a kind of wine which was very alcoholic
-  sheti, a vase, a large jar
-  sheti, a ditch
-  sheti t, an artist

shet, shw

-  shet xeb, a kind of goose
-  shet en nu, " " "
-  shet en lēp, " " "
-  shetēw, a beverage, hydromel
-  shet t, to work, to prepare
-  shet t, a pool, a ditch
-  shetēt, to prepare
-  shetu, a leathern bottle, a wine skin
-  shetū, mine
-  shetēt, to load an ass
-  shes, wheat
-  shetū s'mes, to fecundate
-  shetū, to compose, to rescue
-  shet, a mortar
-  } shet { a valley, a gorge, a feature of
-  } shetū { the land
-  shetēt, a kind of wine
-  shet ta, " " "
-  shot, to fill:     
-  em lū a shet ken-  
aw am a, (you me fill bosom  
in me), my bosom (heart) is  
full of (thought) of you
-  shetū, spirits of mind
-  shetū, work, prepare, to bore, drill
-  shu, a feather, a plume, Truth, with,  
at.
-  shw, to extend, to elongate
-  shw, the extent of the country
-  shw, the hair
-  shw, shade, shadow, to shine, rays

shw

-  shu hati, patient
-    shw, to shine, to dart rays
-   shw, the light of the sun, personified
-  ma ser, a temple
-  ma w, a sacred ornament
-  ma, right, proper
-  shubit, shade, shadow
-  " " "
-  " " "
-  shubw, shade, resplendence
-  shui, light
-  ma t, true, real
-  shuti, two plumes
-  shuta, a palette
-  shw, True! Verily! Is that so?
-  shw, the rising sun
-  shw, light, rays
-  " " "
-  shw, the double plume, a solar in-  
signia
-  shw, a long strip of papyrus, or of  
prepared cloth, for writing fur-  
pose, a book
-  shw, an ass, big, wine
-  shw, to be in want of, to fail of,  
to need, empty
-  shw, to be deficient
-  shw, arid, dry land
-  shui t, the shade
-  shui, flowers
-  shui, to be in want of, to fail of, to  
need, empty

shu, shen

- shuit, trade, commerce
- shuit, a merchant
- shuib, shade, shadow
- shuiti, trade, commerce
- shuti, a merchant
- shuti, the two plumes, a solar in-

signia

- shuti, a pair of wings, id.
- shui, " "
- shui, material for writing on
- shui, shade, shadow
- shu, a ring
- shu, light
- shu, dry, burning, burnt
- shui, " " "
- shub, flesh, food
- shui, dry, arid land
- shui, the double plume, a temple
- shuti " " "
- shu u, a kind of sieve
- maxerw, justified
- maxerw, the justified, the dead

who have not been condemned in the "Hall of Two Truths"

shen, to dwell, to smell, to scent, to sniff, figuratively "to smell the earth" means to prostrate oneself

- shenti, a baker
- shenti "
- shenti "
- shenti, clay, mud

sha

- sha b, a cake
- sham, harvest tribute
- " " "
- " " "
- sham summer
- shep, to take, to seize, to receive

to accept

shep, a measure, the seventh part of the large ell, the sixth of the small ell, or five fingers breadth. The hand without the thumb represents four fingers breadth, three, re.

- shent, a granary.
- shet, to nurse, to give the breast, to read, to recite
- sheti a portion of land
- sheti canal, well, cistern

- ka, the bearer of; id, of heaven
- kefni, the perfume of Kefni
- tat, to give, to place
- amen, a beholder
- se, a son, a child, see page 162
- xenem, jasper
- ba, the soul
- fetet, a shorn man, a priest
- fao, a kind of sword
- mer, to die
- heh, numerous, many





ick, numerous, many



san, a pastor



see page 17



" " "



see page 62



a, d, me, mine



" " "



## ARTICLE II.

### ON THE INTERCENTRUM OF THE TERRESTRIAL VERTEBRATA.

BY E. D. COPE.

Read before the American Philosophical Society, January 1, 1886.

Since the discovery of the rhachitinous Batrachia, two different views of the homologies of the segments which compose the bodies of their vertebræ have been maintained. According to the one first proposed, that of the writer,\* the segments in the accompanying cuts of *Trimerorhachis insignis* Cope, and *Eryops megalcephalus* Cope, marked *p*, represent the centrum proper; while those marked *i*, are pieces which are

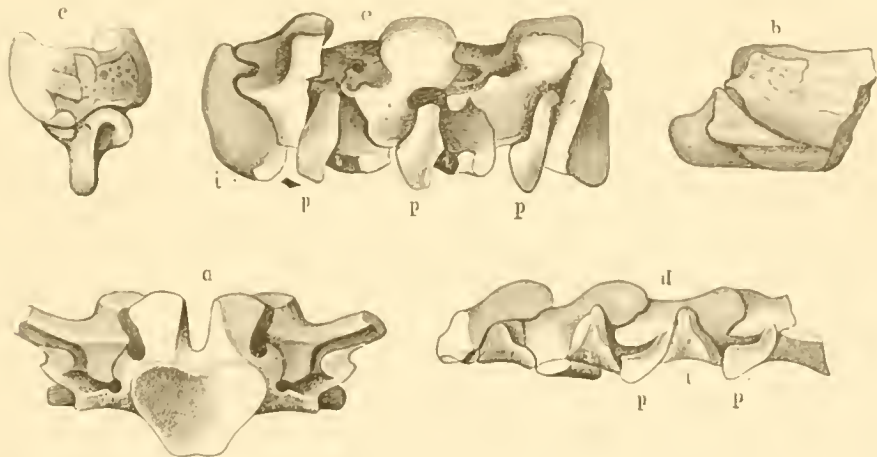


FIG. 1. *Trimerorhachis insignis*; *a*, occiput from behind; *b*, angle of the mandible, side; *c*, do. from behind; *d*, part of vertebral column, lateral view, neural arches resting on intercentra through a loss of chorda dorsalis and pressure; *e*, do. obliquely from above; *i*, intercentra; *p*, pleurocentra. Original; from American Naturalist, 1884, p. 33. From the Permian of Texas. Natural size.

intercalated between the true vertebræ, and are, therefore, appropriately termed *intercentra*. According to the second interpretation, that of Professor Gandry,† the three elements *p p* and *i*, together, constitute a vertebra. It follows that *i* cannot then be

\* American Naturalist, 1878, p. 327. Proceedings Amer. Philosoph. Society, 1878, p. 510, 518, 522. Naturalist, 1878, p. 633; 1886, 75.

† Bulletin de la Société Géologique, France, 1878, p. 62; Enchainements du Monde Animal, 1883, p. 271.

properly termed an intercentrum, so it is named by Gaudry the hypocentrum. The question as to which of these interpretations is correct has an important bearing on the homologies of the corresponding parts in other batrachians and in reptiles; and

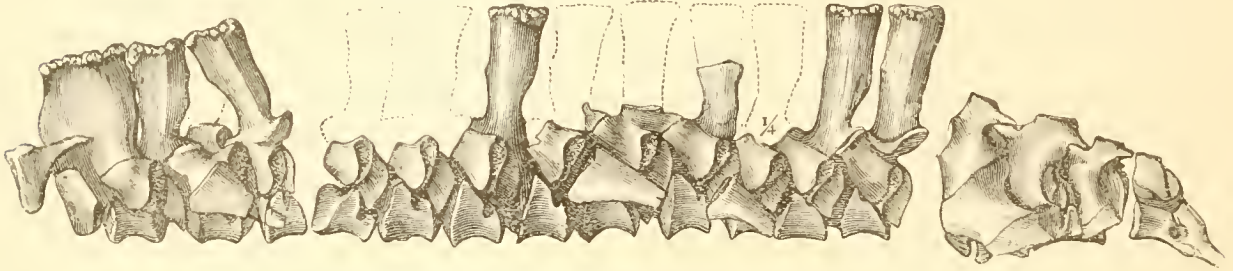


FIG. 2.—*Eryops megarephalus*; vertebral column from the left side, one-fourth natural size. Original; from Proceedings American Philosoph. Society, 1881.

the phylogenies of these classes cannot be determined until the question is settled. The following pages are devoted to this subject.

#### I.—THE BATRACHIAN INTERCENTRUM.

That the intercentrum exists is shown by the very frequent occurrence in the Pelycosaurian reptiles of the Permian epoch, of a wedge-shaped bone between the vertebral centra on their inferior side\* (Plate I, Fig. 9). Apparently homologous elements occur in the dorsal and cervical regions of *Sphenodon*,† and in the cervical regions of various other lizards. Similar pieces are found in the dorsal and caudal regions of various Mammalia, for instance, *Erinaceus*.‡ But in general they are wanting from Mammalia, and are better developed in the Pelycosauria than in any other order of reptiles.

In the Pelycosauria (*Clepsyrops*, *Dimetrodon*), the intercentra of the caudal region are continuous with, or form a wedge-shaped common head, of the chevron bones (Plate I, Fig. 9). In the rachitinous *Eryops*, in the caudal part of the column, the pieces which correspond with the intercentra of the Pelycosauria in forming the expanded heads of the chevron bones, are those which I have termed intercentra, and which Professor Gaudry has called hypocentra (Plate I, Fig. 1). Here, as in the dorsal region (Cut 2), the intercentra present their lateral angles upwards towards the neural arch. The neural arch rests exclusively on the pleurocentrum, which in turn adheres to the intercentrum behind it by its long side, and to that in front of it by its short side or end. The diapophysis belongs exclusively to the basal part of the neural arch in the dorsal and cervical regions, and its extremity forms a vertical

\* Cope, *Proceeds. Amer. Philos. Soc.*, 1878, p. 510; 1880, p. 38.

† Günther, *Transac. Royal Society*, 1867, Pl. ii, Fig. 17; Albrecht,

‡ Meyer, *Neues Jahrbuch f. Mineral.*, Bd. II, pp. 229-30.

articulation for a single-headed rib. In the cervical region the articular surface for the rib is continued downwards, forming a shallow groove on the posterior part of the side of the intercentrum. This groove becomes shorter, and finally disappears from the intercentra at some distance posterior to the cervical region. In the cervical region in some of the specimens a groove crosses the inferior side of the intercentrum, passing through and dividing into two parts the costal groove. It appears to be a suture which cuts off a segment from the posterior side of the intercentrum. This segment is coossified with the intercentrum in most of the cervical vertebrae of *Eryops megalcephalus*, and disappears so completely from the vertebrae posterior to this region, that it is impossible to say whether it is primitively absent, or coössified. The narrower anteroposterior diameter of the intercentra, and the absence of the lateral costal articular groove would indicate its total absence. This element has been observed by Fritsch in some Bohemian forms, and has been termed by him the hypocentrum pleurale.

In the genera described by Dr. Fritsch from the Permian Gaskohle of Bohemia some conditions have been described by him which differ considerably from those mentioned above. The figures given by Dr. Fritsch are not entirely consistent with each other, and appear to have been taken from imperfect specimens. Thus in *Sparagmites lacertinus* Fr.,\* a neural arch is represented as resting on an intercentrum, while the arch next behind it rests on a hypocentrum pleurale, or a divided pleurocentrum. It is not possible to be certain whether the neural arch stands on the centrum or intercentrum in the caudal region of *Diplovertebron*, as in some figures it covers both (Pl. 52, Fig. 2), and in others only one of these elements (Pl. 50, Fig. 14). In the caudal region of the *Diplovertebron punctatum*,† the vertebrae have different forms, one being produced inferiorly apparently for a chevron bone, and another posterior to it, being without prolongation, and without chevron. It is not possible to be sure from Dr. Fritsch's descriptions and figures whether the chevron bones are articulated, or are continua, in these genera.

Dr. Fritsch, however, determines the presence for the first time of the hypocentrum pleurale, and describes it in the genera *Chelydosaurus* and *Sphenosaurus*.‡ With Gaudry, however, he regards the intercentrum as the true centrum, and then homologizes the hypocentrum pleurale with the intercentrum of the Pelycosauria.

I have attempted to sustain my interpretation of these homologies§ by reference

\* Fauna der Gaskohle der Permiformalions Böhmens, Bl. ii, H. 1, Pl. 50, Fig. 16.

† Loc. cit., Pl. 50, Fig. 11. Dr. Fritsch believes the inferior long bone to be a rib

‡ Loc. cit., pp. 25-28.

§ American Naturalist, 1885, p. 76; Proceeds. Amer. Philos. Soc., 1878, p. 522.

to the genus *Cricotus*, type of the order Embolomeri; a form which has not yet been found in Europe, so far as ascertainable. In this genus the chevron bones are continua, while the neural arch is free, as in *Eryops*. The element which bears the chevron bone being regarded, as in that genus, as the intercentrum, we can affirm (Fig. 3) that the intercentrum is continued upwards to the neural canal, forming a disk, and the pleurocentra are continued downwards and are united below, forming a complete centrum. This explanation looks the more reasonable in view of the existence of the hypocentrum pleurale in the Sphenosauridae, which if combined with the pleurocentra would form a completed centrum. It is, however, uncertain as yet whether this is the make-up of the centrum in *Cricotus*, because in *Eryops* the hypocentrum pleurale unites with the intercentrum and not with the pleurocentrum. That my determination of the homologies of the vertebral disks in *Cricotus* is correct is further evidenced by the structure of the caudal region of *Eryops*. In *E. erytholiticus* (Pl. I, Fig. 1), the pleurocentra descend further than in the dorsal region, reaching to the inferior face of the column, and separating the intercentra from mutual contact.

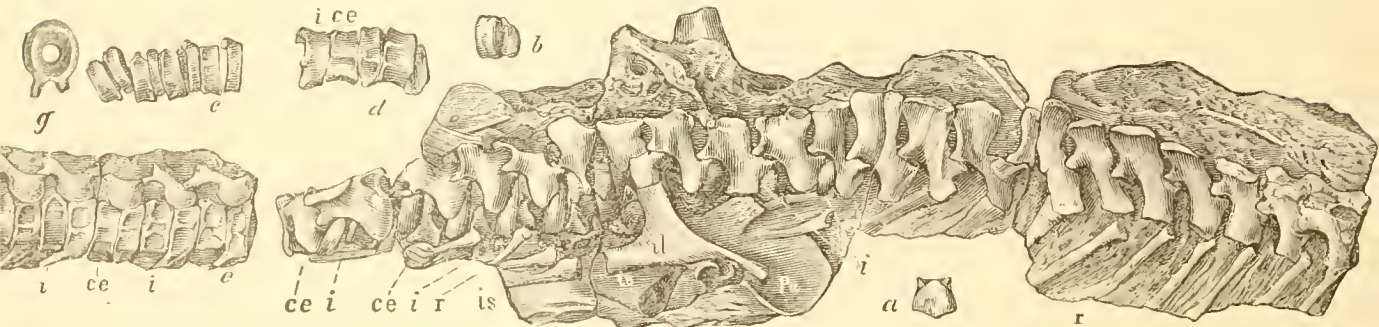


FIG. 3.—*Cricotus crassidiscus* Cope, posterior part of vertebral column two-fifths natural size; original; from American Naturalist, 1884, p. 37. Fig. *a*, proatlans; *b*, do., with first cervical; *c*, cervicals; *d*, proximal caudals from below; *e*, distal caudals left side. *Pa*, pubis; *il*, ilium; *is*, ischium; *i*, intercentrum; *ce*, centrum (pleurocentrum); *r*, ribs.

Further development of their inferior portion, with truncation of inferior surface, would represent the structure stated by Fritsch to characterize *Archegosaurus*, and which is still better developed in *Cricotus*. The chevron bones are always continua in both *Eryops* and *Cricotus*. Of the latter genus I possess in my collection many caudal intercentra with chevrons, of all ages, and in none of them is there any sutural articulation visible (Pl. I, Fig. 6).

The correctness of this determination is further confirmed by a study of the dorsal region of *Cricotus*. In passing along the caudal region towards the sacrum, the chevron-bearing disks or intercentra diminish in anteroposterior diameter both absolutely and relatively, while the centra do not undergo any modification. The neural

arch, from resting by more than half its base on the intercentrum (Fig. 3) gradually transfers itself to the centrum, at the base of the caudal series. It maintains this position throughout the lumbar and dorsal series,\* resting freely in an angular fossa of each side of the anterior three-fourths of the superior face of the centrum. It bears the diapophysis with the usual articulation for a single-headed rib (Plate I, Fig. 3). The intercentra even continue to the cervical region, which terminates anteriorly in an intercentrum, which is perhaps the body of the proatlas, the processus dentatus of the atlas of the existing Batrachia, and the occipital condyle (without basioccipital bone) of the Reptilia. † In addition to the preceding reasons for adopting my determination of centrum and intercentrum, it may be added, that in the *Cricotus heteroclitus* Cope the dorsal intercentra are much narrowed above, ‡ some of them so much so as to have a sharp edge, which forms but a narrow bridge above the foramen (Plate I, Figs. 7-8) chordæ dorsalis.

According to Gaudry, the structure of the dorsal part of the vertebral column in *Actinodon* and *Archegosaurus* is identical with that of *Eryops*§ (Fig. 4). This

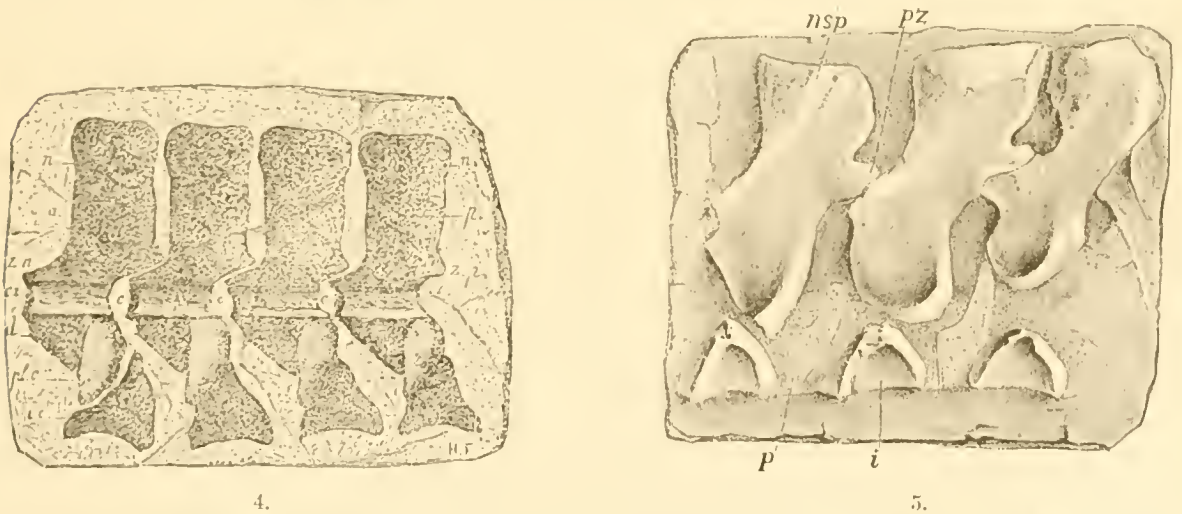


FIG. 4.—*Archegosaurus decheni* Goldf. Section of dorsal vertebra, restored by Gaudry; natural size. Let. *a*, neural arch; *c*, neural canal.

FIG. 5.—The same species; dorsal vertebra, copied from Fritsch; natural size. Letter *i*, intercentrum; *p*, centrum; *pz*, postzygapophysis; *n. sp.*, neural spine.

author represents the neural arch as resting on the pleurocentrum. Fritsch, on the other hand,|| represents the neural arches as slightly in contact with the intercentra, and

\* Proceedings Amer. Philosoph. Soc., 1881, p. 29.

† Amer. Naturalist, 1881, p. 37.

‡ Proceeds. Amer. Philos. Society, 1877, p. 186 (see *C. discophorus*, which was founded on such intercentra)

§ Enchainements du Monde Animal, Fossiles Primaires, p. 261, fig. 259.

|| Fauna der Goskoble, Tab. 58, fr. 13.

the pleurocentra as between their bases, a condition of things which is probably due to disturbance of the parts before fossilization (Fig. 5). Fritsch also represents the neural arch in *Sphenosaurus* and *Chelydosaurus* as resting on the intercentrum, in diagrammatic manner,\* and the pleurocentra and hypocentrum pleurale as alternating with them. As Dr. Fritsch does not give profile figures of the original specimens, one cannot judge how much may be due here also to disturbance of the parts. Still more open to this question are the figures of Von Meyer.† The true relation of the parts cannot be learned from these figures and descriptions, and it is probable that the specimens at the disposal of European paleontologists generally are as yet much inferior in the condition of their preservation and in size to those found in Texas.

The vertebrae of the true *Stegocephali* are, so far as known, undivided and without intercentra, with one exception, and that is the genus *Branchiosaurus* Fritsch.‡ According to this author, each vertebral body is composed of three parts, a median, an anterior, and a posterior. The median, if separated from the other two parts, would be bi-concave, and it supports the rib. Each of the extremital segments presents a convexity towards the median segment, resembling the epiphysis of a mammal. What the homologues of the three parts may be remains to be ascertained.

## II.—THE REPTILIAN INTERCENTRUM.

The *Rhynchocephalian* genus *Sphenodon* has been represented by Günther to have cervical and some dorsal intercentra.§ It therefore seemed probable that its structure might throw some light on the homologies of the batrachian and reptilian intercentra. I therefore dissected the vertebral column of a specimen in alcohol kindly presented to me by my friend, Dr. James Hector, chief of the Geological Survey of New Zealand. The attachment of the chevron bones does not, in the figure of Günther, resemble very closely that seen in *Clepsydrops*, but on examination I found the relations to be structurally and homologically identical with that found in *Cricotus*. The caudal vertebrae are separated by a rather thick disk of intervertebral cartilage which surrounds the foramen chordae dorsalis, resembling closely the intercentrum of the *Embolomeri*. There is an internal annular deposit of phosphate of lime, which, if extended to the entire cartilage, would give us an embolomeric intercentrum like that of *Cricotus*. This resemblance is a true homology, for the chevron bones spring from this cartilage, although in slight contact with the centrum in front of it (Plate I, Fig. 10).

\* Fauna der Gaskohle, pp. 25-28.

† Palaeontographica, 1858, Vol. vi.

‡ Fauna der Gaskohle, Bd. i, Heft. 1.

§ Transactions of the Royal Society London, 1867, pl. ii, fig. 23.



There can then be no doubt of the homology of the cartilaginous intercentrum of *Sphenodon* with those of the Pelycosauria, and of the entire centrum of *Sphenodon* with that of the Pelycosauria. The division of many of the caudal centra of *Sphenodon* and of many lizards, is evidently not explained by the supposition that one of the parts is an intercentrum. That they are halves of a single centrum is not only rendered probable by the above determination of the intercentrum, but is supported by the modifications presented by the centra themselves. In *Sphenodon*, instead of gradually losing one of the halves, the latter become, without diminution, more and more consolidated towards the anterior part of the caudal series, and merge into the ordinary type of vertebra, each proximal centrum representing both halves of a distal one (Plate I, Fig. 10).

It is thus probable that each vertebra of a Lacertilian\* and of a Pelycosaurian represents one centrum, and that intercentra are present in some types, and absent in others, except as always represented by the chevron bones of the tail. Is this the case with the existing Batrachia?



FIG. 6.—*Eryops megacephalus*. Vertebral column represented in Fig. 1, from below; one-fourth natural size. From Permian epoch of Texas.

In an important memoir, Hoffman† presents us with the results of his investigations into the homologies of the ribs of the terrestrial Vertebrata. He finds that in all of them, excepting the Batrachia, the primitive ribs are processes of the intervertebral, and not of the vertebral cartilage. The intervertebral cartilage in reptiles with ball and socket joints divides, each half uniting with its adjacent body, the one to form the ball, and the other the concave extremity of a vertebra. In the Mammalia the halves form the epiphyses respectively. In this class the head of the rib justifies this origin, remaining as it does articulated in a fossa which is equally excavated from two adjacent epiphyses. I have shown that the head of the rib in the Pelycosauria is articulated with the undivided intercentrum.‡ The structure in this order is in confirmation of the doctrine that the element I have called intercentrum is such in fact. The passage of time has seen in the Reptilia in general, the same modification in the mode of attachment of ribs as occurs in the vertebral column of the Mammalia, etc., in pass-

\* Baur shows that in the Lacertilian genera *Uroplatus* and *Gecko*, intercentra are present throughout the dorsal, lumbar, and sacral regions. *American Naturalist*, 1886, p. 171.

† *Niederländisches Archiv. f. Zoölogie*, 1878, p. 199.

‡ *Proceeds. Amer. Philos. Society*, 1881, p. 43; *Proceeds. Amer. Assoc. Adv. Science*, 1881, p. 471.

ing from the front to the back. The intercentral articulation is lost, and finally the head of the rib disappears. Only the tubercular attachment to the diapophysis remains, in the *Streptostylica*, and this is a simple one.

In the modern *Batrachia* the rib articulation is that of a double-headed rib to a double-headed diapophysis which originates from the neural arch. There is nothing in the history of the class to show that, as in the case of the reptiles, the head has been transferred or lost. In recent *Batrachia*, elements resembling the intercentra of *Pelycosauria* are unknown. The origin of the ribs of fishes and *Batrachia* have been shown by Gœtte to be in the connective tissue of the interspaces of the myocommata, which are opposite the middles of the vertebral centra. It follows that there is at no time connection of the ribs with the lines of separation of the vertebral bodies.

If the intercentra become the functional centra in the *Sphenosauridæ*, it is likely that they are such in the *Stegocephali*, and in the modern *Batrachia*.\* It follows, then, that *Batrachia*, excepting *Rhachitomi* and *Embolomeri*, have no centra, but intercentra only. This view is confirmed by three facts, two of them already mentioned:

I. There are no intercentrum-like bodies in existing *Batrachia*.

II. The ribs which originate from intercentral cartilage and intercentra in reptiles, originate from the principal vertebral bodies in *Batrachia*.

III. The chevron bones are continua with intercentra in *Reptilia*, and with the caudal vertebral bodies of *Batrachia*.

With regard to the last proposition I may add, that I have examined young *Necturus maculatus*, of four inches in length; of larvæ of *Gyrinophilus porphyriticus*, of three inches; of *Spelerpes ruber* of two and a half inches; of *Amblystoma punctatum*, of 35mm; and of *Spelerpes bilineatus*, of 25mm† length. In none of these is the least trace of articulation of either chevron bone or of neural arch in any part of the column to be discovered (Plate I, Fig. 11).

Researches into the embryology of the *Urodela* and *Anura* have not yet brought to light any traces of the rhachitomous structure; which is probably a case of inexact parallelism, cœnogeny or falsification of the embryonic record—a phenomenon which is not uncommon. There can be no doubt, however, that the entire record was presented in the embryonic history of Permian land Vertebrata, and for a long period subsequently, but that the rhachitomous stage has been, *with the true centrum*, lost from the batrachian line at least.

As I have shown, in the *Embolomeri* the intercentra tend towards reduction in the dorsal region, while the centra are predominant. If the tendency of the evolution

\* *American Naturalist*, 1886, p. 77.

† For these specimens I am greatly indebted to the Smithsonian Institution and the Secretary, Prof. Baird.

of the Batrachia has been to the extinction of the centrum, the line of the Embolomeri tends in the opposite direction, or towards the type of the Reptilia. Although the general characters of the skull of *Cricotus* are Batrachian, the presence of a free pro-atlas (Fig. 3, *a b*) adds to the evidence of reptilian affinity.\* It is probable then that we have in the Embolomeri that order of Batrachia from which the Reptilia were derived, through intermediate forms not yet discovered.† It is also evident that the Sphenosauridæ cannot be referred to this order as I have proposed, but that they constitute a family of Rhachitomi.

We have thus clearly shadowed forth in the Permian Vertebrata the ancestry of the existing true Fishes,‡ Batrachia, Reptilia, and Mammalia.§

### III.—ALTERNATIVE EXPLANATIONS.

I may here consider other possible ways of interpreting the homologies of the segments of the rhachitinous vertebral column, as follows: Let us first suppose with Gaudry and Fritsch that the segments called intercentra in the figures and plates accompanying this paper, are the true centra, and that the chevron bones are not continua, but are originally separate, and have become coössified with the elements with which we find them now continuous. It will follow that the larger bodies of the vertebral column of *Cricotus*, which in the dorsal region support the neural arch, are intercentra, and that the centra are in that genus in process of extinction. The same will be true of the so-called dorsal, and part or all of the so-called caudal vertebrae of *Sphenodon*, and of the Pelycosauria. We thus have the Reptilia in the position which I have assigned to the Batrachia, the terms centrum and intercentrum being merely reversed. As, however, these names were first applied to the Pelycosaurian reptiles by me, and as it will require less change of nomenclature to retain these names for the bodies as they appear in Mammalia and Reptilia, it will be better to maintain the proposition that the Batrachia have lost their centra, and retain only intercentra.

Another alternative is to regard the hypocentrum pleurale as the intercentrum with the chevron bone. It will be remembered that the hypocentrum pleurale is described by Dr. Fritsch as lying below the pleurocentra. This is of course on the anterior side of the "hypocentrum." It looks reasonable to suppose that in the completion of the body of which the pleurocentrum is a part, the hypocentrum pleurale should be included. Such might be supposed to be the case in the centrum of *Cricotus*, and of the Pely-

\* The proatlantal centrum is thoroughly coössified in all the salamander larvæ above referred to.

† I have suggested this view in the *American Naturalist*, 1884, p. 37; 1885, p. 77.

‡ Additional specimens of *Didymodus* display very distinctly the sutures I have described, which Mr. Garman thinks to be accidental.

§ A second posterior foot of *Clepsydrops* displays perfectly the mammalian characters I have ascribed to it.

cosauria. But on this point we have as yet no evidence. On the other hand in the rhaichitinous Eryops, where the centrum is not completed, we have seen that in the cervical region the hypocentrum pleurale probably unites with the intercentrum in front of it. Let us suppose this to have been the case throughout the vertebral column. The interpretations would be as follows:

In the caudal region of Eryops the hypocentrum pleurale would bear the chevron bone, and the present intercentrum would become the centrum. We would then have in the caudal region of Archegosaurus and Cricotus, the remarkable state of affairs of two true centra present, one of which has an intercentrum coössified with it, and the other supports the neural arch. The same would be the interpretation of the dorsal structure in Cricotus. As there is no direct evidence of such structure in the vertebral regions mentioned, nor in the caudal region of the Pelycosauria, its assumption appears to me to be the least probable alternative before us. Under this interpretation we have to regard the pleurocentrum as either vanishing, or becoming coössified with the intercentrum (m., hypocentrum) in the vertebral centra of existing Batrachia, which would then consist of four elements each, viz., two pleurocentra, hypocentrum pleurale, and intercentrum (hypocentrum), in the caudal region at least. Of this no evidence can be obtained from embryos of a length of 25mm and over. In Reptilia the centrum would consist of pleurocentrum and intercentrum (hypocentrum) combined, a division of which we have no evidence in the embryology of the vertebral column in these animals. In the divided caudal centra of the lizards one might see intercentrum (hypocentrum) and pleurocentrum, but this supposition is not necessary to account for this structure. I have observed above, that the evidence furnished by the vertebræ themselves is in favor of this division having arisen in the middle of a true centrum. The chief objection to this interpretation of the reptilian centrum is, however, to be found in the column of Cricotus, where we find the large bodies which bear the chevron bones, in the process of extinction, leaving behind bodies which are homologous with the centra of the Pelycosaurian reptile. And this is equally true, whether we regard the hypocentrum or the hypocentrum pleurale as the intercentrum, for it is the pleurocentra which remain, to be the true centra of Cricotus.

Thus on either of the assumptions just mentioned, the development of the dorsal part of the vertebral column in Cricotus is in an opposite direction to that stated by Fritsch to characterize the Sphenosaurida. This is the main point to be proven. If further I have shown that the larger dorsal bodies of Cricotus are homologous with the centra of the Pelycosauria and Lacertilia, the proposition remains proven that the inferior vertebral bodies of the Rhaichitomi and the entire vertebral bodies of existing Batrachia, are intercentra and not centra.





In order that the result shall be otherwise, it will be necessary to make the extreme assumption, that in *Cricotus* the two vertebral bodies represent hypocentrum pleurale (bearing chevron), and hypocentrum, the pleurocentrum having disappeared. The reader can judge which of the alternatives is the more probable, the disappearance of the insignificant hypocentrum pleurale, which only exists in distinct form in the Sphenosauridæ, or of the large pleurocentra which are so well developed in the Rhaehitomi, and which in the caudal region of that order are almost identical with the bodies marked *ce* in *Cricotus* (Fig. 3). On this hypothesis we are led to the *reductio ad absurdum*, that the bodies which do not support the chevron bones in the caudal region of *Eryops* (Pl. I, Fig. 1 *c*), are not homologous with the bodies which do not support the chevron bones in the caudal region of *Cricotus* (Pl. I, Fig. 2 *c-5*) with which they are identical in position and connections.

*Explanation of Plate I.*

Figs. 1-6, two-thirds natural size; Figs. 7-10, natural size; Fig. 11, five times nat. size.

Fig. 1.—*Eryops erythroliticus* Cope (*Epicordylus olim*), proximal caudal vertebra. The first intercentrum is the last one without chevron bone. From the Permian of Texas.

Fig. 2.—*Cricotus hypantricus* Cope, portions of the vertebral column of one individual, selected from the cervical (*a*), dorsal (*b*), and caudal (*c*), regions; left side. From the Permian of Texas.

Fig. 3.—The centrum of the anterior dorsal vertebra of *2b*, from front, showing the hypantrum and hypautrapophyses. (Proceedings Amer. Philos. Soc., 1884, p. 29.)

Fig. 4.—Another dorsal centrum without neural arch, from front; *a*, from behind; *b*, from above, showing facet or neural arch.

Fig. 5.—Intercentrum from cervical region, showing rib attachment, from front; *a*, from behind; *b*, from the side; *c*, from above.

Fig. 6.—An intercentrum from the caudal region; *a*, from above.

Figs. 7 and 8, dorsal intercentra of *Cricotus heteroclitus* Cope, from Illinois; collection of W. F. E. Gurley.

Fig. 7.—Lateral view.

Fig. 8.—Front view of another intercentrum, the superior part broken away; *a*, lateral view.

Fig. 9.—*Clepsydropus natalis* Cope, a portion of the caudal region, showing ribs and chevron bones, from the side; fig. 9*a* from below, showing one free intercentrum, out of its place (*i*). From the Permian of Texas.

Fig. 10.—*Sphenodon guentheri* Buller; from New Zealand, caudal vertebra, lateral view; *a*, an intercentrum with chevron bone from front. The reticulated portions are osseous tissue.

Fig. 11.—*Spelerpes bilineata* Green, larva, vertebrae, five times natural size, linear. 11*a*, Three cervical vertebrae, including atlas and connate centrum of proatlas; 11*b*, a dorsal vertebra; 11*c*, two sacral and two anterior caudal vertebrae; 11*d*, second caudal vertebra from behind. The caudal vertebrae show the continuity of the chevron bones. Specimens from the collection of Professor S. F. Baird.

*Letters.*

*pra*, proatlas, centrum.  
*i*, intercentrum.  
*p*, pleurocentrum.  
*c*, centrum.  
*ch*, chevron bone.  
*r*, rib.  
*d*, diapophysis.  
*pa*, parapophysis.

*poz*, postzygapophysis.  
*ha*, hypantrum.  
*hap*, hypantrapophysis.  
*nc*, notochordal foramen.  
*f*, foramina.  
*si*, sacral intercentrum.  
*sc*, sacral centrum.

### ARTICLE III.

#### A CHEMICAL STUDY OF YUCCA ANGUSTIFOLIA.\*

BY H. C. DE S. ABBOTT.

Read before the American Philosophical Society, December 18, 1885

This plant is well-known in the West as the "soap-weed." It grows very abundantly in most of the Western States and Territories. It has attracted the attention of botanists, and it is a plant of interest on account of the many uses to which it has been put in the countries where it is found.

The results noted in this paper are based upon a first and introductory chemical analysis of the *Yucca*. Previously, little has been studied of its chemistry. It is briefly mentioned in the work of a French writer, Dr. Georges Pennetier;† also, in a paper on the study of manganese found in the ash of plants in which M. Maumené states that the ash of the *Yucca* contains manganese.‡ He does not name what species of *Yucca* was examined. The former writer gives the micro-chemical characters of the action of iodine and sulphuric acid, dilute chromic acid, and cuprammonia on the fibres of the *Yucca angustifolia*.

The specimens of *Yucca* used in these analyses were of large growth and in good condition. The entire plant was examined, and a separate study made of the bark and wood of the root, and of the green leaf and the yellow basal part. The roots were air-dried, freed from adherent dust, reduced to a very fine powder, and passed through a No. 80 sieve. The leaves were less finely powdered.

Dragendorff's scheme for plant analysis§ has been generally followed. Ten grams of the air-dried powder were used for the preliminary examination of soluble substances. For every gram of the powder, ten c. c. of the solvents were employed. An additional quantity of the powder was prepared for special purposes. Five grams of the air-dried powder were dried, in a hot-air oven, at a temperature

\* An abstract of this paper was read before the Chemical Section of the American Association for the Advancement of Science, at Ann Arbor, Michigan, August 28, 1885.

† Leçons sur les Matières Premières Organiques, Paris, 1881, p. 446.

‡ M. E. J. Maumené, Bul. de la Société Clinique de Paris. Tome xlii, p. 305.

§ Plant Analysis. Qualitative and Quantitative, by G. Dragendorff. Translated from the German by Henry Greenish, London, 1884.



between 100° C. and 110° C. until the weight remained constant, for the estimation of moisture. This powder was incinerated in a covered porcelain crucible at a dull red heat until the carbon was entirely consumed. The per cent. of total ash was determined from it.

QUALITATIVE ASH ANALYSES.

Calcium, magnesium, potassium, sodium, iron, manganese, chlorides, phosphates, and sulphates, were found in every part of the plant.

Determination of  $\left\{ \begin{array}{l} \text{I. MOISTURE} \\ \text{II. TOTAL ASH} \end{array} \right\}$  on the powder.

	I.	II.	Color of Ash.
(1.) The bark of the root . . . . .	6.78 per cent.	17.38 per cent.	reddish
(2.) " wood " . . . . .	11.67 "	15.75 "	" gray
(3.) " green leaf. . . . .	8.11 "	5.75 "	gray
(4.) " yellow base of leaf. . . . .	37.00 "	10.63 "	white

PETROLEUM SPIRIT EXTRACTS.

*Extract (1) Bark of Root.*

The maceration was conducted in an apparatus similar to one described in Dragendorff's "Plant Analysis."\* A light petroleum spirit was used which boiled between 25° C. and 45° C. The *extract* was filtered from the powder-residue. It was a clear pale yellow-colored liquid, and slightly acid in reaction. A drop of the *extract* on evaporating left a uniform spot on blue paper. The *extract* was evaporated at the ordinary temperature. The *residue* was a solid, and it had the odor and characteristic crystalline structure of fatty acids, suggesting the presence of a fixed oil. Its melting point was taken. The substance melted at 60° C., and on cooling solidified amorphous. To determine the total amount of solids extracted, a definite volume of the *extract* was evaporated, dried, and weighed.

TOTAL SOLIDS.

<i>Petroleum spirit residue</i> dried at 100° C. . . . .	1.24 per cent of solids.
" " " 110° C. . . . .	1.20 " " "
	0.01 " " loss.

The *residue* was identified as a fixed oil. It was soluble in petroleum spirit, ether, benzole, chloroform, amyl alcohol, carbon di-sulphide, and cold aqueous alkalis; incompletely soluble in cold or boiling 86 per cent. alcohol, 95 per cent. alcohol, absolute alcohol, acetic ether, and ammonium hydrate. No change of color was

\* Page 99, Tollen's apparatus.

observed on treating the fixed oil with concentrated sulphuric acid, nor on the addition of syrupy phosphoric acid, though it was partially soluble in these acids. Phosphoric acid colored it yellow; it was colored yellowish by concentrated hydrochloric acid and nitric acid of 1.22 specific gravity. A mixture of concentrated sulphuric acid and nitric acid of 1.22 specific gravity changed the color of the fixed oil to a reddish-brown; it was colored pale green by sulphuric acid of 1.634 sp. gr. and of 1.53 sp. gr. Calcium di-sulphide gave a bright green color reaction with the fixed oil, but did not form an emulsion with it; aqueous solutions of gold and platinum chlorides were reduced by it. The fixed oil was saponified with difficulty by alcoholic soda; but readily by boiling aqueous soda; a white fragile soap was separated and filtered from the liquid. The soap was decomposed by hydrochloric acid and the fatty acids separated. The filtrate from the soap was examined for glycerin. By the method\* used, an oily liquid was obtained, it was heated with anhydrous borax on platinum foil, and gave the usual green-colored flame test for glycerin. The alcoholic solution of the *petroleum spirit residue* was fractionally precipitated with an alcoholic solution of magnesium acetate, and traces of an amorphous residue were recovered.†

The *petroleum spirit residue* was digested with water containing sulphuric acid, and examined for alkaloids which are sometimes brought down with fixed oils. The usual reagents failed to detect traces of alkaloids.

#### *Extract (2), Wood of the Root.*

The maceration was carried out under the same conditions as in *extract (1)*.

The *extract* was a clear, colorless solution, neutral in reaction. A drop of the liquid left no uniform spot on blue paper. The *extract* was evaporated at the ordinary temperature. The *residue* was light yellow-colored, of a semi-solid consistency and melted at 36°C. A definite volume of the *extract* was evaporated, dried, and weighed.

#### TOTAL SOLIDS.

<i>Petroleum spirit residue</i> dried at 100° C.....	0.55 per cent of solids.
“ “ “ 110° C.....	0.35 “ “ “
	0.20 “ “ loss.

The *residue* was identified as a fixed oil; associated with volatile fatty acids. The latter were indicated by the 0.2 per cent of loss, and the disagreeable odor of the *residue* which was dissipated on heating at 110° C.

The *petroleum spirit residue* from the *extract* was evaporated at the ordinary temperature, dissolved with difficulty in cold 95 per cent. alcohol, and in boiling weaker

\* “Plant Analysis.” G. Dragendorff, p. 12.

† Loc. cit., page 16.

alcohol; absolute alcohol hardened and discolored it. Concentrated sulphuric acid, nitric acid, and hydrochloric acid, did not appreciably act on the *residue*. It was not saponified, but slowly dissolved by boiling aqueous and alcoholic soda. The alcoholic solution of the *petroleum spirit residue* was submitted to a fractional precipitation with an alcoholic solution of magnesium acetate. The first precipitation obtained was purified by boiling alcohol; it was an opaque sealy crystalline solid which melted at 85° C. The second precipitation yielded traces of a white amorphous substance. The third precipitation resulted from adding strong ammonia water to the magnesium acetate solution, and the purified residue melted at 60° C.

Negative tests for alkaloids followed an examination of the aqueous treatment of the *petroleum spirit residue*.

### *Extract (3), Green Part of the Leaf.*

The method of extraction was the same as that used in the previous extractions. The *extract* was clear, pale green in color, and non-fluorescent. It was colored by a small quantity of chlorophyll, which the petroleum spirit dissolved. The liquid was acid in reaction. A drop of it left a permanent stain on blue paper when evaporating. The *extract* was evaporated at the ordinary temperature, and the *residue* was a dark greenish-yellow semi-fluid substance. The solidifying point was taken. It was found to be about 15° C. A definite volume of the *petroleum spirit extract* was evaporated, dried, and weighed.

#### TOTAL SOLIDS.

<i>Petroleum spirit residue</i> dried at 100° C.....	2.20 per cent of solids.
“ “ “ 110° C.....	2.01 “ “ “
	0.19 “ “ loss.

The *petroleum spirit residue* was identified as a fixed oil with a small amount of chlorophyll that had been brought into solution by it. It was soluble in cold 83 per cent. alcohol, 95 per cent. alcohol, absolute alcohol, amyl alcohol, ether, acetic ether, chloroform, benzole, carbon di-sulphide and glycerin. It was also soluble in oil of turpentine, almond oil, ammonium hydrate, mercuric chloride, and slowly soluble in acetic acid. Concentrated nitric acid, and hydrochloric acid slowly dissolved the fixed oil, the former colored it dark green, and on stirring the mixture the color was changed to a brown. Concentrated sulphuric acid dissolved and changed it to a very dark-brown color; on adding concentrated nitric acid, the liquid was changed to a reddish-brown color.

The following reactions were noted: The fixed oil changed to a hard greenish-yellow substance on heating it with anhydrous borax on platinum foil. When rubbed

on a crucible lid with powdered rosaniline, it was colored red, showing the presence of free fatty acids. It did not emulsify with calcium di-sulphide nor with syrupy antimony chloride, but it was colored dark-green by the latter. It was imperfectly dissolved by phosphoric acid, and slowly soluble in equal parts of cane sugar and concentrated hydrochloric acid; more rapidly soluble in equal parts of cane sugar and nitric acid. An aqueous solution of picric acid made alkaline by sodium carbonate colored the fixed oil a light reddish-brown color, cane sugar added to the solution facilitated dissolving it. It was instantly dissolved by equal parts of picric acid and acid ammonium phosphate, and on warming with stannous chloride, leaving a turbid yellow-colored liquid. It was insoluble in aqueous barium hydrate; soluble in alcoholic ammonia with no coloration, and in sulphurous acid. It was colored brown when mixed with sulphuric acid of 1.634 specific gravity, and incompletely dissolved; it was also colored brown by ferric chloride. On adding to the fixed oil sulphuric acid of 1.475 specific gravity, and a small quantity of zinc, hydrogen was generated, and the solubility of the oil in the acid liquid was accompanied by a rosy tint given to the solution.

*Extract (4), Yellow Part of the Leaf.*

This *extract* was obtained by a similar process as that used for the other petroleum spirit *extracts*. The *extract* was a pale yellow-colored liquid. The reaction was slightly acid. A uniform spot was left on blue paper as the drop evaporated. The petroleum spirit was evaporated at the ordinary temperature, and a yellow-colored *residue* recovered, of a semi-solid consistency and crystalline in structure. It solidified at 12° C. From a definite volume of the *petroleum spirit extract*, the amount of total solids was determined.

TOTAL SOLIDS.

Petroleum spirit residue dried at 100° C.....	1.1 per cent of solids.
“ “ “ 110° C.....	1.1 “ “ “
	0.00 “ “ loss.

The *residue* was identified as a fixed oil. It was soluble in warm absolute alcohol, incompletely soluble in weaker alcohol; soluble in cold acetic ether, chloroform, benzole, amyl alcohol, ether, carbon di-sulphide, and glycerin. It was saponified with aqueous soda and a white soap separated. No reaction was observed with picric acid and ammonium phosphate, nor with nitric acid of 1.32 specific gravity and 1.18 specific gravity. The fixed oil was soluble in potassio-mercuric iodide solution; and colored dark-brown by alcoholic ammonia. A mixture of ferric chloride solution and powdered rosaniline gave a fine violet-colored reaction with the fixed oil.

An examination of the aqueous treatment of the *petroleum spirit residues* (3) and

(4), for alkaloids, gave negative results. A portion of the original powder, from each of the four parts of the plant, was mixed with an aqueous solution of caustic soda, and the distillate examined for volatile alkaloids with negative results.

## SUMMARY I.

*Petroleum Spirit Extracts.*

	<i>Solids extracted.</i>	<i>Character of residue</i>	<i>Reaction with litmus.</i>	<i>Melting point.</i>	<i>Solidifying point.</i>
1. The bark of the root. . . .	1.24 per cent.	fixed oil	slightly acid	60° C.	{ solid at ordinary temperature
2. " wood " . . . . .	0.55 "	" "	neutral	36° C.	
3. " green leaf. . . . .	2.20 "	{ " " }	acid	{ semi-fluid at ordinary temperature }	15° C.
4. " yellow base of leaf. .	1.10 "	{ chlorophyll }	faintly acid		12° C.

The solids extracted by petroleum spirit from the four parts of the plant are identified as fixed oils\* ; associated with a volatile principle (0.2 per cent) in *extract* (2), and with traces of chlorophyll in *extract* (3).

Fixed oil (1) was crystalline in structure. It was soluble in ether, chloroform, benzole, carbon di-sulphide, and amyl alcohol ; incompletely soluble in cold or boiling alcohol, acetic ether, and ammonium hydrate. It was colored pale green by sulphuric acid of 1.634 specific gravity, and changed to a bright-green color by calcium di-sulphide, but formed no emulsion with it. Phosphoric acid colored it yellow. The fixed oil was saponified, and a white soap separated. This was decomposed, and the fatty acids recovered. Glycerin was separated from the soap filtrate.

Fixed oil (2) was dissolved with difficulty in boiling 95 per cent. alcohol, and hardened and discolored by absolute alcohol. It was not saponified. Crystalline solids were separated by precipitating the alcoholic solution with magnesium acetate. They melted at 85° C., and at 60° C., respectively.

Fixed oil (3) was soluble in alcohol, ether, chloroform, benzole, carbon di-sulphide, oil of turpentine, almond oil, glycerin, and slowly soluble in acetic ether. The presence of free fatty acids was demonstrated. The fixed oil was colored dark-green by syrupy antimony chloride ; on adding to it sulphuric acid of 1.475 specific gravity, and a small quantity of zinc, hydrogen was generated, and the solubility of the oil in the acid liquid was accompanied by a rosy tint given to the solution.

Fixed oil (4) was crystalline in structure. It was soluble in warm absolute alcohol, in cold acetic ether, chloroform, benzole, amyl alcohol, ether, carbon di-sulphide, and glycerin. It was saponified, and a white soap separated. The fixed oil was colored dark-brown by alcoholic ammonia, and a mixture of ferric chloride solution and powdered rosaniline gave a violet-colored reaction with it.

\* Fixed Oils. Science, Sept. 11, 1885.

These fixed oils differed in their physical characters and chemical reactions. This difference may be due to the presence of free fatty acids and glycerides in varying proportions in the four parts of the plant. It is of interest to note that in the subterranean part of the *Yucca*, the oil extracted from the bark was solid at the ordinary temperature; from the wood it was of a less solid consistency; while the yellow base of the leaf contained an oil quite soft, and in the green leaf the oil was almost fluid.

*Extract* (2) contained an oil of low melting point. It melted at 36° C. An alcoholic solution was fractionally precipitated with magnesium acetate, and three members of the fatty acid series were isolated. The quantities obtained were small, and it was impossible to do more than to take the melting point of two of the purified crystalline residues. They melted at 85° C., and at 60° C. respectively. It is a well-known fact that a mixture of fat acids in certain proportions has a lower melting point than those of its constituents.

Alkaloids and volatile-alkaloids were not detected in the *petroleum spirit extracts*.

#### ETHER EXTRACTS.

##### *Extract* (1), *Bark of the Root*.

The residual powder from the petroleum spirit extraction was dried until thoroughly freed from petroleum spirit. It was then macerated with Squibbs' stronger ether in the apparatus already described. The *ethereal extract* was filtered from the powder. It was a clear crimson-colored liquid, tinted by some red coloring matter dissolved; and acid in reaction. The *extract* was slowly evaporated at the ordinary temperature; white needle-shaped crystals were seen as the liquid concentrated. The *ethereal residue* was of a resinous character. It was ruby-colored, transparent, and of a softer consistency than ordinary resin. Microscopically, the *residue* was identified as a resin by its color reaction with Hanstein's aniline violet solution.\* The *ethereal residue* was treated with petroleum spirit to remove any traces of fat that may have been extracted with it. It was heated in a small tube, at 50° C. it experienced a slight change, and melted at 70° C. For a determination of the total solids, a definite volume of the *ethereal extract* was evaporated, dried, and weighed.

#### TOTAL SOLIDS.

<i>Ethereal residue</i> dried at 100° C. ....	3.16 per cent of solids.
“ “ “ 110° C.: .....	3.16 “ “ “
	0.00 “ “ loss.

The resin was incompletely soluble in 95 per cent. alcohol, absolute alcohol, and

\* Botanical Micro-Chemistry. Poulsen-Trelease. Boston, 1884, p. 59.

amyl alcohol; readily soluble in ether; not appreciably soluble in chloroform, benzole, and carbon di-sulphide. It was dissolved by sulphuric acid to a colorless solution, which, on warming, turned to a yellow color, and gradually darkened to a dull brown color, fading to a pale yellow.

An attempt was made to separate the white needle-shaped crystals mentioned above. The *ethereal residue* was agitated with acetic ether. The liquid was filtered from the insoluble matter and evaporated. Traces of a resinous substance were separated. The insoluble matter was treated with boiling ether, filtered hot, and the filtrate concentrated. On cooling, the white needle-shaped crystals reappeared. They were insoluble in water and in acetic ether.

A separate portion of the *ethereal extract* was evaporated, and treated with warm distilled water. The aqueous extract was made up to a definite volume, and a known quantity evaporated, dried, and weighed. The amount of total solids was almost inappreciable by weight. The aqueous extract was not colored by iron salts, and it did not form a precipitate with alum and gelatine solution, lead acetate, potassio-mercuric iodide, nor gold chloride solutions; showing absence of tannin, gallic acid, and alkalis. The *ethereal extract* was directly tested for these compounds, and with negative results. A portion of the aqueous extract was evaporated to dryness, and treated with potassa solution, and the residue dissolved with no coloration. Another portion of the aqueous extract was agitated with acetic-ether, and the liquids were separated; on evaporating the acetic ether solution, traces of a residue were obtained which sulphuric acid acted upon. A resinous substance separated from the greenish-colored acid liquid, the former was partially disintegrated by cold water.

The specific gravity of the resin was 1.091.

#### *Extract (2), the Wood of the Root.*

The residual powder from the petroleum spirit extraction was macerated in stronger ether. The *ethereal extract* was of a reddish-yellow color; slightly acid in reaction. It was slowly evaporated at the ordinary temperature, and as the liquid concentrated, white needle-shaped crystals appeared, and presented the same physical structure as the crystals found in the *ether extract* (1).

The *ethereal residue* was identified as a resin. It was a transparent, ruby-colored substance, and acid in reaction. It was heated to 50° C., at that temperature its color deepened, and at 70° C. it melted. The specific gravity of the resin was 1.091. A definite volume of the *ether extract* was evaporated, dried, and weighed to determine the amount of total solids.

## TOTAL SOLIDS.

<i>Ethereal residu</i> e dried at 100° C.....	1.70 per cent. of solids.
“ “ “ 110° C.....	1.45 “ “ “
	0.25 “ “ loss.

The resin was examined by Hirschsohn's scheme\* with a view to classify it with known resins. It was imperfectly soluble in 95 per cent. alcohol and chloroform; soluble in ether. The alcoholic solution gave a turbidity with lead acetate, not cleared upon boiling, and with ferric chloride formed a clear mixture. Concentrated sulphuric acid dissolved the resin, leaving a dark yellow-brown liquid which faded to a dull yellow color. The sulphuric acid solution when mixed with alcohol, changed to a pale gray color. On addition of water to the acid solution, there was no coloration nor separation of the resin. Alcohol containing hydrochloric acid gave no color reaction with the resin. Bromine solution added to the chloroform-resin extract, and iodine solution to the ether-petroleum-resin extract, gave no reactions. Sodium carbonate at the ordinary temperature had no effect on the resin, but on boiling the liquid was colored yellow.

By the above examination, this resin was thrown out of the numerous classes of described resins. It is proposed to name it yuceal.†

Yuceal was soluble in boiling absolute alcohol and acetic ether; incompletely soluble in benzole, carbon di-sulphide, alcoholic ammonia, and cold acetic ether. The red color of the resin was removed by cold acetic ether, a transparent substance remaining, soluble in hot acetic ether.‡ Yuceal was dissolved by potassio-mercuric iodide. It reduced aqueous solutions of gold and platinum chlorides. A blood-red color reaction was obtained by warming a small quantity of the resin on a crucible lid with a crystal of ammonium molybdate and a few drops of nitric acid. On adding to the resin mixture a few drops of strong sulphuric acid, and again warming, it was dissolved. Warm dilute nitric acid dissolved the resin, colorless; cold nitric acid gave a brownish-green color reaction.§ Yuceal was heated on platinum foil, and as it decom-

\* E. Hirschsohn. Watts Chem. Diet. Vol. viii, Pt. ii, p. 1743.

† I suggest that in future all resins be distinguished by the terminal syllable *al*, for uniformity of resin nomenclature. Yuceal; Science, September 11, 1885, p. 210.

‡ I have examined the action of acetic ether as a solvent for resins. Cold acetic ether dissolved ordinary resin, turpentine, styrax, tolu-balsam, mastic, elemi, Canada-balsam, Peru-balsam, copaiba-balsam, Venice-turpentine, and incompletely spruce gum, and yuceal. In hot acetic ether spruce-gum and yuceal were soluble. The following resins were insoluble in hot or cold acetic ether, guaiacum, sandarac, shellac, benzoin, olibanum, ammoniac, myrrh, galbanum, and asafetida.

§ A reddish-yellow decomposition product resulted from the action of nitric acid on many resins which followed generally quite soon after adding the acid to a small quantity of the resin (0.1 gram of the resin and 5 c. c. of nitric acid 1.4 sp. gr.). But the reaction which took place varied according to the conditions, *i. e.*, strength of acid used,



posed the fumes that were given off were pleasant and aromatic. Tests failed to show the presence of benzoic or cinnamic acids.

The *etheral residue* was treated with warm water, and on cooling, the liquid was agitated with acetic ether, which was separated, and when evaporated yielded a small quantity of resinous substance. The *etheral residue* insoluble in water was treated with boiling ether, and as the liquid concentrated, the white needle-shaped crystals were seen floating in it, but on further concentration they could not be seen, and a yellow greasy-looking mass settled in the bottom of the beaker. On driving off the ether, a transparent and ruby-colored resinous substance remained. The aqueous extract obtained in the way described above gave no coloration with iron salts, and no precipitate with gelatine and alum solution, potassio-mercuric iodide, or gold chloride solutions. Fehling's solution was not reduced by boiling, though the aqueous extract was boiled with acid, then rendered alkaline before adding the copper test. The preceding tests gave negative results for gallic acid, tannin, alkaloids, and glucosides. A portion of the aqueous extract was acidified and agitated successively with different solvents, for glucosides, bitter principles, and alkaloids which may be removed from solution by this means. The acid liquid was then rendered alkaline with ammonia, and agitated successively with the same order of solvents that were used with the acidified liquid. No solids were separated by these methods. The *etheral residue* insoluble in water was treated with alcohol; and yielded traces of a resinous substance. The residue insoluble in water and alcohol was not dissolved by ether, acids or alkalies.

Yuccal or the *etheral residue* soluble in ether and alcohol was saponified, and the soap boiled with lead acetate. The yellow masses were collected on a filter and treated with boiling ether, and the filtrate was slowly evaporated. The residue was a granular solid. This substance was imperfectly purified by repeated boiling with ether, and a solid of crystalline structure obtained. It gave an acid reaction with litmus, and a red color with concentrated sulphuric acid. The acid dissolved a substance enclosing the crystals, leaving the structure of the latter uninjured and colored. Strong nitric acid dissolved the crystals with no coloration. They were soluble in absolute alcohol, amyl alcohol, benzole, chloroform, glycerin, and a solution of alcoholic soda; soluble in potassium iodide, potassium chromate, mercurous nitrate, cobalt nitrate, potassium ferro- and ferri-cyanide solutions; insoluble in ammonia and aqueous alkalies.

the application of heat to the resin acid mixture, or the addition of solvents to the mixture. The more concentrated the acid the more rapid was the reaction. The application of heat also hastened the change, especially if a more dilute acid was used in the mixture. Some solvents acted like heat by increasing the energy of the reactions. Alcohol and ether were active solvents, and the reaction was attended by the escape of nitrous fumes from the combination of alcohol or ether and nitric acid. Chloroform and benzole were indifferent. Amyl alcohol acted feebly.

Yuccal was treated with spirit of different strengths, as a means of separating resin acids if any were present. It was treated with 85 per cent. spirit; an opaque brown substance was left undissolved, which was soluble in absolute alcohol; insoluble in ether, and colored brown by concentrated sulphuric acid. The color was not discharged by alcohol or ether. The 85 per cent. spirit solution was evaporated, and the residue treated with 50 per cent. spirit and a small quantity of a brown residue was insoluble. The 50 per cent. spirit solution on evaporating left a non-crystalline, transparent, reddish-colored solid; acid to litmus. It was colored cherry-red by concentrated sulphuric acid, and slowly dissolved to a yellowish-red liquid.

*Extract (3), the Green Part of the Leaf.*

The residual powder from the petroleum spirit maceration was thoroughly dried, and again placed in the percolator. It was treated with Squibbs' stronger ether. The *extract* was a deep-green colored liquid and fluorescent. The reaction was slightly acid. Alcohol, benzole, and petroleum spirit added to the *ethereal extract* did not cause a precipitation. An amorphous and green-colored residue was obtained on evaporating the *extract*. The amount of total solids was estimated from a definite volume of the *extract*, which was evaporated, dried, and weighed.

TOTAL SOLIDS.

<i>Ethereal residue</i> dried at 100° C.....	1.25 per cent of solids.
“ “ “ 110° C.....	1.14 “ “ “
	0.11 “ “ loss.

The *ethereal residue* was brought into a state of fine division and treated with water. The amount of total solids soluble in ether and water was 0.34 per cent. The aqueous extract was neutral in reaction. It was faintly colored and slightly bitter to the taste. It was not colored by iron salts nor precipitated with alum and gelatine solution, showing absence of gallic acid or tannin. Copper solutions were not reduced, indicating absence of glucosides, though the precaution was observed of boiling the aqueous extract with acid and rendering alkaline before adding the copper solution. The aqueous extract was agitated with acetic ether and a distinctly crystalline residue separated. Under the microscope these crystals were white, needle-shaped and arranged in bundles. They did not respond to tests for gallic acid. Potash solution formed a yellow mixture with the crystals. The color was discharged by a drop of hydrochloric acid. Chloroform did not dissolve any substance from the *ethereal residue*. The *ethereal residue* was treated with acidulated water and tested negatively for alkaloids.

The *ethereal residue* insoluble in water was treated with alcohol. The amount of

substances insoluble in water, and soluble in ether and alcohol was 0.15 per cent. The alcoholic solution was evaporated, and the residue was crystalline in structure. Concentrated sulphuric acid imperfectly dissolved it, and gave a reddish-yellow color reaction; acetic ether discolored the solution. The alcoholic residue was insoluble in acetic ether, cold and boiling aqueous alkalies; soluble in chloroform. It saponified with alcoholic soda.

The amount of the *ethereal residue* insoluble in water and alcohol was 0.65 per cent. It was not soluble in alcoholic or aqueous soda. This would indicate a resin anhydride. Concentrated sulphuric acid gave no color reaction with it; and a mixture of sulphuric acid and cane sugar dissolved the residue.

The *ethereal residue* on treating with cold ether was not entirely soluble in it. It was soluble in chloroform, benzole, and carbon di-sulphide; incompletely soluble in cold alcohol, and insoluble in amyl alcohol. The *ethereal residue* was treated with 95 per cent. alcohol, in which it was slightly soluble. A turbidity formed in the alcoholic solution on adding lead acetate, ferric chloride, ammonium hydrate, and sulphuric acid; it did not clear up on warming. Hydrochloric acid made a muddy mixture with the alcoholic solution. The *ethereal residue* was not entirely soluble in acetic ether; the latter separated coloring matter from it. The *ethereal residue*, insoluble in acetic ether and freed from coloring matter (chlorophyll), was a resinous substance. It melted at 80° C. The resin was boiled with absolute alcohol, and on throwing the alcoholic solution into cold water it was precipitated as a white cloud. It was not saponified.

*Extract (A), Yellow Base of Leaf.*

The residual powder from the petroleum spirit maceration was dried and extracted with stronger ether. The *ether extract* was a turbid yellow liquid; slightly acid in reaction. On evaporating the *ethereal extract* at the ordinary temperature a reddish-yellow granular solid remained. It melted at 79° C. For the determination of total solids extracted, a definite volume of the *extract* was evaporated, dried, and weighed.

I.

TOTAL SOLIDS.

<i>Ethereal residue</i> dried at 100° C .....	1.7 per cent of solids.
“ “ “ 110° C .....	1.7 “ “ “
	0.0 “ “ loss.

The *ethereal residue* was treated successively with distilled water, alcohol, and ether.

II.

Substances soluble in ether and water .....	0.8 per cent.
“ “ “ alcohol .....	0.1 “
“ insoluble in water and “ .....	0.5 “
Total solids.....	1.7 “

The aqueous extract gave a neutral reaction with litmus. Negative results followed examination for tannin, gallic acid, glucosides, alkaloids, and any compounds containing nitrogen.

The *etheral residue* (the *residue* insoluble in water) was an opaque reddish-yellow colored substance, and was identified as a resin. It melted at 79° C. It was insoluble in ether, benzole, chloroform, and acetic ether; incompletely soluble in cold absolute alcohol, amyl-alcohol, carbon di-sulphide, and oil of turpentine. It was soluble in aqueous and alcoholic soda. On boiling with them, it was saponified. Concentrated sulphuric acid dissolved the resin and colored it a yellowish-brown. Chloroform formed a turbid mixture with the acid solution. The action of strong nitric acid on the resin was slow. The resin was incompletely soluble in 95 per cent. alcohol. Lead acetate gave a cloudiness with the alcoholic solution which increased on boiling. Ferric chloride thickened the alcoholic solution, and on boiling it gave a yellow precipitate which was insoluble in acids, alkalies, absolute alcohol, and acetic ether. The chloroform extract gave no coloration with bromine solution.

## SUMMARY II.

*Etheral Extracts.*

	<i>Solids extracted.</i>	<i>Character of residue.</i>	<i>Reaction with litmus.</i>	<i>Melting Point.</i>	<i>Specific gravity</i>	<i>Substances soluble in ether and water.</i>	<i>Substances soluble in alcohol and water.</i>	<i>Substances soluble only in ether.</i>
1. The bark of the root.....	3.16 p. ct.	resin	acid	70° C.	1.091	traces	traces	.....
2. " wood " .....	1.70 "	"	slightly "	70° C.	1.091	"	"	.....
3. " green leaf.....	1.25 "	{ chlorophyll }	" "	80° C. ....		0.34 p. ct.	0.15 p. ct.	0.65 p. ct.
4. " yellow base of leaf...	1.70 "	resin	" "	79° C. ....		0.80 "	0.40 "	0.50 "

The residues from the *ether extracts* (1) and (2) of the bark and of the wood of the root contained resins which were identified as the same compound. They correspond in color, melting point, specific gravity, solubilities, and reactions. The resin is a transparent, ruby-colored substance, crystalline in structure, and of a softer consistency than ordinary resin. It was examined by Hirschsohn's scheme.\* It differed from all described resins in its reactions with the reagents used to identify them. It is proposed to name it yuccal.†

Yuccal is imperfectly soluble in 95 per cent. alcohol; soluble in boiling absolute alcohol, in cold ether, and amyl alcohol; not appreciably soluble in chloroform, benzole, carbon di-sulphide, and alcoholic ammonia. Cold acetic ether dissolved the coloring matter from the resin, leaving a colorless solid. Hot acetic ether dissolved it perfectly. Yuccal when heated on platinum foil gave off as it burned a pleasant and aromatic

\* Loc. cit.

† See foot-note, *ether extract* (2).

odor. Tests failed to show the presence of benzoic or cinnamic acids. A blood-red color reaction was obtained by warming yuccal with a crystal of ammonium molybdate and a few drops of strong nitric acid. Warm dilute nitric acid dissolved the resin, colorless; cold nitric acid gave a brownish-green color reaction. Yuccal was mixed with concentrated nitric acid and heated. After some time had passed, an energetic reaction occurred and nitrous fumes were given off. A yellowish-brown residue was one of the products of the reaction. This residue was almost insoluble in water, or acids. It was soluble in alcohol and potassium hydrate.\*

As the *ether extracts* (1) and (2) were concentrated, white needle-shaped crystals appeared floating in the liquids, whose physical structure, and insolubility in water and acetic ether, suggested identical substances. The crystals separated from yuccal by the lead acetate method, already described, have not been sufficiently studied to identify them with the white needle-shaped crystals in the *ether extracts* nor with any class of chemical compounds. However, the absence of gallic acid, glucosides, and alkaloids in the aqueous extracts from the *ethereal residues*, would show that the crystals separated from yuccal are a constituent part of the resin.

The experiments with spirit of different strengths are only of value, so far as they were carried out, in showing the possibility of separating the resin into distinct parts.†

Tannin was not present in these *ethereal extracts*.

*Ethereal extract* (3) was green-colored and fluorescent from the chlorophyll of the leaves. On evaporating, the *ethereal residue* was amorphous and of a green color. The aqueous extract obtained from treating this *ethereal residue* was neutral in reaction and bitter to the taste. It contained neither gallic acid, tannin, nor glucosides. It was agitated with acetic ether, and the solvent removed a solid, which under the microscope proved to be white needle-shaped crystals arranged in bundles. Potash solution formed a yellow-colored mixture with the crystals, hydrochloric acid discharged the color. The subject has been too little studied to state definitely if these crystals are or are not identical with the crystals found in the *ethereal extracts* (1) and (2). But it should be noted, that unless the crystals from *Ethereal extract* (3) are brought into aqueous solution mechanically by some compound not present in *ethereal extracts* (1), and (2), the indications are in favor of the crystals from (3) not being identical with them; for the crystals from (1) and (2) were insoluble in water and not removed by acetic ether.

\* See foot-note 3, *ether extract* (2).

† The amount of material on which these experiments, as well as others described in this paper, were tried, was too small in quantity for me to obtain more conclusive results. The facts which have been ascertained will serve as a guide in future investigations.

The *ethereal residue* was treated with acidulated water and tested negatively for alkaloids.

The *ethereal residue* insoluble in water was a mixture of two resins (I) and (II). The one (I) was dissolved by absolute alcohol, the other (II) was mostly soluble in ether. The alcoholic residue was crystalline. It was insoluble in acetic ether, but was saponified with alcoholic soda. The ether residue was a resin anhydride; it was insoluble in alcohol, and in alcoholic or aqueous alkalies.

The amorphous and green-colored *ethereal residue* was not entirely redissolved by cold ether. It was soluble in chloroform, benzole and carbon di-sulphide; incompletely soluble in cold alcohol, and insoluble in amyl alcohol. It was slightly soluble in 95 per cent. alcohol and in acetic ether. The latter separated the green coloring matter from it. The resinous mass insoluble in acetic ether melted at 80° C. It was not saponified. This resinous mass insoluble in acetic ether is a mixture of the two resins just described (I) and (II). It was noticeable that the resinous mass was not saponified. Resin (I) was saponified. Resin (II) did not saponify, and as this resin exceeded in amount by 0.5 per cent. resin (I), it would show that a certain percentage of resin anhydride in a mixture of two resins forbids the saponification of the mixture.

It was not determined if the crystals dissolved by water and separated by acetic ether were a part of resin (I) or resin (II) or an independent compound.

*Ethereal extract* (4) was a turbid yellow liquid. On evaporating, a reddish-yellow granular solid remained. The extract from the aqueous treatment was tested with negative results for tannin, gallic acid, glucosides, and alkaloids. The *ethereal residue* insoluble in water was identified as a resin. It was soluble in ether, benzole, chloroform, and acetic ether; incompletely soluble in cold absolute alcohol, amyl alcohol, carbon di-sulphide, and oil of turpentine. It was saponified. A resin was extracted by boiling absolute alcohol from the residual powder of the leaves (the yellow base) which was identified as the same resin, and the name of pyrophæal\* was proposed for it.

I. Resins (1) and (2) are identical substances (yuceal).

II. *Ethereal residue* (3) is a mixture of two resins, and a crystalline principle soluble in water.

III. Resin (4) pyrophæal is identical with a resin found in *alcoholic extract* (4).

#### ALCOHOLIC EXTRACTS.

##### *Extract* (1), *Bark of the Root.*

The residual powder from the ether extraction was dried, and replaced in the percolator. The maceration was conducted at the boiling temperature of alcohol.

\* Pyrophæal. Science, September 11, 1885.

Squibb's stronger alcohol was used. A dark red-colored liquid was extracted. It was neutral in reaction with litmus. The *alcoholic extract* was evaporated in a current of carbonic acid. The *residue* was non-crystalline and of a red color. A definite volume of the *alcoholic extract* was evaporated, dried until the weight remained constant, and the *residue* incinerated in a weighed platinum dish and the ash estimated.

## I.

## TOTAL SOLIDS.

<i>Alcoholic residue</i> dried at 100° C.....	9.25 per cent.
“ “ “ 110° C.....	9.25 “
“ “ ash.....	0.2 “

The *alcoholic residue* was treated with distilled water, and a definite volume of the extract was evaporated, dried, and weighed. The *alcoholic residue* insoluble in water was treated with water containing ammonia (one part in fifty). This ammoniacal extract was evaporated with excess of acetic acid, and the residue rinsed with a little water on a filter, dried, and weighed. The dried aqueous extract insoluble in ammonia was then estimated.

## II.

Distilled water residue.....	3.22 per cent.
Ammonia “ “ .....	5.43 “
Insoluble “ “ .....	0.60 “
Total solids.....	<u>9.25</u> “

The aqueous extract from the *alcoholic residue* was studied as follows: It was not colored by a ferroso-ferric salt nor precipitated by gelatine and alum solutions, showing absence of gallic acid and tannin. A portion of the aqueous extract was acidified with sulphuric acid and agitated successively with petroleum spirit, benzole, chloroform, and amyl alcohol. The acidified liquid was rendered alkaline by ammonia and agitated with the solvents in the same order. Petroleum spirit removed from the acidified solution traces of an amorphous residue, soluble in sulphuric acid and caustic soda. Benzole and chloroform separated no substances from the solution. As the amyl alcohol solution was evaporating white needle-shaped crystals were seen floating in the liquid. On drying the residue they were decomposed and melted, leaving a dark-colored liquid. Several attempts were made to dry these crystals, without success. A few of the crystals were recovered from the solution, and tested for alkaloids; no reactions were obtained with the usual reagents for them.

Glucose was estimated from the aqueous extract. The liquid was heated over a water bath with Fehling's solution, and the precipitated red cuprous oxide was thrown upon a weighed filter, dried, and incinerated. The glucose was estimated gravimetri-

cally by calculating the amount of cupric oxide. It yielded 0.619 per cent. A portion of the aqueous extract was boiled with acid, neutralized, and heated over a water bath with Fehling's solution to calculate, by difference, saccharose or other reducible compounds, and by this method 0.18 per cent. was obtained.

The *alcoholic extract* was described as being deeply colored. This coloring principle\* was completely precipitated by sub-acetate of lead. The lead precipitate was collected on a filter, suspended in water, and decomposed by sulphuretted hydrogen, filtered, and the filtrate freed from all odor. It was allowed to evaporate slowly over sulphuric acid. The residue was a brownish-gray mass, interspersed with fine crystals which radiated from a nucleus. The mass was weighed and gave 3.27 per cent. of solids. Another portion of the *alcoholic extract* was agitated with water and acetic ether. The coloring matter was taken up by the acetic ether, and on evaporating a red-colored substance was recovered. It was dried and weighed, yielding 2.2 per cent. This red-colored residue was perfectly soluble in cold water. This solution was tested with the following reagents: It gave with potassium bichromate a creamy-colored precipitate; ferric chloride, a yellowish-green precipitate; ferrous sulphate a reddish-brown precipitate; stannous chloride, no precipitate, a yellow cloudy liquid; alum, a cloudy solution; neutral acetate of lead, a slight precipitate. The red color of the coloring matter was brought out on addition of alkalis. It was destroyed by acids.

*Extract (2), Wood of the Root.*

The residual powder from the ether treatment was dried and macerated with Squibb's stronger alcohol. The *alcoholic extract* was neutral in reaction; when warm it was a clear reddish-golden-colored liquid. On cooling, a creamy-white solid settled at the bottom of the flask. This substance was soluble in water, and was identified as saponin by the usual tests for it. A definite volume of the *alcoholic extract* was evaporated in a current of carbonic acid, dried, and weighed. The residue was incinerated in a weighed platinum crucible for the ash determination.

TOTAL SOLIDS.

Alcoholic residue dried at 100° C .....	14.3 per cent.
“ “ “ 110° C .....	14.3 “
“ “ ash .....	00.1 “

The *alcoholic residue* was treated with cold water in which it was soluble. A cloudy solution was formed, and on shaking, it became frothy, and presented the appearance of an emulsion. It was allowed to stand for several days to see if the resinous matter separated, but the emulsion was permanent, as no separation had

\* A red crystalline coloring matter. Science, September 11, 1885.



taken place. The emulsified liquid was agitated with acetic ether, and this solvent readily separated most of the resin from the aqueous portion. The water extract was then evaporated to dryness and redissolved in water. Gelatine and alum solution did not precipitate the extract, showing absence of tannin; no coloration with iron salts, absence of gallic acid; negative results followed tests for alkaloids; the aqueous extract was boiled with potash and no ammonia fumes were formed; adding gold chloride, and potassio-mercuric iodide solutions to the extract gave no precipitate. A measured portion of the aqueous extract was acidified with sulphuric acid, and agitated successively with petroleum spirit, benzole, and chloroform. The solvents were evaporated; petroleum spirit removed 0.01 per cent of a resinous substance, imperfectly soluble in cold and boiling aqueous alkalies, dissolved by sulphuric acid with a red coloration; chloroform left a brownish residue which, on weighing, yielded 0.4 per cent. This residue was moistened with a few drops of concentrated sulphuric acid, and changed to a red-violet color characteristic of saponin.

A certain portion of the aqueous extract was rendered alkaline, and heated over a water bath with Fehling's solution. The precipitated copper was collected on a weighed filter, dried, and incinerated, and the glucose estimated gravimetrically from it. It yielded 1.592 per cent. Another portion of the aqueous extract was acidified, boiled, and potash added until the solution was alkaline to litmus paper, then the liquid was mixed with Fehling's solution and heated over a water bath. The percentage of saccharose or other substances which reduced the copper was calculated by difference. It amounted to 0.929 per cent.

The resin separated by acetic ether was an opaque substance, greenish-yellow in color, and insoluble in ether. The resin was dissolved in water and frothed on shaking. The emulsion in this case was not quite so permanent, as a slight resinous sediment settled after a time, possibly due to changes in the resin through oxidation.

### *Extract (3), the Green Part of the Leaf.*

The dried residual powder was macerated by the aid of heat with Squibb's stronger alcohol. When warm the *alcoholic extract* was clear, but on cooling the solution became cloudy, and a creamy-white fine precipitate settled. The *alcoholic extract* was neutral in reaction. It was evaporated in a current of carbonic acid, dried, and weighed. A certain part of the residue was incinerated and the ash determined.

#### TOTAL SOLIDS.

<i>Alcoholic residuo</i> dried at 100° C. ....	3.80 per cent
“ “ “ 110° C. ....	3.80 “
“ “ ash.....	0.15 “

The *alcoholic residue* was treated with cold distilled water. It had a slightly acid reaction with litmus. An emulsion was formed on the addition of water to the *alcoholic residue*. A measured quantity of it was evaporated, dried, and weighed. It amounted to 3.4 per cent., 0.4 per cent. of the *alcoholic residue* was insoluble in water. Tannin, gallic acid, and alkaloids were tested for and with negative results.

The liquid from the aqueous treatment of the *alcoholic residue* was rendered alkaline, and boiled with Fehling's solution, and there was no reduction. Boettger's bis-muth test was also tried and with negative results. The aqueous portion was boiled with acid and examined in the usual way for glucosides; the results were negative.

One volume of the aqueous solution was mixed with three volumes of stronger alcohol. It was placed on ice, and after some time a white precipitate formed. The precipitate was collected and dissolved in water. It frothed on shaking. On addition of a concentrated solution of caustic baryta, a creamy-white precipitate of saponin-baryta was obtained. Sulphuric acid gave the usual red-violet color reaction with the precipitate from the alcoholic aqueous solution.

The method of successive agitation of an aqueous extract with solvents already described was followed. Petroleum spirit on evaporating left a resinous substance. The residue separated by chloroform from an acidified solution was a brownish-colored substance. It was soluble in water, and frothed on shaking. It was colored red-violet by sulphuric acid, and the aqueous solution was precipitated by barium hydrate. Chloroform separated a brownish solid from an alkaline aqueous solution. It was precipitated by barium, colored red-violet by sulphuric acid, and its aqueous solution frothed on shaking. This brownish residue was identified as saponin.

*Extract (4), the Yellow Base of the Leaf.*

The residual powder, dried from all traces of ether, was macerated with hot alcohol. The *alcoholic extract* was a currant-colored liquid, and slightly acid in reaction. The liquid became clear on standing, and a creamy-white solid, identified as saponin, separated from it. The *alcoholic extract* was evaporated, dried, and weighed, and the ash of the residue was estimated.

TOTAL SOLIDS.

<i>Alcoholic residue</i> dried at 100° C.....	4.30 per cent.
“ “ “ 110° C.....	4.30 “
“ “ ash.....	0.05 “

The *alcoholic residue* was treated with cold distilled water. The solution was slightly colored, and faintly acid in reaction. The absence of gallic acid, tannin, and alkaloids, was determined by negative results with iron salts, gelatine and alum solu-

tion, gold chloride, and potassio-mercuric solutions. Acetate of lead caused no precipitation. Fehling's solution detected a trace of glucose.

An imperfect emulsion formed on adding water to the *alcoholic residue*. Upon standing, the resin settled: the liquid was filtered several times, and the greater part of the resin collected. It was an opaque reddish-yellow-colored substance. It had the same melting point (79° C.), solubilities, and physical appearance as the resin of *ether extract* (4). The resin was examined by Hirschsohn's scheme. It differed in character from the many resins described by that author, and it is proposed to name it pyrophæal.\*

Pyrophæal was slightly soluble in ether, and 95 per cent. alcohol; soluble in benzole, chloroform, and acetic ether; incompletely soluble in cold absolute alcohol, amyl alcohol, carbon di-sulphide, and oil of turpentine. It was saponified with aqueous and alcoholic soda. The ethereal resin solution was cloudy. The alcoholic resin solution gave a precipitate with lead acetate which did not disappear on boiling; ferric chloride and aqueous ammonia formed turbid mixtures with it. The chloroform resin solution was not affected by bromine solution. The petroleum-ether-resin solution turned to a turbid mixture on adding iodine solution. Alcohol containing hydrochloric acid was not colored by the resin. Sulphuric acid and alcohol gave a turbid brown mixture with it, and sodium carbonate solution was colored pale brown when cold or on warming.

## SUMMARY III.

*Alcoholic Extracts.*

	<i>Solids extracted.</i>		<i>Character of residue</i>	<i>Reaction with litmus.</i>	<i>Quantitative estimation of glucose.</i>	<i>Quantitative estimation of saponin or other reducible compounds.</i>	
1. The bark of the root.....	9.25 p. ct.	0.20 p. ct.	ash	{ red color. ing matter } { crystalline }	neutral	0.619 p. ct.	0.180 p. ct.
2. " wood " .....	14.30	" 0.10	"				
3. " green leaf.....	3.80	" 0.15	"	resin, saponin	"	1.592 "	0.929 "
4. " yellow base of leaf.....	4.30	" 0.05	"	resins, "	"	none	none
				resin, "	slightly acid	traces	traces

*Extract (1).*

My attention was not directed to the presence of saponin in *extract* (1), for the characteristic properties which it imparted to *extracts* (2), (3), and (4), were absent; but, it was evident that saponin was present in the bark, for on boiling the latter in distilled water, the presence of the compound was indicated. The solution frothed on shaking, and by adding a concentrated solution of caustic baryta, saponin-baryta was precipitated.†

\* Pyrophæal. Science, September 11, 1885.

† Saponin in the bark of *Yucca angustifolia*. Science, September 11, 1885.

A coloring matter\* contained in the bark was extracted, and imparted to the *alcoholic extract* a brilliant red color. It was precipitated by sub-acetate of lead, and the lead precipitate suspended in water and decomposed by sulphuretted hydrogen. The lead sulphide filtrate was evaporated over a water bath until the odor of sulphuretted hydrogen was expelled, and the concentrated liquid was placed over sulphuric acid to evaporate slowly. A crystalline residue was obtained. On addition of alkalis to the colorless lead sulphide filtrate the red color of the original solution was developed. Acid discharged the color. Acetic ether took up the red colored substance. The acetic ether residue was a red uniform solid, and soluble in water. It was precipitated from the aqueous solution by sub-acetate of lead, potassium bichromate, ferric chloride, ferrous sulphate, and it was clouded by alum, and stannous chloride solutions.

Tannin, gallic acid, and alkaloids were absent.

Amyl alcohol separated from the acidified aqueous extract white needle-shaped crystals. It was not determined if these crystals were the same as those of the coloring matter.

#### *Extracts (2), (3), and (4).*

*Extracts (2) and (3)* when warm were clear, and on cooling a creamy-white solid separated. Extract (4), if warmed, was turbid, and as the liquid cooled, a creamy-white substance remained at the bottom of the flask, and the supernatant fluid became clear. This creamy-white substance was identified in each of the *extracts* as saponin.†

The results following an aqueous treatment of *alcoholic residues (2) and (3)*, were noticeable. The *residues* were dissolved, and by shaking the mixtures, emulsified. This emulsion was permanent, as no resinous matter separated on standing several days. The emulsion was agitated with acetic ether, and by this means, most of the resin and saponin were separated from the aqueous portion. The saponin was removed mechanically with the resin, as it is almost insoluble in acetic ether. The resin-saponin mass was insoluble in ether, soluble in water. The solution frothed on shaking and emulsified, but the emulsion was not so permanent as in the first case, for a resinous sediment settled after a time. Chloroform separated saponin from an acidified aqueous solution, and also from an alkaline aqueous solution of the *residues*; and the red-violet saponin reaction with concentrated sulphuric acid was obtained.

The solubility in water of the *alcoholic residues (2), (3), and (4)*, and the resulting emulsion were unusual, and explicable by the facts collected from a series of ex-

\* A red crystalline coloring matter. Science, September 11, 1885.

† Saponin in the wood of the root and leaves. Science, September 11, 1885.

periments with resins and saponin, since I had successfully emulsified resins with aqueous and alcoholic saponin solutions.\*

By hot alcoholic treatment the *yucca* yielded a residue of saponin and resin which became emulsified on the addition of water, giving results identical with those of the resins above described.†

*Extract* (4) contained a resin. It was an opaque reddish-yellow colored substance, and it differed, by its reactions, from the many resin classes given in Hirschsohn's scheme. It is proposed to name it pyrophæal.‡ A resin having the same melting point, solubilities, physical appearance, and chemical reactions, was discovered in the *ethereal extract* (4). It was identified as the same compound for which the name pyrophæal is proposed.

Tannin, gallic acid, and alkaloids were not detected in *extracts* (2), (3), and (4). In *extract* (3) glucose was not found.

#### *The Solids of the Alcoholic Extracts.*

- I. A red coloring matter (crystalline).
- II. A new resin (yuccal).§
- III. A second new resin (pyrophæal).§
- IV. A mixture of a crystalline resin and a resin anhydride.
- V. Saponin.§
- VI. Glucose, and saccharose or other reducible compounds.
- VII. Ash.

#### AQUEOUS EXTRACTS.

#### *Extract* (1), *Bark of the Root.*

The residual powder was thoroughly dried from alcohol. It was returned to the percolator, and cold distilled water added until a definite amount had been used. The *aqueous extract* was dark colored, and of a faintly acid reaction. A certain quantity of the *extract* was evaporated, dried, and weighed. From a known weight of the *aqueous residue*, the ash was calculated. The incineration was conducted in a covered porcelain crucible of known weight.

\*The same kinds of resins were used in these experiments as in those with which I determined the solubility of resins in acetic ether. See foot-note (2), *ethereal extract* (2).

†It was not until a later date following the time of these experiments that I found a reference to saponin-resin emulsion in *L'Officine ou Répertoire General de Pharmacie Pratique*, par Dorvault. Huitième Edition, Paris, 1872, p. 816. Also, refer to examination of the *Yucca angustifolia*, by H. C. De S. Abbott, published in the *Medical and Surgical Reporter*, Philadelphia, September 12, 1885, page 301.

‡Pyrophæal, *loc. cit.*

§*Science*, September 11, 1885, page 210. Abstract of a paper on the chemical study of *Yucca angustifolia*, by H. C. De S. Abbott.

## TOTAL SOLIDS.

<i>Aqueous residue</i> dried between 100° C and 110° C.....	4.00 per cent.
“ “ ash.....	2.65 “

*Gum.*

One volume of the *aqueous extract* was mixed with two volumes of Squibb's stronger alcohol. The mixture was kept in a cool place for twenty-four hours, and the precipitate which had formed was collected on a weighed filter, washed with 66 per cent. alcohol, dried, and weighed. The precipitate and filter were incinerated in a weighed porcelain crucible, and the weight of the filter being deducted, the percentage of ash was determined.

Weight of precipitate by stronger alcohol yielded.....	2.0 per cent.
“ “ ash yielded.....	0.2 “

Another portion of the *aqueous extract* was precipitated by stronger alcohol, and the precipitate consisted of gum and albuminous substances. It was incompletely soluble in water. The soluble matter was gum, it was recovered from solution by evaporating the liquid to dryness. The gummy residue was almost completely soluble in cold water. It was precipitated from a concentrated aqueous solution by stronger alcohol; basic acetate of lead precipitated it as a flocculent precipitate. Borax did not thicken the gum solution, and ferric chloride and sodium chloride solutions did not precipitate it. The gum was boiled with dilute acid, and heated over a water bath with Fehling's solution which it reduced. A few drops of hydrochloric acid and stronger alcohol were mixed with the concentrated gum solution for the separation of arabin. It was not separated.

*Carbohydrates.*

The filtrate and wash alcohol from the gum precipitate were mixed, and evaporated to a syrupy consistency at a temperature of 70° to 80° C. The concentrated solution was treated with four volumes of stronger alcohol, and the resulting precipitate of *carbohydrates* rapidly filtered off. It was soluble in water. It was not precipitated from aqueous solution by basic acetate of lead, and by this means it was distinguished from vegetable mueilage. The *carbohydrates* were boiled with dilute acid, and the solution was rendered alkaline, and heated over a water bath with Fehling's solution. The latter was reduced. The percentage of *carbohydrates* as estimated, amounted to 0.2 per cent. An aqueous *carbohydrate* solution was mixed with a solution of barium in 40 per cent. alcohol. It yielded no precipitate.

*Carbohydrate Filtrate.*

The *carbohydrate filtrate* was concentrated at a low temperature in a current of carbonic acid until the alcohol was dissipated. The *residue* was examined for glucose, organic acids, saponin, and tannin. Traces of glucose were detected qualitatively by Fehling's test; the amount of cuprous oxide present was too small to estimate gravimetrically. A part of the *carbohydrate filtrate residue* was boiled with 83 per cent. alcohol, and filtered while hot. On cooling, a precipitate formed. This precipitate was identified as saponin. It was almost insoluble in stronger alcohol. Baryta-water precipitated it from aqueous solution. Its aqueous solutions frothed on shaking. When agitated with chloroform and on evaporating the chloroform solution, a light-colored residue was obtained. A few drops of concentrated sulphuric acid mixed with it gave a reddish-violet color reaction. Another portion of the *carbohydrate filtrate residue* was precipitated with neutral acetate of lead and filtered. The precipitate was suspended in water, decomposed by sulphuretted hydrogen, and the lead sulphide filtrate evaporated over a water-bath to expel all odor of sulphuretted hydrogen. The liquid was cooled and lime-water added until the reaction was alkaline to litmus. A turbidity formed when the lime-water was added to the filtrate, and was not entirely cleared on the addition of dilute acetic acid. A neutralized portion of the lead sulphide filtrate gave a yellow precipitate with a ferrous salt. Oxalic acid by these tests was indicated, and possibly other vegetable acids were present in the filtrate. The *carbohydrate filtrate residue* was examined for tannin, and with a negative result. Calcium oxalate was separated.

*Extract (2), the Wood of the Root.*

The powder used in the alcoholic maceration was thoroughly dried, and replaced in the percolator. A measured quantity of cold distilled water was allowed to percolate slowly through the powder. The *extract* was colored, and slightly acid in reaction. A definite volume of the *extract* was evaporated, dried, and weighed. A known weight of the *residue* was incinerated in a weighed covered porcelain crucible, and the ash determined. The ash was white and incompletely soluble in water.

## TOTAL SOLIDS.

<i>Aqueous residue</i> dried between 100° and 110° C.....	12.10 per cent.
“ “ ash.....	1.74 “

*Gum.*

A certain quantity of the *aqueous extract* was mixed with two volumes of stronger alcohol (Squibb's). The mixture was allowed to stand for twenty-four hours, and the

precipitate which formed was collected on a weighed filter. It was dried, and weighed. The precipitate and filter were incinerated in a weighed porcelain covered crucible, and the percentage of ash calculated.

Weight of precipitate by stronger alcohol yielded.....	1.70 per cent.
“ “ ash yielded.....	0.34 “

### *Carbohydrates.*

The filtrate and wash-alcohol from the gum precipitate were concentrated at a low temperature, and the residue was mixed with four volumes of stronger alcohol. The precipitate was rapidly filtered off, and the percentage of *carbohydrates* calculated gravimetrically in the usual way, from the amount of cupric oxide reduced from Fehling's solution. It yielded 2.75 per cent.

### *Carbohydrate Filtrate.*

A portion, representing a certain volume of the *aqueous extract*, of the *carbohydrate filtrate* was evaporated, dried, and weighed. It yielded 7.65 per cent. of the total solids of the *aqueous extract residue*. A known weight of the *carbohydrate filtrate residue* was dissolved in water and heated over a water-bath with Fehling's solution, and the amount of glucose present estimated gravimetrically from the weight of the cupric oxide. It was estimated as 4.47 per cent. Another portion of the *carbohydrate filtrate residue* was boiled with 83 per cent. alcohol. A precipitate formed on cooling, which was collected on a weighed filter, dried, and weighed. It yielded 1.98 per cent. The 83 per cent. alcohol precipitate was identified as saponin by the usual tests. The *carbohydrate filtrate residue* was precipitated by acetate of lead and the precipitate examined qualitatively for organic acids. The lead precipitate was decomposed by sulphuretted hydrogen and filtered, and the filtrate concentrated over a water-bath, and mixed with lime-water until turbid. The turbidity did not clear on adding dilute acetic acid.

The *aqueous extract* was examined for tannin, and with negative results. Calcium oxalate was present.

### *Extract (3), the Green Part of the Leaf.*

The residual powder was dried from all traces of alcohol, and cold distilled water was allowed to slowly percolate through the powder. The *extract* was colored, and slightly acid in reaction. A definite volume of the *extract* was evaporated, dried, and weighed, and the ash calculated from incinerating a known weight of the *residue*.

#### TOTAL SOLIDS.

<i>Aqueous residue</i> dried between 100° C and 110°.....	4.35 per cent.
“ “ ash.....	0.40 “



*Gum.*

One volume of the *aqueous extract* was mixed with two volumes of stronger alcohol. The precipitate was collected after twenty-four hours, washed with 66 per cent. alcohol, dried, and weighed. The precipitate and filter were incinerated, and the ash estimated.

Weight of precipitate by stronger alcohol yielded.....	0.775 per cent.
“ “ ash yielded.....	0.125 “

*Carbohydrates.*

The gum filtrate and wash alcohol were concentrated at a low temperature, and the residual liquid mixed with four volumes of stronger alcohol. The resulting precipitate was rapidly filtered and collected. The percentage of *carbohydrates* was estimated gravimetrically from a copper solution in the usual way. It amounted to 0.525 per cent.

*Carbohydrate Filtrate.*

The *filtrate* was evaporated to dryness. A part of the *residue* was boiled with 83 per cent. alcohol. On cooling, a precipitate formed. It was identified by the usual tests as saponin. Another portion of the *residue* was precipitated with basic acetate of lead. The lead precipitate was decomposed by sulphuretted hydrogen, the solution filtered, and the filtrate evaporated over a water bath until all odor of sulphuretted hydrogen was dissipated. A part of the lead sulphide filtrate was mixed with lime-water, and a precipitate formed not completely dissolved by acetic acid. The remainder of the lead sulphide filtrate was allowed to evaporate over sulphuric acid. The residue consisted of a mass of fine crystals radiating from a centre.\*

The crystals gave a very acid reaction when placed on moistened blue litmus paper. They turned black and left a residue when heated on platinum foil, and the residue was slowly dissolved by nitric or hydrochloric acid. The quantity of residue was very small, and no effervescence was observed. The melting point of the crystals was taken. A small quantity was placed in a tube with thin walls, and gradually heated: at 150° C. the substance sublimed, leaving a white, cloudy stain on the inner surface of the tube; at 190° C., this cloudy stain changed to a pale green spot, and with increasing temperature to 210° C., no further change was noted. Dry sodium carbonate was added to an aqueous solution of the crystals, and a slight effervescence was observed. Some iron was separated which possibly was in combination with the

\* The material used in this analysis of the green part of the leaf was quite dry and powdered readily. A previous examination of the *fresh leaves* gave more satisfactory quantitative results. A gum was extracted which promises to be of interest for a future study, and the crystals separated from the lead sulphide filtrate are to be further investigated.

crystalline principle. Negative results followed tests for formates, acetates, malates, tartrates, citrates, phosphates, oxalates, alkaloids, and glucosides.

The amount of glucose present in the *aqueous extract* was too small to determine quantitatively. Negative results for tannin.

#### *Extract (4), the Yellow Base of the Leaf.*

The residual powder from the alcoholic maceration was dried and replaced in the percolator. Cold distilled water was allowed to percolate slowly through the powder. The *aqueous extract* was slightly acid in reaction. A known measure of it was evaporated, dried, and weighed. The ash was determined from a part of the *aqueous extract residue*.

#### TOTAL SOLIDS.

<i>Aqueous residue</i> dried between 100° and 110° C .....	11.35 per cent.
“ “ ash .....	3.10 “

#### *Gum.*

One volume of the *aqueous extract* was mixed with two volumes of stronger alcohol. The precipitate was collected, washed with 66 per cent. alcohol, dried, and weighed. The ash was calculated from incinerating the precipitate, and deducting the filter.

Weight of precipitate by stronger alcohol yielded.....	3.850 per cent.
“ “ ash yielded .....	0.676 “

#### *Carbohydrates.*

The filtrate and wash alcohol from the gum precipitate were concentrated at a low temperature. The residual liquid was mixed with four volumes of stronger alcohol, when a precipitate formed, and was rapidly filtered off. The *carbohydrates* were dissolved in water, boiled with dilute acid, and the liquid rendered alkaline and heated over a water bath with Fehling's solution. The amount of carbohydrates was estimated gravimetrically in the usual way. It gave 2.95 per cent.

#### *Carbohydrate Filtrate.*

The *filtrate residue* was examined for glucose, and traces of it were present. The *filtrate residue* was precipitated with acetate of lead, and the lead precipitate was dissolved in water and decomposed by sulphuretted hydrogen. The lead sulphide filtrate was tested qualitatively for organic acids, and a turbidity formed on adding to the filtrate lime-water. It was not completely cleared by acetic acid.

Negative results followed tests with alcoholic methyl-violet solution for mineral acids. The *aqueous extract* contained no tannin. Calcium oxalate was determined in it.

AQUEOUS MACERATION AT A TEMPERATURE OF 50° C. TO 60° C.

*The Bark of the Root (1), the Wood of the Root (2).*

The powder (1) used in the cold water extraction was macerated with distilled water heated between 50° and 60° C. The *warm aqueous extract* (1) was cooled and mixed with three volumes of stronger alcohol. A precipitate formed, it was dried, weighed, and the percentage estimated. It yielded 0.03 per cent.\* The precipitate was dissolved in warm water. On evaporating the filtrate, a white residue was obtained. It was stained yellow by iodine.

The powder (2) from the cold water treatment was macerated in the warm water. The *warm aqueous extract* (2) was a dark colored liquid, indicating a coloring matter. A certain measure of the *extract* was evaporated, and the solids estimated. It amounted to 4 per cent. The percentage of solids precipitated from the *extract* by stronger alcohol was 0.25 per cent.

QUANTITATIVE ESTIMATION OF SAPONIN.†

The two methods of Christophsolm and Otten for the quantitative estimation of saponin were adopted. The wood of the root was examined.

*A.*—Ten grams of the original powder were boiled with distilled water. The saponin was precipitated by baryta-water. After weighing, it was ignited, and the baryta estimated as carbonate, calculated into oxide and deducted from the weight of the saponin-baryta, the difference being the weight of saponin.

*B.*—The saponin-baryta was decomposed by acid and the weight of the sapogenin was ascertained and calculated to saponin.

Several estimations were made on two specimens of the *Yucca*, collected at different times of the year.

Mean percentage, A .....	8.95 per cent.
“ “ B .....	10.40‡ “

SUMMARY IV.

*Aqueous Extracts.*

	Solids extracted	Ash.	Gum.	Ash	Glucose.	Saponin.	
						A.	B.
1. The bark of the root.....	4.00 p. ct.	2.65 p. ct.	2.00 p. ct.	0.20 p. ct.	traces	.....	.....
2. “ wood “ .....	12.10 “	1.71 “	1.70 “	0.34 “	4.47 p. ct.	8.95 p. ct.	10.40 p. ct.
3. “ green leaf .....	4.35 “	0.40 “	0.77 “	0.12 “	traces	.....	.....
4. “ yellow base of the leaf..	11.35 “	3.10 “	3.85 “	0.67 “	“	.....	.....

\* Examination for Inulin, page 87, Plant Analysis, G. Dragendorff. English translation.

† Loc. cit., page 63.

‡ Examination of the *Yucca angustifolia*, by H. C. De S. Abbott. The Medical and Surgical Reporter, Sept. 12, 1885, p. 301.

The *aqueous extracts* contained gum, albuminous substances, carbohydrates, glucose, saponin, organic acids, calcium oxalate, and no tannin, mineral acids, nor alkaloids. Arabin was not separated from gum (1). Calcium oxalate was brought into aqueous solution possibly by means of the organic acids or saponin. Needle-shaped crystals were found in *extract* (3). They did not respond to tests for formates, acetates, malates, citrates, tartrates, phosphates, oxalates, glucosides, and alkaloids.

*Aqueous extracts* of 50° C. to 60 °C. from the bark and wood of the root contained Inulin.

DILUTE CAUSTIC SODA EXTRACTS.

*Extract* (1), the Bark of the Root.

The residual powder insoluble in water was suspended whilst moist in a dilute soda solution (0.1 to 0.2 per cent). After twenty-four hours the mixture was filtered. One volume of the filtrate was acidified with acetic acid and mixed with three volumes of 90 per cent. alcohol, and allowed to stand in the cool. The precipitate was collected, washed with 75 per cent. alcohol, dried, and weighed, deducting ash. It consisted of mucilaginous substances and albuminoids.

Weight of precipitate by 90 per cent. alcohol yielded.....	0.85 per cent.
“ “ ash yielded.....	0.25 “

Lassaigne's test showed the presence of albuminous substances.

The filtrate and wash alcohol from the 90 per cent. alcohol precipitate was evaporated to dryness, and weighed, deducting the amount of soda acetate. It gave 0.24 per cent. The residue soluble in water was mixed with acetate of copper solution. A very small quantity of albuminous substances was precipitated by the reagent.

The albuminoids of the bark were estimated from the total nitrogen in one gram of the original powder. It yielded 4.75 per cent of albuminoids.

The powder insoluble in dilute soda solution was washed with distilled water. The liquid was deeply colored. It was evaporated, and the amount of solids estimated. It gave 1.3 per cent.

*Extract* (2), the Wood of the Root.

The powder insoluble in water was treated in the same way as in *extract* (1). The filtered solution was mixed with 90 per cent. alcohol in the manner described. The precipitate was estimated, deducting ash.

Weight of precipitate by 90 per cent. alcohol yielded.....	2.170 per cent.
“ “ ash yielded.....	0.256 “

The filtrate from the 90 per cent. alcohol precipitate was treated with water, and the soluble matter precipitated by copper acetate. The precipitate was collected, dried,

weighed, and ignited, the resulting oxide of copper being deducted. It yielded 0.104 per cent. of albuminoids. A current of washed carbonic acid was passed through the *dilute soda extract* to determine the presence of globulin (vitellin, myosin), and with negative results. The albuminoids were determined from the total nitrogen in the powdered wood. It amounted to 4.75 per cent. The total albuminoids in the leaves gave 9.62 per cent.

## DILUTE HYDROCHLORIC ACID EXTRACTS.

*Extract (1), the Bark of the Root.*

The powder insoluble in dilute soda was washed with water and suspended in water containing 1 per cent. of hydrochloric acid. The absence of the blue color which the starch granules assume when treated with iodine solution was determined by examining the bark under the microscope; and consequently it was not looked for in the *extract*. A qualitative test showed the presence of calcium phosphate, and calcium oxalate. A measured quantity of the *filtrate* was neutralized with ammonia and mixed with three volumes of 90 per cent. alcohol. The precipitate was collected on a weighed filter, washed with 60 per cent. alcohol, dried, and weighed. It was incinerated, and the ash deducted from the precipitate.

The precipitate yielded.....	5.20 per cent.
“ “ “ of ash.....	0.98 “
Organic substance.....	<u>4.22</u> “

The filtrate from the 90 per cent. alcohol precipitate was evaporated. The residue was composed of ammonium chloride, from the reagents employed, and an organic substance having an odor like gum benzoin. It was agitated with ether and on evaporating the solvent a white residue with an odor like benzoin was obtained. Sulphuric acid gave a red color with it. The amount of this substance was calculated. It gave 0.45 per cent.

*Extract (2), the Wood of the Root.*

The insoluble powder from the dilute soda maceration was washed with distilled water, and suspended in water containing 1 per cent. of hydrochloric acid. The same means were used as in *extract (1)* to determine the absence of starch in the wood of the root. Parabin was also absent. Calcium oxalate was detected by qualitative tests. A similar method, as employed for its estimation in *extract (1)*, was used to determine it quantitatively.

The precipitate yielded.....	0.05 per cent.
“ “ “ of ash.....	0.155 “
Organic substance.....	<u>0.150</u> “

*Extract (3), the Green Part of Leaf.*

The powder used in the dilute soda maceration was washed with distilled water and suspended in water containing 1 per cent. of hydrochloric acid. Iron and calcium phosphate were detected in the extract. The leaves were examined under the microscope, and a blue color was developed by an aqueous solution of iodine, indicative of starch granules. Starch was also present in the yellow base of the leaves.

## TOTAL QUANTITATIVE RESULTS.

	(1.) <i>The bark of the root.</i>	(2.) <i>The wood of the root.</i>	(3.) <i>The green part of leaf.</i>	(4.) <i>The yellow base of leaf.</i>
1. Moisture.....	06.78 per cent.	11.67 per cent.	08.11 per cent.	37.00 per cent.
2. Total ash.....	17.38 "	15.75 "	05.75 "	10.63 "
3. Petroleum spirit extract.....	01.24 "	00.55 "	02.20 "	01.10 "
4. Ethereal extract.....	03.16 "	01.70 "	01.25 "	01.70 "
5. Alcoholic ".....	09.25 "	14.30 "	03.80 "	04.30 "
6. Aqueous ".....	04.03 "	16.10 "	04.35 "	11.35 "
7. Dilute soda ".....	01.09 "	02.41 "	.....	.....
8. Wash residue.....	01.30 "	.....	.....	.....
9. Dilute acid extract.....	05.65 "	00.30 "	.....	.....
Total percentage.....	49.88 "	62.78 "	25.46 per cent.	66.08 per cent.
Total albuminoids estimated on powder.	04.75 "	04.74 "	09.62 "	.....
Quantitative saponin determination on powder by <i>A</i> and <i>B</i> .....	.....	<i>A</i> .	.....	.....
		<i>B</i> .		
		10.40 "		

In my paper on The Chemical Study of *Yucca angustifolia*, read at Ann Arbor, Mich., I stated what methods I had employed to separate saponin, and the properties of the compound as observed in that plant. Since which time a further study of it has induced me to withhold the notes used at Ann Arbor, from this, and to offer them, with those collected later, in a separate and more complete publication.

I am indebted to Dr. F. M. Endlich, for his courteous consideration and kindness in selecting and forwarding the fine specimens of *Yucca* which were used in these analyses, and which were grown in the neighborhood of Lake Valley, New Mexico. Within a few weeks I have received, in addition, several hundred pounds of the plant from Dr. Endlich.

The investigations described in the preceding pages were conducted in the chemical laboratory of the Philadelphia College of Pharmacy, from February to August, 1885.

ARTICLE IV.  
SYSTEMATIC CATALOGUE  
OF THE  
SPECIES OF VERTEBRATA FOUND IN THE BEDS OF THE PERMIAN EPOCH IN NORTH AMERICA  
WITH NOTES AND DESCRIPTIONS.

BY E. D. COPE.

Read May 7, 1886.

---

---

**PISCES.**

SELACHII.

THORACODUS Cope ; Proceeds. Academy Philadelphia, 1883, p. 108.

1. *T. emydinus* Cope ; l. c., 109.

JANASSA Munster.

2. *J. gurleiana* Cope ; Proc. Amer. Phil. Soc., 1877, p. 191. Eastern Illinois.
3. *J. strigilina* Cope ; Amer. Naturalist, 1881, p. 163 ; *S. linguiformis* Cope ; Proc. Amer. Phil. Soc., 1877, p. 53, not of older authors. Eastern Illinois.
4. *J. ordiana* Cope. Texas.

ORTHACANTHUS Agass.

5. *O. gracilis* Newberry. Eastern Illinois.
6. *O. quadriscriatus* Cope ; l. c., p. 192. Eastern Illinois.

DIDYMODUS Cope ; Proc. Acad. Phila., 1883, p. 108 ; Proc. Amer. Phil. Soc., 1884, p. 572.

7. *D. texensis* Cope ; *D. ?compressus* Newb., Cope, l. l. c. e. Texas.
8. *D. platypternus* Cope ; l. c. Texas.

DIPNOI.

CTENODUS Agass.

9. *C. fossatus* Cope ; Proc. Amer. Phil. Soc., 1877, p. 54. Eastern Illinois.
10. *C. gurleianus* Cope ; l. c., p. 55. Eastern Illinois.
11. *C. periprion* Cope ; Proc. Amer. Phil. Soc., 1878, p. 527. Texas.
12. *C. porrectus* Cope ; l. c. Texas.
13. *C. rabasensis* Cope ; Proc. Acad. Phila., 1883, p. 110. East Illinois.
14. *C. dialophus* Cope ; Proc. Amer. Phil. Soc., 1878, p. 528. Texas.
15. *C. pusillus* Cope ; Proc. Amer. Phil. Soc., 1877, p. 191. Eastern Illinois.

PTYXODUS Cope ; Proc. Amer. Phil. Soc., 1877, p. 192.

16. *P. vinstorrii* Cope ; Proc. Acad. Phila., 1876, p. 410. Eastern Illinois.
17. *P. paucicristatus* Cope ; Proc. Amer. Phil. Soc., 1877, p. 54. Eastern Illinois.

GNATHORHIZA Cope ; Proc. Amer. Phil. Soc., 1883, p. 629.

18. *G. serrata* Cope ; l. c. Texas.

CERATODUS Agass.

19. *C. farosus* Cope ; Proc. Amer. Phil. Soc., 1884, p. 28. Texas.

#### TELEOSTOMI.\*

ECTOSTEORHACHIS Cope ; Pal. Bull. No. 32, 1880, p. 19.

20. *E. nitidus* Cope ; l. c. Texas.

21. *E. cicconius* Cope ; Proc. Amer. Phil. Soc., 1883, p. 628. Texas.

#### BATRACHIA.

#### GANOCEPHALA.

TRIMERORHACHIS Cope ; Proc. Amer. Phil. Soc., 1878, p. 524 ; 1880, p. 54.

22. *T. insignis* Cope ; l. c., p. 524. Texas.

23. *T. bilobatus* Cope ; l. c., 1883, p. 629. Texas.

#### RHACHITOMI.

ZATRACHYS Cope ; Proc. Amer. Phil. Soc., 1878, p. 523 et infra.

24. *Z. serratus* Cope ; l. c. et infra. Texas.

25. *Z. apicalis* Cope ; Amer. Naturalist, 1881, p. 1020, New Mexico.

ERYOPS Cope ; l. c., 1877, p. 188.

26. *E. megacephalus* Cope ; l. c. *Rhachitonus valens* Cope ; l. c., 1878, p. 526. Texas.

27. *E. erythroliticus* Cope ; l. c., 1878, p. 515 (*Epicordylus*) ; Trans. Amer. Phil. Soc., 1886, Pl. I, fig. 1. Texas.

28. *E. ferricolus* Cope ; l. c., 1878, p. 521 (*Parioxys*). Texas.

29. *E. reticulatus* Cope ; Amer. Naturalist, 1881, p. 1020. New Mexico.

ACHELOMA Cope ; Proc. Amer. Phil. Soc., 1882, p. 455.

30. *A. cummingsi* Cope ; l. c., 456. Texas.

ANISODEXIS Cope ; l. c., 1882, p. 459.

31. *A. imbricarius* Cope ; l. c. Texas.

#### STEGOCEPHALI.

DIPLOCAULUS Cope ; Proc. Amer. Phil. Soc., 1877, p. 187 ; 1882, p. 451.

32. *D. salamandroides* Cope ; l. c., 1877, p. 187. Eastern Illinois.

33. *D. magnicornis* Cope ; l. c., 1882, p. 453. Texas.

#### EMBOLOMERI.

CRICOTUS Cope ; Proc. Acad. Phila., 1876, p. 405 ; Proc. Amer. Phil. Soc., 1884, p. 29.

34. *C. heteroclitus* Cope ; Proc. Acad. Phila., 1876, p. 405 ; Proc. Amer. Phil. Soc., 1884, p. 29 ; Trans. Amer. Phil. Soc., 1886, p. 247, Pl. I, figs. 7-8. *C. discophorus* Cope ; Proc. Amer. Phil. Soc., 1877, p. 186. Eastern Illinois.

35. *C. gibsoni* Cope ; Proc. Amer. Phil. Soc., 1877, p. 185. Eastern Illinois.

36. *C. crassidiscus* Cope ; Proc. Amer. Phil. Soc., 1884, p. 29 ; *C. heteroclitus* Cope ; l. c., 1878, p. 522 ; Amer. Naturalist, 1884, p. 39. Texas.

37. *C. hypnetricus* Cope ; Proc. Amer. Phil. Soc., 1884, p. 30 ; Transac. Amer. Phil. Soc., 1886, p. 253, Pl. I, figs. 2-6. Texas.

\* Owen ; Hyopomata Cope ; Teleostei et Ganoidei pars Müller.



## REPTILIA.

## THEROMORPHA.

*Clepsydrophyidae.*

? *LYSORHOPHUS* Cope ; Proc. Amer. Phil. Soc., 1877, p. 187.

38. *L. tricarinatus* Cope ; l. c. Eastern Illinois.

*ARCHLEOBELUS* Cope ; Proc. Amer. Phil. Soc., 1877, p. 192.

39. *A. rellicatus* Cope ; l. c. Eastern Illinois.

*CLEPSYDROPS* Cope ; Proc. Acad. Phila., 1876, p. 401.

40. *C. colletii* Cope ; l. c. p. 407. Eastern Illinois.

41. *C. rinslowii* Cope ; Proc. Amer. Phil. Soc., 1877, p. 62. Eastern Illinois.

42. *C. pedunculatus* Cope ; l. c., p. 63. Eastern Illinois.

43. *C. natalis* Cope ; Proc. Amer. Phil. Soc., 1878, p. 509. Texas.

44. *C. macrospondylus* Cope ; l. c., 1884, p. 35. Texas.

45. *C. leptocephalus* Cope ; l. c., 1884, p. 30. Texas.

*DIMETRODON* Cope ; Proc. Amer. Phil. Soc., 1878, p. 512 ; l. c., 1880, p. 42 et infra.

46. *D. gigas* Cope ; l. c., 1878, p. 513 ; l. c. 1880, p. 44. Texas.

47. *D. incisivus* Cope ; l. c. Texas.

48. *D. rectiformis* Cope ; l. c., p. 514. Texas.

49. *D. semiradicatus* Cope ; Bull. U. S. Geol. Surv. Terrs., 1880 (81).

*NAOSAUROS* Cope ; Amer. Naturalist, 1886, p. 545 et infra.

50. *N. cruciger* Cope ; *Dimetrodon cruciger* ; Proc. Amer. Phil. Soc., 1880, p. 44 ; Amer. Naturalist, 1878, p. 830. Texas.

51. *N. claviger* Cope ; Amer. Naturalist, 1886, p. 545 et infra. Texas.

52. *N. microdus* Cope ; l. c., 1886, p. 545 ; *Edaphosaurus microdus* Cope ; Proc. Amer. Phil. Soc., 1884, p. 37. Texas.

*THEROPLEURA* Cope ; Proc. Amer. Phil. Soc., 1878, p. 519, 1880, p. 40.

53. *T. retroversa* Cope ; l. c. Texas.

54. *T. uniformis* Cope ; l. c., 1878, p. 519 ; 1880, p. 40. Texas.

55. *T. triangulata* Cope ; l. c., 1878, p. 520. Texas.

56. *T. obtusidens* Cope ; l. c., 1880, p. 41. Texas.

*EMBOLOPHORUS* Cope ; l. c., 1878, p. 518.

57. *E. fritillus* Cope ; l. c. Texas.

58. *E. dollorians* \* Cope ; Proc. Amer. Phil. Soc., 1884, p. 43, Pl. I, figs. 4-5. Texas.

*EDAPHOSAURUS* Cope ; Proc. Amer. Phil. Soc., 1882, p. 448.

59. *E. pogonias* ; l. c., 449. Texas.

*Pariotichidae.*

*PARIOTICHUS* Cope ; Proc. Amer. Phil. Soc., 1878, p. 508.

60. *P. brachyops* Cope ; l. c. Texas.

61. *P. megalops* Cope ; l. c., 1883, p. 630. Texas.

*ECTOCYNODON* Cope ; l. c., p. 509.

62. *E. aguti* Cope ; l. c., 1882, p. 451. Texas.

63. *E. ordinatus* Cope ; l. c., 1878, p. 508. Texas.

64. *E. incisivus* Cope, infra. Texas.

*PANTYLUS* Cope ; Bull. U. S. Geol. Surv. Terr., 1881 (80).

65. *P. cordatus* Cope ; l. c. Texas.

\* Dedicated to Dr. L. Dollo, the distinguished palaeontologist of the Royal Museum of Brussels.

*Bolosauriæ.*

BOLOSAURUS Cope ; Proc. Amer. Phil. Soc., 1873, p. 506.

66. *B. striatus* Cope ; l. c. Texas.

CHILONYX Cope ; l. c., 1883, p. 631.

67. *C. rapidens* Cope ; l. c. Texas.

*Incertæ sedis.*

METARMOSAURUS Cope ; Proc. Amer. Phil. Soc., 1878, p. 516.

68. *M. fossatus* ; l. c. Texas.

*Dialectidæ* Cope.

Pal. Bull. No. 32, 1880, p. 8.

DIADECTES Cope ; Proc. Amer. Phil. Soc., 1878, p. 505.

69. *D. sideropelicus* Cope ; l. c. Texas.

EMPEDIAS Cope ; Proc. Amer. Phil. Soc. ; *Empedoetes* Cope ; Proc. Amer. Phil. Soc., 1878, p. 516 ; 1880, p. 634.

70. *E. phaseolinus* Cope ; Pal. Bull. No. 32, 1880, p. 9. Texas.

71. *E. alatus* Cope ; l. c. Texas.

72. *E. latibuccatus* Cope ; l. c. Texas.

73. *E. molaris* Cope ; Pal. Bull. No. 32, 1880, p. 10. Texas.

74. *E. fissus* Cope ; Proc. Amer. Phil. Soc., 1880, p. 634. Texas.

HELODECTES Cope ; Pal. Bull. 11, No. 32, p. 11.

75. *H. paridens* Cope ; l. c. Texas,

76. *H. isaaci* Cope ; l. c., p. 12. Texas.

## SYNOPSIS OF THE SPECIES.

PISCES.	Gen.	Species.
<i>Selachii,</i>	5	8
<i>Dipnoi,</i>	4	11
<i>Teleostomi,</i>	1	2
BATRACHIA.		
<i>Ganocephala,</i>	1	2
<i>Rhachitomi,</i>	4	8
<i>Stegocphali.</i>	1	2
<i>Embolomeri,</i>	1	4
REPTILIA.		
<i>Therionorhhi,</i>	15	39
Total,	32	76

The only catalogue of this fauna hitherto published appeared in the American Naturalist for February, 1881, p. 162. In that list fifty-one species were enumerated.

CTENODUS VABASENSIS Cope ; Proc. Phila. Academy, 1883, p. 110.

Two fine teeth received from Mr. W. F. E. Gurley, from Danville, Illinois, probably belong to this species, their anterior crests being perfect. They are proven to be produced forwards as in *C. porrectus* Cope. One of the specimens agrees with

the type in the number of its crests, while the second, which is a little larger, has them  $7\frac{1}{2}$  instead of  $6\frac{1}{2}$ .

ERYOPS PLATYPUS Cope. *Ichthyacanthus platypus* Cope; Proc. Amer. Phil. Soc., 1877, p. 574.

A reëxamination of the type specimen of this species from the Coal Measures of Ohio, preserved in the museum of Columbia College, New York, enables me to refer this species to the Rhachitomi. The neural spines are distinct, showing that it belongs, probably, to the Eryopidæ. As the skull is not preserved I cannot determine the genus positively, but refer it for the present to Eryops. I append a figure of the posterior foot, which displays the characters of the tarsus of this group for the first time. The number of tarsals is as in a Theromorph reptile, except that two elements represent the enboid bone, as in the reptile *Stereosternum tumidum* Cope; giving five elements in the distal tarsal row. There is but one centrale and no intermedium. Two fragments of caudal vertebræ adhere to the specimen (marked *cv* in the accompanying cut). The lettering of the cut is as follows: *Fi*, fibula; *F*, fibulare; *T*, tibiale; *c*, centrale; I-V, tarsalia.



ZATRACHYS SERRATUS Cope; Proceedings of the Amer. Philos. Soc., 1878, p. 523; American Naturalist, 1884, p. 36.

This species has been thus far certainly known from a portion of the maxillary bone only. Analogy of general characters led me to associate with it a second species under the name of *Z. apicalis*. This form was clearly rhachitomous, so that in the American Naturalist, as above cited, I referred the genus *Zatrachys* to the family of the Eryopidæ.

A skull of the *Z. serratus* having come to hand, I am able to give some of its characters. These indicate that the position assigned to it as above is correct, and that it represents a genus different from any of the others of the family so far as our present understanding of the characters goes.

There are two approximated occipital condyles. There is no distinct basi-occipital bone distinguishable, and it is possibly wanting. The palatopterygoid arch is convex outwards, keeping near the maxillary bone, and separated from the parasphenoid by a wide foramen. The intercalare forms a prominent angle on each side of the cranial table. The occipital aspect of the skull displays fontanelles between two ascending portions of the exoccipitals, one of which bounds the foramen magnum, and the other the intercalare. The latter has a superior and inferior posterior angle which are sepa-

rated by a notch. The posterior part of the quadratojugal arch forms a wide roof or ledge overhanging the lower jaw. The teeth are small, acute, and close together. The median and anterior teeth are unknown, as the anterior half of the skull is wanting. The angle of the lower jaw projects little or not at all beyond the cotylus. The condyle of the quadrate is narrow and little distinguishable. Between the intercalare and the transverse process of the parasphenoid, is the deep tympanic chamber. It is traversed on one side of the specimen by a curved club-shaped bone, with the larger end truncate and internal. Its tissue is very spongy. It may be the columella auris, but its slender external extremity appears to be continuous with the os intercalare. This may, however, be due to the mode of preservation.

The surface of the skull has a dense reticulated sculpture, which is in places radiated. It is especially pronounced along the external border of the quadratojugal arch where it develops nodules which are arranged in a serrate manner. There is a pronounced fossa in front of each orbit, which is bounded within by a convex ridge extending forwards from the orbit. Between these ridges is another deep fossa of the middle regions, whose posterior border is in line with the anterior edge of the orbits. The cranial wall is here very thin. On each side of the supraoccipital bone a sharp process projects backwards and inwards forming a short horn. I do not imagine that the value of this character is more than specific. The external face of the mandible is sculptured, the sculptured surface presenting an obtuse angle upwards, and leaving a narrow smooth face anterior and posterior to the angle.

	<i>Measurements.</i>	<i>M.</i>
Width of skull posteriorly,		.138
“ between intercalare bones inclusive,		.062
“ “ occipital processes “		.019
“ “ orbits,		.039
Diameters of orbits	{ anteroposterior,	.017
	{ transverse,	.020
Elevation of occiput from foramen inclusive,		.010
Width of parasphenoid behind transverse processes,		.024

This cranium presents a curious mixture of defective and excessive ossification. Its form is more depressed than any others of the family. I await the discovery of its anterior regions with interest.

#### ECTOCYNODON INCISIVUS, sp. nov.

A nearly complete but somewhat distorted cranium represents this species. It presents the generic characters of roofed temporal fossæ, sculptured cranial bones without lyra, and an elongated tooth near the middle of the maxillary series.

The muzzle is quite prominent, a character somewhat exaggerated in the specimen by pressure. The nostrils are large, lateral in direction, and situated close to the end of the muzzle. The orbits are subround, of medium size, and look mainly upwards in the present condition of the specimen. One of the most important peculiarities of the species is the disproportionately large size of the first or anterior incisor or premaxillary tooth. The crown is conical and nearly straight, with an acute apex slightly posterior to the central point. Its section at the base is slightly angulate. The two other premaxillary teeth are much smaller, the third quite minute and with a sharp apex.

There are three maxillary teeth separated by rather wide interspaces anterior to the large tooth which gives character to the genus. The latter is abruptly large, but not equal in dimensions to the large first incisor. Posterior to it the maxillary teeth are closely placed, and with obtuse crowns. They commence very small, and increase in size posteriorly. At a point where the palatine or ectopterygoid, as the fact may be, joins the maxillary, the tooth-bearing surface is wide, and supports four rows of small obtuse-crowned spaced teeth of equal size. This dental patch is triangular, with its long angles extending anteriorly and posteriorly. The latter angle terminates a little posterior to the middle of the orbit. The teeth have a small axial pulp cavity, and the dentine is perfectly simple.

The head sculpture is well defined, and is reticulated in pattern.

<i>Measurements.</i>	<i>M.</i>
Length from end of muzzle to posterior border of orbit,	.054
Transverse diameter of orbit,	.016
“ “ “ interorbital space,	.020
Length from end of muzzle to orbit,	.034
Vertical diameter of nostril,	.008
Vertical depth of maxillary in front,	.013
Length of first premaxillary tooth,	.0065
Transverse diameter of do.,	.0038
Distance between first incisor and large maxillary teeth,	.013
Distance from large maxillary tooth to posterior angle dental patch,	.024
Width of dental patch,	.0105
Elevation of a posterior tooth,	.0015

This species is intermediate in size between the *E. ordinatus*, which is small, and the *E. aguti*, which is large. In its disproportionate inequality in the size of its teeth, it differs from the latter; while the former has larger orbits and a different sculpture, besides having half the linear measurements. The sculpture of the *E. ordinatus* is in parallel ridges, enclosing minute deep punctiform pits between them.

The characters of this species confirm the propriety of my proposition that *Pantylus*, *Ectocynodon* and *Pariotichus* are members of a single family which differs from the *Clepsydropidæ* in the overroofing of the temporal fossa.\*

#### DIMETRODON SPECIES.

My last account of this genus was published in the Proceedings of the American Philosophical Society, 1880, p. 42. Since that time additional material has enabled me to develop more fully the characters of this singular type.

*Ribs.*—In this genus and in *Naosaurus* the sacral ribs are present as in *Batrachia*. They are short, and vertically compressed, forming a wedge-like body.

*Vertebrae.*—I have at various times described the extraordinary development of the neural spines of the dorsal vertebræ in the genus *Dimetrodon*, which belongs to the *Clepsydropidæ*, one of the carnivorous families of the Saurian order *Theromorpha*. The dentition of these animals is of the most formidable character, consisting of compressed finely serrate teeth on the maxillary and dentary bones mingled with huge conic tusks on the middle of the maxillary anterior end of the dentary, and occupying the entire alveolar face of the premaxillary. The huge neural spines formed an elevated fin on the back. In a medium-sized specimen of *Dimetrodon incisivus*, where the vertebral body is 35 mm. in length, the elevation is 900 mm. or twenty and a half times as great. The apex of the spine in this species is slender, and apparently was flexible. Its utility is difficult to imagine. Unless the animal had aquatic habits, and swam on its back, the crest or fin must have been in the way of active movements. Accordingly the spines are occasionally found distorted by union of surfaces of fracture. The limbs are not long enough nor the claws acute enough to demonstrate arboreal habits as in the existing genus, *Basiliscus*, where a similar crest exists.

*Sternum.*—A singular bone which I can only regard as this element accompanies a fragmentary skeleton of the *D. incisivus* or *D. gigas*; and other examples occur with other specimens.

The anterior two-fifths of the bone is nearly square, and slightly concave above, with three angles, one at each side and one anterior; the rest contracts posteriorly into a long, narrow, flattened shaft, which constitutes three-fifths of the length. This portion is depressed, so that the transverse section is lenticular. The lateral edges are acute, and without articular facets of any kind. The distal extremity is first grooved, and then fissured, each half terminating in an obtusely narrow apex which is applied to the other half. The surface of this part of the element is longitudinally grooved both above and below.

\* See Proceedings Amer. Philos. Soc., 1883, p. 631.

*Clavicles*.—The clavicles in the genus *Dimetrodon* are well developed elements. They consist of a vertical narrow and a horizontal expanded portion. The anterior border of the bone is rounded; the internal border is serrate or semidigitate. If the latter unites with the episternum by suture it must be by a very open one. This portion is more expanded than in the monotreme mammalia; while the episternum is more produced posteriorly. The type of structure of this part of the scapular arch is less mammalian than is that of *Empedias* above referred to, but is not far removed from the latter.

*Posterior foot*.—A posterior foot of a species of Pelycosaurian, from New Mexico, displays the characters more perfectly than any specimen in my collection. It confirms the inferences I have derived from the posterior foot of *Clepsydrops natalis* Cope, as to the mammalian affiliations of this order of reptiles. Thus it has the same number of tarsal bones distributed in the same manner. That is an astragalus and a calcaneum in the proximal series; then a navicular distad to the astragalus, which is succeeded by three cuneiform bones. Distad to the calcaneum is but a single bone, the cuboid. The specimen described differs in some important particulars from that of the species above mentioned. Thus the astragalus and navicular together are as long as the calcaneum, while in the *C. natalis*, the calcaneum and astragalus have equal lengths. It is possible that there are but four digits in the posterior foot; at least I can only find one metatarsal in connection with the cuboid. The internal edge of the astragalus is broken away, so that the presence of the spur or a homologous digit cannot be substantiated.

As the astragalus of *Dimetrodon* is closely similar to that of *Clepsydrops*, the species now described does not enter that genus. The rather numerous vertebrae which accompany it resemble, on the other hand, those of *Theropleura*, and it may be that they belong to a species of that genus. By comparison of the plate, with the cut given under the head of *Eryops platypus*, the difference between that type and this may be perceived.

The lettering of the figure is as follows: *As.*, Astragalus; *Ca.*, Calcaneum; *Cu.*, Cuboid; *Na.*, Navicular; *Enc.*, Entocuneiform; *Msc.*, Mesocuneiform; *Ecc.*, Ectocuneiform; I-IV, Metatarsals.

NAOSAURUS CLAVIGER Cope. American Naturalist, June, 1886.

*Char. gen.*—*Naosaurus* differs from *Dimetrodon* only in the presence of transverse processes on the neural spines.

The above named very peculiar species is congeneric with the Saurian described under the name of *Dimetrodon cruciger* Cope. The neural spines are not quite so ele-

vated as in the *D. incisivus*, but they are more robust, and have transverse processes or branches which resemble the yard-arms of a ship's mast. In a full-sized individual, the longest cross-arms, which are the lowest in position, have an expanse of two hundred and sixty millimeters, or ten and a quarter inches, while the spine has about the height of five hundred millimeters (19.75 inches), the body being 60 mm. long. The animal must have presented an extraordinary appearance. Perhaps the yard-arms were connected by membrane with the neural spine or mast, thus serving the animal as a sail, with which he navigated the waters of the Permian lakes.

The three species of *Naosaurus* differ as follows :

I. Neural spines distally cylindric.	
Distal transverse processes represented by tuberosities,	<i>N. cruciger.</i>
II. Neural spines distally dilated and compressed.	
Palatine teeth small, widely spaced,	<i>N. claviger.</i>
Palatine teeth large, closely packed,	<i>N. microdus.</i>

*The skull.*—One of the best preserved skeletons of the *N. claviger* includes a skull, but the extremity of the muzzle is unfortunately wanting. The median line rises forwards so that the convexity of the top of the muzzle is higher than the posterior parts of the skull, whose profile descends rapidly. This throws the orbit far back and gives the animal a peculiar appearance.

The orbit is nearly round, the superciliary border being arched. Anterior to it is a large anteorbital fossa bounded by a longitudinal ridge above. Above the ridge is a longitudinal groove, which is separated from that of the opposite side by a narrow ridge only. The quadrate bone is large and laminiform, and is truncate above, having a good deal the shape of the corresponding bone in a fish. The parietal buttress is produced downwards and backwards, and is in contact with the superior third of its posterior border. Beneath and within it is a narrow opisthotic. The pterygoid is large, and is distally vertically compressed. Anteriorly it becomes flattened so as to be horizontal, and is studded with small conical teeth rather distantly placed.

The transverse series of palatine teeth on a massive Z-shaped bone, seen in the *D. incisivus*, is not preserved in this specimen, but the explanation of the structure is furnished by a specimen of the *Dimetrodon semiradicatus* Cope, of which a second specimen has been found by Mr. Cummins. Here the palatine bones with their teeth are preserved. They are not so massive as in the *D. incisivus*. Posteriorly they pass into the longitudinally flattened part without interruption by suture, so that I suspect that this part is to be referred to the palatine rather than to the pterygoid bone. It is studded with small teeth, but they are not nearly so numerous as in the *N. cruciger*.



These specimens show that the species I named *Edaphosaurus microdus*\* must be placed in *Naosaurus*, where it represents the second species with transverse processes on the dorsal neural spines. The teeth of the palatine patch in this species are larger and more closely placed than in the *D. cruciger*. The distinction between the two species in the form of the apices of the neural spines, to which I referred in my description (l. c.) holds good; but the *N. claviger* has them dilated anteroposteriorly nearly as in the *D. microdus*.

*Vertebrae*.—A large series of these is preserved, and they show many interesting characters. The intercentra are not distinct in the anterior part of the column, but are separated posteriorly and in the sacrum. The centra are compressed and have an acute inferior heel. The neural spines are moderately compressed below the first transverse processes; above this point they are anteroposteriorly oval in section. The distal half is compressed. They expand to a point below the apex, where the anterior edge extends obliquely backwards to the summit. A short corresponding oblique edge truncates the posterior superior angle. The medullary cavity of the spine is not closed at the apex. On several of the vertebrae the lowest transverse process is double, but the sides of the same vertebra differ from each other in this respect in some instances.

The two sacral vertebrae are not coossified, and the zygapophyses are well developed and distinct, as are the intercentra. The latter are flat, and but little developed in the upward direction. The neural spines are rather elevated and slender. They are compressed without cross-processes, and the apex of the spine has small tubercles.

*Ribs*.—The ribs are long and well curved, and are moderately compressed on their proximal half, and cylindric for their distal. The head is well distinguished from the tubercle as in the manner of a mammal. That is, the tubercular surface is sessile on the convexity of the rib, and not pedunculate. In this respect these ribs differ from the usual form of two-headed reptilian ribs. The head is so long on the anterior dorsal vertebrae, as to articulate with the posterior edge of the vertebra in front of the one with which its tubercle articulates. It becomes shorter on the posterior parts of the column, articulating with the edge of the rib which supports the tubercle. On the caudal series the head is retracted so as to be close to the tubercular articulation, which is the most extensive, and which is deeply notched on one of its faces. This gives the appearance of a three-headed rib in this genus and in *Dimetrodon*.

\* Proc. Amer. Philos. Soc., 1881, p. 37.

Besides the skull, the vertebræ and the ribs, I cannot yet positively identify the skeleton of this species.

<i>Measurements.</i>	<i>M.</i>
No. 1. (Skull.)	
Depth of muzzle at sixth tooth from last,	.172
Length of skull posterior to same tooth,	.232
Diameters of orbit { anteroposterior,	.057
{ vertical,	.056
Vertical depth from line of eyebrow to end of quadrate,	.200
Width of condyles of quadrate,	.050
Diameters of crown of sixth tooth { vertical,	.028
{ anteroposterior,	.014
{ transverse,	.011
Thickness of maxillary bone at sixth tooth,	.022
No. 2. (Vertebræ, probably of No. 1.)	
Diameters of dorsal neural arch, with zygapophyses { anteroposterior,	.064
{ transverse (posterior),	.036
Diameters of neural spine near base { anteroposterior,	.033
{ transverse,	.027
No. 3. (Vertebræ.)	
Diameters centrum dorsal vertebra { anteroposterior,	.039
{ transverse,	.034
{ vertical,	.035
Expanse prezygapophyses do.,	.041
"    diapophyses do.,	.082
Elevation of neural spine to first process,	.024
Transverse diameter of process,	.025
Diameters neural spine at process { anteroposterior,	.030
{ transverse,	.028
Length of the two sacral vertebræ,	.084
Elevation of neural canal of do.,	.010
"    "    "    spine of do.,	.084
Length of rib on outside of curve,	.260
"    "    head of rib,	.045
Transverse diameter of rib just beyond tubercle,	.017
Anteroposterior do.,	.020

?SPUR OF A PELYCOSAURIAN.

In Plate III, fig. 7, is represented the basal part of a bone which has the form and characters of a metapodial of one of the Clepsydripidae. It differs from all of these which have come under my notice in the burred or serrate character of the border of the proximal extremity. I do not know of any genus which is likely to have such a metapodial of the usual series. The first of the series, which articulates with



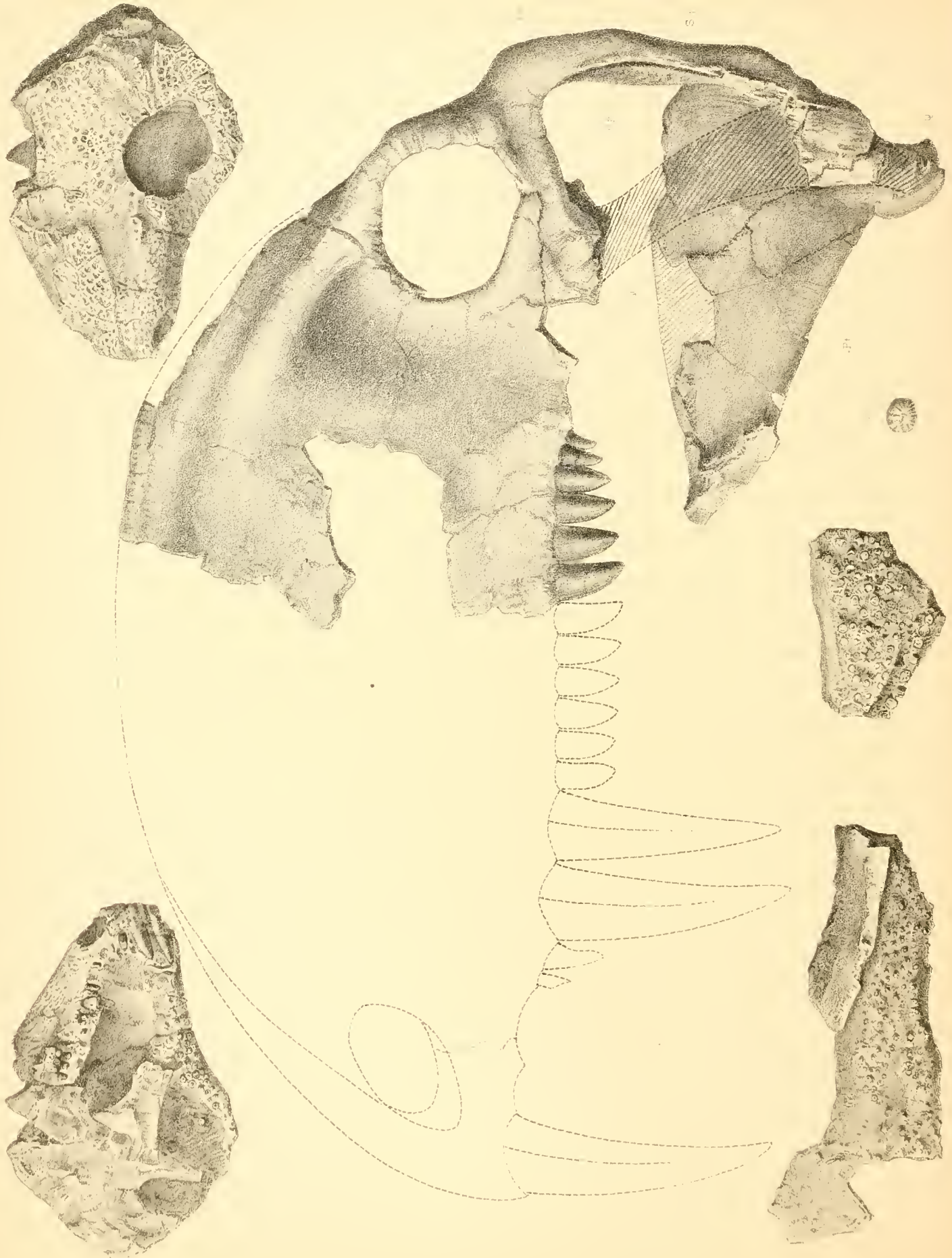
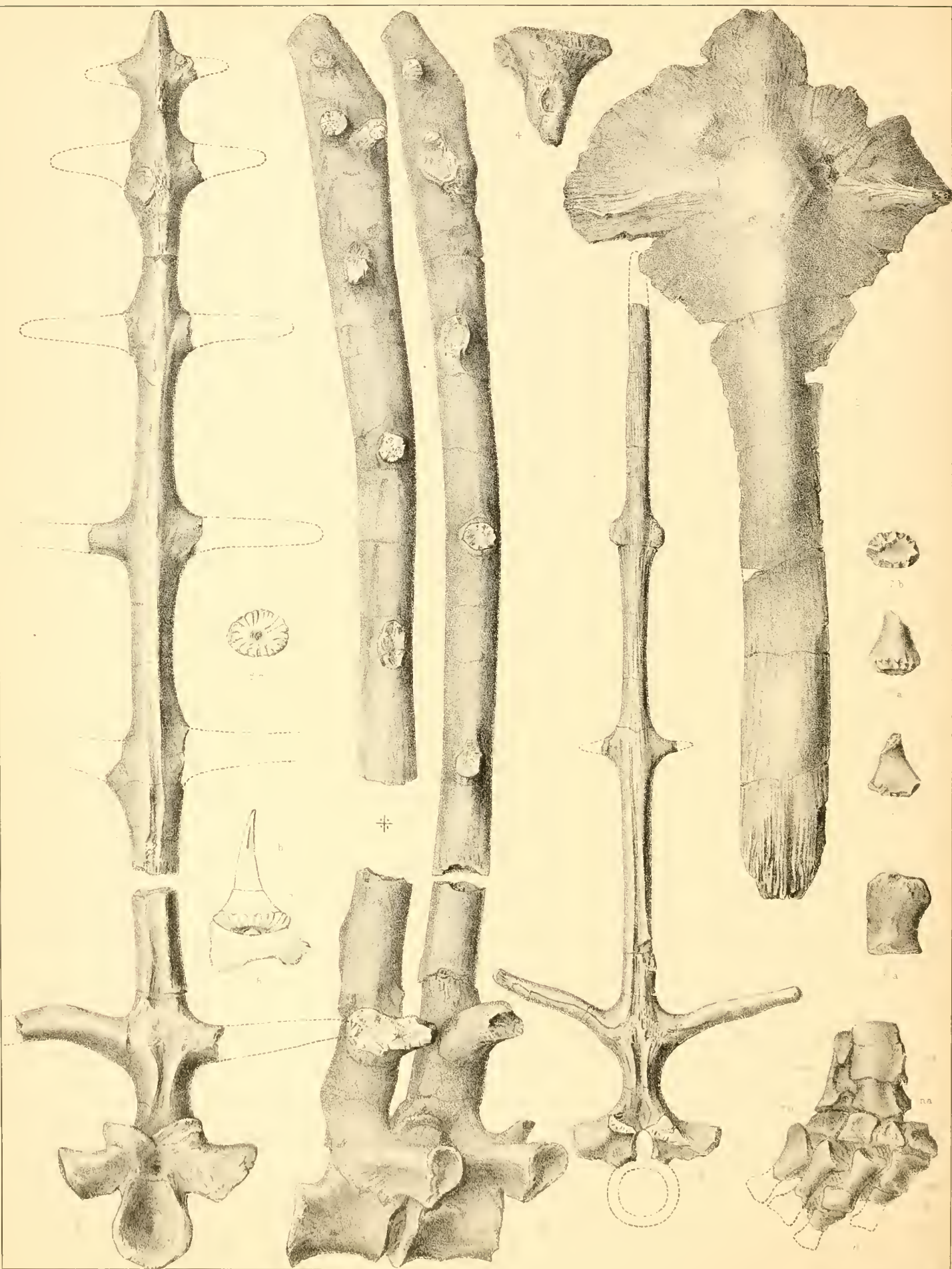


PLATE 12. 1. W. H. CLAVIGER  $\frac{1}{2}$  -  $\frac{3}{4}$ . 2. H. MICRILUS  $\frac{1}{4}$ . 3. do. 4. 4-5 ECTOCYNODON IN LISIVUS  $\frac{1}{4}$





1. STEM OF *AVARUS* - METAFICIAL - 4 N. METR. TIME 1. (DON) 2. *THEOPLEURA* 3. METAFICIAL 4. *FIANTUS*

the distal part of the astragalus has, however, not yet been discovered, and this bone may be that missing piece. Some probability attaches to this identification from the fact that the corresponding element in *Ornithorhynchus* (Pl. III, fig. 8), is burred in the same manner at its proximal extremity. The present piece is, however, longer than the bone of *Ornithorhynchus*, and has much more the usual character of a metatarsal. It is not perforate at the base, and has only the usual medullary cavity. It is flat on one side, and convex on the other. It must, however, be regarded as probable that from a more or less normal metatarsal, the basal bone of the spur of *Ornithorhynchus* has been derived; the spur proper representing one or more phalanges.

That the posterior foot of Vertebrata includes six toes is maintained by Baur. This is confirmed by the presence of a digit within the hallux in various *Batrachia Amura*. In *Rana catesbeiana* this digit has three segments, a metatarsal and two phalanges, the former resting directly on the astragalus. This digit appears to have been present in the *Clepsydropidæ*.

## EXPLANATION OF PLATES.

### PLATE II.

Figs. 1-2. *Naosaurus claviger* Cope. From the Permian formation of Texas.

Fig. 1. Posterior part of skull, left side; one-half natural size. Restored from skulls of *N. cruciger* and *Dimetrodon incisivus*. *Pa*, Parietal bone; *J*, jugal; *QJ*, Quadratojugal; *Opo*, Opisthotic; *Sq*, Squamosal; *Q*, Quadrate; *Pt*, Pterygoid.

Fig. 2. Part of palatopterygoid arch of the same from below; three-quarters natural size.

Fig. 3. *Naosaurus microdus*, part of palatopterygoid arch from below; three-quarters natural size.

Figs. 4-5. *Ectocynodon incisivus*, skull; from the Permian formation of Texas; natural size.

Fig. 4. From above.

Fig. 5. From below.

### PLATE III.

Figs. 1-2. *Naosaurus claviger*, dorsal vertebrae; one-half natural size.

Fig. 1. Front view.

Fig. 2. Right side.

Fig. 3. *Naosaurus cruciger*, neural arch and spine, from front; one-half natural size; centrum in outline.

Fig. 4. *Naosaurus microdus*, distal view of distal end of neural spine; three-fourths natural size.

Fig. 5. *Dimetrodon?* sp., sternum, inferior face.

Fig. 6. *Therophoua* sp.?, part of posterior foot, three fourths natural size. *As*, Astragalus; *Ca*, Calcaneum; *Na*, Navicular; *Cu*, Cuboid; *Eec*, Ectocuneiform; *M*, Mesocuneiform; *Enc*, Entocuneiform; phalanges partly restored.

Fig. 6a. Calcaneum, anterior view.

Fig. 7. Supposed first metatarsal of Pelycosaurian, twice natural size; 7 and 7a, opposite lateral views, b, proximal end.

Fig. 8. *Ornithorhynchus anatinus*, internal digit or spur, from Owen, Anatomy of Vertebrata, ii, fig. 199; a, metatarsal; b, phalange; c, metatarsal, proximal view.

## ARTICLE V.

### SYNOPSIS OF THE VERTEBRATE FAUNA OF THE PUERCO SERIES.

BY E. D. COPE.

Read before the American Philosophical Society, January 20, 1888.

The Puerco formation rests on the Laramie in Northwestern New Mexico and Southwestern Colorado, and is largely covered by the Wasatch Eocene in both regions. It was discovered by the writer in 1874 at its eastern outcrop of about 500 feet thickness, and was identified by Endlich and Holmes in Colorado in 1876, where the thickness reaches 1000 to 1200 feet. On the San Juan river its thickness is 700 feet, while at its western outcrop south of that river, its thickness is 800 or 900 feet. While the formation possesses lithological peculiarities, no clue to its importance in geologic chronology was known until the discovery of vertebrate remains was made in 1880, by Mr. David Baldwin. With the evidence derived from this material, the writer has been able to interject into the series of epochs of geological time a period which must have possessed many peculiarities, and which differed in such important essentials from those which preceded and from those that followed it, that an immense interval between them is proven to have existed, such as had not been previously suspected. The rich fauna which it contains displays characters which indicate other discoveries yet to be made before connections with other epochs both prior and subsequent can be known.

The vertebrate fauna includes up to the present date one hundred and six known species. Four species of Mollusca have been discovered, which have been determined by Dr. C. A. White of the U. S. National Museum. They are *Unio rectoides* White; *Helix adipis* White; *H. macinientensis* White, and *Pupa leidy* Meek. The first named is found in the Wasatch, and the last in the ? Bridger; the two other species are peculiar. Besides these the only other indication of organic life at that period is petrified wood of undetermined trees, which is quite abundant.



The character of the vertebrate fauna is indicated by the following table:

Reptilia.....	12
Crocodylia.....	3
Testudinata.....	5
Rhynchocephalia.....	3
Ophidia.....	1
Aves.....	1
Mammalia.....	93
? Marsupialia.....	11
Bunotheria.....	52
Taniodonta.....	3
Creodonta.....	49
Taxeopoda.....	28
Quadrumana.....	24
Condylarthra.....	24
Amblypoda.....	2
Total.....	106

In 1874 the writer advanced the proposition that the ancestors of modern placental Mammalia would be found to be "plantigrade pentadactyle bunodonts." This anticipation was partly realized in the fauna of the Wasatch epoch subsequently discovered, but is completely so in the characters of the Mammalia of the Puerco epoch. All the placentals, and probably the implacentals also, were "plantigrade pentadactyle bunodonts." More than this the placentals nearly all present the primitive type of dentition of the maxillary series, since the superior molars are nearly all of the tritubercular type. But four species out of the eighty-two placentals are quadritubercular. In the inferior molars the tuberculo-sectorial, or quinetubercular type of dentition, is extensively prevalent, but not so generally so as the superior tritubercular. Thus of the eighty-two placentals sixty-four present the primitive type.

In its relations to other faunæ, the Puerco is totally distinct as to species. No determined species came to it from an earlier epoch, and none continued after it. Of genera not widely distributed in time, one of lizard-like Rhynchocephalia, *Champsosaurus*, comes over from the Laramie, with a genus of tortoises, *Compsemys*. Another genus of tortoises, *Chelydra*, probably commences at this epoch, to continue through the European Miocenes to the present time, since it still exists in North America. Among Mammalia, two genera only continue later. *Didymictis* is found in the Wasatch and Bridger formations, and *Chriacus* in the Wasatch. Not only this, but the entire family of the Periptychidæ ceased at the close of the Puerco. The same is true of the Amblypod family Pantolambdidæ. One of the most important features of the fauna is, however, the presence of eleven species of the ? Marsu-

pialia Multituberculata, a suborder which commenced in the Triassic age, and which terminated its existence so far as the Northern hemisphere is concerned with the end of the Puerco epoch. This series of animals gives a Mesozoic character to the fauna, which is not necessarily counterbalanced by the characters of the remaining types. The placentals are in all probability those which existed during the latter part of Mesozoic time, and the absence of some of the forms of the Eocene increases the weight of the impression thus produced. Thus two orders universally present in the Eocenes, the Perissodactyla and the Rodentia, are wanting from the Puerco.

In conclusion it may be safely asserted that in the Puerco fauna we find the ancestors of the species of Eocene and of later times. In the Tæniodonta we get ancestors of Tillodonta and probably of Rodentia and Edentata. In Creodonta we get the ancestors of the Carnivora, in the family of the Miacidæ. In the Condylarthra we get the ancestors of the Diplarthra and Amblypoda, and in the Puerco Amblypoda the ancestors of those of the following epochs. Hence the investigation of this fauna possesses an especial interest for the mammalogist and for the evolutionist, as well as for the geologist proper.

I give first a list of the species, and then give descriptions of new species, with the osteology of such as the material permits.

In describing the dentition I have, after consultation with my friend Professor W. B. Scott, of Princeton, followed the method of enumeration of premolar teeth introduced by Kowalevsky, and adopted by Schlosser. In this method the premolar teeth are counted from behind forwards, so that the one usually enumerated as number four becomes number one, and *vice versa*.

The only catalogue of the Vertebrata of the Puerco which has appeared was published in the Proceedings of the American Philosophical Society for 1882, beginning at page 461. Since that time the following publications relating to that fauna have appeared:

First Addition to the Fauna of the Puerco Eocene. By E. D. Cope, *loc. cit.*, 1883, Jan., p. 545.

Second Addition to the Knowledge of the Fauna of the Puerco Epoch, *loc. cit.*, 1883, Dec., p. 309.

On Some Fossils of the Puerco Formation. Proc. Acad. Nat. Sci. Phila., 1883, p. 168.

The Tertiary Vertebrata of the West. Report U. S. Geol. Surv. Terrs., F. V. Hayden, Vol. III, Feb., 1885.

On Some New Tæniodonta of the Puerco. Amer. Naturalist, 1887, p. 469.

The Marsupial Genus *Chirox*, *loc. cit.*, 1887, p. 566.

The present enumeration brings together all the species hitherto described, and adds a number of new ones. The whole number, it will be observed, reaches 106, which are referred to thirty-four genera.

Information at present available indicates that there is some faunal difference

between the lower and upper beds of the formation. I give a list of species which have been found in the lower part of the formation only, and leave for future research to determine whether they occur in the upper part of the formation or not :

MARSUPIALIA.	<i>Neoplagianlux americanus.</i>
	<i>Polymastodon ludensis.</i>
	“ <i>attenuatus.</i>
	“ <i>latimolis.</i>
CREODONTA.	<i>Hemiganus otariidensis.</i>
	<i>Onychodectes tisonensis.</i>
	<i>Miocænus pentacus.</i>
	“ <i>bathygnathus.</i>
	“ <i>crassiuspis.</i>
	“ <i>coryphæus.</i>
	“ <i>gaudrianus.</i>
	“ <i>filholianus.</i>
	“ <i>turgidunculus.</i>
	<i>Chriacus prisus.</i>
	“ <i>hyattianus.</i>
	“ <i>ructimcieranus.</i>
	<i>Trisodon biculminatus.</i>
CONDYLARTHRA.	<i>Periptychus brabensis.</i>
	“ <i>couretatus.</i>
	<i>Ectoconus ditrigonus.</i>

All but one of the species of *Miocænus* belong to the section *Sarcotrachstes*, which has five cusps on the inferior true molars.

#### REPTILIA.

#### CROCODILIA.

*Crocodylus* sp.  
*Crocodylus* sp.  
*Crocodylus* sp.

#### TESTUDINATA.

*Plastomenus ? communis* Cope.  
*Chelydra crassa* Cope, sp. nov. infra.  
*Compsemys* sp.  
*Emys* sp.  
*Trionyx* sp.

#### RHYNCHOCEPHALIA.

*Champsosaurus australis* Cope ; Amer. Naturalist, 1881, p. 690 ; Tertiary Vertebrata, p. 107, Pl. XXIII b, figs. 1-4.  
*Champsosaurus puercoensis* Cope ; Proc. Amer. Phil. Soc., 1881, p. 195 ; Tertiary Vertebrata, p. 107, Pl. XXIII b, figs. 5-10.  
*Champsosaurus saponensis* Cope ; loc. cit., 1881, p. 196, p. 109, Pl. XXIII b, figs. 11-22.

## OPHIDIA.

*Helogras prisciformis* Cope ; Proc. Amer. Phil. Soc., 1883, p. 545 ; Tertiary Vertebrata, 1885, p. 731, Pl. XXIV g, fig. 2. Several individuals.

## AVES.

Fragments of bones of a few undetermined species of birds have been found.

## MAMMALIA.

## ? MARSUPIALIA.

It has been recently discovered that the genus *Ornithorhynchus* possesses, in an early stage, molar teeth exceedingly similar to those of the genus *Ptilodus*. I suspect for this reason, that the *Multituberculata* belong to the *Monotremata* rather than to the *Marsupialia*. This fact, if demonstrated, will account for the taxonomic isolation of this group from the known *Marsupialia*, though some *Monotreme* has probably given origin to the latter. (See *Amer. Naturalist*, Feb., 1888.)

*Multituberculata.*

*Ptilodus mediavus* Cope ; *Amer. Naturalist*, 1881, p. 922 ; *Tertiary Vertebrata*, p. 173, Pl. XXIII d, fig. 1. Five individuals.

*Ptilodus troessartianus* Cope ; loc. cit., 1882, p. 686 ; *Tertiary Vertebrata*, p. 737, Pl. XXV f, fig. 19. Two individuals.

Additional and much more perfect specimens of the lower jaws of this species confirm its characters as originally defined.

*Neoplagiaulax americanus* Cope ; *Amer. Naturalist*, 1885, p. 493. One individual.

*Neoplagiaulax molestus* Cope ; loc. cit., 1886, p. 451, et infra. Two individuals.

*Chirox plicatus* Cope ; Proc. Amer. Phil. Soc., 1883, p. 321 ; *Amer. Naturalist*, 1887, p. 566, fig. Two individuals.

*Polymastodon lativalis* Cope ; *Amer. Naturalist*, 1885, p. 385. One individual.

*Polymastodon taöensis* Cope ; loc. cit., 1882, p. 684 ; 1884, p. 688, figs. 3-4 ; *Tertiary Vertebrata*, p. 732, Pl. XXIII e, figs. 1-6. *Tæniolabis scalper*, *Amer. Naturalist*, 1882, July ; *Tertiary Vertebrata*, p. 193, Pl. XXIII e, fig. 7.

*Catopsalis pollux* Cope ; *Amer. Naturalist*, 1882, p. 685 ; *Tertiary Vertebrata*, 1885, p. 734, Pl. XXIII e, figs. 1-5. Twenty individuals.

*Polymastodon attenuatus* Cope ; *Amer. Naturalist*, 1885, p. 494. One individual.

*Polymastodon fissidens* Cope ; *Amer. Naturalist*, 1884, p. 688. *Catopsalis fissidens* Cope ; Proc. Amer. Phil. Soc., 1883, p. 322. One individual.

*Polymastodon foliatus* Cope ; *Amer. Naturalist*, 1884, p. 688, fig. 5. *Catopsalis foliatus* Cope ; loc. cit., 1882, p. 416 ; *Tertiary Vertebrata*, 1885, p. 171, Pl. XXIII d, fig. 2. One individual.

## BUNOTHERIA.

*Tæniodonta.*

*Psittacotherium aspasia* Cope ; Proc. Amer. Phil. Soc., 1882, p. 192 ; *Tertiary Vertebrata*, p. 196, Pl. XXIV c, figs. 3-4. Two individuals.

*Psittacotherium multifragum* Cope ; *Amer. Naturalist*, 1882, p. 156 ; Proc. Amer. Phil. Soc., 1881, p. 191 ; *Tertiary Vertebrata*, p. 196, Pl. XXIV c, fig. 2 ; *Amer. Naturalist*, 1888, p. 5, fig. 1. Three individuals.

*Psittacotherium megalodus* Cope ; *Amer. Naturalist*, 1887, p. 469. One specimen.

*Creodonts.*

- Hemiganus vultuosus* Cope; Amer. Naturalist, 1882, p. 831; Tertiary Vertebrata, 1885, Pl. XXIII c. Four specimens.
- Hemiganus otarioides* Cope; Amer. Naturalist, 1885, p. 492; et infra. One specimen.
- Conoryctes comna* Cope; Proc. Amer. Phil. Soc., 1881, p. 486; Tertiary Vertebrata, 1885, p. 198, Pl. XXIII e, figs. 1-5; XXV c, figs. 3-4. *Herodon molestus* Cope; Amer. Naturalist, 1884, p. 795, fig. 3. Seven individuals.
- Onychodectes tisonensis* Cope, gen. et sp. nov. infra. Three individuals.
- Mioclanus antiquus* Cope. *Sarcothraustes antiquus* Cope; Proc. Amer. Phil. Soc., 1881(2), p. 193; Tertiary Vertebrata, 1885, p. 347, Pl. XXIV d, figs. 19-22. One specimen.
- Mioclanus conidens* Cope. *Trisodon conidens* Cope; Proc. Acad. Phila., 1882, p. 297; Tertiary Vertebrata, 1885, p. 274, Pl. XXIII d, figs. 9-10. *Diacodon conidens*; Amer. Naturalist, 1884, p. 350. Three specimens.
- Mioclanus bathygnathus* Cope, sp. nov. infra. One specimen.
- Mioclanus crassicuspis* Cope. *Conoryctes crassicuspis* Cope; Tertiary Vertebrata, p. 201, 1885, Pl. XXXIII c, fig. 6. Three specimens.
- Mioclanus coryphaeus* Cope. *Sarcothraustes coryphaeus* Cope; Amer. Naturalist, 1885, p. 386. Nine specimens.
- Mioclanus penticus* Cope, sp. nov. infra. Seven individuals, from the Lower Puerco.
- Mioclanus gaudriani* Cope, sp. nov. infra. One specimen.
- Mioclanus lydekkerianus* Cope, sp. nov. infra. Three specimens.
- Mioclanus filholianus* Cope, sp. nov. infra. Four specimens.
- Mioclanus interruptus* Cope. *Deltatherium interruptum* Cope; Proc. Amer. Phil. Soc., 1882, p. 463; Tertiary Vertebrata, 1885, p. 282, Pl. XXIII d, fig. 13. One specimen.
- Mioclanus acolytus* Cope. *Hyopsodus acolytus* Cope; Proc. Amer. Phil. Soc., 1882, p. 462; Tertiary Vertebrata, 1885, p. 238, Pl. XXXIII d, figs. 5-6. Five specimens.
- Mioclanus assurgens* Cope. *Trisodon assurgens*; Proc. Amer. Phil. Soc., 1883, p. 311. Two specimens.
- Mioclanus levisanus* Cope. *Trisodon levisanus* Cope; Proc. Amer. Phil. Soc., 1883, p. 446; Tertiary Vertebrata 1885, p. 273, Pl. XXIV f, fig. 3. Six specimens.
- Mioclanus heilprinianus* Cope. *Trisodon heilprinianus* Cope; Proc. Amer. Phil. Soc., 1886, p. 193; Tertiary Vertebrata, 1885, p. 273, Pl. XXIII d, fig. 11. One specimen.
- Mioclanus rusticus* Cope. *Trisodon rusticus* Cope; Proc. Amer. Phil. Soc., 1882, p. 360. One specimen.
- Mioclanus subtrigonus* Cope; Proc. Amer. Phil. Soc., 1881, p. 491; 1883, p. 555; Tertiary Vertebrata, 1885, p. 338, Pl. LVII l, fig. 5, LIV f, fig. 4. Seventeen specimens.
- Mioclanus cuspidatus* Cope; Proc. Amer. Phil. Soc., 1883, p. 312. One specimen.
- Mioclanus protogonioides* Cope; Amer. Naturalist, 1882, p. 833; Tertiary Vertebrata, 1885, p. 310, Pl. XXV f, fig. 17. Four specimens.
- Mioclanus floerianus* Cope, sp. nov. infra. One specimen.
- Mioclanus corrugatus* Cope, Proc. Amer. Phil. Soc., 1883, p. 560; Tertiary Vertebrata, 1885, p. 341, Pl. XXIV f, fig. 5; XXIV g, fig. 8 be ("M. ferox"). Six specimens.
- Mioclanus ferox* Cope; Proc. Amer. Phil. Soc., 1883, p. 547; Tertiary Vertebrata, 1885, p. 328, Pl. XXIV l, fig. 6 et seq. Four specimens.
- Mioclanus opisthicus* Cope; Amer. Naturalist, 1882, p. 833; Proc. Amer. Phil. Soc., 1883, p. 312. *Hemithaus opisthicus* Cope; Tertiary Vertebrata, 1885, p. 407, Pl. XXV f, figs. 8-9. Twelve specimens.
- Mioclanus turgidus* Cope; Amer. Naturalist, 1881, p. 489; loc. cit., 1881, p. 830; Tertiary Vertebrata, 1885, p. 325, Pl. LVII f, fig. 3-4; XXV e, figs. 19-20. Twenty-five specimens.
- Mioclanus zittlianus* Cope, sp. nov. infra. One specimen.
- Mioclanus turgidunculus* Cope, sp. nov. infra. Three specimens.
- Mioclanus minimus* Cope, Proc. Amer. Phil. Soc., 1882, 468; Tertiary Vertebrata, 1885, p. 327, Pl. XXV e, figs. 22-4. Five specimens.
- Tricentus bucculentus* Cope; Proc. Amer. Phil. Soc., 1883, p. 316. *Mioclanus bucculentus* Cope; Proc. Amer. Phil. Soc., 1883, p. 555; Tertiary Vertebrata, 1885, p. 341, Pl. XXIV g, fig. 2. Three specimens.

- Tricentes crassicolliidens* Cope ; Proc. Amer. Phil. Soc., 1883, p. 315. One specimen.
- Tricentes inaquidens* Cope ; loc. cit., 1883, p. 317. Two specimens.
- Chriacus truncatus* Cope ; Proc. Amer. Phil. Soc., 1883, p. 313. Six specimens.
- Chriacus pelvidens* Cope ; Proc. Amer. Phil. Soc., 1883, p. 314 ; Tertiary Vertebrata, 1885, p. 740. *Lipodectes pelvidens* Cope ; Amer. Naturalist, 1881, p. 1019. *Pelycodus pelvidens* Cope ; Tertiary Vertebrata, 1885, p. 225, Pl. XXIII d, figs. 7-8. Six specimens.
- Chriacus simplex* Cope ; Proc. Amer. Philos. Soc., 1883, p. 314. One specimen.
- Chriacus priscus* Cope, sp. nov. infra. Six specimens ; Lower Puerco.
- Chriacus schlosserianus* Cope, sp. nov. infra. Four specimens ; Upper Puerco.
- Chriacus baldwini* Cope. *Deltatherium baldwini* ; Proc. Amer. Phil. Soc., 1882, p. 463 ; Tertiary Vertebrata, 1885, p. 282, Pl. XXIII d, fig. 12. Three specimens.
- Chriacus hyattianus* Cope ; Amer. Naturalist, 1885, p. 385. *Loxotophus adupinus* Cope ; loc. cit., p. 386. Four specimens ; Lower Puerco.
- Chriacus ruetimeyeranus* Cope, sp. nov. infra. One specimen.
- Chriacus stenops* Cope, sp. nov. infra. Three specimens ; Upper Puerco.
- Chriacus inversus* Cope, sp. nov. infra. One specimen.
- Deltatherium fundamini* Cope ; Amer. Naturalist, 1880, p. 338 ; Tertiary Vertebrata, 1885, p. 278, Pl. XXIII e, figs. 8-11 ; XXV a, fig. 10 ; XXV d, fig. 3. *Lipodectes penetrans* Cope ; Amer. Naturalist, 1881, p. 1019. Twenty-three specimens.
- Triisodon biculminatus* Cope, sp. nov. infra. Two specimens ; Lower Puerco.
- Triisodon quivirensis* Cope ; Amer. Naturalist, 1881, p. 667 ; Tertiary Vertebrata, 1885, p. 270 ; Pl. XXV c, fig. 2. One specimen.
- Dissacus navajovius* Cope ; Amer. Naturalist, 1881, p. 1019 ; Tertiary Vertebrata, West, 1885, p. 344, 741. Eight individuals.
- Dissacus carnifex* Cope ; Amer. Naturalist, 1882, p. 834 ; Tertiary Vertebrata, 1885, p. 345, Pl. XXIV g, figs. 3-4. One individual.
- Didymictis haydenianus* Cope ; Proc. Amer. Phil. Soc., 1882, p. 464 ; Tertiary Vertebrata, 1885, p. 306 ; Pl. XXIII e, figs. 12-13. Three specimens.
- Didymictis primus* Cope ; Proc. Amer. Phil. Soc., 1883, p. 309. Three specimens.

? *Lemuroides*.

- Mirodectes pungens* Cope ; Proc. Amer. Phil. Soc., 1883, p. 447 ; Tertiary Vertebrata, 1885, p. 241, Pl. XXIV f, fig. 1. Two specimens.
- Mirodectes crassiusculus* Cope ; Proc. Amer. Phil. Soc., 1883, p. 447 ; Tertiary Vertebrata, 1885, p. 242, Pl. XXIV f, fig. 2. Three individuals.
- Indrodon malaris* Cope ; Proc. Amer. Phil. Soc., 1883, p. 318. One specimen.

CONDYLARTHRA.

- Haploconus corniculatus* Cope, sp. nov. infra. Six specimens.
- Haploconus lineatus* Cope ; Amer. Naturalist, 1882, p. 417 ; Tertiary Vertebrata, 1885, p. 417, Pl. XXV e, fig. 1-4. Twenty-four specimens.
- Haploconus angustus* Cope ; Tertiary Vertebrata, 1885, p. 416, Pl. LVII f, fig. 6. *Mioclenus angustus* Cope ; Amer. Naturalist, 1881, p. 831. Two specimens.
- Haploconus xiphodon* Cope ; Proc. Amer. Phil. Soc., 1882, p. 466 ; Tertiary Vertebrata, 1885, p. 420, Pl. XXV e, figs. 5-6. Two specimens.
- Haploconus entoconus* Cope ; Amer. Naturalist, 1882, p. 686 ; Tertiary Vertebrata, 1885, p. 421, Pl. XXV f, figs. 4-5.
- Haploconus cophater* Cope. *Anisonchus cophater* ; Proc. Amer. Phil. Soc., 1882, p. 324. Three specimens.

- Anisonchus mandibularis* Cope. *Mioclenus mandibularis* Cope; Amer. Naturalist, 1881, p. 831; Tertiary Vertebrata, 1885, p. 339, Pl. LVII f, fig. 7. Two specimens.
- Anisonchus sectorius* Cope; Proc. Amer. Phil. Soc., 1881, p. 488; Tertiary Vertebrata, 1885, p. 413, Pl. XXV c, figs. 5-6 and 8. *Mioclenus sectorius* Cope; Amer. Naturalist, 1881, p. 831. Thirteen individuals.
- Anisonchus coniferus* Cope; Amer. Naturalist, 1882, p. 833; 1884, p. 803, fig. 12 c; Tertiary Vertebrata, 1885, p. 409. Four specimens.
- Anisonchus gillianus* Cope; Proc. Amer. Phil. Soc., 1882, p. 467; Tertiary Vertebrata, 1885, p. 411, Pl. XXV f, figs. 10-11. *Haploconus gillianus* Cope; Amer. Naturalist, 1882, p. 686. Eight individuals.
- Anisonchus agapitillus* Cope; Proc. Amer. Phil. Soc., 1883, p. 320. Six specimens.
- Zetodon gracilis* Cope; Tertiary Vertebrata, Pl. XXIX d, explanation, and fig. 9. Two individuals.
- Hemithlæus apiculatus* Cope. *Anisonchus apiculatus* Cope; Tertiary Vertebrata, Pl. XXV e, fig. 7. Eight individuals.
- Hemithlæus kowalevskianus* Cope; Amer. Naturalist, 1882, p. 833; Tertiary Vertebrata, 1885, p. 405, Pl. XXV f, figs. 6-7. Sixteen specimens.
- Periptychus brabensis* Cope, sp. nov. infra. Fourteen individuals; the Lower Puerco.
- Periptychus coaretatus* Cope; Tertiary Vertebrata, Pl. XXIX d, explanation and figs. 7-8. Five individuals; from the Lower Puerco.
- Periptychus carinidens* Cope; Amer. Naturalist, 1881, p. 337; Proc. Amer. Phil. Soc., 1881, p. 484; Tertiary Vertebrata, 1885, p. 403, Pl. XXV a, fig. 16; XXIII d, figs. 14-15; XXIV g, fig. 5. Five specimens.
- Periptychus rhabdodon* Cope; Tertiary Vertebrata, 1885, p. 391, Pl. XXIII f, XXIII g, figs. 1-11; LVII, figs. 1-2; Amer. Naturalist, 1884, p. 801, figs. 1-2 and 6-9. *Catathlæus rhabdodon* Cope; Amer. Naturalist, 1881, p. 830; Proc. Amer. Phil. Soc., 1881, p. 487. One hundred and thirty-eight individuals; from the Upper Puerco.
- Ectoconus ditrignonus* Cope; Amer. Naturalist, 1884, p. 796, figs. 4-5. *Periptychus ditrignonus* Cope; Tertiary Vertebrata, 1885, p. 404, Pl. XXIII g, fig. 12; XXIX d, figs. 2-6. Thirty-two individuals; from the Lower Puerco.
- Protogonia zuniensis* Cope. *Phenacodus zuniensis* Cope; Proc. Amer. Phil. Soc., 1881, p. 492; Tertiary Vertebrata, 1885, 491, Pl. LVII f, fig. 10. Three individuals.
- Protogonia calceolata* Cope. *Phenacodus calceolatus*; Proc. Amer. Phil. Soc., 1883, p. 559; Tertiary Vertebrata, 1885, p. 487. One individual.
- Protogonia plicifera* Cope; Amer. Naturalist, 1882, p. 833; Tertiary Vertebrata, 1885, p. 424, Pl. XXV f, figs. 2-3. Eight individuals.
- Protogonia puercensis* Cope. *Phenacodus puercensis* Cope; Proc. Amer. Phil. Soc., 1881, p. 492; Tertiary Vertebrata, 1885, p. 488, Pl. XXV e, figs. 12-13; LVII f, figs. 8-9. *Protogonia subquadrata* Cope; Proc. Amer. Phil. Soc. 1881, p. 492; Tertiary Vertebrata, 1885, p. 426, Pl. LVII f, figs. 11-12. Twenty-five individuals.

## AMBLYPODA.

- Pantolambda bathmodon* Cope; Amer. Naturalist, 1882, p. 418; Proc. Amer. Phil. Soc., 1883, p. 558; Tertiary Vertebrata, 1885, p. 601, Pl. XXIX b, XXIX c. Seven individuals.
- Pantolambda cavirictus* Cope; Tertiary Mammalia, Pl. XXIX d, explanation and fig. 1. Four individuals.

## DESCRIPTIONS OF SPECIES.

### TESTUDINATA.

#### CHELYDRA Schw.

*Char. gen.*—Marginal bones of the bridge united with the costals by simple gomphosis, and with the plastron by compound gomphosis. Bridge of plastron nar-

row, with an intermarginal series of scuta, and without fontanelle. Surfaces not sculptured.

CHELYDRA CRASSA sp. nov. *Dermatemys* sp. Cope; Proc. Amer. Phil. Soc., 1882, p. 461.

This species is represented in my collection by fragments of two individuals. Of the typical specimen there are preserved, two vertebral, nine marginal, and three plastral bones; of the second, three vertebral bones. The specimens indicate an animal of the average size of the existing snapping turtle, *Chelydra serpentina*.

The bones of both carapace and plastron are relatively much thicker than the corresponding parts of the snapping tortoise, equaling in this respect the largest existing species of *Emys*. The bridge of the plastron is not so slender as in *C. serpentina*. The vertebral bones have a median keel-like angle, which becomes at the anterior part of each vertebral scutum a prominent rib. This results from the abrupt depression of the surface on each side immediately posterior to the transverse dermal suture. In the larger specimen this suture is deeply notched anteriorly, and its anterior border is so prominent posteriorly as to give an imbricate appearance, the anterior vertebral scute rolling over the posterior by an obtuse border. The marginals of the bridge are very massive, and the pit for the process of the costal is at one side of the middle, and is nearly round. It is flat in the *C. serpentina*. The pits for the plastral fingers are three, on the inner inferior edge of each marginal, and are directed obliquely. The external face of the marginals is distinguished by a rabbit, the inferior margin of which projects as a ridge beyond the external face. Inferior face convex. No other except the fine mutual sutures on the marginals of the bridge. The free marginals, of which I have two, and one of them the anal, have no gomphosis nor suture with the costals or pygal, being held in place by the integuments and by the mutual marginal sutures. The dermal scuta are well marked, the marginals having their bounding suture below that of the marginal bones. Surface of the shell everywhere smooth.

*Measurements.*

	No. 1.	<i>Inch.</i>	
Anteroposterior diameter of vertebral bone.....		.8	
Diameters of marginal of bridge	{	anteroposterior.....	.83
		transverse (greatest).....	.35
		vertical .....	.98
Diameters of anal marginal	{	anteroposterior.....	.13
		vertical.....	.35
		transverse.....	.43
Diameters of hyosternal	{	anteroposterior	{
		interiorly.....	1.00
		medially.....	.43
		transverse (without gomphosis).....	1.90
		vertical (at middle).....	.23



<i>Measurements.</i>		
No. 2.		<i>Inch.</i>
Diameters of vertebral bone	anteroposterior.....	1.13
	transverse. ....	1.20
	vertical.....	.40

This is the oldest species which can be referred to this genus.

? MARSUPIALIA.

All of the Puerco implacentals belong to the suborder Multituberculata, and to three families, which are defined as follows :\*

- Premolars present, compressed and trenchant in form.....*Plagiaulacida.*
- Premolars present, molariform, different from true molars in form.....*Chirogida.*
- Premolars wanting or rudimental.....*Polymastodontidæ.*

To the first belong, in the Puerco fauna, *Ptilodus* and *Neoplagianlax* ; to the second, *Chirox* ; and to the third, *Polymastodon*.

NEOPLAGIAULAX Lemoine.

Bulletin of the Geological Society of France, 1881, November.

I have referred the American species of *Plagiaulacida* with but one, the first inferior premolar, to the above genus. Those with two premolars I have referred to *Ptilodus* (October, 1881).

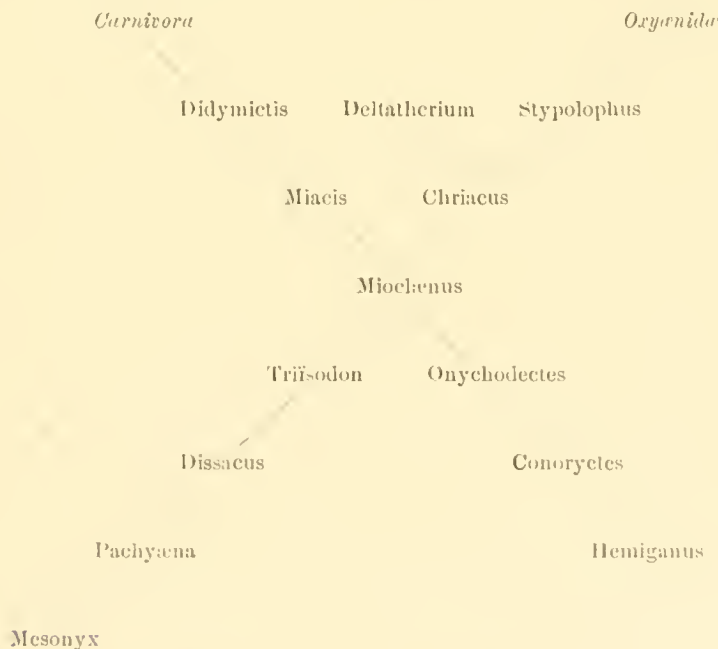
NEOPLAGIAULAX MOLESTUS Cope ; Amer. Naturalist, 1886, p. 451.

This species was established on a separate first inferior premolar. I now describe a mandibular ramus which probably belongs to it. It has suffered the loss of the crown of the molar, and the greater part of that of the premolar teeth. The latter has its base oblique in both the vertical and horizontal directions ; its posterior base rounded. True molars small, and on the inner side of the coronoid process. Incisor one, rodent-like. Angular inflection of the mandible well developed, but the posterior border has been broken away. Its form is robust, especially at the external base of the large premolar tooth, where a longitudinal swelling rises posteriorly, and disappears in the base of the coronoid process. Below and posterior to this protuberance the masseter fossa extends, having an oblique boundary below in the externo-superior face of the external inflection of the base of the ramus. The internal inflection commences more posteriorly, and projects inwards at a right angle to the vertical plane. Anterior to these inflections the inferior outline of the ramus is gently convex downwards in conformity to the arc required by the alveolus of the large

\* Amer. Naturalist, 1884, p. 687 ; 1887, p. 567.



ganus, Onychodectes, Mioclænus, Chriacus and Dissacus are made, and they throw considerable light on the phylogeny of the various genera. It is apparent on all grounds that Mioclænus is the central type of Creodonta for the Puerco Epoch, and that all other types of the suborder may be traced to it as derivative, either by progressive or retrogressive specialization. Thus the line which our present knowledge ends with Hemiganus, is one of simplification and reduction of the molar dentition at the expense of increase in the development of the canine dentition, as takes place in the line of the seals. In the line of the Mesonychidæ another kind of simplification of the molar dentition of the inferior series appears, and the feet undergo specialization, apparently in accordance with the needs of a terrestrial life. A third line leading towards the Oxyænidæ commences with the genus Chriacus, which is easily modified into Stypolophus on the one hand and Deltatherium on the other, the latter having some special characters of its own, and forming probably the end of its line. The line which gives us Miacidæ, and in Miocene times the Carnivora, probably diverged from a Mioclænus, but from a species of an earlier horizon than the Puerco, since two species of Didymictis are already contemporaries with the Mioclænus of that age. These relations may be displayed as follows :



In the reference of these genera to families, lack of information as to certain parts of the structure forbids final conclusions. Leaving aside the Miacidæ and Oxyænidæ, we find that the Proviverridæ (Schlosser, Leptictidæ, Div. II, Cope) em-

braecs Deltatherium, Mioclænus, and probably Triisodon and Onychodectes, of the Puerco genera. Dissacus is on the boundaries of the Mesonychidæ, but the ungues are unknown, and the astragalus is not trochlear. That Hemiganus can be referred to the Proviverridæ is improbable. The characters of a family Hemiganidæ would be: *Superior molars with confluent roots, and tritubercular crowns; inferior molars quadritubercular; astragalus not trochlear; ungues much compressed.* The sole character separating this family from the Proviverridæ is the confluence of the roots of the superior true molars. It is approached in this respect by the genus Conoryetes, which will, however, remain in the Proviverridæ as an aberrant form, connected with Mioclænus by Onychodectes. The tendency of this group is to resemble the Tæniodonta, but whether there is any affinity involved in this resemblance does not yet appear.

The line of the Mesonychidæ shows definite changes in the following respects: First, loss of the internal cusps of the inferior molars. The diminution of these cusps is seen most prominently at first in the genus Triisodon, and more distinctly in the later *T. quivirensis* than in the earlier *T. biculminatus*. It has progressed far in Dissacus. Second, in the reduction of the number of the digits; the hallux has become very small in Dissacus and is gone in Mesonyx. Third, in the production of a distinct facet for the cuboid bone on the extremity of the astragalus. The contact of the astragalus and cuboid is seen in many if not all Creodonta, but the navicular and cuboid surfaces are not distinguished from each other. In Mesonyx and Pachyaena it is well known that they form distinct facets separated by an angle, as in Perissodactyla. This structure appears in a primitive condition in Dissacus, the angle being obtuse and rounded. It is an excellent illustration of the origin of a zoölogical character. The thoroughly diplarthrous type of the astragalus in Mesonyx is associated with an ungulate form of unguinal phalanges, and I suspect that the resemblance is not accidental. The form of the distal end of the diplarthrous astragalus is probably due to impacts combined with energetic flexion and extension. But why the structure should appear in Mesonyx and not in Phenacodus is, as yet, an unanswered question.

Although it is now evident that the Pinniped Carnivora cannot be derived from the genus Mesonyx, as is truly maintained by Scott, it appears to me that they have been derived, like other Carnivora, from some form of Creodonta. The retrograde development of the molar teeth probably passed through stages like those of Dissacus and Hemiganus, and the unguinal phalanges might have been easily derived from such as are possessed by Pachyaena.

## HEMIGANUS Cope.

Amer. Naturalist, 1882, p. 831; Tertiary Vertebrata, 1885, Pl. XXIII c, figs. 7-12; Amer. Naturalist, 1885, p. 492.

The claws are large and compressed like those of a prehensile-footed carnivore. The astragalo-tibial articulation is nearly flat. The femur is very robust, and has a low third trochanter, as in *Bunotheria* generally. The vertebrae of the neck are short and wide. The jaws have a very large and wide coronoid process, as in *Calamodon*, and the horizontal rami are very robust. Only one true molar (the first) is preserved, and it has the crown worn. Its outline is subround, with a notch on the internal side. There are probably but two true molars; they have two roots. There are at least four premolariform teeth, and their crowns are short, obtuse cones, with a low heel-like expansion at the inner side of the posterior base, and have but a single root. They resemble very nearly the teeth of some of the eared seals. There is a robust canine tooth in the upper jaw, which is not separated from the premolars by a diastema. There is at least one superior incisor, but the exact number is unknown. There is a large tooth on each side of the symphysis of the lower jaw, but in the specimens it is not in place. It has enamel on the anterior face only, and its apex is worn transversely. The wear descending passes to one side of the middle line. It evidently has a median position, and may be therefore an incisor. Its form reminds one of that of the second inferior incisor of *Calamodon*, but the enamel-face is much shorter.

Should the large inferior teeth be canines, the mandibular dentition will greatly resemble that of the seals, as does that of the maxillary bone. The absence of post-orbital angles resembles the condition in the *Phocidae*. The wide vertical coronoid process and the flat vertical angle are as in *Calamodon*. The sagittal crest is elevated, and the brain-case very small.

This genus resembles in several respects the *Teniodonta*, and confirms the propriety of the union of that group with the *Creolonta* into the order *Bunotheria*.

The typical species, *H. vultuosus*, was an animal of probably the size of a grizzly bear. A second and considerably smaller species is described below.

HEMIGANUS OTARIIDENS Cope; Amer. Naturalist, 1885, p. 492. Hujus operis, Plates IV and V.

Only one individual of this species has been found, but it is represented by many parts of the skeleton. It was a plantigrade beast of about the size of a black bear, of robust proportions, and with a wide head with an exceedingly short thick muzzle, armed with some formidable teeth in front. These, with its sharp claws, made it the most formidable animal yet known of the Puerco fauna, excepting its larger and more powerful congener, the *H. vultuosus*.

The nares are well roofed by the nasal bones, which border the premaxillaries

above to the line of the front of the second superior incisor, by a wide sutural surface. The superior process of the premaxillary bone is short, not extending posterior to the vertical line of the posterior face of the superior canine tooth. A small foramen, perhaps the infraorbital, issues above the second tooth posterior to the canine. Exterior to the third tooth that follows the canine, the external face of the maxillary bone spreads outwards as though forming the malar process, and that this is the case is rendered probable by its smooth superior surface, which is the inferior orbital border. Just anterior to the orbital border, a large foramen from the maxillary antrum perforates the maxillary bone. The two teeth in the maxillary bone are injured, but the anterior has a conical crown and a single root, while the crown and base of the second are widened a little transversely. I can find no superior true molars in the collection.

The mandibular rami are remarkable for the shortness of the dentary portion, and the elevation and width of the coronoid process. The condyle is elevated above the alveolar border of the lower jaw, when the inferior border of the ramus is horizontal. The ramus increases in depth anteriorly, as in *Tæniodonta*, to accommodate the large anterior teeth. The inferior border is straight and compressed, and the posterior border is gently concave to a short rectangular angle, which does not extend posteriorly to the line of the base of the condyle. It is therefore much less prominent than in *Creodonta* generally, resembling in this respect the *Tæniodonta*. There are four alveoli for single-rooted molars, and apparently another one in front of the anterior one of the four. This would give seven molars, the first true molar having the form of a premolar; but the distribution of the teeth is not quite certain. As already described, the heel of these premolariform teeth is partly internal. The first true molar may be one of these simple teeth. The second has two roots, and the crown is about as wide as long. The crown consists of an anterior portion, which is slightly elevated above a posterior heel. The superior face of the crown is worn by mastication so that its construction is not evident, but there is no trace of a division between fourth and fifth tubercles, so that I suspect that the latter did not exist. It is not probable that there were well-marked cusps on the heel.

The parietal region of the skull is very much compressed, and the sides slope regularly upwards to the elevated sagittal crest. The temporal ridge is an oblique angular line of the surface, and the frontal region is flat. No other parts of the skull are preserved.

<i>Measurements of Skull.</i>		<i>M.</i>
Depth of maxillary bone at p. m. iv.....		.038
“ “ nasal “ “ canine.....		.031
Length of maxillary bone to orbital border.....		.045

<i>Measurements of Skull.</i>		<i>M.</i>
Diameters of canine	{ anteroposterior (oblique).....	.015
	{ transverse (oblique).....	.012
Lengths of p. m. iii and iv.....		.016
" " seven inferior molars.....		.052
Diameters ? first true molar	{ anteroposterior.....	.085
	{ transverse.....	.072
	{ vertical.....	.050
Length of ramus posterior to molars	{ to condyle.....	.070
	{ to angle.....	.056
Diameters of coronoid	{ anteroposterior.....	.054
	{ vertical.....	.044
Width of condyle.....		.017
Depth of ramus at coronoid.....		.081
" " " " m. iii.....		.034
" " " " p. m. iv.....		.042
Vertical depth of sagittal suture.....		.027

Only cervical vertebræ are preserved. These have small anteroposterior diameter, and their transverse exceeds their vertical diameter. In general they resemble those of *Periptychus*. The atlas is peculiar in the small anteroposterior diameter of the paradiapophysis, whose base is perforated by an anteroposterior canal. It sends upwards a vertical keel to opposite the middle of the facet for the axis. The axis has a cylindric and rather slender odontoid process whose superior extremity is obliquely beveled on a curve. Its articular surface is continuous with the large atlantal facets laterally and inferiorly. The longitudinal axis of the cervical centra is oblique to the horizontal, showing that the head was elevated above the body. The floor of the neural canal is pierced by a foramen of considerable size on each side. A posterior (? seventh) cervical has a greater anteroposterior diameter than the two which precede it, and the vertical diameter is relatively greater. The posterior articular face of all three is slightly concave.

<i>Measurements of Vertebra.</i>		<i>M.</i>
Anteroposterior diameter of atlas.....		.020
Width of axis at atlantal facets.....		.038
Length of odontoid process.....		.011
Diameters of centrum cervical ? iii	{ anteroposterior.....	.0085
	{ vertical.....	.016
	{ transverse.....	.026
Diameters of centrum cervical ? v	{ anteroposterior.....	.011
	{ vertical.....	.015
	{ transverse.....	.029
Diameters of centrum cervical ? vii	{ anteroposterior.....	.015
	{ vertical.....	.016
	{ transverse.....	.028





proximally and externally, and incloses a considerable trochanteric fossa. The head has a large fossa for the round ligament which is near the neck, from which it is separated by a low border. The little trochanter is quite prominent, and is reverted, but it is not connected with the great trochanter by a ridge. The third trochanter is well developed, and has a wide external surface, whose anterior edge is recurved forwards. Its upper portion overlaps the line of the inferior edge of the little trochanter, being higher up than in *Pachyaena*. The middle of the shaft is somewhat depressed, and its margins are rounded.

The proximal part of the left tibia, and the distal part of the right, give the characters of that element. The proximal part is laterally crushed. It is evident, however, that the crest is large and obtuse at the apex, and that the spines are low ridges. The externo-posterior border forms a roughened ridge for 35 mm. below the internal femoral surface, and ceases rather abruptly below. At or near the middle the shaft is normally somewhat compressed, and slender. The malleolus is very prominent, and terminates in an apex in its internal plane. The astragalar surface is but little oblique; the fibular articular surface is large.

One of the metatarsals shows that the foot was short, since it is neither the first nor the fifth. Its proximal face is concave in the transverse direction, but nearly straight anteroposteriorly. The arc of the phalangeal face is less than half a circle, and is slightly concave in transverse section. It is divided medially at its inferior fourth by a short, narrow, and low trochlear keel. Inferior border of phalangeal face prominent and openly emarginate. An unguis phalange is preserved, but whether of the anterior or posterior foot I do not know. Its apex is lost. It is strongly compressed, and has a narrowly rounded superior border. The phalangeal cotylus is deeply excavated, and is rather narrow, and has a weak median keel. The superior process overhangs the phalangeal surface rather further than the inferior. The tuberosity for the flexor tendon is a longitudinal oval, with surface transversely convex, which gradually ascends to the narrow but flat inferior surface of what remains of the phalange. The large nutritive foramen enters above its middle.

*Measurements of Posterior Limb.*

	<i>M.</i>
Length of femur preserved.....	.123
Width at head.....	.061
Length proximad of little trochanter, inclusive.....	.061
" " " third " ".....	.085
Diameters shaft of femur { anteroposterior.....	.019
{ transverse.....	.029
Diameters shaft of tibia { anteroposterior.....	.023
{ transverse.....	.016

<i>Measurements of Posterior Limb.</i>		<i>M.</i>
Diameters distal end of tibia	{ anteroposterior.....	.025
	{ transverse.....	.030
Length of phalange .....		.024
Diameters of distal end	{ anteroposterior.....	.013
	{ transverse.....	.011
Depth of unguis	{ at tendinous insertion.....	.019
	{ anterior to tendinous insertion.....	.013
Width of unguis	{ at phalangeal surface.....	.009
	{ at tendinous tuberosity.....	.006
	{ anterior to tendinous tuberosity.....	.005

## CONORYCTES Cope.

Proc. Amer. Phil. Soc., 1881, p. 486; Tertiary Vertebrata, 1885, p. 198. *Hexodon* Cope; Amer. Naturalist, 1884, p. 794.

Additional material representing the type species of this genus enables me to give the characters more fully than hitherto. The *C. comma* experienced an early obliteration of the details of the structure of the crowns of the molar teeth through the thinness of the enamel layer and the mastication of hard substances, so that they are seen in but few specimens.

The superior true molars, and the first premolar, have two external conical cusps, and an internal triangular table, whose inner angle is produced downwards to a line with the apices of the internal cusps. The inferior premolars and the first premolar have the anterior part much elevated above the posterior. The former consists of a large external and a small internal cusp joined to near their summits, except on the first premolar which has but one anterior cusp, which is simple acute cone. A rudimental fifth cusp is present on the true molars.

The mastication in this genus is affected by a scooping action of the keels of the inferior molars against the internal table of the superior molars by a motion which is partly transverse, as in *Onychodectes*.

There are probably four inferior premolars in this genus, but the anterior two have but one root each, and are close together. My supposition that some specimens had but three premolars led me to propose the genus *Hexodon*, which is now abandoned.

The position of the genus is doubtful, owing to the absence of the unguis phalanges. It is probably Creodont rather than Condylarthrous, for two reasons; one is the close resemblance of the dentition to those of *Onychodectes* and *Hemiganus*, between which it takes a natural position. The other is, that it displays no resemblance to any of the Condylarthra in the details of its structure.

But one species is known to me.

CONORYCTES COMMA Cope ; loc. cit., *Hexodon molestus* Cope ; loc. cit., fig. 3.

This animal was about the size of a wolverine, of which species one is reminded by its robust characters. It had an elevated sagittal crest and a stronginion. In a series of teeth which are but little worn the following characters may be discerned. The crown of the inferior canine has a flat inner face, beyond which the anterior surface extends inwards, forming a rib-like border. The enamel on the internal and posterior faces extends but a short way from the apex, and is thin, while on the convex anteroexternal face, it extends below the usual position. It thus approaches the condition seen in *Hemiganus*. A similar state of affairs is seen in the molars, where the enamel is extended much further on the external face of the inferior and the internal face of the superior molars than is usual, approaching the genera mentioned and also the *Taniodonta* in this respect. There are no cingula on any of the molars of either series excepting on the external side of the superiors ; and there it sends out a process or ensp between the two external cusps. The crowns of the inferior molars are notched at the junction of the anterior and posterior parts. The notch is the section of a vertical groove from the base of the crown on the external side, and of a very short superficial one of the internal side. The fifth cusp is median, and about opposite the rim of the heel in elevation. The grooves of the first premolar are similar to those of the true molars. There is no anterior basal cusp. The heel is large and has a raised border on the posterior and inner sides, and an external median lateral conic cusp. This when worn joins the curved crest, forming a comma-shaped figure.

A specimen represented by fragments includes a canine characteristic of the genus, but of such relatively smaller size, that I suppose the animal to be a female.

Seven individuals have come under my observation.

#### ONYCHODECTES Cope, gen. nov.

Superior molars tritubercular, the external cusps distinct ; the internal with the intermediate confounded in a prismatic form with flat grinding surface, and whose internal angle rises claw-like to an elevation equal to that of the external cusps, and without cingula or appendicular cusps. First premolar with but one external and one internal cusps. Inferior molars seven, the true molars with five cusps, the anterior triangle distinct. Last inferior molar with a heel ; canine large.

Caudal vertebra robust. Ilium rather slender, flat-triangular in section, and with a small anterior-inferior spine. Scapula with coracoid hook, and abruptly rising spine. Astragalus with unequal trochlear ridges, the internal the lower. Internal face oblique, but less so than in the species of *Mioclemis* where it is known, and not

produced farther posteriorly than the external face, which is vertical. Head depressed, convex, and without angles. Cuboid with a small external distal facet.

This genus is intermediate in character of teeth between *Conoryctes* and *Miocænus*. The molars are those of the former as to the internal portion of the crown. The external cusps are more those of *Miocænus*, and there is but one external cusp of the first premolar, while there are two in *Conoryctes*. It is in the remarkable table-like form of the interior part of the crown and the hoof-like production of the internal angle, that *Onychodectes* differs from *Miocænus*.

But one species is known to me.

*ONYCHODECTES TISONENSIS* SP. NOV.

Two individuals certainly represent this species in my collection, both of which include superior molars, while a third, which includes two mandibular rami, belongs to it. Of the former the typical and most important specimen includes the following parts. Both maxillary bones with the posterior five molars; the left mandibular ramus with all the alveoli, and the second true molar in place; the glenoid extremity of the scapula; the left ilium; the right astragalus and cuboid.

It is characteristic of the superior molars that the external cusps have a lenticular section, and not a triangular or a round one as in the species of *Miocænus* and *Chriacus*. The external cusp of the first premolar is large and elevated, and has the same fore and aft lenticular section with obtuse cutting edges. The internal table of the crown is of parabolic outline and its edges are right angles. The sides ascend perpendicularly to the alveolar border without the least trace of cingulum or other irregularity. The crown has a weak external cingulum, which does not support any cusps. The posterior of the external cusps of the third molar is well developed, and nearly in longitudinal line with the anterior.

The anterior triangle of the second inferior molar has a broadly rounded external apex, and it is a little elevated above the heel. The latter has two internal marginal cusps, but its summit is so worn that the form of the surface cannot be further determined. No cingula. The manner of mastication is such as to wear the crown obliquely from within outwards in conformity with the form of the inner table of the superior molars. The anterior triangle fits, as usual, between two adjacent superior molars, and the claw-shaped internal border of the superior molar worked, scoop-like across the heel, the inferior molar moving from without inwards. The motion was the same as in *Conoryctes*. In neither genera do I possess the glenoid surface for the mandibular condyle, but it is highly probable from the evident lateral movement of the lower jaw that neither genus possessed a preglenoid crest as is found in *Miocænus*.

The mandibular ramus is slender and moderately stout, especially so at the anterior base of the coronoid process. It follows that the anterior border of the masseteric fossa is well marked, but there is no distinct inferior border. The angle is prominent, straight, and compressed; apex lost. The dental foramen is below the middle of the base of the coronoid; and in line with the alveolar border. The symphyseal surface is smooth. The fourth premolar is close to the canine, and to the third, and has one root. Premolars all closely contiguous. From the appearance of the alveoli the last inferior molar is of reduced size. Enamel everywhere smooth.

<i>Measurements ; from one individual.</i>		<i>M.</i>	
Length of posterior five molars.....		.021	
"    " true molars.....		.0155	
Diameters p. m. i	{	anteroposterior.....	.005
		vertical, outside.....	.004
		transverse.....	.006
Diameters m. ii	{	anteroposterior.....	.0055
		vertical, inside.....	.005
		transverse.....	.0075
Diameters m. iii	{	anteroposterior.....	.0042
		vertical, inside.....	.0042
		transverse.....	.006
Length of inferior molar series.....		.041	
"    " true molar series.....		.021	
Diameters m. ii	{	anteroposterior.....	.007
		transverse.....	.0045
Depth ramus at m. iii.....		.015	
"    "    " p. m. iii.....		.014	
Diameters glenoid cavity of scapula	{	anteroposterior.....	.016
		transverse.....	.011
Diameters peduncle of ilium	{	anteroposterior.....	.012
		transverse.....	.009
Greatest diameters of astragalus	{	anteroposterior.....	.021
		transverse.....	.017
Width of trochlea.....		.0125	
"    " head.....		.011	
Length of cuboid.....		.012	

The specimens are all from the lowest beds of the Puerco.

#### MIOCLÆNUS Cope.

Proc. Amer. Phil. Soc., 1881, p. 489; 1883, p. 547; Tertiary Vertebrata, 1885, p. 321.

An examination of my material of species allied to the types of this genus results in the following conclusions:

The fifth or anterior inner cusp of the inferior molars in this genus, displays various conditions of development down to absence. In the species which I formerly

referred to *Sarcothraustes* it is well developed, although small and conic in shape, and occupies an elevated position on the inner side of the front of the crown, close to the fourth cusp. In the *M. interruptus*, it is less distinctly developed, and is wanting from the last molar in some of the specimens. In *M. acolytus* the fifth cusp adheres closely to the fourth, and is in some specimens wanting. In the *M. subtrigonus* the fifth cusp is indifferently absent, or present in small development on the second and third molars. In nearly all the species of the genus as here constituted the fifth cusp is present on the first inferior true molar; but in the *M. turgidus* and species most nearly related, it is absent. The species of the latter type differ from the forms allied to *M. coryphæus* and *M. ferox* in their robust premolars, but the *M. opisthacus* furnishes a passage between the two. It does not seem practicable to divide the genus, as I once proposed,\* on the presence or absence of an interior cusp of the third superior premolar. While this cusp is present in the *M. turgidus*, it is wanting† in the nearly allied *M. zittelianus*, and the *M. opisthacus*.

In the species referred to the second section of the genus (*Goniacodon*, type *M. levisanus*), the fifth cusp is quite distinct, but is median in position and near the base of the crown (except in *M. heilprinianus*), forming an anterior angle in the outline of the crown. These species I have referred sometimes to *Triisodon* and sometimes to *Diacodon*, but I think I have now found their proper position.

With six new species now added, the total of those embraced in the genus is twenty-four.

Parts of the skeleton of *M. antiquus*, *M. coryphæus*, *M. levisanus*, *M. floverianus*, *M. corrugatus* and *M. ferox* are preserved, and do not present any but specific differences. I must here correct an error into which I fell in describing the *M. ferox* (*Tertiary Vertebrata*, p. 331) in calling the fibula the radius (*Plate XXIV f. fig. 11*). The distal part of this element is very robust in that species.

I. Inferior true molars with anterior triangle of three cusps (*Sarcothraustes*).

Length of inferior premolars, .069; depth of ramus at p. m. iv, .055; superior true molar ii, .022 by .016, <i>M. antiquus</i> .	
Inferior true molars, .052; premolars, .043; infer. m. iii, .015; depth of ramus at m. i, .052; length sup. true molars, .040.....	<i>M. conidens</i> .
Inferior true molars, .037; premolars, .047; depth ramus at p. m. iv, .041.....	<i>M. bathygnathus</i> .
Last inferior true molar, .012; depth of ramus at m. ii, .036.....	<i>M. crassieuspis</i> .
Inferior molars, .037; m. iii, .012; premolars, .037; sup. molars, .030; depth ramus at m. iii, .027.....	<i>M. coryphæus</i> .
Inferior molars, .030, wide; premolars, .030, close together, the first subconic; ramus at m. i, .020.....	<i>M. pentacus</i> .
Superior molars, .020; depth ramus at inferior m. ii, .025.....	<i>M. gaudrianus</i> .
Inferior true molars, .019; premolars, .018, the anterior spaced, the first anteroposteriorly short; depth ramus at m. i, .012.....	<i>M. interruptus</i> .
Inferior true molars, .018 with anterior elevated ledge and basin-like heel; depth at m. i, .014.....	<i>M. lydekkerianus</i> .

\* Proc. Amer. Phil. Soc., 1883, p. 312.

† Genus *Oxylenus* Cope, l. c.

- Inferior molars, .017; the first small the last large, .0065; depth of ramus at m. i, .012.....*M. filholianus*.  
 Inferior molars, .011; fifth lobe small, heel with one cusp; depth ramus at m. ii, .007.....*M. acolytus*.
- II. Inferior true molars with anterior inner tubercle submedian and depressed (*Goniacodon*).  
 Inferior true molar i or ii, .011; fifth cusp elevated, inner edge of heel crenate .....*M. heilprinianus*.  
 Inferior true molars, .0115; anterior paired cusps much elevated; last molar elongate, .007.....*M. assurgens*.  
 Inferior true molars, .022; last inferior and superior molars reduced, the inferior, .007.....*M. levisanus*.  
 Inferior true molars, .040; last molar large, estimated, .012; ramus deep; fifth cusp low, heel not crenate inside  
*M. rusticus*.
- III. Inferior true molars (except first) without anterior inner fifth tubercle (*Mioclenus*).  
 A Premolars of smaller diameters than true molars.  
 a Heels of inferior molars supporting cusps.  
 ♂♂ Superior molars subtriangular, rounded at inner angle.  
 Superior true molars wide, .017, with small tubercle between external cusps, and strong posterior internal cingulum;  
 inferior molars, .023; depth of ramus at m. i, .012. ....*M. subtrigonus*.  
 Superior true molars, .019; external cusps close together and without intermediate cusp.....*M. cuspidatus*.  
 Superior true molars wide, .021; inferior molars, .025; premolars, .025; depth of ramus at m. i, .015, *M. protogonioides*.  
 Inferior true molars, .028, the anterior with a strong anterior fifth cusp.....*M. floerianus*.  
 aa Heels of inferior molars bounded by a curved crest (anterior inferior true molar with median anterior  
 fifth cusp).  
 Enamel wrinkled; length of ramus, .110; depth at m. i, .020; true molars, .035; premolars, .035.....*M. corrugatus*.  
 Enamel roughish; length of ramus, .160; depth do. at m. i, .034; true molars, .038; premolars, .041.....*M. ferox*.  
 AA Superior or inferior premolars of equal or greater transverse diameter than the true molars.  
 a Heels of inferior molars supporting cusps.  
 Last superior premolar with large internal cusp; superior molars, .013; inferior molars, .016; premolars, .019; depth  
 ramus at m. i, .010; last molar large.....*M. opisthacus*.  
 aa Heels of inferior molars supporting a curved crest from an external cusp (last molars small; no fifth  
 cusp on inferior m. i).  
 Cusps obtuse, premolars swollen; superior molars, .018; premolars, .029; superior p. m. iii and iv, with internal  
 cusps; depth of ramus at m. i, .012.....*M. turgidus*.  
 Like last but smaller, and internal cusp wanting on superior p. m. iii, and rudimental on p. m. iv; superior molars,  
 .015; premolars, .022.....*M. zittelianus*.  
 Much smaller; inferior molars, .0125; depth of ramus at m. i, .007; exterior cingulum of superior molars strong;  
 premolars in both jaws large; heel of lower molars with high edge.....*M. turgiduneulus*.  
 Still smaller; superior molars, .008, with strong external cingulum; premolars not enlarged; inferior m. iii not much  
 smaller than m. ii.....*M. acolytus*.  
 Small; superior molars, .010; without external cingulum; intermediate tubercles very indistinct; inferior m. iii much  
 smaller than m. ii; premolars small.....*M. minimus*.
- MIOCLENUS BATHYGNATHUS* sp. nov.
- Established on a nearly entire left mandibular ramus which supports the true molar teeth and the second premolar. The species is distinguished at first sight by the relatively large size of the ramus, as compared with the dimensions of the true molars. The latter do not exceed in size those of the *M. ferox*, but the jaw is that of an animal as large as the *M. conidens*.
- The ramus is of compressed form, and is rather thin posteriorly. It is deepest below the first true molar. Symphyseal suture very coarse. Coronoid process large.

The condyle is broken off, but it was probably elevated a little above the line of the molars. Masseteric fossa well defined anteriorly, but not inferiorly. The angular region is perfectly flat and straight. The dental foramen is below the middle of the coronoid process, and just below the line of the bases of the crowns of the molars. Mental foramina two, in horizontal line.

The inferior canine was large and compressed; part of its alveolus only remains. The molars and premolars are small. The crowns of the fourth and third premolars are lost, but judging from the extent covered by the two roots of the third, it is as large as or a little larger than the second. The second has a simple slightly compressed conical crown, with a small posterior transverse heel. The first premolar is a large tooth, and judging from the alveoli, of greater anteroposterior extent than any of the true molars. The true molars are somewhat worn with use. The anterior part of the crown is more elevated than the posterior, offering in this a resemblance to the *M. condens*, and a contrast to the *M. corrugatus* and *M. ferox*. The fifth cusp is entirely on the inner side of the crown, and is close to the fourth, which it did not equal in elevation when unworn. The heel of the third molar is short so that the length of the crown does not exceed that of the second true molar, which is the most robust of the series. There is a cingulum on the external base of the true molars, and another on the internal base of the anterior half of the crown of the same. The enamel is minutely rugose.

<i>Measurements.</i>	<i>M.</i>
Estimated length of ramus to below condyle .....	.185
Depth at m. i .....	.044
"    " m. iii .....	.040
Width at base of coronoid in front .....	.015
Length of molar series .....	.081
"    " true molars.....	.037
Diameter of canine alveolus (greatest) .....	.020
Diameters base of p. m. i { anteroposterior .....	.0145
{ transverse .....	.009
Diameters m. i { anteroposterior .....	.011
{ transverse .....	.0095
Diameters m. ii { anteroposterior .....	.0125
{ transverse .....	.010
Diameters m. iii { anteroposterior.....	.0125
{ transverse .....	.0095

From the lowest bed of the Puereco of New Mexico. D. Baldwin.

If the skull of this animal was proportioned as in allied forms it was about the size of that of the black bear (*Ursus americanus*).



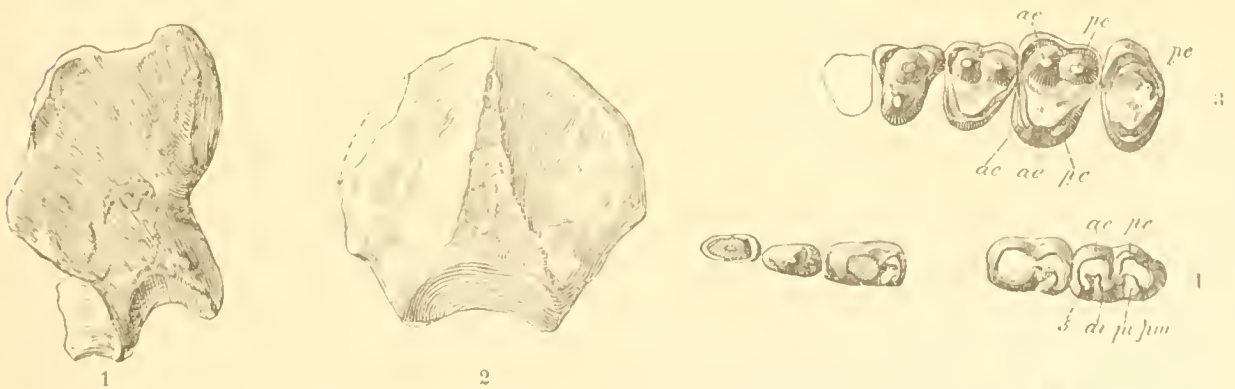
*Mioclenus crassicuspis* Cope. *Conoryctes crassicuspis* Cope; Tertiary Vertebrata, 1885, p. 201, Pl. xxiii c, fig. 6.

Better specimens of the *Conoryctes comma* and of this species show that there is nothing in common between them. The *M. crassicuspis* is allied to the *M. coryphaeus*, but has a deeper ramus of the mandible and was probably a considerably larger animal. The last inferior true molar is relatively of smaller size than in that species. Parts of lower jaws of three individuals are in my collection. These show that the fifth cusp is well developed in all of the true molars, and that the anterior part of the crown is higher than the posterior. The type and a second specimen are from the Lower Puerco; the exact horizon of the other is unknown.

*Mioclenus coryphaeus* Cope. *Sarcothraustes coryphaeus* Cope; Amer. Naturalist, 1885, p. 386.

Nine individuals represent this species in my collection. The best of these includes numerous fragments of a skull with superior molar teeth, and a part of the mandible with the second true molar in a worn condition. The mandibular rami of other individuals furnish the entire inferior series.

The crowns of the superior molars support two external conical cusps which stand close together, but are entirely distinct, and have a circular section. There is a single internal conical cusp flattened on the external side. The entire crown is sur-



*Mioclenus coryphaeus*.—Fig. 1. Right squamosal bone, from within. Fig. 2. Occipital from front. Fig. 3. Left superior molars, lacking p. m. ii, iii and iv. Fig. 4. Inferior molars lacking m. i, and p. m. iv. All from the typical individual except p. m. i, ii, and iii. Figs. 1-2, seven-ninths natural size; 3-4, about natural size.

rounded by a well-developed cingulum, which is especially prominent round the external anterior cusp of the second and third true molars. The posterior external cusp of the last true molar is rudimental, and is situated well within the external line on the posterior border. The fourth premolar has a single external cusp, and the cingulum is wanting on the anterior and interior sides. The outline of the base of the crown

of this tooth is subtriangular; that of the first and second true molars is a half ellipse; while that of the last true molar is a transverse oval, as in the two species mentioned above. In this last respect it differs from the species of *Mesonyx* and *Dissaens*, where that tooth has a triangular base. Enamel delicately wrinkled where unworn. In the *M. antiquus* and *M. conidens*, the first and second true molars have a triangular outline, and there is no internal cingulum.

The occiput of this species rises into an elevated transverse crest with an oval outline, like that of the *Dinocerata*. This is divided in front by an elevated sagittal crest. The brain cavity is very small. There is a preglenoid crest.

<i>Measurements of Superior Molars.</i>		<i>M.</i>
Length of true molars.....		.031
Diameters of p. m. iv {	anteroposterior.....	.010
	transverse.....	.012
Diameters of m. ii {	anteroposterior.....	.011
	transverse.....	.016
Diameters of m. iii {	anteroposterior.....	.008
	transverse.....	.015
Elevation of occipital crest.....		.058

The ramus of the mandible has a low and elongate form, and is not very robust. The inferior outline rises below the coronoid process, and the angular region is narrow and compressed. The condyle is produced posteriorly, and its articular face is removed backwards, and downwards, contracting to an obtuse angle. Its radial line is directed nearly posteriorly. The posterior border of the ramus is concave immediately below it. The dental foramen is below the middle of the coronoid process. The mental foramen is single and is below the p. m. iii. The symphyseal suture is coarse.

The canine tooth is of moderate size (crown broken off). The fourth premolar is one-rooted. The third and second are two-rooted. They are of equal size and small; much smaller than the p. m. i. Their crowns are low, compressed-conic, with a small anterior cingulum and a short carinate heel. The p. m. i is as long anteroposteriorly as any of the molars. Its crown consists of a large compressed-conic cusp directed somewhat obliquely backwards, and a heel supporting two closely-appressed conic cusps. The internal of these is a little posterior to the external; the latter is slightly extended towards the principal cusp. There is a low anterior basal cusp. The anterior part of the true molars is more elevated than the posterior. It consists of three tubercles as already described. The heel supports three cusps; a large external, which has a crescentic section; a minute median, and an anteroposterior interior, which is of medium size, and little elevation. The third true molar differs in having

the median tubercle as large as the external, thus developing a heel. There is a low basal cingulum on all the true molars on the external side, but none on the inner side. The external side of the heel of the p. m. i has a low cingulum. The enamel is minutely rugose, but is worn nearly smooth in old examples.

<i>Measurements of Ramus.</i>		<i>M.</i>
Total length.....		.150
Length of dental series.....		.088
"    "    molar    "    .....		.073
"    "    true molar series.....		.037
"    "    p. m. i.....		.0013
Diameters m. i {	anteroposterior.....	.0105
	transverse.....	.008
Diameters m. ii {	anteroposterior.....	.0125
	transverse.....	.009
Depth ramus at m. i.....		.028
"    "    "    m. iii.....		.028
"    "    from summit of condyle.....		.036
Width of coronoid process at anterior base.....		.015

The mandible from which the above description is taken is that of a different individual whose cranial characters are given on a previous page.

All the specimens are from the Lower Puerco beds.

#### MIOCLENUS PENTACUS sp. nov.

Represented by mandibular rami of seven individuals, which display all the molar teeth except the fourth, which is represented by its alveolus. The character of these teeth is a good deal like that of the *Protoyonia puercensis*, but the absence of superior molars prevents my learning whether the species is one of the Phenacodontidae or not. If it is, it belongs to a genus of that family hitherto undescribed, since the first premolar is absolutely simple, or without internal cusp. This fact prevents my reference of the species to the genus *Chriacus*, to which the details of the structure of the true molars have much resemblance. My reference of this species to *Mioclenus* is therefore purely provisional. The very robust form of the first premolar resembles that of the *Haploconus entoconus* rather than that of any species of *Mioclenus*.

The inferior molars are robust and Phenacodus-like, but the fifth cusp is well developed in all of them, forming an anterior triangle. The three cusps of this triangle are only connected at their bases. The heel is wide and supports a large external marginal cusp and a curved raised margin behind and within, which is notched at two points so as to produce two narrow areas on wear. On the third true molar these are represented by distinct but rather small tubercles. The second true molar

is distinctly larger than the first or the third. The external tubercles of all of the true molars stand within the base of the crown, so that their external faces are unusually oblique. They have a crescentic section, and the posterior sends its anterior ridge obliquely to the base of the posterior of the anterior internal cusps, enclosing a basin as in *Chriacus*. There is a delicate cingulum round the base of the crown on all except the internal sides. The first premolar is a robust tooth, with a wide narrow heel, and a small anterior basal tubercle, besides the principal subconic cusp. A delicate external basal cingulum. The third premolar has a minute heel, and no external or anterior cingulum. Fourth premolar one-rooted. A short space between third and fourth premolars. Enamel minutely rugose, but polished.

The ramus is not deep, but is robust. Its inferior outline rises posteriorly from below the anterior part of the third true molar. The anterior masseteric ridge is prominent. The coronoid process rises gradually from the third true molar, without carrying that tooth with it. The symphysis extends posteriorly to the line of the posterior border of the third premolar. Mental foramina below the second and fourth premolars.

<i>Measurements.</i>	<i>M.</i>
Total length of inferior molar series .....	.060
Length of true molars .....	.030
Diameters p. m. i { anteroposterior .....	.008
{ transverse .....	.0065
Diameters m. i { anteroposterior .....	.0096
{ transverse .....	.0083
Diameters m. ii { anteroposterior .....	.0105
{ transverse .....	.0098
Diameters m. iii { anteroposterior .....	.0105
{ transverse .....	.0083
Depth ramus at p. m. i .....	.019
"    "    " m. iii .....	.021

The seven individuals represented in my collection are all from the Lower Puerco, and the species is probably confined in its range to that horizon.

*MIOCLENUS GAUDRIANUS* sp. nov.

In this species we have a form which in various respects suggests approach to *Onychodectes*. It is represented in my collection by several fragments of the skull of an individual of medium dimensions in the genus. Both maxillary bones are preserved with most of the molar teeth, and a part of the mandible with the last molars.

The first superior premolar has the principal cusp an acute cone with the section but little compressed. It is joined to an internal cusp whose apex is crescentic.

Externally it is bounded by a strong cingulum whose anterior and posterior extremities rise into strong basal tubercles of crescentic section. The first true molar is considerably smaller than the second, and has a strong posterior inner cingular tubercle, but no internal cingulum. The second true molar has the structural characters of the first. Its external cusps are conic, and are little compressed. There is a strong external cingulum, but no internal cingulum. The third true molar has a very small anteroposterior diameter, and has a very strong external cingulum which increases the transverse diameter of the crown. There are delicate anterior and posterior cingula, which are continuous round the internal base of the crown. In the lower molars the third is considerably smaller than the second, and its keel is but little produced. The anterior part of both molars is elevated above the posterior part.

The ramus mandibuli is characterized by the rapid increase of its depth anterior to the base of the coronoid process, and by the distance of the m. iii anterior to the base of the coronoid process. The anterior border of the masseteric fossa is not very strongly marked. The calcaneum has the form usual in Creodonta. The sustentaculum and internal facets are well spread apart, and the enboid facet is triangular and oblique to the long axis of the bone.

	<i>Measurements.</i>	<i>M.</i>
Length of bases of posterior six superior molars.....		.045
"    "    "    true molars.....		.021
Diameters of p.m. i { anteroposterior.....		.007
{ transverse.....		.008
Diameters of m. i (transverse).....		.008
Diameters of m. ii { anteroposterior.....		.0075
{ transverse.....		.0105
Diameters of m. iii { anteroposterior.....		.005
{ transverse.....		.009
Length of inferior m. iii.....		.0085
Diameters inferior m. ii { anteroposterior.....		.009
{ transverse.....		.005
Depth of ramus at base of coronoid.....		.020
"    "    "    front of m. ii.....		.025
Length of calcaneum.....		.025
"    "    free calcar.....		.014

This species has molar teeth about the size of those of the *M. protogonioides*. In that species also, the second superior true molar is larger than the first, but the third is relatively larger than in the *M. gaudrianius*, having two well-developed external cusps. The ramus mandibuli of the *M. protogonioides* does not increase in depth anteriorly, and the inferior m. iii is larger. There is no fifth cusp on the molars.

This species is dedicated to my distinguished friend Prof. Albert Gaudry, Professor of Palæontology in the Jardin des Plantes, Paris. The type specimen comes from the Lower Puerco.

*MIOCLÆNUS INTERRUPTUS* Cope. *Deltatherium interruptum* Cope, Proc. Amer. Philos. Soc., 1882, p. 463; Tertiary Vertebrata, 1885, p. 282, Pl. XXIII d, fig. 13.

The type and only specimen of this species is imperfect, but presents the character which is shared by no other in this genus, of interspaces between the second, third, and fourth inferior premolars. The fourth premolar is not present in the specimen, whence my former reference of the species to the genus *Deltatherium*, but the appearance of the surface of the ramus leads me to suspect that the tooth has been lost by accident. The species is further peculiar in the very small anteroposterior diameter of the first premolar, in which it differs from the other species where this tooth is known. The fifth cusp is well-developed on the m. i, but the other inferior molars, with the superior dentition, are unknown.

*MIOCLÆNUS LYDEKKERIANUS* sp. nov.

This species is characterized by the presence on the inferior molar teeth of a distinct curved ledge in front of the two principal anterior cusps, which terminates in a more or less distinct fifth cusp at its internal extremity. The ledge with its curved anterior edge is unusual in this genus, though more or less developed in some of them, especially the *M. opisthacus*. The present species is much larger than the latter, and exceeds the *M. subtrigonus* also, but is smaller than the *M. protogonioides*.

The heel is rather wide and the edges elevated and with only an external cusp-like elevation, giving a basin-like surface. The last molar is not enlarged or reduced, but is narrower than the m. ii. The crowns are without cingula, and the enamel is obsoletely plicate. No premolars preserved.

	<i>Measurements.</i>	<i>M.</i>
Length of true molars.....		.018
"    " last true molar.....		.007
Diameters m. ii {	anteroposterior.....	.006
	transverse.....	.006
Diameters m. i {	anteroposterior.....	.0055
	transverse.....	.0055
Depth of ramus at m. i.....		.014

Portions of three mandibular rami represent this species. It is dedicated to Dr. Richard Lydekker, the distinguished curator of vertebrate palæontology in the British Museum.

*MIOCLÆNUS FILHOLIANUS* sp. nov.

Parts of both mandibular rami of two individuals represent this species in my collection. One of these presents the five posterior molars in perfect preservation. The characters ally the species to some of those of *Chriacus*, but the simple first inferior premolar distinguishes it from that genus. After the *M. minimus* and the *M. acolytus* this is the smallest species of *Mioclænus*, and its inferior molars have the cusps more acute and elevated than in any other.

The molars are distinguished from those of several other species, including *Chriacus schlosserianus*, in that they increase in size, regularly posteriorly. The first is thus much smaller than the third, a proportion which is reversed in many other species. The two anterior cusps are joined much above the level of the heel, which would be thus much below them, but for the fact that its border is much elevated, leaving the median surface a deep basin. The fifth cusp is small and is elevated and close to the fourth, and is connected with the anterior external by a curved crest. The edge of the heel is developed into three small cusps, one median and two lateral. The third true molar is quite elongate, and has six well-developed cusps in all. The first premolar has a short base, and the principal cusp is truncate behind, and has a sharp edge in front. The heel is very short and terminates in a small acute cusp, and there is no anterior basal cusp. The second premolar has a small cuspiform heel. There is a weak cingulum on the first premolar and first true molar, but only traces remain on the m. i and ii. Enamel smooth.

<i>Measurements.</i>		<i>M.</i>
Length of true molars.....		.017
Diameters of m. i	{ anteroposterior.....	.0045
	{ transverse.....	.003
Diameters of m. ii	{ anteroposterior.....	.0052
	{ transverse.....	.0035
Diameter of m. iii	{ anteroposterior.....	.006
	{ transverse.....	.0035
Depth of ramus at front of m. i.....		.012

The two specimens of this species were found in the lowest beds of the Puerco formation by Mr. David Baldwin. It is dedicated to Dr. Henri Filhol, the distinguished French paleontologist, whose discoveries in the field of extinct Mammalia have been so numerous and important.

*MIOCLÆNUS PROTOGONIODES* Cope; Amer. Naturalist, 1882, p. 833; Tertiary Vertebrata, 1885, p. 340, Pl. XXV f, fig. 17.

This species has been known hitherto by the last two superior molars only. At present I have in addition, a fragment of a maxillary bone with the first and sec-

ond true molars, and a set of jaws of a single broken skull, and also a left mandibular ramus containing all but the canine and fourth premolar teeth. The species is distinguished in the upper series by the relatively considerable development of the second and third superior molars, the third having two well-developed external cusps. Also by the strong development of the intermediate tubercles, and the distinctness of the posterior inner tubercle of the first and second true molars. Though distinct, it is only a small acute elevation of the posterior cingulum. The latter passes round the internal base of the second and third true molars, but not the first.

The ramus of the lower jaw is of moderate and uniform depth throughout, and not convex below, as in *M. gaudrianus*. The second and third true molars have no trace of the fifth cusp; the anterior part of the first is lost. There is a weak median posterior tubercle on the first and second true molars, which is developed into a very large obtuse heel in the third, so that this tooth is longer than either of the other true molars, and reaches to the base of the coronoid process. The first premolar is not relatively so large as it is in some of the species above described. Its principal cusp is but little compressed, and the heel is short and transverse, and has the inner extremity almost cuspidate. A small acute anterior basal cusp. The second premolar has anterior and posterior basal cingula only. The third is a little smaller than the second. The only cingulum of the inferior molars is at the outer base of the anterior half of the crown. This half is a little higher than the posterior half.

<i>Measurements of Ramus.</i>		<i>M.</i>
Length of true molar series.....		.0245
Diameters m. ii {	anteroposterior.....	.0075
	transverse.....	.0065
Diameters m. iii {	anteroposterior.....	.0095
	transverse.....	.006
Depth of ramus at end of m. iii.....		.019
" " " " " m. i.....		.016

**MIOCLENUS FLOVERIANUS** sp. nov.

This species is indicated by parts of two mandibular rami which display four of the molar teeth, with which were found the following bones of the skeleton: several vertebrae, parts of both humeri, distal end of radius, greater part of right ilium. These all appear to be parts of the same skeleton.

The first true molar has a well-developed fifth cusp which is median in position and larger and lower than the fourth cusp, from which it is well separated in position. There is no trace of fifth cusp on the other true molars, but there is a median posterior of small size on the m. ii. The last inferior molar is not reduced as in some spe-



cies, but is smaller than the penultimate, and has but a short heel. The first premolar is about the length of the first true molar. It is robust, and the cusp is a little compressed, but is flattened behind. The heel is very short and is convex posteriorly. A very small anterior basal cusp. The anterior part of the crown of the m. i is higher than the posterior, which only supports one tubercle, the external. The inequality between the anterior and posterior tubercles of the third true molar is unnoticeable. No cingula on molars or premolars.

There are two lumbar and one caudal vertebrae. The centra are depressed by pressure; arches lost. The caudal vertebra is one of the proximals. It is robust, and indicates a well-developed tail. The head of the humerus is extended in the direction of the greater tuberosity. The latter is large and truncate both proximally and externally; at the posterior external angle is a distinct *fossa m. teretis*. The bicipital groove is wide. The lesser tuberosity is bounded by an angle, which rises proximad and towards the greater tuberosity. The deltoid ridge extends to below the middle of the shaft. The internal condyle is large and compressed so as to be vertical; it is pierced vertico-obliquely by the large entepicondylar canal. The external epicondyle is very little prominent, and is mostly occupied by its fossa. The transverse extent of the condyles is not very great. The lateral borders of its posterior groove are sharp. The convexity of the roller is pronounced but not approaching an intertrochlear crest. The distal extremity of the radius is wider than deep and the outer side is truncate, so that the section of the shaft is a triangle. At the extremity the ulnar side is grooved, and above the prominent superior border of this groove is another, which is bounded above by a short robust flat ridge. The outlines of the scaphoid and lunar fossae are distinct except where they pass into each other.

The ilium is robust, and at the peduncle the anterior or inferior face is nearly as wide as the interior. At the sacral articulation it is moderately expanded. The anterior inferior spine or tuberosity is moderately prominent, and is situated a considerable distance proximad of the acetabulum, opposite the narrowest part of the peduncle.

	<i>Measurements.</i>	<i>M.</i>
Length m. i .....		.009
Width " posteriorly.....		.0065
Diameters m. ii {	anteroposterior.....	.009
	transverse .....	.0075
Diameters m. iii {	anteroposterior.....	.009
	transverse .....	.007
Diameters p. m. i {	anteroposterior.....	.009
	transverse .....	.005
Length of centrum of lumbar vertebra.....		.022

	<i>Measurements.</i>	<i>M.</i>
Diameters of head of humerus	{ long, with great tuberosity.....	.021
	{ short, " small " .....	.017
Least diameter of shaft do. ....		.005
Width of distal end do. ....		.025
" " condyles in front.....		.015
Diameters distal end of radius	{ transverse.....	.0105
	{ vertical.....	.009
Ilium anterior width of peduncle.....		.010
" external " " " .....		.014

This species is one of medium size in the genus. It is quite of the type of the *M. ferox* and *M. corrugatus*. Its inferior molar teeth are considerably larger than those of the *M. protogonioides*, and the last one is shorter in relation to its length. It is dedicated to Professor W. H. Flower, Director of the Natural History Department of the British Museum.

*MIOCLÆNUS CORRUGATUS* Cope; Proc. Amer. Phil. Soc., 1883, p. 560; Tertiary Mammalia, 1885, p. 341, Pl. XXIV f, fig. 5; XXIV g, fig. 8.

The discovery of nearly entire mandibular rami of this species and of *M. ferox* enables me to determine the distinctive characters of the two species better than heretofore. While the true molar teeth in the two are of nearly equal size, or at least within the range of variation not unusual in a variable species, the mandibular ramus of the *M. corrugatus* is very much smaller every way than that of the *M. ferox*. The shortening influences the length of the premolar series, which is much shorter in the *M. corrugatus*, the teeth being crowded, while in the *M. ferox* they are (the second, third and fourth) separated by interspaces. An astragalus which accompanies the jaws of *M. corrugatus* is identical in character with that of the *M. ferox* but of smaller size.

*MIOCLÆNUS OPISTHACUS* Cope; Amer. Naturalist, 1882, p. 833. *Hemithlæus opisthacus* Cope; Tertiary Vertebrata, p. 407, Pl. XXV f, figs. 8-9.

The typical specimens of this species include parts of four mandibular rami with teeth, and a single superior molar, which is that of a species of *Hemithlæus*. The association of this superior molar with the mandibles cannot be demonstrated. I have subsequently received a mandibular ramus with nearly complete dental series, associated with a portion of a skull which contains the true molars and the first premolar in a perfect state of preservation. Everything inspires the belief that these are parts of the same animal. In addition I have parts of both rami of a sixth individual which support most of the teeth; and a maxillary bone with m. ii, m. i and p. m. i, with parts of mandibles of a seventh, and mandibles of five other individuals.

This species exhibits characters intermediate between the types with robust premolars, and those with premolars of narrower and more angular form. The second superior premolar has no internal cusp and is trenchant, but the first has a very large internal cusp, whose base is as large as that of the external one, and which has slight anterior and posterior cingula, but no internal or external ones. It resembles the corresponding tooth of some of the *Periptychidae*. The true molars are those of this genus, resembling those of the *M. subtrigonus*. The external cusps are distinct and not compressed. The crown is surrounded by a cingulum except on the internal side. The cingulum rises into a small cusp between the external cusps, and into a small but distinct posterior internal cusp. In the inferior series the first and second premolars are enlarged and have longitudinally oval bases; both have posterior heels.



Fig. 5.



Fig. 6.

Fig. 5. *Mioclanus opisthacus* molars of both series  $\frac{2}{3}$  natural size: the cusps are lettered; *ae*, anterior external; *pe*, posterior external; *ain*, anterior intermediate; *pin*, posterior intermediate; *ai*, anterior internal; *pi*, posterior internal; *5*, fifth cusp.

Fig. 6. *Chriacus priscus*  $\frac{2}{3}$  natural size; teeth of both jaws.

and the first has a small anterior one; both are like those of *Anisonchus*. The inferior true molars illustrate the transitional condition of the fifth cusp in this genus. A narrow crest descends inwards from the anterior external cusp, but terminates below the level of the fourth, or opposite inner cusp, and there is no fifth cusp, or but a rudiment in the *m. iii* of one of the specimens.

<i>Measurements of Fifth Specimen.</i>		<i>M.</i>
Length of superior true molars	.....	.014
Diameters of superior p. m. i	{ anteroposterior.....	.0015
	{ transverse.....	.007
Diameters of superior p.m. ii (spec. No. 7)	{ anteroposterior.....	.006
	{ transverse.....	.004
Length of inferior molars (except p. m. iv)	.....	.0335
"    "    "    true molars	.....	.0155
"    "    "    p. m. i	.....	.0058
Width of inferior p. m. i	.....	.003
Length of inferior m. iii	.....	.006
Width    "    "    "	.....	.003
Depth of ramus at m. i	.....	.010

## MIOCLĒNUS ZITTELIANUS sp. nov.

This species is represented by a skull which lacks the occipital region. It is enclosed in a silico-calcareous concretion, and the teeth have been cleanly exposed by weathering, but the surface of the skull is not cleaned. Large parts of both mandibular rami with their teeth are preserved.

The dental characters resemble those of the *M. turgidus*, but differ in the absence of internal cusps of the superior premolars. The dimensions are smaller, especially those of the premolar teeth. The last molar in both jaws is much smaller than the others, as in *M. turgidus*, and the intermediate tubercles in the superior molars are present, but small. The external cingulum is distinct on the superior true molars, but wanting on the premolars. The same is true of the anterior and posterior cingula, while internal cingula are absent from all the teeth. The heels are rudimental on the first and second inferior premolars.

	<i>Measurements.</i>	<i>M.</i>
Length of superior molar series.....		.036
“ “ “ true molars.....		.014
Diameters superior p. m. i	{ anteroposterior.....	.0055
	{ transverse.....	.007
Diameters superior m. ii	{ anteroposterior.....	.0055
	{ transverse.....	.0072
Width between p. m. ii on palate.....		.0075
“ “ m. ii on palate.....		.015

From the Upper Puerco. Dedicated to Professor Karl Zittel, of the University of Munich, and Director of the Museum.

## MIOCLĒNUS TURGIDUNCULUS sp. nov.

This species is primarily indicated by a portion of a left maxillary bone which supports the first two true molars, and the first premolar. There is a mandibular ramus supporting the corresponding teeth of the inferior series, which probably belongs to the same species, and the posterior parts of two other rami, each supporting the last two molars, are also referred to it.

The peculiarity of the superior molars consists in the strong external cingulum and intermediate tubercles, and the large size of the first premolar, and especially of its internal cusp, in which respects it resembles that of the *Mioclenus opisthacus*. It has no cingula whatever, except a trace at the anterior and posterior external angles. There are anterior and posterior, but no internal cingula of the true molars. In the *M. minimus* the molars have no cingula, except faint traces of the anterior and posterior, and the intermediate tubercles are wanting.

The inferior molars are referred to this species because of the large size of the premolars, which approach in dimensions those of the *M. zittelianus*. The first has a low wide heel, and no anterior basal angle. The fifth cusp exists as a cusp on the m. i and ii. The curved border of the heel in these teeth is more elevated than in the *M. minimus* on the inner side, so as to enclose a deep basin, which is much better defined than in *M. minimus*. In the third and fourth individuals, where the last inferior molar is preserved, this tooth is smaller than the m. ii, and both of these teeth have the fifth cusp present, but small, and appressed as a small twin on the anterior face of the fourth. This occurs also in the *M. acolytus*, and I do not believe that the character is constant.

	<i>Measurements.</i>	<i>M.</i>
Length of superior molars (last estimated).....		.011
Diameters m. ii { anteroposterior.....		.005
{ transverse.....		.0055
Diameters m. i { anteroposterior.....		.001
{ transverse.....		.0045
Diameters p. m. i { anteroposterior.....		.0045
{ transverse.....		.006
Length inferior true molars (sp. 2).....		.0125
"    "    p. m. i.....		.005
Depth ramus at m. ii.....		.0075

The typical specimen is from the lowest beds of the Puerco. D. Baldwin.

*MIOCLENUS ACOLYTUS* Cope. *Hypopsodus acolytus* Cope; Proc. Amer. Phil. Soc., 1882, p. 462; Tertiary Vertebrata, 1885, p. 238, Pl. XXIII d, figs. 5-6.

Additional specimens of this species show that it differs from the *M. minimus* in the presence of a strong external cingulum of the superior true molars, and the less reduced size of the last inferior molar. A single specimen, figured as above, displays the first two true molars and the first premolar above, and both the last inferior molars of the same skull. From the *M. turgidunculus* this species is easily distinguished by the small first and second premolars in both jaws. A damaged skull, without lower jaw, shows this character, as well as the type, and also that the fourth superior premolar has but one root, and is of small size; also that the canine is well developed and has a vertical direction. The second superior premolar has an internal cingulum, but no cusp.

	<i>Measurements of Skull.</i>	<i>M.</i>
Length of superior dental series.....		.0252
"    "    "    true molars.....		.009
Width between superior canines.....		.011

Five specimens; all from the Upper Puerco except one, and the specific reference of this one is uncertain.

The tritubercular superior molars and simple premolars show that this species cannot be referred to the genus *Hyopsodus*.

The number of the superior premolars of the allied *M. minimus* is unknown, so that it may be a *Tricentes*. In this genus it can be only compared with the *T. inaequidens* (Fig. 8), which is of about the same size. But in that species the last molar is still more reduced than in *M. minimus*.



Fig. 7.

Fig. 7. *Tricentes bucculentus*  $\frac{3}{8}$  natural size.



Fig 8.

Fig. 8. *Tricentes inaequidens*  $\frac{5}{8}$  natural size.

CHRIACUS Cope.

Proc. Amer. Phil. Soc., 1883, p. 314 ; Tertiary Vertebrata, 1885, p. 740.

In the absence of sufficient knowledge of the skeleton in this genus I find its distinction from *Miocænus* to rest on dental characters. It differs from that genus in the presence of an internal cusp of the first inferior premolar, which is however but little developed in some of the species. The molars of the inferior series may be usually easily distinguished from those of *Miocænus* in the well-developed fifth cusp, and in the trihedral cusp of the external side of the heel, which with the raised internal border gives the heel the basin-like character which is seen in *Pelycodus*. The character of the inferior molars graduates into that of *Miocænus* through such species as *M. subtrigonus* and *C. schlosserianus*.

The species are difficult to distinguish with the material in my possession. I recognize ten from the Puerco and one from the Wasatch. The former are distinguished as follows. Owing to the absence of corresponding parts I am obliged to compare the superior and inferior dental series in separate tables :

*Species with Superior Molars.*

- I. Posterior cingulum and its interior cusp large, forming a prominent angle of the crown.
  - Larger ; true molars .0185..... *C. pelvidens*.
  - Smaller ; true molars .014 (Fig. 9)..... *C. truncatus*.
- II. Posterior cingulum and cusp small or insignificant.
  - a. Superior molars wider than long.
    - Largest ; molars .0195 ; depth of ramus at m. i .012..... *C. priscus*.
    - Medium ; molars .015 ; depth of ramus .011..... *C. schlosserianus*.
    - Smallest ; molars .010 ; depth of ramus .007..... *C. simplex*.
  - aa. Superior molars longer than wide.
    - Medium ; molars .0165..... *C. hyattianus*.

*Species with Inferior Molars only.*

- I. Size large ; premolars unknown.  
 Inferior true molars .0285 ; depth ramus at m. i .015..... *C. ructimyceranus*.
- II. Size smaller ; premolars not spaced.  
 Inferior true molars .023, last large ; ramus .018..... *C. pelvidens*.  
 Inferior true molars .017, the last small, the first not reduced ; ramus .011..... *C. schlosserianus*.
- III. Size smaller ; spaces between p. ms. ii, iii and iv.  
 True molars .018, fifth cusp very distinct from fourth ; molar series .043..... *C. baldvini*.  
 True molars .024, fifth cusp divergent, connected with fourth by a crest ; molar series .050..... *C. stenops*.
- IV. Smaller ; third premolar larger than second.  
 Depth of ramus at p. m. i .010 ... .. *C. inversus*.



Fig. 9.

Fig. 9. *Chriacus truncatus*  $\frac{2}{3}$  natural size.



Fig. 10.

Fig. 10. *Indrodon molaris*  $\frac{2}{3}$  natural size.

*CHRIACUS PRISCUS* sp. nov. Fig. 6.

This species is represented primarily by a fragmentary skull of which there remain, the superior walls of the brain case, a part of the left maxillary bone, which supports the posterior five molars ; part of the right maxillary with three molars, and part of the right mandibular ramus with the anterior two true molars. There are associated as conspecific with this individual, a second, represented by superior and inferior molars ; a third represented by superior molars only, and two others represented by mandibular rami only ; in all, five individuals. All are from the lowest beds of the Puerco.

The superior molars are of the same size as those of the *C. pelvidens*, but are very different in form. The absence of the strong internal angles of the crown at the inner extremities of the anterior and posterior cingula, is one character. The straight outline with an open margination of the external side of the crown in *C. pelvidens* is in strong contrast with the two convexities, each following an external cusp which form the outline in the *C. priscus*. The first premolar has a small internal cusp in the *C. priscus* ; a large one in the *C. pelvidens*. It is represented by an angular cingulum in the *C. priscus*. In this species the cingulum does not extend round the inner base of the crown, except weakly in the last molar.

The inferior molars have a relatively greater transverse diameter than those of any other species of the genus. They also differ from those of the *C. pelvidens* and *C. stenops*, which they resemble in size, in the nearly equal elevation of the anterior and posterior cusps, and in the absence of an external basal cingulum. The fifth

cuspid is a small cone, and is not spread away from the fourth and connected with it by a crest, as in *C. stenops*. In specimens with the last inferior molar preserved, that tooth is seen to be of average proportions.

The brain-case is long, narrow and rather low, and the sagittal crest is low and thin. It does not in the least resemble that of *Adapis*, but is rather that of a *Creodonta*. Postorbital region lost.

	<i>Measurements.</i>	<i>M.</i>
Length of five superior molars.....		.031
Diameters p. m. i {	anteroposterior .....	.0055
	transverse .....	.0055
Diameters m. ii {	anteroposterior .....	.007
	transverse .....	.0085
Diameters m. iii {	anteroposterior.....	.0055
	transverse .....	.0075
Diameters inferior m. ii {	anteroposterior.....	.007
	transverse.....	.0065
Diameters m. i {	anteroposterior.....	.006
	transverse .....	.006
Depth of ramus at m. i.....		.012

*CHIRIACUS SCHLOSSERIANUS* sp. nov.

Parts of four individuals represent this species. Three of these are from the Upper Puerco; the exact horizon of the fourth is probably the same, as those from the Lower Puerco are especially marked in my collection. The typical specimen includes parts of both maxillaries with molars; both mandibular rami, one nearly perfect and supporting the last four molars; parts of both humeri, an ulna and part of the right astragalus. The species is smaller than the *C. priscus*, and has about the dimensions of the *Mioclenus subtrigonus*.

The posterior internal cingular cusp of the second superior molar is better developed than in the *C. priscus*, but nothing like that seen in the *C. pelvidens* and *C. truncatus*. The cingulum continues round the internal side of the crown in the second and third molars (first injured). External cingulum present. Last molar of relatively small size, about as in *Mioclenus turgidus*, but larger than in *Tricentes inaequidens*. Internal cusp of p. m. i small. The inferior series is distinguished by the small size of the third. The anterior part of the crown of the inferior molars has a distinctive character. The fifth cusp is not distinctly defined, but the anterior part of the crown forms a three-side prism, the anterior edge, or that connecting the external anterior cusp with the fifth, being very well defined. On wearing, the summit forms a narrow V with the apex external. External cingulum complete on the second true molar only. The first premolar is of moderate size, and has an anterior



ensp of an elevation equal to the internal ensp. There are no interspaces between the first, second and third premolars, and probably not behind the fourth, as the jaw is shallow and tapers rapidly. It is, however, deeper than in the *C. simplex*. Mental foramina below the second and fourth premolars.

There is nothing noteworthy in the humerus. The astragalus has but a short anteroposterior trochlear surface, and it extends well on the neck, indicating a plantigrade foot. It is slightly concave transversely. The malleolar face is oblique, and projects posteriorly beyond the fibular face, which is vertical. The base of the posterior notch bridges the minute median foramen. The ulna is much compressed, and has a large olecranon. The humeral cotylus is diagonal to the long diameter of the shaft, and has a marginal flange behind on the interior side, and in front on the exterior side. The radial face is absolutely flat and is directed inwards at an angle of thirty degrees from the vertical. It indicates a flat head of the radius, without rotary capacity. Below the superior border of the ulna, on the external side, is a deep groove which extends to the edge of the flange of the humeral cotylus.

<i>Measurements.</i>		<i>M.</i>
Length of superior true molars.....		.015
Diameters of m. iii {	anteroposterior.....	.0062
	transverse.....	.0035
Diameters of m. ii {	anteroposterior.....	.006
	transverse.....	.008
Diameters of p.m. i {	anteroposterior.....	.0055
	transverse.....	.004
Length of inferior molars less m. i.....		.029
“ “ “ true molars.....		.017
“ “ “ molar iii.....		.0055
Diameters m. ii {	anteroposterior.....	.0055
	transverse.....	.0045
Depth of ramus at m. i.....		.010
Width of distal condyle of humerus in front.....		.011
Diameter shaft humerus at middle {	anteroposterior.....	.006
	transverse.....	.007
Depth of ulna {	at olecranon.....	.009
	at cotylus.....	.0065
	at coronoid.....	.009
Width of astragalus.....		.008
Width of trochlea.....		.005
Height of trochlea, external side.....		.0045

This species is dedicated to my friend Dr. Max Schlosser, of Munich, whose works on the extinct Mammalia are among the most important of modern times.



The femur of the second specimen is nearly perfect. The trochanters are well developed; the great extending proximad to the head, and connected by a curved ridge with the less. Third trochanter superior in position, its superior part overlapping the line of the inferior part of the lesser. Head without fossa or notch *ligamenti teris*. Rotular face elevated, wide, with equal borders and slight concavity. Condyles well separated.

<i>Measurements of No. 2.</i>		<i>M.</i>
Length of inferior molar series.....		.043
"    "    "    true molars.....		.0205
"    "    "    "    m. iii. ....		.007
Depth of ramus at m. i. ....		.015
"    "    p. m. iv. ....		.009
Length of femur (greatest). ....		.098
Width at head. ....		.022
"    "    middle of shaft (crushed).....		.011
"    "    condyles.....		.017

*CHIRIACUS STENOPS* sp. nov.

Four mandibular rami of three individuals represent this species. Two of the rami are entire to the base of the canine tooth. These show interspaces between the second and third and third and fourth premolars, not seen in such species as *C. pelvidens* and *C. schlosserianus*. It resembles in this respect the *C. baldwini*, but differs from it in characters already mentioned, and in its superior size. The internal cusp of the first inferior premolar is also much better developed.

The anterior cusps of the true molars are more elevated than the posterior, but the difference is not so great as in some other species. The fifth is a prominent angle, nearly in line with the fourth, and connected with it by a crest. The heel has an external angular cusp with crescentic section, well distinguished from an internal curved border which is connected with a small median posterior angle. This becomes a prominent cusp in the third molar, which is of average size. Molars with an external cingulum. Enamel coarsely and obsoletely rugose in unused specimens. The first premolar has a well-developed transverse heel, and anterior basal cusp. The second has the same, but of reduced proportions.

In a specimen (No. 3) cleaned by weathering, the posterior border of the symphysis is opposite the posterior border of the p. m. iii; the two mental foramina are below p. m. ii, and the space between p. m. iii and iv.

<i>Measurements No. 1.</i>		<i>M.</i>
Length of dental series including canine.....		055
"    "    molar series .....		.019
"    "    true molar series .....		.021

		<i>Measurements No. 1.</i>	<i>M.</i>
Diameters m. i	{	anteroposterior .....	.0073
		transverse .....	.0055
Diameters m. iii	{	anteroposterior .....	.008
		transverse .....	.0055
<i>No. 3.</i>			
Length of premolar series.....			.026
Depth of ramus at m. i.....			.013
" " " " p. m. iv.....			.008

All the specimens of this species are from the Upper Puerco.

*CURTIACUS INVERSUS* sp. nov.

The characters of this species are so well marked that I introduce it here, although the material representing it is slight, a portion of a single mandibular ramus which supports three premolars, and one true molar. The posterior part of a ramus accompanies this specimen and may belong to the same species. But of this there is doubt.

The first premolar has a well-developed interior cusp, and a large heel. The latter has an internal vertical, and an external oblique side, terminating in a cutting edge, the internal curving round the posterior border to meet the external. There is no anterior basal cusp, nor any cingulum. The second and third premolars are compressed, and have cutting edges before and behind. The second has the heel slightly transverse, and a mere trace of anterior basal lobe. The third is larger than the second and is more compressed. Externally its face is regularly convex, but internally its convexity is a vertical median rib, and in front of this the face is concave, thus maintaining the acuteness of the anterior cutting edge on wear. The heel is small and compressed; anterior lobe none. The enamel of all the teeth is smooth. No cingula.

		<i>Measurements.</i>	<i>M.</i>
Length of posterior three premolars.....			.015
" " p. m. iv.....			.007
Width " " ".....			.0038
Depth of ramus at front of m. i.....			.0115

*TRISODON* Cope.

Amer. Naturalist, 1881, p. 667; Tertiary Vertebrata, 1885, p. 270.

But one species of this genus is described, although several have been referred to it. All but the type species have found a congenial location in the genus *Miocænus* (group *Goniacodon*). I am now able, however, to add a second species of typical form.

## TRIISODON BICULMINATUS sp. nov.

Parts of the mandibular rami of two individuals indicate this species. One of these supports the first and second true molars, and the other the first true molar only. The character of the genus is seen in the great development of the external cusp of the heel, and the absence of an internal cusp, so that the heel appears to have one cusp with an oblique cutting edge, resembling in this respect *Palæonyctis*. The two principal anterior cusps are opposite each other and united for half their elevation, and the internal is larger relatively than in the *T. quivirensis*. The fifth cusp is low, forming a distinct tubercle in the first molar only, and represented by the internal angle of an anterior ledge in the second. The heels of both the molars have three small tubercles on the posterointernal border, which are not so much elevated as the corresponding ones in the *T. quivirensis*. A weak external cingulum only. Enamel absolutely coarsely rugose with minute tubercles.

		<i>Measurements.</i>	<i>M.</i>
Diameters m. i	{	anteroposterior.....	.011
		transverse .....	.008
Diameters m. ii	{	anteroposterior.....	.012
		transverse .....	.0095
Depth of ramus at m. i.....			.020

From the bottom of the Puerco beds.

## DISSACUS Cope.

Amer. Naturalist, 1881, p. 1019; Tertiary Vertebrata, 1885, p. 344, 741.

Numerous pieces of the skeleton associated with molar teeth which agree with those of the *D. navajovius*, throw much light on its characters, and on the position of the genus *Dissaens*. In the first place the zygapophyseal articulations of the lumbar vertebrae are of the involute type common to all the Creodonta. This is also determinable from the specimen described by me in the Tertiary Vertebrata, p. 741. In the new skeleton the fragments of metapodials, probably metatarsals, furnish evidence of the existence of five digits, which distinguishes the genus from *Mesonyx*, where there are but four. The astragalus is especially interesting in its relation to that of *Mesonyx*. It has, as in that genus, a distinct cuboid facet, separated from that of the navicular by an angle, but the angle is not as well defined as in *Mesonyx* and *Pachyaena*. The trochlea is very slightly concave, thus differing widely from that of the *Mesonychidae*, and resembling that of other Creodonta. This bone therefore furnishes a clear guide to the phylogeny of the *Mesonychidae*. The two facets are well defined on the proximal extremity of the cuboid. Its distal extremity supports but one, a

concave facet. The tubercle, like the olecranon, is elongate. The coracoid is distinct but short. The peduncle of the ilium is wide. The odontoid process is rather long and cylindrical. There is an entepicondylar foramen, as in *Pachyæna*.

*DISSACUS NAVAJOVIVUS* Cope, loc. cit.; Tertiary Vertebrata, Pl. XXV c, fig. 1.

The paradiapophysis of the atlas has the base extended throughout the vertebra anteroposteriorly, and the vertebral canal divides it anteroposteriorly, issuing at about the middle of the superior surface. The atlantal articular surfaces of the axis are distinct from those of the odontoid. The floor of the neural canal has a low median convex ridge, which extends to near the end of the superior side of the odontoid process, from which it is separated, as well as from the articular faces below, by a shallow groove.

The glenoid cavity of the scapula is an oval, gradually acuminating to the narrow origin of the coracoid. The spine originates abruptly a little posterior to the middle line. In the humerus the entepicondyle is of moderate dimensions, much larger than in *Mesonyx*, but less prominent than in many other Creodonta. Outside the roller of the condyle there is a distinct border facet, rising to its external border, which is present in *Mesonyx*, but is wanting in *Oxyæna*. The roller is distinctly convex. The internal flange is well developed. In the ulna, the olecranon is long, straight and compressed. Its inferior border is of uniform width from below the glenoid surface to the extremity, and is but little in excess of that of the shaft further forwards. The posterior flange for the humerus is not present on the external side of the glenoid surface. The radial facet is not very oblique, and it is followed distally on the external side by a deep groove, which runs out on the external side of the shaft. The latter is marked by a deep and wide longitudinal gutter on its internal side, which is bounded by a narrow edge above, and a wide border below. It runs out on the inner side of the shaft proximally, opposite the middle of the external groove. This gutter is wider and deeper in this species than in any creodont known to me, excepting the *Pachyæna ossifraga*. The head of the radius is a depressed oval, with three articular surfaces; a median concave, and a narrower reflected bevel at each end, fitting corresponding faces of the humerus. The inferior ligamentous fossa is wide and shallow.

The femur is not preserved excepting the head, which shows a rather shallow fossa ligamenti teris, which is well separated from the border. The astragalar face of the tibia is quite oblique, especially next to the fibular suture. The internal malleolus is large, vertical, truncate and furnished with a tuberosity in front of the distal extremity. The articular surface is folded back over the anterior edge for a short

distance on the anterior face, to correspond with the fossa of the neck of the astragalus. The astragalus is somewhat depressed, and is quite oblique to the vertical plane. The neck is of moderate length, and is depressed, and the navicular facet slopes at an angle of forty-five degrees when the astragalus rests on a plane surface. The long axis of the trochlea slopes at an angle of thirty degrees to the long axis of the entire bone, outwards and forwards. The posterior foramen is completely enclosed. The malleolar face is oblique, the fibular vertical. The articular surface of the trochlea is continued in an excavation of the neck to its middle, and is terminated by an acute recurved boundary. This indicates a foot frequently held at right angles to the leg, and a plantigrade walk. The obliquity of the astragalus, which fits the tibia perfectly, means that the hind legs diverged to the feet in a very obvious manner. If the calcaneum is placed on a plane surface this divergence is still greater, since the calcaneum is obliquely related to the astragalus, as the latter is to the tibia. The animal may have, however, walked on the external edge of the foot. The sustentaculum is not very large as compared with the cuboid facet. The latter is trapezoid in outline, the four sides all unequal, being related as to length in the following order, beginning with the longest—inferior, superior external, superior internal, internal. When the astragalar facets are held in a horizontal plane, the long axis of this face is horizontal. In this position, the inferior surface of the calcaneum is a narrow obtuse ridge, bounded on the external side by a wide deep gutter. This is bounded above by an angular border of a narrow superior-external face, which widens posteriorly. The superior surface is an obtuse ridge. The internal surface is undivided by groove or ridge and slopes outward below. The inferior ridge terminates in an acumination at the inferior border of the cuboid facet. In front of the astragalar facets, the superior face of the calcaneum has three longitudinal fossae separated by low ridges. The internal, which is in front of the sustentacular, is twice as large as any of the others. A transverse section through the middle of the cuboid bone is irregularly triangular. The external face is smooth. On the inferior face the large tuberosity is flattened, and is subquadrate in outline. It is separated from the edge of the metatarsal facet by a groove which is, however, *closed at both ends*, indicating that it has not a pulley-like function for the usual tendon. On the interosuperior face we have proximally a smooth band for the navicular, and about the middle, an oval facet transversely placed for the ectocuneiform. The cuboid and navicular do not then present in different directions as they do in *Oxyaena*, but in the same direction, as in *Mesonyx*.\* The ectocuneiform is deeper than long, and longer

\* Scott, On New and Little Known Creodonts, Jour. Phil. Acad., 1886, p. 163.

than wide. The cuboid facet is continuous, at a right angle with the navicular facet. The metatarsal facet is simple, and is anteroposteriorly concave. There are two distal mesocuneiform facets, and one proximal which is turned down for a short distance in front.

The *Dissacus navajovius* is a smaller species than any of the other Mesonychidæ, and is especially interesting in view of the ancestral characters which it displays. It shows that the specialization of the extremities which has occurred in the Carnivora has taken place in this line also, in the progressive digitigradism; the reduction of the digits; the development of a trochlea of the ankle-joint; and the loss of cusps from the molar teeth.

	<i>Measurements.</i>	<i>M.</i>
Length of base of paradiapophysis of atlas .....		.016
"    "    odontoid process of axis.....		.009
"    "    atlantal facet of axis.....		.013
"    "    centrum of lumbar vertebræ.....		.018
Diameters glenoid cavity of scapula {	anteroposterior.....	.020
	transverse .....	.014
Transverse diameter condyles humerus in front.....		.017
Anteroposterior diameter of flange of do.....		.015
Length of olecranon.....		.028
Depth olecranon at middle.....		.015
"    ulna at glenoid cavity.....		.013
"    ulna at middle.....		.013
Diameters of head of radius {	vertical.....	.0085
	transverse .....	.015
Diameter of head of femur.....		.017
Diameters distal end of tibia {	anteroposterior.....	.014
	transverse.....	.017
Length of astragalus.....		.022
Greatest width of astragalus.....		.018
Diameters trochlea of astragalus {	anteroposterior .....	.014
	transverse.....	.011
Transverse diameter navicular facet do. ....		.018
"    "    cuboid    "    "    .....		.002
Length of calcaneum.....		.042
"    "    tubercalcis.....		.025
Width calcaneum at sustentaculum.....		.0185
Diameters of cuboid facet {	vertical.....	.0085
	transverse .....	.013
Depth of calcaneum just behind cuboid facet.....		.013
Length of cuboid .....		.018
Distal diameters of cuboid {	anteroposterior.....	.010
	transverse .....	.010
Diameters of ectocuneiform {	longitudinal in front.....	.008
	anteroposterior.....	.010
	transverse distally.....	.006



## CONDYLARTHRA.

Among the specimens which represent this suborder, some display portions of the temporary dentition. I have already described this in *Periptychus*, but have had no light on that of the other genera.

A cranium and a separate set of jaws of *Haploconus corniculatus* display the last two temporary molars of the superior series. The third superior true molar is just protruding and the two temporary molars in question remain in place considerably worn. The last temporary molar is scarcely distinguishable in all its details from the permanent true molars. The penultimate deciduous premolar closely resembles in form and size the permanent first premolar, differing only in the presence of a small anterior basal cusplet. In a lower jaw of the *Anisonchus gillianus* the deciduous last inferior premolar is in place with the crown of its successor below it, and in front of the latter is the crown of the penultimate permanent molar. The penultimate deciduous molar is wanting. The last deciduous molar resembles in every respect the first true molar. We have now in this kind of dental succession a state of affairs similar to that which I have described in the creodont genus *Triisodon*, and which is probably common to all Creodonta. The last deciduous molar in both jaws resembles exactly the true molars. Were this tooth not shed these animals would be like the Marsupialia in presenting the false appearance of four true molars.

I have shown that in *Ectoconus* the deciduous premolars iv and iii have the pattern of the permanent true molars (Tert. Vert., Pl. XXIX d, fig. 4). The corresponding inferior deciduous teeth are also like the true molars, the penultimate with the fifth cusp more anterior in position.

In the genus *Protogonia* I have observed that the last deciduous inferior premolar is rather more complex in its form than the first true molar. It possesses three distinct lobes arranged longitudinally, as in the *Diplarthra*, but the anterior lobe is not so well developed as in those animals. The specialization of this tooth has not progressed so far as it has in the *Diplarthra*, but a little more than in the *Periptychidæ*. This character may serve to distinguish the *Phenacodontidæ* from the *Periptychidæ*.

In *Periptychus*, as I have already shown, the last deciduous molar is more complex than the premolar which succeeds it, but is not quite so much so as a true molar. It has also a rudiment of the third lobe anteriorly, indicating a step beyond *Haploconus* in anteroposterior enlargement, while it is a step behind in transverse development. The three genera, considered together, display such a series of progressive modification of the last deciduous premolar, as to convince one of its possession of a

history of its own, and to confirm the Flowerian idea that the deciduous dentition is an addition to mammalian development, and not a survival of reptilian conditions. They also show that the proposition of the same author that the Marsupialia have four true molars is untenable, as I have previously claimed.

Fragments of skeletons of the smaller Periptychidæ are not rare in my collection. I have been unable so far to fix their species, and as they present no important differences from the corresponding parts of Periptychus, I do not now describe them.

The mandibular dentitions of the species of the smaller Periptychidæ are very much alike, and they are with difficulty distinguished one from another. I give the following table to facilitate their determination.

I. Anterior external cusp of true molars extended forwards, but not incurved.	
<i>a.</i> Premolars elongate and compressed.	
Molar series about .033 m. ....	<i>Haploconus xiphodon.</i>
<i>aa.</i> Premolars shorter, oval in longitudinal section.	
Molars .025. ....	<i>H. angustus.</i>
“ .032. ....	<i>H. lineatus.</i>
“ .044. ....	<i>H. corniculatus.</i>
II. Anterior external cusp of true molars with anterior ridge directed inwards to a more or less developed fifth cusp.	
<i>a.</i> Premolars robust, with wide section.	
Premolars with oval section ; true molars .016. ....	<i>H. entoconus.</i>
Premolars with oval section ; true molars .009. ....	<i>H. cophater.</i>
Premolars nearly round in section ; molars .019. ....	<i>Hemithlaus kowalevskianus.</i>
<i>aa.</i> Premolars narrower, with strong anterior cusp.	
True molars .018. ....	<i>Anisonchus sctorius.</i>
True molars .014. ....	<i>Hemithlaus apiculatus.</i>
True molars .012. ....	<i>Anisonchus gillianus.</i>
True molars .011. ....	<i>A. agapetillus.</i>
<i>aaa.</i> Premolars much compressed and elongate.	
True molars .040. ....	<i>A. mandibularis.</i>

The mandibular dentition of *Anisonchus coniferus* is not sufficiently well known to be introduced into the table.

#### HAPLOCONUS Cope.

Amer. Naturalist, 1882, p. 417 ; Tertiary Vertebrata, 1885, p. 415.

The penultimate and last superior milk molars of this genus have been described above, together with the inferior milk molars in the genus *Anisonchus*. It results from these observations that the peculiar form of last and penultimate inferior premolars which I have observed in the *Haploconus xiphodon* are permanent teeth, as I

have already supposed (Tertiary Vertebrata), and that the inferior dentition represented in my Plate XXV e, fig. 6, as the milk dentition of that species, is not such, but is the permanent dentition of the *H. lineatus*. The premolars in question are much worn, so that the absence of the last true molar is probably due to accident rather than to non-protrusion. A second specimen of the *H. xiphodon* confirms its characters.

Additional specimens of the *Anisonchus cophater* show that it is referable to this genus. This, with the new *H. corniculatus*, increases the species of Haploconus to six.

HAPLOCONUS CORNICULATUS Cope, sp. nov.

Five more or less complete crania and a set of jaws represent this species. Its characters are to be seen in its peculiar superior molar teeth, and in its superior size.

The species presents the general characters of the *H. lineatus*, especially as to the form of its first premolar, which has the internal cusp an elevated concentric cingulum, and its enamel vertically striated with shallow grooves. The anterior cingulum of the true molars however terminates at its interior extremity in an acute erect cusp which is wanting in the *H. lineatus*, and the cusp of the posterior cingulum is isolated by a notch of the latter, which develops a second lower cusp immediately posterior to the first mentioned. This second posterior cusp is seen on the posterior molar of the *H. lineatus*, but not on any of the others. The dimensions of the *H. corniculatus* are constantly superior to those of the *H. lineatus*, as the following measurements will show. The lengths on the superior molar series to the canine tooth, in three specimens of each species, are as follows :

<i>H. corniculatus</i> .....	.045	.043	.010
<i>H. lineatus</i> .....	.034	.033	.035

The skull is elongate and is narrow in the cerebral region. The sagittal crest is low, as is also theinion. The orbit is small and lateral. The canines are directed vertically downwards.

*Measurements of Skull.*

	<i>M.</i>
Total length.....	.125
Length from occipital condyle to last molar . . . . .	.058
Width between last molars, inclusive.....	.037
“ “ canines, inclusive.....	.026

The inferior dentition is similar to that of the *H. lineatus*, but is more robust.

HAPLOCONUS COPHATER Cope. *Anisonchus cophater* Cope ; Proc. Amer. Philos. Soc., 1883, p. 321.

This species, described from a fragment of a mandibular ramus, is now represented by a large part of a second ramus supporting five teeth, and an anterior part

of a cranium with both series of superior molar teeth, lacking the anterior two pre-molar crowns. The only reason for associating the last specimen with the two others, is the identity in proportions and dimensions between them, and as the species differ widely in these respects from the others of the genus, the association is justified by our knowledge as far as it goes.

The dental characters of the upper series are a diminutive of those of the *H. entoconus*. The internal cusp of the first premolar is a well-developed cone. The fourth or posterior cingular cusp of the true molars is conic, and is almost on the inner side of the third. The anterior cingulum is distinct and reaches the fourth tubercle. The external cingulum of the true molars is very strong, but is reduced to a trace on the first and second premolars. The second external cusp of the last true molar is very rudimental, so that that tooth is narrower than the others, and than in the *H. lineatus*. There is a ledge at the anterior base of the first premolar.

The infraorbital foramen issues above the posterior border of the anterior root of the second premolar. The zygomatic ridge of the maxillary originates above the middle of the first true molar. The nasal bones are elongate.

In the mandibular dentition the first premolar is larger than any of the true molars, and has a well-developed heel. Its section is nearly a half circle in outline, the external face being convex. The true molars have a cingulum on the anterior half of the crown; the premolars none at all.

<i>Measurements.</i>	<i>M.</i>
Length of superior dental series (p. m. iv, estimated).....	.024
“ “ true molars.....	.008
Diameters p. m. i { anteroposterior.....	.003
{ transverse.....	.005
Diameters m. ii { anteroposterior.....	.0025
{ transverse.....	.006
Width between p. m. ii.....	.010
“ “ m. iii.....	.009
Length posterior four inferior molars.....	.013
Diameters p. m. i { anteroposterior.....	.0042
{ transverse.....	.0025
Diameters m. i { anteroposterior.....	.0034
{ transverse.....	.0022
Depth of ramus at m. i.....	.011

This, with the *Anisonchus agapetillus*, is the smallest species of the Condylarthra. It will not be certain until the superior dentition of the latter is discovered, whether it belongs to this genus or the one in which I have provisionally placed it.

## ANISONCHUS Cope.

Proc. Amer. Phil. Soc., 1881, p. 488; Tertiary Vertebrata, 1885, p. 408.

ANISONCHUS MANDIBULARIS Cope; Amer. Naturalist, 1881, p. 831. *Mioclenus mandibularis* Cope; Tertiary Vertebrata, 1885, p. 339.

The discovery of a second specimen of this species, which includes nearly all of the dentition of both jaws, proves that the position I originally assigned it is the correct one. The second superior premolar is like the first in having an internal cusp, whose base is, like that of the *A. sectorius*, concentric with the principal cusp of the crown.

The great peculiarity of the species, which is displayed by all the specimens, is the relatively large size of the second inferior premolar. It exceeds the first in anteroposterior extent, which is in turn longer than any of the true molars. The third premolar is also shorter than the second. The fourth premolar and canine are not preserved. The fifth cusp is well developed on the first and second true molars, but is of reduced proportions on the third. The heel supports the two lateral and smaller median cusps usual in this group. On the third molar the laterals are compressed and the median has a posterior position.

In the superior true molars the second exterior cusp of the third is well developed. The fourth cusp is situated well inwards, further than in *A. sectorius*, but not so far as in *A. coniferus*. There is a short anterior egingulum, which disappears before reaching the internal angle of the crown. External egingulum distinct. The second premolar is as large as the first, and both have a small anterior basal tubercle. Enamel surface smooth. Third premolar of reduced diameters.

<i>Measurements.</i>	<i>M.</i>
Length of six superior molars.....	.036
"    " true molar series.....	.016
Diameters p. m. ii { anteroposterior.....	.0065
{ transverse.....	.007
Diameters m. ii { anteroposterior.....	.006
{ transverse.....	.0075
Length of posterior five inferior molars.....	.029
"    " inferior true molars.....	.016
Diameters p. m. ii { anteroposterior.....	.008
{ transverse.....	.0035
Length of p. m. i.....	.005
Diameters m. i { anteroposterior.....	.005
{ transverse.....	.0012

## HEMITHLÆUS Cope.

Amer. Naturalist, 1882, p. 832.

But two species of this genus are known to me, one of which has not been described. This is the *H. apiculatus*, and it shows such strong tendencies to *Anisonchus* that it is possible that the two genera will have to be combined. Both species of *Hemithlæus* have an internal cusp on the second superior premolar, as in *Anisonchus*. The position of the *A. baldwini* remains uncertain.



Fig. 11.



Fig. 12.

Fig. 11. *Hemithlæus kowalevskianus*, last five superior molars,  $\frac{8}{5}$  natural size. Fig. 12. *Protogonia puercensis*, superior dentition, less fourth premolar,  $\frac{6}{5}$  natural size.

HEMITHLÆUS APICULATUS Cope. *Anisonchus apiculatus* Cope; Tertiary Vertebrata, 1885, Pl. XXV c, fig. 7.

The mandibles of this species have been in my possession for a considerable time, and I have regarded them as indicating a small variety of the *Anisonchus sectorius*. But the discovery of the superior dental series shows that the species is quite distinct, and belongs between that animal and the *Hemithlæus kowalevskianus* in its characters.

As in the type of *Hemithlæus* there are an anterior and a posterior cingula of the superior molars. The posterior cingulum is produced a little further inwards than the anterior, but on the first true molar its border does not project further inwards than the internal angle of the crown. In the second molar it projects a little further, while in the third it projects so distinctly beyond the third cusp as to resemble the condition seen in *Anisonchus*. The anterior edge of the cingulum does not form a cusp, however, in either tooth, and for this reason I retain the species in the genus *Hemithlæus*. External cingulum distinct. The internal cusps of the first and second premolars are intermediate in form between the concentric type of *A. sectorius* and the conic form of *A. coniferus*. The transverse diameter of the first premolar is a little greater than that of a true molar, while the crown of the third premolar is subtriangular in section. The infraorbital foramen issues above the second premolar.

In the inferior true molars the fifth cusp is present, and is connected by ridge with

the external anterior. The opposite cusps of the heel are well developed, but the posterior median is quite rudimental. The first and second premolars are larger than the molars, but not disproportionately so, and they have a characteristic form. The crown is wide at the principal cusp, but the heel is small and is at the inner side of its posterior face. There is an anterior cusp which is a little to the inner side of the middle line of the principal cusp, and which is distinct at a point much above the base of the crown, being marked off from the main cusp below by a shallow groove. A line passing through the long axis of the crown is an open sigmoid. The last true molar rises on the base of the coronoid process. Both the external side of the ramus and its inferior margin are gently convex. The anterior border of the masseteric fossa is distinct, but there is no inferior border.

<i>Measurements.</i>	<i>M.</i>
Length of superior molars except p. m. iv .....	.025
Length of true molars .....	.0112
Diameters of p. m. iv { anteroposterior .....	.004
{ transverse.....	.0065
Diameters of m. ii { anteroposterior .....	.0035
{ transverse .....	.007
Length inferior molars less p. m. iv and iii .....	.023
Length true molars.....	.0125
Diameters of p. m. i { anteroposterior.....	.0018
{ transverse.....	.0036
Diameters of m. ii { anteroposterior.....	.0015
{ transverse .....	.0038
Depth of ramus at m. i.....	.010
"    "    "    " m. ii (posteriorly).....	.012

Jaws of eight individuals of this species have come into my possession.

HEMITHLEUS KOWALEVSKIANUS Cope; Amer. Naturalist, 1882, p. 822; Tertiary Vertebrata, 1885, p. 405.

A crushed cranium of this species shows some points previously unknown. The sagittal crest is low and divides into the temporal crests, which diverge widely and rapidly to the postorbital angles. These are distinct, but not produced. The orbits are small, and have a partially upward direction. The infraorbital foramen opens above the anterior border of the second premolar. The latter tooth has a well-developed internal cusp. The palate is wide, but as the skull has been crushed this width is probably exaggerated.

In the inferior dentition this species may be readily distinguished by the very robust first and second premolars which are shorter and wider than in any other.

## PERIPTYCHUS Cope.

Amer. Naturalist, 1881, p. 337; Tertiary Vertebrata, 1885, p. 387.

PERIPTYCHUS COARCTATUS Cope; Tertiary Vertebrata, Pl. XXIX d, explanation, and figs. 7-8; Amer. Naturalist, 1884, p. 801, fig. 10.

This, with the *P. brabensis*, is characteristic of the lower beds of the Puerco, as the *P. rhabdodon* is of the upper beds. It is not so abundant as either of the others, only five individuals having come into my possession.

This species is of smaller size than the *P. rhabdodon* and the *P. carinidens*, and is especially distinguished from both, in that the cingulum of the inferior premolars is not continuous on the inner side of the crown, but is confined to the anterior and posterior bases, sometimes to the posterior base exclusively. The first and second premolars are larger than the true molars, and the latter diminish in size posteriorly. In the inferior molars the fifth cusp is present, and as in the premolars there are traces of external cingula. The grooved striation of the crowns is distinct. The characters which distinguish the species from the *P. brabensis* are the following. The transverse diameter of the superior premolars is relatively much greater than in the *P. rhabdodon* and *P. brabensis*, and the true molars have a transversely compressed form. There is a faint cingulum on the external base of the true molars and first premolar in both jaws, at which the grooves of the enamel terminate abruptly. This is wanting in the *P. brabensis*. The external faces of the superior premolars are directed obliquely forwards and inwards, a character not seen in the *P. brabensis*.

<i>Measurements of Superior Molars.</i>		<i>M.</i>
Diameters p. m. i	anteroposterior .....	.011
	transverse .....	.016
Diameters p. m. ii	anteroposterior .....	.011
	transverse .....	.016
Diameters m. ii	anteroposterior .....	.0095
	transverse .....	.013

## PERIPTYCHUS BRABENSIS sp. nov.

Twenty individuals represent this species in my collections, nearly all of them consisting of jaws only. Of these four only present the dentition of both jaws; one exhibits nearly the entire dentition of both maxillary bones, and one the last temporary molar of the lower jaw.

This species is still smaller than the *P. coarctatus*, and differs from it in the same way, *i. e.*, in the non-continuation of the cingulum across the interior side of the inferior premolars. But it differs from the *P. coarctatus*, as already



pointed out, in the smaller transverse diameter of the premolars, especially of the superior series, and in the absence of cingula on the external side of the premolars in both jaws. The inferior true molars also possess but traces of the cingula. The internal cingulum of the superior premolars is extensive, continuing round to the front and nearly to the external base of the first premolar. In the inferior premolars there is a short posterior heel, and on the first, a short anterior cingulum, which is however not always present. The infraorbital foramen issues above the front of the first premolar.

<i>Measurements. No. 1 type.</i>		<i>M.</i>
Length of p. m. i, m. i, and m. ii, superior.....		.029
Diameters p. m. i {	anteroposterior.....	.011
	transverse, ".....	.013
Diameters p. m. ii, inferior {	anteroposterior.....	.012
	transverse.....	.008
<i>Superior Molars, No. 2.</i>		
Length of molar series.....		.070
" " true molars.....		.029
Diameters m. i {	anteroposterior.....	.010
	transverse.....	.011
Diameters m. ii {	anteroposterior.....	.008
	transverse.....	.013
<i>Inferior Molars, No. 3.</i>		
Length of last five molars.....		.050
Diameters p. m. i {	anteroposterior.....	.0115
	transverse.....	.0095
Diameters of m. ii {	anteroposterior.....	.008
	transverse.....	.008
Diameters of m. iii {	anteroposterior.....	.0088
	transverse.....	.007

From the Lower Puerco only. D. Baldwin.

#### ECTOCONUS Cope.

Amer. Naturalist, 1881, p. 795; Tertiary Vertebrata, 1885, Pl. XXXV.

But one species, the *E. ditrigonus* Cope, is known. Excepting the brief notes contained in the above-mentioned publications the general characters of both genus and species remain undescribed.

In the superior dentition the first, second and third premolars possess one external and one internal cusps. In the inferior series the first and second have an internal cusp and a heel. The coracoid process is a robust recurved tuberosity. The astragalus is slightly convex anteroposteriorly, and slightly concave transversely. The

trochlea is not oblique to the axes of the bone. The head presents convex faces anteriorly interiorly. The anterior face is convex in every direction, and is continued to the external side. The internal face is not separated from the anterior along the superior border, but is separated below and distally by a strong notch. This interior facet indicates a large tibiale or "internal navicular," a bone well known in Rodentia, and in *Bathmodon* among the Coryphodontidae. This facet is larger than in *Periptychus*, and in the latter genus it is not cut off by a groove as in *Ectoconus*. The calcaneum has a very long tuber. The astragaline facets are in a general horizontal plane, the internal (sustentaculum) small and a little concave; the external large, wide, and a little convex. No distinct fibular facet. The cuboid facet is large, and nearly anterior in presentation. The cuboid has the usual tuberosity, and also a large distal facet.

The foot was evidently entirely plantigrade and pentadactyle in this genus.

In its dentition *Ectoconus* presents the most complex known form of the tritubercular type.

*Ectogonus ditrigonus* Cope; Amer. Naturalist, 1884, p. 796, fig. 4. *Periptychus ditrigonus* Cope; Tertiary Vertebrata, p. 404, Pl. XXIII g, fig. 42. *Conoryctes ditrigonus* Cope; Tertiary Vertebrata, 1885, Pl. XXIX d, explanation, and figs. 2-6.

Thirty-two individuals of this species have been sent me, all from the Lower Puerco beds. The most important of these include the teeth and all the dentigerous bones, excepting the premaxillaries, with fragments of humerus, scapula and tibia with calcaneum, astragalus and cuboid elements entire. Of another, the proximal parts of the astragalus and calcaneum are preserved with the heads of the first, a median, and the fifth metatarsals.

The dentition has been described so far as the molars and superior incisors are concerned. The first and second true molars usually possess eight cusps, but occasionally there are nine, that is two external cingular cusps. The heels of the first and second inferior premolars are tubercular, and the external cingulum of the inferior true molars is well marked. The enamel is nearly smooth.

The external (fibula) side of the astragalus is a vertical facet. The internal face is nearly vertical. Beyond it a large depressed tuberosity projects a short distance inwards but not posteriorly. It bounds the sustentacular facet of the astragalus behind. This postsustentacular tuberosity is truncated inwards and downwards posteriorly. The sustentacular process of the calcaneum projects outwards and forwards in a subcircular rim beyond the smaller subround facet. The external facet forms about one-fifth of a circular band, the concavity being next the middle of the proxi-





ous fossa at the fundus, and the usual ischiadic notch and groove. The pubis is slender. The ischium is flat, and the tuberosity is a convexity of the posterior edge which terminates in a little angular contraction, forming a "spine."

The fossa ligamenti teris of the femur is a fissure which runs out to the margin of the head. The trochanters are large; the third moderately prominent, and partly opposite to the lesser trochanter. The rotular groove is wide and elevated, and its borders are equal. The external condyle is narrower than the internal. On the whole the femur is a good deal like that of the *Periptychus rhabdodon*.

#### PROTOGONIA Cope.

Proc. Amer. Phil. Soc., 1881, p. 492; Tertiary Vertebrata, 1885, p. 424. *Phenacodus* pt. Cope; loc. cit., 1881, p. 492; 1885, p. 488.

This genus was originally distinguished from *Phenacodus* by the presence of but one external tubercle on the first superior premolar, since there are two in *Phenacodus*. Additional specimens show that the second external tubercle of the *P. puercensis* is normally rudimental, so that that species may be properly referred to *Protogonia*. It is further distinguished from *Phenacodus* by the presence of but one external cusp on the second superior premolar, in which it agrees again with the species referred to *Protogonia*. The latter genus thus defined embraces five species which differ as follows:

##### I. Fifth cusp present on inferior true molars.

Last four inferior molars, .025; internal cusp on inferior p. m. i, rudimental.....*P. zuniensis*.  
Last four inferior molars, .030; internal cusp of inferior p. m. i, large.....*P. plicifera*.

##### II. Fifth cusp wanting from inferior molars, except sometimes m. i.

First superior premolar with rudimental second external cusp; inferior true molars, .026; last robust premolars with no, or tubercular heels.....*P. puercensis*.  
Inferior true molars, .026; last small; premolars with wide, flat, smooth heels.....*P. calcicolata*.

As may be seen from the catalogue of species, the material representing this genus is quite abundant. This is true only of jaws and teeth, for identifiable parts of skeletons are yet very rare. A very much damaged cranium of the *P. puercensis* displays nearly all the dentition, the incisors and the fourth premolar being absent. The first and second premolars only have internal cusps. In the superior canines the vertical direction is the same as is seen in *Haploconus* sp.

The fifth cusp is wanting from the last inferior true molar in the *P. plicifera*, and is in a few specimens absent from the second also. Specific difference cannot be predicated on the presence or absence of this cusp, although in more specialized types, its variations are of generic importance. The premolars of the lower series are spaced in the *P. plicifera*, while they are in close succession in the *P. puercensis*.

## AMBLYPODA.

## PANTOLAMBDA Cope.

Amer. Naturalist, 1882, p. 418; Tertiary Vertebrata, 1885, p. 601.

Additional material belonging to the two known species of this genus, throw light on points of structure hitherto unknown.

As regards the dentition, the superior premolars are identical with those of Coryphodon.

In the anterior foot the cuneiform has the general character of that of Coryphodon. The pisiform facet is wider, thus approaching the unguiculate types of the same epoch.

In the posterior foot the cuboid of the *P. cavirictus* differs from that of any of the Coryphodontidæ which I have seen in the greater mutual obliquity of the two proximal facets. That for the astragalus is a wide concave fossa; that for the calcaneum is a hook-shaped band, the convexity proximad, and the longer arm, or stem, of the hook anterior, and the shorter posterior to a ligamentous fossa. The anterior band-like facet turns transversely distally. The position of the cuboid is oblique in the foot, giving the digits which arise from it a divergent direction externally. The astragalus of this species closely resembles that of *P. bathmodon*. The ectocuneiform is much like that of Coryphodon, but is not so depressed, the anterior face being square. The mesocuneiform has only two-thirds the longitudinal depth in front. The entoeneiform is narrower transversely than in Coryphodon, and approaches the form of some of the unguiculates. It indicates a smaller internal digit than in Coryphodon. The above-described bones all belong to one individual.

## EXPLANATION OF PLATES.

## PLATE IV.

*Hemiganus otariidens* Cope, natural size.

- Fig. 1. Part of maxillary bone displaying canine and two premolar teeth, with ? lachrymal foramen at *a*; and with part of premaxillary bone.
- Fig. 2. Left ramus of mandible from left side. The ? canine was found separate, and is drawn in; *a*, same from above, canine omitted.
- Fig. 3. Parts of parietal and frontal bones from above; *a*, temporal ridge.
- Fig. 4. Right frontal and part of parietal bone, the sutural surface showing olfactory fossæ on inferior face.
- Fig. 5. Left inferior ? canine tooth represented in fig. 2, from front; *a*, from behind.
- Fig. 6. Inferior premolar tooth free from alveolus, from front; *a*, from inner side; *b*, from above.
- Fig. 7. First inferior molar of right side, external view.
- Fig. 8. Atlas, left half, from left side; *a*, from behind.
- Fig. 9. Axis from above; *a*, from right side.
- Fig. 10. Cervical vertebra without epiphyses; *a*, from below.
- Figs. 11-12. Cervical vertebræ; *a*, from below.











PLATE V. (Continued from Plate IV.)

PLATE V. (Continued from Plate IV.)


## PLATE V.

Figs. 1-6. *Hemiganus otarildens*, parts of specimen figured on preceding plate, natural size.

- Fig. 1. Ulna of right side, from within; *a*, from above.  
Fig. 2. Proximal extremity of radius from below; *a*, proximal view.  
Fig. 3. Left femur, proximal half, from behind; *a*, external view.  
Fig. 4. Distal half of right tibia, from front; *a*, from external side; *b*, distal extremity.  
Fig. 5. Metacarpus of pollex, externoanterior view; *a*, internal view; *b*, edge view.  
Fig. 6. Metapodial, from side; *a*, from front; *b*, from behind.  
Fig. 7. Ungual phalange, side view; *a*, proximal extremity; *b*, from above; *c*, from below.  
Fig. 8. *Onychodectes tisonensis* Cope; maxillary bone of right side, with four molars, from below,  $\frac{2}{3}$  natural size; typi-

## ADDENDUM.

On page 311 it is stated that in the genus *Hemiganus* "there are probably but two true molars." Further cleaning of the specimen shows that there are three true molars, as represented in Plate IV, fig. 2 a.



## PLATE V.

Figs. 1-6. *Hemiganus otariidens*, parts of specimen figured on preceding plate, natural size.

- Fig. 1. Ulna of right side, from within ; *a*, from above.
- Fig. 2. Proximal extremity of radius from below ; *a*, proximal view.
- Fig. 3. Left femur, proximal half, from behind ; *a*, external view.
- Fig. 4. Distal half of right tibia, from front ; *a*, from external side ; *b*, distal extremity.
- Fig. 5. Metacarpus of pollex, externoanterior view ; *a*, internal view ; *b*, edge view.
- Fig. 6. Metapodial, from side ; *a*, from front ; *b*, from behind.
- Fig. 7. Ungual phalange, side view ; *a*, proximal extremity ; *b*, from above ; *c*, from below.
- Fig. 8. *Onychodectes tisonensis* Cope ; maxillary bone of right side, with four molars, from below,  $\frac{2}{3}$  natural size ; typical specimen ; *a*, the same from the palatal side.
- Fig. 9. Left mandibular ramus of the same species, natural size, broken, external side ; *a*, crown of second true molar seen from above,  $\frac{2}{3}$  natural size.
- Fig. 10. *Neoplagiaulax molestus* Cope, fourth inferior premolar, external view, natural size ; *a*, the same from above.
- Fig. 11. *Neoplagiaulax molestus*, left mandibular ramus, with roots of fourth premolar only, external view ; natural size.

## ARTICLE VI.

### ON THE SHOULDER-GIRDLE AND EXTREMITIES OF ERYOPS.

BY E. D. COPE.

Read before the American Philosophical Society, January 20, 1888.

Our knowledge of the genus *Eryops*, which is one of the most abundant types of the Rhachitomous Batrachia, extends to the skull in general, the vertebral column, the pelvis, humerus, femur, and tibia.\* The shoulder-girdle, fore foot, and hind foot are unknown, although the hind foot of a species from the coal measures provisionally referred to this genus has been described.† In the present paper I can describe the missing parts from a skeleton found with skull of the *Eryops megacephalus*, which was obtained in Texas, in the Permian beds, by that indefatigable and skillful collector, Jacob Boll.

The shoulder-girdle embraces scapula, coracoid, præcoracoid, clavicle, and episternum. The scapula is flat and elongate; its superior portion is rather thin, and gradually expanded and rounded like the end of a boat's oar. Below it passes directly into the coracoid and præcoracoid, the suture becoming obliterated early. The præcoracoid is larger than the coracoid, is convex downwards, while the coracoid is convex upwards. This leaves a fossa at their line of junction on both surfaces, and through this the coracoid foramen is pierced. The posterior border of the coracoid is regularly convex, and is not notched as in the Pelycosaurian *Theromora*.‡ The internal and anterior border of the præcoracoid form a continuum of convex outline, the former passing rather abruptly into the latter. The clavicles are curved bones, forming, as usual, the anterior border of the shoulder-girdle. Their superior portion is directed upwards and

\* Proc. Amer. Philos. Soc., 1880, p. 52.

† Trans. Amer. Philos. Soc., 1886, p. 289.

‡ *Theromora* is substituted for *Theromorpha*, a name which had been previously used.

backwards, in the form of a band, and it does not extend so far on the scapula as is usual with Reptilia, and terminates in a rather abrupt flat apex. The inferior portion becomes horizontal and is directed forwards at an open angle, meeting its fellow on the middle line. This portion expands a little, presenting a thin edge posteriorly, and an oblique truncation inwards and forwards with grooved and finely digitate edge, at the distal end. The clavicles underlap the episternum. The latter is a flat discoidal bone rather wider than long, with a regularly convex, thin posterior edge. The lateral portions are overlapped by the precoracoids. The anterior border is coarsely toothed, as though for the attachment of an omosternum. Of true sternum I do not observe any trace of sternum.

The differences between the shoulder-girdles of Eryops and of Actinodon (Gaudry) are considerable. The latter has been described and figured by Professor Gaudry, and I have had, through his kindness, the opportunity of examining the typical specimen. An obvious difference is that the latter genus, as in many Stegocephali, has the episternum and proximal parts of the clavicles sculptured on the inferior (external) face, with exostosis, which occupies the true skin. The clavicle articulates externally with a slender bone, which is regarded by Gaudry as clavicle. It occupies the position of the anterior thickened portion of the scapula in Eryops. What its true homology is is not clear to me, but it is in the position of the epiclavicle of the fishes. The scapula is coëssified with the precoracoid. The true coracoid is very small, less even than in Eryops. An easily observed peculiarity of Actinodon is that the episternum is longitudinal diamond-shaped, as in Stegocephali generally.

The shoulder-girdle of *Cricotus* is in my collection, but is so difficult to extricate from the matrix that its characters are not all clear. The clavicles are expanded inwards over the edges of the episternum as in Actinodon, and more widely than in Eryops, and the expanded surface is sculptured as in that genus. The slender part of the clavicle is strongly curved upwards, as in Actinodon. The episternum is also produced posteriorly as in Actinodon.

As compared with the Pelycosaurian reptiles, the shoulder-girdle of Eryops and its allies shows several important points of resemblance, some of which I have already described. Such are the small coracoid and large precoracoid, both coëssified with the scapula in adults. The episternum in *Dimetrodon* at least, differs in its long narrow posterior prolongation, as in *Lacertilia*.\* The clavicles have not been described in *Clepsydropidæ*, although they have been in *Diadectidæ*.† In the latter the clavi-

\* Transactions Amer. Phil. Soc., 1886, p. 292, Pl. III, fig. 5, where I inadvertently called it sternum.

† Proc. Amer. Phil. Soc., 1883, p. 635.

cles are narrow, and expand but little at their contact with the episternum. They form a symphysis behind and below the episternum, which has an exclusively anterior and superior exposure. The latter is wedge-shaped in longitudinal section, thinning out rapidly posteriorly, where it is not produced on the middle line as in the Clepsydridæ.

In *Dimetrodon* the form of the clavicle is similar to that of *Cricotus*. That is the inferior portion is bent inwards at right angles to the vertical portion, and is greatly expanded in the anterior direction. Its inner margin is finely digitate by the production of numerous radiating ridges. This portion of the shoulder-girdle projects forwards in the manner of the so-called epiplastral bone of the plastron of the *Testudinata*. With the episternum in place this part of the shoulder-girdle of *Dimetrodon* resembles the anterior lobe of the plastron of a tortoise. A narrowing of the præcoracoid and scapula, and an elongation of the coracoid, would give the *Testudinate* shoulder-girdle. Such a change in some unknown member of the *Theromorous* order, together with modifications of the abdominal costoïds, has given origin to the order *Testudinata*.

The anterior leg of *Eryops* is short, and very robust. The anterior foot has the character, entirely exceptional in the *Batrachia*, of having five digits. The humerus has been already partially described.\* It resembles very nearly that described by Professor Gaudry to his *Euchirosaurus rochei*.† It is short and very robust, and the extremities are greatly expanded and almost at right angles to each other. The proximal extremity with its band-like articular surface, is strongly decurved antero-exteriorly, ending in a strong protuberance. The distal end has an enormous plate-like expansion of the internal epicondyle, greater than that exhibited by *Euchirosaurus rochei*. The condyle is subglobular and large, and the external epicondyle is partly posterior to it. This epicondyle forms a process flattened on the posterior face, which is continued upwards into the shaft of the humerus, and is bounded below by a semicircular sharp edge. On the external border of the shaft above the notch between the condyle and the external epicondyle, is a short, obtuse, vertically compressed process directed at right angles to the shaft. A similar process exists in *Euchirosaurus rochei* (Gaudry).

The ulna has little or no olecranon, and has a strong glenoid cavity on the superior aspect for the condyle of the humerus. It resembles much that of a pelycosaurian. The shaft is slender, and the distal extremity is not expanded. At the latter place the superior face is flat, and the inferior is convex. The radius is a short

\* Proc. Amer. Phil. Soc., 1880, p. 54.

† Enchainements du Monde Animal; Fossiles primaires, 1883, p. 277.



robust element, with both extremities expanded, the distal much more so than the proximal. The latter is truncated, with a wide oval outline, and rests, as in land vertebrates generally, on the coronoid process of the ulna. The shaft is suboval in section, and is much stouter than that of the ulna. The distal end is convex and is horizontally expanded so as to rest on three carpal elements: radiale, centrale 1, and intermedium. Its inferior face is flat distally, and the distal outline is openly angulate with subequal faces; one principally for the radiale, and the other principally for the intermedium.

The carpus consists of ten, possibly of eleven elements. Four of these are in the proximal row, viz., radiale, centrale, intermedium and ulnare. The second row consists of five carpalia. Between the two rows is centrale 2, which appears to have a small centrale 3 separated from its external end, but on the palmar face, the distinction is not clear. The carpals are, in the order of size, as follows: ulnare, centrale 1, centrale 2, radiale, carpale 5, intermedium, carpale 2, carpalia 1, 4 and 3. The metacarpals are flattened, with the extremities truncate and expanded; the proximal the wider; the distal without indication of condyles. The third and fourth are twice as long as wide distally, and the first is as wide as long. The fourth digit is the only one in the specimen in which the phalanges are preserved. There are three of them, the ungual very small and subconic in form, the inferior face flatter than the superior. The two other phalanges are about as wide as long.

	<i>Measurements.</i>	<i>MM.</i>
I. Shoulder-girdle.		
Width at anterior border of præcoracoid .....		235
Diameters episternum {	anteroposterior.....	110
	transverse.....	130
Greatest (inferior) width of clavicle.....		70
Length of coracopæcoracoid on upper surface.....		160
II. Anterior leg.		
Humerus, greatest width proximally.....		90
“ “ “ medially.....		40
“ “ “ distally.....		103
“ “ length (part estimated).....		120
Ulna, length .....		112
Ulna, transverse diameter {	proximally.....	45
	medially.....	15
	distally.....	30
Radius, length.....		78
Radius, transverse diameter {	proximally.....	42
	medially.....	27
	distally.....	60
Length of carpus from ulna to m. iv.....		62
Width of carpus, proximal row.....		95
Length of fourth digit.....		78

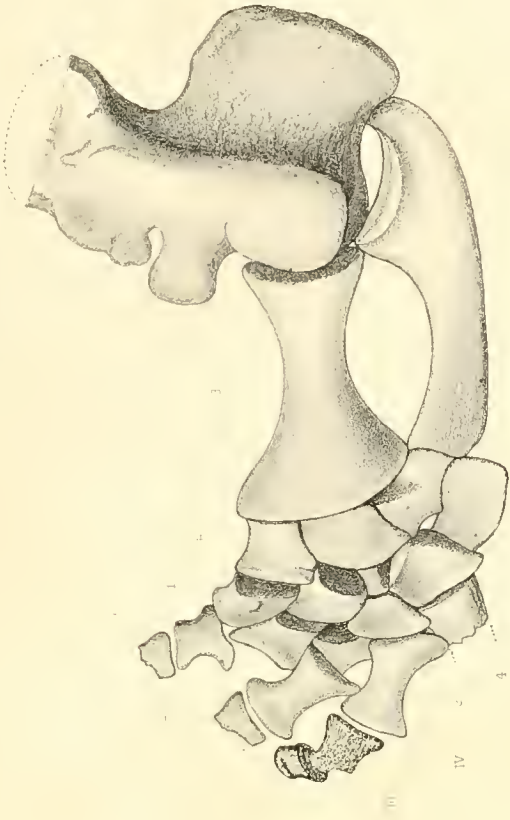
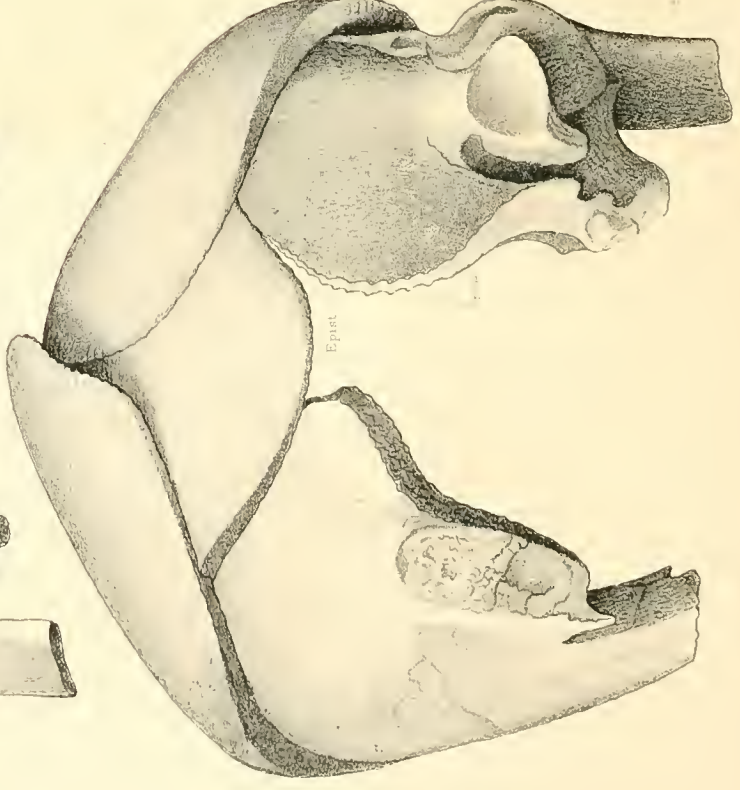
This carpus and fore foot is noteworthy from the presence of five digits, an unusual character in the class Batrachia. The genus *Archegosaurus* has but four, although according to Baur\* there are five carpalia. In the presence of two centralia, *Eryops* agrees with occasional specimens of both *Cryptobranchus allegheniensis* and *Megalobatrachus japonicus* (Wiedersheim). If three centralia are present, the resemblance to *Archegosaurus decheni* is greater, where, according to Baur, there are four.

The posterior foot found at the same time and place as, and having appropriate proportions to, the parts already described, is not so well preserved. The distal elements of the leg have subequal widths, but they are folded back to back so that one of them has lost its tarsal connections. One of them, perhaps the tibia, remains articulated to two proximal tarsals, probably tibiale and intermedium. The approximated surfaces of these bones are very thick, as is the internal face of the tibiale. The external face of the intermedium is, on the contrary, thinned out. The tibiale is characterized by the presence of a round, flat, discoid tuberosity on its ? posterior face, which resembles the disc of a button. Distad from the tibiale is a large transverse centrale, in the position of the Pelycosaurian and Mammalian navicular. It articulates with the distal extremities of the intermedium as well. Its distal face articulates with two tarsalia, which are somewhat displaced in the specimen. The remainder of the foot is in two separate pieces, which represent probably parts of both posterior feet. In one of these I count five metatarsal bones very much displaced. Two of them are of rather small size. In the other block is a series of four consecutive phalanges, all wider than long. The distal one is quite small, but the unguis is not present.

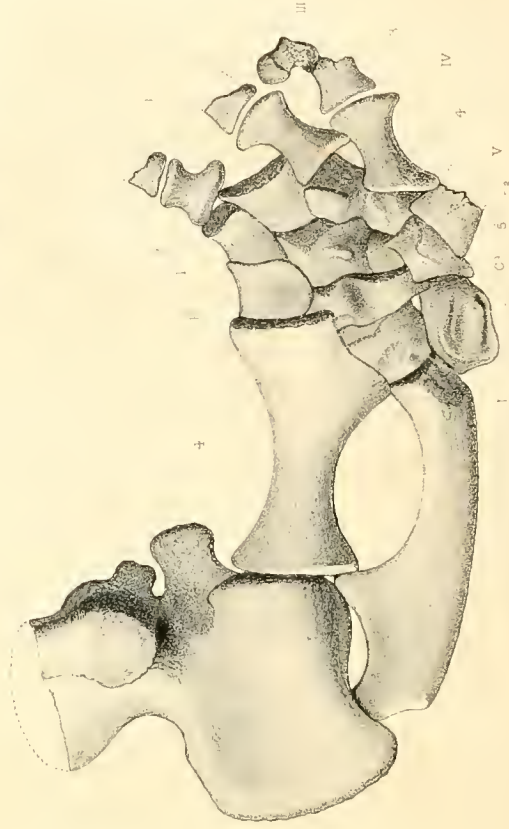
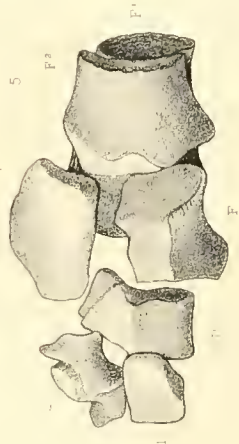
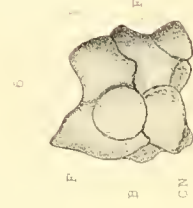
Two small tarsi from opposite sides of perhaps the same individual were found mixed with the bones of the larger animal. They belong to an allied form. The tibiale has the same button-like disc on one of its faces, and it articulates distally with a navicular-centrale. The ? intermedium is a shorter bone and unites with a single element, which may represent a centrale 2, or a cuboid. It *appears* to articulate distally with two elements, though the matrix does not let it be determined whether the lines observed are sutures or fractures. And it is not certain whether the two supposed elements are tarsalia or proximal ends of metatarsalia. There is, as in the larger tarsus, no indication of an exterior or fibular series of tarsals. The bone referred to as possibly cuboid, rises on the external side of the level of the proximal face of the intermedium, and may be therefore a fibulare, which presents very little proximal facet. This tarsus strongly suggests the presence of but four digits.

\* Beiträge z. Morphogenie d. Carpus u. Tarsus d. Vertebraten, 1887, i, p. 53.





U I



## ARTICLE VII.

# THE CRETACEOUS AND TERTIARY GEOLOGY OF THE SERGIPE-ALAGÓAS BASIN OF BRAZIL.

BY JOHN C. BRANNER PH.D.,

PROFESSOR OF GEOLOGY IN THE UNIVERSITY OF INDIANA,

STATE GEOLOGIST OF ARKANSAS, FORMERLY ASSISTANT GEOLOGIST OF THE IMPERIAL GEOLOGICAL SURVEY OF BRAZIL.

Read before the American Philosophical Society, September 7, 1888.

### PART I.

#### *Prejatory Notes.*

In the years 1875 and 1876, while assistant geologist on the Imperial Geological Survey of Brazil ("A Comissão Geologica do Imperio do Brazil"), I spent several months in examining the geology of the provinces of Pernambuco, Alagôas and Sergipe. The work done was but little more than a hasty reconnoissance, made without any maps whatever, even of the rudest kind, and without either time, instruments or appropriation for making them.

I cannot therefore refrain from expressing my reticence in regard to publishing what little I know concerning the geology of the region treated of in the present paper. Although the work of the Imperial Survey in the region was all that could have been accomplished in the time occupied, and though it was much more extensive than any done prior to my visit, it was far from satisfactory.

Three other reasons have caused this delay in the publication of my observations. First, I hoped that the Brazilian Government would see fit to have the results of the Survey's work published more in detail than is possible here. This has not only never been done, but until the publication by that government of Dr. C. A. White's important "Contributions to the Palaeontology of Brazil" none of the results have been brought out, except as the former members have found time to prepare brief papers and publish them wherever an opportunity offered. Even in the case of Dr.

White's paper, the delay in its printing was very tedious, the report having been issued four years after the manuscripts and drawings were prepared. Second, I have delayed on account of the incompleteness of my observations, and because of my hesitation lest I should add to that class of writings upon Brazilian geology which is made up, to so great an extent, of generalizations based upon very limited observations. A third reason for delay has been the somewhat vague hope that I might yet have an opportunity of completing my studies. As time goes on, however, the probability of my being able to revisit the provinces of Sergipe and Alagôas appears to lessen rather than increase. Since my exploration in those provinces I have returned to Brazil three times, but as Aracajú and Penedo are small ports off the principal lines of travel, visited only by sailing vessels and small coasting steamers from Bahia or Pernambuco, I have never found it possible to make further examination of the geology of this interesting region. It is hoped, however, that these notes may be of service to those who may hereafter undertake to add to or finish the work begun.

Much of this paper must be of a statistical nature, for the relation of facts to each other, except in a general way, is not understood, and I do not deem it necessary or discreet to enter upon the discussion of these relations in detail until more thorough information is had of the region in question.

The sketch map accompanying this paper makes little pretension to accuracy and is only introduced for the purpose of giving some idea of the geography of the region under discussion.

The defects of the records are quite evident to myself, but in spite of such defects, I am confident that the facts presented will be useful to those who may hereafter have occasion to do work in this region. As far as I am aware, no geological work has been done here since 1876, if I except the trip made up the Rio São Francisco by Mr. Derby, the geologic results of which were published in the *Archivos do Museu Nacional*, Vol. IV, p. 87 et seq., but this paper, while it treats somewhat of the mesozoic geology of the region, does not appear to represent any new work thereon. What I have to say in this paper is upon my own authority, except where others are quoted and credit given.

I should be remiss in a most pleasant duty did I not refer here to the universal encouragement which the naturalist, traveler, or stranger meets at the hands of Brazilians in all parts of that country, and especially in the provinces of Sergipe and Alagôas. The poorest laborer kindly and politely urges you to "make no ceremony" about sharing his humble fare, while the richest gentleman assures you and makes you feel that his house and his servants are "yours" indeed. I am under especial

obligations to Robert Brown, Esq., H. B. M.'s Consul at Maroim, for assistance in the prosecution of my work in the province of Sergipe.

#### OUTLINES OF THE BRAZILIAN CRETACEOUS.

That the relations of the Sergipe-Alagôas basin to the other more or less similar deposits of the Brazilian coast may be better understood, I give here briefly the prominent features of the cretaceous geology of the several basins along the coast as far as they are known.

I use the term "basin," however, in speaking of the geology of the provinces of Sergipe and Alagôas partly to separate the locality geographically from others of a more or less similar character north and south, and partly because it seems to have been one of the separate wide-mouthed bays or indentations—mere curves of the shore line—which characterized this coast in cretaceous times.

The exposures of mesozoic rocks along and near the Brazilian coast point to the probability that this portion of the coast line of the Atlantic was, during cretaceous times, but slightly different from that of the present day.

The accompanying small map of Brazil will give an idea of the geographical relations of the known cretaceous exposures to each other, and will suggest, at the same time, the form of the coast at the time of their deposition.

The most southerly exposures of cretaceous rocks thus far discovered in Brazil are upon the island of São Francisco in the province of Sta. Catherina. Others occur along the coast at the Abrolhos, at Bahia, throughout the extension of the Sergipe-Alagôas basin from Estancia to Rio Formozo in the province of Pernambuco, at Olinda, Maria Farinha and on the island of Itamaricá in the province of Pernambuco, at Parabyha in the province of this name, on the Rio Mossoro in Rio Grande do Norte, and about Crato in Ceará, while the most northerly exposure known along the coast is found on Rio Piábas, province of Pará. More detailed descriptions of these several basins and localities will be given at the end of the description and discussion of the Sergipe-Alagôas basin.

#### PREVIOUS WORK.

A glance at the annotated bibliography of the subject given at the end of this paper will show that almost no work was done on the geology of the Sergipe-Alagôas basin prior to 1875.

In 1838, George Gardner, the English botanist, during a short voyage on the São Francisco made in pursuit of his botanical studies, made a few notes upon the

geology of the region. These notes, however, were so few as not to be worth mentioning, except for the fact that he afterwards made some valuable observations upon the mesozoic geology of Ceará, and expressed the opinion that the Penedo sandstones were "identical with those from the upper sandstones of Crato."

Charles Darwin, in his "Observations," makes references to the mesozoic geology of Pernambuco and Bahia, but he did not visit the coast between those places.

In 1866, Prof. Ch. Fred. Hartt touched at Aracajú, Maroim, and Penedo, and gives the results of his observations in his "Geology and Physical Geography of Brazil." He obtained a small collection of fossils at Maroim, but one of sufficient importance to throw light upon the age of the rocks. He noted exposures at Sapucary (by him called Sapucahy), Maroim, and through Mr. Laué, who then lived at Maroim, obtained specimens of *Natica*. The cephalopods of this collection were described by Prof. Alpheus Hyatt, and the descriptions published in Hartt's "Geology and Physical Geography of Brazil," p. 385. No explorations, whatever, had been carried on inland, or even along the navigable parts of the streams. The facts brought out in regard to the Sergipe-Alagôas region by Hartt are substantially as follows:

*First.* Reporting the following exposures: Estancia red sandstones, and the limestones of São Gongalo, Sapucary, Maroim, Villa Nova, Penedo, Morro de Chaves.

*Second.* Reference of the Maroim beds to the upper cretaceous, it is presumed, upon the paleontologic evidence of Prof. Hyatt's descriptions of the cephalopods. The descriptions of these fossils is the only work known to have been done upon the fossils of the region up to that time. Prof. Hyatt in his paper expressed no opinion concerning the age of the beds, but what appear to be Hartt's field labels are given as "from the cretaceous of Maroim." Such was our knowledge of the geology of the region here treated of when the writer visited it as a member of the *Commissão Geologica do Brazil* in 1876.

#### THE GEOLOGIC IMPORTANCE OF THE SERGIPE-ALAGÔAS REGION.

Much of the Brazilian coast is very old geologically, no sedimentary beds to indicate the changes through which this part of the continent has passed intervening between the ocean and the granites and gneisses which are referred to the archæan. Along a considerable portion of the north-eastern coast, especially from Cape Sto. Agostinho to Parahyba do Norte, soft sedimentary beds, provisionally referred to the tertiary, are exposed here and there in abrupt bluffs which are being cut away by the ocean. These rocks, however, although well exposed, have as yet yielded no fossils,



and do not, of themselves, throw much light upon the changes through which the coast has passed. Nowhere along the Brazilian coast from the frontier of Uruguay to Cape North are any fossiliferous paleozoic beds exposed, and there are but few places in which a section from the ocean to the archæan rocks would pass through anything more than recent deposits and the horizontal tertiary beds referred to above.

In no place along the whole coast, however, can a wider and deeper section be found, or one in which the rocks afford a more complete history of the changes through which this part of the continent has passed from paleozoic times up to the present than the basin cut by the Rios São Francisco and Sergipe, and which lies within the two provinces of Sergipe and Alagôas. The importance of this region is due to

1. The representation of a geologic range unusual in Brazil.
2. The rich fossiliferous nature of many of the beds.
3. The accessibility of good exposure across the entire section.

Doubtless one of the chief reasons that these two provinces are not better known geologically, is the fact that they are not on the principal line of travel between Europe and South America, and are, therefore, more or less inaccessible, and if the geological importance of the region has not been recognized, it must be attributed to the fact that hitherto nothing, or next to nothing, has been known of it.

With the exception of a canoe voyage by Gardner along the Rio São Francisco to Piranhas in 1837, and a very brief visit to Maroim by Prof. Hartt in the year 1865, none of the writers upon the geology of Brazil, prior to the work done by the Imperial Geological Survey, ever visited the Sergipe-Alagôas region, and even those few earlier writers have but little to say of the geology of this section of the country.

I am of the opinion that the key to future successful geologic work in Brazil lies in the careful study and comprehension of some such typical region as that comprised in the provinces of Sergipe and Alagôas. The Bahia basin is an interesting one, and, as Dr. White has pointed out in his recently published "Contributions to the Paleontology of Brazil," faunally more interesting perhaps than that of Sergipe-Alagôas, but the Bahia basin being of lacustrine origin is *sui generis*, as far as the mesozoic geology of Brazil is understood.\* The Sergipe-Alagôas beds on the other hand are marine, the rocks above the archæan vary lithologically and faunally, and are more or less exposed across the whole width of the region from the ocean to their inland margins at the base of the Serra d'Itabaiána, while at this latter locality, the lowest of the sedimentary beds are well exposed where the serra is cut through

\* Pissis, in his memoir published by the French Academy, p. 102, says that the tertiary beds of the interior of Brazil, and lying between the coast range and the Serra de Mantiqueira, are lacustrine.

by the Rio Sergipe, and their relations to each other and to the underlying archæan rocks are distinctly shown.

Aside from its purely geologic interest and importance, there is, perhaps, no part of the coast north of Bahia so fertile, the soil being of the black quality known here as *massapé* and derived from the decomposition of certain limestones and of organic matter. Wherever the tertiary beds have been eroded away exposing the underlying cretaceous rocks, the decaying of these calcareous beds has produced a soil, which, in spite of indifferent cultivation, yields abundant crops of sugar-cane, cotton, mandioca, etc. Although the cane-fields upon some of the cretaceous soils have not been replanted for thirty years, they still produce abundantly.

#### TOPOGRAPHIC FEATURES AND VEGETATION.

The topography of the Sergipe-Alagôas region may be divided into the following five types :

I. The low, flat lands of quaternary and recent origin, immediately bordering the coast and streams.

II. The tertiary plateaux.

III. The cretaceous hills.

IV. The serras, or paleozoic region.

V. The trans-serra, or archæan region.

I. *The low, flat lands.*—In some places these flat lands are made up of sand bars, or they are covered with sand dunes; in others they are low grounds flooded at high tide, and usually form what are known as mangues, or mangrove swamps, bordering the estuaries. This type, or rather the mangrove part of it, is not confined to the immediate neighborhood of the ocean, but extends inland as far as the tides are felt, sometimes for many miles, and in general outline has a dendritic form. On the Cotinguiba it reaches the town of Larangeiras, on the Sergipe that of Riachuello, and on the Maroim branch it reaches the city of that name.

The vegetation of this belt is a characteristic one. The mangues are in no particular different from those to be found along the whole Brazilian coast, except, perhaps, in the blackness of the mud where it is derived from the decomposition of the calcareous cretaceous rocks and organic matter. In places these mangues broaden out until they are from two to five miles wide, and in other places their outer margins approach the streams where the latter are encroached upon by the hills. Thus they are at once the characteristic feature of a well-defined topographic type, an important geologic agent, and an interesting form of vegetation. When the mangrove plants

(*Laguncularia racemosa* Gaert. and *Avicennia tomentosa* Lin.) have reached maturity, the mangues (swamps) are very nearly, if not quite, impenetrable, and the rapidity with which old vegetation decays and young vegetation seizes upon new and reclaimed lands in the tropics, make them a more powerful agent in the accumulation of sediment and organic matter than are the mangrove swamps of Florida.

In its predominant features the belt of sandy lands and dunes does not differ in any marked degree from that of any sandy coast. The sands drift with the winds, and the configuration seen at one time is entirely obliterated a few weeks or a month later.

Not infrequently these dunes are driven into the edges of the thick forests which grow upon the adjacent topographic belt, but beyond this margin they cannot penetrate far. The effect of the blown sand upon the vegetation in such cases is very marked. The flying grains soon bruise and kill the buds and tender leaves and ultimately a peculiarly rounded, lobed and closely cropped appearance is given to the windward margins of the forests. Although these dunes do not assume the proportions in this part of the empire that they do in some of the more northern provinces,\* the entire coast of Sergipe and a large portion of that of Alagôas are covered by a sandy belt which varies in width from five hundred feet to two or three miles.

In some places the dunes predominate, the shifting sands often encroaching upon and burying mangrove swamps and the underbrush of adjacent forests, while in others they form broad, flat glades with a sparse and characteristic flora of cajús, cacti, etc. From the Barra de Japarutúba to the mouth of the Rio Cotinguiba the unbroken line of dunes thrown up by the prevailing east winds has here arrested the drainage and turned it westward through the Rio Pomonga which flows into the Cotinguiba just north of Aracajú.† To the south of the Cotinguiba these dunes often assume extraordinary proportions.‡

The vegetation of the sandy belt is necessarily sparse at the best. Wherever the sand is constantly shifting, as it is in the newer portions of the belt, vegetation has no opportunity to take root. In those portions, however, in which, for any reason, the sands assume more or less stability, certain drought-resisting forms of vegeta-

\* There has been some speculation regarding the origin of these vast accumulations of sand along the Brazilian coast, and especially about Cape St. Roque, M. de Jonnes holding that they are brought to these shores by the equatorial current (see Ceará, by Pompeo de Souza, p. 13), while Dr. Capanema holds that they come from the Serra do Araripe. Whatever may be the origin of the sands north of Parahyba, south of that point they are derived directly from the rapid cutting away by the ocean of the soft tertiary beds.

† See also Relatório da Comissão Hydraulica do Rio São Francisco, by W. Milnor Roberts, Rio de Janeiro, 1880, p. 4.

‡ See Geology and Physical Geography of Brazil, by Chas. F. Hartt, p. 380.

tion quickly take root and flourish upon it. The cacti are naturally in this list, and I have found one species of fern here, while the cajú tree, one of the blessings of the country, seems to reach its highest development in this parched and arid soil.

II. *The tertiary plateaux*.—This and the succeeding types can best be understood by anticipating somewhat the succession of geologic events in this region. The cretaceous formation was here overlain by not less than two hundred feet of horizontal, particolored beds of soft sandstones and clay. Since the emergence of the region from the ocean, the overlying tertiary beds have been extensively eroded. Where the tertiary beds have not been entirely washed away, flat-topped, angular-shouldered hills still cover the cretaceous beds, and form the topographic type under consideration. These plateaux are not confined to any particular belt, but may be found anywhere between the ocean and the serras. The tertiary soils are, as a rule, very sterile, their sterility being due partly and directly to the character of the soil and partly to its tendency to wash, and its inability to receive and retain sufficient moisture to support vegetation. The natural growth of vegetation upon this soil is strikingly poor, and this region of plateaux is generally covered with a sparse and stunted growth of forest and sedge, while the land is extremely barren, and unfit for cultivation. It is also seriously affected by droughts. Types of this topography occur between Maroim and São Christovão.

III. *The cretaceous hills*.—From what has been said it may be anticipated that the region of the third type owes its existence to the erosion of the tertiary beds, and the consequent uncovering of the underlying cretaceous. While this is true in the main, there are certain elevations in this basin which I am disposed to regard as never having been covered by the tertiary deposits, certainly not to any considerable thickness. In making a voyage between Aracajú and the mouth of the Rio São Francisco, one may see a range of cretaceous hills lying south of the river and well inland, though disconnected with the higher lands of the serras. This range of hills stands at a higher elevation than any of the tertiary hills on either side of it, and for reasons given further on, it is not believed that the erosion from the summits of some of the tertiary hills has been very extensive.

The region on the whole is a broken one, the hills being more or less rounded as a rule, though a few of them have abrupt faces toward the north and west. Although the topography of this region is a characteristic one, its value for the purposes of geologic reconnoissance is somewhat impaired by the presence of the overlying tertiary beds in a great many localities. This type characterizes the region between Aracajú and Itabaiana and between Larangeiras and the serras. The vegetation is large and abundant, and within this belt one may often find excellent examples of the

ideal tropical forests having an undergrowth well-nigh impenetrable and trees whose enormous trunks reach heights almost incredible.

IV. *The serras, or the paleozoic region.*—This type lies to the north and west of the mesozoic region, and forms a well-defined, natural boundary between it and the archæan region which lies farther inland. In the province of Alagôas this border is formed by the Serra de Marába, which, in its continuation to the south-west, is called the Serra d'Itabaiána, and still farther to the south Cahyba. This entire range is the monoclinical remains of the eroded landward margin of the beds here exposed. The rocks dip to the east and south-east at an angle of from fifteen to twenty degrees, and underlie the cretaceous and other beds between the serra and the ocean. For the most part these serras are covered with forests nearly to their summits.

V. *The trans-serra or archæan region.*—The topography of this region is an exceedingly varied one; now hilly, now mountainous, and now spread out in gently undulating plains. In some places it is notoriously sterile and is covered, for the most part, with a sparse growth of stunted timber, while in others it is more fertile, and produces a more vigorous forest. But little time was devoted to the geology of the archæan region.

#### THE SERGIPE-ALAGÔAS BASIN.

It will be seen in the resumé of what we know of the mesozoic geology of Brazil that too little is known of the exact limits of the cretaceous basins along the north-eastern coast of South America to permit a single one of them being clearly and satisfactorily outlined. More work has been done on the Bahia basin than upon any other one of the number, but of even this the limits are not known. For the better understanding of the region, it is deemed best, however, to give such facts as are available in roughly outlining the Sergipe-Alagôas basin, before giving the details of local geology.

The Bahia beds being of lacustrine origin, while those to the north are of marine origin, it may safely be assumed that these two basins were independent of each other at the time of the deposition of their beds. The most north-easterly point at which the Bahia cretaceous is known to occur is near Catú in the province of Bahia, and the most southerly point at which the marine cretaceous beds of the Sergipe-Alagôas basin have been observed, is at and about Estancia, in the province of Sergipe. The southern margin of this basin must, therefore, be to the south of this place. The rapids in the Rio Real, known as Passagem das Pedras, suggests the possibility of the red sandstones, which make the cataracts at Estancia, crossing the Rio Real at Passagem.

To the north of Estancia no exposures are known until one approaches the Pedra da Cahyba which forms a part of the Itabaiána range of mountains.\* From this part of the province to the Rio São Francisco near Propriá the mesozoic basin is bordered on the landwards side by the eastward extension of this same range of mountains. In the province of Alagôas, the Serra de Marába forms the north-west boundary, and by its trend leads one to suppose that this north-west margin continues for some distance in a line parallel to the coast.

Just where this basin ends to the north-east, and indeed whether it ends at all, either within the borders of Alagôas, or of Pernambuco even, is not known. The geology along the coast between Maceio and Rio Formozo has never been examined, and it is possible that this basin comes to an end between these two points. The writer feels warranted in the opinion—though it is only an opinion—that Porto Calvo is in the Sergipe-Alagôas basin, and it is possible that its beds are exposed at Rio Formozo. An examination of the relations of the archæan rocks and what was at the time supposed to be the tertiary beds at and near the mouth of the Rio Formozo in the province of Pernambuco, does not definitely settle the question as to whether or not the cretaceous beds continue to the north of this point. The beds seen at Rio Formozo lie unconformably against the crystalline rocks, but it is not clear whether the beds supposed, at that time, to belong to the tertiary do really belong to that period. They are, in general appearance, certainly unlike any tertiary beds seen elsewhere in Brazil, being made up of alternate beds of conglomerate, clay, chalk and chalk with flint nodules.

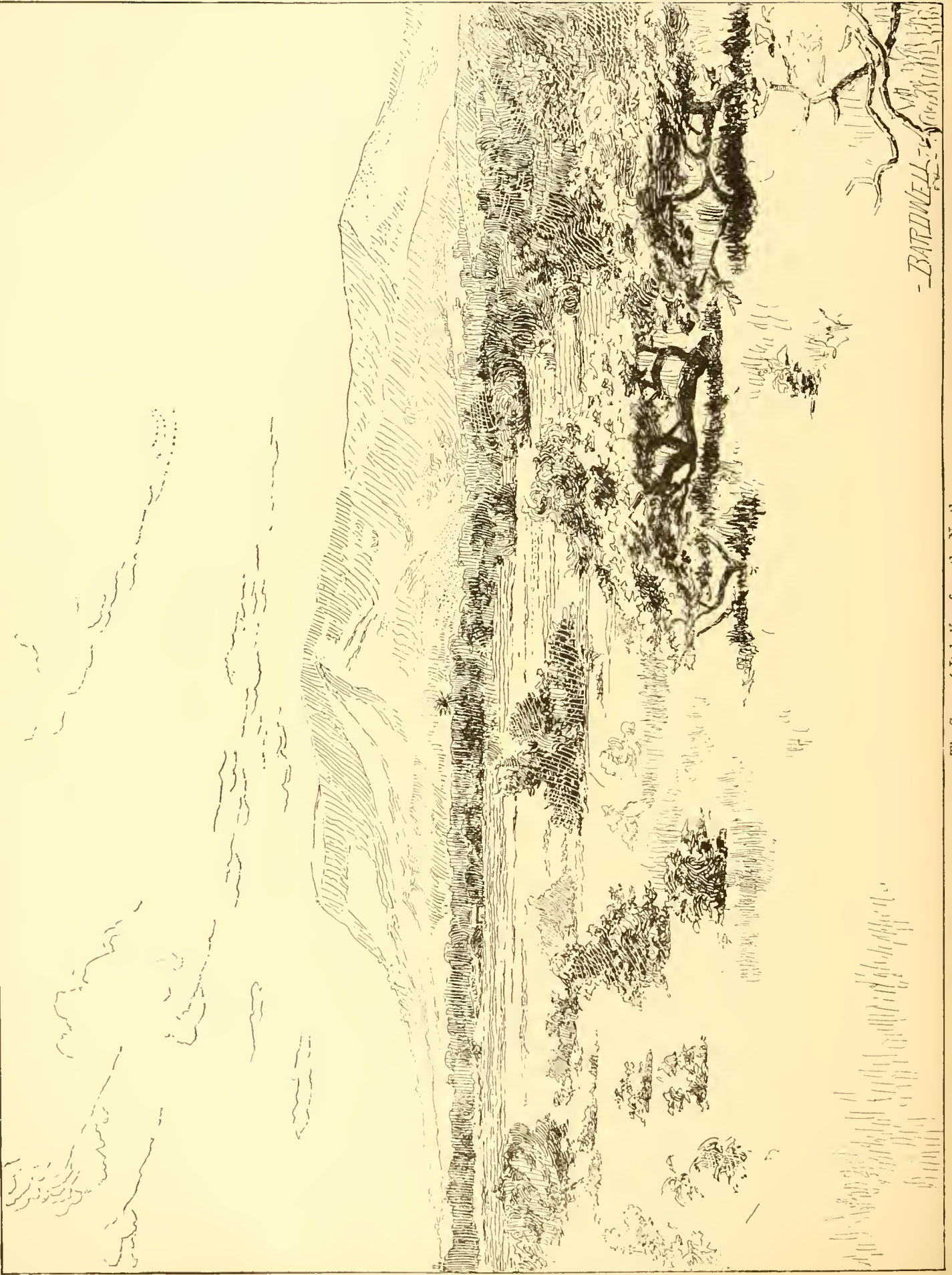
If then the cretaceous beds are continued from Alagôas and extend to the north of Rio Formozo, it is possible that they underlie the tertiary about Cape Sto. Agostinho, and are continued on the landward side of that cape, underlie Pernambuco, crop out at Olinda, Maria Farinha, Iguarassú, the island of Itamaricá, and may even connect with the mesozoic beds exposed at Parahyba do Norte and further north.

#### LOCAL DETAILS.

The present discussion of the Sergipe-Alagôas basin must be based upon facts gathered for the most part in the vicinity of Maroim, the Serra d'Itabaiána, along the Rio São Francisco and the Serra de Marába.

\* The beds of this range which I have referred to the paleozoic probably underlie the cretaceous beds of all this part of the coast. In a letter to me, in answer to one making inquiry regarding the nature of the region traversed by him from Bahia to Sergipe, Mr. Derby writes: "In the trip across Bahia and Sergipe, I found a series of shales and sandstones in the region between the Rio Real and Itabaiána which is most probably the same seen in the mountains. So far as I could see, there is nothing between that and the gneiss."





-BARDWELL-

The Serra of Itabaiana from the North.



These and the other localities mentioned below are the only ones examined that are judged to be of sufficient importance, or at which sufficiently valuable observations were made, to be worthy of mention here. Hundreds of places were visited in this region at which poor exposures of cretaceous rocks were found, but they could throw no additional light upon the geologic structure of the region without the use of more trustworthy methods of work than it was possible to employ at the time.

Inasmuch as the tertiary geology of this region is the subject of the second part of the present paper, the beds of this series are not discussed in this place.

In view of its general importance and the light it throws upon the structure of the entire region the details of the Itabaiána exposures will be taken up first.

*Itabaiána.*—The best section seen of the rocks underlying the mesozoic beds are exposed where the Rio Sergipe cuts through the range of mountains of which Itabaiána forms a part. Here the crystalline rocks are exposed on the inland side of the range, and in the gap cut by the river, the unconformable contact between these and the sedimentary beds, which are presumed to be paleozoic, is plainly seen. The conglomerates, false bedded sandstones, and shales which make up the great body of the section, have been so metamorphosed that the prospect for finding fossils in them is not very encouraging.

The sandstones are almost all changed to exceedingly hard, glassy quartzites, which by much jointing have broken into smooth-sided rhomboidal blocks. Following down the stream one ascends geologically, and finds these quartzites and conglomerates the principal rocks exposed, while those of shale, in which one most hopefully looks for fossils, are but poorly exposed or entirely covered with talus from the overhanging ledges. These beds have a pretty uniform dip of 15–20° to the south-east. Along the escarpment of the north face of the mountain range the upturned edges of the uppermost beds are partly exposed, while all the lower ones are covered with talus which stands at as high an angle as possible. In this talus large fragments of shale, such as was not seen in situ were examined for fossils, but without success.


The brief time spent in examining the rocks of this section for paleontologic evidence of their age was very insufficient, and it is altogether probable that careful detailed examination of these beds will yet furnish the desired evidence.

From the top of Itabaiána the structure of this range of mountains and its geologic relations to the regions on either side of it are quite evident. The Itabaiána peak is at the base of a curve in the range which continues to the right, as one faces the ocean, towards the west and south-west, while to the left it extends to the north and north-west. About fifteen miles to the north the range turns eastward and is next

seen prominently on the Alagôas side of the Rio São Francisco, where it is known as the Serra de Marába. To the south-west different portions of the ranges are known by different names, the section next to Itabaiána being called the Serra Comprida, and that next the Cahyba. It is evident at a glance that this range of hills bears the same relation throughout to the general Sergipe-Alagôas basin as the Itabaiána beds bear to those lying immediately between them and the ocean.\*

The section across the region given below shows the general relations of the various beds.

The following sketch looking north-east from the top of Itabaiána, shows the



Looking north-east from Itabaiána.

continuation of the range in a line of detached peaks, the rocks of which all dip oceanward beneath the mesozoic beds. Fig. B. is a sketch from near the south-east




Fig. B. Serra Comprida from Itabaiána.


end of Itabaiána peak, looking toward the south-east. The beds of the Serra Comprida are seen from the inland side, somewhat, and appear to be faulted.

#### *The Itabaiána Section.*

The accompanying section across the Sergipe-Alagôas basin is represented as being drawn from the archæan region north of the Serra, through Itabaiána, Maroim,

\* See note by Mr. Derby, on p. 378.

and Sto. Amaro to the sea. No attempt is made to represent relative thicknesses accurately, for no measurements have been made that will render this possible.



Section across the Sergipe-Alagoas basin.

Beginning at the base of the section, M represents the crystalline rocks of the archæan, here composed of beautiful greenish gneisses containing amethysts and yellow mica. At the point of contact the surface is uneven but hard and rounded as if water worn, and the conglomerates of the lowest of the paleozoic beds lie unconformably upon it. The gneisses at this place dip to the north-west though much crumpled in places. The same rocks when exposed away from the line of contact are soft and deeply decayed.

The lowest bed of K is a coarse and very hard conglomerate made up largely of fragments from the underlying gneiss. The next bed above is of coarse sand and pebbles, false bedded, followed by sandstone of varying degrees of coarseness. The pebbles in this bed are of all sizes up to that of one's fist, and vary in color from the white of milky quartz to the green of the underlying gneiss from which the latter are apparently derived. Next follow very hard sandstones with ripple marks, then fine, fine-grained sandstone. This is succeeded by fine-grained micaceous slaty rock with ripple marks, then very hard conglomerate followed by solid fine-grained slate, and coarse sandstone with micaceous bands.

These beds are all exceedingly hard, the sandstones being usually in the form of jointed and strongly false-bedded glassy quartzites. They have a uniform dip of from  $15^{\circ}$  to  $20^{\circ}$  to the south-east.

Of the thickness or importance of the rocks between the beds just mentioned and the next observed, nothing is known. On the sides of the hills immediately east of Itabaiana a series of slates, shales and sandstones were seen, but it was too imperfectly exposed to admit of a complete section being made, or of connecting such a section directly with that in the Rio Sergipe gap. On the part of the mountain east of the river the rocks dip south and south-east. The next overlying beds seen are limestones exposed on the stream between Itabaiana and Serra Comprida. Where they were examined they are considerably disturbed, very compact, and traversed by small veins of white quartz. In general appearance these rocks resemble the mountain limestones of England, but no fossils were found in them.

It is presumed that these limestones are included in the paleozoic beds which extend still higher. There is another break in the section here caused by the impossibility of observing the sequence of the overlying beds.

The next rocks seen, and of which the stratigraphic relations are known, are the mesozoic sandstones found in the hills at Engenhos Aragá and Pamonha, and which appear to dip gently to the north-west, that is, in the direction of the serra.\* This dip necessitates at least one syncline between this place and the mountains. Above these follow various beds of sandstone and limestone which are described more in detail elsewhere, all of which appear to belong to the cretaceous, with certain exceptional facies referred to in speaking of the age and correlation of the mesozoic Brazilian beds.

The cretaceous beds are somewhat disturbed, and some of them slightly metamorphosed. They are richly fossiliferous in places, and have furnished the interesting series of fossils described by Dr. White in his "Contributions to the Paleontology of Brazil."

The horizontal tertiary beds (B) which overlie these do not end along a well-defined line as one might infer from the section, but seem to have covered at one time almost all the mesozoic rocks, and to have been largely removed by denudation, leaving shoulders here and there, some of them but a few hundred feet and some of them miles in width. These beds are horizontal as far as the unaided eye can determine, non-fossiliferous, and are made up of particolored alternating strata of clays and sands, with here and there calcareous bands and concretions.

The last beds are those of quaternary and recent times which lie against the tertiary, cretaceous, paleozoic or archæan as the case may be.

*Recapitulation.*—Explanation of the section:

M. Archæan, (?) schists.

K. Conglomerates, sandstones and shales of the Itabaiána series, partially metamorphosed.

II. Not seen.

G. Limestones and shales.

F. Not seen.

E. Sandstones of Pamonha and Aragá.

D. Oolitic limestones and sandstones.

C. Chalky beds of Sapucary, Andorinhas, etc.

B. Horizontal tertiary sandstones and clays.

A. Quaternary and recent.

\* The fossils from these beds are referred to in Dr. White's work as coming from "Pamona," which should read Pamonha.

## EXPOSURES ABOUT MAROIM.

Quarries have been opened in many places in and about Maroim from which stone has been obtained for building walls and houses and for paving the streets. One of these quarries on the western side of the town is known as the *pedreira de Gumburobe*. The rock at this quarry is a brownish gray limestone, more or less oolitic, and contains some fossils, though the shells are usually broken and difficult of extraction. Lamellibranchs, cephalopods, decapod crustaceans, echinoderms, and occasionally very large gasteropods are found by the quarrymen. Many bits of fossil wood are also found here, but all in a charred condition.

On the eastern outskirts of the town, and lying more or less in it, at a place known as Aroeira are several old, abandoned quarries in calcareous sandstones. These beds contain many fossils, but the rocks are too hard to allow them to be taken out in good condition. The dip here is generally toward the east at a low angle. The fossils described by Dr. White from the Riacho de Aroeira are all from a small exposure in the bed of a wet-weather stream to the north-west of the quarries. At this place the rocks are more sandy than at the quarries referred to, and sometimes are hard as quartzites. They lie directly beneath the beds exposed at the quarries of Aroeira and dip to the S.  $80^{\circ}$  E., at an angle of six degrees. In the lowest part of the bed are fragments of the softer yellow rock which lies at a lower geologic level, forming, with the sand, a kind of conglomerate.

*Lastro.*

The richest locality for fossils found in the vicinity of Maroim is one known as the Lastro, about two miles down the river from the town, on the east side of the stream, and just south of the Engenho da Praia. From this engenho the exposures continue for more than three miles along the hills that border the stream on the east.

The fossils described by Dr. White from this locality come from the border of the mangue along the first three-quarters of a mile below the engenho. In this distance the rocks furnishing the fossils are mostly soft, decaying, cream colored to brown, oolitic limestones, which, by disintegration, have left the fossils free. In places the small rock fragments are so full of echinoderms that they can be picked out like walnuts from their hulls. In some cases the material of these fossils is changed to pure calcium carbonate, while in others the more compact beds of limestone have the fossils silicified so that they can be perfectly removed by the use of acid to dissolve the limestone.

The weathering out of the fossils at this place is hastened by the tides which

alternately cover and expose them to the air and sunshine. These same beds are exposed also on the opposite side of the river at a place called Jaque, where the stone was formerly quarried at low tide. Here, however, the rocks are harder than those at the Lastro exposure, the fossil fauna being the same.

The rocks at Jaque are oolitic, of a light-brown color near the surface, but where they have been blasted, or their interior parts are unaffected by weathering, they have a bluish-gray color.

Rocks similar to those found at the Lastro and Jaque occur from two to three miles further down on the west side of the stream. Here too the black flints which seem to have weathered from some limestone beds are widely scattered. The beds from which the flints have been derived overlie the oolitic rocks exposed at Lastro and Jaque. On the east side of the stream the rocks overlying the oolitic beds are soft limestones such as are exposed about Porto da Rede. On the west side the soft limestone beds are more or less flexed.

The fossils most abundant at the Lastro are conchifers, cephalopods and echinoids. There were found here sixteen species of conchifers, of which number ten are new to science; nine species of cephalopods, six of which are new; ten species of echinoids, nine of which are new. Gasteropods are remarkably scarce, but two species having been found here, both of which are new.

*Pedreira de João Pereira.\**

This quarry is about two miles east of Maroim. The rock is a soft, cream-colored to yellow, oolitic limestone, affording many imperfect specimens of cephalopods. The rock is so soft that it is quarried in blocks by cutting trenches in it with picks. The fossils are bivalves and cephalopods. Three species of the former and three of the latter have been found here, all of which are new to science. The beds have a southerly dip.

*Garajá.*

This locality is immediately north of the town of Maroim, and is interesting as containing the rocks from which one of the conchifers described by Dr. White as of jurassic aspect (*Aucella braziliensis*) was obtained. Most of the fossils obtained here are cephalopods (*Ammonites hopkinsi*) and were broken from compact limestone blocks where they had been separated by disintegration from the main beds, which crop out here and there about the fields. These beds overlie those of Arocira, Lastro, Jaque, Gambarobe, etc., all of which are oolitic.

\* This locality is wrongly given in Dr. White's Paleontology as João Ferreira in some places, while in others it has the correct spelling.

*Jacuruna.*

At Jacuruna, a short distance north-east of Maroim along the *estrada real* leading to the village of Rosario, is an exposure of oolitic limestones containing a few fossils. To the west of the Ponte de Sabão bridge, is a hill having outcrops of similar rock on either side. An exposure of limestone passes east and west through the village of Rosario. In one place where this stone is quarried, a bed thirty-five feet in thickness is exposed. The rock is oolitic and in lithologic characters strongly resembles that of the Gambarobe quarry in Maroim. The uppermost ten feet forms a massive bed. These beds dip at an angle of twenty degrees S. 45° E. (direction estimated). Between this point and Campo Redondo the country is low, these cretaceous rocks and their hills forming the southern boundary of the valley, while a range of tertiary hills bounds it on the north. Soft, cream-colored, cretaceous limestones underlie these tertiary hills as was shown in the pits excavated north of Engenho Campo Redondo in a search for coal or gold. From one of these pits, ten feet deep, a few fragments of fossils were obtained, one of which, *Camptonectes placitus* White, is described in Dr. White's "Paleontology of Brazil."

*Coqueiro.*

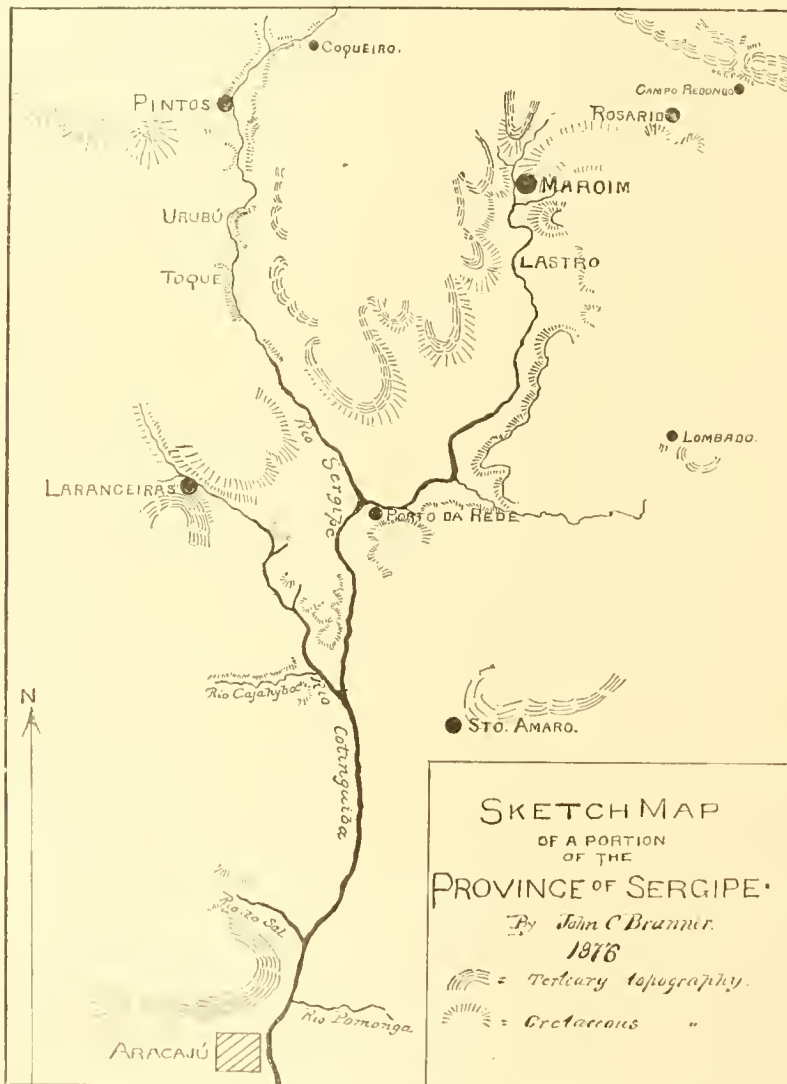
Most of the material collected at Coqueiro came from a single locality, a small exposure in the *estrada real* within a few hundred yards of the engenho of this name. The rocks here are sandstones of very uneven texture, being in some places hard, in others soft, in some places fine grained, in others coarse and porous, while in others still they contain a great many quartz and other pebbles. Among these pebbles are some of black quartzite resembling very strongly the dark quartzites found in situ in the serra d'Itabaiana. Owing to local variations in the character of these sandstones, some portions of the beds contain no fossils, all of them, if any ever existed in such places, having been removed by percolating waters. The most abundant fossils are conchifers, *Trigonia subcruculatu* being especially plentiful, and these occur for the most part as moulds or casts, the shells having been entirely dissolved out. In some of the finer-grained portions of the beds many impressions of small and delicate lamelibranchs are found, but the rock is so friable that they can be extracted only with great difficulty. The scarcity of gasteropods in these beds is somewhat striking.

To the north of the engenho is a small quarry in which the rocks are very hard yellowish sandstones, from which the fossils cannot be successfully removed. East of the river (Sergipe), at a place called Pocinhos, about seventy-five feet of sandstone is exposed. This exposure also shows a wide range of material in its composi-

tion, being in places very fine, in others containing a few pebbles, while in others it is a decided pudding stone containing cobbles half the size of one's head. Fossils are very scarce here, only a few bivalves being found in the lowest beds. The fact that the collections made here afford several fossils of jurassic aspect renders the locality one of special interest.

The beds are identical with those exposed at Porto dos Barcas, Trapiche Maior, Trapiche das Pedras Velho and Trapiche das Pedras Novo, though they vary considerably between these various localities in lithologic characters.

EXPOSURES ALONG THE RIO SERGIPE.



Many of the paving blocks and stone steps used in the village of Riachuello (also called Pintos) are filled with small gasteropod shells and other fossils, and a



small collection of the fossils of the neighborhood was made at one time by Dr. Dionizio Eleuterio de Meneses, the proprietor of Engenho Moleque near the village. At this engenho is an exposure of soft sandstone, but the fossils in it are not well preserved or readily extracted. The rocks in the vicinity of Riachuello were not examined thoroughly, and no doubt more interesting localities than any found remain to be explored here. Between the village and the engenho Jesus Maria José are several localities which yield good fossils. At the last-named place an exposure in the public road furnishes an abundance of them. Another locality is the Engenho São José de Vieira, and between it and São Felix are the largest and best preserved gasteropods found anywhere in the Sergipe-Alagôas basin, many of them lying weathered in the fields. A few of these were collected, but they seem to have been lost, for they were not included in the collection sent Dr. White with the other mesozoic material from Brazil to be described. At São Felix is the only exposure between the São José de Vieira locality and Riachuello.

At Trapiche Santa Maria in the outskirts of this village and on the river bank, a soft, non-fossiliferous sandstone is exposed, having a low dip to the north  $15^{\circ}$  east. This rock, in general appearance, very strongly resembles that exposed at Araçá and Pamonha. At Trapiche das Pedras many large gasteropods were found in a calcareous sandstone on the east side of the river.

About two hundred yards up the river from Trapiche Maior is a ledge of soft sandstone exposed at the margin of the stream near a tile factory, and containing many fossils, and especially bivalves. At Porto dos Barcos an exposure at the margin of the river, and which is uncovered at low tide, dips N.  $20^{\circ}$  E. The rocks at all the above localities dip beneath the oolitic limestones of the Urubú and Imbira bluffs.

I find in my field notes, written upon the spot, a statement to this effect: That "the Coqueiro beds are the same as those of Trapiche Maior, Porto dos Barcos, and Trapiche das Pedras." The importance of these facts will be made apparent in the discussion of the jurassic aspect of some of these beds. My notes upon the detailed geology of these localities (Porto dos Barcos, Trapiche das Pedras, and Trapiche Maior) are meagre, the collecting at these places having been done principally by Dr. Freitas.

#### *Urubú and Imbira.*

The locality known as Urubú is a bold cliff of oolitic limestone of grayish and greenish gray color, from one hundred to two hundred feet high, having a N.-S. trend, and dipping approximately  $37^{\circ}$  S.  $70^{\circ}$  E. Along the weathered face of this

bluff many well-preserved specimens of *Echinobrissus freitasii*, White, were found. Below this point another and similar exposure of cream-colored to gray oolitic rocks, about seventy-five feet high, is known as Imbira. The rocks here dip about  $30^{\circ}$ , S.  $70^{\circ}$  E. These oolitic limestones are weathered along the joints, and contain many large caverns from whose roofs stalactites descend to their floors.


At Canna Brava white to gray oolitic rocks dip S.  $45^{\circ}$  W. at a low angle. Below Canna Brava, at a locality on the west side of the river, known as Toque, are good exposures of limestone. These rocks are somewhat metamorphosed in places, and only one bed yields many fossils. The rock is firm and compact, and weathers in jagged, irregular masses which, when struck with the hammer, ring like "clink-stones," from which peculiarity the place doubtless takes the name "Toque." In a few places caverns are developed in it. The beds here dip about  $20^{\circ}$ , S.  $65^{\circ}$  E.

About a thousand feet below Toque similar beds are exposed at Capoeira on both sides of the river. On the west side these form a bluff about one hundred feet high. Being very compact and partially metamorphosed, they furnish but few fossils, and these come from a single stratum and bear a strong resemblance to those found at the Lastro locality near Maroim. The exposures on the left bank of the river dip  $13^{\circ}$ , N.  $70^{\circ}$  W., while upon the right bank the dip appears to be S.  $70^{\circ}$  E., angle not determined. Rocks similar to these are exposed again further down the river at several places, the most important one being known as the Pedra Branca. Here they are exceedingly compact and partially metamorphosed, in places resembling marble, while the fossils have been almost entirely obliterated, the ones found having a general resemblance to those of the Lastro locality. The exposed upper surfaces of the rocks weather in sharp, jagged points.

Half a mile from this point on the river, at the margin of the mangue, are found fragments of a bed of limestone cropping out at the base of the hills, which fragments contain a great many flint nodules.

The only other exposure of importance on this stream, that is, on the Rio Sergipe proper, and below the last-mentioned place, is at the limestone quarries of Andorinhas. At several places soft, cream-colored flagstones are quarried both for paving stones and for making lime. In general appearance these limestones resemble those quarried at Sapucahy, though they are not quite so pure or so fine grained. These rocks contain occasional imperfect impressions of large cephalopods and the remains of decapod crustaceans. The dip here is generally toward the east, though the rocks have some appearance of being flexed.

The next exposures down stream are those of the Sapucahy quarries on the west



The Caverns of Urubá, Rio Serpente.



side. The rock here is a soft, cream-colored limestone, in laminae from one to five inches thick, and coming out as flagstones. These flags are extensively used for paving-stones in Aracajú. They dip to the east at an angle varying from 25° to 40°. But few fossils have been found in these rocks, and these have been the scales of fishes. The locality is described also by Prof. Hartt in his "Geology and Physical Geography of Brazil," p. 383.

These Sapucary beds appear to be the highest of cretaceous age exposed in this region, the next exposures to the east being coarse, ferruginous sandstones, which, in all probability, belong to the tertiary. If, from Sapucary, one ascends the stream toward Maroim, many cretaceous exposures may be found in the vicinity of Porto da Rede. The rocks to the east of this village are limestones, both hard and soft, many of them containing black flint nodules. They are exposed in many places near the water's edge, along and in the margin of the mangues. The dip is approximately to the east at an angle varying from 25° to 35°. None of them form prominent features in the topography of the neighborhood.

#### EXPOSURES ABOUT LARANGEIRAS.

The most interesting place in the vicinity of Larangeiras is just outside the town, along the road leading to Maroim. Here hundreds of large cephalopods (mostly *Ammonites (Buchiceras) hartlii*, Hyatt) and echinoderms (*Echinobrissus freitasii*, White) lie weathered out in the road. Some of these fossils are badly bruised by the wear of travel and their being knocked against one another, while others, more recently weathered out, are fairly well preserved. The material from this locality, and belonging to the Comissão Geologica was labeled "Bom Jesus" after the name of the engenho to which the lands belong, and this is the locality referred to in Dr. White's descriptions. From this point toward Maroim, at the Engenho Pedra Branca, is a quarry of impure limestone dipping south-west.

A half a mile west of Larangeiras is a place known as the Pedra Furada, or pierced rock. A bed of limestone about twenty feet thick is here exposed in an isolated bluff made prominent by lateral weathering. Lithologically this rock strongly resembles that found at Capoeira and Toque on Rio Sergipe, and of which bed it seems to be the southward extension. The strata dip about S. 45° E. at a low angle.

\* Prof. Hartt gives the name of this place as Sapucary, and in the notes sent Dr. White by Mr. Derby on the geology of the province of Sergipe the name is so given. Sapucary being the name of a Brazilian tree, it is quite natural that this mistake should have occurred, and that it should be held as an intelligible word. In spite of this the people at and about the place called it Sapucary, and this, of course, determines its name.

In the town of Larangeiras is a quarry on the east side of the stream, the rocks having a general resemblance, both in lithologic appearance and in fossils, to the harder portions of the Lastro and Jaque exposures near Maroim.

Several outcrops of cretaceous rocks occur along the Cotinguiba, the stream upon which Larangeiras is situated. Above the mouth of the Rio Cajahyba which flows into the Jacaresíca from the west, there is a quarry of white limestone at the Caes da Ilha on the east bank of the river. A section of about twenty feet of this rock is exposed here. At Oiteiro Galante, on the east side, the same rock shows again in a less prominent exposure. Neither of these places was carefully examined by the writer.

#### ESTANCIA.

At Estancia the most prominent rock exposures are the red sandstone down which runs the cataract of the Rio Pianhy at this place. In general appearance these beds resemble, in a very striking manner, the triassic red sandstones of New Jersey, United States, and also those at Penedo on the Rio São Francisco. No fossils have been found in them.

Between the city and the port on the river the rocks exposed are dark-brown sandstones varying to conglomerates containing pebbles of gneiss and clay ironstone concretions of various sizes up to six inches in diameter. These rocks have a dip of from two to five degrees to the north-west. I am inclined to think, however, that this is an exposure of tertiary instead of the harder sandstones so well shown in the river.


At Ribeira Velha are exposures of the tertiary. The locality of especial interest in this neighborhood is a place known as São Gongalo, where a few cretaceous fossils were found. The exposure, however, is a very insignificant and unsatisfactory one, where the soft limestones have been dug out for making lime. In this exposure the beds are gently arched, the most prominent dip being to the north-west (?). The uppermost bed is a coarse white sandstone, next below comes a band of fine, soft limestone, then gray limestone of a chalky appearance, and at the base a bed of plastic blue clay. The quarrymen spoke of having found *panellas* (frying-pans) in the rocks, which, from additional descriptions, were supposed to be large cephalopods. No examples, however, were seen.

#### THE MARÁBA SERIES.\*

That the Marába beds bear the same relation to the mesozoic rocks in the province of Alagoás as do those of Itabaiána to the mesozoic rocks in Sergipe, there can

\* The Serra de Marába is said to be the highest point in the province of Alagoás.

scarcely be a doubt. Looking north-east from the Rio São Francisco, a short distance below Propriá one sees the Marába as shown in the following cut; the inland



Serra de Marába from near Propriá, Rio São Francisco.

or north-west side of the hills presenting abrupt faces, the south-east slope having a gentle dip toward the sea, suggesting that, if composed of sedimentary rocks, they must dip beneath the horizontal tertiary beds which cover the greater part of the region in the immediate vicinity of the mountain.

An examination of the country between Penedo and the serra shows that this impression is the correct one. Leaving out of account the sandstones underlying the city of Penedo, in going from this place to Marába, one traverses a wide belt of low, flat, fertile country which borders the river, and which is more or less flooded by the *enchentes* or "freshets" of the Rio São Francisco. From this low country he rises gradually and almost imperceptibly upon the *taboleiros* or plateaux, which are composed of the horizontally bedded clays and sandstones of the tertiary. These beds continue high up the south-east face of the Serra de Marába and end uncon-



Section through the Serra de Marába.


formably against it. They (the tertiary beds) are cut through by the ordinary processes of subaerial erosion, and, if careful search could be made, it is probable that exposures of the cretaceous, or at least of rocks higher than those seen on the summit and face of Marába and lower than the tertiary could be found. At Igreja Nova, a hamlet near the south-east base of the mountain, several loose fragments of compact limestone were found strongly resembling that which occurs near the top of the Itabaiana series, but the rock was not seen in place.

The serra itself, as seen in the few exposures on the top, is composed of light-colored sandstones dipping at an angle of about  $40^{\circ}$  to the S. E.\* These rocks are much jointed, and in many places changed to quartzites. The contact between the paleozoic and

\* The slope of the hill where it was seen to correspond with that of the rocks is here given as the dip. The rocks are so metamorphosed that it is difficult or impossible, to obtain the dip directly.

archæan at the base of this serra was not seen, being covered by soil and the talus from the abrupt northern face of the ridges. Not far north of this escarpment the gneisses, such as are seen at the base of Itabaiána, crop out.

From the summit of the Marába and bearing S. 25° W. is another peak of this same range known as the Urubú, shown in the following cut, having the abrupt north-



Pico do Urúbu from Marába.

west face and the south-east dip characteristic of the Marába. From Marába, Propriá on the Rio São Francisco is visible in the distance, and to the left of that place, though far beyond the river, appears a broad plateau with its higher face to the inland side and sloping gradually oceanward, but dying cut in the flat country long before the ocean is reached. This plateau was judged at the time and on the ground to be the continuation of the cretaceous beds of Sergipe in the Alagôas direction.




Fig. F. Pico da Serra Grande from Marába.

Bearing N. 70° E. the Pico da Serra Grande (Fig. F) is the next prominent peak in this range, its beds also apparently dipping south-east beneath the tertiary. Farther away a line of peaks form the north-easterly continuation of this range.

#### LITHOLOGIC CHARACTERS.

No exposures have ever been found of these Sergipe-Alagôas cretaceous rocks sufficiently continuous to make it possible to determine with any degree of satisfaction whether their lithological characters are constant or otherwise, when long distances or wide areas are taken into consideration.

Without going into tedious details I may say, however, that all the evidence in my



possession points in one direction, namely, that the lithologic characters are not only not constant in these beds, but that they often change very radically within a thousand or two thousand feet.

The oolitic beds, so prominent a feature of the Maroim region, do not appear as such on the Rio São Francisco, where the entire Sergipe-Alagôas series is cut through by the river. The red sandstones of Penedo do not appear as such about Maroim, while they are a conspicuous feature of the geology in the region about Estancia. The shales of Maccio are not seen elsewhere in the basin at any considerable distance from Maccio, and the arenaceous beds of Villa Nova are not known to exist in any other part of the basin.

The rocks vary in texture and character between the following kinds :

1. Coarse, compact sandstone of a bluish-gray color, modified by weathering to brown, and light gray ; fossils preserved but difficult of extraction. Example, Riacho de Aroeira.

2. Coarse to fine friable sandstone of open or porous structure ; fossils preserved mostly as molds or casts. Example, Coqueiro.

3. Oolitic limestone, bluish and greenish, weathering to light gray, cream-colored and brown. Examples, Urubú, Maroim, at the Gambarobe and Lastro quarries. The brown and cream colors of the oolitic beds are apparently products of incipient decomposition, the bluish and green tints predominating where these rocks are quarried to considerable depths, the brown and cream colors appearing near the surface and where the rocks are penetrated by joints or otherwise made accessible to meteorologic agencies.\*

4. Cream-colored, lead-colored and white, soft limestone. Examples, the quarries of Sapueary and Andorinhas.

5. Limestone, more or less compact, without well-preserved fossils, and with flint nodules. Example, Toque below Cana Brava.

\* The following is a brief description of thin sections of specimens of these oolitic limestones examined under the microscope :

The body of the rock is made up of irregularly rounded patches of calcite, many of which have the characteristic oolitic structure. There are, besides occasional grains of quartz, a few fragments of greenish mica, and here and there patches of brown hydroxide of iron. All these constituents are cemented together with fine, almost colorless, granular calcite. The oolites are stained a dull brown or cream color, and stand out prominently in the cement. There is nothing unusual in the oolites themselves. They are made up of concentric rings of calcite grains one outside the other, the innermost one usually enveloping a small fragment of organic matter, such as a bit of shell.

Many examples occur among these oolites, however, in which the general mass is not made up entirely of these concentric rings, the formation of these having ceased at a certain point, while beyond this the calcite has been added principally upon one side of the already formed mass, and without any definite arrangement. In some cases two partly-formed oolites are cemented by this amorphous calcite, the united mass retaining the usual irregularly-rounded form. In other cases still later formed concentric bands have enveloped the oolites thus united.

## THE AGE AND CORRELATION OF THE MESOZOIC BRAZILIAN ROCKS.

Although the mesozoic beds of the region under discussion are here spoken of as cretaceous, the writer is aware of certain conflicting evidence in regard to their age, which should not be overlooked.

Prior to the study of the cretaceous fossils of Brazil by Dr. White, the age assigned to the beds from which these fossils were derived was more or less unsatisfactory.

Although undoubted paleozoic deposits occur in many places in Brazil, no fossiliferous strata have as yet been discovered immediately beneath the cretaceous, while the overlying beds, referred to the tertiary, have never yielded any fossils, and have been so referred solely on account of their relation to the strata underlying them. It is plain, therefore, that the determination of the age of these rocks must be based entirely upon internal evidence, a determination which, on account of the incompleteness of the collections or the want of study, has always been more or less unsatisfactory up to the publication in 1888 of Dr. White's important "Contributions to the Paleontology of Brazil."

Prof. Hartt, in his "Geology and Physical Geography of Brazil," p. 385, says that when, in 1869, the cephalopods collected by him at Maroim were shown to Prof. Alpheus Hyatt, he was at once struck by their jurassic aspect, although in the description of these fossils, which is published at length in Prof. Hartt's book (*op. cit.*, pp. 385-393), nothing is said upon this subject, while they are all said to have come from "the cretaceous beds of Maroim."

Prof. Hartt says (*op. cit.*, p. 393) that the limestone about Maroim is undoubtedly upper cretaceous, though he does not tell us upon what evidence this opinion is based.

The Brazilian cephalopods described by Prof. Alpheus Hyatt in Hartt's "Geology" had been collected by Prof. Hartt from what he considered undoubted cretaceous rocks. Some of these fossils, however, were of decided jurassic affinities, and both their stratigraphic position and peculiar state of preservation warranted Prof. Hyatt in endeavoring to account for their occurrence at such a horizon. Prof. Hartt felt confident that the Sergipe rocks were cretaceous; the fossils were evidently much worn, and had a decided jurassic aspect. Prof. Hyatt therefore suggests\* that these cephalopods may have been eroded from beds at a lower geologic horizon (the jurassic) and transported to and deposited in the cretaceous. The suggestion is a natural one for a person unacquainted with the peculiar circumstances under which these fossils occur, but it is only necessary to say here that a knowledge of these circumstances does away with the necessity of this supposition. The fossils were taken from their original beds, and there is no reason for

\* Proc. Boston Soc. Nat. Hist., Vol. XVII, p. 370.

supposing that they have been redeposited, as I shall show hereafter, and the case is mentioned in this place only to call attention to what is either conflicting testimony regarding the age of the Sergipe rocks, or to a mingling in them of jurassic and cretaceous faunas.

M. Emmanuel Liáis, in speaking of the secondary deposits of Brazil, in his "Géologie du Brésil" (p. 197) says: "Ce puissant dépôt secondaire, tout paraît l'indiquer d'ailleurs, a dû se former pendant au moins une grande partie de l'époque crétacée, et a peut être commencé dès l'époque jurassique, au moins dès la période oolithique. Peu de perturbations auront eu lieu dans ces immenses régions pendant cette longue durée, et par là s'explique comment les espèces du commencement de la période ont pu continuer d'exister et se mêler aux espèces postérieures, de sorte que, suivant la très judicieuse remarque de Darwin, confirmée, comme nous l'avons vu, par l'union d'espèces jurassiques et crétacées dans les divers dépôts du Brésil, les deux époques ne sont pas nettement séparées comme en Europe."

No direct reference, however, is here made to the mesozoic geology of the Sergipe-Alagôas basin. The writer has not been able to locate this opinion of Mr. Darwin, and does not know upon what evidence it is based, but from the limits of his (Darwin's) observations in Northeastern Brazil, it is presumed that such an opinion by Mr. Darwin must necessarily have been based upon evidence accumulated by him in the Argentine Republic and Patagonia.

In his "Contributions" Dr. White gives the following reasons for calling the rocks of the Sergipe-Alagôas region cretaceous (p. 15): "First, the majority of the types are such as are generally regarded as characteristic of that period. Second, a portion of the species are identified with published species of undisputed cretaceous fossils in other parts of the world. Third, although some of the species have a jurassic aspect, none of them are identifiable with any known jurassic species. Finally, as all the collections have been shown to belong to one fauna, and a part of its species to be certainly of cretaceous age, the whole fauna must necessarily be referred to that period." This decision is somewhat weakened, however, by a statement (on p. 6) to the effect that "while such a conclusion would, I think, have been reasonably reached from a study of the fossils alone, much reliance has been placed in the corroborative testimony of the geologists of the Brazilian Survey."

If the members of the former Brazilian survey were now asked to give their reasons for calling these rocks cretaceous, they would lay all stress upon Dr. White's determinations and none at all, or very little, upon any evidence that has been adduced from stratigraphic relations, simply because, as has already been said, those

relations have, as yet, thrown but little or no light whatever upon the age of these particular beds.

In the mind of one acquainted with the mesozoic geology of Brazil, this fact stands forth prominently: that while Dr. White's conclusion that these beds are cretaceous, must be accepted, the fauna presents peculiarities of its own in the jurassic facies of the Sergipe-Alagôas fossils. Another peculiarity of this cretaceous fauna of Brazil is that certain of the typical genera, as Dr. White says, if found alone, would be referred to the tertiary. It may be due to the incompleteness of the collections made, but as far as we know these tertiary forms, *Fusus*, *Murex* and *Phorus*,\* occur only in the Pernambuco and Pará collections, and not a single example is reported from the Sergipe-Alagôas basin; while, on the other hand, not one of the jurassic forms is reported from the Pernambuco or Pará beds.

Thus far the writer has spoken of the mesozoic beds of this region as a whole. Let us now ascertain, if possible, whether or not both jurassic and cretaceous beds exist here, and whether this apparent mingling of faunas may not be due to bad collecting.

#### *The Stratigraphic Relations of the Mesozoic Beds.*

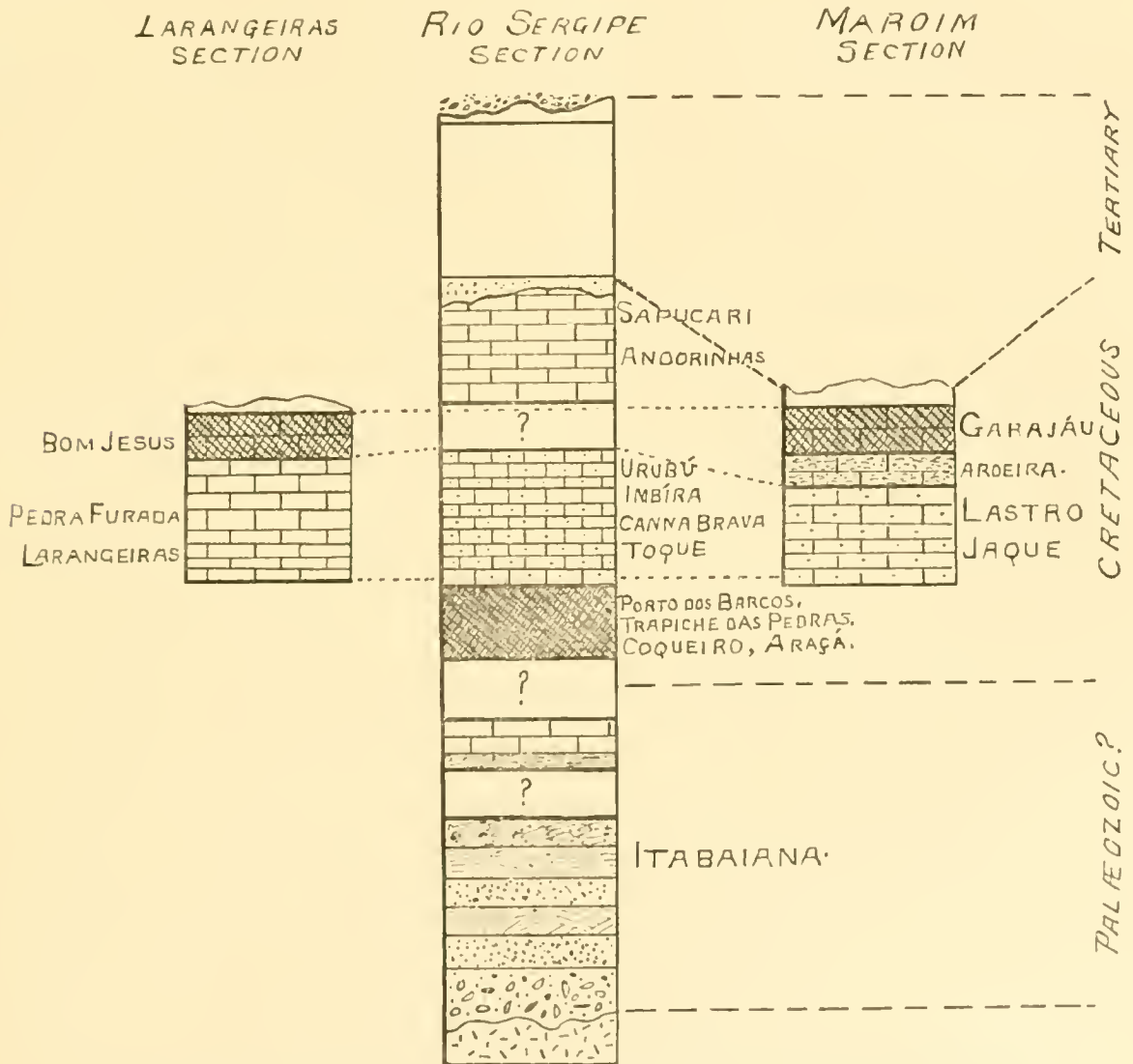
The general relations of the rocks of the separate groups are shown in the section through Itabaiana, and it only remains to indicate the relations of the mesozoic beds to each other. The details of these relations throughout have not been determined with any degree of satisfaction, the time spent in the province having been taken up entirely either in hasty reconnoissance or in collecting fossils. In the few more important instances in which these relations are known they are shown in the accompanying illustrations. In view of the very interesting departure of the fauna of this group from what would be regarded as a typical cretaceous fauna, the lack of detailed information upon this subject is the more to be regretted.

In Prof. Hyatt's paper upon the cephalopods of this region, no definite locality is mentioned for these fossils than "the cretaceous beds at Maroim." I learned from Prof. Hartt subsequently that this collection was taken, almost entirely, from the paving stones in the streets of Maroim. Now the quarries from which these paving stones came are so numerous and at such different horizons, that these fossils cannot be located stratigraphically, and for this reason, no valuable paleontological deductions can be made from them in determining the faunal characteristics and relations of the separate beds in the vicinity of Maroim.

\* This statement is made solely upon the authority of Dr. White's opinion as expressed in his "Contributions to the Paleontology of Brazil," p. 17. But inasmuch as *Fusus*, *Murex* and *Xenophora* (*Phorus*) begin in the cretaceous or earlier, it seems to be of doubtful value.

One of these cephalopods, however, *Ammonites (Buchiceras) hartii*, Hyatt, as it appeared afterwards, came from the locality known as Bom Jesus. The jurassic aspect of this fossil and the eroded condition of the specimens led Prof. Hyatt to suggest the possibility of its having been transported from some older deposit.

The section given herewith shows the relation of the Bom Jesus beds to others of this group.



Three sections in the Sergipe-Alagôas basin. (The heavily shaded beds yield fossils of jurassic aspect.)

The Bom Jesus beds occur in the hilltops east of the town of Larangeiras. The rocks are earthy, arenaceous limestones which are readily attacked by disintegrating agencies, and have, therefore, been rapidly converted into residuary earths. The

fossils occur, for the most part, lying loose in the road where they have constantly been ridden and walked over, or are imbedded in the black residuary earth that covers these cretaceous hills. In many cases, however, there are irregular blocks of the matrix preserved along with the fossils. The worn appearance of a great many of the specimens from this locality is due to two causes: one is the rapid dissolving action of the rain-water, which when raised to a high temperature by falling upon the hot rocks, attacks them vigorously and leaves an etched surface such as is produced by acid acting upon a calcareous sandstone; the second is the wearing of the rocks against each other where they are constantly walked and ridden over in the road. There is nothing in the rocks themselves, in their topographic position, or in their relations to the underlying strata to lead one to suppose that these fossils have been carried here from a lower geologic horizon.

Attention is called to the relation of the Bom Jesus beds to those of Larangeiras and Pedra Furada, and to the fact that the Larangeiras beds are the equivalents of those of Lastro, etc., at Maroim, and of those of Urubú on the Rio Sergipe.

At Maroim the Lastro beds are overlain by a similar cephalopod-bearing formation, that of Garajáu, which yields other fossils of jurassic aspect, while those of Urubú, the equivalents of the Lastro beds, overlie others of decidedly jurassic facies.

We have then the following arrangement of the strata:

1. At the top are the Garajáu and Bom Jesus beds, yielding fossils of both cretaceous and jurassic aspect.
2. Beneath these are the Lastro, Jaque, Urubú, Imbira, Toque, Capoeira, Larangeiras, and Pedra Furada beds, whose fossils are all referable to the cretaceous.
3. Beneath these are the beds of Porto dos Barcos, Trapiche Maior, Trapiche das Pedras Novo, Trapiche das Pedras Velho, and Coqueiro, all of which yield fossils of both cretaceous and jurassic aspects.

As the jurassic aspect of both the underlying and the overlying beds might tend to throw doubt upon the reference of those of Urubú, Lastro, etc., to the cretaceous, I can only refer to Dr. White's able discussion of this subject in his "Contributions" (pp. 15-16), where he shows that the weight of evidence favors the cretaceous age, not only of those particular beds, but of the entire Sergipe-Alagôas series.

It is no longer cause for surprise that beds of decided jurassic aspects are found overlying others of just as marked cretaceous aspect. Dr. Blanford, in his presidential address before the Geological Section of the British Association at Montreal in 1885, laid timely stress upon these apparently anomalous conditions existing in India and South Africa, and to the grave difficulty or impossibility of an exact and minute

correlation of the beds deposited in such widely separated regions as Europe, South Africa, India, Australia and South America.

It is worthy of note also in connection with the discussion of the mesozoic and tertiary rocks of Brazil that the fossils of jurassic aspect are confined to the Sergipe-Alagôas basin and to the Crato district in Ceará,\* while those which have a tertiary aspect are, so far as they have been worked out, entirely from the Pernambuco and Piábas basins.†

Inasmuch as the divergencies between the faunas of the Sergipe-Alagôas basin and the Pernambuco basin tend to associate the former with the older and the latter with the newer geological horizons, the probability is naturally suggested that the Sergipe-Alagôas beds are more nearly synchronous with those of Crato in Ceará which are referred by Newberry and Cope to the jurassic, while the Pernambuco beds are similarly related to those of Piábas in the province of Pará.

#### THE CONDITIONS ATTENDING THE DEPOSITION OF THE MESOZOIC BEDS.

The rocks represented in the sedimentary beds of the Sergipe-Alagôas sections vary from the coarse conglomerates at the base of Itabaiána and lying in contact with the gneiss, through sandstones, quartzites, shales, slates and dolomitic limestones all of possible paleozoic age. In the mesozoic beds the rocks are sandstones, coarse, fine, and often calcareous. These are variously colored from dark red through brown to cream colored. The limestones are arenaceous, partially crystalline with flint nodules, oolitic and cherty.

The nature of these mesozoic beds indicates that the changes which took place during their deposition were not very great or very sudden. The sandstones lie at or near the base of this series, the oolitic beds follow, and the soft limestones are the highest ones seen.

The order and character of these beds appear to indicate a gradual subsidence of the region from the beginning to the end of the cretaceous. The basal sandstones often contain pebbles the size of a partridge egg, and sometimes the fossils are rolled and water-worn, showing that they were deposited in tolerably strong currents and near the shore. The earthy limestones and oolitic beds which follow indicate an increasing depth and quieter waters, while the uppermost beds have been deposited

\*See opinions of Dr. J. S. Newberry and Prof. E. D. Cope concerning the fossil fishes of Ceará in Proceedings of the American Philosophical Society, Vol. XXIII, Jan., 1886.

†See Dr. C. A. White's "Contributions to the Paleontology of Brazil," p. 17, and Prof. E. D. Cope in the Proceedings of the American Philosophical Society, 1886. In the latter paper Prof. Cope compares the Pernambuco vertebrate fossils with those of the Fox Hills (upper cretaceous) of the United States.

in still deeper and quieter water than any of the lower ones, are more homogeneous, and contain the remains of fishes and a few cephalopods. No shallow water animal's remains have thus far been found in them. Then followed the pressure that folded broke, and in places, partially metamorphosed, the cretaceous beds. This ended the depression of the ocean's bottom.

*Pressure.*—The cretaceous beds of the Sergipe-Alagôas basin have been subjected to more or less pressure, though this pressure has not been uniform.

The following are the evidences of such pressure :

1. Many of the fossils collected in this region are more or less crushed or otherwise distorted.
2. The beds as seen near Maroim, at the Lastro, and at other places along the Maroim arm of the Rio Sergipe, and especially along its western bank, are thrown into folds.
3. Slaty cleavage is noticeable in the Ilha do Chaves, a mile below Propriá.
4. Superinduced cleavage and joint structure are seen in the sandstones of the Serra d'Itabaiána and in those of the Serra de Marába.\*

In some localities the limestones are metamorphosed, and their fossils completely obliterated, while in many other places the obliteration of the fossils is but partial.

The folds in these rocks indicate that the pressure by which the region was disturbed came from the south-east. Although this pressure was sufficient to flex the cretaceous beds, and, in places, to metamorphose them more or less, there is nothing to show that it was great. The flexures are usually gentle and the rocks seldom dip at a high angle, as will be seen from the accompanying table of dips.

#### ECONOMIC.

It is not to be wondered at that the popular notion that precious metals must occur in all mountainous regions, has led to the supposition that the serras of Itabaiána and Marába are auriferous. These mountains have been examined repeatedly in the search for gold, silver and what not, but without success. As long ago as the seventeenth century they were explored and found barren of such riches.† At the

\* Certain other sandstones of this region are partially metamorphosed. In some places this metamorphism is complete, while in others it is but slight. There seems to be some doubt as to the exact place of these metamorphosed sandstone beds in the series, but the weight of testimony seems to show that they are tertiary. The metamorphism of these particular beds cannot, I think, be adduced in support of the theory of pressure, for it is entirely due to weathering.

† "Within the jurisdiction of this captainship ('Sergipe del Rey') is the mountain of Tabayana ; from whence several valuable ores were presented to the council of 19 ; but, upon proof, were found not worth farther looking after." 1641. *Voyages and Travels into Brazil* by John Nieuhoff. Pinkerton's *Voyages*, Vol. XIV, p. 706.



time when the gold and diamond diggings of Brazil were at the height of their successful operation, extensive explorations were carried on in these mountains. Even during the last twenty years such explorations have not entirely ceased, though they have never given any promise of success.

There is nothing in the geologic structure, as far as it is known, to lead one to expect deposits of economic value in the mountains of Sergipe and Alagóas.

It is possible that from the soft chalky beds at Andorinhas and Sapneary commercial chalk could be manufactured, though I have nothing beyond the general appearance of the rock to lead me to this supposition. It may be worth testing for this purpose. The tertiary beds would yield mineral paints of various red, yellow and brown colors, but owing to the absence of demand for such paints in Brazil, they would have no value at present.

The last member of the tertiary beds, the conglomerate which is scattered far and wide over the region, yields some limonite iron ore, but this ore has not been found in any considerable quantity as yet, and in view of the vast deposits of excellent iron ores in São Paulo and Minas Geraes, it is scarcely possible that a limonite ore could be profitably handled in this part of the Empire.

There were the usual reports through the province, at the time of my stay, of the discovery of coal, silver, copper, lead, etc., but in no case did I find such reports well founded or worthy of serious attention. The coal said to have been found at Campo Redondo was the charred remains of a tree buried in the tertiary clays, while the copper discovered in the same neighborhood was a piece of the manufactured metal.

*Building Stone.*—The time will doubtless come when the beautiful oolitic limestones of the Rio Sergipe will be utilized for architectural purposes. This stone resembles the famous oolitic limestones of Indiana, so highly prized and extensively quarried and used in the United States for building purposes.

The ease with which the Sergipe rocks can be quarried and sawed and cut into blocks of any size and shape, its hardening upon exposure, its rare beauty, its pleasing tints of green, gray, brown, and cream color, its convenience to transportation by water to Aracajú and thence by sail and steamer to all parts of the Brazilian coast, may yet make it a successful rival of the beautiful crystalline rocks of Rio de Janeiro.

## PART II.

## THE BRAZILIAN MESOZOIC BASINS OTHER THAN THAT OF SERGIPE-ALAGÓAS.

In order that the relations of the Sergipe-Alagóas basin to the mesozoic geology of other portions of Brazil may be the better understood, brief descriptions are here given of all the other known mesozoic localities in Brazil. The locality in the bay of São Francisco, Province of Santa Catherina is here described for the first time.

## SÃO FRANCISCO DO SUL, PROVINCE OF STA. CATHERINA.

Of the cretaceous rocks at this place but little is known at present, and that little is due to a small collection of fossils made here in 1876, by Mr. Luther Wagoner, then topographer on the Imperial Geological Survey of Brazil. As the specimens brought away by Mr. Wagoner were collected incidentally, no observations were made by him of the extent of the deposit, and no one seems to have given the matter attention since that time. The writer visited the place in 1881, but as he was there one night only, he was unable to gain any knowledge of it. The position of the outcrop suggests that this rock may underlie the country about the bay of São Francisco. It certainly does not appear in the surrounding hilly country.

Lithologically it is a brown, earthy, calcareous sandstone resembling that found at Olinda in the province of Pernambuco. It was observed only upon a small island about six miles from the port and covered only about one acre.

The outcrop, Mr. Wagoner tells me, is very inconspicuous, near the water's edge,\* and suggests the geology of Bahia and Maria Fariuha, except that the exposure is very limited. The specimens collected contained among others a number of fossil gasteropods. It should be stated here that this reference of these beds to the cretaceous is not based upon a detailed study of the fossils, but mainly upon the striking general resemblance of the fossils to those found in the cretaceous beds further north. It is to be regretted that this small collection of material was not submitted to Dr. White in connection with other mesozoic material collected by the Brazilian Survey. Of the relation of the cretaceous at this place to the older rocks nothing is known.

\* It was suggested at the time that these specimens might be fragments carried to the place as ballast, but Mr. Wagoner was confident that this could not be the case, for the rocks do not occur in fragments, but in a solid bed.

## THE ABROLHOS.

This locality is described by Prof. Hartt in the *American Naturalist*, Vol. II, March, 1868, and in his *Geology and Physical Geography of Brazil*, pp. 174-214. It was not visited by the writer, and the following facts are taken from Hartt's writings and from the series of photographs made there in 1876 by Mr. Ferrez, the photographer of the Brazilian Survey. For further details reference should be made to Prof. Hartt's book.

The sedimentary rocks bear a close resemblance lithologically to those of Penedo in the Sergipe-Alagôas basin, and they seem to be referred to the cretaceous largely on account of this resemblance. They are made up of arenaceous limestone (?) beneath, blue shale above, followed by a yellowish shaly sandstone containing obscure plant impressions. These sedimentary beds are covered by igneous rock, and they all have a north-westerly dip at an angle of from ten to fifteen degrees. Neither the thickness nor the superficial distribution of these rocks is given, but both the size and the height of the islands preclude the possibility of either great thickness or extensive distribution.

## THE BAHIA BASIN.

The geology of this basin has been written upon by Pissis, Hartt, Allport, Derby, Rathbun, Marsh, Cope, and White. The description and discussion by Mr. Derby, published in the *Archivos do Museu Nacional*, Vol. III, pp. 135-158, written after the most thorough exploration of the region that has yet been made and with all the facts in hand that had been accumulated by previous observations, is the most nearly complete that has ever been published.

The cretaceous rocks of the Bahia basin were deposited in a fresh-water lagoon, and are therefore quite distinct from those of the cretaceous beds along other portions of the coast. The limits of the basin have never been determined except in a very general way. The following outlines are taken mainly from Mr. Derby's paper above referred to.

The eastern margin of the basin extends from the city of Bahia to the station of Catú on the Bahia and São Francisco railway, a distance of fifty-four miles. The western limits are buried beneath the tertiary hills near Cachoeira and end somewhere east of Nazareth, while the erosion of these tertiary beds gives the margin of the cretaceous exposures a ragged edge, outliers or buttes of the tertiary being scattered here and there throughout the central portion of the area. The northern margin is buried beneath the tertiary plateau which extends from near Cachoeira north of Sto. Amaro,

and crosses the Bahia and São Francisco railway at Pojúca. The south end of the basin has been cut away by the ocean, the island of Itaparica having been included in it.

Near Inhambúpe, about thirty miles north-east of Alagoinhas, Mr. Derby found disturbed beds of schists, sandstones and limestones, which he is disposed to refer to the paleozoic. It is unfortunate that he does not report the dip of these supposed paleozoic beds. While on the Rio Joannes on the east side of the basin he saw the cretaceous lying unconformably against the gneiss.

The cretaceous rocks of the basin are conglomerates, sandstones, shales and limestones. The invertebrate fossils are described by Dr. White in his Contributions to the Paleontology of Brazil.

Of these fossils Dr. White remarks, that "all the types which the fauna embraces, so far as they are determinable, are represented among mollusks now living" and that "a part of these types are at present known to exist or have existed only upon the western hemisphere."

#### THE PERNAMBUCO BEDS.

The most southerly exposure of the mesozoic beds seen in the province of Pernambuco, by the writer, was near the mouth of Rio Formozo. This exposure, however, seems to be the northern extension, and near the end, of the Sergipe-Alagôas beds, as has already been suggested. But whether it is or is not the continuation of the former, these Rio Formozo mesozoic beds do not pass to the northward of Cabo Sto. Agostinho, along the oceanward side. This cape is of quartz-porphry,\* and on three sides is built against unconformably by particolored tertiary beds of sands and clays, a characteristic view of which is given in the part of this paper treating of the tertiary deposits.† Whether the mesozoic beds underlie the tertiary on the landward

\* Specimens of the crystalline rocks from the vicinity of Cape Sto. Agostinho, one from Estação da Ilha, collected by Professor Hartt, and two from the island of Sto. Aleixo, collected by the writer, were prepared for microscopic examination and submitted to Dr. George H. Williams, of Johns Hopkins University, Baltimore. Concerning these specimens Dr. Williams writes: " \* \* \* They must be described as quartz porphyries or rhyolites, according as they are of pre-tertiary or tertiary age. They are quartz orthoclase aggregates with almost no bisilicate constituents, but their structures are very varied. One of the specimens from Sto. Aleixo has a granular, holocrystalline groundmass of quartz and feldspar, some chlorite, possibly representing original hornblende or mica, and considerable blue tourmaline. The other Sto. Aleixo specimen is a fine granophyre. Porphyritic quartz and feldspar lie in a holocrystalline groundmass which is filled with beautiful spherulites showing the black cross between crossed nicols. The specimen from Estação da Ilha has large porphyritic sanadines with chlorite inclusions which were once glass. The groundmass is mostly composed of rectangular sanadines with much finely disseminated chlorite and iron hydroxide. Magnetite octahedrons and beautiful zircons are abundant. There is no nephelene in any of these rocks.

† See page plate of "The Ruínas de Palmyra."

side of the cape is not known, and it has been assumed that they do not, although there is nothing in the topography of the region to make such connection between the Sergipe-Alagôas beds and the Pernambuco beds impossible.

At Olinda the cretaceous rocks are exposed in the southern face of the hill upon which the church stands. The rocks are soft, earthy, somewhat calcareous, fossiliferous sandstones. This and an exposure of white limestone a short distance west of it, and known as the Forno de Cal, are the only exposures of cretaceous rocks now known in the immediate vicinity of the city of Recife, the next one to the north being in the vicinity of Rio Maria Farinha.

The region, rocks, and fossils of the Maria Farinha beds have been described by Rathbun in his paper upon the cretaceous lamellibranchs,\* and by Derby in Dr. White's contributions,† and only such of their characters as may be useful for future comparison with the other cretaceous localities of the coast need be mentioned here. Lithologically the beds vary from cream-colored and white pure limestones to earthy sandstones, all of which dip at a very low angle to the east. They are undisturbed, and none of the beds are oolitic in character. It is to be remarked that, of the several fossils of jurassic aspect in the Brazilian collection described by Dr. White, none have been found at the various Maria Farinha localities. It is also noticeable that all of the genera in this collection suggestive of the tertiary age are represented in the Maria Farinha locality, but none of them have been found at the Sergipe-Alagôas localities. These facts seem to suggest, at least, that the Pernambuco beds are not so old as those of the Sergipe-Alagôas region from which the collections were made.

It is the opinion of the writer, though it is expressed with that hesitation which should come from a lack of sufficient facts to support it properly, that the Maria Farinha and Olinda beds belong to the same horizon as those exposed three miles south-east of Penedo at Villa Nova, and that the latter overlie all the cretaceous beds from which the collections were made in the province of Sergipe.

The extent of the Pernambuco deposits has not been determined, even approximately, and it is not known, perhaps cannot be from surface exposures alone, whether the Olinda beds are, or ever were, connected with those of Maria Farinha, and whether the latter are continued by those found at Iguarassú and Goyanna, or whether those at Parahyba are also a continuation of the Pernambuco beds.

The coast between Olinda and Maria Farinha is low, and there are no rock exposures along it to aid one in connecting the two localities. From near Maria Farinha

\* Preliminary Report on the Cretaceous Lamellibranchs collected in the vicinity of Pernambuco, Brazil. By Richard Rathbun. Proc. Bost. Soc. Nat. Hist., XVII, 1874, pp 241-256.

† Contributions to the Paleontology of Brazil. By C. A. White.

to near the mouth of the Rio Parahyba do Norte the coast is formed of a series of soft, horizontally bedded, particolored tertiary sands and clays which are readily cut and washed away by the ocean, the talus of which obscures any beds which might otherwise appear at their bases.

Cretaceous beds are exposed on the low grounds of the island of Itamaricá, while the tertiary beds form the higher lands.\* The relative positions of the cretaceous and tertiary upon this island favor the opinion that these same relations continue northward, and that the cretaceous of Parahyba is simply the northern extension of the Pernambuco beds. It is possible that a careful examination at low tides of the beds along the coast and streams from Itamaricá to Parahyba would settle this question.

No rocks referable to the paleozoic have thus far been found in the vicinity of the Pernambuco basin.

#### THE PARAHYBA EXPOSURES.

No examination of the mesozoic exposures at Parahyba do Norte was made by any member of the Comissão Geologica, and the only information that we have of them is from a few brief notes by Williamson, Agassiz, and Capanema. The rocks are soft, impure, gray limestones, dipping gently to the east, and containing but few fossils. They occur near the city of Parahyba and at Minas da Cachoeira. Their occurrence at the latter place seems to add to the probability that the Parahyba beds are simply a northerly continuation of the Pernambuco beds.† I have been unable to obtain information regarding the age of the beds immediately underlying the cretaceous rocks of Parahyba.

#### THE MESOZOIC BEDS OF CEARÁ AND PIAUHY.

Our knowledge of the cretaceous beds of the interior of the province of Ceará is derived almost exclusively from the observations and collections of Gardner made just fifty years ago. With the exception of Capanema, the many writers who refer to these beds have derived their information from him.

The facts of most importance brought out by Gardner are the geological section

\* Relatório dos Trabalhos da Comissão Geologica do Brazil, por Ch. F. Hartt, Rio de Janeiro, 1875, p. 10.

† Among the fossils sent Dr. White from the Museu Nacional at Rio were some broken specimens of *Toxaster altiusculus* White, taken from the walls of the fort at the mouth of the river. As these specimens were collected by myself, I quote from my field notes written at the time, November the 25th, 1875: "I found some echinoderms and shells in the walls of the old Dutch fort, at the mouth of the Rio Parahyba, but upon inquiring for the quarry from which the stone came, I was told that it was brought from Europe; at least that there are no quarries in the neighborhood yielding such stone."

of the Serra do Araripe, which, beginning at the base, consists of horizontal beds of lignite, limestone, sandstone, with chalk and flints, the sandstone stratum forming the mass of the plateau. The total thickness of the section is from 1200 to 1500 feet. The underlying rock appears to be slate, presumably paleozoic. The fossil fishes found occur in concretions scattered about the surface, which he supposed to have been water-worn. The exact position of the fossils in the section is not known. Gardner believed them to have been weathered from the sandstone bed, but Hartt, who, however, never visited the locality, expresses the opinion that they come from a bed beneath the sandstone, which he thinks, together with the overlying beds, belongs to the tertiary. The serra here spoken of trends N. N. E., and is an elevated plateau about thirty miles wide, cut down rather abruptly on both sides, the valley on the Ceará side being lower than that on the western or Piauí side. The geographic distribution attributed to these beds by Gardner, that is, from this point to Maranhão, is not warranted either by the facts given by him, or by any that have subsequently come to light. The fossil fishes collected at and about Crato, by Gardner, were described by Agassiz, who believed them to be of cretaceous age.\* It should be mentioned in this connection, however, that Dr. J. S. Newberry and Dr. E. D. Cope regard these fishes as of jurassic age.†

#### OTHER CRETACEOUS EXPOSURES.

*Rio Mossoro, Province of Rio Grande do Norte.*—The exposure of the cretaceous on the Rio Mossoro in Rio Grande do Norte was reported by Major Coutinho. Nothing is known of the character of the beds or their geographical distribution. *V. Dr. White's Contributions, p. 10, foot-note.*

*Rio Piábas, Province of Pará.*—Concerning the Piábas locality I personally obtained from Sr. Ferreira Penna substantially the same information as that furnished Professor Hartt, and given in Dr. White's Contributions, p. 9. Sr. Penna assured me, however, that he had never seen these rocks exposed elsewhere than at the mouth of the Rio Piábas where they are uncovered at low tide. He found the exposure while making a trip along the coast in a small boat, and spent but a few minutes in making the collection from which Dr. White describes so many species.

*Rio São Francisco above the Falls of Paulo Afonso.*—The secondary nature of some of the rocks of the São Francisco valley above the falls was first made known

\* Edinburgh New Philosophical Jour., Jan., 1841.

† A Contribution to the Vertebrate Paleontology of Brazil. By E. D. Cope. Proc. Am. Phil. Soc., January, 1886, pp. 1-21. The opinion of Dr. Newberry is quoted as here cited. It should be stated, however, that there is possibly a mistake in crediting him with this opinion, for in a recent conversation with the writer, Dr. Newberry referred to these fossils as of cretaceous age.

by Mr. Derby in his article published in the *Archivos do Museu Nacional*, Vol. IV, for 1879 (published in 1881). These are horizontal beds exposed in the isolated hills which extend along the left bank of the river from near Piranhas to Itaparíca, but they form more continuous chains from the serra de Tacaratú toward the interior, while what appear to be plateaux of the same rocks stretch away to the south of the river also. In the immediate neighborhood of the river they are continuous from near the mouth of Pajeú to Itaparíca. Above Pajeú, hills, apparently of these same rocks, stand back from the river and overlie the gneiss. These beds contain silicified wood in abundance, besides a few other fossils. At a place called Atalho, fossil cyprids, bones, teeth, and scales of fishes and of reptiles have been found. At Caissara several leagues further up the river these beds occur again.

The only determination of any of these fossils made by Mr. Derby was that of scales of *Lepidotus*. He ventures the opinion that they are secondary and probably cretaceous, resembling somewhat the fresh-water cretaceous of Bahia.

I regard the discovery of these deposits by Mr. Derby as one of great importance in the study of the mesozoic geology of Brazil, for this locality seems to furnish the facts necessary for the determination of the relations between the coastal beds of the Sergipe-Alagoas region and the interior, and somewhat more elevated beds of Ceará.

*Rio Purus, Valley of the Amazonas.*—The only unquestionable cretaceous deposits thus far known in the Amazon valley are on the Rio Aquiry, an affluent of the Rio Purús. These deposits were discovered by Chandless and are very briefly described by him in an article published by the Royal Geographical Society, Vol. XXXVI, p. 119 *et seq.* The Aquiry enters the Purús on the right in latitude  $8^{\circ} 45'$  South, longitude  $67^{\circ} 23'$  West. From the mouth of this stream to  $11^{\circ}$  South latitude the water, when low, uncovers rocks in the middle of the stream, in which fossils are found. Vertebrae from these beds were seen by Agassiz at Manáus, and he pronounced them to be those of *Mosasaurus*. Nothing is known of the general character or extent of these beds. The theory that the cretaceous outcrops around the rim of the Amazonian basin is not supported by any known facts.

#### CORRELATION OF THE MESOZOIC OF THE COAST AND THE INTERIOR.

Owing to the lack of knowledge of details a very brief discussion of the relations of the mesozoic beds along the coast with those of the interior is undertaken with much hesitation. Indeed, were it not that this subject has already been touched upon by Mr. Derby in such a manner as to lead geologists to suspect that we have here unusual and very peculiar conditions, it would not be attempted at all.





coast, namely, that they stand at different elevations, reduces itself to the suggestion of a classification of geological formations by comparative elevations.\* If all the beds of the cretaceous both upon the coast and the interior were found to be perfectly horizontal, with no evidences of faulting between, we might possibly be justified in such an assumption. The position of the Sergipe-Alagôas beds, however, shows that this is not only not the case, but that in this basin, at least, the beds have a very decided dip toward the ocean, while their inland margins rise to a height of from 400 to 500 metres or more where they overlie the paleozoic beds of the Itabaiána. At their inland margins they rise to the same elevation above a large number of exposures of the same beds at tide level near the coast. If no connection had been traced out between these Sergipe localities we should be obliged, according to this hypsometric classification, to separate these beds geologically. This suggestion must be regarded, therefore, as a geological *non sequitur*. Mr. Derby assumes also that the coastal cretaceous beds do not reach an elevation greater than 100 metres above tide. This is erroneous. The serra of Itabaiána is, according to Mouchez, from 700 to 800 metres above tide, and the cretaceous beds overlie the paleozoic beds of Itabaiána to within 150 metres of its summit, which would make the elevation of the cretaceous at this place above tide about 600 metres.

According to the elevations along the Rio São Francisco, determined by Col. W. Milnor Roberts, the river near Tacaratú and in the vicinity of the secondary beds reported by Mr. Derby, is 320 metres above tide, and, according to him, the hills to the north are about 300 metres above their bases,† or, say 620 metres above tide.

The Ceará beds, according to Gardner, rise to an elevation of 600 metres above tide, which would also indicate that, as far as elevations are concerned, there is no important difference between the interior and the highest of the coastal deposits. But I lay no stress upon this elevation of the coastal beds, for, to my mind, it is a matter of but little importance, and I return to my original statement, that even if there were very marked differences of elevation, nothing could be deduced therefrom in regard to the relative geologic ages of the beds of the various localities. The elevation of the Brazilian coast has not been an even one, and there is certainly no reason for supposing that it would be. The elevation or depression of coast lines, and especially of lines as long as that from Rio de Janeiro to the mouth of the Amazon, has seldom or never been known to be even or regular. It is true that the tertiary beds along the Brazilian coast have a generally horizontal position, but this appear-

\* "It is difficult to admit the contemporaneous deposition of beds at such different elevations," *Archivos do Museu Nacional*, Vol. IV, p. 91.

† *Archivos do Mus. Nac.*, 1879, Vol. IV, p. 91.

ance does not conflict in any respect with the idea of unequal elevation, for this elevation would need to be very unequal indeed to make itself perceptible to the unaided eye.\*

All of the little evidence we have seems to suggest the identity of the coastal with the inland beds—certainly it does not suggest any obstacle to their correlation.

Agassiz pronounced the fossil fishes, collected by Gardner, cretaceous, while Newberry and Cope believe them to be of jurassic age. Dr. White pronounces the majority of the Sergipe-Alagôas fossils to be cretaceous, though he and Prof. Hyatt declare many of them to have a jurassic aspect. If these facts suggest anything in regard to the relations of the rocks to these localities, it is that the probabilities favor their, at least, approximate identity. While I cannot, of course, maintain this correlation, I must, at least, dissent from a separation without better evidence than has thus far been adduced.

\* See *Géologie du Brésil*, par Emmanuel Liais, p. 249.

## PART III.

## THE TERTIARY.

The thorough understanding of the tertiary geology of Brazil, not to say of South America, would, in my opinion, be of more interest and value to geology than that of any other geologic horizon represented on that continent. A full discussion of it cannot be undertaken here, is not intended, and indeed would be impossible without a vast amount of field work. The formation is too widespread and the questions presented by it too complicated to admit of discussion in this place, further than it relates to the geology of the Sergipe-Alagoás basin and to the cretaceous formations of the eastern coast.

In Brazil this formation is represented by horizontal beds of sands and clays forming a system of marine terraces from 100 to 250 feet thick, extending from somewhere between Rio de Janeiro and Bahia more or less continuously along the coast to the north, being especially prominent from about Maceio nearly to Cape St. Roque. In the Amazon valley they form the table-topped hills and are widespread from the Rio Araguay westward. The beds of the Amazon valley were thought by Agassiz to have been deposited in an inland lake during the glacial epoch. Pissis says that the marine tertiary beds of the coast are represented in the interior by beds of lacustrine origin. The origin attributed to the tertiary by Prof. Agassiz need not be discussed, as in all probability no one now admits its correctness, while a lack of knowledge of the lacustrine deposits of the interior renders the discussion of the theory of Pissis impossible. It must be admitted, however, that this theory of Pissis is a very plausible one, and such observations as the writer has made upon the geology of the interior of Brazil leads him to accept it as a favorite working hypothesis. In none of the supposed tertiary beds of the interior, at least in the provinces of Rio de Janeiro, Minas Geraes and Matto Grosso, has the writer found unquestionable evidence of the tertiary age of such deposits.\*

*Character of the Beds.*—The general features of the Brazilian tertiary have been several times described by such good observers as Agassiz and Hartt. The uniformity

\* Since the above was written a letter, making inquiry concerning the tertiary, has been directed to Mr. James E. Mills, of San Francisco, Cal., who has traveled in many parts of the interior of Brazil. In reply Mr. Mills says: "I cannot give you any definite information from my notes about the tertiary deposits in Brazil, because in Rio Grande do Sul, Minas Geraes, Rio de Janeiro, and other parts of the country where I had opportunities for observations and study, there are no deposits which I know certainly to be of tertiary age."

in its general characters between such widely separated regions as the Amazonas and Sergipe or Bahia is worthy of note. The description by Hart of the tertiary hills of Paranaquára\* might have been written of some of the Sergipe exposures with the exception of the sequence of the various beds. The following is his section, beginning at the top:

1. A few feet of fine, light, brick-red earth, consisting of a mixture of clay and fine sand.
2. Red sandy clay with iron nodules.
3. Tauatinga clay, grayish-white. Heavy bed, not laminated.
4. White clay, partly pure tauatinga, partly sand, resembling brick of two imperfectly mixed clays. Bakes hard in the sun and resists denudation.
5. White or cream-colored, soft, fine-grained sandstones.
6. Variegated sandy clay.
7. Argillaceous sandstone variegated with bands and mottlings of delicate shades of white, red, purple, brown and yellow.

The following section was observed near Maroim, and may serve as a type of this formation along this part of the coast:

- |                                     |          |
|-------------------------------------|----------|
| 1. Surface soil, sandy,             | 4 feet.  |
| 2. Mottled red and white clays,     | 3 "      |
| 3. Brown sandstone,                 | 1 foot.  |
| 4. Chalky above, red beneath,       | 6 feet.  |
| 5. Terra-cotta colored sandy clays, | 7 "      |
| 6. Dark red, hard clays,            | 2 "      |
| 7. Soft, light-brown sandstone,     | 3 "      |
| 8. Soft white sandstone,            | 10 "     |
| 9. Soft earthy sand,                | 1 foot.  |
| 10. Talus, principally from No. 7,  | 15 feet. |

Not enough attention was paid to the tertiary to enable the writer to say whether the sequence of the beds is at all uniform even within the limits of the Sergipe-Alagóas basin.

*Evidences of the Age of this Formation.*—The series of rocks here referred to the tertiary are so called upon stratigraphic evidence alone, for it is a very remarkable fact in regard to these beds that, widespread as they are, no fossils have ever been found in them, though diligent search was made for them by the writer, and doubtless also by others. But their relations to the cretaceous and their general resemblance to the tertiary beds of other parts of the world scarcely leave any doubt about the

\* Bul. Buf. Soc. Nat. Sci., Jan., 1871.

correctness of this reference. What portion or portions of the European or North American tertiary they represent it is quite impossible to say. In general appearance the deposits bear a strong resemblance to some of the later tertiary formations of the Southern United States, though the materials of the two are derived from very different geologic sources.

*Absence of Fossils.*—It is a peculiar feature of the Brazilian tertiary that with the exception of a few plants found in the Amazon region, fossils have never been discovered in it. That fossils should not be preserved in beds of such thickness and wide distribution, made up of strata of sands and clays variously commingled, is certainly to be wondered at. The statement of the fact has often been questioned, and explained by the assumption that careful search has not been made for them. That they may yet be found is of course highly probable, but the writer has searched miles of exposures in vain for any recognizable trace of organic remains.

Several hypotheses suggest themselves in explanation of the non fossiliferous character of these rocks. After examining the geology of the Amazon region, Agassiz concluded that an enormous glacier once moved down that valley, and built up across its eastern end a gigantic moraine; that as the ice melted the formations which are now believed to be tertiary were deposited from the cold, muddy waters flowing from the glacier into a great lake. This, to his mind, explained also the absence from these beds of organic remains other than leaves. But even if Prof. Agassiz's theory of the origin of these Amazonian beds were accepted\* it would not explain the absence of fossils from the same rocks along the south-eastern coast of Brazil.

Two hypotheses are offered: The first is, that these rocks were deposited so rapidly, and from water so overloaded with mechanically suspended matter, that animal life in them was impossible. It may be said in regard to this theory that while most of the tertiary beds are of a nature which would support it, there are many beds of clays and very fine sands which would hardly be deposited rapidly or from strong currents (see section on p. 410).

The second hypothesis is that these beds once held organic remains, but that they have been dissolved out by infiltrating waters.

*Present Extent of the Tertiary.*—The present distribution of the tertiary beds in the Sergipe-Alagôas basin cannot be given except in general terms, but from the explanation of its relations to the cretaceous rocks of the region (*v. p.* 376) one will

\* Agassiz's theory has never been accepted by the geologists who are acquainted with the geology of the Amazons, and he is said to have abandoned the theory of the glaciation of Brazil before his death. See *Glaciers*, by Shaler and Davis, p. 47.

have no difficulty in knowing what is to be expected. It is much more widespread through the western than the eastern portion of the province of Sergipe, while in Alagôas it is represented by a succession of mutilated terraces. In the western part of Sergipe the dry, thirsty soil of this formation prevents the growth of important forests, and gives to it the name of *agreste* in distinction from the wooded cretaceous soil of the eastern portion.

Near the coast, along the São Francisco river and the other larger streams of the region, there are scarcely any remnants of the tertiary to be seen, but as one recedes from the valleys, outliers of the tertiary become more and more common until it forms continuous *taboleiros*, deeply gashed at their margins and sometimes abutting unconformably against the paleozoic or cretaceous rocks of the serras. On the sketch map on page 386 the outliers of tertiary in the vicinity of Aracajú and Maroim are located approximately. The tertiary hills are, as a rule, characterized by having flat tops. It not infrequently happens, however, that small outliers have been so extensively eroded that the upper and most resisting bed of clay has been washed away and the lower beds have broken down rapidly, leaving a more rounded and less characteristic topography.

Toward the northern end of the basin the tertiary beds approach nearer and nearer the coast, until, north of Maceió, they form a chain of hills and bluffs which continue with occasional interruptions to near Rio Grande do Norte.

*The Original Extent of the Tertiary.*—The original extent of the tertiary beds is indicated partly by the horizontality and the approximate uniformity in thickness and character of the strata, and, secondly, by the distribution of the existing remnants.

A satisfactory statement of the original limitations is not possible with our present knowledge, because we are ignorant of and have no means of determining the amount of erosion that has taken place from the upper surface of these beds. It is evident, however, from the continuity of the lithological characters of preserved beds where exposed over wide areas, that the strata were originally continuous over the whole of the lower parts of the Sergipe-Alagôas basin, and over many of its considerable elevations as well.

It is easy thus to calculate a part of the erosion that has taken place, but in view of the impossibility of knowing the original thickness of these beds, we cannot make a trustworthy estimate of the whole. It is a noteworthy fact, however, that in the Sergipe-Alagôas basin the remnants of the tertiary beds do not extend beyond the limits of the cretaceous basin into that of the crystalline rocks. They end unconformably against the beds of the Serras d'Itabaiána and Murá'n, and only

where the cretaceous beds are not limited on their inner margins by such ranges do they rest upon or against the crystalline rocks.

*Denudation.*—The present distribution of the tertiary, the horizontality of its beds, and the high angles of their exposed margins, all go to show that the denudation of these rocks has gone on and is still going on at a rapid rate, whatever the causes. Erosion and denudation are still in progress, and some of the causes, at least, may be studied upon the ground. The tertiary beds frequently form broad, dry, and sterile plateaux or table lands known in Brazil as “chapadas” and “taboleiros.” In places these plateaux are almost barren of vegetation, and are deeply scored with gullies, ravines, and gorges as much as two hundred feet in depth. Such spots are quite common about the margins of these plateaux. It is not an uncommon thing, however, for hills having more or less vegetation over them to yield to erosion and to develop such cases as that shown in the accompanying illustration of the “Ruinas de Palmyra,” near Cabo Santo Agostinho. This case is a typical one (*v.* Plate III). One is often struck, on looking at these rapidly cutting exposures of tertiary, with their resemblance in miniature to the topography of parts of the Grand Cañon region of the United States.

The great denudation of the tertiary beds is due to the following five principal causes :

- I. The impenetrability of the surface clays.
- II. The sterility of the soil resulting in barrenness of vegetation, and the absence of the protection arising therefrom (*v.* p. 376).
- III. The unresisting nature of the rocks (*v.* p. 410).
- IV. The great precipitation concentrated within a few months of the year increasing in geometric ratio the abrading and transporting powers of the water.
- V. The temperature of the water considerably elevated by falling upon the bare hot surface clays.

I shall speak of these causes in their order. (I) The impenetrability of the soil prevents the precipitation from soaking into the ground, obliges it to seek its level along the surface at once and is therefore conducive to floods and to corrosion. The tertiary clay through this region being more or less impenetrable, sheds its water almost perfectly, and thus hastens erosion by floods and freshets whose abrading and transporting powers are enormous.

It will be observed that in almost all the descriptions of Brazilian tertiary sections there are alternate sandy and clayey beds. When erosion acts readily upon the sandy ones they are soon removed until a bed containing sufficient clay to turn the water readily is reached. This bed then becomes the surface clay of the country





“Ruins de Palmyra,” near Cape Sto. Agostinho.



shedding the great precipitation of the region and sending it in powerful torrents down the soft margins of the formation whence enormous quantities of earth are swept away.

(II) The sterility of the soils derived from the tertiary is notorious. This sterility is due largely to the tendency of the surface clays to turn the rainfall instead of allowing the water to soak into the ground. But little water is able to penetrate the ground, and for this reason dry weather is invariably fatal to crops in tertiary soils. The natural vegetation is remarkably scant, except in the deep ravines. The wiry grass, stunted trees, and cacti that grow over these sterile plateaux, or "chapadas" as they are called, offer but little resistance to the water flowing from the surface.

(III) In the description of sections in the tertiary it may be seen that there are no beds in the whole column capable of long resisting the ordinary processes of sub-aerial erosion in the tropics. The beds are usually clays and sands variously commingled. I have seen but one indurated rock in the series—a very hard, glassy quartzite, metamorphosed in weathering, but this rock does not appear to form a continuous bed at any one place, or to occupy a definite position in the series. In such soft and easily eroded material the heavy rainfalls of Brazil do the greatest possible amount of work.

(IV) *Precipitation.*—That precipitation in the tropics is not as evenly distributed through the year as in temperate regions is a well-known fact.

In Brazil the year is divided as naturally into rainy weather, "*tempo de chuva*," and sunny weather, "*tempo de sol*," as in temperate regions it is divided into winter and summer; but it is important to note also that the rainy season is the hot season, the "*tempo de sol*," referring to continuous sunshine.

The rainy season does not set in at the same time in all parts of the country, but may begin one, two or three months later or earlier in one place than in another. This, however, does not affect the general results. One of the best records of rainfall in Brazil of which I have knowledge is that kept by the St. John del Rey Gold Mining Company at Morro Velho, in the province of Minas. This record covers the period from 1855 to the present. A resumé of these observations published in 1880 shows\* the average annual rainfall up to that time to be 1637 millimetres, and that 89 per cent of this, or 1457 millimetres, fell during the six months from October to March inclusive, while from April until September only 180 millimetres fell.

A series of observations kept at the city of São Paulo during the year 1870†

\* See "Relatorio de W. Milnor Roberts sobre o Rio São Francisco," Rio de Janeiro, 1880, and *Revista de Engenharia* for May, 1880.

† *The Rio News*, February 5, 1880.

shows that out of the total rainfall of 1287 millimetres during the year, 1152 millimetres fell from November to April inclusive.

Observations made during 1881 at São Bento das Lages in the province of Bahia give a total precipitation of 1984 millimetres for the year, of which 1439 millimetres fell from March to August inclusive.\*

Observations made at Uberába, province of Minas, from 1880 to 1882 inclusive, show an average annual precipitation of 1561 millimetres, of which 1264 millimetres fell from October to March inclusive.†

Records of the rainfall in Ceará during the twenty-eight years from 1849 to 1876 show an average precipitation of 1346 millimetres during one half the year, against 143 millimetres during the other half.‡

These examples are sufficient to give a correct idea of the distribution in time of the precipitation in Brazil. A rainfall so unevenly distributed cannot fail to do an unusually large amount of erosion.

On the whole, however, the erosion of these tertiary beds does not appear to be going on so rapidly as formerly, and indeed I am not disposed to believe that the extensive denudation of the tertiary beds which has taken place in Brazil is to be attributed to subaerial erosion alone. It seems probable that the greater part of this work was done at the time of and immediately after the emergence of these beds from beneath the ocean, while the beds were even softer than at present, and before the surface was taken possession of by vegetation. In many places over the tertiary region where the country is thickly clad with vegetation, erosion is practically *nil*. The great width of many of the valleys and the precipitous faces of the tertiary ranges that border them suggest that these hills faced the ocean, or were the shores of bays during the time of the land's elevation from beneath the tertiary seas.

At many places along the Brazilian coast the ocean is also attacking these tertiary beds upon the edges, undermining them and spreading the material of which they are composed over the ocean's bottom. The bed of the ocean north of Rio de Janeiro is, in most places, covered, not with the glauconite ooze usually found along the shores of continents, but for the most part with red mud carried down by the streams, or washed away directly by the waters and undertow from the soft red tertiary rocks of the coast.§ The red cliffs, so noticeable to one sailing along the coast in sight of the shore, are all tertiary, and wherever the water breaks against the bases of these cliffs, they are being rapidly cut away.

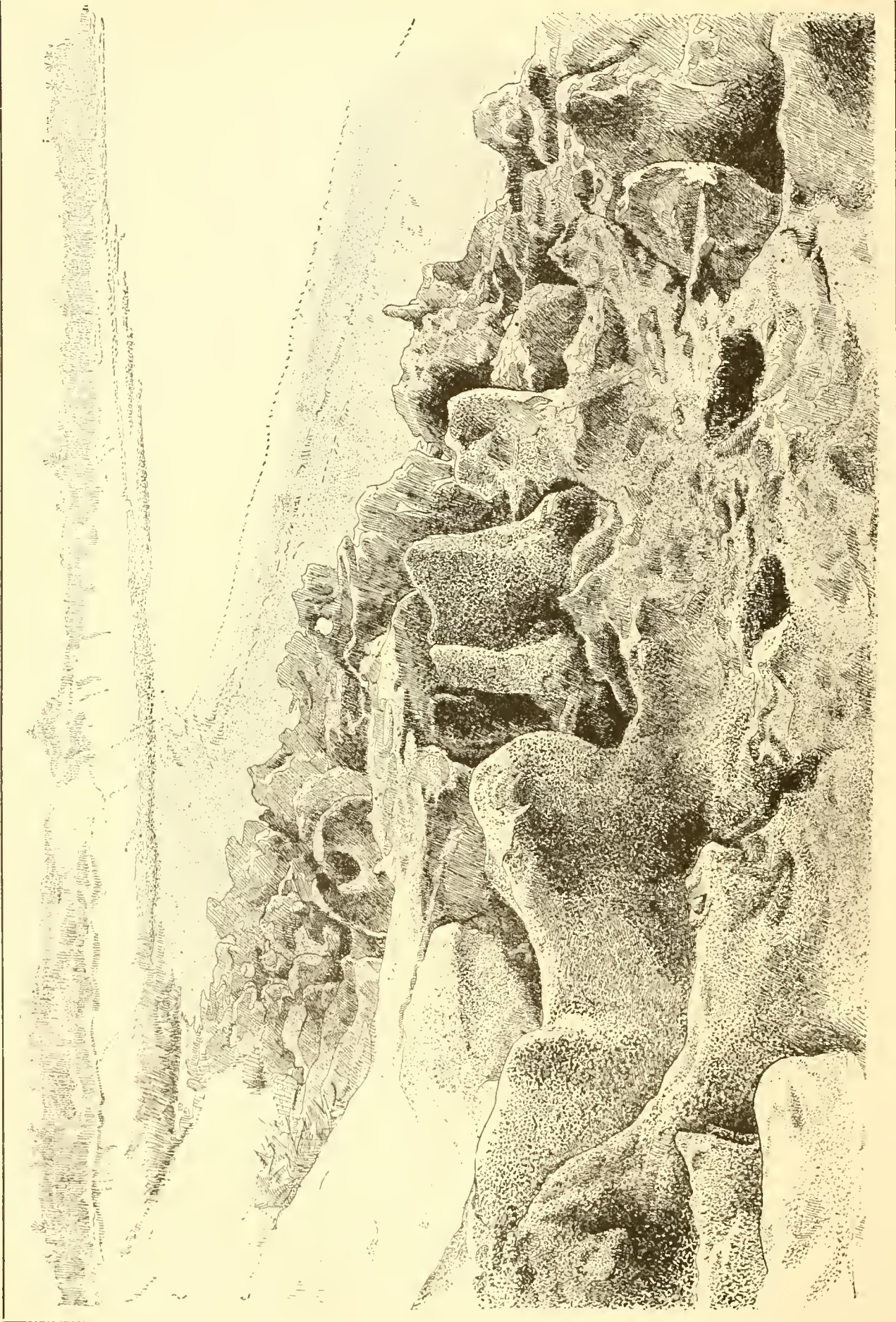
\* *V. Revista de Engenharia* for May, 1882.

† *V. Revista de Engenharia*, Vol. V. (1883), p. 251.

‡ *V. Esaijo Estatístico de Pompeu de Souza* Brazil, p. 105 (in part).

§ *V. Challenger Reports; Narrative*, Vol. I, Part I, pp. 215-217.





A Beach of Tertiary Sandstone, Rio Formozo, Province of Pernambuco.

The greater portion of this red mud is derived directly from the cliffs along the shores where the ocean is a more direct agent of erosion, transportation and distribution of this material than the streams themselves. I make this statement advisedly. The streams of the region do not now, as a rule, have sufficient current to be such powerful agents of transportation as they formerly were. In the lower portions of their courses they have generally cut down to or near their base levels, and are therefore comparatively powerless. During the season of rains the finer sediments are washed from high grounds into all the streams, but the Rio São Francisco is the only stream flowing into the ocean in Brazil south of the Amazon, which brings down any considerable quantity of sediment. Such streams as the Sergipe seldom carry muddy waters into the ocean, the material brought in suspension from the higher country being precipitated near the head of tide water, which is usually miles inland.

It happens that nearly all these tertiary beds have already been worn away from the immediate neighborhood of the ocean in the Sergipe-Alagôas basin. They are well exposed, however, along the coast between Maria Farinha and Parahyba in cliffs, some of which are more than four hundred feet in height.

In a few places tertiary beds are exposed along the ocean's beach, having no considerable thickness of their own formation overlying them. In such places they offer more than the usual resistance to the encroachment of the sea, and though the beds are by no means hard, they are worn into fantastic forms by the surf. An example of this kind is shown in the plate illustrating the erosion of a tertiary beach near Rio Formozo in the province of Pernambuco (*v.* Plate IV).

*Horizontality of the Beds.*—These beds are, everywhere I have seen them, so nearly horizontal that no dip is apparent. Exposures have been seen where the beds appeared, at first sight, to have dips as high as twenty degrees, but upon closer inspection they have turned out to be delusive. In other places the writer has seen steep dips caused by the caving and tumbling down from banks of fragments so large that they might easily deceive the observer into believing them true dips. Pissis gives three examples of dips in the tertiary, one of which is as high as  $15^{\circ}$ .<sup>\*</sup> The cases cited are possibly delusive ones, such as are referred to above.

*Metamorphism in the Tertiary.*—The fact that there are compact, glassy quartzites among these tertiary beds might, if taken alone, lead one to surmise that this formation had undergone dynamic disturbances. Such, however, is not the case. These quartzites seldom or never occur forming beds continuous over considerable distances, but are derived from soft beds of sandstone which become indurated here

\* *Mémoire sur la position géologique, etc.*, p. 167.

and there upon exposure, forming quartzite blocks. As the surrounding portions of the beds weather away, these blocks are usually left lying loose on the surface where they exfoliate somewhat under the same influences that hardened them. That this metamorphism is produced by weathering scarcely admits of doubt. The beds which are metamorphosed are high up in the tertiary series, the underlying beds being made up of soft horizontally stratified beds of clays and sands. It is quite evident that these rocks have not been subjected to any unusual lateral pressure, such as that which so often produces metamorphism. The pressure from above is and always has been less than that upon the underlying soft beds of sand, so that its metamorphism cannot be attributed to pressure from above. The strongest evidence that this metamorphism is a process of weathering is found in the condition of some of the partially metamorphosed masses of sandstone. The writer has seen at three separate exposures large masses of this glassy quartzite protruding from banks of soft sandstone, which, upon being broken off two or three feet beneath the face of the exposure, showed the uncovered end of the block to be nothing more than sand in process of hardening, the mass becoming harder and harder toward the exposed surface. When these blocks are entirely separated from their surroundings and lie fully exposed to sunshine and rain, they become as hard as glass and have a similar conchoidal fracture. Heated as they usually are by the direct rays of the sun during the day and cooled by radiation at night or by cool rains, their angles exfoliate until they are almost perfectly round. Prof. Hartt at one time thought that these boulders were brought to this region by glacial action. Although these quartzites are tertiary, there are occasional quartzitic beds in the cretaceous also, yet there is but little danger of confounding them; those of the tertiary being barren of fossils, while those from the cretaceous usually contain a few fossils. The hard cretaceous sandstones in the Riacho de Aroeira approximate in general appearance to the tertiary quartzites. It would not be safe, however, to assign all the non-fossiliferous quartzites of this region to the tertiary, for some of the cretaceous sandstones have been sufficiently porous to allow percolating waters to dissolve out the fossils, and subsequently they have been changed to quartzites. I find in my notes the opinion expressed that a certain bed of quartzite more or less buried beneath black cretaceous limestone soils, is cretaceous, and uncovered by the decay of overlying beds of limestone.

Tertiary quartzites were observed in the Sergipe basin at the following localities:

1. Sitio da Ribeira, on the Rio Sergipe as one ascends the stream from Aracajú towards Pintos, on the north-west side, opposite Andorinhas quarries. These blocks have evidently been derived from beds at a higher elevation and have been left here by denudation.



2. On the hill-tops west of Maroim, and beyond (from the town) the church Maroim de Cima.

3. Fazenda de Sto. Antonio, three-quarters of a mile west of the church. These quartzites are also on the hill-tops.

4. East of Sto. Antonio, and visible from the church of Maroim de Cima is a hill covered with quartzite.

5. Immediately north-west of Maroim on the hill-top, exfoliating in blocks. Along the Estrada Real also north-west of Maroim, a bed one to two feet thick is exposed. The Santa Cruz church north-west of Maroim is on a hill of ferruginous conglomerate, bare of vegetation.

#### SURFACE GEOLOGY.

*Post-tertiary.*—On the hills west of the Cotinguiba at a sitio near Maroim known as Sitio de Belemges, and again along the hills about the Santa Cruz church north-west of Maroim, are types of a formation overlying the tertiary. This formation is spread over the hills and valleys of the Sergipe-Alagôas basin and over the adjacent country in the form of a thin coating of cobblestones, pebbles and sand, sometimes loose and sometimes cemented into a pudding-stone as much as ten feet in thickness, and, when exposed, stained black by manganese. It caps the summits of the tertiary plateaux or their outliers, and it is frequently strewn along down the sides of hills and accumulated in the valleys. It is not confined to the geographic limits of the cretaceous or tertiary, but is found further inland and far beyond the present limits of these formations. It is everywhere more or less irregular in thickness, and nowhere can it be said to be universal or continuous. The writer has seen this material throughout Sergipe and Alagôas, in Parahyba, and as far inland as the headwaters of the Rio Ipanéma in the interior of the province of Pernambuco, where there is no remnant of stratified tertiary beds. Between the lower Rio São Francisco and the frontier of the province of Alagôas, and indeed in many parts of the province of Pernambuco, this water-worn material is found mingled in bogs with the remains of extinct, gigantic mammals.

One of the marked characteristics of this post-tertiary formation is that it is much coarser inland, and grows finer as the coast is approached. The explanation of this water-worn material seems to be that the tertiary period was closed by a depression along the present coast, which carried the beach line far inland, or that it was already there. Then followed a gradual emergence, during which the whole area now covered by this widely distributed water-worn material was passed gradu-

ally through the condition of a beach upon which the then loose, angular, surface rocks of the country were rounded and worn into the boulders, cobbles and pebbles which we now find scattered over this region. While the surf was beating upon and wearing the hard crystalline and metamorphic rocks of the interior it was unable to produce any very marked effect upon the topography of the country, but when, in the course of the land's emergence, the soft, sandy and clayey beds of the tertiary were brought within its reach, the work of land sculpture it was able to do was enormously increased. During the emergence of these tertiary beds they were deeply eroded, and the mud which originally made part of them was washed seaward, and their coarser materials were concentrated upon the slowly receding beach. In some places these accumulations assume unusual proportions, as if they had been brought together by the gradual beating of waves along a beach, or had been reconcentrated by later streams. An example of this kind, outside the Sergipe-Alagôas basin, occurs at the Camassarí diamond washings in the province of Bahia (*v.* Plate V). It would seem that during this period some of the wider valleys excavated in the tertiary were formed. The concentration of coarse material left spread over the surface of the remaining portions of the tertiary, and indeed over the whole country rising from the bottom of the ocean, the thin covering of cobblestones, and pebbles such as we now have. Later, by the oxidation of the iron in these beds they have been changed here and there to a ferruginous conglomerate.

The post-tertiary deposit is very widespread in Brazil, and has been referred by both Agassiz and Hartt to glacial action.



Diamond Washings of Gamassarf : Province of Bahin.



## PART IV.

## BIBLIOGRAPHY.

*Bibliography of the Geology of Sergipe-Alagôas Basin.*

ANONYMOUS ARTICLES: A Comissão Geologica do Brazil, published in "O Vulgarisador" newspaper of Rio de Janeiro, Brazil, November 3, 1877.

The same article was reprinted in "O Novo Mundo," an illustrated periodical published in New York, Vol. VIII, January, 1878, pp. 18-19.

The article gives a brief sketch of the region explored and the collections made by the Imperial Survey.

COMSTOCK, T. B.—American Journal of Science, XI, June, 1877, pp. 466-473, contains an abridged report by Prof. Charles F. Hartt upon the work of the Comissão Geologica do Brazil, translated by T. B. Comstock from the report printed in Portuguese. See Hartt, Relatório Preliminar de Trabalhos da Comissão Geologica na Província de Pernambuco.

DERBY, ORVILLE A.—O Brazil Geographico e Historico; A Terra e o Homem, por J. E. Wappaeus, Rio de Janeiro, 1881.

This book upon the physical geography, natural history, etc., of Brazil, is the work of several collaborators, the geology (Chap. V, p. 44 *et seq.*) having been written by Mr. Derby. He mentions the provinces in which cretaceous and tertiary formations are found, and gives a small map showing their general distribution, and remarks that the relation between the cretaceous along the coast and that at higher elevations is not known.

DERBY, O. A.—Contributions to the Paleontology of Brazil, by Charles A. White.

The descriptive part of this important work, pp. 7-14, is by Mr. Derby, and is the most important paper yet published upon the stratigraphy of the mesozoic and tertiary geology of Brazil. The leading facts known to him regarding all the Brazilian cretaceous localities, except those of São Francisco do Sul, are given. The theory advanced by Mr. Derby, however, to the effect that the Ceará beds "appear to be a distinct series" because they rise to a greater elevation than other known localities, is criticised on pages 408-410 of the present paper.

DERBY, O. A.—Contribuições para o Estudo da Geologia do Valle do Rio São Francisco, pelo Dr. O. A. Derby, published in the Archivos do Museu Nacional, Vol. IV, 1879, p. 87 *et seq.*

In connection with the geology of the lower São Francisco, Mr. Derby takes occasion to sketch and discuss the cretaceous and tertiary geology of the entire

Brazilian coast. He announces the important discovery of secondary beds at Atalho and Caissara on the São Francisco, above the falls of Paulo Afonso, and expresses the opinion that they extend to the south along that side of the valley.

These beds are said to resemble those of Bahia, but doubt is expressed regarding their being the same, because the author finds it "difficult to admit the contemporaneous deposition of beds at such different elevations."

GARDNER, GEORGE.—Travels in the Interior of Brazil, principally through the Northern Provinces and the Gold and Diamond Districts during the years 1836-1841, by George Gardner, F.L.S., London, 1846, 113-147. There are but few important notes on the geology of Sergipe-Alagoas. On p. 119, he says the rocks at Penedo dip west, which should read east. On p. 198 *et seq.*, he describes the chalk formation of Ceará. This is substantially a repetition, with less detail, of the article from the Proceedings of the Glasgow Philosophical Society, of April, 1843, referred to below.

HARTT, CH. FRED.—Geology and Physical Geography of Brazil, by Ch. Fred. Hartt, Boston, 1870.

This book contains all sorts of valuable scientific information regarding all parts of Brazil. The observations of the writer, who visited Minas Geraes and the provinces along the coast north of Rio, are supplemented by a study of almost all the best authorities regarding the geography, geology and natural history of the Empire, so that the work represents, better than any other, the state of knowledge of Brazilian geology at the time of its publication. Following Agassiz, he refers the surface geology to the glacial drift, gives excellent descriptions of the tertiary at many localities, refers the sedimentary beds of the Abrolhos, and the fresh-water deposits of the Bahia basin to the cretaceous. He touched at Aracajú, Maroim and Penedo, and from Maroim took away a small collection of fossils, which lead him to refer the rocks of the region to the cretaceous. On pages 555 *et seq.* he gives a resumé of the mesozoic geology of Brazil. The name "Sergipian group" is proposed for the limestones of Maroim, and the "Cotinguiban group" for the cream-colored limestones of Sapneary. The work is illustrated with many carefully executed wood-cuts, among which are numerous valuable geological sections.

HENDERSON, JAMES.—A History of Brazil, by James Henderson, London, 1821.

He mentions the occurrence of flints and limestones in the province of Sergipe.

HYATT, ALPHEUS.—Report on the Cretaceous Fossils from Maroim, Province of Sergipe, Brazil, by Alpheus Hyatt. In Hartt's Geology and Physical Geography of Brazil, p. 385 *et seq.*

Five species of fossils, mostly cephalopods, are described from a collection made at Maroim by Prof. Hartt.

HYATT, PROF. ALPHEUS.—The Jurassic and Cretaceous Ammonites collected in South America by Prof. James Orton, with an Appendix upon the Cretaceous Ammonites of Prof. Hartt's collection, by Alpheus Hyatt. Proceedings of the Boston Society of Natural History, Vol. XVII (May, 1875), pp. 365-372, Boston, 1875.

This paper has a brief note upon *Buchiceras harttii* Hyatt, described by him in Hartt's Geology of Brazil, p. 386, as *Ceratites harttii*.

MOUCHEZ, CAPT. ERNEST.—Les Côtes du Brésil, Descriptions et Instructions Nautiques, par M. Ernest Mouchez, Capitain de Vaisseau. Première Section. Du Cap San Roque a Bahia, Paris, 1874.

Although this work has nothing directly upon geology, it contains many facts of great value in studying the geology of the northeastern coast, and especially the tertiary of Brazil, which is so intimately connected with the present aspect of the coast in many places. On p. 16 are observations upon the continental shelf; on pp. 20-21, the currents of the coast and tides and reefs are discussed, while the elevations of a great many points along the coast are given. On p. 145, he says that gold and diamonds are found in Itabaiana, and speaks of a great quantity of "tourbe combustible" and the probability of coal being found, and adds that "Cette province est également célèbre par les richesses fossiles qu'on y rencontre, principalement sur les bords du São Francisco."

WHITE, CHARLES A.—Contribuições à Paleontologia do Brazil (com o original em inglez), por Charles A. White, M.D. Arquivos do Museu Nacional, Vol. VII, Rio de Janeiro, 1887.

An extract from the Arquivos was made of this paper and issued with an announcement and "errata," by Dr. White, from Washington, D.C., dated January 2, 1888, under the title, "Contributions to the Paleontology of Brazil; Comprising Descriptions of Cretaceous Invertebrate Fossils, Mainly from the Provinces of Sergipe, Pernambuco, Pará and Bahia."

This work is by far the most important one ever published upon the paleontology of Brazil. The bibliography of the invertebrate mesozoic paleontology of South America is given, followed by a brief but comprehensive sketch of the mesozoic geology of Brazil, by Mr. Derby.

315 species of mesozoic fossils are described, 170 of which are new. These include the lamellibranchs, gasteropods, cephalopods and echinoderms, collected by the Imperial Geological Survey in the provinces of Sergipe, Bahia, Pernambuco and Pará. All are accompanied by excellent plates of 445 figures, drawn by McConnell and lithographed by Sinclair, of Philadelphia. In a discussion of the geologic age of the Sergipe beds, Dr. White concludes that, in spite of the jurassic facies of several of the fossil forms, the burden of testimony favors the reference of these beds to the cretaceans.

*Bibliography of the Cretaceous and Tertiary Geology of Brazil bearing upon that of the Sergipe-Alagôas Basin.*

The mesozoic and tertiary geology of Brazil is so intimately connected with that of the other portions of South America that the bibliography of one portion must of necessity include much of that of the other. For this reason some titles are given

here which do not relate directly to the mesozoic or tertiary geology of Brazil. There are besides many valuable works upon the geology of the River Plate basin, the west coast and north-eastern South America, by such writers as Darwin, D'Orbigny, Burmeister, Castelnau, Humboldt and Spix and Martius, to which one naturally turns for trustworthy information in studying the geology of the continent. With the exception of the publications of Spix and Martius, which the writer has been unable to consult carefully, the most pertinent of these works are referred to, the others are omitted. The titles given under the preceding head must, of course, be added to this list.

AGASSIZ, LOUIS.—Edinburgh New Philosophical Journal for January, 1841. Description of the Fossil Fishes Collected by George Gardner in the Province of Ceará, by Louis Agassiz.

Prof. Agassiz referred the beds from which they were taken to the cretaceous.

AGASSIZ, LOUIS.—The Atlantic Monthly (Boston, Mass.) for July and August, 1866. Physical History of the Valley of the Amazon, by Louis Agassiz.

In this article the author expresses the opinion that Ceará and the region north of that province belong geologically to the Amazon Valley region, describes briefly its tertiary deposits, and refers them "to the ice period in its earlier or later phases."

To explain its aqueous origin, he postulates a gigantic terminal moraine closing the valley at its eastern end, behind which these beds are supposed to have been deposited in cold fresh water.

AGASSIZ, PROF. LOUIS.—Geological Sketches, by Louis Agassiz. Boston, 1886, Vol. II, p. 153 *et seq.*

The chapter on the "Physical History of the Valley of the Amazons" is the same as that published under this title in the *Atlantic Monthly* for July and August, 1866.

AGASSIZ, LOUIS AND MAJOR JOÃO MARTINS DA SILVA COUTINHO.—Sur la Géologie de l'Amazonie, par MM. Agassiz et Coutinho, Paris, E. Biot, 1867, 8. Extrait du Bulletin de la Société Géographique de France.

Substantially the same views are here given as are published in the *Atlantic Monthly* article referred to above.

AGASSIZ, PROF., AND MRS. LOUIS.—A Journey in Brazil, by Prof. and Mrs. Louis Agassiz, Boston, 1868.

On pp. 146-7, are remarks by Prof. Agassiz upon the so-called glacial drift at Bahia, Pernambuco, Maceio, Parahyba and Pará. He refers to the fossils found at Parahyba do Norte, and he discusses the so-called drift phenomena of the Amazon Valley region. The clays and sands referred to here as glacial drift are tertiary, and the water-worn material found at the places referred to is the "wash," or concentrated coarse material left scattered over the region, as the land rose from beneath the ocean at the close of the tertiary.



AGASSIZ, PROF. LOUIS.—Comptes Rendus de l'Académie Française, Vol. XVIII, p. 1007.

Letter from Louis Agassiz to Élie de Beaumont describing the fossil fishes from Ceará. Seven species are mentioned by him, and he affirms his belief in the cretaceous age of the Ceará rocks.

ALLEN, J. A.—Notes on the Geological Character of the Country between Chique-Chique, on the Rio de São Francisco and Bahia, Brazil, by J. A. Allen. In Hartt's *Geology and Physical Geography of Brazil*, pp. 309-318.

A brief but very important contribution to the geology of Eastern Brazil. The author does not attempt to give the horizons of the geological formations found upon his trip, but his descriptions enable one acquainted with the geology of the country to assign them to their various equivalents along the coast.

ALLPORT, S.—On the Discovery of Some Fossil Remains near Bahia in South America. *Quar. Jour. Geol. Soc., London*, Vol. XVI, Pt. III, pp. 263-268.

The article is illustrated, and, besides a brief description of the eastern portion of the Bahia basin about Montserrat and Plataforma, is accompanied by notes on the fossils by John Morris and Prof. T. Rupert Jones. The vertebrate remains described by Mr. Allport are figured in four plates.

ANONYMOUS.—*Annual of Scientific Discovery for 1866-7*, pp. 270-3.

Agassiz's Lowell Institute lectures are quoted as to the glacial origin of the tertiary of the Amazon.

ANONYMOUS.—*Annual of Scientific Discovery for 1871*, pp. 246-7.

These notes appear to have been taken from Prof. Hartt's writings. It is stated that the cretaceous beds probably underlie the tertiary of the whole Amazon Valley.

BATES, HENRY WALTER.—*The Naturalist on the Amazons*, by Henry Walter Bates. 4th ed., London, 1875.

A few notes are given in this work concerning the table-topped hills of Almeirim and the serras north of that point, and upon the parti-colored cliffs about Obidos.

BROWN, C. BARRINGTON.—Tertiary Deposit of the Solimões and Javary Rivers in Brazil, by C. Barrington Brown, with an Appendix by R. Etheridge. *Quarterly Journal of the Geological Society*, February, 1879.

Reference is made to the old loess-like river deposits, and several sections of the tertiary are given. Noting that the tertiary had already been traced from Loreto, Peru, to Tabatinga, the author says that he has not seen this terrane further east than São Paulo, 150 miles below Tabatinga and 1350 miles from the mouth of the Amazon. It is suggested that the tertiary beds have been disturbed. They are said to occupy here an area of 300 miles in length by 50 in breadth, and contain both fresh and brackish water shells.

BROWN, C. BARRINGTON.—On the Ancient River-deposit of the Amazony, by C. Barrington Brown. *Quart. Jour. Geol. Soc.*, Vol. XXXV, 1879, p. 763 *et seq.*, with illustrations.

This paper treats principally of quaternary and recent deposits, but some references are made to the tertiary, while the sections given indicate its relations to the later formations.

BURMEISTER, H.—Description Physique de la Republique Argentine d'Après des Observations personnelles et étrangères, par le Dr. H. Burmeister, Paris, 1876, 3 vols.

The third volume is dated Buenos Ayres, 1879. This work is a translation from the German. The second volume is upon the geology of the Republic, and the third upon the living and extinct vertebrates. It contains no references to the mesozoic geology of Brazil, but it is useful in connection with its study.

CALDLEUGH, ALEXANDER.—Travels in South America, during the years 1819-21, etc., by Alexander Caldeugh, 2 vols., London, 1825.

In Vol. I, p. 48, he refers to the discovery of vertebrate remains, apparently quaternary, near Rio das Contas in the province of Bahia.

CAPANEMA, GUILHERME S. DE.—Trabalhos da Comissão Scientifica de Exploração, Part I, Rio de Janeiro, 1862. Secção Geologica, pp. 120-143, by Guilherme S. de Capanema.

This commission was made up exclusively of Brazilians, and extensive explorations were undertaken. Dr. Capanema was chief of the geologic section. He visited Nazareth and the island of Itaparica in Bahia, Parahyba and Ceará. He speaks of the cretaceous rocks at Parahyba, hitherto unknown, and says that the cliffs at Crato, said by Gardner to be chalk, are silicate of alumina.

CHANDLESS, W.—Notes on the River Aquiry, the Principal Affluent of the River Putús, by W. Chandless. *Jour. Roy. Geog. Soc.*, Vol. XXXVI, 1866, p. 119 *et seq.*

The geology of the region treated of is only incidentally referred to in this article. The localities are mentioned from which were taken silicified woods, the remains of Mosasaurus, and of extinct turtles.

COMSTOCK, T. B.—*American Journal of Science*, 1876, pp. 464-6. Note by T. B. Comstock upon the Work of the Comissão Geologica do Brazil.

This note refers principally to the work done by the Brazilian Survey in the Amazon Valley.

COPE, E. D.—A Contribution to the Vertebrate Paleontology of Brazil, by E. D. Cope. *Proceedings of the American Philosophical Society*, Vol. 1, No. 121, January, 1886, pp. 1-21.

Descriptions of mesozoic fossils from Bahia, Sergipe and Pernambuco. In this paper Prof. Cope attempts to correlate the Brazilian mesozoic beds with those of the United States. The occurrence of the teeth of one species of fishes (*Apocopodon*

*sericeus* (Cope) induces him to believe the Maria Farinha beds of Pernambuco one probable equivalents of the Fox Hills of the United States, or to the Maestrichtian cretaceous age. Another species from Sapucary leads him to say (p. 7) that these rocks "probably belong to the cretaceous." One species from the north-eastern part of the province of Bahia leads him to refer those rocks to the pliocene-pampæan.

COUTINHO, JOÃO MARTINS DA SILVA.—L'Embouchure de L'Amazone, par Don João Martins da Silva Coutinho. Bulletin de la Société de Géographie, Paris, Octobre, 1867.

The statement is made that the same geology (the tertiary) prevails from the mouth of the Huallagua in Peru to Marajó and to Piahy.

DARWIN, CHARLES.—Geological Observations on the Volcanic Islands and Parts of South America Visited During the Voyage of H. M. S. "Beagle," by Charles Darwin, M.A., F.R.S., etc., London, second edition, 1876.

Though there is but little in this book which deals directly with the mesozoic and tertiary geology of Brazil, Chapter VIII, upon the elevations of the eastern coast of South America; Chapter XI, on the formation of the Pampas; Chapter XII, upon the older tertiary of Patagonia and Chile, are rich in suggestions which must be kept constantly before the mind in studying the cretaceous and tertiary of Brazil. Appendices to the second part of the volume contain descriptions of secondary and tertiary fossils from South America.

DERBY, O. A.—A Bacia Cretacea do Bahia de Todos os Santos, por Orville A. Derby, M.S. Archivos do Museu Nacional, Vol. III, third and fourth Trimesters, Rio de Janeiro, 1878, pp. 135-158.

In this memoir Mr. Derby brings together all the observations made, up to the time of publication, upon the fresh water cretaceous basin of Bahia, and the accompanying tertiary and crystalline beds. Inasmuch as Mr. Derby has done more work upon this particular region than anyone else, his paper is the most comprehensive yet published. Its value has now been greatly increased by the publication of Dr. White's Invertebrate Paleontology of that basin. The article is in Portuguese, and has never been published in any other language.

DERBY, O. A.—Revista de Engenharia (Rio de Janeiro), Vol. III (1881), Nos. 6, 8, 9, 11, 12. Réconhecimento Geologica do Valle do São Francisco, por Orville A. Derby, M.S.

The article published in the Archivos do Museu Nacional, Vol. IV, 1879, p. 87 *et seq.*, has all the geological facts more fully discussed.

DERBY, O. A.—A Contribution to the Geology of the Lower Amazonas, by Orville A. Derby, M.S. Proceedings of the American Philosophical Society, Vol. XVIII, 1879, pp. 155-178.

The known cretaceous localities of the Amazon region are mentioned and briefly described on pp. 174-5; the tertiary on pp. 176-7. A Portuguese version of this paper is also published in the Archivos do Museu Nacional, Vol. II, 1877, pp. 77-104,

under the title: *Contribuições para a Geologia da Região do Baixo Amazonas, pelo Prof. Orville A. Derby, M.S.*

D'ORBIGNY, ALCIDE.—*Voyage dans les deux Amériques, publié sous la direction de M. Alcide D'Orbigny, Paris, 1859.*

Several references to Brazilian geology as made for pp. 120–185, but as this book was intended for a popular work of travels, it contains nothing of importance upon geology. On p. 185, it is remarked, however, that “le calcaire s’y trouve en boucoup d’endroits.”

D'ORBIGNY, ALCIDE.—*Voyage dans l’Amérique Méridionale, Géologie et Cartes, Paris, 1842.*

The only maps referring to Brazilian cretaceous and tertiary geology are included in Plate X, Figs. 1, 4 and 5. The text in which these general charts are explained relates mainly to the geology of the River Plate basin, Patagonia and the West Coast. Though this publication represents a great deal of valuable geological details, it contains a vast amount of speculation which, as far as Brazil is concerned, is of doubtful value. There is nothing directly upon the Brazilian cretaceous and tertiary, but the latter portion of the work, pp. 209 *et seq.*, “considérations généraux sur la Géologie de l’Amérique Méridionale,” discusses the dynamic movements and building up of the continent. Of the cretaceous terranes, he says (p. 233): “Qu’ils sont tout à fait inconnus aux régions orientales et centrales de l’Amérique Méridionale.” The mesozoic and tertiary geology of Brazil can best be understood by a study of that of the central and western parts of the continent, which he treats at some length, in the *Géologie and Paléontologie* of his voyage. On p. 237, he discusses the existence of the jurassic in South America.

D'ORBIGNY, ALCIDE.—*Comptes Rendus de l’Académie des Sciences, 1842, Vol. XV, p. 771. Considérations générales et coup d’œil d’ensemble sur les grands faits géologiques dans l’Amérique Méridionale a été le théâtre, par Alcide D’Orbigny.*

The conclusions of this brief paper are highly imaginary.

DURAND, L’ABBÉ.—*Considérations générales sur l’Amazone, par l’Abbé Durand. Bul. de la Soc. de Géographie, Paris, Novembre, 1871.*

It is stated that the tertiary seems to be entirely wanting in the Amazon basin; that the bottom of the basin is cretaceous, overlain by from seven to forty metres of clays, above which is a formation of sands, clays and gravels, which are referred to the “trias ou terrain de vieux grès rouge.” A very wide distribution is attributed to this formation.

ETHERIDGE, R.—*Notes on the Mollusca collected by C. Barrington Brown from the Tertiary Deposits of Solimões and Javary Rivers, Brazil, by R. Etheridge. Quart. Jour. Geol. Soc., XXXV, 1879, p. 82.*

An appendix to Mr. Brown’s paper, *q. v.*, consisting of specific descriptions of tertiary fossils.

GARDNER, GEORGE.—Geological Notes made during a Journey from the Coast into the Interior of the Province of Ceará, in the North of Brazil, embracing an Account of a Deposit of Fossil Fishes, by George Gardner, Esq. *Edinburgh New Philosophical Journal*, April, 1841, p. 75 *et seq.*

HARTT, CH. FRED.—The *American Naturalist*, Vol. II, March, 1868, No. 1. A Naturalist in Brazil, by Ch. Fred. Hartt.

Brief description and illustrations of the geology of the Abrolhos. The same is given more fully in the author's larger work upon the Geology and Physical Geography of Brazil.

HARTT, CH. FRED.—On the Growth of the South American Continent, by Ch. Fred. Hartt. *The Cornell Era* (Ithaca, N. Y.), December 12, 1868.

This paper deals with the dynamic movements of the continent, and gives the general order and distribution of the various formations.

HARTT, PROF. CH. F.—Amazonian Drift, by Prof. Ch. F. Hartt. *American Journal of Science*, April, 1871, pp. 294-296.

The writer expresses the opinion that the horizontally bedded sandstones and clays of the Amazon region referred by Agassiz to glacial drift are tertiary.

HARTT, PROF. CHARLES FRED.—On the Tertiary Basin of the Marañon, by Charles Fred Hartt. *American Journal of Science*, Vol. IV, July, 1872, pp. 53-58.

This article deals with the tertiary beds of the Upper Amazon region.

HARTT, CHAS. FRED.—Recent Explorations in the Valley of the Amazonas, by Chas. Fred. Hartt. *Journal of the American Geographical Society*, New York, Vol. III, 1872, pp. 231-252.

The then known extension of the cretaceous in the Amazon Valley is mentioned, and there are a few notes upon the tertiary. The author reiterates his belief in the tertiary age of the Serras of Parú.

HARTT, CHAS. FRED.—Preliminary Report of the Morgan Expedition, 1870-71. Report of a Reconnoissance of the Lower Tapajós, by Chas. Fred. Hartt. *Bulletin of the Cornell University (Science)*, Vol. I, No. 1, Ithaca, N. Y., 1874, pp. 1-37.

This paper sketches the work done by the Morgan Expedition, and contains a few unimportant references to the tertiary beds in the Lower Amazon region.

HARTT, CH. FRED.—Contributions to the Geology and Physical Geography of the Lower Amazonas, by Chas. Fred. Hartt. *Bulletin of the Buffalo Society of Natural Science*, January, 1875, pp. 201-235.

Contains good descriptions and sketches of the tertiary geology of the Lower Amazonas.

HARTT, CHARLES FRED.—Relatório Preliminar dos Trabalhos da Comissão Geologica na Provincia de Pernambuco, por Ch. Fred. Hartt, Chefe da mesma Comissão, Rio de Janeiro, 1875.

This paper contains a few brief notes upon the cretaceous geology of the province of Pernambuco.

HUMBOLDT, ALEXANDER VON.—Personal Narrative of Travels to the Equinoctial Regions of the New Continent during the years 1799–1804, by Alexander Von Humboldt and Aimé Bonpland (English translation from the original French), third edition, London, 1822.

Humboldt and Bonpland did not enter Brazil, and their observations upon the geology of adjacent territory are referred to as valuable supplementary material in the study of the geology of Brazil.

JONES, T. RUPERT.—Note on the Fossils Entomostraca from Monserrate (Bahia), by T. Rupert Jones. Proc. Geol. Soc., Vol. XVI, p. 266.

Descriptions of five species of Cypridæ are given, and Prof. Jones says that they appear to be allied to the recent and tertiary species. This note is a part of an article by S. Allport, on the cretaceous fossils of Bahia. See under Allport.

LIAIS, EMMANUEL.—Climats, Géologie, Faune et Géographie Botanique du Brésil, par Emmanuel Liais. Paris, 1872.

The author of this book traveled extensively in Brazil, and his remarks upon the geology of that country represent much personal observation. For many of his statements, however, he gives no authority. Here and there discussions of the geology of the entire South American continent and correlations of terranes of widely separated regions are attempted. Chapter V is devoted to the discussion of secondary geology, and Chapter VI to that of the tertiary and quaternary. On p. 186, he says that fossils collected by M. Meyen from a locality on the west coast of South America and studied by Von Buch contained both cretaceous and jurassic species. Much doubt as to the value of the book is caused by a considerable number of serious errors. What appear to be facts of great value are so interwoven with figments of the imagination that, to those best acquainted with the geology of Brazil, it does not merit the confidence one would like to give it.

MARSH, PROF. O. C.—Notice of Some New Reptilian Remains from the Cretaceous of Brazil, by Prof. O. C. Marsh. American Journal of Science, May, 1869, pp. 390–392.

These fossils are from the Bahia basin, and include *Crocodylus*, *Thoracosaurus*, *Megalosaurus*. *Lepidodus* scales are reported.

MORRIS, JOHN.—Note on the Molluscan Remain from Monserrate (Bahia). Quart. Jour. Geol. Soc., London, Vol. XVI, p. 266.

This note, containing the description of one species of *Melania*, is part of an article by Allport. See under Allport.

PEREIRA, FELIPPE FRANCISCO.—Roteiro da Costa do Norte do Brazil desde Maccio ate Pará, por Felipe Francisco Pereira, Pernambuco, 1878.

This work contains geographical notes of value in this connection. The hills described and figured along the immediate coast between Maccio and Pará are nearly all tertiary, except that of Cape Santo Agostinho, which is of igneous origin.

PISSIS, M. A.—Mémoire sur la position Géologique des Terrains de la Partie Australe du Brésil, et sur les Soulèvements qui, à Diverses Époques, ont Changé le Relief de cette Contrée, par M. A. Pissis (présenté à l'Académie des Sciences le 27 Juin, 1842).

This paper relates mostly to the geology of the crystalline rocks of Rio de Janeiro, São Paulo and Minas Geraes. On pp. 397-8, he speaks of the tertiary along the coast between Rio and Bahia, and on pp. 398-9, on the Bahia basin.

In the plates accompanying this memoir, he gives a section at Monserrate, Bahia, while his geological map represents the Bahia fresh water cretaceous basin as tertiary, with a fresh water division covered by marine beds. On this point, see Mr. Rathbun's paper upon the geology of Ithaparica. On p. 403 *et seq.*, he discusses the "grands mouvements du sol" and gives a list of dips. Of the tertiary, he says that the marine tertiary of the coast is represented by lacustrine beds in the interior.

POMPEO DE SOUZA BRAZIL, THOMAZ.—Ensaio Estatística da Província do Ceará, por Thomaz Pompeo de Souza Brazil, 1863.

This work mentions, besides a list of minerals found in the province, the occurrence of cretaceous and quaternary fossils at a number of places (pp. 144-160).

PORTO SEGURO, VISCONDE DE.—Historia Genal do Brazil antes de sua Separação e Independência de Portugal, pelo Visconde Porto Seguro, Rio de Janeiro, without date. Two vols.

In Vol. I, p. 353, it is stated that the location of the city of Parahyba was fixed by the existence there of a calcareous sandstone, which is in places a true limestone and in others marble.

RATHBUN, RICHARD.—Sketch of the Life and Scientific Work of Prof. Charles Fred. Hartt, by Richard Rathbun, Proceedings of the Boston Society of Natural History, Vol. XIX, pp. 238-364, 1878.

A list is given of the localities at which cretaceous, tertiary and post-tertiary rocks occur. A brief sketch is given of the work accomplished by the Comissão Geologica do Brazil, under Prof. Hartt, and of the geological structure of the various regions explored.

RATHBUN, RICHARD.—Observações sobre a Geologia da Ilha de Itaparica na Bahia de Todos os Santos, por Mr. Richard Rathbun. Arquivos do Museu Nacional.

This paper deals with the geology of the island mentioned, but comparisons are made with the geology of the mainland. Most of the paper is occupied with a description of the reefs.

RATHBUN, RICHARD.—Preliminary Report on the Cretaceous Lamellibranchs Collected in the Vicinity of Pernambuco, Brazil, by Richard Rathbun. Proceedings of the Boston Society of Natural History, XVII, 1874, pp. 241-256.

This paper describes twelve new species of Lamellibranchs of the collection made in 1870 by the Morgan expedition, under Prof. Hartt. The prefatory portion of the

paper contains brief notes upon the stratigraphic geology, which are credited to the notes of Mr. Derby.

READE, T. MELLARD.—Denudation of the two Americas, by T. Mellard Reade, C.E., F.G.S. *American Journal of Science*, Vol. XXIX, No. 172, April, 1885, pp. 290–300. Substance of Presidential Address to the Liverpool Geological Society, Session 1884–5.

A part of this paper is devoted to the rate of denudation of the Amazon basin, and references are made to the nature and distribution of the rocks.

SAMPAIO, THEODORO FERNANDES.—*Revista de Engenharia*, Vol. VI (1884), pp. 52–54. Informações a respeito dos caracteres geologicos do territorio comprehendido entre a cidade de Alagoinhas e a do Joazeiro, por Theodoro Fernandes Sampaio.

Short but valuable notes upon the geology of the region along the railway line from Alagoinhas to the Rio São Francisco. The second chapter treats of the tertiary region, which is said to extend from Alagoinhas to Agua Fria, a distance of fifty-six kilometres.

SMITH, HERBERT II.—Do Rio de Janeiro a Cuyaba. Notas de um Naturalista, por Herbert II. Smith, Rio de Janeiro, 1887.

Reference is made, pp. 10–11, to the evidences of the elevation of the eastern coast of Brazil (Rio) during the quaternary.

WILLIAMSON, E.—On the Geology of the Parahyba and Pernambuco Gold Regions, by E. Williamson. *Transaction of the Manchester Geological Society*, Part VII, Vol. VI.

This paper is devoted to the occurrence of gold and to the geology of the crystalline and metamorphic rocks of the region. A valuable note is given on the limestones and the tertiary beds which cover them.

WOODWARD, HENRY.—The Tertiary Shells of the Amazon Valley, by Henry Woodward. From the *Annals and Magazine of Natural History*, for January and February, 1871.

—Challenger Reports. *Narrative*, Vol. I, Part I, p. 215–217.

The soundings and dredging along the Brazilian coast indicate that the ocean's bottom is here remarkable for the absence of animal remains and glauconite, and that it is covered by fine red mud (pp. 215–217).



## ARTICLE VIII.

### DESCRIPTIONS OF NEW SPECIES OF FOSSILS

FROM THE

CLINTON, LOWER HELDERBERG, CHEMUNG, AND WAVERLY GROUPS, FOUND IN THE COLLECTIONS OF THE GEOLOGICAL SURVEY OF PENNSYLVANIA.

BY GEORGE B. SIMPSON.

Read before the American Philosophical Society, December 21, 1888.

---

In determining the species in the collections of Messrs. Hall, Sherwood, Fellows, and others, I found a number of species which I could not reconcile with any known to me, or with any published in the books to which I had access.

Prof. James Hall, of Albany, N. Y., was kind enough to review these specimens with me, and decided that many of them were new. Of these new species nineteen are described in this paper. The eleven other species I had no opportunity to submit to him, but I have no doubt that they also are species that have not hitherto been described.

GEORGE B. SIMPSON.

## INDEX.

Name.	Figure.	Page.	Name.	Figure.	Page.
<i>Orthis pennsylvanica</i> .....	1	437	<i>Modiolopsis subrhomboidea</i> .....	17	450
<i>Orthis subcircula</i> .....	2	437	<i>Goniophora curvata</i> .....	18	450
<i>Chonetes punctata</i> .....	3	438	<i>Nucula sinuosa</i> .....	19	451
<i>Cyrtina triplicata</i> .....	4	439	<i>Nucula subtrigona</i> .....	20	452
<i>Syringothyris angulata</i> .....	5	440	<i>Tellinomya (Palæoneilo) cuneata</i> .....	21	453
<i>Syringothyris randalli</i> .....	6	441	<i>Tellinomya (Palæoneilo) diminuens</i> ....	23	453
<i>Meristella incerta</i> .....	7	442	<i>Platyceras breve</i> .....	23	454
<i>Rhyn. (Stenochisma) levis</i> .....	8	443	<i>Platyceras dorsale</i> .....	24	454
<i>Rhynchonella medialis</i> .....	9	444	<i>Platyceras inæquale</i> .....	25	456
<i>Rhynchonella striata</i> .....	10	444	<i>Platyceras mitelliforme</i> .....	26	456
<i>Aviculopecten æqualata</i> .....	11	445	<i>Platyceras striatum</i> .....	27	457
<i>Lyriopecten alternatus</i> .....	12	446	<i>Platyceras varians</i> .....	28	458
<i>Leptodesma leiopteroides</i> .....	13	447	<i>Acervularia communis</i> .....	29	459
<i>Leptodesma parallelum</i> .....	14	448	<i>Cladopora rectilineata</i> .....	30	459
<i>Ptychopteria obsoleta</i> .....	15	448	<i>Homalonotus trentonensis</i> .....	31	460
<i>Modiomorpha rigidula</i> .....	16	449			

## ALPHABETICAL LIST.

	Page.		Page.
<i>Acervularia communis</i> .....	459	<i>Orthis subcircula</i> .....	437
<i>Aviculopecten æqualata</i> .....	445	<i>Platyceras breve</i> .....	454
<i>Chonetes punctata</i> .....	438	<i>Platyceras dorsale</i> .....	454
<i>Cladopora rectilineata</i> .....	459	<i>Platyceras inæquale</i> .....	456
<i>Cyrtina triplicata</i> .....	439	<i>Platyceras mitelliforme</i> .....	456
<i>Goniophora curvata</i> .....	450	<i>Platyceras striatum</i> .....	457
<i>Homalonotus trentonensis</i> .....	460	<i>Platyceras varians</i> .....	458
<i>Leptodesma leiopteroides</i> .....	447	<i>Ptychopteria obsoleta</i> .....	448
<i>Leptodesma parallelum</i> .....	448	<i>Rhyn. (Stenochisma) levis</i> .....	443
<i>Lyriopecten alternatus</i> .....	446	<i>Rhynchonella medialis</i> .....	444
<i>Meristella incerta</i> .....	442	<i>Rhynchonella striata</i> .....	444
<i>Modiolopsis subrhomboidea</i> .....	450	<i>Syringothyris angulata</i> .....	440
<i>Modiomorpha rigidula</i> .....	449	<i>Syringothyris randalli</i> .....	441
<i>Nucula sinuosa</i> .....	451	<i>Tellinomya (Palæoneilo) cuneata</i> .....	453
<i>Nucula subtrigona</i> .....	452	<i>Tellinomya (Palæoneilo) diminuens</i> .....	453
<i>Orthis pennsylvanica</i> .....	437		

## ORTHIS PENNSYLVANICA Simpson, n. sp., Fig. 1.

Shell essentially circular, in nearly all the specimens observed, the height and width being equal; hinge line short, length equal to half the width of the shell; cardinal extremities rounded; lateral and basal margins regularly rounded, except in the middle basal margin of the ventral valve, where there is a slight constriction.

Dorsal valve somewhat gibbous, greatest convexity a little above the middle; rapidly curving to the cardinal and lateral margins; a little more gradually to the basal margins. Along the middle of the valve is a flattened or slightly depressed area, narrow at the beak, gradually growing wider, and comparatively broad at the base.

Ventral valve. A perfect specimen has not been observed, but gutta-percha casts have been taken from impressions of fragments in the rock which probably belonged to this species. The valve is flattened, or of much less convexity than the dorsal valve, with a slight elevation along the middle, corresponding to the depression of the opposite valve.

Surface marked by prominent, subangular, radiating striae, increasing by bifurcation, of uniform size at the margins, where there are twelve in the space of 5 mm.; a short distance below the beak there are twenty in the same space. The radii are crossed by fine indistinct concentric striae, which on many specimens are obsolete; also, at irregular intervals, by lines or varices of growth.

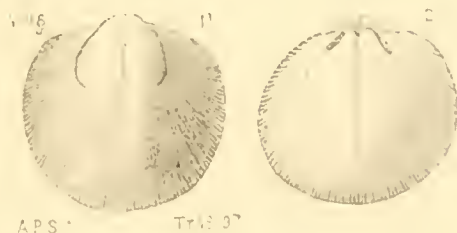
On the east of the dorsal valve the distance from the beak to the lower margin of the muscular impression is about one-half the length of the valve. Impression ovate in outline; width equal to or very slightly less than the length, with a deep depression along the middle. On the ventral valve the impression is ovate, bilobed. The margins are distinctly lobed in four divisions. The greater portion of the specimens observed have a diameter of from 20 to 25 mm.

This species may be distinguished from *Orthis impressa*, of this formation, by its smaller size and its more circular outline; from *Orthis tioga*, by its more circular outline, less conspicuous sinus and elevation, and ovate muscular impression.

*Formation and localities.* Chemung group, Sullivan township, Tioga county; P. and E. Railroad, between Ludlow and Wetmore, and Kinzua creek near west line of McKean county; and at various other localities in Pennsylvania.

## ORTHIS SUBCIRCULA Simpson, n. sp., Fig. 2.

Shell broadly oval, nearly circular; height usually about three-fourths the width; greatest width just below the middle; cardinal line short, length less than half the



width of the shell; extremities curving outward, the lateral margins abruptly rounded, and the basal margins broadly rounded; on the ventral valve slightly constricted at the middle. Dorsal valve flattened, greatest convexity a little below the beak, gently sloping to the front and lower lateral margins, more abruptly curving to the cardinal extremities; at the middle of the base a shallow depression, which continues about one-half of the distance to the beak. Ventral valve more convex, greatest convexity about one-third the length from the beak; beak incurved and projecting beyond the area line.

Surface marked by conspicuous radiating striae, which are sometimes of uniform size, but usually near the base there are very fine alternating striae. The large striae are marked at infrequent intervals by elongate pits or openings. The radiating striae are crossed by fine, indistinct concentric striae, and at greater intervals by distinct lines or varices of growth.

On the casts of the interior of the ventral valve the muscular impression is ovate in outline, the length equal to more than two-thirds that of the shell; width two-thirds the length; bilobed by the callosity of the adductor muscle. The sides are somewhat distinctly lobed in three divisions.

This species most closely resembles *Orthis circulus* of this formation, but the valves are unequal, the outline less circular, the greatest width being below the base, and is constricted at the base. The muscular impression is larger.

*Formation and locality.* Clinton group, above fossil ore, from McKee's ore bank, seven miles north-west of Lewistown, Mifflin county; also, ore mine north of Blacklog creek, Orbisonia, Huntingdon county, Pennsylvania.

CHONETES PUNCTATA Simpson, n. sp., Fig. 3.

Shell semicircular, plano-convex or concavo-convex; greatest width at about the middle of the shell; height from two-thirds to three-fourths the width; length of hinge line usually less than the width of the shell, but sometimes equal to it and occasionally greater. The cardinal extremities are rectangular, or sometimes produced in slight acute extensions, rarely rounded; lateral and dorsal margins regularly rounded.



Ventral valve, varying from moderately convex to gibbous; greatest convexity at the middle, gently curving to the beak, more rapidly to the latero-basal margins,

and abruptly towards the hinge line. At the cardinal extremities there is a flattened area 2 mm. or more in width, gradually growing narrower to the beak.

Dorsal valve, variably concave, sometimes nearly flat, at other times following the contour of the ventral valve; always with a flat area corresponding to that of the opposite valve.

Surface marked by rounded or subangular striae, which increase by bifurcation; at the base there are four in the space of 1 mm. The radiating striae are crossed by extremely fine concentric striae, about twelve in the space of 1 mm., and at irregular intervals by more distinct lines of growth.

On the hinge line are evidences of eight spines, four on each side of the beak, short, slightly oblique.

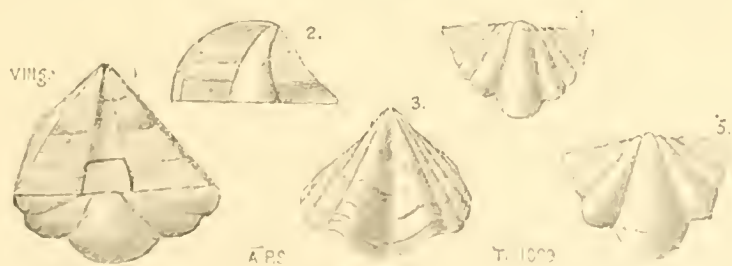
The interior of the ventral valve shows a narrow median ridge, with narrow oval ocellor muscular impressions. Corresponding to the radiating striae of the exterior are rows of small conical nodes, the bases of which are nearly in contact. They continue nearly half way to the beak.

The impression of the interior of the ventral valve has numerous punctae or holes, caused by the mucronate nodes of the interior; it presents a peculiar clathrate appearance, which is sufficient to distinguish it from any other species.

*Formation and locality.* Lower Helderberg group, Mansing's quarry, near Hazardville, Carbon county, Pennsylvania.

CYRTINA TRIPLICATA Simpson, n. sp., Fig. 4.

Shell more or less triangular, subpyramidal; hinge line equal to the greatest width of the shell; proportional length and width somewhat variable; length of the



dorsal valve from one-half to two-thirds the width; length of ventral valve about equal to the width; height of the area greater than the length of the dorsal valve.

Ventral valve quadrilateral, subpyramidal; most prominent at the beak, which is variable in elevation, straight, not arching over the area, usually attenuate; lateral margins regularly rounded. Mesial sinus narrow at the beak, rapidly widening as it extends forward, and becoming deep; where it reaches the margin the shell is pro-

duced in a conspicuous sublinguiform extension. Sides of the sinus flat, abruptly sloping, making the bottom angular. Area large, triangular, varying in height; sometimes nearly equal to the width of the shell, at other times not more than half the width; slightly oblique; striated in both directions; the longitudinal striæ distinct; the vertical striæ much fainter and frequently obsolete; fissure moderately narrow and closed by a convex pseudo-deltidium.

There are three or four plications on each side of the sinus, the two bounding the sinus being much more prominent than the others.

Dorsal valve semicircular or subtrigonal in outline; length from one-half to two-thirds the width. Mesial fold broad, prominent, extremely elevated in front, bounded by broader furrows than those between the plications. There are two plications on each side of the mesial fold, the two plications adjacent to the fold being much more prominent than the others; on some of the specimens nearly as prominent as the fold itself, the other two plications being obscure.

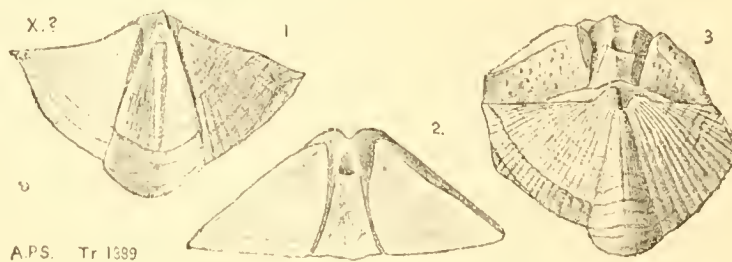
The surface of both valves is ornamented by very fine and delicate concentric striæ, which are obsolete on all but the perfectly preserved specimens. There are also more conspicuous lines of growth which are most prominent on the anterior portions of the shell.

This species most closely resembles *Cyrtina hamiltonensis*, but may be distinguished by the two prominent plications adjacent to the medial fold; this feature will serve to distinguish it from other species of the genus at present known.

*Formation and locality.* Chemung group, three miles north-west of Warren, in Warren county, Pennsylvania.

SYRINGOTHYRIS ANGULATA Simpson, n. sp., Fig. 5.

This species closely resembles *S. randalli*; but the specimens are usually of smaller size; the mesial sinus and fold proportionately narrower; the cardinal extremities angular and frequently attenuate.

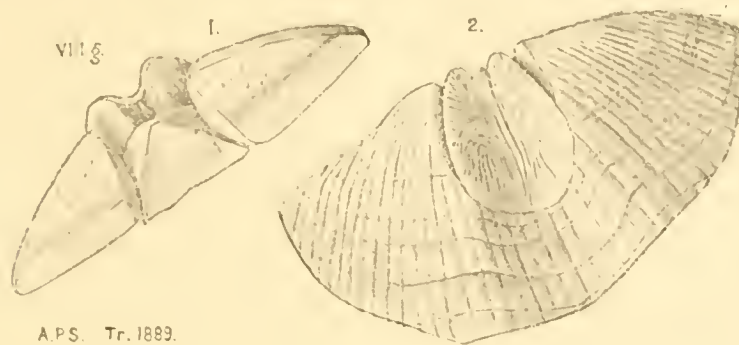


A.P.S. Tr 1389

*Formation and locality.* Waverly group, near Warren, Warren county, Pennsylvania.

## SYRINGOTHYRIS RANDALLI Simpson, n. sp., Fig. 6.

Shell transversely semi-elliptical or semi-circular; ventricose, becoming gibbous with age; length usually about one-half the width, but sometimes three-fourths;



hinge line straight, length equal to the greatest width of the shell. Cardinal angles more or less rounded, not attenuate.

Ventral valve with a high vertical or slightly sloping cardinal area, from the apex of which the sides of the shell curve outward to the antero-basal margins.

A median sinus begins at the beak, rapidly widening as it extends forward, and becoming deep, with abruptly sloping sides; where it reaches the margin the shell is produced in a conspicuous linguiform extension.

The deltidial aperture is covered for about one-half its length from the beak, by an arched transverse callosity or pseudo-deltidium. The edges of this callosity unite with the strong dental lamellæ, which divide the rostral portion of the shell into three chambers; and from the inner posterior surface of the callosity extends the syringothyral tube, which is unusually broad near its posterior extremity, but tapers rapidly to an open termination, sloping into the internal cavity. This tube is split for its entire length along its outer surface, and appears to have been thickened and filled in its posterior portion with the increasing age of the animal.

Dorsal valve convex, greatest convexity at about one-third the length of the shell from the beak; convex to the cardinal line, becoming somewhat flattened at the cardinal extremities; gradually curving to the lateral and basal margins. Mesial fold narrow at the beak, rapidly widening and becoming prominent below; produced at the margin corresponding to the linguiform extension of the ventral valve.

Surface of the valve ornamented by from forty to sixty costæ, which occur both on the sides and the sinus. Radiating striae crossed by concentric striae, which, in the specimens observed, are most conspicuous on the mesial fold and sinus. There are also lines of growth, which are usually the strongest on the anterior portion of

the shell. Horizontal lines of growth, without vertical cross lines, are conspicuously developed on the cardinal area.

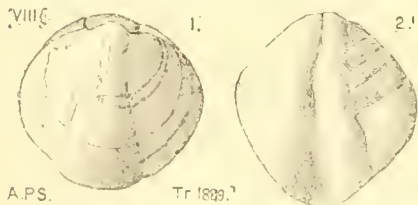
On the ventral valve the muscular scars are strongly developed, and extend over nearly two-thirds the length of the shell; ovate in outline, the width being equal to three-fourths of the length; the area being largely occupied by the cardinals, between which lie the narrow linear adductors. The casts of the dorsal valve show the marks of the deeply striated cardinal process and elongate tooth-sockets. In casts of the ventral valve the whole upper portion and the area are marked by numerous irregularly disposed prominent pustules.

From the external characters alone it would be impossible to separate this species from *Spirifera disjuncta*, but the internal differences are generic.

*Formation and locality.* Chemung group, near Warren, Warren county; and at Union City, Erie county, Pennsylvania.

MERISTELLA INCERTA Simpson, n. sp., Fig. 7.

Shell subrhomboidal, greatest width at or a little below the middle; length of the ventral valve equal to the width; of the dorsal valve, slightly less. Valves convex, the ventral valve being the most gibbous. Antero-basal margins gently curving outward, at the middle abruptly rounding and the front produced in a broad extension.



Ventral valve the more convex; greatest convexity a little above the middle, abruptly curving to the cardinal margins, and more gradually to the front. A comparatively deep, broad sinus extends from the beak to the base, forming one of the most conspicuous features of the species. Umbo prominent. The beak is broken away on the specimens observed, but enough remains to show that it was rounded, closely incurved, nearly at right angles to the plane of the axis.

Dorsal valve less convex than the opposite, greatest convexity above the middle, regularly curving to the antero-basal margins, elevated towards the base into a mesial fold, which is much less conspicuous than the corresponding depression of the ventral valve; beak small, incurved, lying below that of the opposite valve.

The general aspect of the surface is that of a smooth shell with a few strong lines or varices of growth. There are indications of radiating striae, and it is possible that specimens in a better condition of preservation would show both radiating and concentric striae.



The form of this species is very similar to that of *Meristella bella*, of the Lower Helderberg group, but that species has a depression on both the ventral and dorsal valves, while this species has a fold on the dorsal valve. The subrhomboidal form distinguishes it from any species of the Upper Helderberg groups.

*Formation and locality.* Chemung group, near Warren, Warren county, Pennsylvania.

RIYNCIONELLA (STENOCHISMA) LEVIS Simpson, n. sp., Fig. 8.

Shell ovate or subtrigonal; valves subequally convex in young shells; in older shells the dorsal valve usually the most gibbous. The width is slightly less than the height; greatest width about two-thirds the length from the beak; margins from the apex to this point slightly curved outward, nearly straight, then somewhat abruptly rounding, and at the base produced in a slight extension.

Ventral valve depressed convex, slightly gibbous at about one-third the length from the apex, curving abruptly to the cardinal and antero-basal margins, more gradually to the lower lateral margins, becoming depressed in a shallow sinus, which commences at about one-third to one-half the length from the beak; beak slightly incurved, strongly projecting beyond the beak of the opposite valve.

Dorsal valve convex, greatest convexity at or a little below the middle, gradually curving to the apex and cardinal margins, more abruptly to the lateral margins; mesial fold commencing at a little above the middle and often becoming prominent at the front; beak small and nearly straight.

Surface marked by from ten to twelve rounded or subangular plications, which become obsolete on the upper portions of the valves. The mesial fold is composed of three plications much more prominent than the others. In the sinus there are three plications smaller than the others; the two plications bordering the sinus larger than those on other portions of the shell.

The specimens observed have a length of 9 or 10 mm., and a width of from 7 to 9 mm; a transverse section broadly oval, having a width of 5 or 6 mm.

This species is easily distinguished from any other of this formation at present known. The outline is very similar to some of the forms of *R.* (*Stenochisma*) *eximia*, of the Chemung group, but the shell is smaller, the plications of the fold and sinus are fewer and the plications become obsolete on the upper half of the valve.

*Formation and locality.* Clinton group, limestone, two miles south-west of Bell's mills, Blair county, Pennsylvania.



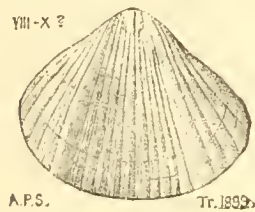
## RHYNCHONELLA MEDIALIS Simpson, n. sp., Fig. 9.

Shell broadly oval or subtrigonal in outline; height a little less than the width; greatest width about two-thirds the length of the shell from the beak. Margins from the apex to the widest portion of the shell nearly straight, then abruptly rounding and slightly produced in front in a broad extension.

Ventral valve convex at the sides, depressed in the middle; mesial sinus commencing at the apex and growing wider to the base, where it occupies fully one-half of the width of the valve.

Dorsal valve unknown.

Surface marked by about twenty plications, of which eleven occupy the mesial sinus, and are smaller than those on other portions of the valve, there being five in the same space occupied by three of the others; plications rounded or subangular. There are also very fine radiating striae covering the plications, four or five in the space of 1 mm. The plications are crossed by lines or varices of growth. No concentric striae have been observed, though they may occur on more perfectly preserved specimens.



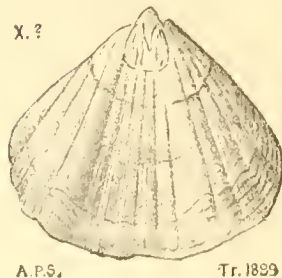
The specimen from which the above description was taken has a height of 25 mm., and a width of 30 mm.

This species is associated with *Rhynchonella* ———, but may be readily distinguished by its size and the much larger number of plications in the mesial fold. The only species approaching it in that respect is *R. (S.) venustula*, of the Hamilton group, but they are so unlike in other respects that there will be no difficulty in distinguishing them.

*Formation and locality.* Waverly group, near Warren, Warren county, Pennsylvania.

## RHYNCHONELLA STRIATA Simpson, n. sp., Fig. 10.

Only the ventral valves of this species have been observed, but they differ so much from known forms that it is necessary to consider them as belonging to a new species.



Shell subtriangular ovate, apex pointed; length and width about equal. Margins from the apex to below the middle nearly straight, broadly rounding below, and at the base produced in a broad extension.

Ventral valve convex at the sides, depressed at the middle.

Mesial sinus beginning near the apex and continuing to the base, becoming very broad as it approaches the front.

Surface marked by thirteen plications, of which five occupy the mesial sinus, the three central ones being larger than the outer ones, but all smaller than those on the other portions of the shell; plications subangular or angular. There are also very fine radiating striæ on the plications, three in the space of 1 mm. The plications are crossed by fine concentric striæ, which are most prominent on the front of the valve, becoming obsolete above, and also by stronger imbricating lines or varices of growth.

The specimens observed have a height of about 35 mm.; width just below the middle equal to the height.

This species may be distinguished from any other of this formation by its large size, deep sinus and radiating striations. This species closely resembles *Rhynchonella missouriensis* of the Kinderhook group, but the shell is larger, the apex more pointed, giving an angular appearance to the upper portion of the shell, and the greatest width is below the middle.

*Formation and locality.* Waverly group, four miles south-west of Warren, Warren county, Pennsylvania.

AVICULOPECTEN ÆQUALATA Simpson, n. sp., Fig. 11.

Shell of medium size, equilateral, not oblique, nearly circular; length a little more than the width; basal and lateral margins below the ears regularly and broadly rounded.

Left valve flattened; greatest convexity a little more than one-fourth the length of the shell from the beak; very gradually sloping to the lateral and basal margins.

Right valve unknown.

Hinge line straight; length a little more than two-thirds the width of the shell, central, not extending as far as either lateral margin.

Beak obtuse, rounded, straight; umbo prominent, well defined by its slightly gibbous form and its rapidly sloping sides.

Ears subequal, narrow, triangular, and each separated from the body by a narrow sinus; lateral margins convex.

Surface ornamented by narrow but distinct rays of essentially uniform size; at the base there are six or seven in the space of 5 mm.; a little above the middle of the shell there are twelve in the same space; interspaces wider than the rays. The



rays are crossed by fine, concentric, crenulating striæ, which become fasciculated on the anterior ear. Near the base there are frequent concentric undulations.

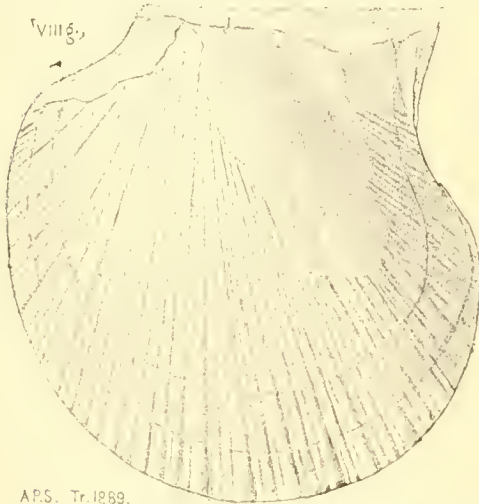
The specimen from which the description was made measures as follows: height 50 mm.; width 50 mm.; length of hinge line 35 mm.

*Formation and locality.* Chemung group, one mile north of Warren, Warren county, Pennsylvania.

LYRIOPECTEN ALTERNATUS Simpson, n. sp., Fig. 12.

Shell large, broadly ovate, nearly circular; height about equal to the longitudinal diameter; basal and lateral margins regularly rounded.

Left valve moderately convex; greatest convexity above and a little anterior to the middle, gradually sloping to the base, more abruptly curving to the cardinal and antero-basal margins.



A.P.S. Tr. 1289.

Right valve unknown.

Hinge line straight, length a little more than one-half the transverse diameter of the valve.

Anterior ear short, triangular, not well defined; posterior ear triangular, flat; limits not well defined except near the beak; margin slightly concave, nearly straight; extremity angular.

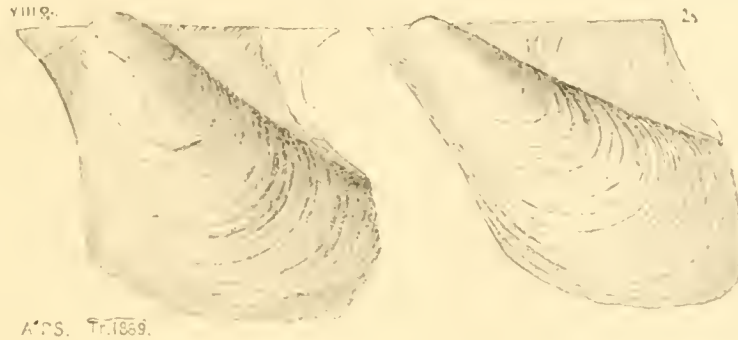
Surface marked by more than thirty comparatively strong, sharply rounded rays; between adjacent prominent rays are usually three smaller rays, the central one of which is larger than the others, occasionally nearly as prominent as the principal ones; the other two are much finer. On and near the posterior ear, and also near the anterior, this disposition is not conspicuous, the radii being more nearly of the same size. The radii are crossed by occasional lines of growth. No concentric striæ have been observed.

This species somewhat resembles *Lyriopecten tricostatus* of this formation, but may be distinguished by its more nearly circular form, by the greater number of and less prominent radii, and the stronger central one of the three intermediate striæ; from *L. magnificus* and *L. macrodontus* by its smaller size and the decided difference in the ornamentation of the surface.

*Formation and locality.* Chemung group, one mile north of Warren, Warren county, Pennsylvania.

## LEPTODESMA LEIOPTEROIDES Simpson, n. sp., Fig. 13.

Shell above the medium size, subrhomboidal; body elongate ovate, oblique at an angle of about fifty degrees to the hinge line; height a little less than two-thirds the



length; antebyssal margin rounded, much constricted at the byssal sinus, then broadly rounding, somewhat abruptly recurving at the postbasal extremity.

Left valve gibbous above the middle, becoming flattened on the postero-basal portion. Right valve unknown.

Hinge line straight, length unknown, as a perfect specimen has not been observed.

Beak subanterior, prominent, oblique, directed forward; umbonal region gibbous, descending more abruptly on the posterior than on the anterior side.

Anterior end short, angular at the extremity, rounded below, separated from the body by a distinct, nearly vertical byssal depression. Wing narrow, triangular, joining the body at a little more than one-third the length of the valve from the posterior extremity; margin oblique below, becoming deeply concave and abruptly curving backward, and probably produced in a spiniform extension.

Surface marked by concentric striae which are most distinct on the wing near the body, being often fine, sharp, and lamellose in appearance; frequently on the body becoming fasciculated and producing an undulated surface. The wing is separated from the body by a well-defined, narrow groove, which regularly curves inward from the beak to the junction of the wing with the body.

The specimens vary in proportional height and length; two left valves having respectively a length of 60 and 50 mm. and a height of 40 and 45 mm. The width of the body of the longer specimen at the junction of the wing with the body is 30 mm., of the shorter one 35 mm.

The specimens usually have somewhat the appearance of the genus *Leiopteria*.

Some of the specimens resemble *Leptodesma billingsi* of this formation, but may be distinguished from that species by the greater width of the lower portion of the body, the larger wing and the very distinct separation of the body and wing.

*Formation and locality.* Chemung group, near Warren, Warren county, Pennsylvania.

LEPTODESMA PARALLELUM Simpson, n. sp., Fig. 14.

Shell small, slightly oblique; body ovate; the basal margin frequently nearly parallel with the hinge line; length usually a little more than twice the height; anterior margin rounded; basal margin nearly straight, a little constricted anterior to the middle; abruptly recurving at the postero-basal extremity; the posterior margin being obliquely truncate.



Left valve convex, greatest convexity at the umbonal region, becoming flattened at the postero-basal portion.

Right valve a little more convex than the other but not gibbous.

Hinge line straight, length about three-fourths that of the shell.

Beak about one-fourth the length of the shell from the anterior end, prominent, directed forward; umbonal region convex, descending much more abruptly on the posterior than on the anterior side.

Anterior end short, angular at the extremity, rounded below. A depression extends from near the beak to the basal margin a little anterior to the middle. Wing very narrow, triangular, joining the body nearly at the posterior extremity; margin of wing straight, oblique; extremity obtusely angular. The wing is distinctly separated from the body.

Surface marked by concentric striæ, which frequently fasciculate on the anterior portion of the shell. There are also concentric undulations.

This species most closely resembles *Leptodesma propinquum*, but the wing is more distinctly separated from the body, and the body is much less oblique, the basal margin being sometimes nearly parallel with the hinge line; this latter feature will serve to distinguish it from any other species at present known. When a little covered by the rock it might easily be mistaken for some form of *Sphenotus*.

*Formation and locality.* Chemung group, hill north of Warren, Warren county, Pennsylvania.

PTYCHOPTERIA OBSOLETA Simpson, n. sp., Fig. 15.

Shell of medium size, subrhomboidal in outline; body ovate oblique, at an angle of about forty degrees to the hinge line; height about three-fourths the length. Anterior margin abruptly rounded; basal margin curved outward at the extremities, concave at the middle; posterior margin somewhat abruptly recurved.

Right valve unknown. Left valve moderately convex; greatest convexity at the umbonal regions.

Hinge line essentially straight; length a little less than that of the body.

Beak situated at about the anterior fourth of the shell, small, extending beyond the hinge line. A shallow broad sinus extends from the beak to the basal margin a little anterior to the middle.



A.P.S. Tr 1889.

Anterior extremity acuminate, margin rounded.

Wing triangular, joining the body at the posterior extremity; margin for a short distance straight, then abruptly curving forward, and just before reaching the cardinal line curving upward. Wing convex; flattened immediately below the cardinal line; separated from the body by a narrow but conspicuous depression.

Surface ornamented by faint radiating striae, which are obsolete, except on perfectly preserved specimens, and also by fine concentric striae, which frequently become fasciculate on the anterior portion of the shell.

This species may be distinguished from any other at present known by the slight obliqueness of the body of the shell, the basal margin being nearly parallel with the hinge line; the margin is decidedly convex; in nearly all other species it is straight or concave; the wing extends beyond the body of the shell. The outline is very similar to that of some forms of the genus *Cypricardinia*.

*Formation and locality.* Chemung group, hill north of Warren, Warren county, Pennsylvania.

MODIOMORPHA RIGIDULA Simpson, n. sp., Fig. 16.

Shell of medium size or smaller, subquadrangular in outline; height a little more than three-fifths the length of the shell; basal margin regularly and gently curving from the anterior to the postbasal extremity; posterior margin gently curved, slightly oblique, sometimes nearly at right angles to the basal margin; cardinal line essentially straight; anterior rounded abruptly, extended, without limitation by a sinus.



Beaks a little more than one-fourth the length of the shell from the anterior end; umbonal ridge prominent, extending from the beaks to the postbasal extremity. Valves convex towards the basal margin, becoming gibbous above the middle and in the umbonal region; posterior slope convex near the beaks, becoming flattened as it approaches the posterior margin.

Surface marked by concentric striae which frequently become obsolete on portions of the shell.


On casts of this species the pallial line is sometimes so strong as to give a distorted appearance to the specimen.

This species may be distinguished from *Modiomorpha rigida*, of this formation, by its greater gibbosity, the less oblique posterior margin, less clearly defined umbonal ridge, and the more prominent beaks.

*Formation and locality.* Chemung group, Tioga village, Tioga county, Pennsylvania.

MODIOLOPSIS SUBRHOMBOIDEA Simpson, n. sp., Fig. 17.

Shell of medium size, rhomboid ovate in outline; length twice the height; basal margin slightly convex along the middle, curving to the extremities; posterior margin abruptly rounded below, somewhat more gradually recurving to the cardinal line; cardinal margin slightly arcuate; anterior margin sharply rounded.



Valves flattened, greatest convexity at the umbonal ridge.

Hinge line slightly oblique, extending a little more than two-thirds the length of the shell.

Beaks appressed, situated about one-fourth the length of the shell from the anterior end; umbonal ridge not distinctly defined; posterior slope rounded, becoming flattened just before reaching the cardinal line.

Surface marked by fine concentric lines, and at irregular distances apart by varices of growth.

The anterior muscular impression is moderately large, well marked, and situated just within the anterior margin below the beak. The best preserved specimen has a length of 24 mm., and a height of 13 mm.

This species may be distinguished from *M. subcarinatus* by the less clearly defined umbonal ridge, the somewhat arcuate hinge line, and the absence of a constriction in the basal margin.

*Formation and locality.* Clinton shale, above fossil ore, at McKee's ore bank, north-east of McKee's house, Ferguson valley, seven miles north-west of Lewistown, Millin county, Pennsylvania.

GONIOPIHORA CURVATA Simpson, n. sp., Fig. 18.

Shell trapezoidal, medium size or smaller; length usually about twice the height, sometimes a little less; anterior end rapidly declining from the beaks, abruptly rounded below; basal margin gently rounding, sinuate a little anterior to the middle;



posterior margin obliquely truncate; cardinal line very slightly oblique, straight; hinge line about two-thirds the length of the shell.

Valves convex below the umbonal ridge, gibbous in the umbonal region; umbonal slope flat or a little concave.

Beaks at the anterior end, acute, incurved; umbonal ridge very prominent, angular, extending from the beak to the basal extremity, curved. Along the middle of the posterior slope is a low rounded or subangular ridge, moderately conspicuous.



Test marked by concentric striae, which become fasciculate on that portion of the shell below the umbonal ridge. The test is raised in a crest along the umbonal ridge.

Anterior muscular impression situated at the anterior edge, ovate width two-thirds the length; pallial line near to and parallel with the basal margin, appearing as a shallow groove on the casts; posterior muscular impression not observed.

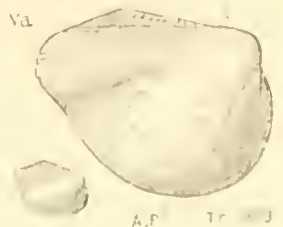
A specimen of medium size has a length of 40 mm., and a height of 18 mm. Other specimens preserve about the same proportion.

This species closely resembles *Goniophora truncata* of the Hamilton group, but the hinge line is much longer, and the posterior margin correspondingly less oblique. From *Goniophora chemungensis* it is distinguished by its smaller size, more distinctly curved umbonal ridge, and the ridge along the middle of the umbonal slope; from *G. perangula* by the less angular form of the shell, the much less oblique posterior margin, and the ridge on the posterior slope; from *G. subrecta* by its much smaller size and the ridge on the posterior slope.

*Formation and locality.* Chemung group, near Warren, Warren county, Pennsylvania.

#### NUCULA SINUOSA Simpson, n. sp., Fig. 19.

Shell small, ovate embeate in outline, subnasute behind; height varying from one-half to two-thirds the length, usually slightly more than one-half; anterior and middle portions of the basal margins rounded, somewhat abruptly constricted towards the posterior end; posterior margin obliquely truncate; anterior end abruptly rounded; cardinal line, anterior to the beak, sharply declining; more gradually sloping to the posterior.



Valves slightly convex, greatest thickness of the shell a short distance below the umbo.

Beaks from one-third to three-fifths of the length of the shell from the anterior end, extending above the hinge line, compressed, sharp, not prominent.

Umbonal ridge distinctly defined, subangular, with a shallow depression below it, which is most conspicuous at the postbasal margin, becoming obsolete on the upper half of the shell; posterior slope marked by fine, sharp, slightly divergent striae. There are also fine concentric striations, which on the specimens observed are obscure, the surface appearing smooth.

Hinge line marked by frequent crenulations.

Three specimens measured have each a length of 10 mm.; height varying from 5 to 7 mm.

In the striation of the posterior slope this species resembles *Nucula poststriata*, of the Trenton and Hudson River groups, but may be distinguished from that species by its less gibbous form, the constriction of the postbasal margin, and the conspicuous depression below the umbonal ridge.

*Formation and locality.* Clinton group, McKee's ore bank, seven miles northwest of Lewistown, Mifflin county, Pennsylvania.

NUCULA SUBTRIGONA Simpson, n. sp., Fig. 20.

Shell somewhat variable in form, usually subtrigonal; length and height about equal; basal margin regularly rounded, not constricted toward the posterior end;



posterior margin rounded or obscurely truncate; anterior margin abruptly rounded; cardinal line very abruptly declining anterior to the beak, more gradually declining to the posterior.

Valves slightly convex, somewhat flattened as they approach the basal margin.

Beaks about one-third the length of the shell from the anterior end, not prominent, compressed, extending above the hinge line; umbonal ridge obscure, very slightly arching upward; posterior slope very narrow, rounded.

Surface marked by fine concentric striae and occasional varices of growth. The concentric striae are often very obscure, the shell appearing essentially smooth.

Hinge line, posterior to the beak, marked by a row of fine transverse teeth.

Three specimens representing the extremes in form measure respectively 10, 4 and 4 mm. in length, and 10, 3 and 2 mm. in height. Larger specimens occur.

This species may easily be distinguished from *N. sinuosa* by the absence of a constriction in the basal margin, furrow below the umbonal ridge and striae on the posterior slope.

*Formation and locality.* Chemung group, north of Blacklog creek, Orbisonia, Huntingdon county, Pennsylvania.

TELLINOMYA (PALEONEILO) CUNEATA Simpson, n. sp., Fig. 21.

Shell small, ovate cuneate in outline; length twice the height; basal margin broadly rounding, becoming constricted or areolate at about one-third the length of the shell from the anterior end; posterior margin short, obliquely truncated; cardinal line essentially straight, sloping at nearly the same angle anteriorly and posteriorly to the beaks; anterior end large and regularly rounded.



Greatest convexity of the valves above the middle and in the umbonal region. Beaks about central, slightly incurved, extending a little above the hinge line; umbonal ridge clearly defined, subangular; posterior slope declining regularly and abruptly to the cardinal line. Below the umbonal ridge there is a broad shallow depression, extending from near the beaks to the base and constricting the basal margin.

Surface marked by strong, lamellose, concentric striae at regular distances apart, and by very fine concentric lines between the lamellose striae.

On the specimens observed there are eight or nine transverse teeth on each side of the beak.


The specimens measured have a length of 12 mm., and a height of 6 mm.

This species may be distinguished from *T. (P.) diminuens* of this formation by its smaller size, more distinct lamellose striations and the less abrupt constriction of the posterior portion.

*Formation and locality.* Clinton group, seven miles north-west of Lewistown, Mifflin county; and north of Blacklog creek, Orbisonia, Huntingdon county, Pennsylvania.

TELLINOMYA (PALEONEILO) DIMINUENS Simpson, n. sp., Fig. 22.

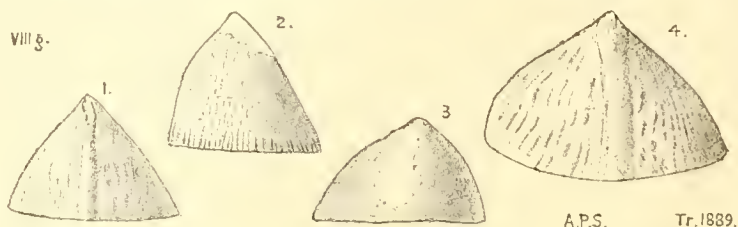
This species is very similar to the preceding, but is usually larger, the specimens observed having a length of from 23 to 25 mm., and a height of 11 or 12 mm. The posterior portion is more abruptly constricted, the lamellose striations are not so prominent and are more closely arranged.



*Formation and locality.* Clinton group, McKee's ore bank, north-east of McKee's house, Ferguson valley, seven miles north-west of Lewistown, Mifflin county, Pennsylvania.

## PLATYCERAS BREVE Simpson, n. sp., Fig. 23.

Shell of medium size, apex not incurved; body straight; rapidly increasing in size; width at the base equal to the length of the anterior side; length of the poste-



rior side from two-thirds to four-fifths that of the anterior; both sides convex; on the anterior side there is a prominent subangular elevation, commencing at the apex and continuing to the base; on each side of the carina a slight depression; other portions of the shell without plications or elevations.

Aperture circular; peristome, as far as can be ascertained, not sinuous.

Surface marked by elongate pustules, subregularly arranged, giving to the surface the appearance of being coarsely striated, three in the space of 5 mm. There are also faint indications of concentric striae.

A specimen of average size measures as follows: Diameter of aperture 23 mm.; length of the anterior side 20 mm.; of posterior 15 mm.; height 15 mm.

The characteristics of this species are the short conical form, the rapid enlargement from the apex to the base, and the elongate pustules of the surface.

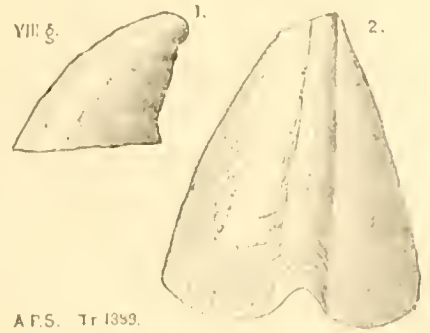
From those species having a carina it is distinguished as follows: From *Platyceras carinatum* by its conical form, the straight apex, the absence of plications and the non-sinuosity of the peristome; from *Platyceras mitelliforme* by its larger size, conical form and the ornamentation of the surface; from *Platyceras conicum* by its shorter form and the absence of conspicuous plications and the consequent non-sinuosity of the peristome. It most closely resembles *Platyceras dorsale* of this formation, but it is shorter, much less oblique; posterior side straight or convex; the apex more central and does not project beyond the base, while in that species the apex projects beyond the base a distance nearly equal to half the diameter of the aperture.

*Formation and locality.* Chemung group, near Warren, Warren county, Pennsylvania.

## PLATYCERAS DORSALE Simpson, n. sp., fig. 24.

Shell obliquely subconical; anterior side curved; posterior straight or concave; apex not incurved, laterally compressed; body of the shell regularly increasing in

size, rounded; width at the base equal to three-fourths of the length of the anterior side; length of the posterior side one-half that of the anterior; right and left side usually equally developed, but on one specimen the right side has a little the greater development. On the anterior side there is a conspicuous rounded or subangular elevation extending from the apex to the base; on the posterior side is an elevation beginning at about one-half the length of the side from the apex, and continuing to the margin; on each side of this elevation a comparatively broad shallow depression, of the same extent as the elevation.



Aperture circular; peristome slightly sinuous at the elevations.

Surface marked by fine radiating lines; at the base there are three in the space of 1 mm., above they are much more closely disposed; the radii are crossed by fine concentric striae; the surface presenting a cancellated appearance when the specimen is well preserved.

One specimen measures as follows: Length of the anterior side 32 mm., of posterior 18 mm., height of shell 18 mm. Another specimen, which probably belongs to the same species, is flattened, but that may be due to pressure; it measures as follows: Length of the anterior side 45 mm., of the posterior 22 mm., width at the base 35 mm.; height of shell 18 mm.

This species most closely resembles *Platyceras breve* of the same locality, but the anterior side is much longer and the posterior side proportionally shorter, the shell more oblique and not so regularly conical; it has an elevation and two depressions on the posterior side, and the surface has fine radiating striae, the surface of *P. breve* being marked by elongate pustules; from *Platyceras striatum* it may be distinguished as follows: It is more oblique, the posterior and anterior sides are more unequal, and it is without the conspicuous plications characteristic of that species. It resembles *Platyceras mitelliforme* in having a prominent carina, but it is a larger form and the apex is not bent or incurved. From *Platyceras conicum* it may be distinguished by the absence of conspicuous plications; and from *P. carinatum* by the straight apex and the absence of conspicuous plications.

*Formation and locality.* Chemung group, three miles north-west of Warren, Warren county, Pennsylvania.

## PLATYCERAS INEQUALE Simpson, n. sp., Fig. 25.

Shell small, subangulately ovate; apex minute, incurved, making less than one turn, very thin and angular; inclined or twisted to the right. The body of the shell expands rapidly; anterior side curved, sometimes forming nearly half a circle; posterior side also curved, but in a lesser degree; width of base from one-half to three-fourths the length of the anterior side; posterior side one-third the length of the anterior.



The left side is flattened or only very slightly convex, and is often nearly or quite at right angles to the base, making a sharp angle or ridge between the side and the back of the shell. The right side is convex and much more developed than the left. In front the shell becomes flattened near the margin. On the left side, about half way between the base and angular carina, there is a low rounded ridge, commencing near the apex and continuing the length of the shell, though this feature in many of the specimens is obscure.

Aperture circular or broadly oval.

Most of the specimens observed are casts or macerated so that the surface characters are obsolete. On some of the specimens there are evidences of strong radiating striae or elongate pustules, and when well preserved there are numerous concentric striae.

The characteristics of this species are the pinched appearance of the apical portion, and its inclination to the right, and the much greater development of the right side; in the latter feature it resembles *Platyceras cymbeum*, but it is a much smaller shell, and the plications are very much less prominent; from *Platyceras mitelliforme* it may be distinguished by the inequality of its sides, in that species the prominent ridge being in the middle of the shell, both sides being equally developed.

*Formation and locality.* Chemung group, four miles north-west of Warren, Warren county, Pennsylvania.

## PLATYCERAS MITELLIFORME Simpson, n. sp., Fig. 26.


Shell small, obliquely arcuate from the base; apex incurved, making part of one volution; below which the body volution rapidly increases in size. Width at the base equal to three-fourths the length of the anterior side; length of the posterior side less than one-half of the anterior; right and left sides equally developed.

Anterior side convex, with a prominent, broad, rounded carina along the middle;

on each side of the carina, towards the base, a shallow depression. On some of the specimens there are indications of very slight plications on the posterior side.

Aperture oblique, broadly elliptical; peristome a little sinuous at the carina, and sometimes slightly sinuous, corresponding with the faint folds of the posterior side.

Surface marked by concentric lines and by broad undulations, which sometimes give to portions of the shell a lobed appearance.



A specimen of about the average size measures as follows: Height 12 mm.; length of the anterior side 25 mm.; of the posterior 8 mm.; width at base 22 mm.; thickness 18 mm.

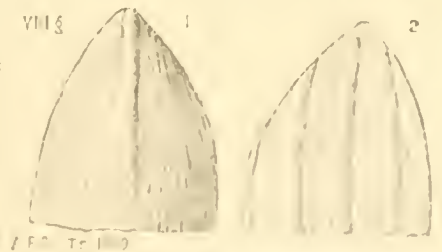
The characteristic feature of this species is the prominent carina or elevation along the dorsum.

It may be distinguished from *Platyceras inaequale* of this formation by its somewhat larger size, the prominent carina, and the equal development of the right and left side; from *Platyceras dorsale* by its smaller size, its flattened form (a transverse section being oval), and by the partial volution of the apex; from *Platyceras (Orthonychia) striatum* by its arcuate form, the prominent carina and the absence of conspicuous plications; from *Platyceras carinatum* by the equal development of the right and left sides, and the absence of conspicuous plications; from other species at present known, by its small size, decidedly curved form, and prominent carina.

*Formation and locality.* Chemung group, near Warren, Warren county, Pennsylvania.

PLATYCERAS STRIATUM Simpson, n. sp., Fig. 27.

Shell subconical; apex not incurved or bent; body essentially straight; sides a little curved from the base to the apex; right and left sides equally developed; width at the base, length of anterior and posterior sides equal. On the anterior side is a narrow, angular, conspicuous carina, extending from the apex to the base; on the posterior side are three oblique, broad, prominent, rounded ridges, with depressions between them, which are wider than the ridges.



Aperture oval. The bases of all the specimens observed are attached to the rock so that the form of the peristome can not be definitely ascertained.

Surface marked by comparatively strong, radiating striae, which are sometimes continuous, at other times interrupted, then having the appearance of very elongate pustules; at the base about six in the space of 5 mm. No concentric striae have been observed, though it is possible that they exist on more perfectly preserved specimens.

A typical specimen measures as follows: Width at the base 30 mm.; thickness 20 mm.; height 30 mm.; width of sides equal; width of ridges on posterior side 3 mm.; of depressions slightly more; of carina 3 mm.

This form resembles the two specimens which are figured in the Pal. of New York, Vol. V, Pt. II, Pl. I, Figs. 20-23, which differ materially from the other figured specimens placed under that species. The other specimens, though perfectly preserved and showing concentric striae, have no indication of radiating striae, while in the specimens described they are one of the most characteristic features; they are also shown in the figures mentioned above. The plications are also stronger and the form more regularly conical.

This species resembles *P. striatum* from this formation, but may be easily distinguished by its straight form, the equal length of the sides, the coarser striations, and the strong plications of the posterior sides; from *P. breve* it is distinguished by its more elongate form, oval aperture, more continuous radiating striae, and the conspicuous plications of the posterior side.

*Formation and locality.* Chemung group, four miles north-west of Warren, Warren county, Pennsylvania.

PLATYCERAS VARIANS Simpson, n. sp., Fig. 23.

Shell small, subconical, curved, slightly oblique; apex not incurved or bent; width at the base two-thirds the length of the anterior side, and about equal to the posterior.

Plications frequent, variable in number. On the dorsum there is sometimes a faint indication of a carina; on the left side is a deep conspicuous furrow, which extends about three-fourths the length of the shell from the base; beyond this there is a slighter furrow; the area between them elevated, rounded and very prominent. On the posterior side of the shell are usually two or three slight furrows, but occasionally a stronger one, and on the left side there is one nearly as strong as on the opposite side. Sometimes on the posterior side the area between two of the smaller furrows is elevated, having the appearance of a ridge or carina, which is occasionally prominent.





The deep furrows on the right and left sides of the shell appear to be constant features, the others are somewhat variable.

Aperture broadly oval, nearly circular; peristome concealed on all the specimens observed, so that its true form can not be ascertained.

All the specimens occurring in the form of casts, the surface markings are obsolete.

This species may be distinguished from *Platyceras mitelliformis* by its straighter form, absence of a prominent carina, and by its conspicuous plications; from *P. (O.) striatum* by its smaller size, more frequent plications, and the absence of radiating striae, the convexity of the anterior side and the concavity of the posterior; from *Platyceras inaequale* by its equally developed right and left sides and its conspicuous plications; from *P. (O.) breve* by its curved, more slender form, and plications; from *Platyceras dorsale* by its smaller size and conspicuous plications; from *P. (O.) attenuatum* by the straight apex and the strong lateral furrows; from *Platyceras carinatum* by the absence of a prominent carina and by the conspicuous lateral furrows; from *P. (O.) conicum* by its smaller size and curved form.

*Formation and locality.* Chemung group, four miles north-west of Warren, Warren county, Pennsylvania.

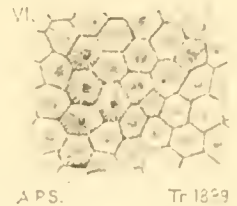
#### ACERVULARIA COMMUNIS Simpson, n. sp., Fig. 29.

Growing in large convex or globular masses; under side covered by a wrinkled epithecal crust. Stems multiplying by gemmation from the calyces; usually in contact, but sometimes free and circular.

Calyces in contact, polygonal, generally pentagonal or hexagonal; surrounded by acute, linear, crested edges; diameter a little variable, but usually about 5 mm. Sides of calyces abruptly curved downward to the central cavity.

Rays thin, sharp; about thirty in number; alternately long and short, but of uniform size at the margins of the calyces. Diaphragms thin.

*Formation and locality.* Lower Helderberg group, from A. B. Miller's farm, Warrior ridge, Barre township, Huntingdon county, Pennsylvania.



#### CLADOPORA RECTILINEATA Simpson, n. sp., Fig. 30.

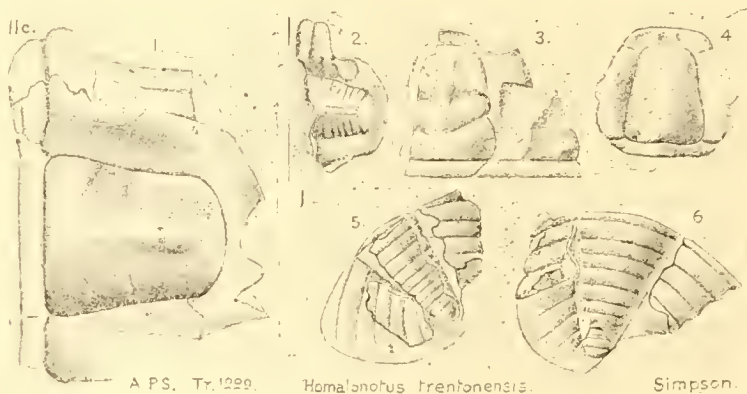
Zoarium ramose, bifurcating, rarely anastomosing; diameter of branches from 1.50 to 3 mm.

Cells tubular, nearly at right angles to the axis; rapidly increasing in size to the aperture; apertures arranged in regular longitudinal rows, which are sometimes separated by a slight ridge; from five to nine rows on a branch; from eight to ten apertures in the space of 5 mm. longitudinally; diameter of an aperture from .33 to .40 mm. Lips prominent, in well-preserved specimens, projecting over the aperture, and giving to the cell-tubes the appearance of opening very obliquely.

This species somewhat resembles *C. multipora*, but the branches are smaller and straighter, and the cell apertures are much more regularly arranged in parallel, longitudinal rows; in its size and manner of growth it is very similar to *C. macrophora*, but the surface of that species has not been observed, so no comparisons are possible.

*Formation and localities.* Lower Helderberg group, one and a-half miles south of Rock Hill furnace, Orbisonia, Huntingdon county; also north of Tyrone City, Blair county, Pennsylvania.

HOMALONOTUS TRENTONENSIS, Simpson, n. sp., Fig. 31.



The figures represent a few of many specimens in the State Collection, found by Mr. C. E. Hall in strata of the Trenton group, cropping out just above the milldam at Reedsville, in Mifflin county, Pennsylvania.

## ARTICLE IX.

### THE MAMMALIA OF THE UINTA FORMATION.

PART I. THE GEOLOGICAL AND FAUNAL RELATIONS OF THE UINTA FORMATION.

PART II. THE CREODONTA, RODENTIA AND ARTIODACTYLA.

BY WILLIAM B. SCOTT,

PROFESSOR OF GEOLOGY IN PRINCETON COLL

PART III. THE PERISSODACTYLA.

PART IV. THE EVOLUTION OF THE UNGULATE FOOT

BY HENRY FAIRFIELD OSBORN,

PROFESSOR OF COMPARATIVE ANATOMY IN PRINCETON COLLEGE.

ILLUSTRATED BY FIVE LITHOGRAPHIC PLATES AND THIRTEEN DIAGRAMS.

Read before the American Philosophical Society, May 17, 1889.

This memoir is principally descriptive of a collection made by the Princeton Scientific Expedition of 1886 in the Bad Lands of the White River, Northeastern Utah. The party was composed of Messrs. Reynolds, Harlan, Hervey, Baucus, Paton, Kane, all Princeton students, under the able leadership of Mr. Francis Speir, Jr., whose name is connected with so many important paleontological discoveries. The expedition experienced great difficulties in the field and some risk from the hostile threats of the White River Utes.

The collection has been skillfully prepared and mounted by Dr. Franklin C. Hill. The drawings are by Mr. Rudolph Weber.

## PART I.

BY WILLIAM B. SCOTT

## GEOLOGICAL AND FAUNAL RELATIONS OF THE UINTA FORMATION.

While the palæontological relations of the various series of Eocene deposits in the upper Green River valley are, for the most part, quite clear, the stratigraphical relations are as yet but imperfectly known, and leave many questions still open. Dr. White (No. 18, p. 35) believes that the entire series is conformably deposited: "In the great region now drained by the Green river, there are three well-marked groups of strata, that come in their order above the Laramie group, and which all agree in referring to the Tertiary period. These are the Wasatch, Green River and Bridger groups, named in ascending order. The Wasatch group is the lowest of a series of three fresh-water Tertiary groups, all of which are intimately connected, not only by an evident continuity of sedimentation throughout, but also by the passage of a portion of the molluscan species from one group up into the next above. Not only were the three groups, aggregating more than a mile in thickness, evidently produced by a continuous sedimentation, but it seems equally evident that it was likewise uninterrupted between the Laramie and Wasatch epochs, although there was then a change from brackish to fresh waters and a consequent change of all the species of invertebrates inhabiting these waters."

King, on the other hand (No. 6, p. 353 *et seq.*), adduces evidence to show, not only that the Wasatch and Laramie are very clearly separated by unconformities, but that the three Eocene series are likewise divided by lack of conformity with each other.

Palæontologically the arrangement of the series is less obscure, though if we accept White's view of a continuous sedimentation from the Laramie to the Bridger we shall meet with very formidable difficulties. Thus no place is left for the very peculiar and primitive fauna of the Puerco group, which is not at all represented in the northern basin; the same reasoning will apply to the transition fauna of the Wind River group, a formation estimated as being 1000 feet or more in thickness (St. John, No. 12, p. 260), but so far as is yet known confined to the Wind River valley. To assume that the Puerco is contemporaneous with the Wasatch, the Wind River with the Bridger, and the beds of the Bridger basin with those of the Washakie

basin, would involve very complicated hypotheses of barriers and migrations for which there is no present evidence. The fauna of the Wind River deposits has been shown by Cope (No. 1) to be intermediate between the Wasatch and the Bridger, mingling types which elsewhere are found only in one or other of these formations with some forms peculiar to itself. Thus such typically Wasatch genera as *Coryphodon*, *Phenacodus*, *Didymictis*, *Calamodon* and *Esthonyx* are associated with equally typical Bridger genera, *Palaosyops*, *Lambdotherium*, *Miacis* and *Microsyops*, while the earliest and smallest known member of the Dinocerata, *Bathyopsis*, is confined to these deposits. Thus the Wind River formation occupies the same intermediate position between the Wasatch and Bridger paleontologically as does the Green River stratigraphically. One is therefore led to infer with Cope (No. 2, p. 153) that the Green River and Wind River are parts of the same formation, though the entire absence of mammalian fossils from the former renders this determination somewhat uncertain. It may perhaps be objected to this view that in Southwestern Wyoming the Bridger beds lie conformably upon the Wasatch. This conformity is, however, not improbably deceptive, for the following reasons: (1) King states (No. 6, p. 380) that he has observed unconformities between the Wasatch and Green River beds. "In the region east of the Wasatch a large amount of the Vermilion Creek [Wasatch] series was left in a nearly horizontal position and the sediments there sank quietly through deep water upon an approximately level bottom, accumulating in strata nearly conformable with the underlying Vermilion Creek rocks. From the manner in which the rocks of the Green River group abut westward against the Vermilion beds, it is evident that there was in the region included between the Wasatch and Uinta a highland lifted above the lake of the Green River period." (2) The direct contact between the Wasatch and Bridger strata at the west of the Bridger basin takes place by the latter bed's *overlapping* the Green River and thus reaching the Wasatch. If we assume that the Green River shales represent a distinct series, this overlap can be explained only by supposing either that these beds had been swept away from the western part of the basin before the deposition of the Bridger series, or, what is much more probable, that a series of disturbances first contracted and then expanded the waters of the lake. (3) It is impossible to account for the faunal differences between the Wind River and the Wasatch on the one hand and the Bridger on the other on geographical grounds alone, as this area is encompassed both on the north and the south by typical Wasatch beds.

The balance of evidence would thus seem to point to the conclusion that the Wind River beds are to be regarded as forming the base of the Bridger series, and this view has the further advantage, that the Bridger, thus defined, is characterized

throughout by the presence of some form or other of the Dinocerata, and that this extraordinary group of animals is entirely confined to this formation.

A still more intricate and difficult problem is that with reference to the relations of the various areas of Bridger deposits (apart from the Wind River series) to each other. Of these areas there are three: (1) The Bridger basin west of the Green river; (2) the Washakie basin east of the same river, and (3) a small area to the south-east of the latter. Supposing the Bridger beds of the Washakie and Bridger basins to have been deposited conformably in the same lake which laid down the Green River series and to have been uplifted together with the Green River in a post-Bridger upheaval, it is not a little remarkable that erosion should have removed the Bridger from all parts save the middle of these two basins. The few observations which bear upon this point in the way of the dips of the two formations combine to indicate that the movement took place at the end of the Green River period, that the western lake [*i. e.*, the supposed extension of the Green River lake west of the Wasatch mountains] was extinguished by this upheaval, and that the waters of the period formed a lake of restricted area altogether within the basin of Green river. Even with this supposition, which I conclude to be the most probable until it may be varied by future evidence, there is left the shadow of a doubt, whether the three Bridger bodies which appear upon our map—that of the Bridger basin, the Washakie basin, and the region east of Vermilion creek—were parts of a continuous sheet, or whether they themselves were areas of special lakes in the same general basin, but characterized by great fauna resemblances." (King, No. 6, p. 396.)

The facts of stratigraphy, so far as at present known, leave this question an open one, but the assemblage of fossils seems to point to the conclusion that there were at least two distinct lakes, and these not contemporaneous, but successive, a conclusion which we have already indicated elsewhere (Osborn, No. 10, p. 13; Scott, No. 15). The faunal lists of the two basins seem to show that the Bridger contains slightly older deposits than the Washakie, though the two may be in part contemporaneous. Some of the differences to be noted are, no doubt, due in part to the fact that the Bridger basin has been much more frequently and thoroughly explored than the Washakie, and others probably to conditions of preservation, for within the limits of the Bridger basin there are localities and strata which are especially rich in certain sorts of mammals which elsewhere are much rarer. As an example of this may be mentioned the abundance of the lemuroids and other small mammals at Twin Buttes. Future explorations may perhaps therefore diminish the number of faunal differences between the two areas.

A striking fact is the greater richness and variety of the forms found in the

western basin, especially of the smaller mammals, the creodonts, lemuroids and insectivores, which are comparatively rare in the Washakie and very abundant in the Bridger. No tillodonts have yet been reported from the former. The perissodactyls are quite different. *Palaosyops* is somewhat less abundant in individuals in the eastern basin, but *P. major* and *paludosus* are both present, and there are in the Princeton Museum two undescribed species of this genus from the Washakie which differ markedly from any yet found in the Bridger, and one of them, by its great size, seems to approximate closely *Diplacodon*. *Hyrachyus* is represented by the same or similar species and in about equal numbers in both areas. On the other hand the Uinta rhinoceros *Amynodon* (= *Orthocynodon nobis*) is found only in the eastern region, and the same is almost certainly true of *Triplopus*, while *Coloroceras* occurs only in the Bridger basin. Among the artiodactyls the chief difference is to be found in the presence and frequency in the eastern basin of the large species of *Achornodon*, *A. insolens* and *A. robustus*. *Heterohyus* and *Homacodon* have not yet been reported from this region, but as representatives of these series occur in the Uinta, we may confidently expect that they will be found in the Washakie.

Another striking difference between the two basins is to be found in the *facies* of the Dinocerata so common everywhere. The great variability of these animals precludes the making of any very sharp distinctions between those of the two areas, but in a general way and with some exceptions they are in rather strong contrast with each other. The prevailing type of skull in the Bridger basin is comparatively short and broad, the nasal tuberosities are of moderate size, the parietal protuberances are placed well forward, and the parieto-occipital crest is of moderate height. The Washakie forms have generally a long narrow skull, with very large nasal tuberosities, the parietal protuberances are placed far back, the parieto-occipital crest is very high; the cervical vertebrae in these species are also as a rule shorter than in those of the Bridger area, and the animals tend to become of a larger size.

Making all due allowance for sources of error, it is difficult to believe that these differences are to be explained by geographical considerations, while on the other hand the stratigraphical relations of the Washakie beds to the underlying Green River series present objections to the assumption that the latter could have been a land surface for any great length of time. But these relations are by no means clear and very much need to be re-examined.

We have no information relative to the small area east of Vermilion creek, but in all probability it is simply an outlier of the Washakie.

From present knowledge, we are therefore justified in making a threefold subdivision of the Bridger epoch, with the Wind River beds at the base and the

Washakie at the top, and in regarding the Dinocerata as the group characteristic of the entire epoch. It is interesting to note that where the fauna of the Washakie basin departs from that of the Bridger basin, it does so in the way of resemblance to the Uinta.

The geology of the Uinta formation is even more imperfectly known than that of the earlier formations. Dr. White says of it (No. 18, p. 37): "Resting directly, but by unconformity of sequence, upon all the Tertiary or Cretaceous groups in the region surrounding the eastern end of the Uinta Mountain range, is another Tertiary group that has received the name of 'Uinta Group' from Mr. King, and 'Brown's Park Group' from Prof. Powell. It is possible that this group was deposited continuously, at least in part, with the Bridger group, but at the places where the junction between the two groups has been seen in this region, there is an evident unconformity, both by displacement and erosion." Dr. White has also informed us (orally) that the mollusca of these beds are strikingly different from those of the earlier Eocene. The Uinta deposits are composed of sandstones and clays much like those of the Bridger in appearance. They are of no great thickness and are best developed in the valley of the White River, a tributary of the Green, in eastern Utah and Western Colorado. The mammalian fauna of the Uinta formation, while very distinctly of more modern character than that of the Bridger, is nevertheless quite closely allied with it, more especially with that of the Washakie subdivision, and it should be further remembered that this fauna has as yet been only very partially explored, and we may therefore expect that future discoveries will fill up many of the gaps still existing.

The more extended study of this fauna confirms the generally accepted view that the Uinta group should be placed at the summit of the Eocene, forming the transition to the White River Miocene, with which it has many affinities. The most striking and obvious difference from the Bridger fauna consists in the absence of the great Dinocerata so characteristic of this series, of which no trace has yet been found, nor is it likely that they will be discovered in the future. If present at all, this group must have formed but a rare and unimportant factor in the assemblage of Uinta mammals. Another Bridger type of which no member has been discovered in the Uinta (with a possible exception hereafter to be mentioned) is that of the Tillodontia, which seem to have finally disappeared, unless, as some have supposed, we are to look for their successors in the Edentata. The smaller mammals are very much more scantily represented than in the Bridger, though some of this difference is perhaps due to conditions of preservation, as indeed the Uinta fossils are scantier and less well preserved than in the immediately preceding or succeeding epochs. A simi-



lar, though less striking, difference exists between the Bridger and Washakie basins with regard to the number and variety of the smaller forms. The great assemblage of lemuroids and pseudo-lemuroids which the Wasatch and Bridger show so abundantly is thus far represented in the Uinta only by the single species *Hypopsodus gracilis* Marsh; the Insectivora, Chiroptera, and Marsupialia have not been found at all, though there is hardly room for doubt that they existed, inasmuch as they occur both in the Bridger and the White River. Rodentia are also rare and only one form can be certainly named, a species of *Plesiartomys*, which genus is abundant in the Wasatch, Wind River, and Bridger beds. A second species of rodent is apparently implied by a lower incisor with a fragment of the mandible; it is, however, much larger than any known rodent of the Bridger or White River, and may possibly belong to some tillodont; but this is not at all probable, as the tooth is much more like that of a rodent, besides being smaller than that of any Bridger tillodont. We have still therefore to search for the forerunners of the beavers, mice, and hares of the White River.

So far but a single creodont is certainly known to occur in the Uinta fauna, a very large species of *Mesonyx*. This family ranges therefore throughout the Eocene of North America, being represented by *Dissacus* in the Puerco, *Pachyama* in the Wasatch and *Mesonyx* in the Bridger and Uinta. The absence of the upper molars from the specimen before us precludes the possibility of a final reference of it to *Mesonyx*; but there can be no doubt that it is a member of the family. A second creodont is perhaps indicated by a small lower sectorial molar and a premolar; if so, the animal must have belonged to the *Miacidae*, or it may be a true carnivore. The creodont nature of the specimen is the more probable on account of the greater likeness of the Uinta fauna to the Bridger. In any case this animal very probably represents the forerunner of the dog-like forms of the White River, the so-called *Amphicyon* and *Galecyon*, and possibly of *Dinictis* as well. Nothing is as yet known of any Uinta forms which would serve to connect the hyænodonts of the White River with the *Ocyrona* and *Protopsalis* of the Bridger.

The Perissodactyla of the Uinta are of great interest, as they are plainly intermediate between those of the Bridger and those of the White River. The curious family of *Titanotheridae* has its Uinta member in *Diplacodon*, which thus connects the Bridger genera *Palaeosyops* and *Leurocephalus* with the *Titanotherium* (*Monodus*) of the White River. *Hyrachyus*, so frequent in the Bridger, has apparently disappeared, its place being taken by *Triplopus*, which already occurs in the Washakie beds, though sparsely. In the Uinta it is one of the most abundant of all the fossils, and is highly characteristic of the formation. Another genus, rare in the Washakie,

abundant in the Uinta, is the rhinoceros-like *Amynodon*, a hornless form which is followed in the White River by *Metamynodon* and *Aceratherium*. The Uinta tapir is *Iscotolophus*, which is as yet represented by a single abundant species of small size. This genus appears to be represented also in the Bridger, at least there is a well-preserved specimen in the Princeton Museum which we cannot distinguish from it, and seems to have its representative in the White River beds, which Dr. Leidy has doubtfully referred to *Lophiodon*, though only for the reason that the specimen, an isolated last lower molar, could not well be distinguished from the corresponding tooth of that genus. As Leidy has suggested, this specimen most probably belongs to a very different genus (No. 7, p. 239). The equine series is represented in the Uinta fauna by two species of *Orotherium* (*Epithippus*) which stands just intermediate between *Pliolophus* (*Orohippus*) of the Bridger and *Mesohippus* of the White River, though it also is found in the Bridger.

Perhaps the most striking change in the facies of the Uinta fauna as compared with that of the Bridger lies in the importance suddenly assumed by the selenodont artiodactyls. The Bridger is not known to contain any forms which can be strictly called selenodonts, though *Homacodon* and *Helohyus* are obviously commencing to develop this type of dentition. The Uinta contains at least two clearly marked genera of selenodonts, if not more, which are very rich in individuals and thus give a very different aspect to the fauna as a whole. Of these the most abundant is *Protoreodon*, the unmistakable ancestor of the *Oreodontidae*, the peculiar family which is so eminently characteristic of the American Miocene. By the five-lobed construction of the upper true molars, *Protoreodon* indicates the line of connection with the bunoselenodonts of the earlier Eocene, especially, if we may judge from the molar teeth alone, with *Helohyus*. The other clearly defined Uinta selenodont is *Leptotragulus*, the most ancient unequivocal member of the Tylopoda and closely related to the White River genus *Poebrotherium*, though in many respects more primitive. The absence of the upper molars from our specimens prevents comparison of this type with *Homacodon*, from which it was perhaps derived. The Uinta has thus yielded forerunners of the two most important and characteristic groups of White River selenodonts; it remains for future investigation to bring to light the ancestors of *Leptomeryx* and *Hypopotamus*, though the latter is not improbably an immigrant from the Old World. No Bunodonta have as yet been found, and the origin of the White River genera, *Perchoerus*, *Entelodon*, etc., is still obscure. Our knowledge of the Bridger bunodonts is still very imperfect.

It will be evident from the above statements that the affinities of the Uinta fauna are most closely with the Bridger, as at least five genera are common to the

two horizons, *Plesiartomys*, *Mesonyx*, *Triplopus*, *Amynodon* and *Orotherium*, while on the other hand no genus passes through from the Uinta into the White River, unless one agrees with Cope (No. 2, p. 455) in regarding *Metamynodon* as identical with *Amynodon*. While this is true, the Uinta fauna is no less clearly the forerunner of the White River fauna; what there are strong reasons for believing to be the ancestors of the hyracodonts, the titanotheria, the rhinoceroses, horses, tapirs, camels and creodonts, the dog-like carnivores, and the sciuriform rodents of the White River, all are to be found. We cannot therefore agree with Schlosser (No. 13, p. 60) in regarding this formation as Oligocene, which in fact seems to be an unnecessary term in the classification of our Tertiary lacustrine deposits, the division between the uppermost Eocene, represented by the Uinta, and the lowermost Miocene, represented by the White River, being quite sufficiently clear.

The following partial list of genera will indicate the relations between these three formations. The Wasatch genera, which penetrate only into the Wind River beds, are omitted from the list:

BRIDGER.	UINTA.	WHITE RIVER.
Dinocerata		
Tillodontia		
Styolophus		
Mesonyx	Mesonyx	
Miacis	? Miacis	
Oxyaena	?	
Protopsalis		Hyaenodon
		Daphanus (Amphicyon)
		Cynodictis
		Dinictis
		Hoplophoncus
Antiacodon		
Anisacodon		
Passalacodon		
Ictops	?	Leptictis
Plesiartomys	Plesiartomys	Ictops
		Sciurus
		Gymnoptychus
		Helicomyx
		Ischyromys
		Eumys
		Palaecastor
		Palaolagus
Colonyms		
Mysops		
Omomys		
Hyopsodus	Hyopsodus	Laopithecus
Tomotherium	?	Menotherium
Limnotherium		
Microsops		
Niphacodon		
Holohyus	Protoreodon	Didelphys
	?	Oreodon
Homacodon	Leptomargulus	Agriocherus
Achenodon	?	Poebrotherium
		Entelodon
		Percherus
		Leptochirus
		Hypotamias
		Leptomys
		Hypidodus
Lambdaotherium		

## THE MAMMALIA OF THE UINTA FORMATION.

BRIDGER	UINTA.	WHITE RIVER.
Palæosyops		
Telmatotherium	Diplacodon	Titanotherium
Isectolophus	Isectolophus	Mesotapirus
Hyrachyus		
? Triplopus	Triplopus	Hyracodon
Orotherium	Orotherium	
Pliolophus		Mesohippus
Colonoceras		
Amynodon	Amynodon	Metamyndon
		Aceratherium
Nyctilestes		Domina
Vesperugo		
Nyctitherium		

## PART II.

BY WILLIAM B. SCOTT.

## THE CREODONTA, RODENTIA, AND ARTIODACTYLA.

## PRIMATES.

## HYOPSODUS GRACILIS Marsh.

This species is the only one of the pseudo-lemuroids which has as yet been reported from the Uinta deposits. This group is exceedingly abundant in the Bridger, especially in the Bridger basin; it has become more rare in the Washakie, and although the Uinta has yielded but one species as yet, others will no doubt be found. The change from the Bridger will, however, almost certainly remain a very striking one in the reduction of these animals. They are not certainly known to occur in the White River, though some specimens have been referred to the group (*Laopithecus*, *Menotherium*).

## CREODONTA.

## MESONYX Cope.

*M. UINSENSIS* Scott (No. 16, pp. 168, 169); Pl. X, Fig. 9. The specimen upon which this species is founded consists of five isolated lower molar and premolar teeth, an incisor, a canine, one upper premolar and fragments of the mandible, including the condyle. The reference to *Mesonyx* is somewhat uncertain on account of the absence of the upper molars; there can be no doubt, however, that the species belongs to the family *Mesonychidae*, and it is of interest as being the largest and latest known member of that long-lived and most curious group of creodonts. This species may be distinguished from those of the earlier Eocene formations by very much greater size and by the fact that the anterior basal cusps of the lower molars are much reduced.

The incisor is peculiar and consists of a broad and rounded simple crown; it is of large size and contrasts strongly with the incisors of the Bridger species *M. obtusidens*; the canine and upper premolar differ from the corresponding teeth of the

Bridger species only in size. Since the first account of this species was written, we have found that the order of the teeth was there incorrectly given; what was there described as the second premolar being probably the third molar. The most anterior premolar of the lower series preserved in the specimen is probably the second (see Pl. X, Fig. 9). This is a relatively small tooth, implanted by two fangs and with a low, rather elongated crown, which consists of a median cone and faintly separated anterior basal tubercles; this tooth is therefore somewhat differently constituted from the second lower premolar of *M. obtusidens*, in which the anterior tubercle is not indicated at all, and the posterior one scarcely so. The fourth premolar has nearly the shape and size of the true molars, consisting of a high and massive, backwardly directed principal cusp, which is separated by a deep and narrow cleft from the large trenchant heel. The latter is as long from before backwards as the main cusp and is strongly convex on the outer side and concave on the inner. This tooth differs from the fourth premolar of *M. obtusidens* only in the absence of the anterior basal cusp. The first true molar has the same construction as the tooth just described, but is larger, and the main cusp is remarkably massive; there is an indication of the anterior basal cusp, but it is much less distinctly marked than in the Bridger species. This tooth is the largest of the series and considerably exceeds in size the lower sectorial of a full-grown lion. The second molar differs from the first only in being a little smaller and in the still greater reduction of the anterior basal cusps. The development of these cusps varies greatly in the different genera of the family; in *Dissacus* of the Puerco they are fairly well developed; in the Wasatch genus *Pachyena* they are greatly increased in size, becoming as large as the heel, which gives the inferior molars a trifold appearance when seen from the side. In the Bridger species of *Mesonyx* these cusps become much smaller, being greatly exceeded in size by the talon, while in *M. uintensis* they have almost disappeared, entirely so in fact, from the fourth premolar. The third molar is very small, and is even more reduced in size than in *M. obtusidens*, which reduction chiefly affects the talon; in the Bridger species the talon is of good size, but in the specimen before us the heel is a mere rudiment. The main cusp is also more compressed and pointed. The third molar is very differently developed in the various genera of the family; in *Dissacus* and *Pachyena* m. 3 is nearly or quite as large as m. 2; in *Mesonyx obtusidens* it is distinctly smaller, the proportions being 7:9, and in *M. uintensis* it is still smaller, as 3:5. This reduction in *Mesonyx* is, of course, correlated with the loss of the last upper molar, and the proportions in the Uinta species would seem to indicate that the second upper molar was undergoing a similar reduction.

It has been generally assumed that the molar teeth of the *Mesonychida* are of

an exceedingly primitive pattern. As far as the upper molars are concerned this is no doubt true, these teeth never varying from a simple tritubercular pattern. *Dis-sacus*, however, shows that the lower molars were originally of the tuberculo-sectorial pattern, as the postero-internal cusp is distinctly present, from which it follows that the simplicity of the *Mesonyx* molars has been attained by the suppression of parts, somewhat in the same fashion as has been done in the lower sectorial of *Hyracodon* and the *Felidae*. These lower molars of *Mesonyx* can, however, hardly be called sectorial, as the shearing action is limited by the small height of the outer tubercles of the upper molars. The cusps of the lower series are, therefore, worn upon the summits and very rapidly become blunted and worn down.

A second specimen, consisting of parts of two metatarsals and a phalanx, should probably be referred to this species, as their shape and character are very similar to those of *M. obtusidens*. The latter species is remarkable for the small size and weak development of the feet, but if these bones from the Uinta are correctly referred, *M. uintensis* must have had very different proportions, for they are considerably shorter and much more massive than in the lion. It is obvious that the Uinta *Mesonyx* must have been a very formidable animal, much more so than the more highly organized carnivores and creodonts (except *Hemipsalodon*) which succeeded it in the White River epoch.

<i>Measurements.</i>	<i>M.</i>
Diameter of incisor (fore and aft).....	.011
"          "    (transverse).....	.011
Diameter of canine.....	.022
Length second lower premolar.....	.014
"    fourth    "    ".....	.028
Thickness "    "    ".....	.012
Length lower molar series.....	.078
"    first molar.....	.031
Thickness first molar.....	.015
Length second ".....	.029
Thickness second molar.....	.015
Length third ".....	.018
Transverse diameter of mandibular condyle.....	.037

#### MIACIS Cope.

This genus of creodonts is the one which most closely approximates the true Carnivora and is characterized by the sectorial pm 4 and m 1. This is also true of *Didymictis*, but here the last upper molar is wanting and the lower sectorial is of very different character.

?*MIACIS VULPINUS* S. & O. (Syn. ? *Amphicyon vulpinum* S. & O., No. 17, p. 255). Since our preliminary account was written we have had the opportunity of examining various specimens of *Amphicyon*, which show that our tentative reference of the Uinta species to that genus must have been incorrect. It is equally clear that the species cannot belong to *Cynodictis*, or to any of the flesh-eaters known to occur in the White River beds, whereas it may very well be a species of *Miacis*, and in view of the similarity of the Uinta fauna to that of the Bridger, this will probably turn out to be the case. The specimen consists of an isolated inferior premolar and first molar.

The premolar, probably the third, consists of a high, acute and compressed cone, with rudimentary posterior heel; a cingulum runs entirely around the crown and is most conspicuous on the anterior surface. The principal cusp is not complicated by the development of accessory tubercles upon it. The sectorial is canine in appearance; the anterior portion consists of three cusps arranged in the ordinary triangle, of which the external is the larger and flattened on the outer side; the anterior cusp is still very low and the sectorial blade is therefore much less completely developed than in *Cynodictis* and hardly more so than in the Bridger species of *Miacis*. The heel of the sectorial is low and small and not very distinctly basin-shaped.

## RODENTIA.

### PLESIARCTOMYS Bravard.

Of all the rodents of the American Eocene, this genus is by far the most abundant and characteristic, being found in all of the formations above the Puerece, which indeed has hitherto yielded no rodents at all.

This genus has been defined by Cope (No. 3, p. 175-6) as follows: "The crowns of the inferior molars support four rather small and strictly marginal tubercles, which inclose a median valley. The anterior inner tubercle is more elevated than the others, and the posterior two tubercles are connected by a low ridge on the posterior border, which may be more or less tubercular on the last molar. In some of the species the marginal tubercles are merely elevations of the margin, while, in others, the adjacent tubercles of a pair approximate, so as to form a pair of interrupted cross-crests.

"There are five superior molars, of which the anterior is of small size. They resemble those of *Sciurus*, but the transverse crests are obsolete or wanting. The positions corresponding to their external extremities are marked by more or less dis-



inct cusps. There is a single internal tubercle of the crown. In the third and fourth molars of *P. delicatissimus*, I observe rudiments of a second internal tubercle.

"The incisor teeth are compressed, with narrow anterior face. The enamel is not grooved and is little or not at all inflected on the inner side of the shaft, while it is extensively so on the external face. There is a large round *foramen infraorbitale* like that of *Ischyromys* and *Fiber*, and entirely unlike that of *Gymnoptychus* and *Sciurus*, conforming in this respect to the forms of the extinct group of the *Protomyidae* of Pomel."

PLESIARCTOMYS SCIUROIDES S. & O. (Pl. XI, Figs. 1-2). The specimen upon which this species is founded consists of a skull, lower jaw and several limb-bones. It differs from the Wasatch and Bridger species principally in the character of the superior molar teeth, in which the transverse crests, wanting in the earlier members of the genus, are clearly though not very prominently developed. There are also several differences of minor importance in the structure of the skull. These characters may possibly be regarded as of generic value, but the changes are so slight and the agreement with the typical species of *Plesiarctomys* so close, that we do not feel justified in forming a new genus. In size the Uinta species is very small, much inferior to *P. delicatissimus*.

The *skull* is very much like that of the last-named species, but with some not unimportant differences. The muzzle is rather shorter, though both longer and broader than in *Sciurus*; the nasal bones are considerably broader behind than in front, thus reversing the proportions found in *Arctomys*; their anterior ends are somewhat thickened and slightly divergent, and posteriorly they terminate on the same transverse line as the premaxillaries; the latter are quite large and exhibit a considerable surface upon the dorsal side of the skull. The frontals have a broad and nearly straight anterior edge, but narrow very rapidly, showing a very strong postorbital constriction of the cranium and no trace of postorbital processes, as is the very general rule among the more ancient rodents; they also seem to have a smaller antero-posterior extent than in *Sciurus*, though this cannot be definitely decided. This portion of the skull has quite a different aspect from that seen in the two other species, of which the structure of the cranium is known, *P. delicatissimus* and *P. hians*. It differs from the former in that the postorbital constriction is less decided and less elongated from before backwards, while the frontals are much more widely expanded in advance of the constriction and over the orbits; the superciliary ridges seem also to be somewhat more prominent. So far as one can judge from Cope's figure (No. 3, Pl. XXIV, Fig. 5) the postorbital constriction is deeper and the cranium more tapering in front in *P. sciuroides* and *P. hians*.

As in the other species the infraorbital foramen is in the species before us large and situated more immediately beneath the orbit than in *Sciurus*. The shape of the lachrymal cannot very well be made out. The parietals are apparently very long; they are broader than in *Arctomys*, narrower than in *Sciurus*, and the sagittal crest is barely indicated. The squamosal has, of course, a corresponding development; the zygomatic arches are very slender and compressed; they do not arch out very strongly from the sides of the cranium and are somewhat shorter than in *P. delicatissimus*. The anterior part of the arch is shaped much as in *Sciurus*, but the jugal has a somewhat greater vertical depth.

The occiput is very broad and low; in the median line it forms a slight convexity over the vermis of the cerebellum, and on each side of this there is a rather deep depression. The paroccipital processes are very short, and the *foramen magnum* very large. The base of the skull is much injured, but enough is preserved to show that the basi-occipital is rather broad and flat, and that the tympanic bullæ are moderately inflated. The posterior nares are rather long and their anterior edge extends to the front of the last molar; in *Sciurus* and *Arctomys* it is altogether behind the molar series. The mandible is relatively more robust than in *P. delicatissimus*; the masseteric fossa is, however, not so deep, and extends forward to beneath the second molar; the coronoid process is shorter, more slender and pointed, and the notch between it and the condyle is not so deep.

The *brain* is in general like that of *P. hians*, but the cerebellum is proportionately larger, the hemispheres shorter, broader behind and tapering much more rapidly forwards; the olfactory lobes are also narrower.

The *Dentition*. The molar formula of this species, like that of the other members of the genus is pm. 2, m. 3. In the upper series the penultimate premolar (pm. 3) is implanted by a single fang and has a very small and simple crown, thus differing strongly from the large pm. 3 of *Arctomys*. Pm. 4 is nearly as large as the molars. The crown is of triangular shape and consists of three tubercles at the angles of the crown, with a fourth one intercalated between the internal and postero-external cusps, thus forming an interrupted posterior crest; the antero-external cusp is the largest and most prominent of the three. This tooth resembles much the corresponding one of *Arctomys*, but with the difference that the posterior line of tubercles have not coalesced to form a crest and that the cingulum is much less strongly developed on the front of the crown. The molars are very closely like those of *Sciurus*, but of more distinctly triangular shape. In m. 1 and 2 there are two external cusps from which



DIAG. 1.—Upper and lower molars of *P. sciuroides*.  $\times \frac{1}{2}$ .

run two crests, meeting at the internal cusp and thus forming a V. In *Sciurus* the crown is somewhat expanded behind the posterior crest, thus making the inner side of the tooth nearly as broad as the outer; in *P. sciuroides* this expansion is much less marked. M. 3 has but a single transverse crest with a broad basin-like expansion behind it. The upper molars of *Plesiarcetomys* are obviously of the same fundamental type as those of *Sciurus* and *Arctomys*; their chief difference from the latter consists in the fact that the cingulum on the anterior side of the crown is not strongly developed and is scarcely visible from the side, whereas in *Arctomys*, this portion of the cingulum is very prominent and gives the side view of the tooth an appearance of being composed of three distinct transverse crests.

The lower teeth are much worn, and it is therefore rather difficult to analyze their construction. The single premolar is composed of a pair of anterior cusps, of which the inner one is high and pointed, the outer one very small and but faintly distinguished from its neighbor, and a low heel. The molars have four cusps surrounding a median depression, of which the antero-internal one is much the most prominent. The presence or absence of connecting crests could not be clearly made out. The resemblance of these teeth to the lower molars of *Sciurus* is very close.

The *humerus* is short and very slender with large head and low, inconspicuous tuberosities; the bicipital groove is distinctly deeper than in *P. delicatissimus*, and the deltoid ridge is quite long and prominent. The distal end of the specimen is broken, but enough remains to show that the epicondylar foramen is present and that the supinator ridge is somewhat less prominent than in the Bridger species so frequently referred. Whether the Uinta species had such a prominent internal epicondyle is not certain.

The *tibia* is quite long, slender, and strongly arched forwards; the distal end is quite deeply grooved for the astragalus and the internal malleolus is well developed. The fibula, although not preserved in the specimen, was evidently entirely distinct, as the outer face of the distal end of the tibia is uninjured and exhibits no trace of co-ossification with the fibula.

	<i>Measurements.</i>	<i>M</i>
Length of skull . . . . .		.061
Breadth of skull in front of orbits . . . . .		.025
"    "    behind    "    . . . . .		.010
Length of lower jaw . . . . .		.028
Length upper molar series . . . . .		.013
"    lower    "    "    . . . . .		.012
Antero-posterior diameter of lower incisor . . . . .		.003
Transverse    "    "    "    . . . . .		.002
Length of humerus (estimated) . . . . .		.043
"    of tibia . . . . .		.066

The chief interest which attaches to *Plesiarctomys* lies in the light which it throws upon the difficult problem of the origin of the rodent dentition. As to this question Schlosser says: "Die Zähne dieser ältesten Formen erinnern einigermassen an das *Omnivoren*-Gebiss. Doeh lässt sich die ursprüngliche Beschaffenheit nicht mehr ermitteln. Wahrscheinlich bestand der einzelne Backzahn aus sechs Hügeln ('Denticules'), deren je drei in einer Zahnhälfte vorhanden waren. Der Typus eines solchen *Primitiv-Omnivoren*-Zahnes ist noch am besten in den oberen Molaren von *Dichobune* erhalten. Hier tritt nicht selten noch der sechste Hügel auf, worauf schon Kowalevsky aufmerksam gemacht hat. Bereits zu Anfang der Eocaenzeit erscheint eine grosse Anzahl verschiedener Nager, die indess nur insoferne unter einander verwandt sind, als sie mit Ausnahme von ganz wenigen Arten—*Myomorpha*—als Mittelformen zwischen den in der Jetztwelt ziemlich scharf getrennten *Hystricomorphen* und *Sciomorphen* angesehen werden müssen. Auch fehlen keineswegs Mittelformen zwischen diesen und den *Myomorphen*" (No. 14, pp. 98-99). After a further discussion of the subject Schlosser concludes that the rodents are to be derived from the marsupials.

*Plesiarctomys* lends but little support to these views, and this genus is entitled to special consideration as being one of the oldest if not the very oldest known form of rodent. Here the superior molars are plainly of the tritubercular pattern, forming distinct crests only in the later species. The inferior molars show the anterior triangle of three cusps with a talon behind, or what Cope has termed the tuberculo-sectorial molar. This is the type of dentition which is all but universal in the Puerco fauna, ungulates, creodonts and lemuroids all exhibit it, and *Plesiarctomys* seems to show that the rodents are to be derived from the same generalized group of primitive placental mammals, the Bunotheria, to which we refer the origin of the types just mentioned. It is, to say the least, very suggestive that the most ancient known types of rodents should exhibit the tritubercular plan of molar structure so unmistakably, though it must be admitted that this of itself is not conclusive against their derivation from the marsupials. It removes, however, the necessity of such a derivation, and the other reasons assigned by Schlosser for his view do not appear to be very cogent.

*Plesiarctomys* is, on the whole, to be regarded as a member of the Sciomorpha, but certain features, such as the large infraorbital foramen and the absence of post-orbital processes, are points of resemblance to the Hystricomorpha. This association of characters, as is shown in the passage already quoted from Schlosser, is very generally found to occur in the Eocene rodents.

## ARTIODACTYLA.

## LEPTOTRAGULUS S. &amp; O.

Our preliminary account of this genus was founded upon the mandible and inferior dentition. Since then a considerable amount of new material has been brought to light in the collection which materially modifies some of our conclusions. The genus may be thus defined: Selenodont artiodactyls with probably unreduced dentition: lower premolars simple and trenchant; molars with short crowns; the crescents of the lower molars are more or less trihedral, and the internal ones not flattened into thin laminae. The ulna and radius closely applied, but not coalesced: the number of functional digits in the manus probably four, in the pes two.

LEPTOTRAGULUS PROAVUS S. & O. (Pl. VII, Figs. 9-16). This species, the only one as yet certainly indicated from the Uinta deposits, is represented in the collection by several specimens, including the mandible, inferior molar series and last premolar, some fragments of vertebrae and portions of the humerus, ulna and radius, metacarpus, phalanges, scapula, tibia, tarsus and metatarsus. Imperfect as these remains are, they suffice to show the principal characters and systematic position of the genus with sufficient clearness. Unfortunately no part of the skull or of the upper teeth has as yet been identified.

The *Mandible*. Only the horizontal ramus is preserved in any of the specimens; this is elongated, compressed and slender, becoming especially thin beneath the anterior premolars, and thus offering a strong contrast to the short deep mandible of *Protoreodon* with its abrupt chin. The symphysis extends back nearly as far as the front of the second premolar; two minute venous foramina are placed, one above the other, beneath the third premolar.

*Dentition*. The fragmentary state of the specimens prevents the determination of several important points with reference to the lower teeth of this genus. Thus, the number and character of the incisors and canines are altogether uncertain, though probably they were present in full. In front of the third premolar is a short diastema, and in advance of this occurs a pair of obliquely placed alveoli, which may have contained the first premolar, or the canine and lateral incisor, which latter view seems the more probable on account of the procumbency indicated, though this would necessitate an exceedingly short symphysis. In this case, the number of lower premolars would be but three. The premolars are very simple and trenchant, and in general appearance quite like those of *Tragulus*. Pm. 2 has a very compressed and sharply trenchant crown; it has a sharper posterior edge than in *Tragulus* and is apparently not divided, as in that genus, by a cleft. Of pm. 3 only the fangs are left. Pm. 4 is slightly

more complicated than its predecessors; it consists of a high, acute, and compressed cone with a small and sharp antero-internal tubercle; from the inner side of the apex of the principal cusp there runs downwards and backwards a thin ridge, which encloses a very narrow valley between itself and the outer posterior edge of the crown. The corresponding tooth in *Tragulus* has quite a different appearance.

The molars are very brachyodont and are rather short in the antero-posterior direction; the inner cusps are conical and thick, not flattened out into thin plates; the outer crescents are somewhat trihedral in section and rather angular than curved. The valleys are widely open at the top, but rapidly narrow below, becoming mere slits after a moderate degree of attrition. The two valleys of the same tooth are not quite connected, being separated by the deep constriction between the two outer crescents and by the coalescence of the posterior turn of the anterior crescent with the inner wall of the tooth. They are, however, closely adjacent and even in an advanced stage of wear do not become widely separated. The cingulum is quite strongly marked upon the anterior and posterior faces of the crown, as well as between the outer crescents, where it forms a distinct accessory column, which is largest on the first molar. The heel of the last molar is relatively large and encloses a broad valley; a narrow cleft appears upon its inner wall.

The teeth associated with the skeletal fragments about to be described are so much damaged that their reference to this genus is not quite certain, though very probable; they are somewhat larger than those of the type specimen, and may, perhaps, represent a second species.

*Vertebre.* An isolated atlas is probably to be referred to this genus. It just reverses the proportions of the atlas of *Protoreodon* in being long and narrow, and with but slightly extended transverse processes; between the anterior and posterior articular surfaces the body of the vertebra is deeply constricted. The anterior cotylus for the occipital condyle is very deep and transversely extended, narrow from above downwards, and is slightly notched on the outer edge. The transverse processes are thin plates and do not appear to be perforated at the base by the vertebrarterial canal. The surfaces for the centrum of the axis are flat, oval and placed almost transversely; there is no facet upon the posterior edge of the inferior arch of the atlas, for the centrum of the axis beneath the odontoid process, such as occurs in the camels and true ruminants. Fragments of other vertebrae occur in the collection, which undoubtedly belong to *Leptotragulus*, but they are not sufficiently well preserved to warrant description.

Of the *scapula*, the distal portion is preserved. The glenoid cavity is oval in shape, the antero-posterior diameter exceeding the transverse; the coracoid is promi-

ment and but little recurved. The position of the spine is somewhat different from that seen in the recent selenodonts, in which the spine is placed in advance of the median line, thus making the prescapular fossa much smaller than the postscapular. This inequality is also shown in a less degree in *Leptotroquulus*, in which respect this genus agrees with the earlier selenodonts, such as *Anoplotherium* and *Oreodon*.

Of the *humerus* we have only the distal end, which, however, shows some interesting characters. The internal epicondyle is not prominent and is pushed to the posterior side; the inner condyle of the trochlea is much extended transversely, while the outer condyle is narrow; the intercondylar ridge is not prominent, and is above rounded and rather broad, but rapidly becomes narrow and sharp. This portion of the humerus forms a strong contrast to that of the oreodonts, which finds a parallel only in *Anoplotherium*. The anconeal fossa is deep and narrow and appears to perforate the shaft.

The *ulna* and *radius* are very closely applied together, but they do not coalesce, at least in the proximal portion, whatever may be true of the distal end. The ulna has a heavy and prominent olecranon and a deeply incised sigmoid notch, with a recurved superior margin. The contact with the humeral condyles is limited to very small inner and outer facets, which are but continuations backwards of the corresponding radial facets. The shaft is quite broad at the level of the head of the radius, but rapidly tapers below this point and becomes very slender and reduced. The head of the radius is both broad and deep; it is only slightly concave, and the division into facets only obscurely marked; the anterior margin rises somewhat towards the inner side; the groove for the intercondylar ridge is very shallow, and the front margin is not notched. Below the head, the shaft tapers and becomes more rounded. Unfortunately neither the distal ends of the forearm bones, nor any of the carpal elements, have been found.

The *femur* is represented by a much damaged proximal end, which, however, presents some interesting features. The head is small, hemispherical, and set upon a long and very distinct neck; the pit for the *ligamentum teres* is but faintly marked. The great trochanter is broken away, but it was obviously large and, with the strongly projecting neck, makes this region of the bone unusually broad. The second trochanter is large, rugose and prominent: what appears to be the remains of a ridge, connects this trochanter with the greater one, as in *Hypopotamus*, to the femur of which this fragment bears considerable resemblance. The shaft is broad and flattened above, but appears to taper rapidly and to become more rounded below.

Of the *tibia* we have only the distal end, with fragments of the proximal condyles, which, however, are too much injured for description. The lower portion of

the shaft is transversely extended and quite massive, expanding but little into the distal end. The articular surfaces for the astragalus are quite deeply incised and separated by a prominent intercondylar ridge. The outer edge of the distal surface shows a narrow facet for the fibula, indicating that the latter had commenced to shift beneath the tibia; though the narrowness of this facet and the large rugose surface upon the external side of the tibia, make it probable that the reduction of the fibula was by no means complete. It has, however, clearly begun.

The foot structure of *Leptotragulus* is very curious, though we are unfortunately not in a position to give a complete account of it. The *manus* seems to have possessed four functional digits, and is represented in the specimen before us by the proximal ends of what appear to be the second and fourth metacarpals. Me. II (?) is slender, but hardly more reduced than in *Oreodon*. Its proximal end shows three facets, of which the largest is a concave one for the trapezoid, and behind this a separate one for the trapezium; a small oblique surface towards the ulnar side seems to be for the magnum, thus indicating an "unreduced" type of manus. Me. IV is much stouter and has a trihedral shaft and a simple, saddle-shaped surface for the unciform. On the ulnar side is a deep depression, apparently for the fifth metacarpal. This account is given with reserve, as the fragments described are too imperfect for certain identification, and the differences indicated between the fore and hind foot are very remarkable.

The *pes* is fortunately much better preserved than the manus. The calcaneum is rather long, compressed and deep, with approximately parallel edges. The fibular facet is prominent, strongly arched from before backwards and descending abruptly in front. An astragalar surface is on the inner side of this facet and forms a sharp angle with it. The distal end of the calcaneum is very narrow, but of considerable antero-posterior extent, and bears upon its inner side an unusually large surface for the astragalus. The latter is strikingly high and narrow; the proximal condyles are small and quite widely separated; the outer one is divided by a considerable interval from the cuboidal facet, while the inner extends further down and reaches the navicular surface. The fibular facet upon the outer condyle is very long. The distal trochlea is unevenly divided between the facets for the navicular and cuboid, the latter being very narrow. The inferior surface for the *sustentaculum tali* is long and narrow and separated by a deep pit from the overhanging external proximal condyle. The cuboid is high, narrow, and deep (antero-posteriorly); the calcaneal facet is arched from before backwards and in front descends much below that for the astragalus; it is also slightly broader than the latter; upon the tibial side of the cuboid are two small and widely separated facets for the navicular, the position of which indicates that the



latter bone was comparatively low, and the cuneiforms high. The distal end is entirely occupied by the large facet for metacarpal IV, though what seems to be a small facet for mt. v occurs upon the external side. The posterior hook-like process of the cuboid is long, heavy and recurved.

The metatarsus apparently consists of two functional members, though grooves and facets upon the sides of these indicate the presence of at least the proximal portions of the lateral metatarsals. Mt. II appears to have been less reduced than mt. v. The median pair are more slender than the corresponding metacarpals, and were probably more elongate; their shafts are flattened and the approximate surfaces very closely applied, but show no tendency to coossify; both have strong posterior projections from the proximal ends. The head of mt. III would seem to indicate that the meso and ectocuneiforms were not coossified. Mt. IV covers the entire distal surface of the cuboid, allowing to mt. v only a lateral connection with that bone. The distal ends of the median metatarsals at once suggest the characteristic cannon-bone of the Tylopoda, and are remarkably like those of the White River representative of that group, *Poebrotherium*. The articular surface is but slightly marked off from the shaft, and the keel, though prominent, is confined entirely to the palmar side. When the ends of the two metatarsals are placed together they exhibit a slight divergence, as is the case in a much more marked degree in the recent Tylopoda.

The *phalanges* of the proximal row are long and slender and curved outwards; the proximal surfaces are somewhat symmetrical, causing a slight divergence of the toes. The ungual phalanges are high, compressed and pointed, and somewhat flattened on the internal (approximate) sides; they resemble the unguals of the antelopes much more than those of recent Tylopoda.

#### *The Systematic Position of Leptotragulus.*

In our preliminary account, drawn up from the mandibular dentition only, we inclined to the view that this genus was allied to *Prodremotherium*, and was, perhaps, the forerunner of the White River *Leptomeryx*. The new material identified since that description was written, as well as direct comparison with original specimens of *Prodremotherium*, shows that our former conjecture is entirely untenable. The teeth, and still more strongly the skeletal fragments, prove that *Leptotragulus* is very closely allied to *Poebrotherium*, and is, therefore, the earliest known representative of the Tylopoda. If more perfect specimens should confirm the doubtful indication in the type of the loss of the first lower premolar, this species, at least, could not be placed

in the direct line of descent, though in any event it is but slightly removed from that line.

The inferior premolars are composed of the same elements as in *Poebrotherium*, but have quite a different appearance, owing to their moderate antero-posterior extent, while in the latter genus they are very much elongated; the difference between the two being least marked in the case of the last premolar. The most important distinction in the molars of *Leptotragulus* from those of the White River genus consists in their completely brachyodont character; they are also not so far removed from the bunodont pattern; the inner cusps are stout and conical, and the outer distinctly trihedral, while in *Poebrotherium* the crescents, and especially the internal ones, are compressed into thin laminae. The crescents are not so sharply separated by deep constrictions, and the valleys are more nearly confluent in the Uinta genus; the heel of the last molar is also proportionally larger and contains a deeper valley. Another difference consists in the absence from the molars of *Poebrotherium* of the small columns developed from the cingulum between the outer crescents. The elongated slender shape of the mandible recalls that seen in *Poebrotherium*.

The atlas is almost a reduced copy of that of *Poebrotherium*, but the notch at the side of the anterior cotylus is not nearly so deep, and there is no articular surface developed on the hinder edge of the inferior arch to connect with the centrum of the axis below the odontoid process.

The scapula has a more oval glenoid cavity, a less prominent coracoid, and the spine is placed more nearly in the median line; the intercondylar ridge of the distal end of the humerus is narrower and less prominent.

If we may trust the account given above, the manus is very different in the two genera in that the manus of *Leptotragulus* is but slightly reduced, and that the second metacarpal retains its connection with the magnum. The fibula seems also to be less reduced, though the process has obviously begun. The tarsus, metatarsus and phalanges are much like those of *Poebrotherium*, with only slight differences, such as the larger size of the cuboid hook and the relative narrowness of that bone. The unguals are very closely alike in the two genera, and indicate that the peculiar foot structure which characterizes the camel and llama could not have occurred in the Uinta and White River representatives of the group, which probably had feet with the general appearance of those of the ordinary ruminants. The pad or cushion developed, no doubt, *pari-passu* with the formation of the peculiar cannon-bone with its diverging distal ends. The ungual phalanges of *Protolabis* and *Procamelus* have not as yet been identified, but there is every reason to suppose that they exhibit successive stages of reduction.

*Leptotragulus* is, therefore, to be regarded either as the direct ancestor of *Poebrotherium*, or as very closely connected with that ancestor. Unless, however, the doubtful indications of tetradactyl feet in the Uinta genus should be confirmed, it throws no great amount of light upon the vexed question of the origin of the camels and their relations to other selenodonts. Among the imperfectly known and sparsely represented artiodactyls of the Bridger, the one which most clearly suggests itself as a forerunner of *Leptotragulus* is *Homacodon*. This animal is described by Marsh (No. 9, p. 364) as being "very nearly allied to *Helohyus*, and but a single step away from this genus towards the selenodonts. \* \* \* This primitive selenodont had forty-four teeth, which formed a nearly continuous series. The molar teeth are very similar to those of *Helohyus*, but the cones on the crowns have become partially triangular in outline, so that when worn the selenodont pattern is clearly recognizable. The first and second upper molars, moreover, have three distinct posterior cusps, and two in front; a peculiar feature, which is seen also in the European genera, *Dichobune* and *Cuinotherium*. There were four toes on each foot, and the metapodial bones were distinct. The type species of this genus was about as large as a cat. With *Helohyus* this genus forms a well-marked family, the *Helohyidae*."

The association of these two genera into a single family is quite inadmissible, as it ignores a fundamental difference in the construction of the upper molars; in *Helohyus* the fifth cusp is in the anterior half of the tooth, while in *Homacodon* it is in the posterior half. This latter genus belongs clearly to the *Dichobunidae*, and the published description shows no reason for separating it from *Dichobune* itself. Before identifying it with the European form, however, it seems best to wait for fuller information with regard to the American species. Similarly, in the absence of the upper molars, it would be premature to state that *Leptotragulus* is to be derived from *Homacodon*, though there is nothing in what is known of the two genera to forbid such a derivation, which may therefore be fairly assumed. If this connection should be confirmed, it would necessitate revision of the current views upon the relationships of the Tylopoda. Schlosser (No. 13, p. 42) regards this group as a branch of the same general stem which developed the *Anoplotheridae*, the *Anthracotheridae*, etc., and especially as being connected with the oreodonts, a suggestion which has also been made by Rüttimeyer (No. 11, p. 98). On the other hand, Schlosser derives the tragulines and true ruminants from the *Dichobunidae*, thus making a very radical distinction between the Tylopoda and the other existing selenodonts. If, however, the suggestion here made, that *Homacodon* and *Leptotragulus* are genetically connected, be confirmed, it follows that the Tylopoda are also to be derived from the *Dichobunidae*, and therefore from the same origin as the other recent selenodonts. Such a result would

further conclusively demonstrate that the oreodonts are but remotely connected with the camels, as is indeed made exceedingly probable by what we already know of the earlier members of the two groups. *Protoreodon*, which will be fully described hereafter, shows the unpaired cusp in the anterior half of the upper molars, just as in *Helohyus*, from which, indeed, it seems to have been derived, and its resemblance to such types as *Anoplotherium* and the (so-called) Eocene species of *Hypotamias* is very marked, and Schlosser is fully justified in associating the oreodonts with these phyla. On the other hand, the resemblances between the camels and the oreodonts are only such as are common to all the more primitive selenodonts, and indeed this peculiar family has decidedly more similarity to the tragulines than to the camels. *Leptotragulus* is almost as different from its contemporary *Protoreodon*, as *Oreodon* is from *Poebrotherium*, or *Merychyus* from *Procamelus*. The Bridger representatives of these two phyla are apparently *Helohyus* and *Homacodon*, which not improbably take their rise from a common starting point in *Pantolestes* of the Wasatch, which would thus be the progenitor of the two characteristically American groups of selenodonts, as well as through the *Dichobunidae* of the European series also. Of course, in the present state of knowledge, these suggestions can only be made tentatively; they are not yet capable of demonstration.

Whether we adopt the scheme of genetic relationships propounded by Schlosser, or the one here suggested, it necessarily follows that the word *selenodont* can only be used as a term of description and not of classification; for it seems clear that this pattern of dentition has been independently assumed by many groups of artiodactyls. Nearly all the types of selenodonts may be traced back step by step to the generalized bunio-selenodonts of the Eocene, and the resemblance between the molar teeth of such forms as *Tragulus* and *Cainotherium*, *Oreodon* and *Cervus* is much more probably due to mechanical conditions than to genetic relationship.

Measurements.	<i>M.</i>	<i>M.</i>	<i>M.</i>
	<i>* Homacodon vagans.</i>	† <i>Leptotragulus proavus.</i>	<i>Poebrotherium wilsoni.</i>
Length lower premolar series (last three).....		.021	.030
Last lower premolar antero-post. diameter.....		.007	.011
“ “ “ transverse “ .....		.003	
First lower molar antero-post. diameter.....		.008	.011
“ “ “ transverse “ .....		.005	.006
Length lower molar series.....	.017.5	.026†	.042
Last lower molar antero-post. diameter.....	.007.3	.012†	.019
“ “ “ transverse “ .....	.001	.006†	.007
Height of astragalus.....	.014	.020	

\* These measurements from Marsh, Am. Jour. Sci. and Arts (3), IV, p. 126.

† Second specimen.

## PROTOREODON S. &amp; O. (PL. VII, Figs. 1-5).

This genus is the most perfectly known and after *Triplopus* the most abundant of all the Uinta mammals. The Princeton collection contains portions of a large number of individuals representing nearly all the important parts of the skeleton and pertaining apparently to two species. The genus is to be defined as follows: "Selenodont Artiodactyla with unredneed dentition; inferior canines with the form and function of incisors, first lower premolar caniniform; superior molars of five crescents, the unpaired one much redneed and situated in the anterior half of the crown, outer wall erect and flattened; crowns very low and broad, valleys widely open; inferior molars much like those of *Agriochærus* with conical internal crescents. No diastemata in lower dental series and a very short one behind the upper canine. Cranium narrow and very much elongated, orbit open behind, apparently no lachrymal pit. Lunar resting more directly upon the magnum than in *Oreodon*; manus pentadaetyl; pes tetradactyl and inadapively reduced.

Before proceeding to describe the osteology of this remarkable genus it may be well to glance at previous notices of the Uinta selenodonts. The first one described is the *Agriochærus pumilus* Marsh (No. 8, p. 250), which is founded upon the inferior dentition. It seems highly improbable that this White River genus should occur in the Uinta, and the lower molars of *Protoreodon* being, as we have already seen, much like those of *Agriochærus*, one is led to infer that this supposed *Agriochærus* belongs to *Protoreodon*, but in the absence of the upper molars this cannot be certainly determined. Prof. Marsh (No. 9, pp. 364-5) subsequently named three genera from this formation, of which he says: "In the *Diplacodon* horizon of the Upper Eocene, the selenodont dentition is no longer doubtful, as it is seen in most of the *Artioductyla* yet found in these beds. These animals are all small, and belong to at least three distinct genera. One of these, *Emeryæ*, closely resembles *Homacodon* in most of its skeleton, and has four toes, but its teeth show well-marked crescents and a partial transition to the teeth of *Hypopotamus* from the Eocene of Europe. With this genus is another (*Parameryæ*), also closely allied to *Homacodon*, but apparently a straggler from the true line, as it has but three toes behind. The most pronounced selenodont in the Upper Eocene is the *Oromeryæ*, which genus appears to be allied to the existing deer family, or *Cervidæ*, and if so is the oldest known representative of the group." "The least specialized, and apparently the oldest, genus of this group [the oreodonts] is *Agriochærus*, which so nearly resembles the older *Hypopotamus*, and the still more ancient *Emeryæ*, that we can hardly doubt that they all belonged to the same ancestral line." "A most interesting line, that leading to

the camels and llamas, separates from the primitive selenodont line in the Eocene, probably through the genus *Parameryx*." Whether any of these genera includes the previously described *Agriochærus pumilus*, we are not informed, but the reference to the resemblance between the dentition of *Eomeryx* and that of *Hyopotamus* and *Agriochærus* may perhaps be taken to imply that the former is founded upon the superior dentition of *A. pumilus*, and may therefore be the same as *Protoreodon*. That *Parameryx* may be identical with *Leptotragulus* is suggested by the reference of the former to the camel line. However, these meagre accounts, with no species descriptions, and no accompanying figures, are insufficient for identification.

The osteology of *Protoreodon* is in most respects very similar to that of its White River successor, *Oreodon*, though in several respects it is more primitive and presents many interesting indications which serve to point out the line of descent through which this remarkable family has passed, as well as its relationships with other groups of selenodonts, both American and European.

The skull, which fortunately is in a fairly good state of preservation, presents some features of great interest. It resembles in general construction that of the *Oreodontidæ*, being in some respects like that of *Oreodon*, in others more like the skull of *Agriochærus*, while, in several ways, it is more primitive than either. As a whole the skull is longer and narrower than in the Miocene forms, a statement which applies especially to the cranium and more particularly to the posterior region of it behind the postglenoid processes, the length of which region is to a remarkable degree greater than in the later genera of the group. The face, on the other hand, is rather short, the anterior edge of the orbit being above the first molar. The cranial and facial axes are in the same straight line, and the upper contour of the skull is also nearly straight, as it is not complicated by the development of large air sinuses in the frontal region. The sagittal crest is very long and prominent, the occiput low and narrow.

As is general among the *Oreodontidæ* the parietals have a very great antero-posterior extent and form with the squamosals almost the entire cranium; posteriorly they are very narrow, but become much broader in front of the squamosals, where they send down great processes to meet the alisphenoids. The high sagittal crest extends the entire length of the parietals. The occiput is rather strongly convex, but is low and narrow, as are also the exoccipitals, which do not extend upon the side walls of the cranium. The paroccipital processes are long and slender, and are much like those in *Agriochærus*, but are further in advance of the occipital condyles and even more widely separated from the postglenoid processes than in that genus, the elongation of this region of the cranium being especially characteristic of *Pro-*

*toreodon*. From the crushed condition of this part of the skull it cannot very well be determined whether or not the periotic was exposed upon the surface, but in all probability it was. The frontals form but very little of the roof of the cranium, as they terminate just behind the orbits and are chiefly confined to the covering of the orbits and nasal cavity. The supraorbital ridges are prominent and diverge from the sagittal crest, as in *Oreodon*, terminating in long, overhanging postorbital processes, but, as in *Agriochærus*, they do not reach the jugal and the orbits are widely open behind.

The squamosals are very large and form most of the side walls of the cranium; they articulate with the parietals both superiorly and anteriorly. The zygomatic processes are very long; the free portion is compressed laterally and quite slender, but the bases have a considerable antero-posterior extent, as in *Oreodon*; the postglenoid processes are less massive, and are less produced transversely and more vertically than in that genus. The glenoid cavity is also somewhat different; Leidy thus describes it in *Oreodon* (No. 7, p. 75): "The glenoid articulation exhibits a broad surface extending outwardly on the under part of the posterior root of the zygoma. Its fore part is nearly straight and horizontal transversely, and is moderately convex antero-posteriorly, inclining forward internally and backward externally. Postero-internally it descends upon a remarkably large and strong postglenoid tubercle, which is antero-posteriorly compressed, mammillary in shape." This description applies also to the glenoid cavity of *Protoreodon*, except that the surface has a smaller extent from before backwards, it is rather more strongly convex in front and is not produced into an elevation internally; the postglenoid process is also much less massive.

In correspondence with the great elongation of the cranium the zygomatic arches are very long; the jugal is long and quite slender and has but a rudimentary post-orbital process, which is widely separated from that of the frontal; it is not notched to receive the anterior end of the zygomatic process, as in *Oreodon*, and has a somewhat greater extension upon the face than in that genus. The lachrymal, on the contrary, would seem to be smaller, and apparently had no depression or pit, though this statement cannot be made positively.

The base of the skull is unfortunately much injured and allows but little to be made out with regard to its structure. The alisphenoids are very large and have large pterygoid plates, which bound the much elongated posterior nares; the latter extends far forward between the molars and ends anteriorly in a pointed arch, so that both in shape and position it agrees closely with that of *Agriochærus*, and is quite different from that of *Oreodon*. It cannot be ascertained, whether or not the tympanic bullæ were inflated, but we may infer that they were from the fact that such

inflation occurs both in *Agriochærus* and in the oldest species of *Oreodon* which are found in the lowest horizon of the White River formation, the *Titanotherium* beds.

The maxillary resembles that of *Oreodon*, being very low beneath the orbit and extending up to the nasals in advance of the lachrymal; the alveolar portion is low throughout in correspondence with the exceedingly low crowns of the teeth, and even the portion of the maxillary which forms the side wall of the nasal cavity is proportionately lower than in the Miocene genus. The palatine processes are rather narrow, and a narrow incision occurs between the alveolus of the last molar and the palatine plate; this incision is also present in *Oreodon*, but is broader. The infraorbital foramen is situated above the penultimate (pm. 3), which is the position it occupies in *Agriochærus*, while in *Oreodon* it is placed somewhat more anteriorly. Neither nasals nor premaxillaries are preserved in any of the specimens.

The mandible is short and deep, with an abruptly rounded chin and long, very steeply placed symphysis. The condyle is shaped very much as in *Oreodon*, but the coronoid process is more like that of *Agriochærus* in being higher and more deeply separated from the condyle, and consequently less like that of the peccary. So far as can be determined the angle of the mandible was not so much thickened as in *Oreodon*; the two rami are not closely interlocked and even in old individuals show no tendency to coössification.

The *dentition* is of especial interest as it serves to connect the isolated and peculiar family of the *Oreodontidae* with the other selenodonts of the American and European Eocene.

*Upper jaw.* The superior incisors are not represented in the collection, and only the fang of the superior canine; the latter, however, shows the characteristic D-shaped section seen in *Oreodon*, and doubtless the crown presented no important differences. The same statement applies to the most anterior premolar (pm. 1). The second premolar, seen from the outer side, resembles much the corresponding tooth in *Oreodon*, having a compressed conical crown with trechant edges. Seen from below, however, it is more simply constructed, as the small internal accessory valleys are barely indicated, and the cingulum is but feebly developed. The third premolar is more transversely extended than the preceding one and has the external wall slightly concave, but is constructed essentially like it, and is consequently simpler than the same tooth in *Oreodon*. Leidy describes these premolars in *Oreodon* as follows (No. 7, p. 81): "The anterior three upper premolars are constructed after the same plan. They decrease successively in size and in the degree of development of their details of form, from the third to the first of the series. Their crown is a trilateral pyramid, with a pointed apex and a broad external cordiform



surface. The narrower internal surfaces appear as triangular inclined planes, separated by a median acute ridge extending from the point to the base of the crown. The anterior of the internal surfaces forms at the base a pair of shallow pouches, defined by a double festoon. The posterior of the same surfaces forms a single and larger pouch at the base of the crown, included by a single and thicker festoon. This latter in the third premolar almost assumes the dignity of an additional lobe to the crown, resembling the internal lobes of the true molars." In *Protoreodon* these festoons are not more distinctly marked on pm. 3 than on pm. 2, being only very faint elevations of the cingulum and single, not double, on the anterior part of the crown. Pms. 3 and 4 are each implanted by three fangs, pms. 1 and 2 by two. The last premolar has the form seen in *Oreodon* and the ruminants generally; it consists of two crescents, an internal and an external and an internal, with a strong internal cingulum. The outer crescent still retains the cordate shape and the trenchant edges seen in the anterior premolars, and is considerably larger than the external crescents of the true molars. The cingulum is not so strongly developed on the outer side, nor is the external wall of the tooth so deeply concave as in *Oreodon*.

The anterior premolars of *Protoreodon*, with their great simplicity of construction, are decidedly more like those of *Agriochærus* than those of *Oreodon*, but the fourth premolar resembles that of the latter genus, while in *Agriochærus* it has reached an extraordinary degree of complication, having almost completely assumed the molar pattern, and differing only in the rudimentary state of the postero-internal lobe.

The molars of *Protoreodon* increase in size successively from the first to the third; the crowns are very low and broad in proportion to their antero-posterior extent; the valleys are very shallow and widely open; the internal crescents are massive pyramids, and the horns are very faintly marked ridges. The external crescents are intermediate in character between those of *Oreodon* and of *Agriochærus*, in being less concave and overhanging and less deeply separated by an outward extension of the median valley than in the latter, more so than in the former, with an additional resemblance to *Oreodon* in the compressed shape of the buttress between the outer lobes and in the faint convex ridge which runs up from the apex of these crescents. The balance of resemblance, as far as the outer wall of the tooth is concerned, inclines therefore towards *Oreodon*, while the construction of the inner half of the crown and the general appearance of the whole is more like that of *Agriochærus*. A very important difference from the molars of all the oreodonts hitherto known consists in the presence of a fifth lobe situated in the anterior half of the crown; it is but slightly separated from the antero-internal crescent, with which it is apparently

beginning to coalesce. These five-lobed upper molars are found among nearly all the selenodonts of the American and European Eocene, and the discovery of *Protoreodon* confirms Schlosser's conjecture (No. 13, p. 42) that the *Oreodontidae* have been derived from animals with molars of this pattern, though this ancestral type is clearly not what he supposed it would be, namely, the common form from which both oreodonts and Tylopoda have descended.

*Lower jaw.* The incisors increase in size from the median to the lateral one; their crowns are proportionately higher than in *Oreodon* and of somewhat different shape, in that they are more flattened and quadrate in outline and the cutting edges are straighter. In the median one the cutting edge is placed nearly at right angles to the lateral edges, while in *Oreodon* the incisors are more acute and pointed. As in all the later members of this family, except *Pitheciastes*, the lower canine has assumed the form and functions of an incisor, and forms the largest of that series, while the first premolar has become caniniform, a transformation which is entirely peculiar to this line of selenodonts. Analogous changes occur in *Xiphodontherium*, where pm. 2 is caniniform, and in *Hypisodus* where the canine and first two premolars have gone over to the incisor series, but only the oreodonts show the enlargement of the first premolar and such a change of shape, that it almost deserves the name of a tusk. In *Protoreodon* the caniniform premolar is directed upwards and outwards, scarcely at all forwards; the outer side is quite strongly convex, the inner side is divided by a ridge, running down from the acutely pointed apex, into two somewhat concave surfaces, of which the anterior is somewhat the larger; the anterior and posterior edges of the crown are sharp and trenchant. In *Oreodon* both the outer and inner sides of the crown are more flattened; that is to say, in *Protoreodon* the transformation is less complete, the tooth retaining very clear marks of the fact that the functional canine is in reality a premolar. The other premolars have considerable resemblance to those of *Oreodon*, but are of less complicated construction and are more compressed and trenchant. Pm. 2 is a simple compressed cone, with very small transverse and considerable antero-posterior diameter; on the hinder edge is a very narrow and shallow depression, which is much more marked in *Oreodon*, but not in *Agriochærus*, where this tooth is entirely simple and reduced in size. Pm. 3 is an enlarged copy of pm. 2, except that the internal cingulum is more pronounced and the posterior valley somewhat larger. In *Oreodon* this tooth is proportionately much larger, the valley is enlarged, curved inwardly and completely enclosed; the anterior half is also much more strongly concave on the inner side. Pm. 4 is more or less broken in all the specimens, but enough remains to show that it was more simply constructed than in *Oreodon*, which Leidy thus describes: "From the median point

an oblique ridge descends internally and terminates in a large trilateral pointed tubercle which springs from the middle of the base of the crown and rises nearly as high as the principal point." In *Protoreodon* this tooth has a very much smaller transverse diameter than in the Miocene genus; the anterior half of the crown is much less concave on the inner side, and it would seem that the internal tubercle was rudimentary and the posterior valley small. At all events, the greater simplicity of the tooth can be seen from the anterior half of the crown, which is uninjured.

The true molars differ in several important respects from those of *Oreodon* and are more like, but not identical with, those of *Agriochærus*. The inner crescents are more conical and less compressed than in the former genus, and the outer cusps are less distinctly crescent-shaped; they are also more widely separated from the inner crescents, so that the valleys are much broader and shallower. The anterior pair of crescents is much more completely separated from the posterior than in *Oreodon*, by a depression which runs across the crown. All this is equivalent to saying that in *Protoreodon* the selenodont pattern of the lower molars is much less completely developed than in *Oreodon*. Compared with the molars of *Agriochærus*, those of the Uinta genus present the following differences: The internal crescents are convex on the inner side, instead of being concave with a median ridge, and the basal tubercles on these crescents are smaller; the outer crescents are less flattened and the bones slightly more prominent, though leaving the valleys open in front. As in this genus, the heel of the last molar is proportionately larger than in *Oreodon*.

The *brain of Protoreodon* (Pl. III, Fig. 1<sup>b</sup>), as indicated by the shape and size of the brain case, is very narrow and considerably elongated; the hemispheres are especially small and more simply convoluted than in *Oreodon*; the convolutions are, as in this genus, rather broad and have a nearly straight fore and aft direction, converging in front; the medilateral gyrus is not very distinctly marked. The posterior region of the brain including the cerebellum and medulla is very long in proportion to the hemispheres, and apparently the *corpora quadrigemina* were partially uncovered by the interspace separating the hemispheres from the cerebellum. As a whole, the brain is distinctly smaller in proportion than in the Miocene genera of the group.

The *vertebral column* is represented in the collection by many specimens from all the regions; but as they are not in an especially good state of preservation, and as they do not show any very striking differences from the vertebrae of *Oreodon*, they will not require an extended description.

The atlas is very similar to that of *Oreodon* and resembles therefore that of the tragulines rather than that of the Pecora; it is short in the antero-posterior direction,

but with widely extended transverse processes, which are perforated by the vertebrarterial canal. The anterior cotylus for the occipital condyles is quite shallow, the posterior faces for the axis are quite flat and with greater vertical than transverse diameter. The axis is likewise similar to that of *Oreodon*, though with differences. The atlanteal faces are narrower than in that genus, but higher, and form a considerable part of the side walls of the neural canal; the odontoid process is narrower and more peg-shaped, and the articular surface on its lower side is not continuous with the facets for the atlas, but separated by a faint ridge; the upper surface of the process is marked by a quite high and strong ridge, which loses itself posteriorly in the floor of the neural canal. In *Oreodon* the upper surface of the odontoid is either flat or, as is the case in many specimens, it shows an approximation to the spout-like form of the ruminants in the elevation of the edges, so that it becomes somewhat concave from side to side. The shape of the process is thus seen to be quite different in *Protoreodon*. The centrum of the axis is keeled and quite strongly opisthocelus; neither neural spine nor transverse process is preserved in any of the specimens.

The other cervical vertebræ are rather longer in proportion than those of *Oreodon* and have somewhat more markedly opisthocelous centra; the anterior ones at least have either obsolete or very low spines, and apparently all except the seventh exhibit the vertebrarterial canal.

Except for their light and slender construction, neither the dorsal nor the lumbar vertebræ present any special peculiarities; the posterior dorsals are long and compressed, the lumbaræ become broad and depressed in the hinder part of the region. The artiodactyl characteristic of cylindrical and interlocking zygapophyses in the posterior dorsal and lumbar vertebræ is quite as well developed as in the White River genera of the group. Several caudal vertebræ indicate that the animal possessed an unusually long and stout tail, even more so than in *Oreodon*, as is made probable by the size of the transverse process upon the more anterior vertebræ.

Of the *scapula* only the distal portion is preserved, which is, however, sufficient to show its more essential characters. The glenoid cavity is subcircular in outline, much as in *Oreodon* and *Hypotamus*; the coracoid process is recurved and prominent, and the spine rises abruptly from the neck, as in *Oreodon* and the ruminants, and having a very different shape from that which occurs in the pigs. As far as can be judged from the fractured condition of the specimens, the spine may be said to divide the blade into nearly equal pre- and postscapular fossæ. This position of the spine is rendered the more probable from the fact that it occurs in *Oreodon* and *Hypotamus*, with the *scapula* of which the portions of the shoulder blade of *Protoreodon* which are preserved in the collection closely agree.

The *humerus* agrees closely with that of *Oreodon*, which, as Cope has pointed out (No. 4, p. 508), is very peculiar and differing from that of all recent artiodactyls, finds its nearest analogue in *Anoplotherium*. "The greater tuberosity is large, rising above the head; and is incurved, terminating inwards in an acuminate apex. Its border at the base is thrown into an obtuse angle. The lesser tuberosity is small, and is well separated from the greater by a deep and wide bicapital groove. The deltoid ridge is distinct. The condylar extremity is more transversely extended than in any recent artiodactyl, owing to the fact that the posterior internal distal tuberosity is placed interior to the trochlea instead of partially behind it, and that there is, in addition, an internal epicondyle not seen in the recent suilline or ruminant members of the order. The intercondylar ridge is strong, and wider than in most recent ruminants; in the suillines it has nothing like such a development. Another peculiarity is the flange-like free border of the external trochlea, which is especially recurved at its superior part." With a few modifications this description will apply equally well to the humerus of *Protoreodon*. The shaft is rather more slender and the deltoid ridge much less massive and prominent; the anconal fossa is narrow and very deep, perforating the shaft, as is also generally the case in the Miocene genus.

The *ulna*, as would naturally be expected, shows no tendency to coossify with the radius; the olecranon is unusually long and stout and deeply grooved at its upper end; the sigmoid notch forms somewhat less than a semicircle and passes below into two small facets for the head of the radius. The shaft is stout and trihedral in the upper portion, but becomes very much compressed below and presents a deep groove on the internal side. The distal end is not preserved in any of the specimens. This bone shows more differences from the corresponding element of *Oreodon* than does the humerus; the most important of these are the proportionately greater size of the olecranon and the singular flattening and grooving of the shaft.

The *radius* differs but slightly from that of *Oreodon*, as far as the fragments preserved allow of comparison. The surface for articulation with the humerus is a rather broad head, which is much compressed from before backwards; the articular facets form three portions, a median concavity for the intercondylar ridge, or tuberosity it might be called, and a more flattened surface on each side of this. The external beveled surface for the curious flange on the humeral condyle above mentioned, is more concave and descends lower on the anterior face of the bone than in *Oreodon*, and the anterior edge is somewhat more sinuous than in that genus, though there is no emargination for the intercondylar ridge, such as occurs in the anterior proximal edge of the radius in the recent ruminants, and, in a much less marked degree, in the suillines. This structure of the head of the radius is highly charac-

teristic of the *Oreodontidae* and is correlated with the equally characteristic shape of the trochlea of the humerus. The ulnar facet on the posterior side of the head of the radius is much less conspicuous than in *Oreodon*. The shaft has a somewhat flattened, transversely oval shape, which does not tend to become cylindrical, as is the case in *Oreodon*. Unfortunately we have not been able to identify the distal end of the radius.

The *carpus*. As one would naturally expect, the structure of the carpus of *Protoreodon* is very much like that of the Miocene members of the family, though some variations of importance may be observed, especially that the various elements are less enboidal in outline and of lighter construction.

The scaphoid is more extended transversely and less antero-posteriorly than in *Oreodon*; the proximal surface is more deeply concave, the rising in front more abrupt and the radial facet descends further on the anterior side; on the distal surface the facet for the trapezium is distinctly larger than in the Miocene type, where it is exceedingly minute; the trapezoid facet is also larger in proportion, while that for the magnum is correspondingly smaller, nor are there any such anterior ridge and posterior concavity as are to be seen in the later representatives of the family. In *Oreodon* the lunar, as Cope has pointed out, has the remarkable peculiarity of resting almost entirely upon the unciform, while the magnum has moved almost completely under the scaphoid, a tendency which reaches its maximum in *Merycocharus* and *Merychys*, when there is only a lateral contact between the lunar and the magnum. Among recent artiodactyls, the only group where such a displacement of the carpal elements is to be found is that of the Tragulina.

In *Protoreodon* the same peculiar construction of the carpus appears, but it has not been carried to quite the same extent. The lunar has a greater antero-posterior diameter, the radial surface is more extended in the same direction and is not nearly so strongly convex. The distal beak-shaped prolongation, which passes between the magnum and the unciform, has not moved quite so far toward the radial side, and even in front the lunar rests somewhat, though but slightly, upon the magnum, while, behind, the magnum is proportionately much larger and presents more directly downwards, instead of being rather more lateral than distal, as is found to be the case in *Oreodon*. The unciform facet of the lunar is of course smaller than in the last-named form. The Uinta genus thus presents a transitional stage between the carpus of the more typical artiodactyls and that characteristic of the *Oreodontidae*, though the tendency towards the latter is already very distinct.

The unciform differs more from the corresponding bone in *Oreodon* than does any of the other carpal elements. Indeed, the specimen which we have regarded as

the cuneiform of *Protoreodon* may possibly belong to some other genus, though this is not at all probable from the association in which it was found. It is much more extended transversely and less antero-posteriorly than in *Oreodon*, as is also the scaphoid; the ulnar facet is a simple groove which does not descend upon the outer side of the bone, thus agreeing with *Oreodon* and differing very markedly from *Dicotyles*; the pisiform facet is very large, nearly flat, and occupies the entire posterior surface; the unciform facet is likewise quite different from that of *Oreodon* in being shallow, of less antero posterior and greater transverse extent. In general the cuneiform of *Protoreodon* is quite low and broad, with an *f*-shaped upper contour, highest on the internal or radial side and sloping down towards the external side. Neither trapezium nor trapezoid is represented in any of the specimens, but judging from the facets on the scaphoid, both of these bones were better developed than in *Oreodon*, implying a larger relative size of the lateral digits.

The magnum, on the contrary, is smaller and of a somewhat different shape; the proximal surface is divided nearly evenly between the facets for the scaphoid and lunar which meet at a high angle so as to form a sharp ridge along the superior median line. Seen from the side the upper contour of the magnum forms a flattened arch, whereas in *Oreodon* the magnum is quite low in front and rises abruptly behind, and nearly the whole of the proximal surface is taken up by the facet for the scaphoid. Another difference consists in the long hook-like process which in *Protoreodon* is given off from the posterior surface of the bone, and which in *Oreodon* is represented by a mere rudiment. When the bone is in its natural position the distal surface for me. III presents obliquely downwards and outwards, even more obliquely than in *Oreodon*. As usual in unreduced artiodactyls there is a small facet on the radial side of the magnum for me. II.

The unciform likewise presents some important differences from that of *Oreodon*. In this genus the lunar and cuneiform facets are of very nearly equal size, while in *Protoreodon* the latter considerably exceeds the former, as naturally follows from the already-mentioned fact that the lunar rests less completely on the unciform than in *Oreodon*. The surface for the attachment of the cuneiform is less distinctly convex and extends more closely to the external side of the bone than in the Miocene forms. On the distal surface the facet for me. IV is smaller and that for me. V larger than in *Oreodon*, and the latter is more distal in position and less crowded to the external side by the increased development of me. IV than in *Oreodon*. This difference brings about a further one in the shape of the inferior contour, which is more regularly curved from side to side and not so distinctly angulated in *Protoreodon*. The lateral facet for me. III is of about the same proportions.

The *metacarpals* are but scantily represented in the collection, and only one of these exhibits the proximal end. Fortunately, however, this is the first metacarpal or pollex, the existence of which would naturally be inferred from its presence in *Oreodon*. There can no longer be any question as to the pentadactyl character of the fore foot in *Oreodon*, as two specimens of *O. Culbertsoni*, Colorado and Dakota, with the pollex in position, are preserved in the Princeton Museum, and in the Museum of Comparative Zoology there is a beautifully preserved manus of *O. gracilis* in which all five digits lie in their natural position in the matrix. In *Protoreodon* the first metacarpal is proportionately better developed, being both stouter and longer, than in *Oreodon*. Its proximal end has a nearly flat head for articulation with the trapezium. In none of the specimens of *Oreodon* mentioned have any phalanges been found in connection with me. I, though the distal end is rounded and faintly keeled on the palmar side, indicating the probable existence of phalanges. Such were certainly present in *Protoreodon*, as is shown by a small proximal phalanx belonging to the pollex. Its proximal facet is very oblique, sloping strongly outwards, and is but slightly concave. Its distal surface plainly shows the articulation for the ungual. The pollex, though of small size, was thus present in all its parts, and the importance of this fact as connecting the artiodactyls with the always pentadactyl Condylarthra is obvious. It seems almost certain that artiodactyls with unreduced anterior feet existed through the Bridger and Wasatch periods, though it is somewhat surprising to find them persisting so late as the White River Miocene.

The *pelvis* is not well preserved in any of the specimens. Several fragments seem to show that in construction it is essentially like that of *Oreodon*, and therefore rather suilline in character. The ilium has a long compressed peduncle which expands rather abruptly into a large terminal plate for articulation with the sacrum. There is no supra-acetabular fossa. The length of the ischium could not be ascertained.

The *femur* would seem to be longer and stonter proportionately than in *Oreodon*. The rotular trochlea is very prominent and quite narrow, and has the inner edge higher than the outer. A difference from *Oreodon* is shown in the presence of a fossa for the plantaris muscle instead of a rugose surface, though, as Kowalevsky has shown, no great importance can be attached to this character.

The *tibia* is only imperfectly represented; some points may, however, be made out with regard to it. It is entirely unankylosed with any portion of the fibula, and has a stout shaft of transversely oval section below, above it is more trihedral. The distal end is very like that of *Oreodon*, with deeply incised grooves for the astragalus and a very well-developed malleolar process.

The *fibula* is entire but very slender. Its distal end is closely applied to the



astragalus, forming a large external malleolus, and as in all artiodactyls rests upon the fibular facet of the calcaneum.

The *hind foot* is very closely similar to that of *Oreodon*, even more so than is the fore foot. The astragalus is somewhat narrower in proportion to its height and the difference between the external and internal condyles in size is somewhat more marked. The internal condyle passes directly into the navicular facet, though interrupted by a slight prominence. The distal end is very unequally divided between the navicular and cuboidal facets, the former being much the larger; the difference is perhaps even more marked than in *Oreodon*. These two genera agree thus with *Anoplotherium* and the Suina and differ from most ruminants in which the two facets are of more nearly equal extent. The calcaneal facets and those for the malleolar processes of the tibia and fibula resemble the corresponding parts in *Oreodon*, except that the distal calcaneal surface is larger. The calcaneum is much more slender than in *Oreodon* and is especially less expanded at the distal end. The fibular facet rises to a greater height and distally is more abruptly marked, and the interval between this facet and the distal end is considerably greater than in *Oreodon*. The sustentaculum projects further internally, though decidedly small, as in all oreodonts. The cuboidal facet is more arched and concave from before backwards, and narrower from side to side, while the distal astragalular surface is flatter and larger. In fact, the calcaneum differs from that of *Oreodon* more than does any other tarsal bone.

The cuboid is higher and narrower than in *Oreodon* and the astragalular and calcaneal facets more equal, though the latter is somewhat broader. In correspondence with the greater length of this part of the calcaneum, the cuboid is much more deeply incised by the calcaneal facet, and the anterior edge of the navicular surface rises high above it. The distal surface of the cuboid displays the usual facets for the fourth and fifth metatarsals; the latter is larger and the former is smaller than in *Oreodon* and of somewhat different shape. Another difference from this genus consists in the greater extension of the hook-like projection from the rear of the cuboid. In fact the differences are so striking as to raise the suspicion that the specimen described belonged to some other genus, as unfortunately it was not associated with teeth. But from its correspondence with the calcaneum it very probably should be referred to *Protoreodon*, and its differences from the cuboid of ruminants and pigs are even more marked than from *Oreodon*.

The navicular is likewise higher and narrower than that of *Oreodon*, but otherwise resembles it very closely; its proximal surface is somewhat more deeply concave and its anterior edge rather more sinuous. Cope's statements (No. 4, p. 510) with regard to the cuneiforms of *Oreodon*, are in some respects inaccurate, and

require correction before we proceed to the comparison with *Protoreodon*. Cope's description is as follows: "The ectocuneiform is distinct, and much wider than long. The mesocuneiform is extero-posterior in position, and the transverse diameters are small. It is produced distally overlapping the head of the second metatarsus. Entocuneiform wanting." In reality the ecto- and mesocuneiforms are coossified, the line of junction between them being marked by a slight step, or difference of level on the distal surface, which indicates the two facets for the second and third metatarsals respectively, and what Prof. Cope has called the mesocuneiform is really the entocuneiform. If Prof. Cope's statements were correct, *Oreodon* would present the remarkable anomaly of having the ectocuneiform support two digits, while the mesocuneiform supports none at all, or in other words, having the second metatarsal shifted outwards from its ordinary attachment. Besides this, the ectocuneiform persists with remarkable constancy in the ungulate series, and its absence in such an unreduced pes as that of *Oreodon* would be very extraordinary. But as we have seen, these anomalies do not exist. In *Protoreodon* almost exactly the same conditions are found as in the Miocene genus, only here the difference in height between the meso- and ectocuneiforms and consequently the distal step is more pronounced. The entocuneiform is not preserved in any of the specimens, but the facets on the navicular and second metatarsal show that it was shaped very much as in *Oreodon*.

The *metatarsals* are four in number and entirely free; no trace of the hallux has been found, and in all probability none existed. The metatarsals are of more equal development than in *Oreodon*, the lateral ones being somewhat larger in proportion to the median, as would be inferred from the structure of the distal row of tarsals; in other respects they are closely alike. The second metatarsal has a somewhat lateral bearing on the ectocuneiform, and metatarsals III and IV are closely interlocking. The ridge on the distal end of the metapodials is confined to the palmar surface.

The *phalanges* also resemble those of *Oreodon*, those of the first row being long and depressed, those of the second row shorter and with the distal trochlea even less asymmetrical than that of *Oreodon*, showing a less degree of convergence of the hoofs than in that genus, and hence very much less than in any of the recent artiodactyls except the Tylopoda. The ungual phalanges are, as would be inferred from this, but slightly asymmetrical; they are higher, narrower, more pointed, and altogether more claw-like than in the Miocene members of the group, with the exception perhaps of *Merychylus*.

The only clearly characterized species of *Protoreodon* is *P. parvus* S. & O., of which the type specimens are the skull and lower jaws figured on Pl. I, Figs. 1 and 2. This was a very small animal, inferior in size even to *Oreodon gracilis*. The

measurements agree fairly well with those of the so-called *Agriocherus pumilus* Marsh, with which this species may prove to be identical.

	<i>Measurements.</i>	<i>M.</i>
Length upper molar series (entire).....		? .053
“ “ premolar series.....		? .026
“ “ true molar “ .....		.027
Length lower molar series (entire) .....		.054
“ “ premolar series.....		.027
“ “ true molar “ .....		.027
Third upper molar, antero-posterior diameter .....		.010
“ “ “ transverse “ .....		.008
“ lower “ antero-posterior “ .....		.012
“ “ “ transverse “ .....		.006

Although the teeth preserved in the Princeton collection all belong to *P. parvus*, there are several limb and foot bones which exceed those of the type species so greatly in size, that they very probably belong to a larger species. They differ, however, only in size and must unquestionably be referred to the same genus. Size alone is not a very satisfactory criterion, but it seems unlikely that such differences can be within the limits of mere sexual or individual variation. The following measurements will show the size of these larger specimens of *Protoreodon* as compared with that of *Oreodon Culbertsoni*.

	<i>Measurements.</i>	
	<i>Protoreodon.</i>	<i>O. Culbertsoni.</i>
	<i>M.</i>	<i>M.</i>
Breadth of humeral trochlea.....	.016	.021
Height “ “ “ .....	.011	.013
Length of calcaneum .....	.050	.052

#### *Systematic Position and Relationships of Protoreodon.*

It will be obvious from the foregoing description that *Protoreodon* is very closely allied to the White River genus *Oreodon*, and may safely be regarded as the ancestor of that genus. This relationship is made clear by a comparison of the skull, the teeth and the feet, where the differences which *Protoreodon* exhibits from its Miocene successor are just these tendencies towards the simplification that we should naturally expect to find in the ancestral type. More particularly the presence of the fifth cusp in the upper molars is a welcome indication of the connection between the oreodonts and the buno-selenodonts of the earlier Eocene. On the other hand, *Protoreodon* has many points of resemblance to *Agriocherus*, which are somewhat as follows: (1) The shape of the cranium and the remarkable elongation of its posterior portion; (2) the

open orbit and probable absence of the lachrymal depression; (3) the position and shape of the posterior nares; (4) the position of the infraorbital foramen; (5) the character of the anterior premolars; (6) the character of the lower molars and of the internal part of the upper. These differences of importance separate *Agriochærus* from *Protoreodon*, namely, that in the former there are considerable diastemata in both upper and lower jaws, that the last premolar has assumed more or less completely the pattern of the molars, and that the outer crescents of the upper molars are overhanging.

Can *Protoreodon* then be regarded as the common ancestor of both sections of the Miocene family, the *Oreodontinæ* and the *Agriochærinæ*? As to the derivation of the former subfamily from this genus there seems to be no reasonable doubt; its relations to the second are more obscure. If we accept Schlosser's view that a closed dental series is always secondary, and a sign "dass der betreffende Stamm am Endziel seiner Entwicklung angelangt ist, wenigstens finden wir diesen Zustand, nur bei solchen Formenreihen, welche gerade im Aussterben begriffen sind" (No. 13, p. 46), it is clear that *Agriochærus*, with its diastemata, cannot be derived from *Protoreodon*. But even if this principle be generally true, it is not without exceptions, as the long persistence of the oreodonts themselves demonstrates, and the diastemata are, therefore, of themselves insufficient to decide the question. A more important difficulty is the constitution of the outer crescents of the upper molars, which in the known species of *Protoreodon* have commenced to assume the flattened shape characteristic of *Oreodon*. The Uinta genus therefore stands very near to the common ancestor of *Oreodon* and *Agriochærus*, but seems itself not to be that ancestor, at least so far as we may judge from the teeth of *P. parvus*; it is quite possible that another species of the same genus may stand in the same relation to *Agriochærus*.

The forerunner in the Bridger fauna of *Protoreodon* would seem to be *Helohyus* Marsh, known as yet only from the teeth. In this genus the upper molars have five cusps, the unpaired one in the anterior half of the tooth, which are of a pyramidal shape, and refer the genus to the generalized group of bunio-selenodonts, which is represented by the Eocene hyopotamids of Europe. If more perfect specimens shall confirm this supposed connection between *Helohyus* and *Protoreodon*, it will demonstrate the connection of the *Oreodontidae* with the *Anthracotheridae*, which has been already often surmised. With regard to the connection of the former group with the Tylopoda, we have seen in considering *Leptotragulus* that the relationship is probably a very remote one, and that the Tylopoda seem to pass backwards into the *Dichobunidae*, from which Schlosser derives the typical ruminants and the Tragulina.

In his later papers (No. 5, p. 384) Prof. Cope has included *Protoreodon* among

the *Xiphodontidae* on account of the presence of the fifth cusp in the anterior half of the upper molars. This arrangement is, however, quite untenable, as this unpaired cusp is common to the great majority of the selenodonts and even the bunodonts of the Eocene. On the other hand, the peculiar structure of the premolars in *Xiphodon*, the caniniform premolar of *Protoreodon*, and the entirely divergent structure of the feet in the two genera, show that their relationship to each other can only be a remote one, and that any association of them in a single family must be arbitrary. This is especially the case when we consider the obviously close relationship between the *Oreodontidae* and *Protoreodon*, which is recognized in Cope's scheme (*l. c.*, p. 387). If the presence of the fifth cusp be looked upon as a family character, then it will be necessary to form a new family, the *Protoreodontidae*, for the reception of this genus. But this seems to be unnecessary, and a more natural method would be to regard the Uinta type as forming a subfamily of the *Oreodontidae*, characterized by the five-lobed upper molars, and in other respects combining the features of the Miocene subfamilies, the *Oreodontinae* and the *Agriochærinae*. This last fact is of particular importance, as it proves the connection between *Agriochærus* and the true oreodonts, and shows that Cope's reference (*l. c.*, p. 388) of this genus to the *Dichodontidae*, on account of the complication of the last premolars, does not represent the natural arrangement. Whether we adopt Leidy's view, that *Agriochærus* is the type of a distinct family, or with Gill regard it as representing a subfamily of the *Oreodontidae*, is a matter of comparatively little importance; the essential fact being the close genetic connection of the two.

#### *List of Papers Quoted.*

- E. D. Cope*.—1. On the Vertebrata of the Wind River Eocene Beds of Wyoming. Bulletin U. S. Geological and Geographical Survey of the Territories, Vol. VI, No. 1, pp. 183-202.  
 2. The Mesozoic and Cenozoic Realms of the Interior of North America. American Naturalist, Vol. XXI, pp. 445-462.  
 3. The Vertebrata of the Tertiary Formations of the West. Report of the U. S. Geological and Geographical Survey of the Territories, Vol. III, Pt. 1, Washington, 1884.  
 4. Synopsis of the Species of Oreodontidae. Proceedings of the American Philosophical Society, Vol. XXI, pp. 503-572.  
 5. The Classification and Phylogeny of the Artiodactyla. *Ibid.*, 1887, pp. 377-400.  
*Clarence King*.—6. U. S. Geological Exploration of the Fortieth Parallel. Vol. I, Systematic Geology. Washington, 1878.  
*Joseph Leidy*.—7. The Extinct Mammalian Fauna of Dakota and Nebraska. Journal of the Academy of Natural Science, Philadelphia, 1869.  
*O. C. Marsh*.—8. Notice of New Tertiary Mammals. American Journal of Science and Arts, 3d Ser., Vol. IX, pp. 239-250.  
 9. Introduction and Succession of Vertebrate Life in America. *Ibid.*, Vol. XIV, p. 337.

- H. F. Osborn.*—10. A Memoir upon *Loxolophodon* and *Uintatherium*. Contributions from the E. M. Museum of Geology of the College of New Jersey, Princeton, 1881.
- L. Rüttimeyer.*—11. Beiträge zu einer natürlichen Geschichte der Hirsche. Abhandlungen der Schweizerischen Paläontologischen Gesellschaft, Vols. VII, VIII and X (separatim).
- Orestes St. John.*—12. Report on the Geology of the Wind River District. Twelfth Annual Report of the U. S. Geological and Geographical Survey of the Territories for the year 1878, pp. 175-269.
- M. Schlosser.*—13. Beiträge zur Kenntnis der Stammesgeschichte der Huftiere, etc. Morphologisches Jahrbuch, Bd. XII, pp. 1-236.
14. Die Nager des Europäischen Tertiärs, etc. Paläontographica, Bd. XXI, pp. 21-164.
- W. B. Scott.*—15. The Eocene Lacustrine Formations of the West. Proceedings of the American Association for the Advancement of Science, 1887.
16. On some New and Little Known Creodonts. Journal of the Academy of Natural Sciences of Philadelphia, Vol. IX, pp. 155-185.
- W. B. Scott and H. F. Osborn.*—17. Preliminary Report on the Vertebrate Fossils of the Uinta Formation. Proceedings of the American Philosophical Society, 1887, pp. 255-264.
- C. A. White.*—18. Report on the Geology of a Portion of Northwestern Colorado. Tenth Annual Report of the U. S. Geological and Geographical Survey of the Territories, 1876, pp. 3-60.

## PART III.

BY HENRY FAIRFIELD OSBORN.

## THE PERISSODACTYLA.

It is necessary to open this section with some observations upon the synonymy of the Eocene Perissodactyla. With the assistance of Prof. Marsh, the writer recently examined the types in the Yale College collection, in comparison with those at Princeton. The result shows that the entire nomenclature of these genera is in utter confusion, arising from the attempts which have been made by others to work from the brief descriptions given by Prof. Marsh and without the aid of figures. This confusion extends through all the American and foreign literature which relates to the American Eocene fauna, and invalidates a great deal of otherwise very useful work.

The synonymy of *Heleletes* (Marsh) is *Dilophodon* (Scott) and *Desmatotherium* (Scott). *Lophiodon nanus* (Marsh) also belongs to this genus. *H. latidens* (nobis) must be separated from it. It was originally distinguished from *Hyrachyus* by the presence of a third lobe on the last lower molar; this lobe is very small and forms the only distinction between the type and the mandibular dentition of *Dilophodon minusculus*. The maxillary dentition is precisely like that of *Hyrachyus*, except in point of size and in the presence of two internal lobes upon the third and fourth premolars. The latter feature was given by us as the generic distinction of *Desmatotherium*. The dental structure (excepting only the rudimental third lobe) and the tarsal characters remove it entirely from the tapir series, and relate it to *Triplopus*, from which, however, it is probably generically distinct. *Colomoceras* has precisely the dentition of *Hyrachyus agrarius* Leidy. The rudimental horn cores upon the nasals may serve as a generic distinction, although, in the very limited knowledge we have of the nasals of *Hyrachyus*, this character is not altogether satisfactory. *Limnohyus* is a *nomen nudum*, having been applied to a type already preoccupied by *Palaeosyops*. Prof. Marsh will apply a new generic name to his *L. laticeps*.

The primitive horses are in much confusion. *Eohippus*\* (Marsh) is a synonym

\* Am. Jour. Sci. and Arts, Nov., 1876, p. 401

of *Hyracotherium* (Owen). *Orotherium*\* (= *Lophiotherium*) was based upon a good type lower jaw; it has the last lower premolar like the molars; it is identical with and precedes *Orohippus*,† which was founded upon an uncharacteristic type (*O. pumilus*, a number of loose upper molars), and was not fully defined until later upon the discovery of *O. agilis*. Both genera are, however, synonymous with *Pliolophus* Owen, which is defined by the last premolar being like the molars. The species, *O. agilis*, is however founded upon a type in which the third and fourth upper premolars have two internal lobes; it thus falls within the definition of *Ephippus*.‡ *Ephippus* is thus in turn close to *Anchilophus*, but may be distinguished from it by the more depressed crests and less complete union of the para- and metaconules into transverse crests. Then follows *Mesohippus* with three premolars like the molars, and crests like those of *Anchilophus*.

There is a remarkable parallelism in the assumption of the molar pattern by the premolars in all the perissodactyl series. We can almost predicate of any Wasatch genus, fourth premolar unlike the molars; of any Bridger genus, fourth premolar like the molars; of any Uinta genus, third and fourth premolars like the molars; of any White River genus, second to fourth premolars like the molars.

## PERISSODACTYLA.

### AMYNODON.

Numerous errors have found their way into the descriptions of the skull and dentition of this genus which require correction before its affinities can be discussed. There are now three skulls known which may be referred to three species. First, the type *Amynodon advenus* Marsh, from the Uinta beds; second, the type of *A. (Orthoeynodon) antiquus*, nobis, from the Washakie beds; third, the type of *A. intermedius*, spec. nov., from the Uinta.

Prof. Marsh's description of the type is as follows:§ "The skull is intermediate in form between that of a tapir and a rhinoceros, but the molar teeth are entirely of the latter type. The premolars are all unlike the molars, and the canines above and below are very large. The incisors are small and the inner one in each jaw is lost in the present adult animal. The lower canines are placed nearly horizontal, and, taken in connection with the rest of the anterior dentition, they prove conclusively that the large lower teeth usually regarded as incisors in *Aceratherium* \* \* \* are really canines." The number of digits is stated to be 4-3. This description is erroneous

\* Am. Jour. Sci. and Arts, Sept., 1872, p. 217.

† *Op. cit.*, proposed Sept., 1872; defined May, 1873.

‡ *Introd. and Succession of Vert.*, etc., Aug., 1877, p. 28.

§ Am. Jour. Sci. and Arts, Third Ser., Vol. XIV, p. 251.



in most of the particulars, partly owing to the fact that it was drawn up before the type specimen had been removed from the matrix and put together, and in this way, even after examining the type ourselves, as Prof. Marsh kindly allowed us to do, we were formerly led to consider the Bridger species as a distinct genus (*Orthocynodon*).

A second examination of the type specimen recently made brings out several important diagnostic characters in addition to those already noted in our preliminary bulletin, p. 262. There are three lower and probably three upper incisors; the first lower premolar is wanting. The canines are erect. There are rugose postorbital, antorbital and infraorbital processes. The nasals are very short and slightly overhang the anterior nares. The type of *A. antiquus* is still found to resemble that of *A. advenus* closely, with the important exception that there are four lower premolars instead of three, the first lower premolar being fully functional and bifanged; the first upper premolar is missing. It may subsequently be found to represent a distinct genus as we at first supposed, for which the original name *Orthocynodon* would stand. The *A. intermedius*, besides its much larger size, may be clearly distinguished from the two foregoing by the procumbent position of the canines and by the retention of a single fanged first upper premolar.

These and other characteristics throw a new light upon the phylogenetic position of the *Amynodontidae*, which will be discussed later.

#### AMYNODONTIDÆ S. & O.\*

Rhinoceros-like animals extending from the Middle Eocene to Lower Miocene; skull deeply excavated in front of orbit; incisor border very broad; nasals short and hornless; canines and incisors present and functional in both jaws; pattern of the molars like that of the rhinoceros except for the non-reduction of the external crest of the third upper molar; probably four toes in front and three behind; probably astragalus rests upon the cuboid as in the rhinoceros.

This definition is considerably modified from that previously given by the writers, in order to embrace the Miocene genus.

The genera embraced in this family are:

#### *Lower Miocene (White River).*

METAMYNODON, † nobis. Dentition. i. <sup>3</sup>/<sub>3</sub>, c. 1, pm. 2, m. 3. † Upper and lower canines obliquely placed, the latter fitting somewhat internal to the former when the

\* E. M. Museum Bulletin, No. 3, 1883, p. 4.

† Bulletin of the Museum of Comparative Zoology, Sept., 1887, p. 165.

jaw is closed. The second, third and fourth upper premolars of the molar pattern. Postglenoid and posttympanic processes widely united. Periotic not exposed.

*Upper Eocene (Uinta).*

AMYNODON\* Marsh. Dentition, i.  $\frac{3}{3}$ , c.  $\frac{1}{1}$ , pm.  $\frac{4-3}{3}$ , m.  $\frac{3}{3}$ . Upper and lower canines erect or obliquely placed. The third and fourth premolars of the molar pattern. Postglenoid and posttympanic processes separated. Digits: 4-3 (Marsh).

A. ADVENUS Marsh. Premolars  $\frac{3}{3}$ . Number of upper incisors uncertain. Upper canines obliquely placed, lower canines erect.

A. INTERMEDIUS, spec. nov. Premolars  $\frac{4}{3}$ ; first upper premolar rudimentary and single fanged. Canines in both jaws very large, semi-procumbent, oval in section. Three functional upper incisors.

*Middle Eocene (Washakie).*

A. (ORTHO CYNODON) ANTIQUUS, nobis. Premolars  $\frac{4}{4}$ ; first upper premolar bifanged. Canines in both jaws vertical, triangular in section. Number of upper and lower incisors uncertain. Mastoid portion of periotic exposed.

AMYNODON INTERMEDIUS.

PLATE X.

This species is represented by the base of the anterior portion of a skull (No. 10,309) in beautiful preservation, showing the complete characters of the teeth, the palate, the position of the orbit and the lower portion of the premaxillaries. The four canines and an upper molar of another individual are preserved. Part of the lower jaw and a premolar of a third, and the mandibular symphysis of a fourth. There are also numerous skeletal fragments, which however cannot be referred to *Amynodon* with any certainty.

*Dentition* (Figs. 10, 10a). The three incisors are equidistant; the median one is slightly larger than the lateral and is placed about as far from the premaxillary suture as the lateral incisor is from the canine. The crowns are pointed, convex on the anterior and posterior faces, and slightly compressed laterally. The canines are very powerful, with lance-shaped crowns and a decidedly flattened oval, quite unlike the trihedral crowns in *A. antiquus*; they project forward at angle of forty-five degrees, and slightly outwards; the fangs are powerful and deeply rooted beneath the first premolar. There is a considerable diastema.

\* Am. Jour. Sci. and Arts, Sept., 1877. p. 251.

The first premolar is represented merely by the fang, which is rudimentary on one side. The second premolar has a slight swelling on the outer face which anticipates the postero-external lobe; there is a single prominent internal cusp united by two low subequal ridges with the external crest; surrounding the inner lobe is the prominent cingulum which also characterizes all the succeeding molars. The third and fourth premolars are interesting as showing a mode of development of the posterior crests quite unlike that in the tapir or *Equus* series; there is as yet no reduplication of the internal lobe as in the latter series, but the posterior crest grows directly out from the bilobate external crest in the valley formed by the prominent cingulum and the much broader and more elevated anterior crest; these two teeth are practically similar and submolariform, except that the third premolar has a less distinct posterior lobe and crest.

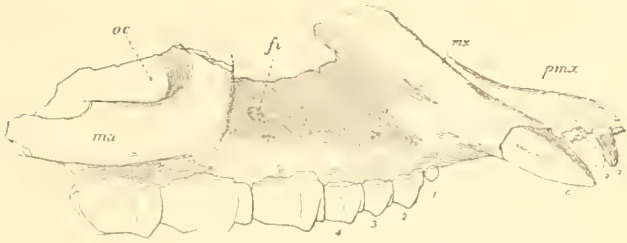
The first true molar is very similar to that in *Aceratherium*; the anterior crest has a slightly marked "antirochet" which is entirely wanting in *m.*<sup>2</sup> and *m.*<sup>3</sup>; the external crest is perfectly flat and decidedly inclined inwards. The second molar has the same characters with a very decided extension of the external crest beyond the posterior transverse crest. In the third molar the external crest arches out widely beyond the posterior crest; the base of the crown is subquadrate in outline.

Measurements.

	<i>A. antiquus.</i>	<i>A. intermedius.</i>	<i>Metamynodon planifrons.</i>
	<i>M.</i>	<i>M.</i>	<i>M.</i>
Antero-posterior diameter of median lower incisor. . . . .	.011	(upper do.) .012	
Fore and aft diameter of crown of lower canine at base. . . . .	.015	(upper do.) .031	.035
<i>Upper jaw.</i>			
Fore and aft diameter of third premolar. . . . .	.019	.021	
Length of entire molar series. . . . .		.187	.225
"    "    true molar. . . . .	.104		.160
Fore and aft diameter first molar. . . . .	.037	.044	.047
Transverse    "    "    "    . . . . .	.037	.043	.068
Fore and aft diameter, second molar. . . . .	.045	.053	
Transverse    "    "    "    . . . . .	.037	.052	
Fore and aft diameter, third molar. . . . .	.028	.046	.060
Transverse    "    "    "    . . . . .	.030	.046	.061
Measurement of canines, outside . . . . .		.115	.130

The *skull*. The most striking features of the skull are at once seen to be the great breadth of the maxillaries opposite the canines and their deep excavation between the canines and the antorbital ridge; the snout is thus broader than the

anterior premolar region. The anterior nares were apparently widely open. The



DIAG. 2.—*Aamynodon intermedius*. Side view of the anterior portion of the skull.  $\times \frac{1}{4}$ .

premaxillaries are rather narrow above and spread inferiorly, rounding and arching forwards into the broad incisive border; the relations of these bones in *Metamynodon* indicate that they had a deep area of union in front, contrasting strongly with the separate slender premaxillae of *Aceratherium*. The malar projects widely below the orbit which is immediately above the second molar and the

maxillaries are deeply depressed and incurved in front of the antorbital ridge.

The upper and posterior regions of the skull are entirely wanting in this specimen, and have been fully described in the E. M. Museum Bulletin upon the skull of *A. (Orthocynodon) antiquus*.

#### *The Relations of the Aamynodontidae.*

The Washakie species, both in structure and time, is the most primitive form, as indicated by the complete dentition and the perfectly erect position of the canines. Then follows the *A. advenus* from the Uinta with small erect canines and the reduction of one premolar, otherwise very similar in size and dentition to the foregoing. The *A. intermedius*, while retaining the rudiments of the first premolar, which were probably lost in fully adult specimens, shows a very decided transition towards *Metamynodon* in the enlargement, shape and procumbent position of the canines, also in the broadening of the snout and compression of the antorbital region. It is singular to note how little progress the premolars of *Metamynodon* show; the second premolar is like the third, but in none are the posterior crests very prominent.

#### *Phylogenetic Position of Aamynodon.*

The discovery of *Aamynodon*, with its full complement of teeth and markedly rhinocerotie molar pattern, naturally led Prof. Marsh to suppose he had found the long-sought Eocene representative of the true rhinoceroses.\* This opinion has been adopted by every one. But the discovery of *Metamynodon*, which is certainly far from the rhinoceros line and is an undoubted successor to these Eocene forms, directs attention to a number of developmental features which suggest an entirely distinct supposi-

\* Introduction and Succession of Vertebrate Life in America, p. 30.

tion, viz., that this is another line of pseudo-rhinoceroses parallel to the *Hyracodontidae*. For while the molar dentition and perhaps also the lower canines point directly to *Aceratherium*, the development of the other teeth and many characters of the skull are very diverse. Prof. Cope\* presents a third alternative in deriving *Hyracodon* from *Amygodon*, placing these genera in one family, and not placing the latter in the *Aceratherium* (*Urnopus*) series at all.

The features which unite the known *Amygodontidae* with the aceratherine line are: (1) The structure of the lower molars and of the superior molars to the second molar inclusive; (2) the structure of the astragalus, in extending upon the cuboid. The distinguishing features of the *Amygodontidae* are: (1) The retention of fully functional incisors in both jaws, and the great enlargement of the canines; (2) the retention of the lophiodont character of the last upper molar in its subquadrate form and complete external crest; (3) the retarded development of the posterior crests of the superior premolars; (4) the deep excavation of the maxillaries in front of the orbit and flattening of the cranium, together with the shortening of the nasals.

In *Aceratherium*, on the other hand, from the lowest American Miocene, we find the upper canines entirely wanting, also one of the incisors; the premaxillaries are narrow and weak, and support two subequal incisors. In the lower jaw are the large lateral teeth and small median pair, of very doubtful homology. Upon the discovery of *Amygodon*, Prof. Marsh suggested that the outermost lower tooth of *Aceratherium* was a canine, instead of an incisor as previously supposed, but there is little additional basis for this opinion. *A. occidentale* has, moreover, long nasals and convex maxillaries. In fact, excepting in the molar series we find no support for the supposition that *Aceratherium* is a descendant of any known species of *Amygodon*. The resemblance of *Hyracodon* to *Hyrachyus*, of *Mesohippus* to *Hyacotherium*, of *Titanotherium* to *Palaeosyops* is altogether of a different character, and in each case is relatively far more significant of direct descent.

So far as Prof. Cope's suggestion of the descent of *Hyracodon* from *Amygodon* is concerned, the following objections may be made: (1) The dentition and osteology of *Hyrachyus* fill in every respect the conditions which we should expect to find in an ancestral form of *Hyracodon*, both in the displacement and reduction of the foot bones and characters of the teeth; (2) a wide difference between the aceratherine and hyracodon series is found in the structure of the carpus and tarsus. The position of the *Amygodontidae* it appears turns upon these parts. An astragalus found near the skull of *A. antiquus* (see Diag. 12) resembles closely that of *Aceratherium* in its broad cuboidal facet. If, in addition, as we think highly probable, *Amygodon*

\* The Periodicals, Am. Nat., 1887, p. 949.

is found to possess four toes in the manus, the series can be readily placed intermediate between *Hyracodon* and the rhinoceroses; (3) these genera have in common a complete incisor series, but in contrast with *Amynodon*, *Hyracodon* shows a decided degeneration of the canines; (4) the molars of *Hyracodon*, while imitating those of the rhinoceros, entirely lack the peculiar proportions and inclinations of the external and transverse crests, which are so distinctly rhinocerotie in *Amynodon*.

The difficulties which have been indicated in any attempt to derive the rhinoceros from any known species of *Amynodon* do not preclude this derivation from some member of the *Amynodontidæ*; the point insisted upon here is, that such a member has not yet been discovered; secondly, that the later *Amynodontidæ* represent a distinct line of pseudo-rhinoceroses, probably intermediate between the true line and the *Hyracodon* series. They approach the true rhinoceros in part of their tooth structure and probably in the foot structure, and the latter series in the remainder of the dental structure.

#### DIPLACODON Marsh.

As observed by Marsh at the time this genus was established,\* *Diplacodon* is intermediate between the Bridger genus *Palæosyops* and the Lower Miocene *Titanotheriidae*. Nothing is known of the skull, the type consisting merely of the palate and complete maxillary dental series. Unlike the Bridger genera the fourth premolar is like the molars and the second and third premolars are developing the second internal cusp, and in process of assuming the molar pattern. We may anticipate that the skull will show the initial development of the great horns of *Titanotherium*. The numerous remains of the skeleton in the Princeton collection enable us to fully confirm the relationship suggested by Marsh. The skeleton is in every detail intermediate between that of *Palæosyops* and *Titanotherium*, and presents a remarkable intermingling of characters persisting from its smaller Bridger progenitors and anticipating its great Miocene successor. Allowing for a moderate elongation of the dorsal spines, *Diplacodon* stood about five feet seven inches at the shoulder, while *Palæosyops* stood a little less than four feet, and *Titanotherium* considerably over seven feet. The metapodials retained the stilted spreading character seen in *Palæosyops*; much longer than in this genus and less bulky than in *Titanotherium*. On the other hand the cervical vertebrae in some species are much flattened, indicating a short neck similar to that in the Miocene genus. The detailed comparative measurements given below are taken from a *Palæosyops* species of the middle size, probably *P. paludosus*; the measurements of *Diplacodon* are mostly from a skeleton belonging to a

\* Am. Jour. Sci. and Arts, March, 1875, p. 246.

single individual; the *Titanotherium* measurements are approximate from specimens which we have referred to *T. proutii*.

It is remarkable that the comparatively small genus *Palaeosyops* anticipates in so many features the gigantic Miocene genus. The foot structure in almost every detail is persistent, this being the only line of Perissodaetyla known in which there is no reduction of the fifth digit. Then we find in *Palaeosyops*, as shown in the diagrams, every tarsal articular facet reproduced in the later genus. The neck, in some species at least,\* undergoes considerable change in proportion, but the dorsal spines of the Eocene genus are decidedly elongate and anticipate the great hump of *Titanotherium*. The skull undergoes an entire remodeling, consisting principally in the elevation of the occiput, this being correlated with the elongation of the dorsal vertebral spines and development of a powerful *ligamentum nuchae* to support the nasal horns. The earlier species of *Titanotherium*, *T. (Megaceratops) coloradense*, for example, retain the long nasals overhanging the premaxillaries which are so characteristic of *Palaeosyops*. A feature common to the three genera is the prominence of the lesser trochanter.

In addition to the features already mentioned as distinguishing the Miocene and Uinta genera from their Eocene ally, we notice the prominent and recurved deltoid hook of the humerus; the eversion of the major axes of the innominate bones, with the marked expansion of the suprailiac border. In the manus and pes, while the facets remain the same, the proportions of the different elements are much altered, as pointed out in a later section. In the pelvis and tarsus, however, as already stated, *Diplacodon* stands nearer the older than the more recent form.

In the Washakie beds is found a large species, about the same size as *P. vallidens* Cope, which is provisionally referred to *Palaeosyops* (*P. hyogualthus*, spec. nov., Princeton collection, No. 10,273). This is represented by a lower jaw seven-eighths as large as the type mandible of *Diplacodon*. As in the latter, the incisors form a close procumbent series; the tips forming a gently arched line when seen from above. The symphysis is extremely long (11 cm.) and shallow; the canines are rather small and semi-procumbent. The molar-premolar series measures 24.5 cm., the last molar measures 6.5 cm., the transverse measurement outside of the canines is 9.6 cm.; in *Diplacodon elatus* the same measurement is 10 cm. Unfortunately the premolar crowns are broken; it is probable that one or two of the premolars will be found to be like the molars. The characters of the chin and symphysis are significant of close relationship to *Diplacodon elatus*.

\* In Prof. Marsh's collection there are some cervical vertebrae referred to *Diplacodon* which have about the same proportional length as in *Palaeosyops*.

It is not possible to determine the species to which our skeletal remains of *Diplacodon* belong, as we have but a portion of a single upper molar. They may be referred to *D. elatus*. *Palaosyops* has hitherto been referred to the *Chalicotheriidae*, but the discovery of the foot bones of *Chalicotherium* by Filhol shows that the genera are widely separated. The discovery of the skeleton of *Diplacodon*, however, links *Palaosyops* very closely to *Titanotherium*, and the differences between these three genera are principally in three characters, viz., the assumption of the molar pattern by the premolars, the development of frontal horns, and the loss of the incisor teeth. If these characters are given a family rank we cannot decide where to place *Diplacodon*. It seems best to group the three genera in the single family *Titanotheriidae*.\*

#### DIPLACODON ELATUS.

*Generic characters.* Dentition, fourth and third upper premolars like the molars. Last upper molar with single internal cone. Digits 4-3.

*Specific characters.* Second upper premolar with a rudimentary postero-internal cusp, like the molars.

As above stated, the specific reference of these specimens is uncertain. The cervical vertebrae are much shorter than those associated with the Yale College specimens. It is probable that they represent a distinct species.

#### THE SKELETON.

##### PLATE VIII.

*Cervicals.* The *axis* (No. 10,396a), Fig. 15, has a broad spine overhanging the postzygapophysis. The laminae are very slightly notched. The postzygapophyses are an elongate oval. The transverse processes are hooked, turning inwards at the tip and perforated at the base. The centrum presents a sharp inferior keel. The remaining cervicals and dorsals belong to a single individual (No. 10,396). The cervicals preserved are probably the 3d, 4th, 5th and 6th. The 5th is the most complete (Fig. 1); the spine is pointed, vertically placed and grooved posteriorly; the zygapophyses are very stout with the facets placed at angles of 45°; the vertical diameter of the centra is much greater than the transverse; they are quite strongly opisthocœlous; the transverse processes do not extend below the level of the centrum.

The centra of seven dorsals are preserved. The one figured is between the

\* This generic and family name has been adopted by the writer because *Menodus* Pomel is found to be preoccupied by *Menodon* v. Meyer, and *Titanotherium* Leidy must supersede it.



7th and 10th (Fig. 2). The centrum is opisthocelous and considerably excavated at the sides; the antero-posterior and transverse diameters are about the same; the lower half of the spine is preserved, it is a stout triangle in section indicating a great length and strongly oblique inclination; the zygapophyses are almost horizontal. One of the lumbar centra preserved is considerably longer than the above-described dorsal, and has a stout keel; the spine is broad (Fig. 4) and grooved posteriorly; the zygapophyses are rounded and vertically placed.

These vertebral characters closely repeat those observed in *Palaosyops*, except that the cervical centra, while nearly double in height and breadth, are only a trifle longer. In *Titanotherium* the cervicals are not further shortened, but retain the proportions seen in *Diplacodon*; they are, if anything, somewhat longer. The dorsal spines are still more elongate, forming a great hump which was incipient in *Palaosyops* and probably well developed in *Diplacodon*.

Two ribs are preserved which belong respectively in the anterior and middle region of the chest. They are much lighter and more rounded than in *Titanotherium*. The complete rib from the midregion has a subquadrate section in the upper third of the shaft, and an oval section in the lower third; it does not show the extreme flattened oval seen in *Titanotherium*; the length, not allowing for curvature, is 71 cm., showing that the depth of the chest was about thirty inches.

PLATE IX.

*Scapula* (Fig. 12). Both scapulæ are preserved, but the superior and lateral borders are incomplete. The coracoid process is a stout tuberosity. The glenoid fossa is an elongate and rather shallow oval. The spine ascends very gradually from the neck and passes without an acromial process into a deep recurved ridge; in a midsection the spine is much expanded along the border and overhangs the post-scapular fossa. The parts preserved indicate that the scapula was lofty, with a rounded suprascapular border unlike the somewhat angular border of *Titanotherium* and without any distinct indentations such as are seen in *Rhinoceros*.

*Humerus* (Figs. 11 and 11a). The humerus lacks the head, lesser tuberosity and bicipital groove. There is a stout deltoid ridge terminating in a prominent recurved hook. The shaft is twisted upon itself as in *Rhinoceros*, that is the major diameter passes obliquely from the outer posterior to the inner anterior side. The supinator ridge is less distinctly marked than in *Rhinoceros* and less prominent than in *Titanotherium*. The pronator ridge is also rugose but not projecting. The supra-trochlear fossa is deeply excavated and the trochlear surfaces are somewhat oblique to the main axis of the shaft.

*Ulna* and *radius* (Fig. 13). These bones are complete, and taken together indicate a rather long and slender forearm. The proximal portion of the radius covers the entire ulna, and the shaft crosses to the ental side. The relative diameters of the distal facets are about as five to two. The ulna has a very stout rugose olecranon; the posterior border presents a single concave curvature to the distal extremity; the midsection of the shaft is triangular with a deep groove upon the anterior face. The radius in midsection of the shaft is suboval anteriorly and flattened posteriorly; the facet for the ental condyle of the humerus has the same transverse, but much deeper antero-posterior diameter than that for the ectal.

The *Manus*. The carpus is entirely wanting. The metacarpus and a few of the phalanges are preserved. They show a high stilted tetradactyl metapodium of the "digitigrade" type, that is, with the phalanges resting entirely upon the ground. The distinctive feature of the foot is seen in the subequal size of the second and fifth digits, which brings the working median axis between the third and fourth digits instead of through the middle of the third. The carpus was thus undoubtedly of the type intermediate between *Palaeosyops* and *Titanotherium* as restored in outline. The second metacarpal has proximally (Fig. 13*b*) a pear-shaped facet for the trapezoid, a magnum facet extending to its full depth; it also overlaps me. III. The third metacarpal has a subquadrate magnum facet and triangular unciform facet, overlapping me. IV by separate anterior and posterior facets. The fourth metacarpal has a corresponding me. III facet; the unciform facet is fractured posteriorly. The fractured proximal portion of me. V shows a narrow concave unciform facet and a lateral facet for me. IV. The keels are entirely confined to the posterior surface, as shown in a distal view of me. II (Fig. 13*a*). The measurements are as follows: Length, me. III—18 cm., me. V—13 cm. Depth of proximal facets, me. III—3.5 cm., me. III—3.3 cm. Breadth of distal facets, me. III—4 cm., me. V—3.4 cm., me. II—3.4 cm.

The *pelvis* (No. 10.393). The marked characteristics of the pelvis are the great length of the *ossa-innominata* as compared with their breadth. The accompanying restoration of the pelvis, as viewed from above, shows the parts which are preserved in *Diplacodon* in comparison with the pelves of *Titanotherium* and *Palaeosyops*. The ilia do not expand immediately above the acetabula as in the Miocene genus, but there is a long and rather slender neck as in *Palaeosyops*, beyond which they expand. The acetabular border presents a short sharp curvature, and is relatively much shorter than in *Palaeosyops*; the ischial border (*ib.*) is much longer, with a gradual curvature. It follows that the suprailiac border apparently presented outwards more than directly upwards and forwards as in *Palaeosyops* and *Titanotherium*—a result of the



imal and distal faces are too much worn to admit of description. Another specimen (Fig. 6a) shows a prominent internal malleolus and strong spine.

The *tarsus* (Figs. 8-8b). The well-preserved astragalus and calcaneum are of great interest. Their relations to those of *Palaeosyops* and *Titanotherium* are fully discussed in the next section. The principal features of the calcaneum are the extremely narrow, deep and elongate tuber calcis, which has an unusually flattened section; there is also a distinct fibular faet, and the calcaneum also forms part of the tibial trochlea. The three astragalar faets, the ectal, sustentacular and inferior, are entirely distinct. The astragalus rests upon over one-third of the upper surface of the cuboid. These elements of the ankle joint indicate that *Diplacodon* was of much less bulky proportions than *Titanotherium*.

*Comparative Measurements of the Skeleton, in Cm.*

	<i>Palaeosyops.</i>	<i>Diplacodon.</i>	<i>Titanotherium.</i>
(?) Fifth cervical vertebra, antero-posterior .....	3.2	4	6.5
"    "    "    transverse .....	4.2	6.7	9
(?) Ninth dorsal vertebra, antero-posterior .....	3.7	6.5	6.5
"    "    "    transverse .....	4.7	5.7	10
Lumbar vertebra, antero posterior .....	4.7a	6	7
"    "    transverse .....	39a	6.2	10
Total length of scapula, estimated.....	27	60e	72a
Length of humerus.....	30.5	45e	67.2a
"    "    radius.....	25	35	65a
"    "    third metacarpal.....	11	18	24a
Width of carpus.....	6.7	10	
Depth "    "    .....	4	8e	11.2a
Total length of innominate bone.....	41	61	78a
Length of femur .....	33.5	46e	
"    "    tibia .....	27.5	33	
Width of tarsus.....	6.5	8.5	14.5a

a = approximate measurement,    e = estimated.

The *Palaeosyops* measurements are taken from the middle size species (*P. paludosus*), which predominates in the Western Bridger basin, and while taken from different individuals are probably very nearly correct in proportion. The *Diplacodon* measurements, with the exception of the femur, tibia and tarsus, are also from portions collected together and belonging to one individual. The *Titanotherium* vertebral measurements are from a single individual, but the other parts are taken from a number of individuals. The *P. major* of the Bridger is fully one-fourth larger than the above species.

ISECTOLOPHUS S. & O.

*Isectolophus* is a small tapiroid, slightly larger but with shorter limbs and feet and more spreading digits than the Uinta *Triplopus*.

In the line of genera to which it belongs the characters of the premolars in respect to the gradual assumption of the molar pattern are very important. These are wanting in the Uinta specimens, but the Bridger species, which was formerly referred by us\* to *Helaletes* (*H. latidens*) is closely related to *Isectolophus*, if not generically the same, and shows double internal lobes upon both pm. <sup>3</sup> and pm. <sup>4</sup>. The second upper premolar probably had two external lobes and one internal lobe. The distinctive features of the dentition, so far as known, are seen in the conic postero-external lobe of the upper molars, in the third lobe of the last lower molar and the absence of a diastema in the lower jaw. As pointed out in our preliminary description, these features place *Isectolophus* in or near the true tapir line. This conclusion is sustained by the discovery of the complete carpus and of the cuboid. The carpus is of a more primitive type than that of *Triplopus*, since the magnum and cuneiform surfaces of the lunar are subequal, as in *Hyrachyus*, while in *Triplopus* the magnum surface is much reduced, leading to the *Hyracodon* type. A still more important feature is the size of mc. v, as shown by its articular facet upon the cuneiform, indicating that there were four functional toes. The cuboid, when compared with that of *Triplopus*, is broad and reduced in vertical diameter.

*Generic characters.* Dentition, c.  $\frac{1}{1}$ , p.  $\frac{1}{1}$ , m.  $\frac{3}{3}$ . No diastema behind the canine. Fourth and probably third premolars in both jaws submolariform or with double internal lobes. Molars in both jaws resembling those of *Tapirus*. External lobes of superior molars (paracone and metacone) strongly convex and equal in size. Last lower molar with prominent third lobe. Manus and pes. Digits, 4-? 3. Lunar with subequal magnum and unciform facets. Cuboid broad with an extensive astragalar facet.

*Isectolophus annectens*,† nobis. The postero-external lobes of the superior molars are produced beyond the junction of the posterior transverse crests. A strong cingulum surrounds the crown.

*I. (Helaletes) latidens*,‡ nobis. The postero-external lobes are opposite the junction of the posterior crests. There is no cingulum.

The Bridger species may subsequently be found to represent another genus, but in the absence of the complete dentition of *Isectolophus*, it can only be separated by the characters of the molar crests, which are hardly generic. The structure of the premolars removes this genus from *Systemodon* Cope.

\* E. M. Museum Bulletin, No. 1, 1878, p. 51.

† Proc. Am. Phil. Soc., Sept. 2, 1887, p. 260.

‡ E. M. Museum Bulletin, No. 1, 1878, p. 51.

## ISECTOLOPHUS ANNECTENS.

## PLATE X.

This genus is represented in the Princeton collection by portions of four individuals, which apparently belong to the same species, and by the type of a second species from the Bridger. The type specimen (No. 10,400) consists of the second premolar and first and second molars of the maxillary series and the last lower molar and portions of the last premolar and first molar of the mandibular series. The second specimen (No. 10,401) preserves the first upper molar and fragments of the premolars and the fourth lower premolar associated with a portion of the ramus; also a complete carpus and portions of the metacarpus; also the cuboid and metatarsal elements, in addition to the vertebral and limb fragments. The third specimen (No. 10,399) is a mandibular fragment containing the fourth premolar and first and second molars.

## DENTITION.

*Molars.* In the type specimen (No. 10,400)  $m. 1$  and  $m. 2$  are preserved of the superior series. The external face is continuous but strongly trilobate (Fig. 1a) with a pronounced external cingulum and prominent anterior accessory cusp. The third lobe of  $m. 2$  is strongly produced beyond the junction of the posterior crest (Fig. 1). The transverse crests are rather low and obtuse, curving obliquely backwards. At the head of the main valley, directly opposite the median external lobe, is a low buttress. The internal cingulum is prominent, extending upon the anterior and posterior faces of the crown. The first molar is a smaller tooth of very similar pattern.

The third lower molar (Fig. 2) has a prominent crescentic heel. The anterior crests are stout and slightly oblique; the outer face shows a crescentic prolongation inwards, which is rather faint in the middle crest but is strongly produced in the anterior crest, the crescent thus formed being strengthened by a buttress. This buttress is a marked feature of the first and second lower molars, as seen in another individual (No. 10,399). In the latter the crowns are unworn (Fig. 11), the crests are suberescentic; the buttress is very distinct in the concavity of the anterior crest and this crest extends inwards, forming an anterior valley.

*Premolars.* With the type specimen there is a superior premolar (Fig. 1) in which the internal lobe is single, with a slightly paired crest extending to the outer lobes. This tooth is almost unquestionably the second premolar. Associated with the third specimen also there are portions of the external lobes probably belonging to  $pm. 2$ .

The fourth inferior premolar is preserved in each specimen (Figs. 2 and 11).

The anterior crest is lofty, bilobate, with a distinct anterior valley and buttress; the posterior crest is low, especially at the postero-internal angle. As shown in Fig. 11, the second and third premolars were bifanged, while the first premolar had a single fang and abutted closely against the canine as in *I. latidens*.

#### THE SKELETON.

*Axial.* The vertebral and other portions of the skeleton, associated with the second specimen (No. 10,401), indicate that they belong to a young individual. All the vertebral centra, lacking the epiphyses, and the contours of the posterior faces of the carpals being incompletely developed. The *vertebræ* belong to the posterior dorsal and lumbar region; the centra are much flattened vertically and slightly keeled. Fragments of the cranium and infraorbital region are present, but are not characteristic.

*Appendicular. Fore limb.* The scapula has a suboval glenoid face, with a raised anterior border and the base of an apparently prominent coracoid process. The distance between the outer border and the rise of the spine is very narrow, indicating a rather short neck. The proximal portion of the *radius* presents a limited lateral extension, with rather deep antero-posterior diameter. These proportions, taken in connection with the rather broad carpus, indicate that *Isectolophus* had a short fore limb.

*The Carpus.* The most important portion of the skeleton is the nearly complete right carpus with portions of the second and third metacarpals attached. This is the first carpus discovered belonging to any genus in this line of descent and with the *cuboid* fully establishes the systematic position of *Isectolophus* in the tapir line, as already inferred from the peculiarities of its molar teeth. The vertical diameter of the carpus proper is considerably less than the transverse, the series retaining in great measure the rather spreading character of the primitive type. The first and second rows fully alternate and interlock. The *scaphoid* has a subquadrate anterior face; the radial facet has a broad posterior extension. The trapezium facet is worn away; the trapezoid facet is excavated and is only a trifle broader than that abutting against the magnum. The *lunar* has a symmetrical radial facet with a prominent posterior hook; the inferior face presents subequal magnum and unciform facets, with closely similar angles of inclination; this is a very distinctive feature. The *cuneiform* has rather a limited transverse extension of the ulnar facet, with a small pisiform facet; the lunar and unciform surfaces are subequal. The trapezium is not preserved, but is indicated by a wide facet upon the trapezoid and upon mc. II. The

*trapezoid* is small, subquadrate, with convex scaphoid and metacarpal facets and subequal trapezium and magnum facets. The *magnum* has a pentagonal face with subequal scaphoid and trapezoid facets: the remaining three sides articulate—*a*, with the lunar; this facet, although narrow in front, extends back to the full depth of the lunar; also presenting a narrow unciform facet posteriorly; *b*, with the extension of mc. III; *c*, with the horizontal face of mc. III and the extension of mc. II. The *unciform* has a broad cuneiform facet, and oblique lunar facet; the inferior face presents subequal facets for the extension of mc. III and the upper face of mc. IV. The facet for the fifth metacarpal is narrow upon the anterior face and is presented obliquely outwards and backwards. The full extent of this important facet cannot be ascertained, owing to a partial fracture and the immaturity of the individual.

The *second* and *third metacarpals* have subequal shafts with a rather flattened and slender section, indicating that they were not long and that the digits were rather short and spreading. The second metacarpal has a lateral trapezium facet, a concave upper face for the trapezoid and an extension for the magnum and mc. III articulations. The third metacarpal besides the above and the deeply concave *magnum* facet has a lofty extension and abutment against the unciform. The fourth and fifth metacarpals are missing; the latter was borne upon the oblique unciform facet; the rearward extension of the unciform which forms the principal support of the toe in the tapir appears to be undeveloped. The proximal phalanges probably belonging to these metacarpals are preserved; they are elongated and rather slender.

The only portion of the *tarsus* represented is the *cuboid*, which, however, presents important diagnostic characters. It is very short and cylindroidal. The superior face is subcircular, with a large hooked calcaneal facet and a comparatively extended facet for the astragalus. The outer surface is grooved for the flexor tendons. The lower facet apparently supported mt. II and a portion of mt. III. The vertical compression of the cuboid indicates that the navicular and cuneiforms were much flattened. The distal portion of mt. III is broad with a prominent posterior keel, while mt. II is considerably narrower with an oblique face.

The distal portion of the *tibia* shows a prominent malleolus and posterior spine. The astragalar grooves are slightly oblique, and decidedly shallower than in *Epihippus*.

*Special Measurements, Skeleton.*

*Isctolophus, No. 10,401.*

	<i>M.</i>
Cuboid, vertical diameter .....	.011
"    transverse    "    .....	.0095
Distal face of tibia, transverse.....	.014
"    "    "    antero-posterior .....	.020
Carpus, vertical diameter, maximum.....	.019
"    transverse    "    "    .....	.026



Other measurements may be obtained from the plates, which are carefully drawn to scale.

	Dentition, Comparative Measurements.							
	Upper series, $pm^1-m^3$ .	Upper molars $m^1-m^3$ .	$m^2$ antpos-terior.	$m^2$ trans-verse.	Lower series, $pm_1-m_3$ .	Lower molars, $m_1-m_3$ .	$m_2$ antpos-terior.	$m_3$ antpos-terior.
<i>Isectolophus</i> . . . . .		.047*	.016	.018	.088*	.05*	.014*	.023
<i>annectens</i> .								
<i>Isectolophus</i> . . . . .		.036	.012	.013	.081	.042	.012	.018
<i>latidens</i> .								
<i>Systemodon</i> . . . . .	.063	.032	.0105	.012	.073	.035	.010	.016
<i>tapiroinum</i> .								

### The Systematic Position of *Isectolophus*.

Before discussing the relations of *Isectolophus*, we may review the grounds for referring this genus to a position in or near the direct tapir line: (1) As far back as the Wasatch and the overlying Wind River periods, we observe, as recently stated in full by Cope,† that a division in the lophiodont forms is indicated by the shape of the postero-external lobes of the superior molars; in one line they are conic, in the second or side line they are flattened. The former leads to the true type of tapir molar; the latter extends into another line of genera such as *Hyrachyus*, in which tapir characters were partly retained in the feet, but in which the teeth were rapidly departing from the tapir pattern; (2) another feature, to which Marsh first called attention as characteristic of this line, is the presence of a third lobe upon the lower molars; (3) a third feature is the absence of any considerable diastema behind the canine. So much for the dentition; the distinctive foot characters are more fully discussed later, they are: (4) In the carpus, the retention of subequal magnum and unciform facets upon the lunar, and the large mc. v facet upon the unciform; (5) the extension of the cuboid upon the astragalus, anteriorly and posteriorly.

The single tapiroid mark in *Helaletes* is the small third lobe of the last lower molar; in the flattened postero-external cusps, as in *Hyrachyus*, and in the high compressed tarsus resembling that of *Triplopus*, with its narrow astragalo-cuboidal contact, this genus widely departs from the tapir line. *Isectolophus*, on the other hand, has all these marks, and the points in which *I. annectens* varies from *I. latidens* are all in the direction of closer approximation to the recent tapir.

In *Systemodon* of the Wasatch (Cope Collection, see Tert. Vertebrata, Pl. LVI, Fig. 1-2), the third and fourth upper premolars have two external lobes and a

\* Approximate estimate.

† The Periosteoclyla. Am. Nat., 1887, p. 990.

single internal lobe. The third has a single transverse crest, and the fourth has the second crest just developing. In the true superior molars, the convex postero-external lobe is slightly posterior to the junction of the posterior transverse crest (metaloph), and there is a prominent cingulum embracing this lobe. In *Isectolophus latidens* of the Bridger, which is distinguished from *Systemodon* by the double internal lobes of pm.<sup>3</sup> and pm.<sup>4</sup>, the postero-external lobe is also slightly posterior to the crest, but in the Princeton specimen (*I. latidens*) there is no cingulum. Both these forms have slight diastemata in the dental series. In *I. annectens* the same lobe, which is homologous throughout with the primitive metacone of the tritubercular molar, is greatly produced beyond the junction of the posterior crest. The external cingulum reappears, so that in this respect, the genus reverts to *Systemodon*, but presents such a marked advance even upon the *I. latidens* molars in other respects that it must be considered a much more recent type. The third and fourth premolars probably show a more distinctly developed pair of internal lobes than in *I. latidens*. The inferior molars present the tapirine buttresses in the valleys and inflection of the anterior crests which are wanting in the Bridger species, but are occasionally seen in the Bridger varieties of *Hyrachyus*. Another developmental feature is the steady growth of the anterior accessory tubercle, which is so marked in the tapir. The comparative measurements of the teeth in these three genera show that, with the development of the molar pattern and metamorphosis in the premolars, there was a steady increase in size, extending proportionally in all parts of the dentition.

It thus appears that the primitive tapirs were well distinguished from the other lophiodonts very early in the Eocene period, and the tooth and foot structures characteristic of the recent forms were acquired even more rapidly than in the parallel line of primitive horses.

The Mioocene successor of *Isectolophus* is undoubtedly represented by the single three-lobed lower molar from the White River beds, which Dr. Leidy has referred to *Lophiodon occidentalis*. By analogy with the premolar evolution in all other perissodactyls we may anticipate that this tapir will be found to have three premolars like the molars (*Mesotapirus*).

#### TRIPLOFUS Cope.

Syn. : *Prothyracodon*, nobis, Proc. Am. Phil. Soc., Sept. 2, 1887, p. 260.

This genus was discovered by Prof. Cope in the Washakie or Upper Bridger strata, and we find that it is very abundant in the overlying Uinta. The mandibular dentition so closely resembles that of the smaller species of *Hyrachyus* described

from the Bridger, that it is possible that some of the latter belong to *Triplopus*. As Cope has pointed out, this genus is near the *Hyrachyus-Hyracodon* series, as shown by the teeth and the reduced condition of the fifth digit. It was an extremely light and graceful animal, with long slender limbs and feet of the proportions seen in *Mesohippus*, and about the height of the smaller domestic sheep. The manus and pes are extremely elongate, the podials being laterally compressed, the metapodials spreading very little, much less apparently than in either *Hyrachyus* or *Hyracodon*. The peculiarity of the manus is that the lunar rests almost entirely upon the unciform anteriorly. In the pes the cuboid is elongate and articulates with the astragalus by a very narrow joint. The genus is distinguished from *Hyrachyus* by the flattening of the external molar crests and their backward extension, also by the advanced reduction of mc. v. From *Helaletes*, by the single internal lobes of the premolars 3 and 4. There is a wide diastema behind the canine and the last lower molar is without a third lobe.

This genus is represented in our collection by portions of five or more individuals; in every case the specific determination is uncertain and the generic reference of one specimen is somewhat doubtful. The types include the *Prothyracondon intermedium* (No. 10,403) and *Hyrachyus obliquidens* (No. 10,402) of our preliminary bulletin. The former type, together with several individuals which are represented by skeletal fragments, is now referred to the same species as the latter; the latter, a superior molar, m.<sup>2</sup>, evidently belongs to *Triplopus*, and has associated with it a lower jaw which either lacks or has a rudimental first premolar, a good specific distinction from *T. cubitalis* Cope. The type of *P. intermedium* cannot be distinguished from *T. cubitalis*, except by indirect association with the *T. obliquidens* type.

*Generic characters.* Dentition, i. 3, e. 1, pm.  $\frac{1}{1} \frac{3}{3}$ , m. 3. A diastema behind the canine. Fourth and third premolars submolariform; upper third and fourth premolars with single internal lobes. External crests of superior molars flattened. Third lower molar bilobed. Skull, *mentus auditorius externus* closed by bone inferiorly. Tympanic expanding into a bulla. Posttympanic and paroccipital processes distinct. No postorbital arch. Manus and pes. Digits 3 3. Fifth metacarpal rudimental. Lunar resting principally upon unciform. Astragalus with slight cuboidal contact.

#### TRIPLOPUS OBLIQUIDENS S. & O.

PLATE XI.

*T. obliquidens.* Syn.: *Hyrachyus obliquidens*, nobis, Proc. Am. Phil. Soc., Sept., 1887, p. 259; probably also, *Prothyracondon intermedium*, nobis, *loc. cit.*, p. 260.

*Specific characters.* The transverse crests of the superior molars continuous; the first inferior premolar rudimentary or wanting.

#### DENTITION.

The superior premolar-molar series (Fig. 6; type of *P. intermedium*, No. 10,403), consists of pm.<sup>3</sup>-m.<sup>3</sup>. The external crests of m.<sup>1</sup> and m.<sup>3</sup> are wanting, as well as the transverse crests of pm.<sup>3</sup>. The external crests of the two *premolars* are subquadrate with two symmetrical vertical ridges (Fig. 6a). The anterior transverse crest of pm.<sup>4</sup> is strongly recurved, forming the single internal lobe, against which the slender posterior crest abuts. The entire inner face is surrounded by a prominent cingulum. The peculiarities of the *molars* are, the elevation of the transverse crests, the concavity of the postero-external crest and faint marking of the vertical ridge. In m.<sup>2</sup> and m.<sup>3</sup> the external crest is produced widely beyond the posterior transverse crest, but in m.<sup>3</sup> the external crest is very oblique and barely overlaps the posterior transverse crest, leaving no posterior fossa. These teeth closely resemble those of *T. cubitalis* as described by Cope,\* but are slightly larger.

	<i>Measurements.</i>	<i>M.</i>
<i>Superior molars</i> (10,403).		
Third premolar to third molar inclusive .....		.064
Second molar, antero-posterior diameter.....		.015
“ “ transverse “ .....		.015
Fourth premolar, antero-posterior diameter.....		.01
“ “ transverse “ .....		.0135
<i>Inferior molars, etc.</i> (10,402).		
Median incisors to third molars inclusive .....		.102
Length of the premolar-molar series.....		.076
“ “ molar series .....		.042
“ “ posteanine diastema.....		.012
“ “ symphysis .....		.035
Least width of “ .....		.016
Antero posterior diameter third superior molar.....		.017
Transverse “ “ “ “ .....		.014

The second specimen (10,402) is the type of *T. obliquidens*. It is intermediate in size between *Hyrachyus agrarius* and *H. nanus*. There are two mandibular rami (Fig. 7) with the symphysis complete and portions of the premolar-molar crowns; also a fragment of the maxilla with m.<sup>1</sup> and m.<sup>2</sup> and the complete crown of m.<sup>3</sup> (Fig. 10). The latter tooth resembles that of the specimen above described so closely, that it enables us to identify this specimen, first ascribed to *Hyrachyus*, as belonging to

\*Tertiary Vertebrata, p. 681.

*Triplopus*. The fangs of three subequal incisors and a medium sized canine are preserved, behind which is an extended diastema, followed in the left jaw by the minute alveolus of pm.<sup>1</sup> which may have been retained *in situ* at a less mature age. In the right jaw no trace of this alveolus can be seen. If this premolar is found to be invariably missing, this may be given as the generic distinction of *Prothyracon*. The second premolar is rather small, the third and fourth are submolariform. The three molars are nearly equal in size with the ordinary lophiodont pattern, the anterior crest is well incurved in the worn condition of the crown. The mandible is stout and well rounded, contracting greatly opposite the diastema. The measurements indicate a heavier jaw and larger animal than the type of *T. cubitalis*. The last molar has no trace of the third lobe, but there is a considerable space between it and the ascent of the coronoid process.

The third specimen (10,397) is of unusual interest, since it contains, associated with a few teeth, many portions of the skeleton and the complete tarsus and carpus.

#### *The Fore and Hind Limbs.*

The fore limb of *T. cubitalis* has been fully described by Cope, *op. cit.*, p. 684. It is remarkable for the unusual elongation of the fore arm and of the manus. The head of the humerus is laterally compressed, with marked fore and aft extent; the distal trochlea is unusually deep and extensive, indicating great play at the elbow joint. The distal portion of the scapula has a very long neck, and the spine rises very gradually; the scapula was probably high and narrow. The proximal facet of the radius is very deep antero-posteriorly. The ulna is remarkable for the great extension of its olecranon; distally it is apparently more reduced than in *T. cubitalis*.

The extremities of the bones of the *hind limb* are mostly preserved, and indicate that the proportions were long and slender. The femur has a long patellar facet and a deep intercondylar pit. The tibia has a narrow but prominent cnemial crest and double spine; the distal face has a deeply excavated astragalar trochlea which is decidedly oblique. The fibula has a fairly stout distal extremity, and is throughout entirely distinct from the tibia.

The *carpus* (Fig. 6). The scaphoid is very stout with a deep radial facet; inferiorly it presents a minute facet for the trapezium, an oblique trapezoid facet, subequal with the slightly larger and horizontal magnum facet. The lunar has a nearly horizontal unciform facet and vertical ental facet which rests partly against the scaphoid and has a slight magnum contact. The cuneiform is very thin, and has a narrow ulna facet extending into that for the pisiform. The trapezium was

extremely reduced. The trapezoid is wanting. The anterior face of the magnum is subquadrate, since the ectal lunar and unciform facets are in the same slightly oblique line. The unciform is remarkable for its depth; superiorly it has subequal cuneiform and lunar facets; inferiorly it has subequal mc. III and IV facets and a small facet for the rudiment of mc. V. The metacarpals have sharp distal keels confined to the deep posterior faces. The phalanges are deep and elongate.

The *tarsus* (Fig. 9). The main features of both the carpus and tarsus are described in the section on the feet of the Perissodactyla. In addition the following features may be mentioned: The sustentaculum of the calcaneum is very narrow; the cuboidal facet slants obliquely downwards as in the Artiodactyla. The metatarsals have the proportions seen in *Mesohippus*.

Measurements may be obtained from the natural size figures upon Plate XI.

#### *The Systematic Position of Triplopus.*

Prof. Cope (Tert. Vert., p. 678; Am. Naturalist, 1887, p. 999) has placed *Triplopus* in a distinct family. He says: "The entirely rudimentary character of the fifth metacarpal, which with its digit is so well developed in *Hyrachyus*, places *Triplopus* in another family and in a distinct line of descent. I think that it must be regarded as one of the forms connecting the lophiodonts with the rhinoceroses." We cannot accept this conclusion. In the discussion of the manus and pes in the *Hyrachyus-Hyracodon* series, on a later page, it is shown that the feet of *Triplopus* are in every detail intermediate in structure between those of the above Bridger and White River genera. The teeth are also transitional. In the upper molar series of *Triplopus*, from the third premolar to the last molar inclusive, the external faces have a striking resemblance to those of *Hyracodon*, while the wearing surfaces of the same teeth are close to those of *Hyrachyus*. The departure from the *Hyrachyus* pattern is seen, first, in the decided elevation of the crests and disappearance of the postero-external lobe or ridge; second, in the rhinocerotie shortening of the posterior transverse crest of m. 3; both these changes are in the direction of *Hyracodon*.

These characters suggest our considering the genus *Triplopus* as a transition form. None of the known species, however, exactly fill the requisite transition features. *T. cubitalis* and *T. obliquidens* are apparently to be considered aside from the main line, on the following grounds: The fore arm is proportionally much longer, the metapodials are more compressed, the lateral elements of the pes especially are more reduced than in any possible direct ancestor of *H. nebrascensis*. A smaller, lighter species of *Hyracodon* is, however, represented in the Harvard collection by a carpus which while slightly larger than that of *T. obliquidens* presents a very similar

stage of reduction of the lateral metapodials. This is further evidence that some species of the Lower Miocene genus will be found to approach *Triplopus* much more closely than *H. nebrascensis* does. The upper molars of the known species of *Triplopus* entirely lack the rhinocerotie "antirochet" seen in *Hyracodon*, and are also devoid of the strong external cingulum.

Another feature of *Triplopus* should, however, be mentioned, which may serve to justify Prof. Cope's views of its separate systematic position, that is, the apparent expansion of the tympanic into a small auditory bulla. The *meatus auditorius externus* is completely enclosed below, whereas both in *Hyrachyus* and *Hyracodon* it is widely open.

We probably have in *Triplopus* a highly specialized cursorial type in which there is a slightly more marked tendency to monodactylism than in the predominant species of either *Hyrachyus* or *Hyracodon*. A recently completed restoration of *H. nebrascensis* from materials in the Princeton and Harvard Museums shows that the Miocene genus retained substantially the proportions of *Hyrachyus eximius* as seen in the complete skeleton discovered by Cope.

#### EPIHIPPIUS Marsh.

This genus is represented by the lower jaw and numerous portions of the skeleton of a single young individual (No. 10,405). The species cannot be determined. The specimen is provisionally referred to *E. uintensis* Marsh.

*Generic characters.* Dentition, i. 3, c. 1, pm. 4, m. 3. The third and fourth upper premolars are like the molars, and the corresponding lower premolars have the double antero-internal cusps (*a a* Rüttimeyer). The ulna is complete and distinct from the radius. The lunar rests equally upon the magnum and unciform. Digits 4-3.

#### EPIHIPPIUS UINTENSIS Marsh.

##### PLATE XI.

*Dentition.* The lower jaw is shallow, tapering to the narrow, slender symphysis. The incisor fangs (Figs. 3, 3a) are equidistant and subequal. The canine is considerably larger. The first premolar has a simple pointed crown and single fang. The premolars 2-4 are missing. The second molar has the characteristic reduplication of the antero-internal cusps. From the antero-external cusp (protoconid) a sharp ridge extends downwards and inwards; there is a well-defined external cingulum. The third molar shows the same characters with a strong posterior cingulum. The superior teeth are not preserved.

*Fore limb* (Figs. 4, 4a). The distal portion of the humerus shows an extensive trochlea and deep anconal pit, but no perforation. The proximal portion of the radius entirely conceals the ulna; the shaft is arched forward, strongly convex in front; the ulna descends along the flattened posterior surface and appears at the side in the lower third of the shaft. The ulna has a small pisiform and narrow unci-form facet. The characteristics of the carpus are fully described elsewhere and well shown in the figures. The third metacarpal does not show the increased size we should have anticipated in this genus, but would probably be relatively much larger in an adult individual. The fifth metacarpal is about three-fourths the length of the second and fourth. The phalanges are rather short and stout. The ungual phalanges spread distally. The metapodial keels are very prominent on the posterior face.

*Hind limb*. The tibial shaft is preserved, but is not characteristic. The tarsal characters (Fig. 5) agree closely with those of *Hyracotherium*, and are fully described elsewhere. The astragalus has a very deep groove, narrow navicular facet, narrow cuboidal contact, and three distinct calcaneal facets. The calcaneum has a distinct fibula facet and rather short stout tuber; the sustentaculum is very narrow. The third metatarsal is very deep and much stouter than the second and fourth, which are strongly rotated backwards. The second metatarsal apparently articulates laterally with the ectoeneiform.

Taken altogether *Ephippus* preserves more of the primitive characteristics of *Hyracotherium* than we should have anticipated. These are especially seen in the carpus. The tarsus shows more marked reduction of the lateral members. The fibula is probably still complete.



## PART IV.

BY HENRY FAIRFIELD OSBORN.

## THE EVOLUTION OF THE UNGULATE FOOT.

In the Uinta and underlying Washakie beds we meet with, at least, five distinct series of Perissodactyla, representing the recent Tapiridæ and Equidæ, also the Titanotheriidæ and Hyracodontidæ, which became extinct in the Miocene, and Amyndontidæ which may have given off the true rhinoceros line. The foot bones of each of the series are fortunately represented wholly or in part in the Princeton collection and present interesting transitions to the Bridger types of feet on the one side and the White River on the other. Many notes upon the latter have been derived from the study of the collection in the Museum of Comparative Zoölogy through the courtesy of Prof. Agassiz. The writer is also greatly indebted to Prof. Cope for free access to his collection which is so rich in Lower Eocene forms.

A careful comparison of these earlier and later forms showed it to be possible to distinguish, in nearly every instance, the separate elements of the feet in each series by a number of inconspicuous but thoroughly diagnostic marks. This led the writer to a study of the minor characteristics of the foot bones in the recent and extinct Perissodactyla and the earlier Ungulata in general. Kowalevsky has given us a model for such research in his *Anchitherium* memoir, in which structural modification is constantly viewed from the functional standpoint, while we are greatly indebted to Cope for his numerous essays upon the broad lines and philosophy of the transitions from the taxepod to the recent ungulate foot. The purpose of the present contribution is to indicate the chief characteristics of the foot bones in each of the phyla diverging from the primitive Taxepoda, chiefly in their bearing upon phylogenetic questions and the laws of modification of foot structure. The subjects may be conveniently treated in the following order :

- I. The foot structure in the ancestral Taxepoda or Protungulata and the modifications which take place in the ungulates in general in the evolution from the primitive type.

- II. The main features of the manus and pes in the Hyracoidea, Amblypoda, Proboscidea, Toxodontia, and in Macrauchenia.
- III. The chief and minor characteristics of the manus and pes in the various series of Perissodactyla.
- IV. The taxonomic value of the primitive and secondary articulations in the manus and pes.
- V. The laws of modification of foot structure.

#### I. THE PRIMITIVE FOOT.

The more recent types are connected with the remarkably simplified feet of the Puerco ungulates by *Phenacodus*; without this link it would be presumption to describe the feet of such genera as *Periptychus*, *Ectoconus*, and *Meniscotherium*, as ungulate, since, excepting in the terminal phalanges, they resemble the plantigrade carnivore foot far more closely than those of any living ungulate—possibly excepting Hyrax.

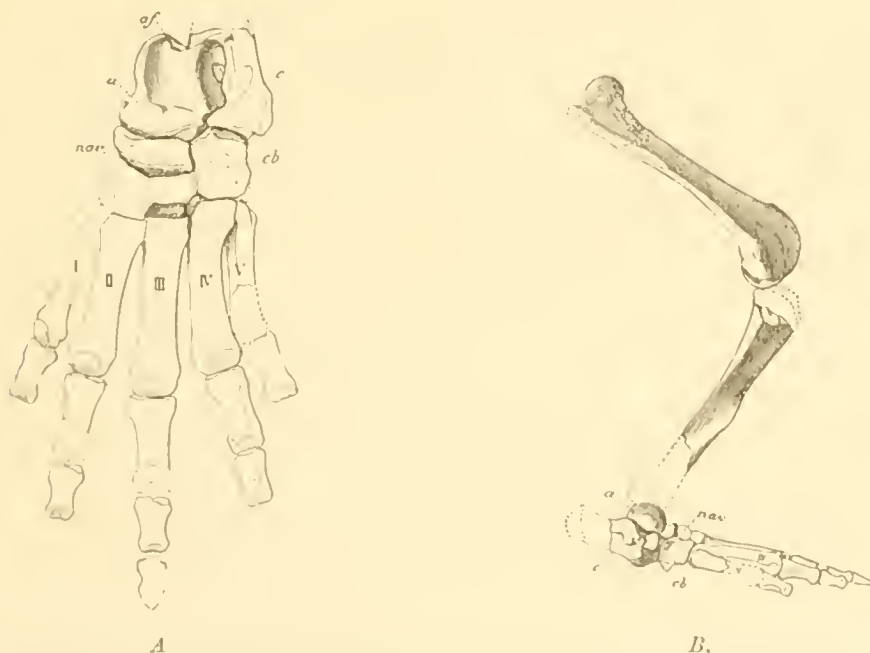
The pes of the Puerco *Periptychus* and *Pantolambda* are fully known. The former corresponds so closely with that of *Ursus*, we may anticipate a similar homology in the manus, especially as the entire structure of the upper portion of the fore limb is bear-like. Our actual knowledge of the primitive taxepod manus is at present inferential from *Phenacodus* in comparison with the more recent types in which taxepod characteristics persist—as in most cases we can readily detect and eliminate secondary structures.

*General characters.* The primitive manus and pes of the lowest Eocene ungulates had five spreading digits bearing spatulate terminal phalanges marked by a median groove. The first and fifth digits were short. The separate elements of the podium and metapodium were articulated serially, the only interlocking joints being, as in all mammalia, beneath the scaphoid and unciform, cuboid and navicular. In standing, the entire sole rested upon the ground, the foot forming a right angle with the lower leg; the limited astragalo-tibial facets in all the Puerco forms leave no doubt upon this point, and we have a persistent example of this type in *Hyrax*.

**THE PES.** In the pes both the tibia and fibula were supported upon the astragalus; a fibulo-calcaneal facet is frequently assigned as one of the characteristics of the primitive ungulate foot,\* from the fact of its appearance in so many different phyla. Among the primitive Ungulata this facet has thus far been observed only in *Meniscotherium*, it is wanting in all the other Condylarthra. (1) In this genus it has

\* See Marsh, Dinocerata, Characters of the *Protungulata*, p. 171.

a trochlear character, the fibula resting upon the calcaneum throughout extension, as in *Micrauchenia* and the Artiodactyla. (2) In the primitive Equidae and in the Titanotheridae, the fibula rests upon the calcaneum in extreme flexion. In ancestors of the latter family we observe this facet developing evidently as an adaptation to great body weight. (3) The third type of fibulo-calcaneal facet, as seen in the Proboscidea, (?) Dinocerata, and *Toxodon*,\* in which the ankle motion is limited and the fibula rests broadly upon the calcaneum, is also probably a secondary adaptation to weight. As in several instances this facet has been acquired secondarily, as it is wanting in the majority of primitive taxepods, and is not essential to the perfect working of the plantigrade ankle joint—the evidence as to its primitive character is certainly not conclusive.†



DIAGS. 6-7.—Hind limb of *Peripitychus rhabdodon* Cope, from original in the Cope collection. A, Front view of pes,  $\times \frac{1}{2}$ ; B, Side view of right hind limb,  $\times \frac{1}{2}$ . The restored and conjectural portions are in dotted lines. *af*, Astragalar foramen.

The trochlear groove of the *astragalus* faced upwards, when the foot was prone, and with its slight concavity and obtuse edges allowed considerable lateral movement. The antero-posterior movement was evidently very limited, for this facet in all the Puerco genera is small; it was indented by a foramen probably transmitting the *flexor digitorum communis*. The importance of this astragalar foramen as

\* "In *Toxodon* the fibula articulation is of unusual size." Cope, Proc. Am. Phil. Soc., April, 1881, p. 402.

† We are speaking of primitive ungulates, not of primitive Mammalia in general.

a characteristic of the Ungulata and primitive Mammalia generally has been hitherto overlooked. Cope has observed it in *Bathmodon*\* and in *Periptychus*;† Marsh has described it as present in about one-half the *Uintatherium* astragali.‡ Lemoine§ has found it in all the Cernaysien mammals, which are of about the same age as the Puerco. It is also present in *Ectoconus*, *Meniscotherium*, *Pantolambda*, and in many if not all of the Puerco creodonts. The astragalus had a short neck articulating distally mainly with the navicular by an oval and strongly convex facet, and, while in several Puerco genera (*Periptychus*, *Pantolambda*), it has a considerable ectolateral facet for the cuboid, this facet was probably absent in the most primitive forms. Another important feature was the articulation with the calcaneum by two facets only, the ectal (posterior) and sustentacular (see *Phenacodus*, Diagram 10).

The *tibiale*.|| A careful comparison of the tarsus of *Periptychus* and *Dendrohyrax* has brought out the interesting fact that there is a broad ental facet upon the astragalus in some of the Taxeopoda for the tibiale similar to that in the Hyracoidea. This facet, which Cope has recognized as the tibiale or "internal navicular" in *Periptychus*, is also observed in *Meniscotherium*, *Pantolambda*, and the Puerco mammals generally. It has been pointed out by Baur in *Uintatherium*, by Cope in *Bathmodon*, and should undoubtedly be added to the list of primitive characters of the pes.

The *calcaneum* resting upon the ground with its sustentaculum bore the whole weight of the leg transmitted through the astragalus, articulated distally by a concave facet with the cuboid. The cuboid supported mts. iv and v, the three subequal cuneiforms articulating respectively with mts. i, ii and iii. A very constant feature was the relative shortening of the mesocuneiform (*Phenacodus*), so that the proximal portion of the mt. ii was inserted between the endo- and ectocuneiforms. A similar facet may be present between mt. iii and the cuboid; these ectal facets being analogous to those upon mes. ii and iii in the manus in not being of a supporting character; in other words, there was no true displacement between the podium and metapodium.

THE MANUS. There was in all probability a centrale occupying the same position as in *Hyrax*, for this element has now been found both in the Hyracoidea and

\* Tertiary Vertebrata, p. 551.

† *Op. cit.*, p. 399: "This foramen is formed by the closing of the usual tendinous notch," etc.

‡ Dinocerata, p. 148.

§ Various papers upon the Cernaysien fauna.

|| Baur, On the Morphology of the Tarsus in the Mammals, *American Naturalist*, Jan., 1885, p. 349. See also, Marsh, *Dinocerata*, p. 146.

Proboscidea.\* The distal row of carpals was probably much broader than the proximal, and the metapodials, as in the pes, were without any lateral facets.

#### GENERAL MODIFICATION OF THE FEET.

The primitive structure, as Cope has shown, is approximately preserved in the plantigrade *Hyrax*, showing that all the secondary articulations in various ungulates were adaptations to digitigradism. There are four stages in the foot elevation: First, the plantigrade, already described; then the semiplantigrade, seen in the feet of the Proboscidea and Dinocerata, with short slanting metapodials well raised proximally. Rüttimeyer has proposed "digitiplantigrade" for the reduced types with elongate vertical metapodials in which the phalanges rest fully upon the ground (*Camelus*). As this condition is practically analogous to that in one division of the Carnivora, it may be more simply described as digitigrade. There are of course many steps between this condition and the unguligrade foot, in which the terminal phalanges alone rest upon the ground (*Equus*).

The universal result of elevation of the wrist and ankle joints was displacement in some form, from the serial order, adapting the foot bones to the new incidence of impacts and strains. Then came reduction of one of the lower leg bones and of the lateral digits. With one exception, seen in the proboscidian manus, the departure from the serial type was upon a single principle: First,† the II and III metacarpals and metatarsals acquired lateral supporting facets upon the second row of podial elements, usually upon the outer side. Second, the bones of the upper row of carpals and tarsals formed articulations with the more ectal elements of the second row.

In the general modifications of the MANUS it is important to note that mes. II and III invariably acquired supporting facets upon the ectal side with the magnum and unciform respectively. Excepting in the semiplantigrade orders the reduction of the first digit was very rapid, it being already absent or functionless in the Eocene Diplarthra. The extension of the lunar was the next step in displacement; spreading upon the trapezoid in the Proboscidea, or upon the unciform, by its own growth or that of the unciform beneath it, in all other ungulates. This is incipient in *Phenacodus* and extensive in the Amblypoda. In other phyla the displacement of

\* Rüttimeyer, Ueber einige Beziehungen zwischen den Säugethierstämmen Alter und Neuer Welt, Zurich, 1888.

† See Marsh, Dinocerata, p. 183 [2]. That the metapodial displacement was more primitive than the podial is shown both in *Phenacodus* and *Hyrax*, in which mes. II and III abut laterally against the magnum and unciform, while the carpals are serial.

the scaphoid and lunar was probably concomitant.\* In the earliest known Diplarthra the scaphoid has a facet upon the magnum of the same width as that of the unciform beneath the lunar—these facets increase, *pari passu*, until we reach the most specialized forms. In all the Perissodaetyla the law of ectal displacement of the metacarpals is maintained; after mc. I disappears the trapezium persists; as mc. II is reduced it invariably retains its entire hold upon the trapezoid; mc. III spreading only to the ectal side (Kowalevsky). In the adaptively reduced Artiodaetyla, however, mc. III acquires a broad trapezoidal facet, forming an exception to the otherwise universal rule.

The general modifications of the PEs are still more interesting. In the astragalus the flexor foramen disappeared, being for a long time represented by a groove; the primitive foot undoubtedly had a limited grasping power, the flexion being distributed between the metapodials and phalanges; this was replaced by the greatly increased play in the ankle joint and the development of the muscles inserted in the *tendo achillis* as propellers. The trochlear groove deepened, limiting the motion to the fore and aft direction (Cope); the navicular facet became saddle-shaped and then flat, excepting in the artiodaetyl phylum; the sustentacular facet divided into two, which may be called the “sustentacular” and “inferior,” producing three distinct calcaneal facets.† The displacement of the astragalus and cuboid by reciprocal growth was almost universal, having but two exceptions, in the Proboscidea, where the navicular extended upon the cuboid, and in the lines of Perissodaetyla, which tended to monodactylism. The calcaneum in several series acquired a fibular facet, the tuber was elongated and the sustentaculum extended inwards. While rarely in contact with the navicular anteriorly (as in the primitive horses), the calcaneum in some

\* Upon this point hangs the question whether the diplarthrous foot ever passed through the amblypodous stage, as held by Cope. In the absence of any direct palæontological evidence, Schlosser (Beiträge z. Stammesgeschichte der Huftiere, p. 6) has strongly insisted upon the direct derivation from the Condylarthra upon the ground of the dissimilarity both in foot and tooth structure. His objections, though well taken, indicate a misunderstanding of Prof. Cope's taxonomic principle of selecting genera at a certain stage of evolution in foot or tooth structure, to form a family or order, irrespective of actual descent or relationship. When, upon this system, the derivation in question is maintained, no genetic relationship of the Perissodaetyla and known Amblypoda is thereby implied, but that at one stage in the evolution of the diplarthrous foot the lunar rested widely upon the unciform, as in *Coryphodon*, the scaphoid not reaching the magnum. This proposition seems to us highly improbable, for we must suppose that the lunar first extended upon the unciform while retaining its entire magnum facet, then it became reduced while the scaphoid extended upon the magnum—this hypothesis is rendered improbable by the fact that in all the early Diplarthra the scapho-magnum and lunar-unciform facets are subequal. The proboscidian manus is an exact counterpart to the amblypod manus, and shows that the latter is to be considered not as in an intermediate but as in a final stage of development.

† It is interesting to note the close parallelism to these adaptations to digitigradism in the Carnivora; we observe an entirely analogous division in these facets and evolution of the ankle joint.

series acquired a posterior navicular facet. The reduction of the entocuneiform followed that of mt. I. The fifth digit was much more rapidly reduced than in the manus. Independently of these reductions, mt. II and mt. III formed oblique supporting facets with the ectocuneiform and cuboid respectively analogous to the "alternating" metacarpal articulations, but the metatarsal articulations were much more variable than the metacarpal. As a general rule metatarsal displacement and growth was to the cetal side, the exception being in the Equidæ, where mt. III extended rapidly over the mesocuneiform.

The *metapodials*. In all the perissodactyls, primitive artiodactyls, and inadeptively reduced artiodactyls we find, as above stated, but one alternating type of metacarpo-carpal articulation; the adaptively reduced artiodactyls develop a second type of metacarpal articulation. In the *pes*, beginning with the "serial" type of *Phenacodus*, we find that genera tending to monodactylism develop what may be called the "plane-serial" type, in which there is for a period no lateral spreading (*Hyracotherium*). The "reverse" type is exemplified in *Aphelops* and *T. indicus*, in which the second and fourth metatarsals both acquire ectocuneiform facets. The alternating type is developed in the *Titanotherium* tarsus and some other Diplarthra precisely as in the carpus. Each of these types has, of course, its functional significance.

We may now consider some of the special characteristics of the manus and pes in the five side lines. While observing many features which point back to the common taxepod stem form, there are few or none which indicate any nearer mutual affinity than this.

## II. THE HYRACOIDEA, AMBLYPODA, PROBOSCIDIA, Etc.

### 1. HYRACOIDEA.

An important fact is brought out by the comparison of the feet of *Hyrax* and *Dendrohyrax*. The manus and pes are absolutely plantigrade. In both, the carpals are arranged in strictly serial order, as described by Cuvier and Cope, although the metacarpals show decided lateral displacement. But in the tarsus of *Hyrax* the calcaneum rests exclusively upon the cuboid, and, as in *Phenacodus*, the calcaneo-cuboidal articulation is actually in some cases below the level of the astragalo-navicular.\* In *Dendrohyrax* (*H. arboreus*, Princeton Museum), also from the Cape, the

\* These relations were found by removing the skin and tibia from the foot of a dried specimen in the Cope Collection. De Blainville's figure of *H. capensis* and *H. sylvaticus* show these facts on the same level.

astragalus has quite a broad cuboidal facet. The striking difference in the pes of these two genera bears directly upon the question of the taxonomic value to be attached to these articulations.

Other features of the feet are the interlocking tibio-astragalar joint, the probable presence of a *tibiiale*, the *centrale* in the carpus, the reduction of mts. I and V in the pes.

## 2. AMBLYPODA.

Cope has described the feet in this order as "plantigrade" ("Tertiary Vertebrata," p. 507). This term, which has also been generally applied to the proboscidian feet, should now be restricted to the types in which the entire foot rests on the ground. The Puereco *Pantolambda*\* was probably plantigrade. The position of the metapodials in the Pantodonta and Dinocerata as indicated in the figures of Marsh ("Dinocerata," p. 184) was analogous, the wrist and ankle joints in each being well raised from the ground. Our own study of the tarsals of *Coryphodon* has, however, convinced us that the pes was almost plantigrade, while the manus was semi-plantigrade.

The metacarpals II and III are displaced, alternating upon the magnum and unciform. The intercarpal displacement is unique; the lunar has a broad foothold upon the unciform, while the scaphoid has either no magnum facet (*Coryphodon*, *vide* Cope) or rests by a considerable posterior facet upon the magnum† as in some species of *Uintatherium*. The cuneiform rests partly upon mc. V.

In the tarsus Baur called attention to the facet probably for the *tibiiale* upon the astragalus of *Coryphodon*‡ and *Uintatherium*. The displacement is extreme, the astragalus extending the entire breadth of the foot in front, covering both the navicular and three-fourths of the cuboid. The astragalar foramen is frequently present in *Coryphodon* (see Cope, *loc. cit.*) and in *Uintatherium* (see Marsh, "Dinocerata," p. 148). The calcaneum has the primitive ectal and sustentacular facets, and the fibula occasionally came in contact with it (*Uintatherium*, Marsh, *op. cit.*, p. 152). The metatarsal articulation is of the "reverse" type, mts. II and IV articulating laterally with the ectocuneiform. The Amblypoda with unreduced digits, very short spreading

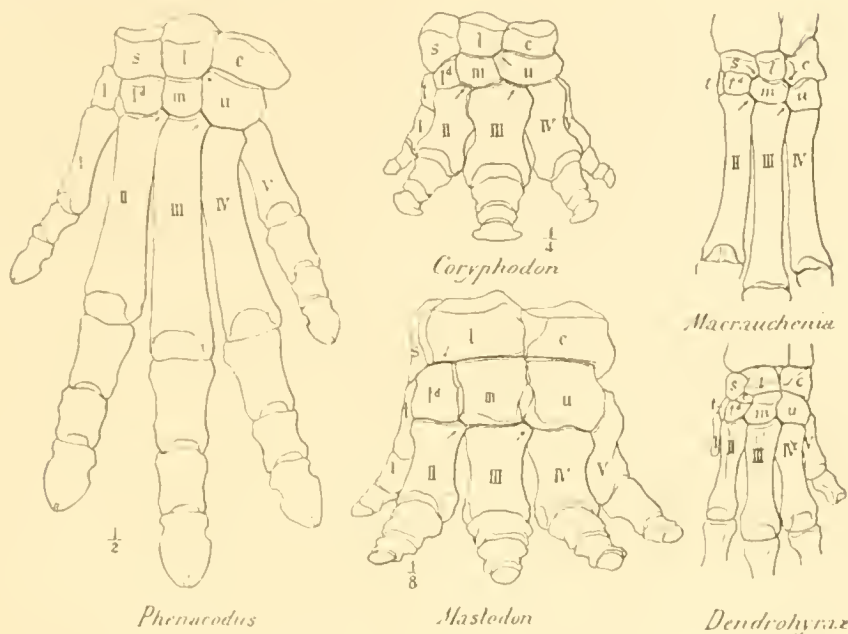
\* Placed by Cope in the Amblypoda.

† In his definition of the Amblypoda, Prof. Cope says ("Tertiary Vertebrata," p. 378): "Scaphoid supported by trapezoid and not by magnum, which with unciform supports the lunar." See also, Amer. Naturalist, Nov., 1884, p. 1110. While this definition may apply strictly to *Coryphodon*, it cannot to *Uintatherium*. Of three carpal series in the Princeton Museum, two show a broad scaphoid facet upon the posterior half of the magnum, the third has none. In Marsh's "Dinocerata," the lithographic figure on Plate LIV is incorrect; the wood-cut, Fig. 152, is approximately correct; the scapho magnum facet is not indicated in Fig. 113, but is well shown in Plate XXXIV, Fig. 5, see page 113.

‡ Cope, however, separates *Coryphodon* by the absence of a *tibiiale*, from *Bathmodon*, in which it is present.



metapodials and peculiar carpal displacement, a foot type adapted to animals of heavy bulk, really present a striking analogy to the Proboscidea and an intermingling of primitive with acquired characters.



DIAG. 8.—The displacement of the bones of the manus in the Ungulata, I. *Phenacodus primævus*, from original in the Cope collection. *Coryphodon humatus*, after Marsh. *Dendrohyrax arboreus*, from original in the Princeton collection. *Macrauchenia patagonica*, after Gervais. *Mastodon Americanus* from original in Princeton collection. The oblique arrows indicate the direction of displacement.

### 3. PROBOSCIDA.

Weithofer\* has recently directed attention to the unique departure from the taxopod condition of the carpus in this order—the lunar spreading upon the trapezoid, *i. e.*, to the ental side, instead of upon the magnum. In *Mastodon arvernensis*, *Elephas meridionalis* and *E. antiquus* from one-fourth to one-fifth of the inferior face of the lunar rests upon the trapezoid. We find the same condition in *Mastodon Americanus*.

This author attributes this to the enlargement of the ulna and its extension upon the lunar *vs.* the radial enlargement in all other ungulates. This displacement is variable, since it actually recedes and sometimes disappears (*op. cit.*, p. 515) in the adult recent forms (*E. Indicus*, *E. Africanus*). Burmeister moreover has figured† the carpus of a specimen of *M. Humboldtii*, in which the lunar spreads both upon the trapezoid and magnum. Another primitive feature of the carpus is the recently

\* Einige Bemerkungen über den Carpus der Proboscider. Morph. Jahrb., 1888, p. 507.

† Ann. del. Mus. Publ. d. Buen. Ayres, Plate XIV, p. 287.

discovered centrale.\* The distinctive features of the tarsus have long been recognized, viz., the extension of the navicular with the astragalus above the cuboid, and the fibulo-calcaneal facet.

#### 4. TOXODONTIA.

Prof. Cope† has found a striking resemblance to the proboscidian pes in *Toxodon*. The astragalar and fibular facets of the short calcaneum are subequal and face upwards, the cuboid facet is on the inferior face of the extremity of the calcaneum and faces downward. The astragalus has probably no cuboid facet; its navicular facet is plane and truncates the bone somewhat inferiorly as well as distally. The metapodial elements are robust and short, the distal metatarsal keels are posterior and rudimental; the proximal faces have lateral facets indicating a slight displacement. The number of digits is uncertain, the lateral ones are reduced in length, but robust. "The posterior feet were more truly plantigrade for the extremity of the calcaneum reached the ground." The instep was raised, forming an arched angulate type of foot. If this description is correct, this foot is more primitive than that of the Proboscidia.

#### 5. MACRAUCHENIA.

The feet of *Macrauchenia* have some striking peculiarities. The lateral displacement in the carpus and tarsus so characteristic of all the Perissodactyla is absolutely wanting in the tarsus and aberrant in the carpus. As Burmeister pointed out in his most recent paper‡ (p. 263) a gap exists in the usual point of junction of the calcaneum, cuboid, astragalus and navicular. The astragalus is entirely separated from the cuboid and even from the calcaneum, the navicular participating in this separation. His description and figures strikingly suggest the arrangement of the tarsals of the dog in this region. The calcaneum has but two astragalar facets, the sustentacular and inferior having coalesced, as in some species of *Palæotherium*, *Rhinoceros*, and the Hyracodontidæ; its distinctive feature is the extensive fibular trochlea, very similar to that in the Artiodactyla, and functionally unlike those observed in the primitive Equus and Titanotherium series. The carpus is also

\* Rüttimeyer, *op. cit.*, page 11, foot-note.

† Note on the Structure of the Posterior Foot in *Toxodon*. Proc. Am. Philos. Soc., April, 1881, p. 402.

‡ Neue Beobachtungen an *Macrauchenia Patagonica*. Nova Acta der Ksl. Leop.-Carol. Deutschen Akademie der Naturforscher, Bd. XLVII, Nr. 5, pp. 239-267 (Nachträgliche Beschreibung der Fusswurzel von *Macrauchenia*). Also, Descripción de la *Macrauchenia Patagonica*. Ann. del. Mus. Publ., Buenos Ayres, Tom. i, p. 32-66.

unique, in the fact that while the scaphoid has acquired an extensive magnum facet, the lunar is extremely small; the magnum is large and not only excludes the lunar from the unciform, but actually has a eunciform facet. Burmeister describes facets for lateral digits upon the pes.\* The metapodials are strongly keeled.

Schlosser† lays great stress upon the primitive character of this animal as shown in the serial disposition of the foot bones and the epicondylar foramen of the humerus. In his earlier paper (Zool. Anz., p. 683), he placed this genus with the Perissodactyla; later he separated it: "Fasst man alle diese Merkmale zusammen, so kann man kaum entschliessen *Macrauchenia* den Perissodactylen beizuzählen" (Morph. Jahrb., Bd. XII, 1886, p. 22). Upon this it may be observed that the arrangement of the carpals is not serial, as he intimates, but has a peculiar adaptive displacement. The fibulo-calcaneal facet may be considered a secondary character (see p. 533). We can in fact only conjecture the phylogenetic position of this genus, with its extraordinary mixture of characters. Upon the whole it is more nearly related to the perissodactyl than to any other phylum, and is possibly an offshoot of the primitive mesaxonic stem, separating from the main line at a period corresponding to the Wasatch.

### III. THE PERISSODACTYLA.

When we examine the Diplarthra as a whole, after reviewing the unrelated and widely divergent groups which have already been considered, in which the displacement of the carpals and tarsals presents little or no analogy, we find in contrast a very striking uniformity in the displacement of the upper elements to the outer side, *i. e.*, in the carpus, the scaphoid articulates with the magnum in the same degree that the lunar articulates with the unciform; in the tarsus, the astragalus invariably extends upon the cuboid. This is the universal law of displacement which is subject to variation in degree only. It characterizes the stem forms of every family, and is secondarily modified by growth arising from special causes.

We may begin with a type in which the displacement is least extreme, and will here consider only the Perissodactyla.

\* *Op. cit.*, p. 265. "Obgleich *Macrauchenia* nur drei vollständige Zehen an jedem Fuße besitzt, so sind doch Reste von zwei anderen, wenigstens am Hinterfusse vorhanden gewesen, wie die Gelenkflächen am Astragalu und Naviculare, gleich wie am Cuboideum beweisen."

† Zur Stammesgeschichte der Huftiere. Zool. Anzeiger, No. 210, 1885, p. 683. Also, Beiträge zur Kenntniss der Stammesgeschichte der Huftiere. Morph. Jahrb., Band XII.

## 1. THE TAPIR SERIES.

In *Isectolophus* (No. 10,401, Princ. Coll.), from the Uinta beds, we have a genus which is in or near the line of the true tapirs. It is represented by the almost complete carpus and a single element of the tarsus, the cuboid. (See full previous description, also Pl. X, Fig. 3.)

The *carpus*. The elements of the carpus are broad relatively to their height. The scaphoid has a horizontal trapezoid facet and slightly oblique magnum facet; thus its main weight is borne by the former bone. The lunar is large and has a slightly larger unciform than magnum contact, but it may be said to rest equally upon these bones. The cuneiform divides the upper surface of the unciform with the lunar. The magnum articulates with the scaphoid, lunar, trapezoid, unciform, and distally with the metacarpals II and III. The carpo-metacarpal articulation is of the usual alternating order. The unciform has inferior facets for metacarpals IV and V.

The *tarsus*. The cuboid is subquadrate in shape when viewed from in front and from above and proximally has a small astragalar facet.

No intermediate forms have been described. The manus and pes of the recent *Tapirus indicus* do not show a very wide divergence from the type above described. The scaphoid is enlarged posteriorly and besides its trapezium facet has subequal and horizontal trapezoid and magnum facets. The lunar has a relatively larger unciform facet, but still rests directly upon the magnum by a horizontal facet which is variable in width. The cuboid is subquadrate and partly supports the astragalus. The tarso-metatarsal articulation varies in different species. In *T. indicus* both mts. II and IV abut against the ectocuneiform.

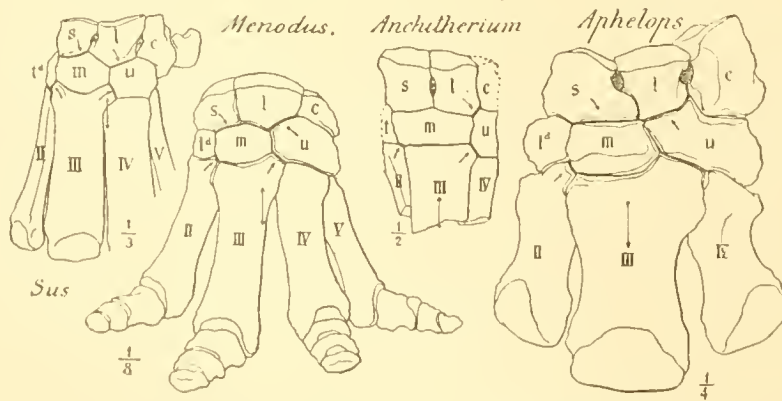


FIG. 9. The displacement of the bones of the manus in the Ungulata, II. *Sus scrofa*, illustrating the typical adaptive displacement in the Artiodactyla. *Titanotherium* (*Menodus*), from original in Harvard collection; *Ancitherium aurelianense*, after Kowalevsky; *Aphelops*, from original in Harvard collection. The oblique arrows indicate the direction of displacement; the double vertical arrows indicate the mesaxial line of the foot.

## 2. THE EQUUS SERIES.

The equine series is the most complete known, and is well distinguished from the others by the fact that the effects of lateral displacement in the carpus, which are well advanced in the Eocene members, although never extreme, are subsequently counterbalanced, and practically lost sight of, in the growth of the bones in the median line resulting from monodactylism. In the tarsus the displacement is very limited and is not similarly retrogressive. It is surprising to note the constancy in size and shape of the small astragalo-cuboid articulation from the Wasatch *Hyracotherium* to the recent horse; secondly, the early appearance of minor equine marks in the manus and pes. The displacement or diplarthrism is thus limited in both feet. The important secondary characteristic is the backward rotation of the lateral elements of the carpus, tarsus and metapodials.

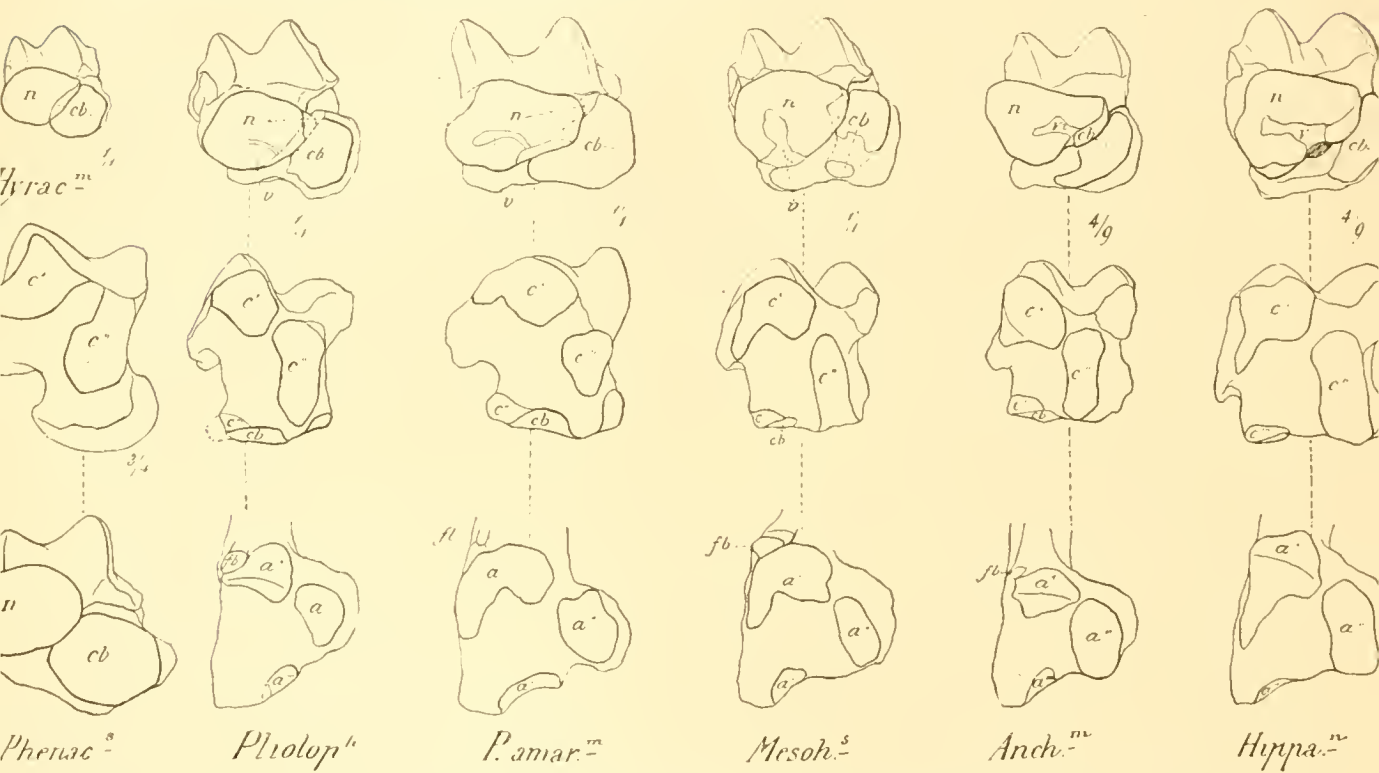
**CARPUS.** The distinctive feature is the fact that the scaphoid early gains a somewhat broader foothold upon the magnum than the lunar has upon the unciform. This may be attributed to the early enlargement of mc. III, and ectal growth of the magnum. The lunar in the Eocene members retains subequal magnum and unciform facets (as in *Isectolophus*), but the carpus is laterally compressed. In the more recent forms the magnum, by its rapid growth, extends beneath the lunar, and the latter bone is thus brought back to its primitive position and rests in some species exclusively upon the magnum.

*Hyracotherium* and *Ephippus*. There is no marked difference between the carpus of *H. venticolum* and of *Ephippus*, excepting the advanced reduction of mc. v. In *Ephippus* (No. 10,405, Pl. XI, Fig. 4), the bones of the upper row are elongate. The scaphoid is directed backwards and rests distally upon the trapezoid and magnum, by subequal horizontal facets. The trapezium contact is very small. The lunar has the high and slender proportions seen in *Triplopus*, but the distal facets for the magnum and unciform are subequal and incline obliquely towards each other. The unciform is narrow and slender. The trapezium was evidently small, articulating with the scaphoid, trapezoid and mc. II. The trapezoid is much flattened. The magnum supports the lunar anteriorly and posteriorly. The unciform has an infero-lateral facet for the fifth metacarpal. The foot is practically tridactyl, mc. v being well retracted. The metacarpal articulation is of the alternating type.

The carpus of *Meshippus* has never been described, nor that of any American species of *Anchitherium*. Referring to Kowalevsky's Memoir (Pl. II, Fig. 1a), we observe that the magnum extends beneath three-fourths of the lunar and the same proportion of the scaphoid, yet the metacarpal articulation is unaltered, mes. II and

III forming "alternating" lateral contact with the magnum and unciform respectively. Kowalevsky, however, describes me. III as spreading posteriorly beneath both the trapezoid and unciform. Thus the spreading of the magnum has already offset the progress of the more primitive displacement. A further step is seen in *Hipparion*.

If De Blainville's figures are correct (*G. equus*) the recent species, *E. caballus*, *E. Burchellii* and *E. asinus*, present three stages in the growth of the magnum beneath the lunar. In the former there is a broad contact between the lunar and unciform, much as in *Hipparion*; in the latter there is none at all, the lunar resting wholly upon the magnum, as in the primitive serial type.



DIAG. 10.—The evolution of the astragalar and calcaneal facets in the Hyracotherium-Hipparion series. *Phenacodus primævus*, Cope collection; *Hyracotherium ventricolum*, Cope collection; *Pliolophus* (*Orohippus*) *major*, Princeton collection; *P.* (*Triplopus*) *amarorum*, Cope collection; *Mesohippus*, Princeton collection; *Anchitherium aurelianense*, Princeton collection; *Hipparion mediterraneum*, Princeton collection. The upper row represents the distal view of the astragalus and calcaneum; the middle row the posterior view of the astragalus; the lower row the anterior view of the calcaneum. *a'*, *a''*, *a'''*, ectal, sustentacular and inferior astragalo-calcaneal facets. *c'*, *c''*, *c'''*, ditto calcaneo-astragalar facets. *cb*, *fb*, *n*, cuboidal, filular and navicular facets upon astragalus and calcaneum. *v*, fossa in the astragalo-navicular facet.

The reduction of the metacarpals is too familiar ground to require description here.

TARSUS. In the tarsus we fortunately have a complete series from *Hyracotherium* upwards. We begin with a tridactyl pes, although in the Wasatch species *H.*

*validus* (Marsh), there is a remnant of mt. i.\* In the Eocene genera the separate elements are very narrow and vertically elongate; later the elements become broad and spreading. A primitive and persistent feature is the triangular cuboidal facet upon the astragalus (see Diag. 10). Another marked characteristic, early developed, is the reduction in size of the "inferior" astragalo-calcaneal facet and its wide separation from the "sustentacular." An important equine mark is the depression or fossa in the astragalo-navicular facets; this is a slight valley (*v*) in the Bridger species of *Hyracotherium*, which is variable in size but constantly increasing in the ascending series, terminating in an extensive fossa, in *Equus*.

There are, moreover, a number of minor tarsal features not always persistent but of great value in diagnosis; the three astragalo-calcaneal facets (*c*, *c'*, *c''*) are always separate, the trochlear groove is deep and sharp. In many Eocene species the navicular is inserted anteriorly between the cuboid and astragalus and thus develops a distinct calcaneal facet; this feature does not persist. In all Eocene specimens the calcaneum has a distinct pit for the fibula, in extreme flexion; this is usually faceted; it reappears in *Mesohippus* and sometimes persists in *Anchitherium*.†

The metatarsal articulations pass through three distinct types. In the Eocene genera we find the "alternating" type, in the Miocene the "plane serial," replaced later by the equine type.

*Hyracotherium ventricolum*, *Pliolophus* and *Ephippus*, the Eocene genera, may be considered together. The first species from the Wind River is distinguished by the absence of the fossa in the astragalo-navicular facet (Cope, "Tert. Vert.," p. 645); this fossa is more or less distinct in five small and two large astragali (*P. pumilus* and *P. major*), in the Princeton collection, from the overlying Bridger, and very distinct in the *P.* (*Triplopus*) *amarorum* of the still more recent Washakie (Cope Coll.). The fibulo-calcaneal pit is present throughout, but is not invariably faceted. The naviculo-calcaneal facet is not present in *H. ventricolum*; it appears in *P. major* and *P. amarorum*, but not apparently in *P. pumilus*. The highly compressed tridactyl character of the foot is retained throughout. The mts. iii and iv articulate exclusively with the ectocuneiform and cuboid respectively. Mt. ii articulates proximally with the mesocuneiform, also laterally with the ento- and ectocuneiforms. These relations are seen in *H. ventricolum* and in *P. major*. In *P. amarorum*, mt. iv articulates laterally with the ectocuneiform. This species is also distinguished by the flattening of the navicular and cuneiforms and relative shortening of the cuboid.

\* Marsh, Am. Jour. Sc. and Art., Nov., 1876, p. 101.

† This facet is well marked in a calcaneum lately received in exchange from the Paris Museum, marked *L. aurenlianense*, from Sanson. See Diag. 10.

Through the Eocene series, the lateral toes are not more rolled backwards than in *H. venticolum*.

In *Mesohippus*, the most marked development is seen: first, in the flattening of the cuneiforms; the entocuneiform is united with the mesocuneiform, but does not support mt. 11; second, the tarso-metatarsal articulation is absolutely of the plane serial type; third, the lateral digits and corresponding tarsal elements are rolled backwards so that the outer elements are almost or quite in contact posteriorly, the cuboid touching the entocuneiform. The fibulo-calcaneal facet is always distinct. In the astragalus the ectal and sustentacular facets become nearly confluent; the astragalo-cuboidal facet is reduced to a small narrow triangle placed in front. The seven astragali examined (Princeton Coll., No. 10,255), apparently represent two species, in one of which, the smaller, the fossa upon the astragalo-navicular is faint; the larger species shows this fossa very distinctly (Prince. Coll., No. 10,256). This may, however, be not a specific but an age character.

The serial metatarsal articulation is an extremely interesting feature, when we compare this tarsus with that of *Hyracotherium* and *Pliolophus*; it precedes the growth of mt. 11 upon the cuboid in *Anchitherium*, an altogether different process from the lateral displacement seen in the above Eocene forms.

It is not necessary here to go over in detail the ground made familiar by the memoirs of Kowalevsky and Forsyth Major,\* of the subsequent evolution of the pes; in fact, the material from American strata for such a purpose is not at present accessible.

### 3. THE HYRACHYUS, TRIPLOPUS, HYRACODON SERIES.

There is an intermingling of rhinocerotie and equine characteristics in the teeth and feet respectively of this series, which give it an especial interest and separate it widely from both the above stocks. It has nothing in common with the tapir series either in the structure of the teeth or feet, and unlike both the tapirine and equine lines, little is known of the sub-Bridger forms, and there is no parallel European phylum.

The general characteristics of the carpus and tarsus are the vertical elongation and lateral compression of the elements of each and the close union of the metapodials in some of the later forms, which, while tridactyl, renders the foot in some forms functionally monodactyl.

\* According to Kowalevsky (*Anchith.*, Pl. II, Fig. 20A . . .), the ecto- and mesocuneiforms unite in *Anchitherium*, but are distinct in *Hipparion* (*Anthracothe.*, p. 164). According to Forsyth Major (*Beit. z. Gesch. d. foss. Pferde.* II Th., p. 62), the union of cu. 1 and 2 is the rule and of cu. 2 and 3 the rare exception.



**CARPUS.** In the tetradactyl *Hyrachyus* we find all the distinctive features of the carpus in this series are practically attained, these resulting from the great lateral displacement. The scaphoid has a very narrow trapezium facet and broad and decidedly oblique trapezoid facet; it rests broadly upon the magnum. In the lunar the radial facet is shallow; it is compressed below, with a narrow oblique anterior facet upon the magnum and broad subhorizontal unciform facet. The scaphoid and lunar thus rest principally upon the magnum and unciform. The cuneiform presents a small ulnar facet, this bone being rather slender. The trapezoid has a broad trapezium facet. The magnum has a narrow and oblique lunar facet. The unciform is a very characteristic bone since its vertical is greater than its transverse diameter. It nevertheless has a narrow facet for me. v, which, according to Cope, is considerably the most slender.

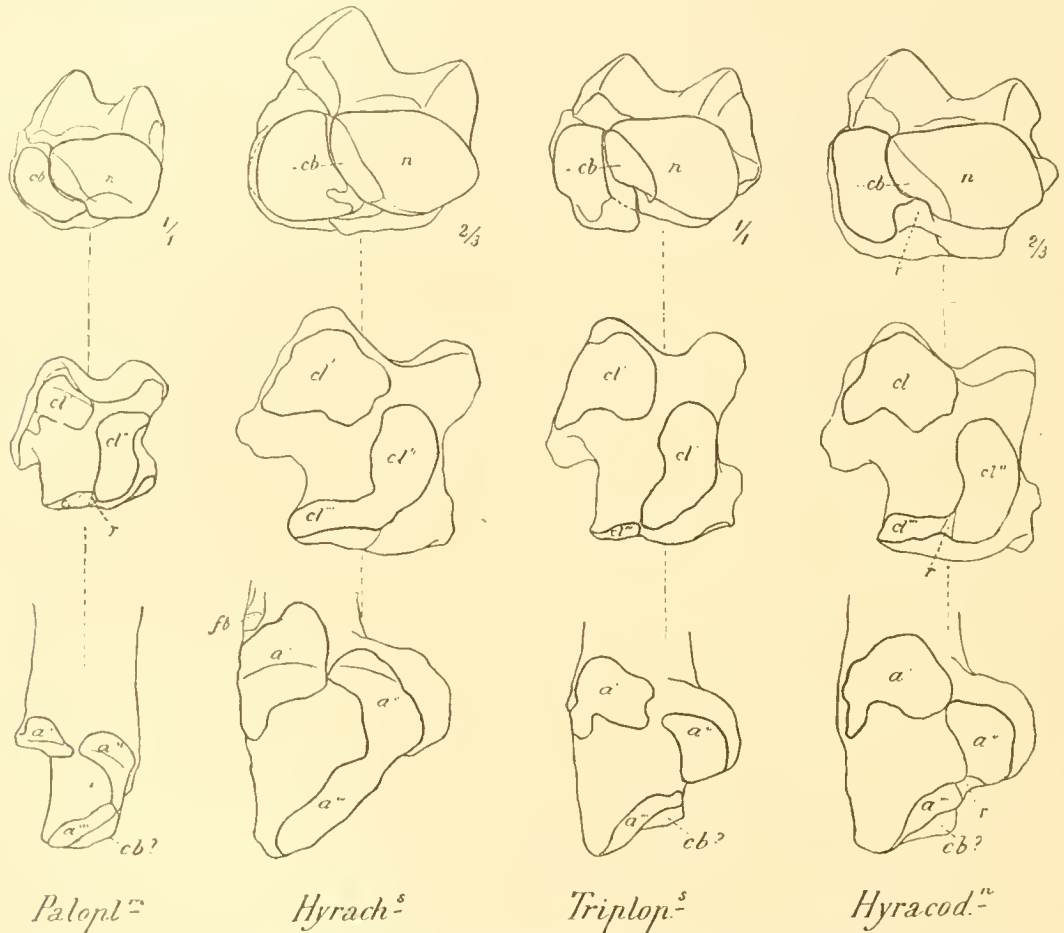
Taken altogether the vertical and transverse diameter of the carpus is about the same.

In *Triplopus* the vertical diameter of the carpus is slightly greater than the transverse, the metapodials and carpals are somewhat rolled backwards so that the anterior face of the manus is strongly convex. Every feature in which the manus departs from that of *Hyrachyus* is in the direction of greater elongation and lateral displacement. The scaphoid is narrow and has a very oblique trapezoid facet; its main weight descends upon the magnum. (The small trapezium and the trapezoid are missing in the Princeton collection.) The lunar rests entirely upon the unciform, its contact with the magnum anteriorly is by a vertical facet, variable, never in the nature of support, sometimes entirely wanting. The cuneiform, like the scaphoid, is rotated backwards. Judging by the facets upon the me. II and the scaphoid, the trapezoid was laterally compressed. The vertical diameter of the unciform exceeds the transverse; it still bears a considerable me. v facet.

In *Hyracodon*, the carpus repeats the structure of *Triplopus* upon a larger scale. The proportions of the metapodials are approximately the same; the proximal portion of me. v persists but is very much reduced in size. The magnum has relatively increased in size, but still has a very limited contact with the lunar anteriorly. The trapezium is small and has no contact with me. II. The vertical diameter of the unciform much exceeds the transverse; the cuneiform is also high and very narrow. The degree of backward rotation of the lateral elements evidently varies in the different species.

**TARSUS.** In the astragalo-cuboidal articulation, in the number and disposition of the digits and in the shape of the terminal phalanges, this series closely approaches the equine series, and, in some cases, can be distinguished only by very careful

examination.\* The diagnostic features of the members of the *Hyrachyus* series are the relatively flat or obtuse keels of the trochlea and the frequent confluence of the sustentacular and inferior calcaneal facets of the astragalus. The same facets are invariably separate in the equine series, beginning with *Hyracotherium*. The *Hyrachyus* calcaneum occasionally shows a pit for the fibula, but this does not bear a facet as in nearly all the equine series.



DIAG. 11.—The astragalus and calcaneal facets in the Hyrachyus-Hyracodon series. *Palopltherium minus*, Princeton collection. *Hyrachyus* (sp. indet.), Princeton collection. *Triplopus obliquilens*, Princeton collection. *Hyracodon major*, Princeton collection.

*Hyrachyus* (No. 10,199, Princeton Coll.). The cuboidal contact with the astragalus expands posteriorly, but is very narrow anteriorly in some species (*H. princeps*), bringing the navicular into contact with the calcaneum precisely as in some species of *Hyracotherium* (*Triplopus amarorum*); as above stated there are

\* I have referred the *Triplopus amarorum* of Cope, from the Washakie beds (uppermost Bridger), to the equine series.

but two calcaneal facets, the inferior and sustentacular being confluent; the variants in these facets, seen by comparing a large number of astragali, are found to be: (1) The greater or less union of these facets, looking towards a more primitive form in which they were probably separate; (2) the presence of a small ridge, *r*, at the point of junction, looking towards the well-developed ridge in the later forms (*Hyracodon*). The calcaneum presents a very long slender tuber, three astragalar facets and an extremely narrow and deep distal cuboidal facet. The cuboid is correspondingly narrow and elongate, in the small species compressed in the middle, and with no trace of a facet for mt. v and little or no contact inferiorly with mt. iii. The ectocuneiform is elevated and has a lateral facet for mt. ii. The mesocuneiform is small: according to Cope, "the entocuneiform is large, flat and posterior in position." \*

*Triplopus* (No. 10,397, Prince. Coll.). Although the pes as a whole is very narrow and slender, the trochlea is much shallower than in the equine series (Diag. 11, Plate XI, Fig. 9); the cuboidal contact narrows anteriorly to a point, but the navicular is excluded from contact with the calcaneum; the inferior and sustentacular facets are either confluent or closely approximated and vary in the development of the ridge (*r*). The calcaneum has a narrow and oblique cuboidal facet, a long laterally compressed tuber and narrow sustentaculum; there is no trace of a fibular facet. The cuboid is compressed in the middle as in *Hyrachyus*, elongate and with a relatively small distal facet for mt. iv, indicating that this digit was much reduced. The navicular is very deep and laterally compressed. The mesocuneiform and entocuneiform are wanting in the Princeton collection. The ectocuneiform articulates with mt. iii only, indicating that the metapodial articulation was absolutely plane; the lateral toes were rotated backwards precisely as in *Anchitherium*.

*Hyracodon* † (No. 10,397, Princeton Coll.). In this genus we find an exact repetition of the tarsus of *Hyrachyus* in considerably heavier form than in *Triplopus*, and with few modifications. The astragalus has the same limited cuboidal contact; the three calcaneal facets are nearly confluent, the "sustentacular" and "inferior" are fully so and a sharp ridge at their point of junction interlocks with a correspond-

\* Tertiary Vertebrata, p. 659; *H. eximius*.

† On the Skull of the Eocene Rhinoceros, *Orhynchodon*, and the Relation of the Genus to other Members of the Group. E. M. Museum Bull. No. 3, 1883, p. 17, "Hyracodon was a slender, long limbed and lightly built animal with a long neck and delicate head. Its proportions were those of a Horse rather than of a Rhinoceros." p. 20. "In short, it was a cursorial Rhinoceros, and all its modifications went towards adapting it to swift locomotion." . . . One can hardly help believing that had this line persisted, it would have resulted in a small lithe type, just as the tribolyl *Anchitherium* of the Miocene has terminated in the Horse." W. B. STORR.

ing depression in the calcaneum. The navicular is shallower than in *Triplopus*, resembling closely that of *Hyrachyus*, and showing facets for three cuneiforms. The cuboid is elongate and compressed in the centre as in the above forms, and articulates distally with mt. iv only. The ectocuneiform has a lateral facet inferiorly for mt. ii (unlike *Triplopus*), thus reverting to *Hyrachyus*. The mesocuneiform is correspondingly shortened, while the entocuneiform is flattened and rotated backwards as in *Hyrachyus* (No. 10,005, Princeton Coll.).

In the pes of *Paloplotherium* we have a striking resemblance to that of *Triplopus*, and of the Eocene horses except for the greater reduction of the lateral toes. This is simply an example of parallelism, for the teeth\* show no affinity to either of these lines. The lateral digits are as far reduced as those of *Hipparion*.†

#### 4. THE RHINOCEROS SERIES.

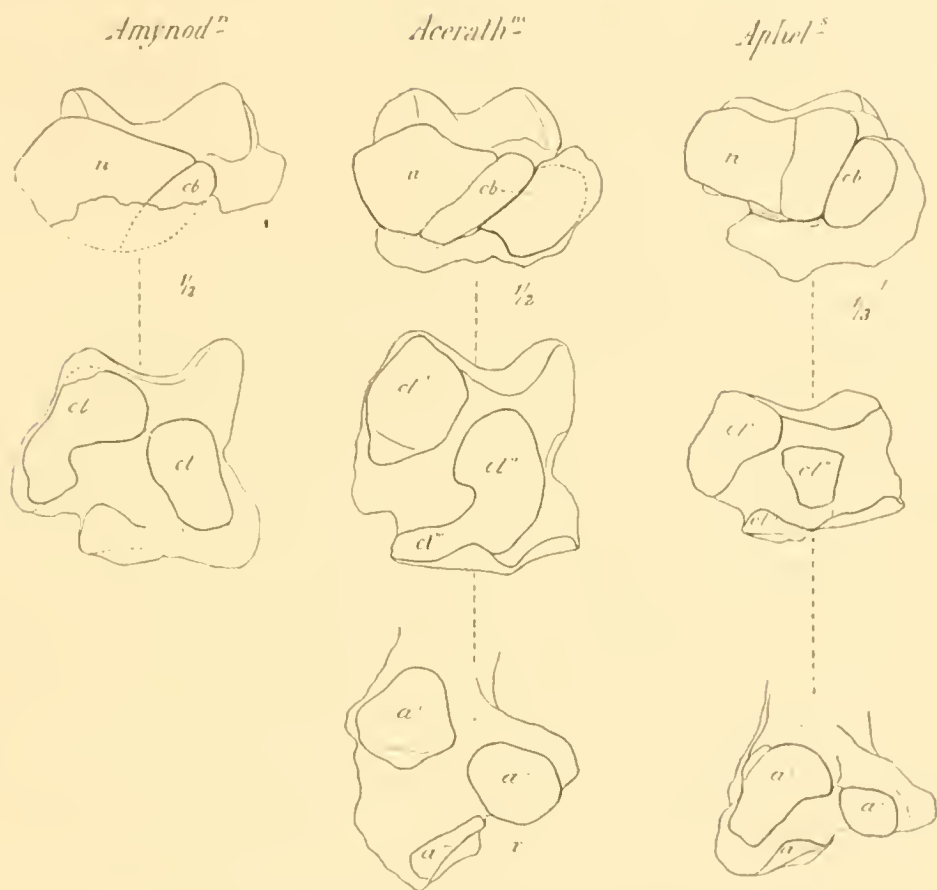
##### A.—*Aceratherium*.      B.—*Aphelops*.

The comparison of the carpus and tarsus in the hornless rhinoceroses of the American Miocene shows a wide divergence between the *Aceratherium* (lowermost Miocene) and *Aphelops* (uppermost Miocene) series. The *Aceratherium* feet are extremely elongate, with the toes closely compressed, reminding one strongly of the feet of the pseudo-rhinoceros, *Hyracodon*, from the same beds. The more recent *Aphelops* is generally considered a successor, but shows a widely different type of

\*Schlosser (Beiträge z. Stammesg. d. Huft.) points out the anomalous mixture of primitive and secondary characters in this genus. The premolars are reduced in number,  $\frac{3}{3}$ , but simpler than the molars, while the molar crowns are more advanced than those of *Palæotherium*, showing cement.

†Lydekker (Cat. Foss. Mam., Part IV, p. 16) follows Flower in uniting *Paloplotherium minus* and *Palæotherium* (see Cat. Roy. Coll. Surg., Part II, Mammalia, p. 390). The ground assigned is the presence of a "complete transition between the two types." On precisely similar principles we should unite *Hyracotherium venticolum* with *Mesohippus*; nay more, because the American genera undoubtedly belong to one line of descent, whereas the two French genera, judging by the extremities and teeth, belong to different lines. Further, is nomenclature actually simplified when a genus is made so comprehensive as to extend over long geological and wide geographical areas, embracing such a variety of forms that it becomes necessary (*vide Rhinoceros* and *Palæotherium, opera citata*) to arrange the species into groups? We think not. Genera can no longer be defined in the Linnæan sense. Lamarek, a century ago, anticipated the difficulties which would arise when the gaps between Cuvier's and Buffon's genera were filled up. The range of variation which should be included in a single genus is largely a matter of arbitrary judgment. Never has the problem been more perplexing than among the unbroken series found in the western Tertiaries. The writers, for the present, have adopted the rule long since employed by Marsh and Cope, viz., differences of degree, size, proportion, may be taken as specific; differences of kind (in the number of teeth or digits) or of actual form (*e. g.*, the assumption of the molar pattern by the premolars), may be taken as generic. This rule, when applied, for example, to the horse series, is found to work admirably—each of the subdivisions of the Eocene is characterized by a genus—and by a number of species varying in the direction of the lower and higher forms. Judging by the thickness of the strata, these subdivisions represent long periods of time.

foot, which is highly "modernized." The relations of these genera to the European forms is somewhat uncertain, so that the following observations apply especially to the above American genera.



DIAG. 12.—The astragalar and calcaneal facets in *Amynodon*, *Aceratherium* and *Aphelops*. All species indeterminate.

1.—ACERATHERIUM (Coll. Mus. Comp. Zool.). The general characteristics of the feet are lateral compression and vertical elongation of the carpal and tarsal elements and the elongate character of the metapodials. The *carpus* shows the same degree of lateral displacement seen in the tapir. The scaphoid is subquadrate, resting by a broad and slightly oblique facet upon the trapezoid. The lunar has a broad unciform facet, but retains a small horizontal facet upon the unciform. The cuneiform extends widely backwards. In the second row, the trapezoid supports me. II; the magnum is a stout bone, subquadrate anteriorly, projecting beneath the lunar posteriorly with the incipient stout pivotal peg, which is so largely developed in *Aphelops*. The third metacarpal is less enlarged than in *Aphelops*; the second and

fourth are slightly smaller; the unciform facet indicates that me. v (missing in this collection) had about the same relative size as in the tapir.

The *tarsus*. The astragalus rests by a rather narrow facet upon the cuboid; this facet is equally broad posteriorly and anteriorly, as contrasted with the *Hyaecodon* and equine series on the one hand and the *Pulwosyops* series on the other. The arrangement of the calcaneal facets is shown in Diag. 12. The calcaneum has a long slender tuber expanding into a knob. The cuboid has its vertical diameter exceeding the transverse, unlike all the more recent rhinoceroses. The articulation of the third and fourth metatarsals with the ectocuneiform and cuboid is of the "plane serial" type, but mt. II abuts against the ectocuneiform.

*B.*—In *Aphelops* the carpus and tarsus are very broad and spreading and show the extreme of diarthrism. In both, the metapodial articulation is of the primitive "alternating" type. The toes spread widely, being reduced to three in each foot.

CARPUS (see Diagram 8). The scaphoid is very broad, covering the whole anterior surface of the magnum, while the lunar rests anteriorly upon the unciform alone, posteriorly upon the pivotal process of the magnum. A remarkable feature of this bone is its unique articulation with the magnum hook posteriorly. The great development of the middle toe and relatively increased size of the magnum, renders the scapho-magnum surface broader than the lunar-unciform. Facets for the trapezium are seen upon me. II and the trapezoid. The trapezoid and magnum facets of the scaphoid are subequal and horizontal, directly transmitting the weight. Me. II abuts proximally against the magnum; me. III is much larger than the lateral metacarpals and has a very broad unciform facet. There is no trace of a facet for me. v.

This type of carpus is precisely similar to that of *R. unicornis* and *R. bicornis*, as figured by De Blainville.

TARSUS. The astragalus is broad and low with a shallow trochlea, and broad cuboidal facet, which is as large as that upon the calcaneum; a characteristic feature is the ental extension beyond the three distinct calcaneal facets. The calcaneum is characterized by a short tuber calcis and very slender sustentaculum; the three astragalar facets are separate and rather small. The transverse diameter of the cuboid is greater than the vertical. The mesocuneiform is much reduced. The mts. II and IV have lateral facets upon the ectocuneiform and cuboid respectively of the "alternating" type.

This type of tarsus is found in *R. unicornis* and *R. bicornis*, which are, however, less broad and spreading. These recent genera differ from *Aphelops* and resemble *Aceratherium* in the mode of metapodial articulation, the mt. III not possessing a cuboidal facet. In fact the cuboidal facet upon mt. III in *Aphelops* is apparently unique.

## 5. THE PALEOSYOPS, DIPLACODON, TITANOTHERIUM SERIES.

The general characteristics of the feet in this series are the following: The carpus is broad and flat, and the lateral displacement is limited; there are four spreading and fully functional toes. In the pes on the other hand the cuboid extends rapidly beneath the astragalus, the lateral displacement being very rapid. The calcaneum has a fibular facet. The terminal phalanges are flat and spreading distally.

CARPUS. In each of the carpal elements in the genera of this series we invariably find (excepting in the lunar of some of the Bridger species) that the transverse diameter exceeds the vertical, in a ratio increasing as we ascend. The lunar can always be recognized by its nearly subequal magnum and unciform facets, and the unciform by its broad facet for me. v.

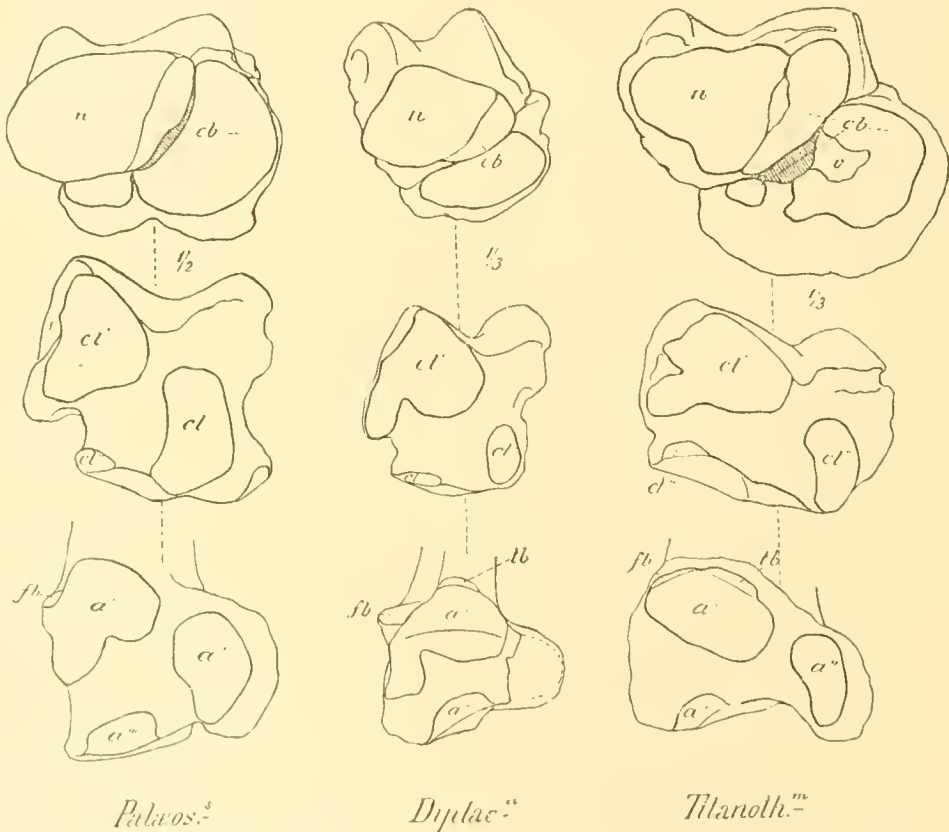
*Palaosyops* (No. 10.013, Princeton Coll.). There are two distinct types of feet which may be here referred to *Palaosyops*, but cannot with certainty be determined specifically. One belongs to a large and heavy form with short, stout digits (possibly *P. major* Leidy, or *P. valdens* Cope), the other to a lighter, more graceful animal with long, rather slender digits (possibly *P. paludosus* Leidy). There is a third type, intermediate in size, between the above, but showing the heavy proportions of the large type. The scaphoid has subequal magnum and trapezoid facets, and, in its somewhat oblique position, transmits its weight equally to both elements. The lunar has a deep radial facet; it is wedge-shaped inferiorly; the direction of its magnum and unciform facet varies in the two types from a sharper to a more obtuse angle; thus, in the lighter forms the magnum facet is small and strongly inclined, while in the heavy forms the same facet is larger and more horizontal; corresponding variations are found in the superior facets of the magnum; taken together they determine the degree of transmission of the weight through the magnum and unciform respectively. The trapezium sustains no direct pressure, but articulates with the scaphoid, trapezoid and me. ii. The trapezoid receives half the weight of the scaphoid. The unciform is very broad, resting inferiorly upon the me. iii-v. The variations in the metapodials between the heavy and slender types are strongly marked.

*Diplacodon*. The scaphoid, lunar and cuneiform of a carpus have been collected from the Uinta which agree so closely with the corresponding elements in the slender type of *Palaosyops* above described, that they require no further description. They belong either to a small species of *Diplacodon*, much smaller than the *D. datus* of Marsh, or to a persistent species of *Palaosyops*. The only departure from the above

type is in the slightly increased massiveness, which might well represent individual variation.

The metapodials of a right manus of *Diplacodon* are well preserved; they are long, relatively slender, and spreading, interlocking closely proximally and keeled upon the posterior distal faces.

*Titanotherium* (Coll. Mus. Comp. Zool. of Cambridge). The growth of the lunar and magnum are the distinctive features of this carpus. The lunar presents two distal subequal facets for the magnum and unciform respectively. The cuneiform is relatively somewhat reduced, while the scaphoid is enlarged and rests by two nearly horizontal facets upon the trapezoid and magnum.



DIAG. 13.—The astragalar and calcaneal facets in the Palaeosyops-Titanotherium series. *Palaeosyops major*, Princeton collection; *Diplacodon? elatus*, Princeton collection; *Titanotherium* (sp. indet.), Princeton collection.

*Tarsus.* The special characteristics of the tarsus, in addition to those above mentioned, are the wider separation of the three astragalo-calcaneal facets and reduction of the inferior facet; the astragalo-cuboid facet is an elongated triangle, broad in front, narrowing posteriorly; the astragalar trochlea extends backwards upon the



calcaneum so that the tibia articulates with the latter in *Diplacodon* and *Titanotherium*. The fibulo-calcaneal facet in *Palaeosyops* increases to a considerable size in *Titanotherium*. The cuboid and other elements of the second row of tarsals are rather broad. The metatarsal articulation is secondarily of the alternating type.

*Palaeosyops*. The astragalo-calcaneal facets together present a broad surface for the cuboid and navicular, between the bones is a gap which is bridged by the cuboid. The astragalo-cuboid facet is slightly narrower behind than in front. The calcaneum has a small fibular facet, and distally presents a broad oval face for the cuboid. The cuboid is subquadrate in proportion, much as in the tapir series, and presents a sharply defined astragalar facet; distally it rests upon mt. iv, and presents a variable facet anteriorly for mt. iii. The ectocuneiform is also subquadrate anteriorly and not only supports mt. iii, but has a broad facet laterally for mt. ii. The mesocuneiform is thus somewhat flattened. The entocuneiform is not preserved in the Princeton collection.

*Diplacodon*. The tarsus (Plate VIII) is represented merely by an astragalus and calcaneum which are somewhat crushed, but nevertheless present important transition characters. Thus the fibulo-calcaneal facet is much larger; the tibia extends from the astragalar trochlea upon the calcaneum; the tuber calcis is very long and laterally compressed. In the astragalus the trochlea is deep; the three calcaneum facets are much reduced: the cuboidal facet is broader anteriorly and narrower posteriorly. There is thus an intermingling of *Palaeosyops* and *Titanotherium* characteristics. Viewed together, however, these bones are elevated and laterally compressed, indicating a high and rather narrow pes. With the metacarpals above described, we may infer that *Diplacodon* had gained greatly in height upon *Palaeosyops* without having acquired any of the massive proportions of *Titanotherium*.

*Titanotherium*. The tarsus is very broad and flat, the metapodials spreading widely. In the astragalus the trochlea is shallow, the inferior calcaneal facet is greatly reduced and is confluent with the cuboidal facet; the latter is broad in front and tapers to a point posteriorly. The gap between the astragalus and calcaneum, observed in *Palaeosyops*, is here greatly enlarged, the cuboidal contact with both astragalus and calcaneum is interrupted by slight surface depressions, analogous to the "navicular fossa" in the horse. The tibia and fibula both have calcaneal facets. By the broadening of the cuboid the navicular is greatly reduced. The cuneiforms are flattened. Mt. iii has a broad contact with the cuboid, and mt. ii with the ectocuneiform.

In a general review of the above series, we observe practically the same type of intercarpal articulations in all tetradactyl and tridactyl forms irrespective of the geological period to which they belong. Thus the tapir manus is a persistent example of a type developed independently, at different periods, in *Hyracotherium*, *Hyrachyus*, *Aceratherium* and *Palaeosyops*. The tridactyl rhinoceros, with *Triplopus*, *Hyracodon* and *Palaeotherium* present another type. The significance of this parallelism is discussed in another section.

In the tarsus we find a striking analogy between the equine and *Hyracodon* series. In another series may be grouped all the remaining Perissodactyla.

There is actual disproof of Kowalevsky's generalization as to the bearing of the spreading of the metapodials upon the survival of the fittest, in the non-spreading of the metapodials at an important stage in the development of the horse series (see p. 546). In fact we can trace no connection between certain foot structures and survival in perissodactyl phyla. We must either with Schlosser (*op. cit.*, p. 121) regard the inadaptation of the teeth to the changes in the character of the food as the cause of extinction, or rather look at the organization as a whole in its relations to the changes both in food and to the rapid increase of Carnivora and competing Herbivora.

#### IV. THE CLASSIFICATION OF THE UNGULATES.

This detailed comparison certainly supports in a measure Rüttimeyer's\* designation of the foot bones as a "verschiebare mosaik," and raises the question as to how far these articulations can be employed in classification. With all the direct contradictions in Cope's system urged by Rüttimeyer and others, which are here pointed out, there still remains the universal principle that in every step of transition from the primitive plantigrade foot towards digitigradism, some form of displacement from the serial order, or interlocking of parts, took place. This proceeded not at random, but along certain definite lines, conforming in general to the succession in geological time and large existing subdivisions of the Ungulata, and of great value as expressing their relations to each other and to the primitive stock. We cannot, therefore, as the distinguished Swiss palaeontologist advises us (p. 18), rest content with the lines drawn by Cuvier and Owen, because the derivation from the plantigrade taxepod ungulate was not recognized in their system, and the underlying principle of Cope's system, since adopted by Marsh, and many of the younger school of palaeontologists, rests upon a secure basis of fact. The real problem is, therefore, to ex-

\* Ueber einige Beziehungen z. d. Säugethiersstämmen alter u. neuer Welt. Zurich, 1888.

clude the variable elements, and ascertain those which are constant in the ordinal divisions; of course, no sharp lines of division, such as were apparent to the older naturalists, exist as we descend in the mammalian series.

First: We observe that while the metapodials play an important part in the displacement, the separate metapodial articulations are not available for taxonomic purposes in the larger divisions above the Protungulata. In the carpus there are practically but two types of articulation, the "serial" in the absolutely primitive and in some later forms, and the "alternating" in all but the highly specialized "adaptively reduced" Artiodactyla. There are no stages which are of more than family value.\* In the tarsus the primitive serial type is retained almost unmodified in the Proboscidea and Hyracoidea, and in the early equine and Hyrachyus series it passes into the "plane serial," and into the alternating in the Palaeosyops series.† The remaining Diplarthra show great variation in the mode of metatarsal articulation, so that there is no single type characteristic of all the genera of the *Tapiridae* or *Rhinocerotidae*: *Aphelops*, *Aceratherium*, *Atelodus* and *Rhinoceros*, each has a different type of metatarsal articulation.

Second: In the tarsus Prof. Cope's definitions and principles will not strictly apply, first, because the astragalus extends over the cuboid in some of the earliest and not in some of the more recent Mammalia, and this displacement is thus by no means distinctive as between the lower and higher types. The astragalus extends upon the cuboid in one or more members of the "taxeopod" Hyracoidea (*Dendrohyrax*) and Condylartha (*Periptychus*), and in all the Amblypoda, to a much greater extent than in many of the diplarthrous Perissodactyla (see the Equus, Hyrachyus, Palaeotherium series, p. 518).

As Rutimeyer points out, there is no parallelism between the diplarthrism of the fore and hind feet—diplarthry may be rapidly developed in one while taxeopody persists in the other. This arises from the fact that the mechanical problems of adaptation to the unguigrade position are dissimilar in the fore and hind feet owing to the difference both in the arrangement of the bones and in the motions. Among the Hyracoidea, *Hyrax* is a taxeopod in both feet, while *Dendrohyrax* has a taxeopod manus and diplarthrous pes. In the Proboscidea the manus is nearly serial, sometimes completely so, while the pes is invariably diplarthrous, although well distinguished

\* Kowalevsky's "adaptive reduction" arises independently in the Eumodonta and Sarcodonta.

† There are some other marked illustrations of the variable nature of the podal articulation. The confluence of one or the other of the three astragalo-cuboidal facets is subject to specific variations; compare *R. taylori* and *R. leptorhinus* (De Blainville, Osteogr.)—Compare the astragalo-cuboidal facets in *Tapirus americanus* and *T. rufus*. The lunar magnum facet differs widely in *Equus burchellii*, *caballus* and *asinus*.

by the movement of the navicular above the cuboid. Cope has himself recognized the difficulty arising in the Amblypoda from the union of limited diplarthrism in the carpus with extreme diplarthrism in the tarsus. In *Macrauchenia* we find a peculiar displacement in the carpus and no astragalo-cuboidal contact in the tarsus.

The fibulo-calcaneal facet may be regarded as a secondary character, since it is developed independently in so many phyla—as a trochlear joint in *Meniscotherium*, *Macrauchenia*, the Artiodactyla; as a supporting facet in the Proboscidea, Titanotheridae and Hyracotheridae. It cannot be employed in ordinal classification (*vs.* Cope, Tert. Vert., p. 378).

Third: The definitions based upon the carpal series cannot be availed of strictly as employed by Cope.\* For (1) in some of the Amblypoda (*Uintatherium*) the scaphoid has a broad posterior facet upon the magnum, although of less extent than the lunar unciform facet. (2) In the Proboscidea the lunar frequently rests upon the trapezoid, and sometimes upon both the trapezoid and unciform. (3) In *Macrauchenia* the lunar is entirely excluded from the unciform, the cuneiform resting upon the magnum.

A comparison of the entire evolution of the carpus and of the tarsus shows that the former, while more complex, is subject to more definite laws, and is therefore more available for purposes of classification. The carpal characters are constant and distinctive, but not exactly as interpreted by Prof. Cope†—we must look at the manus as a whole, including the metacarpals. The tarsal displacements can be employed for subsidiary definition only. It has thus been shown that Cope's whole system breaks down if we attempt to establish a parallel between the evolution of the carpus and the tarsus in relation to displacement.

With these limitations the principle of classification of the ungulates by foot structure loses the universal application claimed for it by Cope, but is by no means invalidated to the extent held by Rüttimeyer.‡ Giving the first rank to the characters of the manus, and second to those of the pes, the following modifi-

\*Tertiary Vertebrata, p. 376.

†Tertiary Vertebrata, p. 377. "In the first place I find the diversity in the structure of the carpus to be greater in the relations of the magnum and scaphoides than in the relations between the unciform and the lunar. In other words the trapezoides and magnum are more variable in their proportions than is the cuneiform. \* \* \* I therefore view the relations of these bones as more characteristic." In the succeeding section, V, this view is shown to be untenable.

‡*Op cit.*, p. 18.

cation of Cope's table is proposed; several subordinal characters being omitted for brevity:

<p><i>A.—a. Carpals serial.</i></p> <p>I. TAXEPODA.</p> <p>1. Primitive. Protungulata.</p> <p style="padding-left: 2em;"><i>c. Plantigrade.</i></p> <p style="padding-left: 2em;"><i>e. Tarsals serial.</i></p> <p style="padding-left: 2em;"><i>b. Metapodials serial.</i></p> <p>2. Intermediate. Condylarthra.</p> <p style="padding-left: 2em;"><i>c. Subdigitigrade.</i></p> <p style="padding-left: 2em;"><i>e. Tarsals serial.</i></p> <p style="padding-left: 2em;"><i>b. Metapodials displaced.</i></p> <p>3. Recent. Hyracoides.</p> <p style="padding-left: 2em;"><i>c. Plantigrade.</i></p> <p style="padding-left: 2em;"><i>e. Tarsals serial or displaced.</i></p> <p style="padding-left: 2em;"><i>b. Metapodials displaced.</i></p>	<p><i>B.—a. Displacement of first upon second row of carpals not uniform.</i></p> <p style="padding-left: 2em;"><i>b. Metapodials displaced.</i></p> <p>II. AMBLYPODA.</p> <p style="padding-left: 2em;"><i>c. Semi-plantigrade, plantigrade.</i></p> <p style="padding-left: 2em;"><i>d. Lunar upon cuneiform.</i></p> <p style="padding-left: 2em;"><i>e. Astragalus upon cuboid.</i></p> <p>III. PROBOSCIDIA.</p> <p style="padding-left: 2em;"><i>c. Semi-plantigrade.</i></p> <p style="padding-left: 2em;"><i>d. Carpals serial, or lunar upon trapezoid.</i></p> <p style="padding-left: 2em;"><i>e. Astragalus and navicular upon cuboid.</i></p> <p>IV. (MACRAUCHENIA.)</p> <p style="padding-left: 2em;"><i>c. Digitigrade.</i></p> <p style="padding-left: 2em;"><i>d. Scaphoid and unciform upon magnum.</i></p> <p style="padding-left: 2em;"><i>e. Tarsals serial.</i></p>	<p><i>C.—a. Displacement of first upon second row of carpals uniform.*</i></p> <p style="padding-left: 2em;"><i>b. Metapodials displaced.</i></p> <p style="padding-left: 2em;"><i>c. Digitigrade to unguligrade.</i></p> <p style="padding-left: 2em;"><i>e. Tarsals more or less displaced.</i></p> <p>V. DIPLARTHRA.</p> <p>1. PERISSODACTYLA.</p> <p style="padding-left: 2em;"><i>f. Mesaxonic.</i></p> <p style="padding-left: 2em;"><i>c. Carpal displacement extreme in reduced forms.</i></p> <p style="padding-left: 2em;"><i>e. Astragalo-cuboidal facet flat.</i></p> <p>2. ARTIODACTYLA.</p> <p style="padding-left: 2em;"><i>f. Paraxonic.</i></p> <p style="padding-left: 2em;"><i>a. Carpal displacement limited in reduced forms.</i></p> <p style="padding-left: 2em;"><i>e. Astragalo-cuboidal facet ginglymoid.</i></p>
---	--	---

The position of the Toxodontia and of *Macrauchenia* is doubtful.

The three subdivisions above employed (A, B, C) bring out what appears to be a fundamental distinction between Orders II, III, IV and V. The significance of the diverse carpal displacement in the Artiodactyla and Perissodactyla is shown in the next section.

## V. THE PRINCIPLES OF DISPLACEMENT.

The evolution of the manus and pes of the ungulates included the following processes: (1) Elevation from the plantigrade to the digitigrade position; (2) growth of certain elements and reduction of others, including the loss of lateral parts; (3) displacement of the elements of the podium and metapodium from the primitive serial arrangement; (4) coalescence of parts primitively distinct. All these processes interacted upon each other, and so far as they can be distinguished, took place, for the most part, in the order named. That is, elevation usually preceded the metatrophic or unequal growth of parts and the elongation or vertical growth of the metapodial elements involved the mutual displacement or interlocking of the podials and metapodials. The effects of these processes were in the nature of adaptations correlated with changes in the entire body which were induced by the habitat, manner of feeding, character of the ground, necessity of speed both in ranging for

\*See this Memoir, p. 541. The scapho magnum — lunar cuneiform facet

food and escaping enemies. Kowalevsky\* and Rüttimeyer† have treated these factors very fully. Then there were the changes in the movement of the limbs with reference to the axis of the body; for example, in the evolution of the horses Kowalevsky has directed attention to the atrophy of muscles which rotated the fore limb, resulting finally in a direct fore and aft motion. Another factor was the transmission of the weight unequally through the bones of the lower leg, as one or other of these elements grew or became reduced. Finally there were the influences which the reduction of the lateral digits in the artiodactyl and perissodactyl series exerted upon the central digits and upon the podial elements by modifying the principal lines of "impact and strain."

### THE MANUS.

It has been shown that the modifications of the manus are more complex and yet proceed along more definite lines than those in the pes, and in spite of the great variety of influences exerted we can discover certain fixed laws of modification.

1. *Relations of growth, reduction and displacement.* As displacement changes the vertical relations of the three rows of podial elements to each other, it follows that there must be concomitant growth in some elements and reduction in others, otherwise some of the lateral parts would be left without support. That the displacement of an element, however, involves a principle distinct from mere growth and is an actual shifting or "rotation" process, although not to the degree maintained by Cope,‡ is shown by a number of facts. First, as to the chief factors in each process. Growth is more directly brought about by vertical pressure, as seen in the magnum of the Equidæ; and displacement, by lateral strain, as seen in the shifting of the metapodials to the ectal side of the carpus. Displacement is apparently arrested in such a series as *Hyracotherium*, where the fore limb acquired an orthal movement and, the entire vertical pressure passing through the median toe, the growth of the magnum counteracted the incipient displacement of the lunar upon the unciform. We cannot explain the lateral facets of metacarpals II and III in the pentadactyl Amblypoda and Proboscidea as due merely to growth of the elements displaced, for the digits are strikingly equal in size; they both extend to the ectal side, and what mc. III gains upon the unciform it apparently surrenders to mc. II upon the magnum. Finally, there is every reason to agree with Kowalevsky that the reduc-

\* Monogr. der G. Anthracotherium, Palæontographica, Bd. XXII, 1873, pp. 161-5.

† *Op. cit.*, pp. 17-24.

‡ The Perissodactyla. American Naturalist, 1887, p. 986.

tion of the lateral digits in the ungulate foot is largely the direct result of elevation to the unguligrade position which rendered useless the shorter lateral digits of the plantigrade foot. Yet every step in reduction of the toes influenced the growth and displacement of the more proximal elements.

It can be demonstrated that these three processes were concomitant, and while resulting directly or indirectly from the same causes, were not affected in the same degree by them. The problem may be expressed in this way: What were the principal factors in each of the above processes, and how did these processes interact.

2. *Theories of modification.* As Kowalevsky was unaware of the primitive serial arrangement of the podial elements, his studies were chiefly directed to the phenomena of growth in the metapodials and the manner in which in the adaptive and inadapative artiodactyls and in the perissodactyls the second and third metacarpals spread from their respective carpals to the adjacent elements.\*

Ryder† later pointed out the effect of impacts and strains upon the phenomena of reduction of the digits.

Cope,‡ the first to recognize the common development of the ungulate foot from a primitive serial type, was also the first to advance a "displacement" theory: "As the foot is descending towards the ground it is with the distal part of the leg rotated from within outwards. The rotation of the foot is promptly arrested at the moment of its contact with the ground, and the effect of this arrest is to produce a torsion of the leg, and a pressure from within outwards of the proximal or moving element of each articulation against the distal or fixed element."

An adequate theory for the displacement phenomena must, however, explain the shifting of the metacarpals and metatarsals, as well as that which takes place between the two rows of carpals and tarsals. The latter always takes place (excepting in the Proboscidea) in the same direction. Prof. Cope's theory has therefore to meet the apparently fatal objection that the arrest of rotation to the ental side would be first felt at the junction of the metapodials and podials, and if it were of the character he describes, would continually tend to separate these joints and displace them to the ental side, whereas we find them provided with facets to resist pressure towards the ental side.

It is a significant fact, recently pointed out by Weithofer,§ that in all ungulates in which the radius is larger than the ulna, the proximal row of carpals is displaced

\* Monog. der Gatt. Anthracotherium, 1873, p. 142.

† On the Laws of Digital Reduction. American Naturalist, 1877, p. 603.

‡ The Perissodactyla. American Naturalist, 1887, p. 986.

§ Einige Bemerkungen über den Carpus der Proboscidea. K. Aut. Weithofer, Morph. Jahrb., 1888, p. 508.

to the ectal or ulnar side of the distal row; in the one order (Proboscidea) in which the ulna is the larger bone, the proximal row is moved, if at all, to the ental or radial side.

3. *Relation of the size of the radius and ulna to displacement.* It thus appears probable that the transmission of the main body weight through the ectal or ental side has caused displacement between the first and second row of podial elements respectively to the ental or ectal side. But this is clearly not the only factor; if it were, this displacement should be proportional in the Diplarthra to the enlargement of the tibia and radius respectively; this is certainly not the case either in the carpus or tarsus.

In the early horse series (*Hyracotherium*), in which the radius is enlarged and the ulna reduced more rapidly than in any other, the ectal displacement of the lunar is not so uniform nor so rapid as in the *Rhinoceros* series in which these bones retain approximately their primitive proportions. Compare the *Triplopus* carpus, with the scaphoid resting chiefly upon the magnum and the lunar resting wholly upon the unciform, anteriorly, as a type of extreme displacement, with that of *Hyracotherium* or *Ephippus*, in which the displacement is slight. The latter presents much less divergence from the taxepod type, although the ulna is proportionately more reduced. We meet still greater difficulties in the pes, where, as seen by the contrasts in the members of the *Equus*, *Hyracodon* and *Rhinoceros* series, the extension of the astragalus upon the cuboid is seen to be entirely independent of tibial enlargement. Nor is this extension a resultant of weight, as proven by the diversity of the cubo-astragalar articulation in *Dendrohyrax* and *Hyrax*. We reach the conclusion that while the direction of the displacement may be determined by the transmission of the main weight through the ental or ectal side, the degree of displacement is not proportionate to this enlargement, but is modified by other causes.

4. *Growth and reduction* take place by metatrophism, the separate elements of the foot being hypertrophied or atrophied by increased or diminished use, resulting in a transfer of nutrition, one element growing at the expense of another. We have to deal with the adaptations to both vertical pressure and lateral strain, since the motion of the limbs, of the fore limb especially, is not in a perfectly direct line. It may be assumed that the parts grow most rapidly which are subjected to the maximum resultant of these vertical and oblique forces. As a strong confirmation of the theory of displacement here advanced, it may be mentioned that from a study of the resistant facets the writer reached independently the same conclusions as to the motion of the fore feet as those drawn from the study of instantaneous photographs.



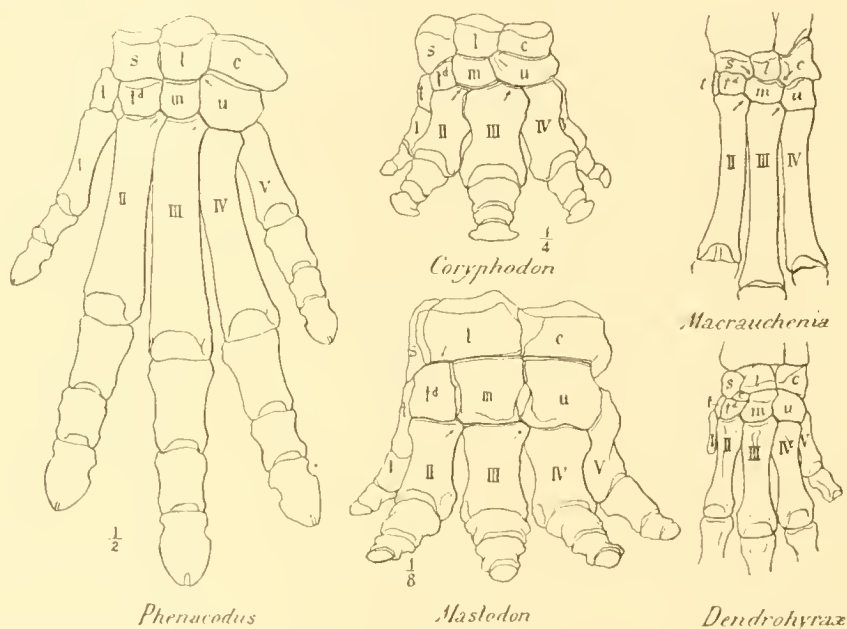
5. We are indebted to Prof. Harrison Allen's\* studies of the celebrated Muybridge photographs for the following laws of quadrupedal motion: As the fore foot descends it passes under the body (p. 51), *i. e.*, inwards; striking the ground, it arrests the torsion of the trunk as the shoulder is turning forwards towards the opposite side (p. 57); it strikes upon the outer border (p. 88) and leaves by the inner border (p. 50), so that the pressure of the body is borne from without inwards across the foot; as the foot is raised the sole is everted (p. 50). It follows (*nobis*) that to strike upon the outer border the sole must be slightly inverted as the foot is lowered; secondly, in so far as the trunk torsion is transmitted to the feet, the feet must be rotating upon their own axis from the outer to the inner side. Let us first see how this theory of foot motion agrees with the metapodial displacement.

6. The *metapodial displacement* is practically uniform throughout the Ungulata in the carpus, but very diverse in the tarsus. This difference is undoubtedly due to the fact that the fore foot is for support, the hind foot for propulsion. The latter moves forwards and backwards in a nearly straight line, thus the metapodials are variously displaced in accordance with slight lateral variations in this orthal movement. In the manus the second and third metacarpals invariably have ectal facets upon the magnum and unciiform respectively. The only variation is in the adaptively reduced Artiodactyla in which the third metacarpal spreads also upon the trapezoid (Diag. 9). This disposition of the facets is perfectly adapted to resist the strain upon the metapodials as the foot swings inward in descent, this motion being universal among the primitive types. Thus the ectal displacement of the metapodials begins with the elevation of the wrist joint and precedes the intercarpal displacement (see *Phenacodus*, Diag. 8). It does not advance but appears to be retarded by the elongation of the metapodials, as in the palæothere and equine line, as the lateral motion diminishes. The extension of these carpo-metacarpal facets is largely a matter of reciprocal growth, *i. e.*, the unciiform, for example, extends inwards as the third metacarpal extends outwards (compare Diags. 8, 9).

7. *Growth of the scaphoid and unciiform.* As a result of metacarpal displacement and of digital reduction, the unciiform, already supporting the fourth and fifth digits, received a portion of the third digit. As the fifth digit persisted longer than the first, both the motion of the foot striking upon the outer border and the transmission of the direct weight through three digits contributed the maximum vertical and lateral strain to the ectal side of the second row of carpals and especially to the unciiform, while in the bones of the first row the ectal side, the scaphoid and lunar,

\*The Muybridge Work at the University of Pennsylvania. Materials for a Memoir upon Animal Locomotion. By Harrison Allen, Phila., 1888.

received the maximum pressure and lateral strain. At the same time, the cetal or ulnar side of the upper row and ental or radial side of the second row received a diminished pressure and strain by the reduction of the ulna and loss of the first digit respectively.\* At all events the scaphoid grew outwards and the unciform grew inwards in all the Diplarthra; they thrust the lunar and magnum apart over the unciform and beneath the scaphoid respectively, in many cases without any actual or relative increase in the size of these elements, as demonstrated by the extremely small size of both the magnum and lunar in the greatly displaced carpus of *Triplopus* or *Hyracodon*. Thus what appears to be a *rotation* of the bones of the upper



DIAG. 8.—The displacement of the bones of the manus in the Ungulata, 1. *Phenacodus primævus*, from original in the Cope collection. *Coryphodon humatus*, after Marsh. *Dendrohyrax arboreus*, from original in the Princeton collection. *Macrauchenia patachonica*, after Gervais. *Mastodon Americanus* from original in Princeton collection. The oblique arrows indicate the direction of displacement.

row upon the second row, is in reality the growth of the scaphoid and unciform towards the median axis of the foot. This is carried to its extreme in the tridactyl Perissodaetyla, in which the mesial borders of the unciform and scaphoid are almost in contact in the mesaxial line, *i. e.*, in the line carried through the middle toe.

This explanation is still inadequate, because we find, first, that under certain conditions the lunar shows a marked tendency to expand, and secondly, the mesial growth of the scaphoid and unciform ceases.

\* A convenient illustration of the effect of digital reduction upon the carpus was remarked by Dr. Scott in the reduction of the scaphoid in the inadaptively reduced Artiodaetyla—the scaphoid resting upon the trapezoid and the trapezium supporting the functionless second digit only.

8. *Reduction and displacement.* There is unquestionably an intimate connection between the reduction of the lateral toes and displacement. Ryder\* has pointed out that where the strains are equally distributed among all the digits, there is rarely any specialization of toes, and that in general the reduction of the digits is in direct ratio to the increase of mechanical strains and the frequency and severity of impacts.

Cope† has recently assigned displacement as a cause or as preceding digital reduction. This supposition is rendered improbable by the numerous instances of reduction without displacement, for instance, the first digit of the manus and first and fifth digits of the pes in *Hyrax*; secondly, by the numerous cases of extreme reduction, as in the *Pecora*, with limited displacement.

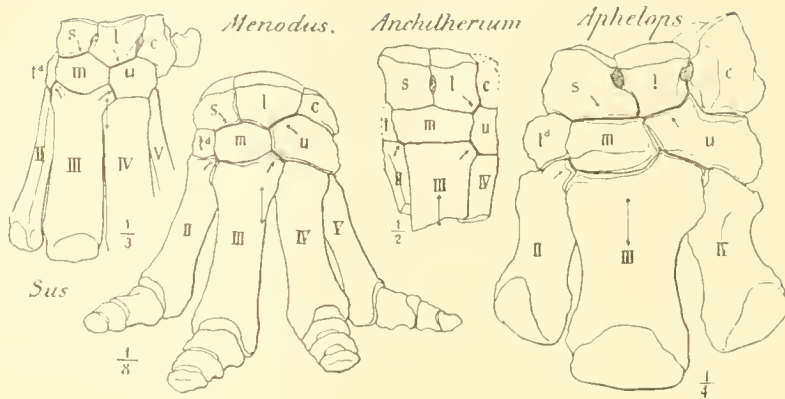
Now if we consider the manus with reference to the correlation of certain types of reduction and displacement, without reference to phylogeny, we find six types:

I. The first type is theoretical, and will be found among the Puerco Condylarthra. In it there is no reduction or displacement.‡ *Phenacodus* is the nearest known representative, in which, however, there is initial reduction, metapodial displacement, slight intercarpal displacement, and a marked tendency to the mesaxonic type. II. The second type embraces the Amblypoda, with the lunar strongly and the scaphoid slightly or not at all displaced. There is no distinct median axis. III. The third or proboscidian type differs from the last only in the direction of the lunar displacement, which is usually upon the trapezoid. The median axis is not well defined. IV. The fourth type is shown in a typical condition in *Titanotherium*, also more or less marked in all tetradaetyl Perissodaetyla, as well as in all tetradaetyl and didaetyl Artiodaetyla; it represents a stage in which the perissodaetyl foot approaches the artiodaetyl, the third and fourth toes spreading upon either side of the mesaxial line: the displacement of the carpals is apparently arrested, the lunar retaining some foothold upon the magnum. All tridaetyl and monodaetyl ungulates pass through this stage. V. The fifth type is invariably associated with tridaetylysm, incipient (*Hyrachyus*) or advanced (*Aphelops*), in which displacement is carried to an extreme and the mesaxial line passes directly through the third digit. VI. The sixth is associated with monodaetylysm and entire loss of lateral motion, in which the primitive displacement is counteracted by the growth of the magnum. VII. The seventh is represented in *Macrauchenia*, the lunar showing extreme reduction, both the scaphoid and unciform articulating with the magnum.

\* On the Laws of Digital Reduction. American Naturalist, 1877, p. 603.

† This rotation has resulted, sooner or later, in the loss of the first digit. American Naturalist, 1880, p. 286.

‡ The pes of *Periplycha* is so closely similar to that of the bear, the manus may be assumed to be of the same type.



First. In Types II and III the unreduced, nearly isodactyl and semiplanti-grade forms, the *Amblypoda* and *Proboscidea*, the unspecialized spreading toes transmit the strain from every side. We observe a marked increase in the size of the lunar. Among the *Proboscidea* the lunar either rests upon the magnum only or upon the magnum and trapezoid; this is the common condition; or upon the magnum, trapezoid and unciform (see page 539).

Second. In all the genera of the reduced types, excepting the highly specialized Types VI and VII, it is a remarkable fact that the scapho-magnum and lunar unciform facets are subequal. It appears from a comparison of the vast number of forms included in Types IV-VI, that reduction, altering as it does the entire system of digital strains, has had some definite influence in limiting or widening the extent of these facets, and that Prof. Cope has put the effect before the cause in stating that displacement precedes reduction. Schlosser has rightly reversed this relation.\*

The permanent tetradactyl condition in the perissodactyls of Type IV, like the artiodactyl didactylism is paraxonic, *i. e.*, the greatest vertical strain is not transmitted directly through the median toe but between the third and fourth toes, this, with the lateral strain coming from the functional fifth toe, in some manner limits the growth of the scaphoid and unciform, and in many instances results in the spreading of the lunar in both directions; it will be observed that in nearly every case the lunar is directly in the mesaxonic line. Where the four toes spread, as in *Titanotherium*, the metapodial strains must be somewhat analogous to those in the *Proboscidea* and *Amblypoda*—at all events the growth of the lunar in each instance suggests such an analogy.

As this condition of the lunar occurs in widely separated phyla and in a large

\**Op. cit.*, p. 113: "Gleichzeitig mit dieser Reduktion der Seitenzellen findet auch eine Aenderung in der Anordnung der Carpalien und Tarsalien statt."

number of forms, it cannot be due to mere coincidence, but must be the result of certain modifications of the pressure and strain transmitted to the carpus in paraxonic types. The loss of the lateral toes in the highly reduced Artiodactyla, in which the pressure is most perfectly divided between mts. III and IV, from Eocene to recent times, has not been accompanied by any alterations of the relations of the lunar to the magnum and unciform (see Anoplotherium and Cervus), apparently because there is no alteration in the axis of the metapodium. But in the Perissodaetyla the reduction of mc. v, as can be readily observed in the rhinoceroses (see De Blainville, Osteographie, *R. tetradactylus* of Auvergne, of Sansans, and *R. sumatrensis, unicornis, bicornis*), is accompanied step by step by the displacement of the lunar from the magnum. Lateral compression of the carpus has nothing to do with this displacement, because the tapir, which is even now in the transition stage between Types IV and V, has a much narrower carpus than *Aphelops*. The tapir manus is now in the stage of evolution which was passed by the rhinoceros in the Miocene period.

It follows from these cases that reduction *per se* does not influence displacement, but only in so far as (in the Perissodaetyla) by releasing the carpus from the pressure of the v digit it brings the major axis directly through the centre of the third digit, as seen in Type V. This type thus embraces a large number of forms, in which reduction of the fifth digit has been very rapid. The writer can find no exceptions to the law that mesaxonic tridactyl types of all the Tertiary periods show the extreme of diplarthrism.\*

Dr. Scott has called the writer's attention to a third correlation of the lunar and reduction, as found by a comparison of the lunar, scaphoid and unciform in the adaptive and inadapive Artiodactyla. In the inadapive types (*Enteledon*, *Anoplotherium*, etc., see Kowalevsky) the lunar is enlarged at the expense of the scaphoid; the latter resting upon the trapezoid, which in turn supports only the rudimentary second digit, the third digit forming no trapezoidal union. In the adaptive types, on the other hand, the third digit acquiring a trapezoidal facet, the scaphoid is somewhat larger and the lunar less enlarged.

#### TARSUS.

The above observations apply chiefly to the carpus, but precisely the same principles operate in the tarsal displacements.

\*The manus of *Palaotherium medium*, as figured by Kowalevsky (*Palaontographica*, Bd. XXII, Taf. VII) presents an exception. But reference to De Blainville's figure and to a cast of the original foot recently presented to Princeton by the Paris Museum, shows that Kowalevsky's figure is incorrect. There is no extension of the lunar near the foot, such as he represents.

The rapid reduction of the fibula accompanying the orbital movement of the limb hastens the displacement of the astragalus, in advance of any displacement in the carpus.

The growth of the astragalus upon the cuboid and the cuboid beneath the astragalus are reciprocal. The former may be compared to the scaphoid and lunar displacement, the latter to the growth of the unciform beneath the lunar, *i. e.*, towards the mesaxial line.

The line of association of reduction with certain forms of displacement observed in the manus has a parallel in the astragalo-cuboidal displacement. It will be observed that in the artiodactyl or paraxonic types there was a primitive disposition to form an astragalo-cuboidal facet, adapting the middle axis of the astragalus and calcaneum to the middle axis of the metapodium, which here passes between the second and third digits. On the other hand the *Hyracotherium*, *Paloplotherium* and *Hyracodon* mesaxonic types, as they all tend to monodactylism, show an arrest of displacement, owing to the growth of the third digit producing conditions similar to those in the monodactyl carpus; while genera of the iso-tridactyl mesaxonic type, the tapir, rhinoceros, etc., all show extreme astragalo-cuboidal displacement exactly parallel to that in the carpus.

#### CONCLUSIONS.

The laws of adaptation of the serial plantigrade foot to digitigradism may be summarized as follows:

1. Displacement is effected by the growth, arrested growth, or reduction of different elements, and takes place in the direction of the greatest lateral strain, being most rapid in the elements which are subjected to the maximum vertical impact and lateral strain.

2. The direction and degree of intercarpal displacements are adapted to the gradual alteration of the major axes in the bones of the fore arm and of the metapodium respectively, as brought about by reduction, and tend to maintain these proximal and distal axes in the same vertical line.

3. The initial displacement, however, preceding and independent of reduction, is the ectal movement of the metapodials, adapting these elements to resist the strain of the "stroke" upon the outer border, as the foot extends downwards and inwards.

4. In the unreduced isodactyl types, the strain of the spreading metapodials

converges to the centre of the carpus, without a defined median digital axis, and the lunar spreads to the ectal or ental side according as the respective growth of the radius or ulna alters the major axis of the fore arm.

5. In the Diplarthra the major axis of the fore arm passes through the radius, and through the third digit (*Mesaxonia*) or between the second and third digits (*Paraxonia*). The outward displacement of the entire upper upon the lower row of carpals is apparent, not real; the magnum and lunar are arrested in growth, and the lunar remains almost directly in the mesaxial line; what actually takes place is the ental growth of the unciform and ectal growth of the scaphoid towards the mesaxial line, thrusting the magnum and lunar apart.

6. This growth is affected by the reduction of the lateral digits in so far as this alters their relation to the major axis of the metapodium. Where reduction leaves the major axis between the third and fourth digits, this growth is arrested; where it leaves it directly through the third digit it is extreme; where the third digit alone transmits the main impact, the displacement is neutralized by the growth of the elements which directly support this digit (*i. e.*, magnum and cuneiform 3).





## EXPLANATION OF PLATES.

*Plate VII.*

## PROTOREODON PARVUS.

- Fig.* 1. Skull, side view; 1*a*, base of skull and superior molars; 1*b*, brain from above, *ss*, sylvian gyrus; *l*, lateral; *m*, median gyrus.
2. Inferior molars, internal view; 2*a*, crown view.
3. Portion of carpus with first digit.
4. Humerus, anterior view of distal end.
5. Tibia and fibula, anterior view; 5*a*, distal view.
6. Pes, anterior view, of a larger individual.
7. Phalanges, of fourth digit.
8. Metatarsal II, medial side of proximal end; *c*<sub>2</sub>, facet for mesocuneiform; *c*<sub>3</sub>, for entocuneiform.

## LEPTOTRAGULUS PROAVUS.

9. Lower jaw, side view, combined from specimens shown in Figs. 10 and 11.
10. Lower jaw, inner view, showing pm. 4 and m. 1; *a*, crown view.
11. Second and third lower molars of another specimen, inner view; *a*, crown view.
12. Ulna and radius, proximal end.
13. Scapula, distal end; 13*a*, glenoid cavity.
14. Metacarpal IV, anterior view; 14*a*, proximal end; *u*, facet for unciform.
15. Portion of tarsus, anterior view.
16. Cuboid.

(Figures natural size.)

*Plate VIII.*

## DIPLACODON, see page 514.

- Fig.* 1-1*a*. Fifth cervical vertebra, anterior view, lateral view.
2. Dorsal vertebra, between *d.* 7 and *d.* 10.
- 3-4. Lumbar vertebra, lateral view, posterior view.
5. Femur, anterior view; 5*a*, external view; 5*b*, distal view.
6. Tibia, anterior view; 6*a*, distal view.
7. Left os innominatum, lateral view.  $\times \frac{1}{2}$ .
8. Calcaneum and astragalus, front; 8*a*, external; 8*b*, posterior view of astragalus; *c*, distal view.
9. Carpals, proximal row; probably belonging to a young individual. *a*, proximal surfaces. Reference to *Diplacodon* uncertain.

*Plate IX.*

## DIPLACODON, see pages 515-16.

- Fig.* 10 Ulna and radius, external view; 10*a*, distal view; 10*b*, anterior view; 10*c*, internal view.
11. Humerus, posterior view; 11*a*, external view.
12. Left scapula, outer surface,  $\times 1$ ; *a*, glenoid fossa.
13. Right manus,  $\times 1$ ; the carpals are restored from *Ptilosynops* and *Titanotherium*; the metacarpals are slightly fore-bentened; *b*, met. II-IV, proximal view; *a*, met. IV, distal view,  $\times 1$ .
14. Superior molar, probably *m*<sup>2</sup>.
15. Axis, belonging to a smaller individual, side view.

*Plate X.*

ISECTOLOPHUS ANNECTENS, see page 520.

- Fig.* 1. Superior molars of left side; 1*a*, external view of same.  
 2. Inferior molars, crown view; 2*a*, external view of  $m_3$ .  
 11. Inferior series of a younger individual (No. 10,399).  
 3. Left carpus, front view, with the metacarpals partly restored.  
 4. Right cuboid, external view; 4*a*, anterior view; 4*b*, superior view, showing *ac* (astragalar) and *cc* (calcaneal) facets.  
 5. Phalanges probably belonging to the second and third digits.  
 6. Metatarsals, distal portion, probably of III and IV; *a*, distal faces of same.  
 7. Tibia, distal face.  
 8. Proximal view of radius and ulna.

AMYNODON INTERMEDIUS, see page 508.

10. Palate and superior dentition; 10*a*, side view of superior dentition.

MESONYX UINTENSIS.

9. Inferior premolar-molar series, internal view.

*Plate XI.*

PLESIARCTOMYS SCIUROIDES.


- Fig.* 1. Skull, from above; 1*a*, base of skull; 1*b*, side of skull; 1*c*, crowns of superior molars; 1*d*, crowns of inferior molars and incisor.  
 2. Tibia, side view; 2*a*, humerus, side view.

EPIHIPPIUS UINTENSIS, see page 529.

3. Lower jaw, from above; 3*a*, side view.  
 4. Forearm and manus, front view; 4*a*, side view.  
 5. Tarsus, front view.

TRIPLOPUS OBLIQUIDENS, see page 525.

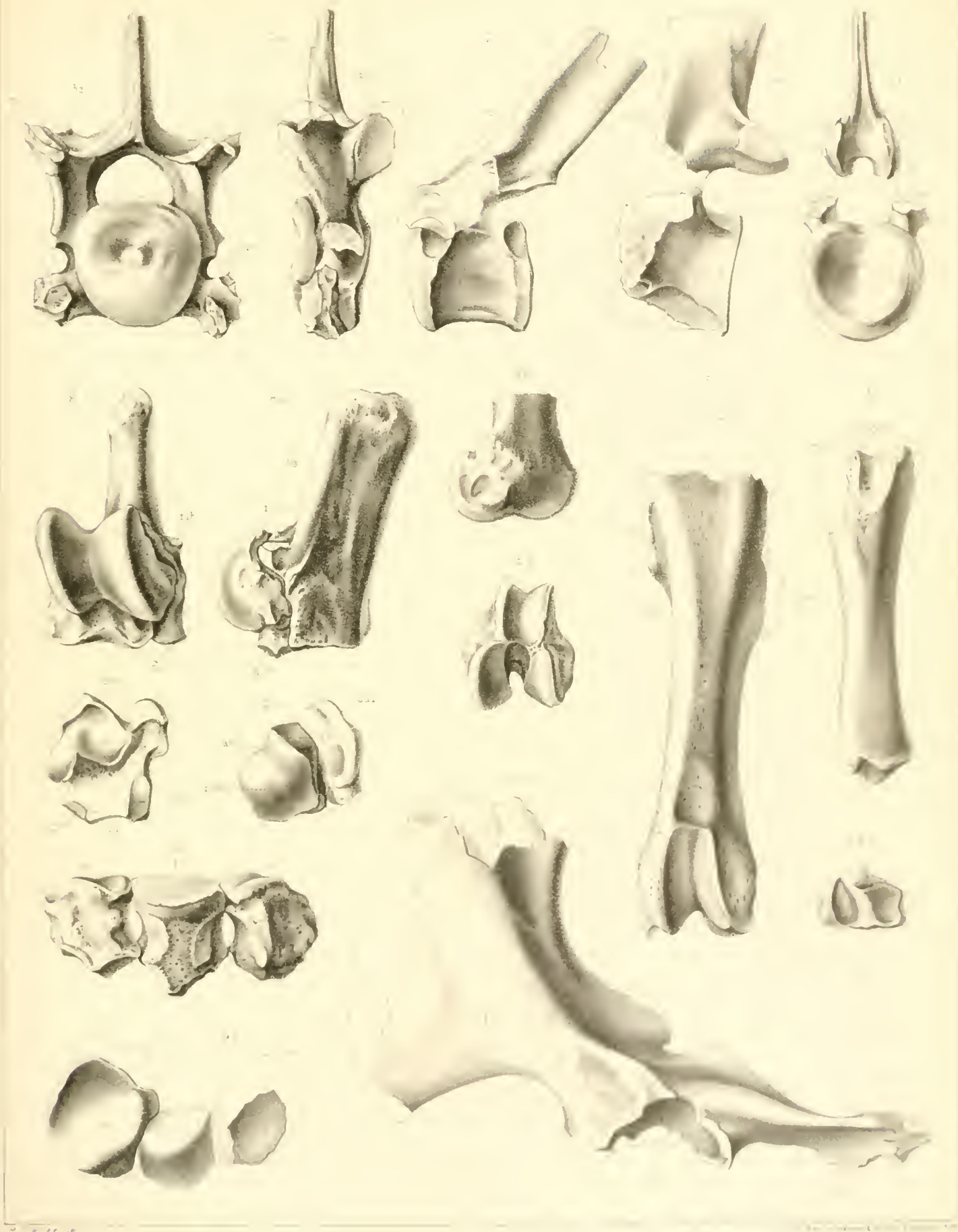
6. Superior molars, crown view; 6*a*, external view.  
 7. Inferior molars and alveoli, type of *T. obliquidens* (No. 10,402).  
 8. Manus, front view.  
 9. Pes, front view.  
 10. Third superior molar (No. 10,402).



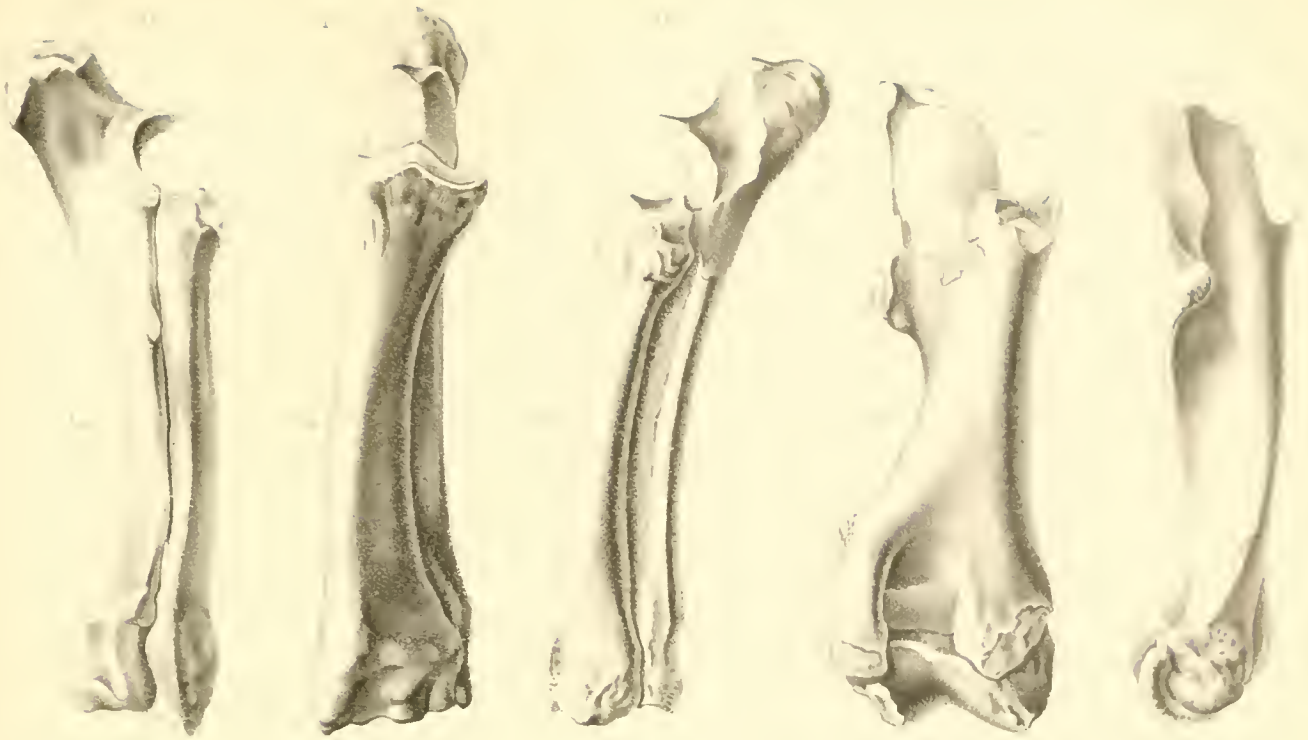
R. Weber del.

—RODENTIA—










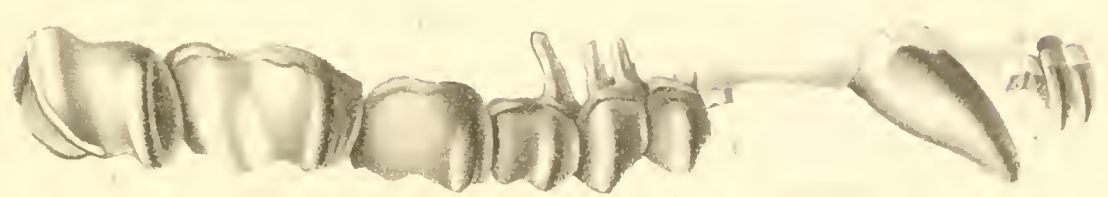
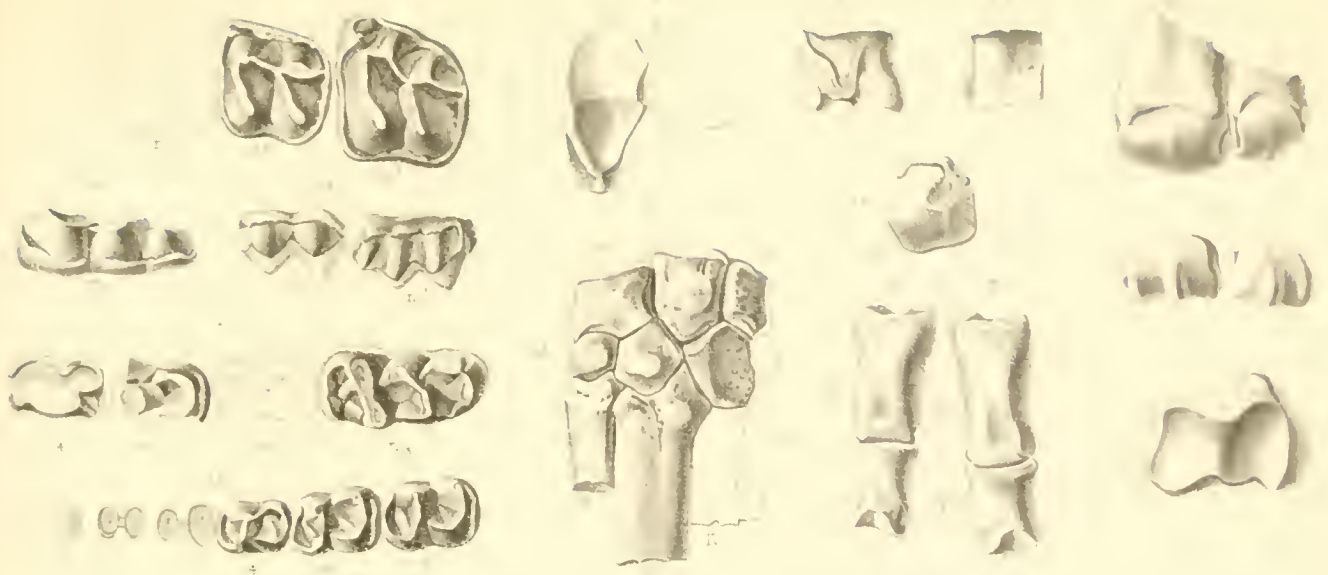


Ca


























New York Botanical Garden Library



3 5185 00257 6245

