

## PROJECT 10073 RECORD

1. DATE - TIME GROUP 2/10/67	2. LOCATION LIMA, OHIO
3. SOURCE CIVILIAN	10. CONCLUSION INSUFFICIENT DATA FOR EVALUATION
4. NUMBER OF OBJECTS ONE	COMMENTS: See reverse side.
5. LENGTH OF OBSERVATION THREE-FOUR MINUTES	11. BRIEF SUMMARY AND ANALYSIS At 10:25 pm the observer spotted what she thought was a falling star. However the object maintained a constant pattern back and forth across the sky. The observer tried to show it to a friend but was then unable to locate it. About 10 minutes later she sighted another object that looked something like a high train engine. This object disappeared toward the City of Lima. At 11:00 pm the observer sighted another UFO in the N.E.  COMMENTS: The city police and the control tower personnel at Lima did not receive any calls about UFO's on this night. The alleged witness was requested to complete
6. TYPE OF OBSERVATION GROUND-VISUAL	
7. COURSE NE to SSW	
8. PHOTOS <input type="checkbox"/> Yes <input checked="" type="checkbox"/> No	
9. PHYSICAL EVIDENCE <input type="checkbox"/> Yes <input checked="" type="checkbox"/> No	



DEPARTMENT OF THE AIR FORCE  
HEADQUARTERS FOREIGN TECHNOLOGY DIVISION (AFSC)  
WRIGHT-PATTERSON AIR FORCE BASE, OHIO 45433



REPLY TO  
ATTN OF: TDPT (UFO)

5 AUG 1968

SUBJECT: UFO Observation, 19 July 1968

TO: Lima Airport  
Lima, Ohio 45802

1. The Aerial Phenomena Office is in receipt of an unidentified flying object (UFO) report from Lima, Ohio which occurred on 19 July 1968 from 10:25 pm to 11:00 pm.
2. The observer sighted an object that had numerous orangish-amber lights around it which seemed to be spinning. The object was first seen in the distance and seemed to be going back and forth over the area. Later, the object passed overhead and the observer stated that she heard a slight whirr.
3. The description is very similar to that of an aircraft with an electrical advertising sign, however, we do not know of any in your area. Do you have records that would indicate if any aerial advertiser was operating in the area that night.
4. Thank you for your assistance on this matter.

*[Handwritten signature]*  
DIRECTOR QUINTANILLA, Jr, Lt Colonel, USAF  
Chief, Aerial Phenomena Office  
Aerospace Technologies Division  
Production Directorate

1 Atch  
Self-addressed envelope

August 19, 1968

Gentlemen:

We have no knowledge of this, and have not been able to locate anyone here at the airport who has information regarding this either.

Sorry we cannot be of any assistance to you.

Yours truly,

LIMA AVIATION CORP.  
1902 Baty Road  
Lima, Ohio 45807

LIMA POLICE DEPARTMENT

217 EAST HIGH STREET

LIMA, OHIO 45801

WILLIAM K. DAVENPORT  
CHIEF OF POLICE

RONALD C. COOK  
INSPECTOR

ROBERT L. CLEMENS  
INSPECTOR

August 9, 1968

Lt. Colonel Hector Quintanilla, Jr.  
Chief, Aerial Phenomena Office  
Aerospace Technologies Division  
Wright-Patterson Air Force Base, Ohio 45433

ATT: TDPT (UFO)

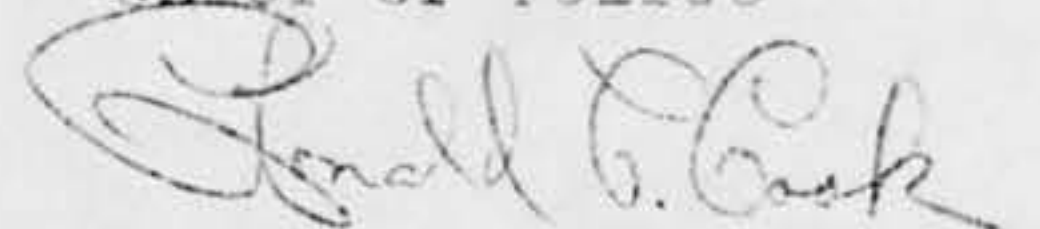
RE: UFO Observation, July 19, 1968

Dear Sir:

In checking the log of the Lima Police Department for the period around July 19, 1968, we find there to be no unidentified flying objects reported to this department during that period.

Very truly yours,

William K. Davenport  
Chief of Police



Ronald C. Cook  
Inspector

RCC:brn




19 Jul 68

5 AUG 1968

WDPT (UFO) Lt Col Quintanilla/70916/mhs/2 Aug 68  
UFO Observation, 19 July 1968

Lima Police Department  
Lima, Ohio 45802

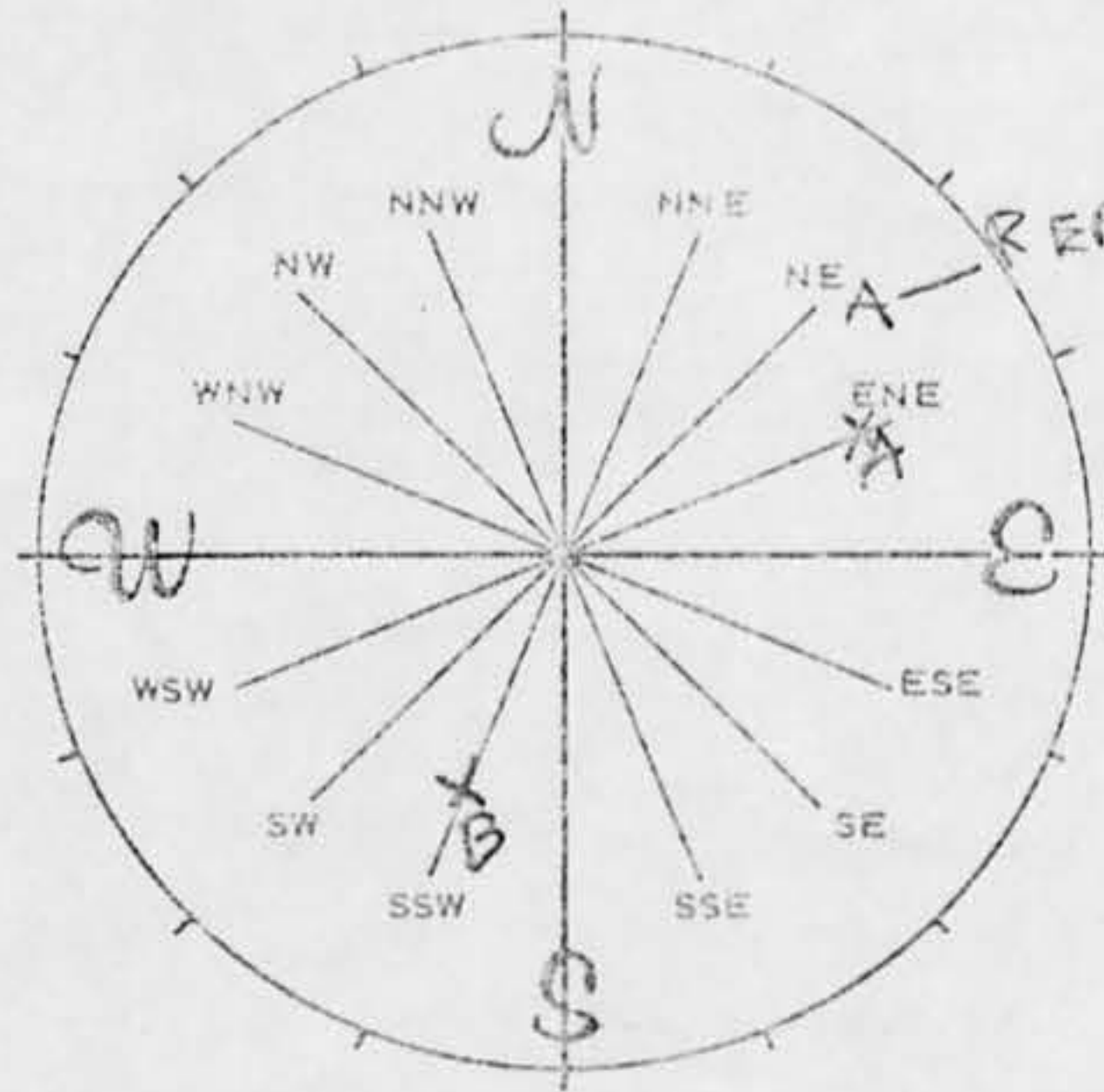
1. The Aerial Phenomena Office is in receipt of an unidentified flying object (UFO) report from Lima, Ohio which occurred on 19 July 1968 from 10:25 pm to 11:00 pm.
2. The observer sighted an object that had numerous orangish-amber lights around it and it seemed to be spinning. The object was first seen in the distance and seemed to be going back and forth over the area. Later, the object passed overhead and the observer stated that she heard a slight whirr.
3. The description is very similar to that of an aircraft with an electrical advertising sign, however, we do not know of any in your area.
4. Did you receive any reports of unusual objects for this date? We would appreciate your comments as to a possible cause for this sighting.
5. Thank you for your assistance on this matter.


 DIRECTOR QUINTANILLA, Jr, Lt Colonel, USAF      1 Atch  
 Chief, Aerial Phenomena Office                      Self-addressed envelope  
 Aerospace Technologies Division  
 Production Directorate

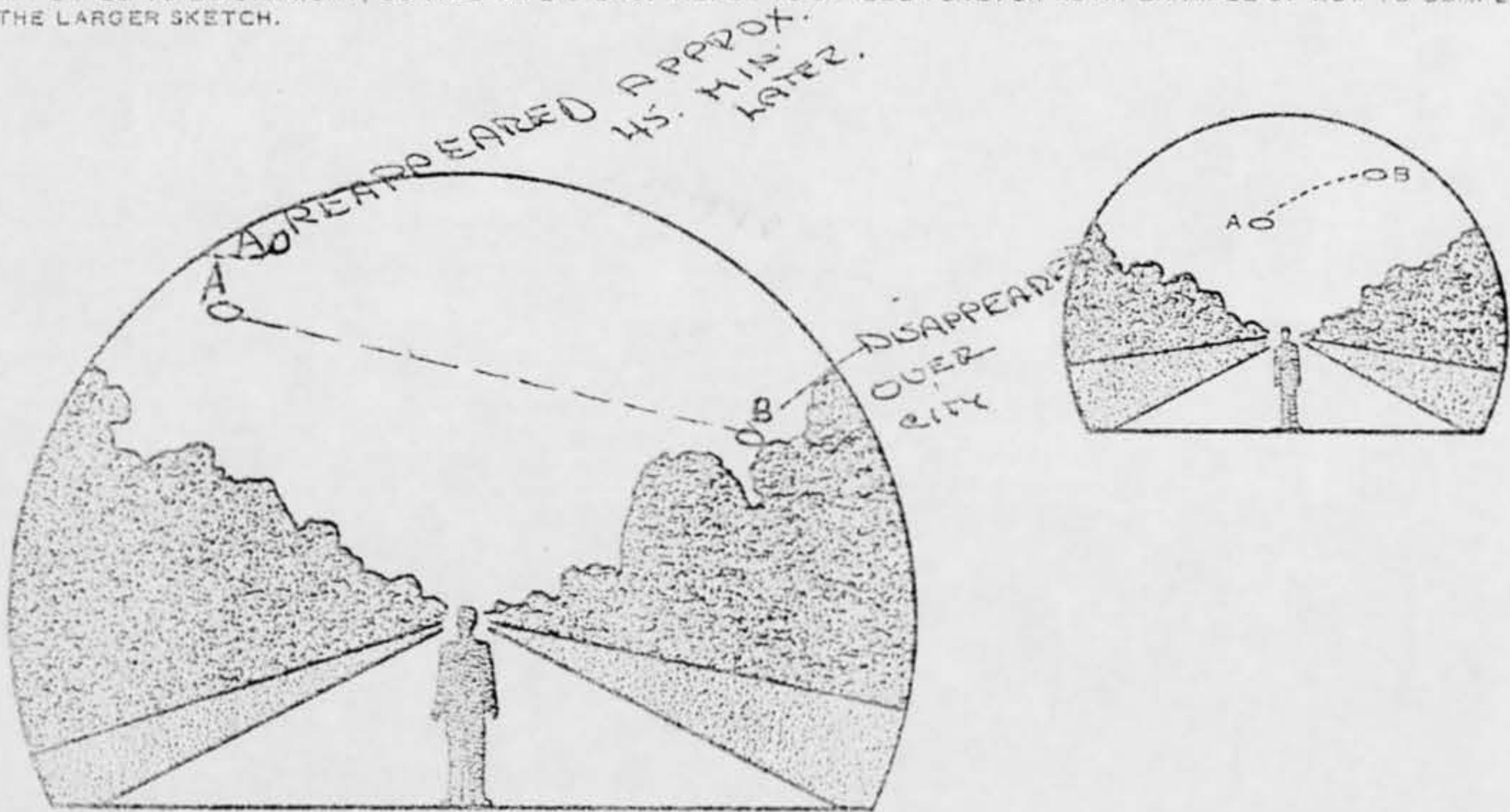
TYPE (UFO) OFFICIAL FILE C1



6A. NOW IMAGINE YOU ARE AT THE CENTER OF THE COMPASS ROSE. PLACE AN "A" ON THE COMPASS TO INDICATE THE DIRECTION TO THE PHENOMENON WHEN FIRST SEEN. PLACE A "B" ON THE COMPASS TO INDICATE THE DIRECTION TO THE PHENOMENON WHEN LAST SEEN.



7. IN THE SKETCH BELOW, PLACE AN "A" AT THE POSITION OF THE PHENOMENON WHEN FIRST SEEN, AND A "B" AT THE POSITION OF THE PHENOMENON WHEN LAST SEEN. CONNECT THE "A" AND "B" WITH A LINE TO APPROXIMATE THE MOVEMENT OF THE PHENOMENON BETWEEN "A" AND "B". THAT IS, SCHEMATICALLY SHOW WHETHER THE MOVEMENT APPEARED TO BE STRAIGHT, CURVED OR ZIG-ZAG. REFER TO SMALLER SKETCH AS AN EXAMPLE OF HOW TO COMPLETE THE LARGER SKETCH.





SIGHTING OF UNIDENTIFIED PHENOMENA QUESTIONNAIRE

BUDGET BUREAU APPROVAL  
NUMBER 21-R252

THIS QUESTIONNAIRE HAS BEEN PREPARED SO THAT YOU CAN GIVE THE U S AIR FORCE AS MUCH INFORMATION AS POSSIBLE CONCERNING THE UNIDENTIFIED PHENOMENON THAT YOU HAVE OBSERVED. PLEASE TRY TO ANSWER ALL OF THE QUESTIONS. THE INFORMATION YOU GIVE WILL BE USED FOR RESEARCH PURPOSES YOUR NAME WILL NOT BE USED IN CONNECTION WITH ANY OF YOUR STATEMENTS OR CONCLUSIONS WITHOUT YOUR PERMISSION. RETURN TO AIR FORCE BASE INVESTIGATOR FOR FORWARDING TO FTD (TDETR), WRIGHT-PATTERSON AFB, OHIO 45433, 1AW AFR 80-17. (IF ADDITIONAL SHEETS ARE NEEDED FOR NARRATIVE OR SKETCHES ATTACH SECURELY TO THIS FORM OR ANNOTATE WITH YOUR NAME FOR IDENTIFICATION.)

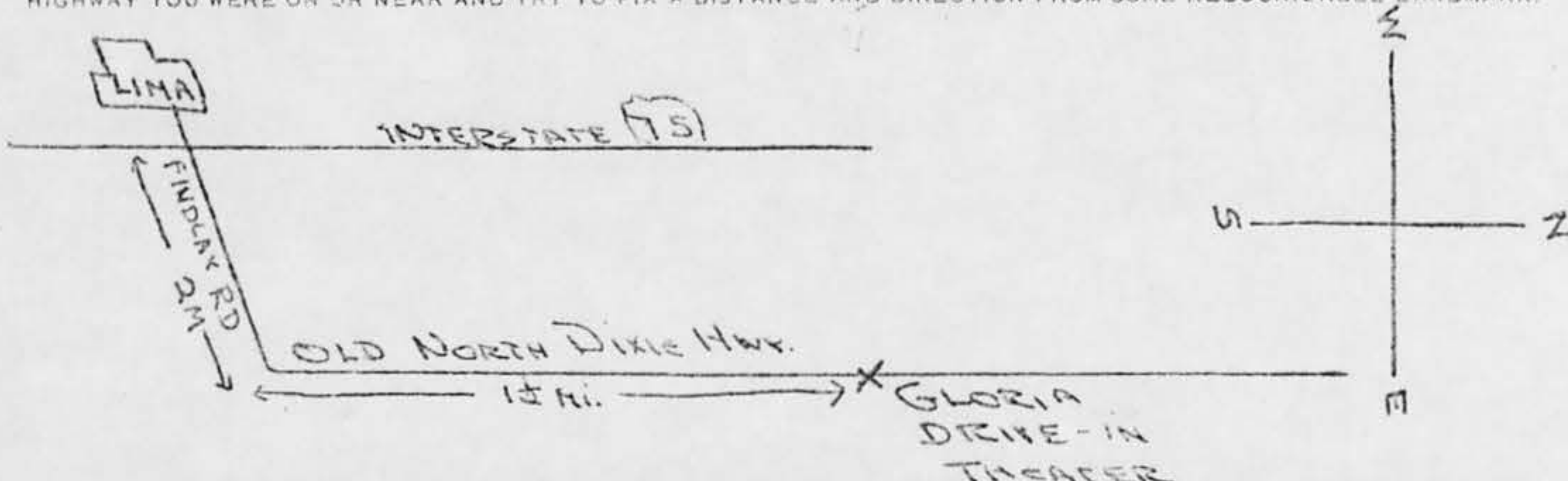
1. WHEN DID YOU SEE THE PHENOMENON? DAY JULY 19 MONTH FEB YEAR 1968

2. WHAT TIME DID YOU FIRST SIGHT THE PHENOMENON? HOUR 10 MINUTES 24  A.M.  P.M.

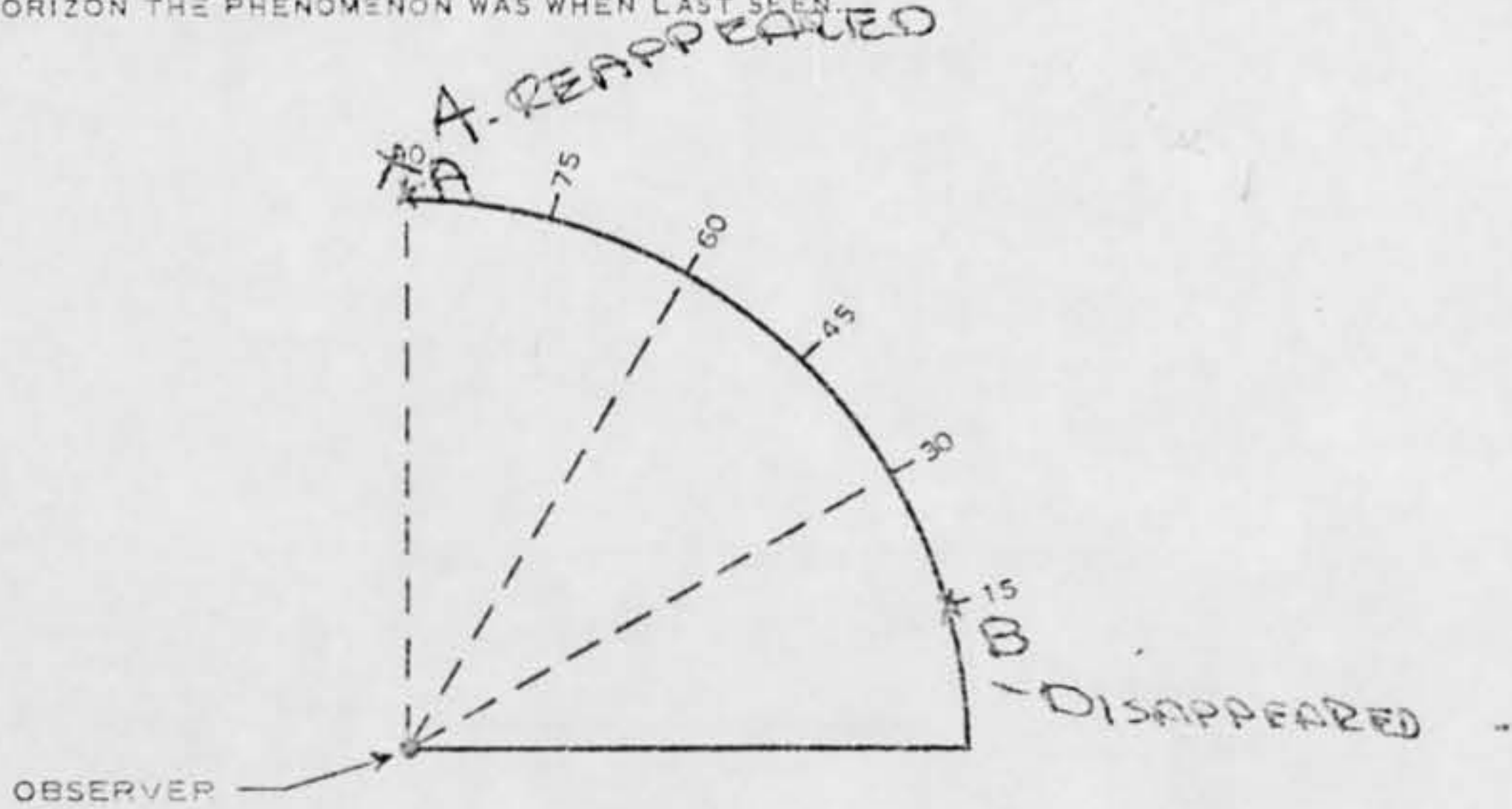
3. WHAT TIME DID YOU LAST SIGHT THE PHENOMENON? HOUR 11 MINUTES 31  A.M.  P.M.

4. TIME ZONE  DAYLIGHT SAVINGS  STANDARD  
 EASTERN  CENTRAL  MOUNTAIN  PACIFIC  OTHER

5. WHERE WERE YOU WHEN YOU SAW THE PHENOMENON? IF IN CITY, GIVE THE NEAREST STREET ADDRESS AND INDICATE ON A HAND DRAWN MAP WHERE YOU WERE STANDING WITH REFERENCE TO THE ADDRESS. IF IN THE COUNTRY, IDENTIFY THE HIGHWAY YOU WERE ON OR NEAR AND TRY TO FIX A DISTANCE AND DIRECTION FROM SOME RECOGNIZABLE LANDMARK.



6. IMAGINE YOU ARE AT THE POINT SHOWN IN THE SKETCH, PLACE AN "A" ON THE CURVED LINE TO SHOW HOW HIGH THE PHENOMENON WAS ABOVE THE HORIZON, OR SKYLINE, WHEN FIRST SEEN. PLACE A "B" ON THE SAME CURVED LINE TO SHOW HOW HIGH ABOVE THE HORIZON THE PHENOMENON WAS WHEN LAST SEEN.





10. IF THERE WERE MORE THAN ONE PHENOMENON, HOW MANY WERE THERE? DRAW A PICTURE TO SHOW HOW THEY WERE ARRANGED. DID THIS ARRANGEMENT CHANGE DURING THE SIGHTING?

NO - WOULD HAVE  
BEEN THE SAME  
OBJECT

11. CONDITIONS (Check appropriate blocks.)

A. SKY		B. WEATHER			
<input type="checkbox"/>	DAY	<input type="checkbox"/>	CUMULUS CLOUDS (Low fluffy)	<input type="checkbox"/>	FOG OR MIST
<input type="checkbox"/>	TWILIGHT	<input type="checkbox"/>	CIRRUS CLOUDS (High fleecy or Herring-bone)	<input type="checkbox"/>	HEAVY RAIN
<input type="checkbox"/>	NIGHT	<input type="checkbox"/>	NIMBUS CLOUDS (Rain)	<input type="checkbox"/>	LIGHT RAIN OR DRIZZLE
<input checked="" type="checkbox"/>	CLEAR	<input type="checkbox"/>	CUMULONIMBUS CLOUDS (Thunderstorms)	<input type="checkbox"/>	HAIL
<input type="checkbox"/>	PARTLY CLOUDY	<input type="checkbox"/>	HAZE OR SMOG	<input checked="" type="checkbox"/>	NONE OF THE ABOVE
<input type="checkbox"/>	COMPLETELY OVERCAST				

C. IF THE SIGHTING WAS AT TWILIGHT OR NIGHT, WHAT DID YOU NOTICE ABOUT THE STARS AND MOON?

(1) STARS		(2) MOON			
<input type="checkbox"/>	NONE	<input type="checkbox"/>	BRIGHT MOONLIGHT	<input checked="" type="checkbox"/>	NO MOONLIGHT
<input type="checkbox"/>	A FEW	<input type="checkbox"/>	MOON WITH HALO	<input type="checkbox"/>	UNKNOWN
<input checked="" type="checkbox"/>	MANY	<input type="checkbox"/>	MOON HIDDEN BY CLOUDS		
<input type="checkbox"/>	UNKNOWN	<input type="checkbox"/>	PARTIAL (New or quarter)		

D. IF SIGHTING WAS IN DAYLIGHT, WAS THE SUN VISIBLE?  YES  NO. IF "YES," WHERE WAS THE SUN AS YOU FACED THE PHENOMENON?

<input type="checkbox"/>	IN FRONT OF YOU	<input type="checkbox"/>	TO YOUR RIGHT	<input type="checkbox"/>	OVERHEAD (Near noon)
<input type="checkbox"/>	IN BACK OF YOU	<input type="checkbox"/>	TO YOUR LEFT	<input type="checkbox"/>	UNKNOWN

E. SPECIFY THE MAJOR SOURCE OF ILLUMINATION PRESENT DURING THE SIGHTING, SUCH AS THE SUN, HEADLIGHTS OR STREET LAMP, ETC. FOR TERRESTRIAL ILLUMINATION, SPECIFY DISTANCE TO LIGHT SOURCE.

A SPOT LIGHT - APPROX 25 FT FROM CAR.

12. GIVE A BRIEF DESCRIPTION OF THE PHENOMENON, INDICATING WHETHER IT APPEARED DARK OR LIGHT, WHETHER IT REFLECTED LIGHT OR WAS SELF-LUMINOUS AND WHAT COLORS YOU NOTICED. DESCRIBE YOUR IMPRESSION OF WHETHER IT WAS SOLID OR TRANSPARENT, WHETHER EDGES WERE SHARP OR FUZZY. DESCRIBE THE SHAPE OR INDICATE IF IT APPEARED AS A POINT OF LIGHT. INDICATE COMPARISONS WITH OTHER OBSERVED OBJECTS, LIKE STARS, A LIGHT OR OTHER OBJECT IN YOUR FIELD OF VIEW.


LIGHT - SELF-LUMINOUS - PULSATING GLOW OF AN AMBER SHADE. IT SEEMED TO BE SOLIDLY CONSTRUCTED WITH SHARP EDGES. AS IT CAME CLOSER THE LIGHT SEEMED TO BECOME DARKER AND THEN BRIGHTEN - CONTINUOUSLY DOING THIS UNTIL GOT OF SIGHT



8. WHERE WERE YOU WHEN YOU SAW THE PHENOMENON? (Check appropriate blocks.)			
<input checked="" type="checkbox"/>	OUTDOORS		IN BUSINESS SECTION OF CITY
	IN BUILDING		IN RESIDENTIAL SECTION OF CITY
<input checked="" type="checkbox"/>	IN CAR	<input checked="" type="checkbox"/> AS DRIVER <input type="checkbox"/> AS PASSENGER	<input checked="" type="checkbox"/> IN OPEN COUNTRYSIDE
	IN BOAT		NEAR AIRFIELD
	IN AIRPLANE	<input type="checkbox"/> AS PILOT <input type="checkbox"/> AS PASSENGER	FLYING OVER CITY
	OTHER		FLYING OVER OPEN COUNTRY
			OTHER
A. IF YOU WERE IN A VEHICLE, COMPLETE THE FOLLOWING:			
WHAT DIRECTION WERE YOU MOVING?		HOW FAST WERE YOU MOVING?	
<input type="checkbox"/> NORTH	<input type="checkbox"/> EAST	VEHICLE WAS IN "PARK" POSITION	
<input type="checkbox"/> SOUTH	<input type="checkbox"/> WEST	DID YOU STOP ANYTIME WHILE OBSERVING THE PHENOMENON?	
<input type="checkbox"/> NORTHEAST	<input type="checkbox"/> SOUTHEAST	<input type="checkbox"/> YES <input type="checkbox"/> NO	
<input type="checkbox"/> NORTHWEST	<input type="checkbox"/> SOUTHWEST		
EXPLAIN WHETHER SUCH MOVEMENT AFFECTS YOUR SKETCHES IN ITEMS 5 AND 6.			
DESCRIBE TYPE OF VEHICLE YOU WERE IN AND TYPE OF ROAD, TERRAIN OR BODY OF WATER YOU TRAVERSED DURING THE SIGHTING. STATE WHETHER WINDOWS OR CONVERTIBLE TOP WERE UP OR DOWN.			
1964 IMPERIAL CHRYSLER - WINDOWS WERE DOWN.			
HOW MUCH OTHER TRAFFIC WAS THERE? APPROX - 60-75 OTHER VEHICLES AT DRIVE-IN			
DID YOU NOTICE ANY AIRPLANES? <input type="checkbox"/> YES <input checked="" type="checkbox"/> NO. IF "YES," DESCRIBE WHEN THEY WERE IN SIGHT RELATIVE TO THE TIME OF SIGHTING THE PHENOMENON AND WHERE THEY WERE IN THE SKY RELATIVE TO THE POSITION OF THE PHENOMENON.			
1964 IMPERIA			
9. HOW LONG WAS THE PHENOMENON IN SIGHT?			
LENGTH OF TIME		CERTAIN OF TIME	NOT VERY SURE
3-4 MIN.		<input checked="" type="checkbox"/> FAIRLY CERTAIN	JUST A GUESS
HOW WAS TIME DETERMINED?			
BY WATCH			
WAS THE PHENOMENON IN SIGHT CONTINUOUSLY? <input type="checkbox"/> YES <input checked="" type="checkbox"/> NO. IF "NO," INDICATE WHETHER THIS IS DUE TO YOUR MOVEMENT OR THE BEHAVIOR OF THE PHENOMENON, AND DESCRIBE SUCH MOVEMENT OR BEHAVIOR. INDICATE DISAPPEARANCES ON PREVIOUS SKETCHES.			
DUE TO BEHAVIOR OF PHENOMENON, IT TRAVELED IN STRAIGHT LINE UNTIL IT DISAPPEARED. LATER IT REAPPEARED IN ALMOST SAME POSITION AS IT FIRST APPEARED AT. THE SECOND APPEARANCE THE PHENOMENON MOVED BACK AND FORTH ACROSS THE SKY - IN THE DIRECTION OF "NE" TO "ENE".			



15. DRAW A PICTURE THAT WILL SHOW THE SHAPE OF THE PHENOMENON. INCLUDE AND LABEL ANY DETAILS THAT MIGHT HAVE APPEARED AS WINGS OR PROTRUSIONS, AND INDICATE EXHAUST OR VAPOR TRAILS. INDICATE BY AN ARROW THE DIRECTION THE PHENOMENON WAS MOVING.



16. WHAT WAS THE ANGULAR SIZE? HOLD A MATCH AT ARM'S LENGTH IN FRONT OF A KNOWN OBJECT, SUCH AS A STREET LAMP OR THE MOON. NOTE HOW MUCH OF THE OBJECT IS COVERED BY THE HEAD OF THE MATCH. NOW IF YOU HAD BEEN ABLE TO PERFORM THIS EXPERIMENT AT THE TIME OF THE SIGHTING, ESTIMATE WHAT FRACTION OF THE PHENOMENON WOULD HAVE BEEN COVERED BY THE MATCH HEAD.

$\frac{1}{2}$  of the OBJECT  
WOULD BE  
COVERED



13.	DID THE PHENOMENON	YES	NO	UNKNOWN
	MOVE IN A STRAIGHT LINE?	X		
	STAND STILL AT ANYTIME?	X		
	SUDDENLY SPEED UP AND RUN AWAY?		X	
	BREAK UP IN PARTS AND EXPLODE?		X	
	CHANGE COLOR?	X		
	GIVE OFF SMOKE?		X	
	CHANGE BRIGHTNESS?	X		
	CHANGE SHAPE?		X	
	FLASH OR FLICKER?	X		
	DISAPPEAR AND REAPPEAR?	X		
	SPIN LIKE A TOP?	X		
	MAKE A NOISE?	X		
	FLUTTER OR WOBBLE?		X	

14. WHAT DREW YOUR ATTENTION TO THE PHENOMENON?

I WAS LOOKING AT THE STARS  
AND I THOUGHT THAT ONE SEEMED BRIGHTER  
AND THEN IT BEGAN TO MOVE

A. HOW DID IT FINALLY DISAPPEAR?

IT JUST KEPT GOING  
UNTIL IT WAS OUT OF SIGHT

B. DID THE PHENOMENON MOVE BEHIND OR IN FRONT OF SOMETHING, LIKE A CLOUD, TREE, OR BUILDING AT ANY TIME?

 YES  NO. IF "YES," DESCRIBE.



17. DID YOU OBSERVE THE PHENOMENON THROUGH ANY OF THE FOLLOWING? INCLUDE INFORMATION ON MODEL, TYPE, FILTER, LENS PRESCRIPTION OR OTHER APPLICABLE DATA.

<input type="checkbox"/> EYEGLASSES	<input type="checkbox"/> CAMERA VIEWER
<input type="checkbox"/> SUNGLASSES	<input type="checkbox"/> BINOCULARS
<input type="checkbox"/> WINDSHIELD	<input type="checkbox"/> TELESCOPE
<input checked="" type="checkbox"/> SIDE WINDOW OF VEHICLE	<input type="checkbox"/> THEODOLITE
<input type="checkbox"/> WINDOWPANE	<input type="checkbox"/> OTHER

A. DO YOU ORDINARILY WEAR GLASSES?  YES  NO

B. DO YOU USE READING GLASSES?  YES  NO

18. WHAT WAS YOUR IMPRESSION OF THE SPEED OF THE PHENOMENON? GIVE ESTIMATE OF SPEED 125 MPH

19. WHAT WAS YOUR IMPRESSION OF THE DISTANCE OF THE PHENOMENON? GIVE ESTIMATE OF DISTANCE 1500 FT. ABOVE

20. IN ORDER THAT WE MAY OBTAIN AS CLEAR A PICTURE AS POSSIBLE OF WHAT YOU SAW, DESCRIBE IN YOUR OWN WORDS A COMMON OBJECT OR OBJECTS WHICH, WHEN PLACED IN THE SKY, SIMILAR TO WHERE YOU NOTED THE PHENOMENON, WOULD BEAR SOME RESEMBLANCE TO WHAT YOU SAW. DESCRIBE SIMILARITIES AND DIFFERENCES BETWEEN THE COMMON OBJECT AND WHAT YOU SAW.

IT RESEMBLED A TRAIN ENGINE (DIESEL) BUT A MUCH LARGER MODEL. IT HAD WINDOWS-LIKE OPENINGS ON THE SIDE FACING ME - AND IT SEEMED TO TAPER OFF IN BACK

21. DID YOU NOTICE ANY ODOR, NOISE, OR HEAT EMANATING FROM THE PHENOMENON OR ANY EFFECT ON YOURSELF, ANIMALS OR MACHINERY IN THE VICINITY?  YES  NO. IF "YES," DESCRIBE.

THERE SEEMED TO BE KIND OF A WHIRRING NOISE AT A HIGH INTENSITY

A. DID THE PHENOMENON DISTURB THE GROUND OR LEAVE ANY PHYSICAL EVIDENCE.  YES  NO. IF "YES," DESCRIBE.



AF Form 117 but has not done so as of 24 Sept 68. Because of the number of sightings involved and the each of corroborating witnesses, the sighting is being carried as Insufficient Data.



19 July 68

22. HAVE YOU EVER SEEN THIS OR A SIMILAR PHENOMENON BEFORE?  YES  NO. IF "YES," GIVE DATE AND LOCATION.  
[REDACTED] KENTON, OHIO - 00 BY 68.

23. WAS ANYONE WITH YOU AT THE TIME YOU SAW THE PHENOMENON?  YES  NO. IF "YES," DID THEY SEE IT TOO?  
 YES  NO.

A. LIST THE NAME OF THE PLACE WHERE YOU SAW THE PHENOMENON.  
[REDACTED] AVE - BETHEL PARK A. 15102

24. GIVE THE FOLLOWING INFORMATION ABOUT YOURSELF

LAST NAME, FIRST NAME [REDACTED]

ADDRESS (Street, City, State, and Zip Code)  
[REDACTED] LIMA, OHIO - 45804

TELEPHONE (Area code and number) [REDACTED] AGE 17 MALE  FEMALE

25. INDICATE ANY ADDITIONAL INFORMATION INCLUDING OCCUPATION AND ANY EXPERIENCE WHICH MAY BE PERTINENT.

TELEPHONE SOLICITOR - OLAV MILLS STOPIN LIMA

25. WHEN AND TO WHOM DID YOU REPORT THAT YOU HAD SIGHTED THIS PHENOMENON?

NAME Geneva Marshall DAY Fri 19 MONTH July YEAR 1968

26. DATE YOU COMPLETED THIS QUESTIONNAIRE.  
DAY THURS<sup>25</sup> MONTH July YEAR 1968



27. INFORMATION WHICH YOU FEEL IS PERTINENT BUT WHICH IS NOT ADEQUATELY COVERED IN THIS QUESTIONNAIRE, ALTERNATIVELY PROVIDES A NARRATIVE EXPLANATION OF THE SIGHTING.

IT LEFT NO SIGN OF EXHAUST  
OR ANY SMOKE. IT SEEMED  
TO LOOSE A LITTLE ALTITUDE  
AS IT CAME CLOSER - BUT  
THEN WENT BACK UP.



DEPARTMENT OF THE AIR FORCE  
HEADQUARTERS FOREIGN TECHNOLOGY DIVISION (AFSC)  
WRIGHT-PATTERSON AIR FORCE BASE, OHIO 45433



REPLY TO  
ATTN OF: TDPT (UFO)

JUL 25 1968

SUBJECT: UFO Observation, 19 July 1968

TO:

[REDACTED]  
Lima, Ohio 45804

Reference your recent unidentified flying object sighting which you reported to the Air Force. The information which we have received is not sufficient for a scientific investigation. Request you complete the attached AF Form 117 and return it in the self-addressed envelope. Thank you for reporting your observation to the Air Force.

*A*  
HECTOR QUINTANILLA, Jr, Lt Colonel, USAF  
Chief, Aerial Phenomena Office  
Aerospace Technologies Division  
Production Directorate

1 Atch  
AF Form 117 w/envelope



Investigation 1163  
Air Technical Intelligence  
Center  
Dayton, Ohio

Gentleman:

On the night of <sup>approx</sup> 10:05  
July 19, 1968. I was  
viewing a movie  
at the Gloria  
Theater, located  
north-east of the  
immediate Long,  
Ohio area, when  
out of boredom  
I gazed out  
the window. What  
I saw was - I  
thought a falling  
star - but the  
object moved in  
in a consistent  
pattern - back &  
forth - across the  
sky. I didn't think  
too much of it - but  
I mentioned it to  
my friend who




was was in fact  
I was unable to  
find it finally  
by up on the top  
of the hill from the  
location. ~~I thought~~  
of the object - I  
assumed watching  
the main - a  
short time later  
about 10 min I  
looked up in the  
sky and the small  
object I had seen  
before - now seems  
larger and was  
moving in a  
south west dir-  
ection toward the  
city of Yuma as my  
friend and two  
other people watched  
the object - it  
came closer and  
began to take a  
shape of a large  
train engine. It



has many birds  
in it and had  
also a large  
shrub light  
wooded area and  
the height to  
great interest as  
I made at high  
speed



11111 COLONG



It also seems  
as though it  
were specimens  
around - It was  
approx - 1,000 - 2,000  
ft above the  
ground the far  
of us watch it



light was out  
of sight and our  
altitude seemed  
to drop several  
minutes  
of what it might  
be. There was  
no sound only  
a slight "chirp"  
so we were sure  
it was not a plane.  
It was not  
until 11:00 AM that  
I looked in the  
na direction again  
and there was  
another object  
of the same kind  
moving back  
and forth in the  
sky. Also with  
the idemming  
and lightning  
lights are of the  
same color with  
I left it was



in into back and  
fair pattern.  
I have not had  
too much of UFO,  
only the back  
Flying Saucers are  
Serious Business. By  
Frank Edwards can  
this is the address  
to which UFOs are  
to be reported. Quite  
strange things have  
been seen in Iowa  
in the past 2 weeks  
but no one has  
reported them.  
Thank you

~~Miss [redacted]~~  
~~[redacted]~~  
James, Ohio  
45804  
~~[redacted]~~



PS. This object did  
so attract the  
attention of several  
other members of  
the colony - in fact  
they collectively  
did not know  
what it was  
either



DEPARTMENT OF THE AIR FORCE  
HEADQUARTERS FOREIGN TECHNOLOGY DIVISION (AFSC)  
WRIGHT-PATTERSON AIR FORCE BASE OHIO 45433

19 July 68



REPLY TO  
ATTN OF:

TDPT (UFO)

22 AUG 1968

SUBJECT:

UFO Observation, 19 July 1968

TO:

[REDACTED]  
Bethel Park, Pennsylvania 15102

Your name has been given to the Aerial Phenomena Office (Project Blue Book) as being a witness to an unidentified flying object. If you were a witness to an UFO sighting on 19 July 1968 would you please complete the attached AF Form 117 and return it in the envelope provided. If you were not a witness to this sighting, would you please make a statement to this effect on the attached form. The information which you provide will be used in evaluating this observation. Thank you for your assistance in this matter.

HECTOR QUINTANILLA, Jr, Lt Colonel, USAF  
Chief, Aerial Phenomena Office  
Aerospace Technologies Division  
Production Directorate

1 Atch  
AF Form 117 w/envelope