DECLASSIFIED E.O. 12065 SECTION 3-402/NNDG NO. 775013

C. Report on V. D. patients break down by age groups

| Age groups | Month | | | | | | Total for the year | | | | | |
|---|---|---|---|---|---|---|---|---|---|---|---|---|
| | Male | | Female | | Total | | Male | | Female | | Total | |
| | C | O | C | O | C | O | C | O | C | O | C | O |
| 1 - 5 | | | | | | | | | | | | |
| 6 - 10 | | | | | | | | | | | | |
| 11 - 15 | | | | | | | | | | | | |
| 16 - 20 | | | | | | | | | | | | |
| 21 - 25 | | | | | | | | | | | | |
| 26 - 30 | | | | | | | | | | | | |
| 31 - 35 | | | | | | | 1 | | | | 1 | |
| 36 - 40 | | | | | | | | | | | | |
| 41 - 45 | | | | | | | 1 | | | | 1 | |
| 46 - 50 | | | | | | | | | | | | |
| 51 - 55 | | | | | | | | | | | | |
| 56 - 60 | | | | | | | | | | | | |
| 61 and up | | | | | | | | | | | | |
| Total | | | | | | | 2 | | | | 2 | |

| Groups | c | o | c | o | c | o | c | o | c | o | c | |
|---|---|---|---|---|---|---|---|---|---|---|---|---|
| 1 - 5 | | | | | | | | | | | | |
| 6 - 10 | | | | | | | | | | | | |
| 11 - 15 | | | | | | | | | | | | |
| 16 - 20 | | | | | | | | | | | | |
| 21 - 25 | | | | | | | | | | | | |
| 26 - 30 | | | | | | | | | | | | |
| 31 - 35 | | | | | | | | 1 | | | | 1 |
| 36 - 40 | | | | | | | | | | | | |
| 41 - 45 | | | | | | | | 1 | | | | 1 |
| 46 - 50 | | | | | | | | | | | | |
| 51 - 55 | | | | | | | | | | | | |
| 56 - 60 | | | | | | | | | | | | |
| 61 and up | | | | | | | | | | | | |
| Total | | | | | | | | 2 | | | | 2 |

KATO Hideo
Chief of Preventive Medicine Sec.,
Ishikawa Prefectural Government

DECLASSIFIED E.O. 12065 SECTION 3-402/NNDG NO. 775013

DECLASSIFIED E.O. 12065 SECTION 3-402/NNDG NO. 775013

SUBJECT: Chief of Preventive Medicine Section,
Ishikawa Public Health Department.

TO : T.B. Control Report.

Reported by Total Public Health Center.

A. Report on T.B. patients break down by treatments.

For the month of ~~February~~ January 1949

| Grades of Treatment | Month | | | | | | Total for the year | | | | | |
|---|---|---|---|---|---|---|---|---|---|---|---|---|
| | Male | | Female | | Total | | Male | | Female | | Total | |
| c. for closed, o. for open | c | o | c | o | c | o | c | o | c | o | c | o |
| Turned in Sanatorium | 36 | 5 | 9 | 5 | 45 | 10 | 36 | 5 | 9 | 5 | 45 | 10 |
| Under Guidance by Public Health Center | 17 | 89 | 13 | 134 | 30 | 223 | 17 | 89 | 13 | 134 | 30 | 223 |
| " Individual Doctors | 63 | 129 | 38 | 129 | 101 | 258 | 63 | 129 | 38 | 129 | 101 | 258 |
| " Public Health Nurses | 30 | 144 | 24 | 137 | 54 | 281 | 30 | 144 | 24 | 137 | 54 | 281 |
| Pneumothorax or other surgical treatment | 29 | 77 | 20 | 18 | 49 | 95 | 29 | 77 | 20 | 18 | 49 | 95 |
| By other treatment | 34 | 99 | 78 | 46 | 112 | 145 | 34 | 99 | 78 | 46 | 112 | 145 |
| Not been taken care of | | | | | | | | | | | | |
| Total | 209 | 543 | 182 | 469 | 391 | 1012 | 209 | 543 | 182 | 469 | 391 | 1012 |

A. Report on T.B. patients break down by treatments.

For the month of ~~February~~ January 1949

| Grades of Treatment | Month | | | | | | Total for the year | | | | | |
|---|---|---|---|---|---|---|---|---|---|---|---|---|
| | Male | | Female | | Total | | Male | | Female | | Total | |
| | c. for closed, o. for open | | | | | | | | | | | |
| | c | o | c | o | o | o | c | o | c | o | c | o |
| Turned in Sanatorium | 36 | 5 | 7 | 5 | 43 | 10 | 36 | 5 | 7 | 5 | 43 | 10 |
| Under Guidance by Public Health Center | 17 | 89 | 13 | 134 | 30 | 223 | 17 | 89 | 13 | 134 | 30 | 223 |
| " Individual Doctors | 63 | 129 | 38 | 129 | 101 | 258 | 63 | 129 | 38 | 129 | 101 | 258 |
| " Public Health Nurses | 30 | 144 | 24 | 137 | 54 | 281 | 30 | 144 | 24 | 137 | 54 | 281 |
| Pneumothorax or other surgical treatment | 29 | 77 | 20 | 18 | 49 | 95 | 29 | 77 | 20 | 18 | 49 | 95 |
| By other treatment | 34 | 99 | 78 | 46 | 112 | 145 | 34 | 99 | 78 | 46 | 112 | 145 |
| Not been taken care of | | | | | | | | | | | | |
| Total | 209 | 543 | 182 | 469 | 391 | 1012 | 209 | 543 | 182 | 469 | 391 | 1012 |

B. Tracing of Patients

| Development | Month | | | | | | Total for the year | | | | | |
|---|---|---|---|---|---|---|---|---|---|---|---|---|
| | Male | | Female | | Total | | Male | | Female | | Total | |
| | c | o | c | o | c | o | c | o | c | o | c | o |
| Cured | | 4 | | 6 | | 10 | | 4 | | 6 | | 10 |
| Died | 32 | 13 | 25 | 9 | 57 | 22 | 32 | 13 | 25 | 9 | 57 | 22 |
| Transfered | 1 | | | | 1 | | 1 | | | | 1 | |
| Total | 33 | 17 | 25 | 15 | 58 | 32 | 33 | 17 | 25 | 15 | 58 | 32 |

DECLASSIFIED E.O. 12065 SECTION 3-402/NNDC NO. 74-5013

DECLASSIFIED E.O. 12065 SECTION 3-402/NNDG NO. 775013



| Age groups | Male | | Female | | Total | | Male | | Female | | Total | |
|---|---|---|---|---|---|---|---|---|---|---|---|---|
| | c | o | c | o | c | o | c | o | c | o | c | o |
| 1 - 5 | | 2 | 1 | 2 | 1 | 4 | | 2 | 1 | 2 | 1 | 4 |
| 6 - 10 | 1 | 7 | 3 | 7 | 4 | 14 | 1 | 7 | 3 | 7 | 4 | 14 |
| 11 - 15 | 3 | 8 | 2 | 9 | 5 | 17 | 3 | 8 | 2 | 9 | 5 | 17 |
| 16 - 20 | 5 | 18 | 11 | 23 | 16 | 41 | 5 | 18 | 11 | 23 | 16 | 41 |
| 21 - 25 | 22 | 44 | 12 | 39 | 34 | 83 | 22 | 44 | 12 | 39 | 34 | 83 |
| 26 - 30 | 19 | 33 | 11 | 48 | 30 | 81 | 19 | 33 | 11 | 48 | 30 | 81 |
| 31 - 35 | 18 | 20 | 7 | 24 | 25 | 44 | 18 | 20 | 7 | 24 | 25 | 44 |
| 36 - 40 | 10 | 12 | 6 | 6 | 16 | 18 | 10 | 12 | 6 | 6 | 16 | 18 |
| 41 - 45 | 10 | 12 | 4 | 7 | 14 | 19 | 10 | 12 | 4 | 7 | 14 | 19 |
| 46 - 50 | 8 | 6 | | 7 | 8 | 13 | 8 | 6 | | 7 | 8 | 13 |
| 51 - 55 | 6 | 6 | | 3 | 6 | 9 | 6 | 6 | | 3 | 6 | 9 |
| 56 - 60 | 5 | 5 | | 3 | 5 | 8 | 5 | 5 | | 3 | 5 | 8 |
| 61 and up | 1 | 2 | 2 | | 3 | 2 | 1 | 2 | 2 | | 3 | 2 |
| Total | 108 | 175 | 59 | 178 | 167 | 353 | 108 | 175 | 59 | 178 | 167 | 353 |

Chief of Preventive Medicine Sec.,
Ishikawa Prefectural Government

DECLASSIFIED E.O. 12065 SECTION 3-402/NNDG NO. 775013

DECLASSIFIED E.O. 12065 SECTION 3-402/NNDG NO. 775013

[illegible] Section,
[illegible] Public Health Department.

T.B. Control Report.

Reported by Kanazawa ~~Public Health Center~~.

Report on T.B. patients break down by treatments.

For the month of ~~February~~ January 1949

| Grades of Treatment | Month | | | | | | Total for the year | | | | | |
|---|---|---|---|---|---|---|---|---|---|---|---|---|
| | Male | | Female | | Total | | Male | | Female | | Total | |
| c. for closed. o. for open | c | o | c | o | c | o | c | o | c | o | c | o |
| Turned in Sanatorium | 4 | 1 | 1 | 1 | 5 | 2 | 4 | 1 | 1 | 1 | 5 | 2 |
| Under Guidance by Public Health Center | 1 | 71 | 1 | 107 | 2 | 178 | 1 | 71 | 1 | 107 | 2 | 178 |
| Individual Doctor | 38 | 99 | 19 | 89 | 57 | 188 | 38 | 99 | 19 | 89 | 57 | 188 |
| Public Health Nurses | 11 | 106 | 4 | 81 | 15 | 187 | 11 | 106 | 4 | 81 | 15 | 187 |
| Pneumothorax or other surgical treatment | | 69 | | | | 69 | | 69 | | | | 69 |
| By other treatment | | 61 | | 14 | | 75 | | 61 | | 14 | | 75 |
| Not been taken care of | | | | | | | | | | | | |
| Total | 54 | 407 | 25 | 292 | 79 | 699 | 54 | 407 | 25 | 292 | 79 | 699 |

For the month of February 1949

| Grades of treatment | Month | | | | | | Total for the year | | | | | |
|---|---|---|---|---|---|---|---|---|---|---|---|---|
| | Male | | Female | | Total | | Male | | Female | | Total | |
| | c. for closed. o. for open | | | | | | | | | | | |
| | c | o | c | o | c | o | c | o | c | o | c | o |
| Turned in Symptomless | 4 | 1 | 1 | 1 | 5 | 2 | 4 | 1 | 1 | 1 | 5 | 2 |
| Under Guidance by Public Health Center | 1 | 71 | 1 | 107 | 2 | 178 | 1 | 71 | 1 | 107 | 2 | 178 |
| " Individual Doctor | 38 | 99 | 19 | 89 | 57 | 188 | 38 | 99 | 19 | 89 | 57 | 188 |
| " Public Health Nurses | 11 | 106 | 4 | 81 | 15 | 187 | 11 | 106 | 4 | 81 | 15 | 187 |
| Rest or exercise or other surgical treatment | | 69 | | | | 69 | | 69 | | | | 69 |
| By other treatment | | 61 | | 14 | | 75 | | 61 | | 14 | | 75 |
| Not been taken care of | | | | | | | | | | | | |
| Total | 54 | 407 | 25 | 292 | 79 | 699 | 54 | 407 | 25 | 292 | 79 | 699 |

B. Treating of Patients

| Development | Month | | | | | | Total for the year | | | | | |
|---|---|---|---|---|---|---|---|---|---|---|---|---|
| | Male | | Female | | Total | | Male | | Female | | Total | |
| | c | o | c | o | c | o | c | o | c | o | c | o |
| Cured | | 2 | | 3 | | 5 | | 2 | | 3 | | 5 |
| Died | 15 | 3 | 17 | 3 | 32 | 6 | 15 | 3 | 17 | 3 | 32 | 6 |
| Transferred | | | | | | | | | | | | |
| Total | 15 | 5 | 17 | 6 | 32 | 11 | 15 | 5 | 17 | 6 | 32 | 11 |

DECLASSIFIED E.O. 12065 SECTION 3-402/NNDC NO. 775013

DECLASSIFIED E.O. 12065 SECTION 3-402/NNDG NO. 775013

C. [illegible] T. B. [illegible] break down by age groups

| Age groups | Month | | | | | | Total for the year | | | | | |
|---|---|---|---|---|---|---|---|---|---|---|---|---|
| | Male | | Female | | Total | | Male | | Female | | Total | |
| | c | o | c | o | c | o | c | o | c | o | c | o |
| 1 - 5 | | 2 | 1 | 1 | 1 | 3 | | 2 | 1 | 1 | 1 | 3 |
| 6 - 10 | | 6 | 1 | 6 | 1 | 12 | | 6 | 1 | 6 | 1 | 12 |
| 11 - 15 | 1 | 5 | 1 | 4 | 2 | 9 | 1 | 5 | 1 | 4 | 2 | 9 |
| 16 - 20 | | 10 | 4 | 15 | 4 | 25 | | 10 | 4 | 15 | 4 | 25 |
| 21 - 25 | 9 | 32 | 2 | 21 | 11 | 53 | 9 | 32 | 2 | 21 | 11 | 53 |
| 26 - 30 | 7 | 26 | 5 | 34 | 12 | 60 | 7 | 26 | 5 | 34 | 12 | 60 |
| 31 - 35 | 9 | 12 | 2 | 17 | 11 | 29 | 9 | 12 | 2 | 17 | 11 | 29 |
| 36 - 40 | 2 | 6 | 2 | 3 | 4 | 9 | 2 | 6 | 2 | 3 | 4 | 9 |
| 41 - 45 | 4 | 4 | 2 | 3 | 6 | 7 | 4 | 4 | 2 | 3 | 6 | 7 |
| 46 - 50 | 4 | 3 | | 2 | 4 | 5 | 4 | 3 | | 2 | 4 | 5 |
| 51 - 55 | 1 | 5 | | 2 | 1 | 7 | 1 | 5 | | 2 | 1 | 7 |
| 56 - 60 | 4 | 4 | | 2 | 4 | 6 | 4 | 4 | | 2 | 4 | 6 |
| 61 and up | 1 | 1 | 1 | | 2 | 1 | 1 | 1 | 1 | | 2 | 1 |
| Total | 42 | 116 | 21 | 110 | 63 | 226 | 42 | 116 | 21 | 110 | 63 | 226 |

| Age groups | Male | | Female | | Total | | Male | | Female | | Total | |
|---|---|---|---|---|---|---|---|---|---|---|---|---|
| | C | O | C | O | C | O | C | O | C | O | C | O |
| 1 - 5 | | 2 | 1 | 1 | 1 | 3 | | 2 | 1 | 1 | 1 | 3 |
| 6 - 10 | | 6 | 1 | 6 | 1 | 12 | | 6 | 1 | 6 | 1 | 12 |
| 11 - 15 | 1 | 5 | 1 | 4 | 2 | 9 | 1 | 5 | 1 | 4 | 2 | 9 |
| 16 - 20 | | 10 | 4 | 15 | 4 | 25 | | 10 | 4 | 15 | 4 | 25 |
| 21 - 25 | 9 | 32 | 2 | 21 | 11 | 53 | 9 | 32 | 2 | 21 | 11 | 53 |
| 26 - 30 | 7 | 26 | 5 | 34 | 12 | 60 | 7 | 26 | 5 | 34 | 12 | 60 |
| 31 - 35 | 9 | 12 | 2 | 17 | 11 | 29 | 9 | 12 | 2 | 17 | 11 | 29 |
| 36 - 40 | 2 | 6 | 2 | 3 | 4 | 9 | 2 | 6 | 2 | 3 | 4 | 9 |
| 41 - 45 | 4 | 4 | 2 | 3 | 6 | 7 | 4 | 4 | 2 | 3 | 6 | 7 |
| 46 - 50 | 4 | 3 | | 2 | 4 | 5 | 4 | 3 | | 2 | 4 | 5 |
| 51 - 55 | 1 | 5 | | 2 | 1 | 7 | 1 | 5 | | 2 | 1 | 7 |
| 56 - 60 | 4 | 4 | | 2 | 4 | 6 | 4 | 4 | | 2 | 4 | 6 |
| 61 and up | 1 | 1 | 1 | | 2 | 1 | 1 | 1 | 1 | | 2 | 1 |
| Total | 42 | 116 | 21 | 110 | 63 | 226 | 42 | 116 | 21 | 110 | 63 | 226 |

Kato Hideo
Chief of Preventive Medicine Sec.,
Ishikawa Prefectural Government

DECLASSIFIED E.O. 12065 SECTION 3-402/NNDG No. 775013

DECLASSIFIED E.O. 12065 SECTION 3-402/NNDG NO. 775013

SUBJECT: Control Section,
Ishikawa Public Health Department.

TO : T.B. Control Report.

Reported by. Komatsu Public Health Center.

1. Report on T.B. patients break down by treatments.

For the month of ~~January~~ February 1949

| Grades of Treatment | Month | | | | | | Total for the year | | | | | |
|---|---|---|---|---|---|---|---|---|---|---|---|---|
| | Male | | Female | | Total | | Male | | Female | | Total | |
| c. for closed. o. for oper | c | o | c | o | c | o | c | o | c | o | c | o |
| Turned in Sanatorium | 1 | 3 | | 2 | 1 | 5 | 1 | 3 | | 2 | 1 | 5 |
| Under Guidance by Public Health Center | 2 | 2 | 1 | 2 | 3 | 4 | 2 | 2 | 1 | 2 | 3 | 4 |
| " Individual Doctors | 3 | 8 | | 12 | 3 | 20 | 3 | 8 | | 12 | 3 | 20 |
| " Public Health Nurses | 3 | 6 | | 8 | 3 | 14 | 3 | 6 | | 8 | 3 | 14 |
| Pneumothorax or other surgical treatment | | 1 | | | | 1 | | 1 | | | | 1 |
| By other treatment | 5 | 9 | 2 | 9 | 7 | 18 | 5 | 9 | 2 | 9 | 7 | 18 |
| Not been taken care of | | | | | | | | | | | | |
| Total | 14 | 29 | 3 | 33 | 17 | 62 | 14 | 29 | 3 | 33 | 17 | 62 |

12

775013

4. Report on T.B. patients break down by treatments.

For the month of ~~January~~ February 1949

| Grades of Treatment | Month | | | | | | Total for the year | | | | | |
|---|---|---|---|---|---|---|---|---|---|---|---|---|
| | Male | | Female | | Total | | Male | | Female | | Total | |
| c. for closed. o. for open | c | o | c | o | c | o | c | o | c | o | c | o |
| Turned in Sanatorium | 1 | 3 | | 2 | 1 | 5 | 1 | 3 | | 2 | 1 | 5 |
| Under Guidance by Public Health Center | 2 | 2 | 1 | 2 | 3 | 4 | 2 | 2 | 1 | 2 | 3 | 4 |
| " Individual Doctors | 3 | 8 | | 12 | 3 | 20 | 3 | 8 | | 12 | 3 | 20 |
| " Public Health Nurses | 3 | 6 | | 8 | 3 | 14 | 3 | 6 | | 8 | 3 | 14 |
| Pneumothorax or other surgical treatment | | 1 | | | | 1 | | 1 | | | | 1 |
| By other treatment | 5 | 9 | 2 | 9 | 7 | 18 | 5 | 9 | 2 | 9 | 7 | 18 |
| Not been taken care of | | | | | | | | | | | | |
| Total | 14 | 29 | 3 | 33 | 17 | 62 | 14 | 29 | 3 | 33 | 17 | 62 |

5. Tracing of Patients

| Development | Month | | | | | | Total for the year | | | | | |
|---|---|---|---|---|---|---|---|---|---|---|---|---|
| | Male | | Female | | Total | | Male | | Female | | Total | |
| | c | o | c | o | c | o | c | o | c | o | c | o |
| Cured | | | | 2 | | 2 | | | | 2 | | 2 |
| Died | 1 | 7 | 2 | 4 | 3 | 11 | 1 | 7 | 2 | 4 | 3 | 11 |
| Transfered | | | | | | | | | | | | |
| Total | 1 | 7 | 2 | 6 | 3 | 13 | 1 | 7 | 2 | 6 | 3 | 13 |

DECLASSIFIED E.O. 12065 SECTION 3-402/NNDG NO. 775013

DECLASSIFIED E.O. 12065 SECTION 3-402/NNDG NO. 775013



DECLASSIFIED E.O. 12065 SECTION 3-402/NNDG NO. 775013

| Age groups | Month | | | | | | Total for the year | | | | | |
|---|---|---|---|---|---|---|---|---|---|---|---|---|
| | Male | | Female | | Total | | Male | | Female | | Total | |
| | c | o | c | o | c | o | c | o | c | o | c | o |
| 1 - 5 | | | | | | | | | | | | |
| 6 - 10 | | | | | | | | | | | | |
| 11 - 15 | | | | 1 | | 1 | | | | 1 | | 1 |
| 16 - 20 | 1 | | 1 | | 2 | | 1 | | 1 | | 2 | |
| 21 - 25 | 1 | 3 | | 3 | 1 | 6 | 1 | 3 | | 3 | 1 | 6 |
| 26 - 30 | 1 | 2 | | 3 | 1 | 5 | 1 | 2 | | 3 | 1 | 5 |
| 31 - 35 | | 1 | | | | 1 | | 1 | | | | 1 |
| 36 - 40 | | | | 1 | | 1 | | | | 1 | | 1 |
| 41 - 45 | 1 | 1 | | 1 | 1 | 2 | 1 | 1 | | 1 | 1 | 2 |
| 46 - 50 | | | | 2 | | 2 | | | | 2 | | 2 |
| 51 - 55 | | | | 1 | | 1 | | | | 1 | | 1 |
| 56 - 60 | | | | | | | | | | | | |
| 61 and up | | 1 | | | | 1 | | 1 | | | | 1 |
| Total | 4 | 8 | 1 | 12 | 5 | 20 | 4 | 8 | 1 | 12 | 5 | 20 |

KANO Hideo
Chief of Preventive Medicine Sec.,
Ishikawa Prefectural Government

DECLASSIFIED E.O. 12065 SECTION 3-402/NNDC NO. 775013

SUBJECT: Control Section,
Ishikawa Public Health Department.

TO : T.B. Control Report.

Reported by Yamashiro Public Health Center.

A. Report on T.B. patients break down ov treatments.

For the month of January February 1949

| Grades of Treatment | Month | | | | | | Total for the year | | | | | |
|---|---|---|---|---|---|---|---|---|---|---|---|---|
| | Male | | Female | | Total | | Male | | Female | | Total | |
| c. for closed. o. for open | c | o | c | o | o | o | c | o | c | o | c | o |
| Turned in Sanatorium | 22 | | 7 | | 29 | | 22 | | 7 | | 29 | |
| Under Guidance by Public Health Center | 9 | 2 | 4 | | 13 | 2 | 9 | 2 | 4 | | 13 | 2 |
| " " Individual Doctors | 7 | 1 | 8 | | 15 | 1 | 7 | 1 | 8 | | 15 | 1 |
| " " Public Health Nurses | | | | | | | | | | | | |
| Pneumothorax or other surgical treatment | 16 | | 2 | | 18 | | 16 | | 2 | | 18 | |
| By other treatment | | | | | | | | | | | | |
| Not been taken care of | | | | | | | | | | | | |
| Total | 54 | 3 | 21 | | 75 | 3 | 54 | 3 | 21 | | 75 | 3 |

For the month of February

| Grades of Treatment | Month | | | | | | Total for the year | | | | | |
|---|---|---|---|---|---|---|---|---|---|---|---|---|
| | Male | | Female | | Total | | Male | | Female | | Total | |
| c. for closed. o. for open | c | o | c | o | c | o | c | o | c | o | c | o |
| Turned in Sanatorium | 22 | | 7 | | 29 | | 22 | | 7 | | 29 | |
| Under Guidance by Public Health Center | 9 | 2 | 4 | | 13 | 2 | 9 | 2 | 4 | | 13 | 2 |
| " " Individual Doctors | 7 | 1 | 8 | | 15 | 1 | 7 | 1 | 8 | | 15 | 1 |
| " " Public Health Nurses | | | | | | | | | | | | |
| Pneumothorax or other surgical treatment | 16 | | 2 | | 18 | | 16 | | 2 | | 18 | |
| By other treatment | | | | | | | | | | | | |
| Not been taken care of | | | | | | | | | | | | |
| Total | 54 | 3 | 21 | | 75 | 3 | 54 | 3 | 21 | | 75 | 3 |

B. Tracing of Patients

| Development | Month | | | | | | Total for the year | | | | | |
|---|---|---|---|---|---|---|---|---|---|---|---|---|
| | Male | | Female | | Total | | Male | | Female | | Total | |
| | c | o | c | o | c | o | c | o | c | o | c | o |
| Cured | | | | | | | | | | | | |
| Died | 7 | | 4 | | 11 | | 7 | | 4 | | 11 | |
| Transfered | 1 | | | | 1 | | 1 | | | | 1 | |
| Total | 8 | | 4 | | 12 | | 8 | | 4 | | 12 | |

DECLASSIFIED E.O. 12065 SECTION 3-402/NNDG NO. 775013

DECLASSIFIED E.O. 12065 SECTION 3-402/NNDG NO. 775013

C. [illegible] down by age groups

| Age groups | Month | | | | | | Total for the year | | | | | |
|---|---|---|---|---|---|---|---|---|---|---|---|---|
| | Male | | Female | | Total | | Male | | Female | | Total | |
| | c | o | c | o | c | o | c | o | c | o | c | o |
| 1 - 5 | | | | | | | | | | | | |
| 6 - 10 | 1 | 1 | 1 | | 2 | 1 | 1 | 1 | 1 | | 2 | 1 |
| 11 - 15 | 2 | 1 | 1 | 2 | 3 | 3 | 2 | 1 | 1 | 2 | 3 | 3 |
| 16 - 20 | 2 | | 3 | | 5 | | 2 | | 3 | | 5 | |
| 21 - 25 | 9 | | 6 | | 15 | | 9 | | 6 | | 15 | |
| 26 - 30 | 6 | | 2 | 1 | 8 | 1 | 6 | | 2 | 1 | 8 | 1 |
| 31 - 35 | 5 | | 3 | 1 | 8 | 1 | 5 | | 3 | 1 | 8 | 1 |
| 36 - 40 | 4 | | 1 | | 5 | | 4 | | 1 | | 5 | |
| 41 - 45 | 2 | 1 | 1 | | 3 | 1 | 2 | 1 | 1 | | 3 | 1 |
| 46 - 50 | 3 | | | | 3 | | 3 | | | | 3 | |
| 51 - 55 | 3 | | | | 3 | | 3 | | | | 3 | |
| 56 - 60 | 1 | | | | 1 | | 1 | | | | 1 | |
| 61 and up | | | 1 | | 1 | | | | 1 | | 1 | |
| Total | 38 | 3 | 19 | 4 | 57 | 7 | 38 | 3 | 19 | 4 | 57 | 7 |

DECLASSIFIED E.O. 12065 SECTION 3-402/NNDG NO. 775013

| Age groups | Month | | | | | | Total for the year | | | | | |
|---|---|---|---|---|---|---|---|---|---|---|---|---|
| | Male | | Female | | Total | | Male | | Female | | Total | |
| | c | o | c | o | c | o | c | o | c | o | c | o |
| 1 - 5 | | | | | | | | | | | | |
| 6 - 10 | 1 | 1 | 1 | | 2 | 1 | 1 | 1 | 1 | | 2 | 1 |
| 11 - 15 | 2 | 1 | 1 | 2 | 3 | 3 | 2 | 1 | 1 | 2 | 3 | 3 |
| 16 - 20 | 2 | | 3 | | 5 | | 2 | | 3 | | 5 | |
| 21 - 25 | 9 | | 6 | | 15 | | 9 | | 6 | | 15 | |
| 26 - 30 | 6 | | 2 | 1 | 8 | 1 | 6 | | 2 | 1 | 8 | 1 |
| 31 - 35 | 5 | | 3 | 1 | 8 | 1 | 5 | | 3 | 1 | 8 | 1 |
| 36 - 40 | 4 | | 1 | | 5 | | 4 | | 1 | | 5 | |
| 41 - 45 | 2 | 1 | 1 | | 3 | 1 | 2 | 1 | 1 | | 3 | 1 |
| 46 - 50 | 3 | | | | 3 | | 3 | | | | 3 | |
| 51 - 55 | 3 | | | | 3 | | 3 | | | | 3 | |
| 56 - 60 | 1 | | | | 1 | | 1 | | | | 1 | |
| 61 and up | | | 1 | | 1 | | | | 1 | | 1 | |
| Total | 38 | 3 | 19 | 4 | 57 | 7 | 38 | 3 | 19 | 4 | 57 | 7 |

[illegible] Hideo
Chief of Preventive Medicine Sec.,
Ishikawa Prefectural Government

DECLASSIFIED E.O. 12065 SECTION 3-402/NNDG NO. 775013

~~[illegible]~~ Section,
Ishikawa Public Health Department.

TO : T.B. Control Report.

Reported by Nanao ~~Public Health Center~~.

A. Report on T.B. patients break down by treatments.

For the month of ~~February~~ January 1949

| Grades of Treatment | Month | | | | | | Total for the year | | | | | |
|---|---|---|---|---|---|---|---|---|---|---|---|---|
| | Male | | Female | | Total | | Male | | Female | | Total | |
| c. for closed. o. for open | c | o | c | o | c | o | c | o | c | o | c | o |
| Turned in Sanatorium | 1 | 1 | 1 | | 2 | 2 | 1 | | 1 | | 2 | 2 |
| Under Guidance by Public Health Center | | 2 | | 1 | | 3 | | 2 | | 1 | | 3 |
| " " Individual Doctors | 2 | 3 | 2 | 5 | 4 | 8 | 2 | 3 | 2 | 5 | 4 | 8 |
| " Public Health Nurses | | 10 | | 9 | | 19 | | 10 | | 9 | | 19 |
| Pneumothorax or other surgical treatment | | 4 | | 1 | | 5 | | 4 | | 1 | | 5 |
| By other treatment | | 9 | 1 | 6 | 1 | 15 | | 9 | 1 | 6 | 1 | 15 |
| Not been taken care of | | | | | | | | | | | | |
| Total | 3 | 28 | 4 | 22 | 7 | 50 | 3 | 28 | 4 | 22 | 7 | 50 |

For the month of [illegible]

| Grades of Treatment | Month | | | | | | Total for the year | | | | | |
|---|---|---|---|---|---|---|---|---|---|---|---|---|
| | Male | | Female | | Total | | Male | | Female | | Total | |
| c. for closed, o. for open | c | o | c | o | c | o | c | o | c | o | c | o |
| Turned in Sanatorium | 1 | | 1 | | 2 | | 1 | | 1 | | 2 | |
| Under Guidance by Public Health Center | | 2 | | 1 | | 3 | | 2 | | 1 | | 3 |
| " Individual Doctors | 2 | 3 | 2 | 5 | 4 | 8 | 2 | 3 | 2 | 5 | 4 | 8 |
| " Public Health Nurses | | 10 | | 9 | | 19 | | 10 | | 9 | | 19 |
| Pneumothorax or other surgical treatment | | 4 | | 1 | | 5 | | 4 | | 1 | | 5 |
| By other treatment | | 9 | 1 | 6 | 1 | 15 | | 9 | 1 | 6 | 1 | 15 |
| Not been taken care of | | | | | | | | | | | | |
| Total | 3 | 28 | 4 | 22 | 7 | 50 | 3 | 28 | 4 | 22 | 7 | 50 |

B. Training of Patients

| Development | Month | | | | | | Total for the year | | | | | |
|---|---|---|---|---|---|---|---|---|---|---|---|---|
| | Male | | Female | | Total | | Male | | Female | | Total | |
| | c | o | c | o | c | o | c | o | c | o | c | o |
| Cured | | 1 | | | | 1 | | 1 | | | | 1 |
| Died | 1 | | | | 1 | | 1 | | | | 1 | |
| Transferred | | | | | | | | | | | | |
| Total | 1 | 1 | | | 1 | 1 | 1 | 1 | | | 1 | 1 |

DECLASSIFIED E.O. 12065 SECTION 3-402/NNDG NO. 775013

DECLASSIFIED E.O. 12065 SECTION 3-402/NNDG NO. 775013

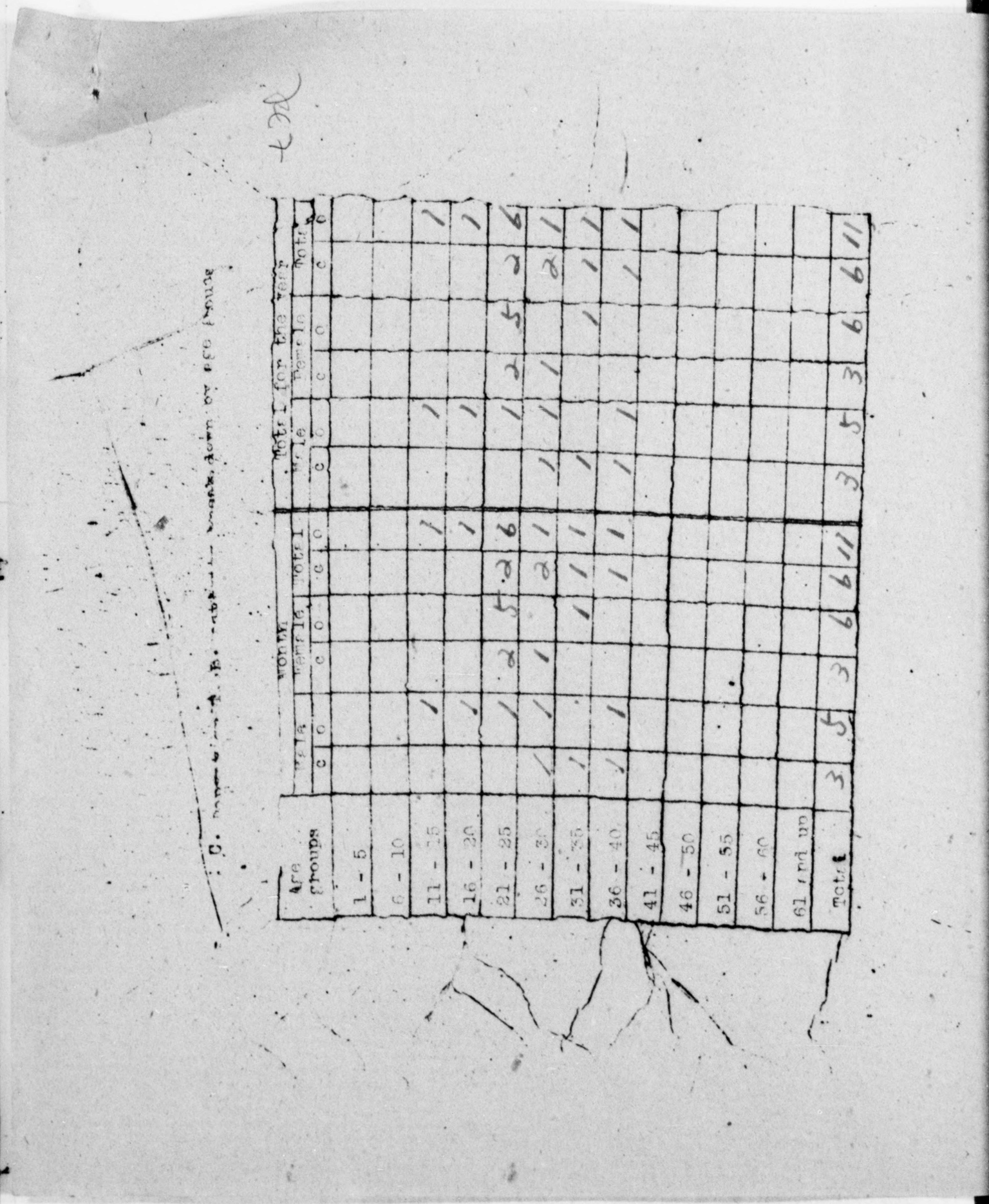

| Age groups | Month | | | | | | Total for the year | | | | | |
|---|---|---|---|---|---|---|---|---|---|---|---|---|
| | Male | | Female | | Total | | Male | | Female | | Total | |
| | C | O | C | O | C | O | C | O | C | O | C | O |
| 1 - 5 | | | | | | | | | | | | |
| 6 - 10 | | | | | | | | | | | | |
| 11 - 15 | | 1 | | | | 1 | | 1 | | | | 1 |
| 16 - 20 | | 1 | | | | 1 | | 1 | | | | 1 |
| 21 - 25 | | 1 | 2 | 5 | 2 | 6 | | 1 | 2 | 5 | 2 | 6 |
| 26 - 30 | 1 | 1 | 1 | | 2 | 1 | 1 | 1 | 1 | | 2 | 1 |
| 31 - 35 | 1 | | | 1 | 1 | 1 | 1 | | | 1 | 1 | 1 |
| 36 - 40 | 1 | 1 | | | 1 | 1 | 1 | 1 | | | 1 | 1 |
| 41 - 45 | | | | | | | | | | | | |
| 46 - 50 | | | | | | | | | | | | |
| 51 - 55 | | | | | | | | | | | | |
| 56 - 60 | | | | | | | | | | | | |
| 61 and up | | | | | | | | | | | | |
| Total | 3 | 5 | 3 | 6 | 6 | 11 | 3 | 5 | 3 | 6 | 6 | 11 |

KAN Hideo
Chief of Preventive Medicine Sec.,
Ishikawa Prefectural Government

DECLASSIFIED E.O. 12065 SECTION 3-402/NNDC NO. 445013

DECLASSIFIED E.O. 12065 SECTION 3-402/NNDG NO. 775013

SUBJECT: Chief of Preventive Medicine Section,
Ishikawa Public Health Department.

TO : T.B. Control Report.

Reported by Matsuto Public Health Center.

A. Report on T.B. patients break down by treatments.

For the month of ~~February~~ January 1949

| Grades of Treatment | Month | | | | | | Total for the year | | | | | |
|---|---|---|---|---|---|---|---|---|---|---|---|---|
| | Male | | Female | | Total | | Male | | Female | | Total | |
| c. for closed. o. for open | c | o | c | o | c | o | c | o | c | o | c | o |
| Turned in Sanatorium | 2 | | | | 2 | | 2 | | | | 2 | |
| Under Guidance by Public Health Center | 2 | 1 | 1 | 4 | 3 | 5 | 2 | 1 | 1 | 4 | 3 | 5 |
| " Individual Doctors | 3 | 10 | | 7 | 3 | 17 | 3 | 10 | | 7 | 3 | 17 |
| " Public Health Nurses | 1 | 8 | 2 | 6 | 3 | 14 | 1 | 8 | 2 | 6 | 3 | 14 |
| Pneumothorax or other surgical treatment | 2 | 2 | | 5 | 2 | 7 | 2 | 2 | | 5 | 2 | 7 |
| By other treatment | 3 | 7 | | 2 | 3 | 9 | 3 | 7 | | 2 | 3 | 9 |
| Not been taken care of | | | | | | | | | | | | |
| Total | 13 | 28 | 3 | 24 | 16 | 52 | 13 | 28 | 3 | 24 | 16 | 52 |

| Grades of Treatment | Month | | | | | | Total for the year | | | | | |
|---|---|---|---|---|---|---|---|---|---|---|---|---|
| | Male | | Female | | Total | | Male | | Female | | Total | |
| | c. for closed. o. for open | | | | | | | | | | | |
| | c | o | c | o | c | o | c | o | c | o | c | o |
| Turned in Sanatorium | 2 | | | | 2 | | 2 | | | | 2 | |
| Under Guidance by Public Health Center | 2 | 1 | 1 | 4 | 3 | 5 | 2 | 1 | 1 | 4 | 3 | 5 |
| " Individual Doctors | 3 | 10 | | 7 | 3 | 17 | 3 | 10 | | 7 | 3 | 17 |
| " Public Health Nurses | 1 | 8 | 2 | 6 | 3 | 14 | 1 | 8 | 2 | 6 | 3 | 14 |
| Pneumothorax or other surgical treatment | 2 | 2 | | 5 | 2 | 7 | 2 | 2 | | 5 | 2 | 7 |
| By other treatment | 3 | 7 | | 2 | 3 | 9 | 3 | 7 | | 2 | 3 | 9 |
| Not been taken care of | | | | | | | | | | | | |
| Total | 13 | 28 | 3 | 24 | 16 | 52 | 13 | 28 | 3 | 24 | 16 | 52 |

B. Treating of Patients

| Development | Month | | | | | | Total for the year | | | | | |
|---|---|---|---|---|---|---|---|---|---|---|---|---|
| | Male | | Female | | Total | | Male | | Female | | Total | |
| | c | o | c | o | c | o | c | o | c | o | c | o |
| Cured | | 1 | | 1 | | 2 | | 1 | | 1 | | 2 |
| Died | | 2 | | 2 | | 4 | | 2 | | 2 | | 4 |
| Transferred | | | | | | | | | | | | |
| Total | | 3 | | 3 | | 6 | | 3 | | 3 | | 6 |

DECLASSIFIED E.O. 12065 SECTION 3-402/NNDG NO. 775013

DECLASSIFIED E.O. 12065 SECTION 3-402/NNDG NO. 775013

C. Dap[illegible] T. B. [illegible] break down by age groups

| Age groups | Month | | | | | | Total for the year | | | | | |
|---|---|---|---|---|---|---|---|---|---|---|---|---|
| | Male | | Female | | Total | | Male | | Female | | Total | |
| | c | o | c | o | c | o | c | o | c | o | c | o |
| 1 - 5 | | | | | | | | | | | | |
| 6 - 10 | | | | | | | | | | | | |
| 11 - 15 | | | | | | | | | | | | |
| 16 - 20 | | 1 | | 1 | | 2 | | 1 | | 1 | | 2 |
| 21 - 25 | | 4 | | 3 | | 7 | | 4 | | 3 | | 7 |
| 26 - 30 | 1 | 1 | | 3 | 1 | 4 | 1 | 1 | | 3 | 1 | 4 |
| 31 - 35 | 1 | 3 | | 2 | 1 | 5 | 1 | 3 | | 2 | 1 | 5 |
| 36 - 40 | | 2 | | | | 2 | | 2 | | | | 2 |
| 41 - 45 | | | | 1 | | 1 | | | | 1 | | 1 |
| 46 - 50 | | 1 | | 1 | | 2 | | 1 | | 1 | | 2 |
| 51 - 55 | 1 | | | | 1 | | 1 | | | | 1 | |
| 56 - 60 | | 1 | | | | 1 | | 1 | | | | 1 |
| 61 and up | | | | | | | | | | | | |
| Total | 3 | 13 | | 11 | 3 | 24 | 3 | 13 | | 11 | 3 | 24 |

DECLASSIFIED E.O. 12065 SECTION 3-402/NNDG NO. 775013

13 2

| Age groups | Month | | | | | | Total for the year | | | | | |
|---|---|---|---|---|---|---|---|---|---|---|---|---|
| | Male | | Female | | Total | | Male | | Female | | Total | |
| | c | o | c | o | c | o | c | o | c | o | c | o |
| 1 - 5 | | | | | | | | | | | | |
| 6 - 10 | | | | | | | | | | | | |
| 11 - 15 | | | | | | | | | | | | |
| 16 - 20 | | 1 | | 1 | | 2 | | 1 | | 1 | | 2 |
| 21 - 25 | | 4 | | 3 | | 7 | | 4 | | 3 | | 7 |
| 26 - 30 | 1 | 1 | | 3 | 1 | 4 | 1 | 1 | | 3 | 1 | 4 |
| 31 - 35 | 1 | 3 | | 2 | 1 | 5 | 1 | 3 | | 2 | 1 | 5 |
| 36 - 40 | | 2 | | | | 2 | | 2 | | | | 2 |
| 41 - 45 | | | | 1 | | 1 | | | | 1 | | 1 |
| 46 - 50 | | 1 | | 1 | | 2 | | 1 | | 1 | | 2 |
| 51 - 55 | 1 | | | | 1 | | 1 | | | | 1 | |
| 56 - 60 | | 1 | | | | 1 | | 1 | | | | 1 |
| 61 and up | | | | | | | | | | | | |
| Total | 3 | 13 | | 11 | 3 | 24 | 3 | 13 | | 11 | 3 | 24 |

KAMO Hideo
Chief of Preventive Medicine Sec.,
Ishikawa Prefectural Government

DECLASSIFIED E.O. 12065 SECTION 3-402/NNDG NO. 775013

~~Subject: [illegible] Section,~~
Ishikawa Public Health Depar~~tment~~.

TO : T.B. Control Report.

Reported by Wazima ~~Public Health Center~~.

A. Report on T.B. patients break down by treatments.

For the month of ~~February~~ January 1949

| Grades of Treatment | Month | | | | | | Total for the year | | | | | |
|---|---|---|---|---|---|---|---|---|---|---|---|---|
| | Male | | Female | | Total | | Male | | Female | | Total | |
| c. for closed, o. for open | c | o | c | o | c | o | c | o | c | o | c | o |
| Turned in Sanatorium | 2 | | | | 2 | | 2 | | | | 2 | |
| Under Guidance by Public Health Center | 2 | 5 | | 9 | 2 | 14 | 2 | 5 | | 9 | 2 | 14 |
| " " Individual Doctors | | 4 | | 9 | | 13 | | 4 | | 9 | | 13 |
| " Public Health Nurses | | 5 | | 10 | | 15 | | 5 | | 10 | | 15 |
| Pneumothorax or other surgical treatment | | | | | | | | | | | | |
| By other treatment | | 10 | | 12 | | 22 | | 10 | | 12 | | 22 |
| Not been taken care of | | | | | | | | | | | | |
| Total | 4 | 24 | | 40 | 4 | 64 | 4 | 24 | | 40 | 4 | 64 |

輪島

4. Report on T.B. patients break down by treatments.

For the month of January February 1949

| Grades of Treatment | Month | | | | | | Total for the year | | | | | |
|---|---|---|---|---|---|---|---|---|---|---|---|---|
| | Male | | Female | | Total | | Male | | Female | | Total | |
| | c | o | c | o | c | o | c | o | c | o | c | o |
| c. for closed, o. for open | | | | | | | | | | | | |
| Turned in Sanatorium | 2 | | | | 2 | | 2 | | | | 2 | |
| Under Guidance by Public Health Center | 2 | 5 | | 9 | 2 | 14 | 2 | 5 | | 9 | 2 | 14 |
| " " Individual Doctors | | 4 | | 9 | | 13 | | 4 | | 9 | | 13 |
| " Public Health Nurses | | 5 | | 10 | | 15 | | 5 | | 10 | | 15 |
| Pneumothorax or other surgical treatment | | | | | | | | | | | | |
| By other treatment | | 10 | | 12 | | 22 | | 10 | | 12 | | 22 |
| Not been taken care of | | | | | | | | | | | | |
| Total | 4 | 24 | | 40 | 4 | 64 | 4 | 24 | | 40 | 4 | 64 |

5. Tracing of Patients

| Development | Month | | | | | | Total for the year | | | | | |
|---|---|---|---|---|---|---|---|---|---|---|---|---|
| | Male | | Female | | Total | | Male | | Female | | Total | |
| | c | o | c | o | c | o | c | o | c | o | c | o |
| Cured | | | | | | | | | | | | |
| Died | | | | | | | | | | | | |
| Transfered | | | | | | | | | | | | |
| Total | | | | | | | | | | | | |

DECLASSIFIED E.O. 12065 SECTION 3-402/NNDG NO. 775013

C. [illegible] — I. B. [illegible] — breakdown by age groups

| Age groups | Month | | | | | | Total for the year | | | | | |
|---|---|---|---|---|---|---|---|---|---|---|---|---|
| | Male | | Female | | Total | | Male | | Female | | Total | |
| | C | O | C | O | C | O | C | O | C | O | C | O |
| 1 - 5 | | | | 1 | | 1 | | | | 1 | | 1 |
| 6 - 10 | | | | | | | | | | | | |
| 11 - 15 | | | | | | | | | | | | |
| 16 - 20 | | 2 | | 3 | | 5 | | 2 | | 3 | | 5 |
| 21 - 25 | | | 1 | 1 | 1 | 1 | | | 1 | 1 | 1 | 1 |
| 26 - 30 | | 2 | | 3 | | 5 | | 2 | | 3 | | 5 |
| 31 - 35 | | 2 | | | | 2 | | 2 | | | | 2 |
| 36 - 40 | 2 | 1 | 1 | 1 | 3 | 2 | 2 | 1 | 1 | 1 | 3 | 2 |
| 41 - 45 | | 1 | | 2 | | 3 | | 1 | | 2 | | 3 |
| 46 - 50 | | 2 | | 2 | | 4 | | 2 | | 2 | | 4 |
| 51 - 55 | | 1 | | | | 1 | | 1 | | | | 1 |
| 56 - 60 | | | | | | | | | | | | |
| 61 and up | | | | | | | | | | | | |
| Total | 2 | 11 | 2 | 13 | 4 | 24 | 2 | 11 | 2 | 13 | 4 | 24 |

女偽

DECLASSIFIED E.O. 12065 SECTION 3-402/NNDG NO. 775013

| Groups | C | O | C | O | C | O | C | O | C | O | C | O |
|---|---|---|---|---|---|---|---|---|---|---|---|---|
| 1 - 5 | | | | 1 | | 1 | | | | 1 | | 1 |
| 6 - 10 | | | | | | | | | | | | |
| 11 - 15 | | | | | | | | | | | | |
| 16 - 20 | | 2 | | 3 | | 5 | | 2 | | 3 | | 5 |
| 21 - 25 | | | 1 | 1 | 1 | 1 | | | 1 | 1 | 1 | 1 |
| 26 - 30 | | 2 | | 3 | | 5 | | 2 | | 3 | | 5 |
| 31 - 35 | | 2 | | | | 2 | | 2 | | | | 2 |
| 36 - 40 | 2 | 1 | 1 | 1 | 3 | 2 | 2 | 1 | 1 | 1 | 3 | 2 |
| 41 - 45 | | 1 | | 2 | | 3 | | 1 | | 2 | | 3 |
| 46 - 50 | | 2 | | 2 | | 4 | | 2 | | 2 | | 4 |
| 51 - 55 | | 1 | | | | 1 | | 1 | | | | 1 |
| 56 - 60 | | | | | | | | | | | | |
| 61 and up | | | | | | | | | | | | |
| Total | 2 | 11 | 2 | 13 | 4 | 24 | 2 | 11 | 2 | 13 | 4 | 24 |

Chief of Preventive Medicine Sec.,
Ishikawa Prefectural Government

DECLASSIFIED E.O. 12065 SECTION 3-402/NNDG NO. 775013

DECLASSIFIED E.O. 12065 SECTION 3-402/NNDG NO. 775013

~~Tuberculosis Control Section,~~
Ishikawa Public Health Department.

TO : T.B. Control Report.

Reported by Tsubata Public Health Center.

Report on T.B. patients break down by treatments.

For the month of ~~January~~ February 1949

| Grades of Treatment | Month | | | | | | Total for the year | | | | | |
|---|---|---|---|---|---|---|---|---|---|---|---|---|
| | Male | | Female | | Total | | Male | | Female | | Total | |
| | c | o | c | o | c | o | c | o | c | o | c | o |
| c. for closed, o. for open | | | | | | | | | | | | |
| Turned in Sanatorium | | 1 | | 2 | | 3 | | 1 | | 2 | | 3 |
| Under Guidance of Public Health Center | | 1 | | 6 | | 7 | | 1 | | 6 | | 7 |
| " Individual Doctors | | 1 | | 1 | | 2 | | 1 | | 1 | | 2 |
| " Public Health Nurses | | | | | | | | | | | | |
| Pneumothorax or other Surgical treatment | | | | | | - | | | | | | |
| By other treatment | | | | | | | | | | | | |
| Not been taken care of | | | | | | | | | | | | |
| Total | | 3 | | 9 | | 12 | | 3 | | 9 | | 12 |

1P
1c

DECLASSIFIED E.O. 12065 SECTION 3-402/NNDG NO. 775013

Report on T.B. patients break down or treatments.

For the month of January February 1949

| Grades of Treatment | Month | | | | | | Total for the year | | | | | |
|---|---|---|---|---|---|---|---|---|---|---|---|---|
| | Male | | Female | | Total | | Male | | Female | | Total | |
| | c | o | c | o | c | o | c | o | c | o | c | o |
| c. for closed. o. for open | | | | | | | | | | | | |
| Turned in sanatorium | | 1 | | 2 | | 3 | | 1 | | 2 | | 3 |
| Under guidance of Public Health Center | | 1 | | 6 | | 7 | | 1 | | 6 | | 7 |
| " Individual Doctors | | 1 | | 1 | | 2 | | 1 | | 1 | | 2 |
| " Public Health Nurses | | | | | | | | | | | | |
| Pneumothorax or other surgical treatment | | | | | | - | | | | | | |
| By other treatment | | | | | | | | | | | | |
| Not been taken care of | | | | | | | | | | | | |
| Total | | 3 | | 9 | | 12 | | 3 | | 9 | | 12 |

B. Leaving of Patients

| Development | Month | | | | | | Total for the year | | | | | |
|---|---|---|---|---|---|---|---|---|---|---|---|---|
| | Male | | Female | | Total | | Male | | Female | | Total | |
| | c | o | c | o | c | o | c | o | c | o | c | o |
| Cured | | | | | | | | | | | | |
| Died | 3 | | | | 3 | | 3 | | | | 3 | |
| Transferred | | | | | | | | | | | | |
| Total | 3 | | | | 3 | | 3 | | | | 3 | |

DECLASSIFIED E.O. 12065 SECTION 3-402/NNDG NO. 775013

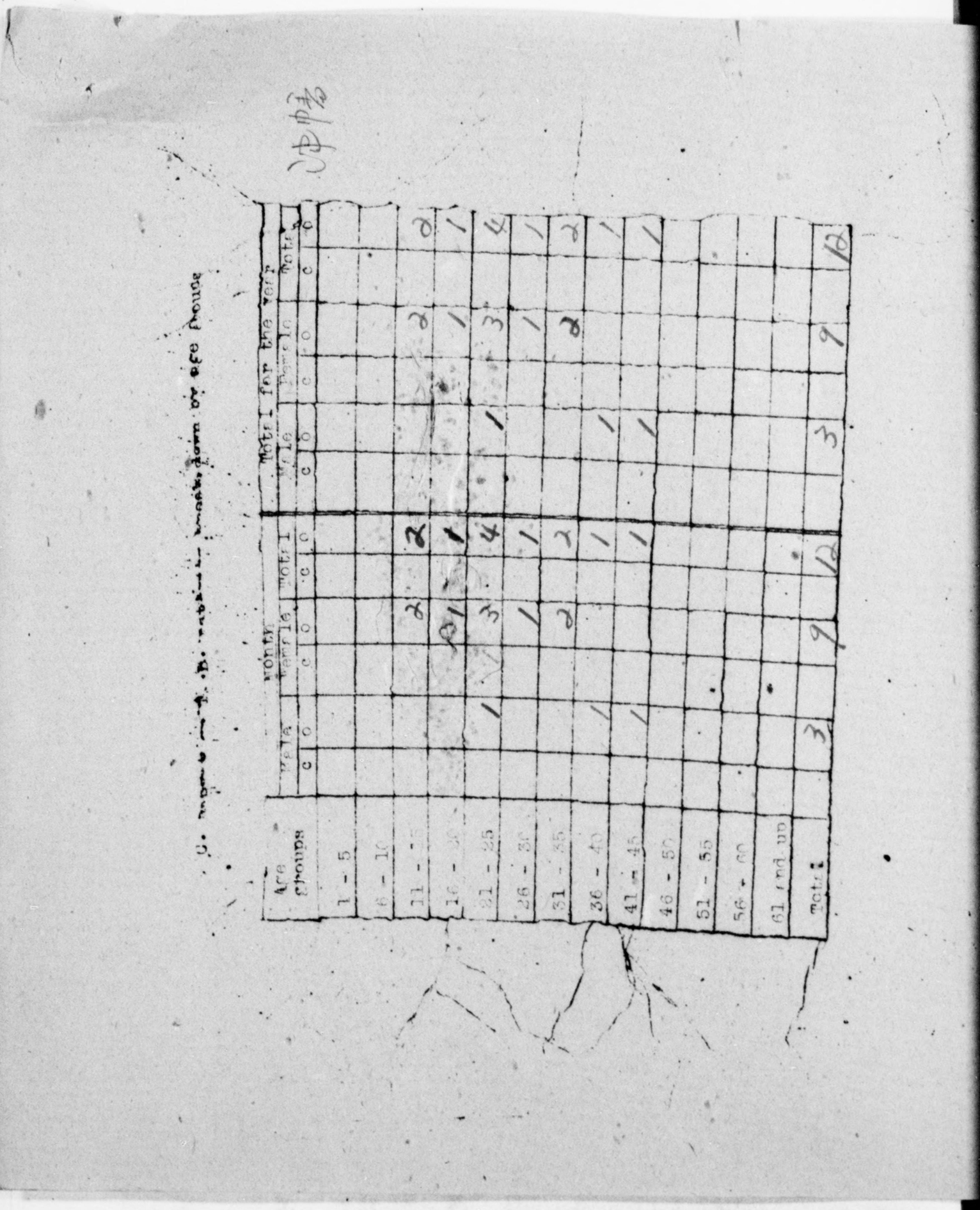

| Age groups | Month | | | | | | Total for the year | | | | | |
|---|---|---|---|---|---|---|---|---|---|---|---|---|
| | Male | | Female | | Total | | Male | | Female | | Total | |
| | C | O | C | O | C | O | C | O | C | O | C | O |
| 1 - 5 | | | | | | | | | | | | |
| 6 - 10 | | | | | | | | | | | | |
| 11 - 15 | | | | 2 | | 2 | | | | 2 | | 2 |
| 16 - 20 | | | | 1 | | 1 | | | | 1 | | 1 |
| 21 - 25 | | 1 | | 3 | | 4 | | 1 | | 3 | | 4 |
| 26 - 30 | | | | 1 | | 1 | | | | 1 | | 1 |
| 31 - 35 | | | | 2 | | 2 | | | | 2 | | 2 |
| 36 - 40 | | 1 | | | | 1 | | 1 | | | | 1 |
| 41 - 45 | | 1 | | | | 1 | | 1 | | | | 1 |
| 46 - 50 | | | | | | | | | | | | |
| 51 - 55 | | | | | | | | | | | | |
| 56 - 60 | | | | | | | | | | | | |
| 61 and up | | | | | | | | | | | | |
| Total | | 3 | | 9 | | 12 | | 3 | | 9 | | 12 |

(APO 9ideo
Chief of Preventive Medicine Sec.,
Ishikawa Prefectural Government

DECLASSIFIED E.O. 12065 SECTION 3-402/NNDG NO. 775013

DECLASSIFIED E.O. 12065 SECTION 3-402/NNDG NO. 775013

~~Subject: [illegible]~~ Section,
Ishikawa Public Health Department.

TO : T.B. Control Report.

Reported by Usetsu ~~Public Health Center~~.

A. Report on T.B. patients break down by treatments.

For the month of ~~February~~ January 1949

| Grades of Treatment | Month | | | | | | Total for the year | | | | | |
|---|---|---|---|---|---|---|---|---|---|---|---|---|
| | Male | | Female | | Total | | Male | | Female | | Total | |
| c. for closed, o. for open | c | o | c | o | c | o | c | o | c | o | c | o |
| Turned in Sanatorium | | | | | | | | | | | | |
| Under Guidance by Public Health Center | 1 | 1 | 1 | | 2 | 1 | 1 | 1 | 1 | | 2 | 1 |
| " " Individual Doctors | | 1 | 1 | | 1 | 1 | | 1 | 1 | | 1 | 1 |
| " Public Health Nurses | | | | | | | | | | | | |
| Pneumothorax or other surgical treatment | 11 | 1 | 18 | 12 | 29 | 13 | 11 | 1 | 18 | 12 | 29 | 13 |
| By other treatment | 26 | 3 | 75 | 3 | 101 | 6 | 26 | 3 | 75 | 3 | 101 | 6 |
| Not been taken care of | | | | | | | | | | | | |
| Total | 38 | 6 | 95 | 15 | 133 | 21 | 38 | 6 | 95 | 15 | 133 | 21 |

| Grades of Treatment | Month | | | | | | Total for the year | | | | | |
|---|---|---|---|---|---|---|---|---|---|---|---|---|
| | Male | | Female | | Total | | Male | | Female | | Total | |
| c. for closed, o. for open | c | o | c | o | c | o | c | o | c | o | c | o |
| Turned in Sanatorium | | | | | | | | | | | | |
| Under Guidance by Public Health Center | 1 | 1 | 1 | | 2 | 1 | 1 | 1 | 1 | | 2 | 1 |
| " Individual Doctors | | 1 | 1 | | 1 | 1 | | 1 | 1 | | 1 | 1 |
| " Public Health Nurses | | | | | | | | | | | | |
| Pneumothorax or other surgical treatment | 11 | 1 | 18 | 12 | 29 | 13 | 11 | 1 | 18 | 12 | 29 | 13 |
| By other treatment | 26 | 3 | 75 | 3 | 101 | 6 | 26 | 3 | 75 | 3 | 101 | 6 |
| Not been taken care of | | | | | | | | | | | | |
| Total | 38 | 6 | 94 | 15 | 133 | 21 | 38 | 6 | 94 | 15 | 133 | 21 |

B. Tracing of Patients

| Development | Month | | | | | | Total for the year | | | | | |
|---|---|---|---|---|---|---|---|---|---|---|---|---|
| | Male | | Female | | Total | | Male | | Female | | Total | |
| | c | o | c | o | c | o | c | o | c | o | c | o |
| Cured | | | | | | | | | | | | |
| Died | | | | | | | | | | | | |
| Transfered | | | | | | | | | | | | |
| Total | | | | | | | | | | | | |

DECLASSIFIED E.O. 12065 SECTION 3-402/NNDG NO. 775013

DECLASSIFIED E.O. 12065 SECTION 3-402/NNDG NO. 775013

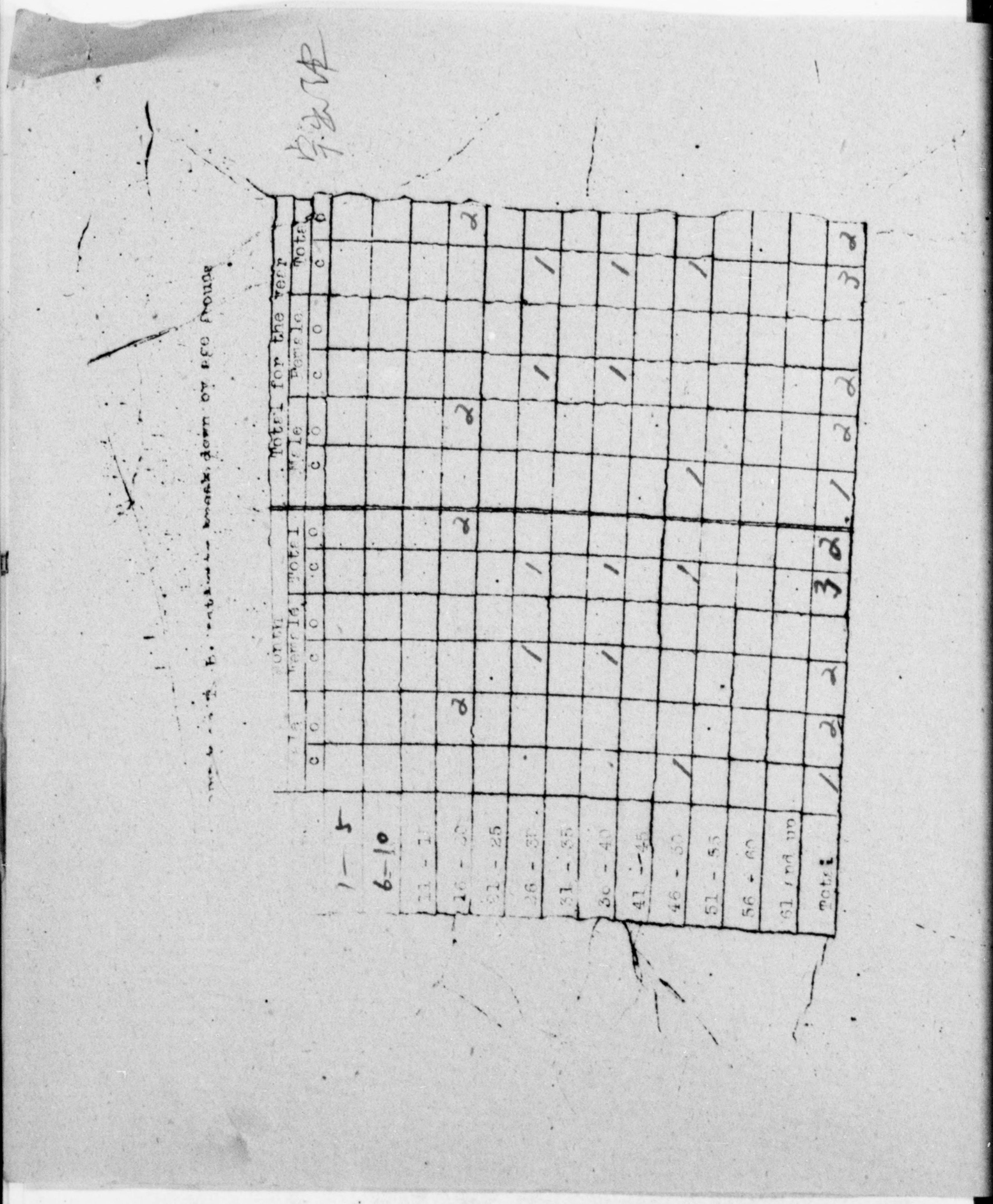

DECLASSIFIED E.O. 12065 SECTION 3-402/NNDG NO. 775013

| | C | O | C | O | C | O | C | O | C | O | C | O |
|---|---|---|---|---|---|---|---|---|---|---|---|---|
| 1 - 5 | | | | | | | | | | | | |
| 6 - 10 | | | | | | | | | | | | |
| 11 - 15 | | | | | | | | | | | | |
| 16 - 20 | | 2 | | | | 2 | | 2 | | | | 2 |
| 21 - 25 | | | | | | | | | | | | |
| 26 - 30 | | | 1 | | 1 | | | | 1 | | 1 | |
| 31 - 35 | | | | | | | | | | | | |
| 36 - 40 | | | 1 | | 1 | | | | 1 | | 1 | |
| 41 - 45 | | | | | | | | | | | | |
| 46 - 50 | 1 | | | | 1 | | 1 | | | | 1 | |
| 51 - 55 | | | | | | | | | | | | |
| 56 - 60 | | | | | | | | | | | | |
| 61 and up | | | | | | | | | | | | |
| Total | 1 | 2 | 2 | | 3 | 2 | 1 | 2 | 2 | | 3 | 2 |

KANO Hideo
Chief of Preventive Medicine Sec.,
Ishikawa Prefectural Government

DECLASSIFIED E.O. 12065 SECTION 3-402/NNDG NO. 775013

Ishikawa Public Health Section,

TO : T.B. Control Report.

Reported by. Monzen Health Center.

A. Report on T.B. patients break down on treatments.

For the month of January February 1949

| Grades of Treatment | Month | | | | | | Total for the year | | | | | |
|---|---|---|---|---|---|---|---|---|---|---|---|---|
| | Male | | Female | | Total | | Male | | Female | | Total | |
| | c | o | c | o | c | o | c | o | c | o | c | o |
| c. for closed, o. for open | | | | | | | | | | | | |
| Turned in Sanatorium | | | | | | | | | | | | |
| Under Guidance by Public Health Center | | 1 | | 1 | | 2 | | 1 | | 1 | | 2 |
| " Individual Doctors | 2 | | 1 | | 3 | | 2 | | 1 | | 3 | |
| " Public Health Nurses | | | | | | | | | | | | |
| Pneumothorax or other surgical treatment | | | | | | | | | | | | |
| By other treatment | | | | | | | | | | | | |
| Not been taken care of | | | | | | | | | | | | |
| Total | 2 | 1 | 1 | 1 | 3 | 2 | 2 | 1 | 1 | 1 | 3 | 2 |

2/9

For the month of February 1949

| Grades of Treatment | Month | | | | | | Total for the year | | | | | |
|---|---|---|---|---|---|---|---|---|---|---|---|---|
| | Male | | Female | | Total | | Male | | Female | | Total | |
| c. for closed. o. for open | c | o | c | o | c | o | c | o | c | o | c | o |
| Turned in Sanatorium | | | | | | | | | | | | |
| Under Guidance by Public Health Center | | 1 | | 1 | | 2 | | 1 | | 1 | | 2 |
| " Individual Doctors | 2 | | 1 | | 3 | | 2 | | 1 | | 3 | |
| " Public Health Nurses | | | | | | | | | | | | |
| Pneumothorax or other surgical treatment | | | | | | | | | | | | |
| By other treatment | | | | | | | | | | | | |
| Not been taken care of | | | | | | | | | | | | |
| Total | 2 | 1 | 1 | 1 | 3 | 2 | 2 | 1 | 1 | 1 | 3 | 2 |

B. Tracing of Patients

| Development | Month | | | | | | Total for the year | | | | | |
|---|---|---|---|---|---|---|---|---|---|---|---|---|
| | Male | | Female | | Total | | Male | | Female | | Total | |
| | c | o | c | o | c | o | c | o | c | o | c | o |
| Cured | | | | | | | | | | | | |
| Died | | | | | | | | | | | | |
| Transfered | | | | | | | | | | | | |
| Total | | | | | | | | | | | | |

DECLASSIFIED E.O. 12065 SECTION 3-402/NNDG NO. 775013

DECLASSIFIED E.O. 12065 SECTION 3-402/NNDG NO. 775013

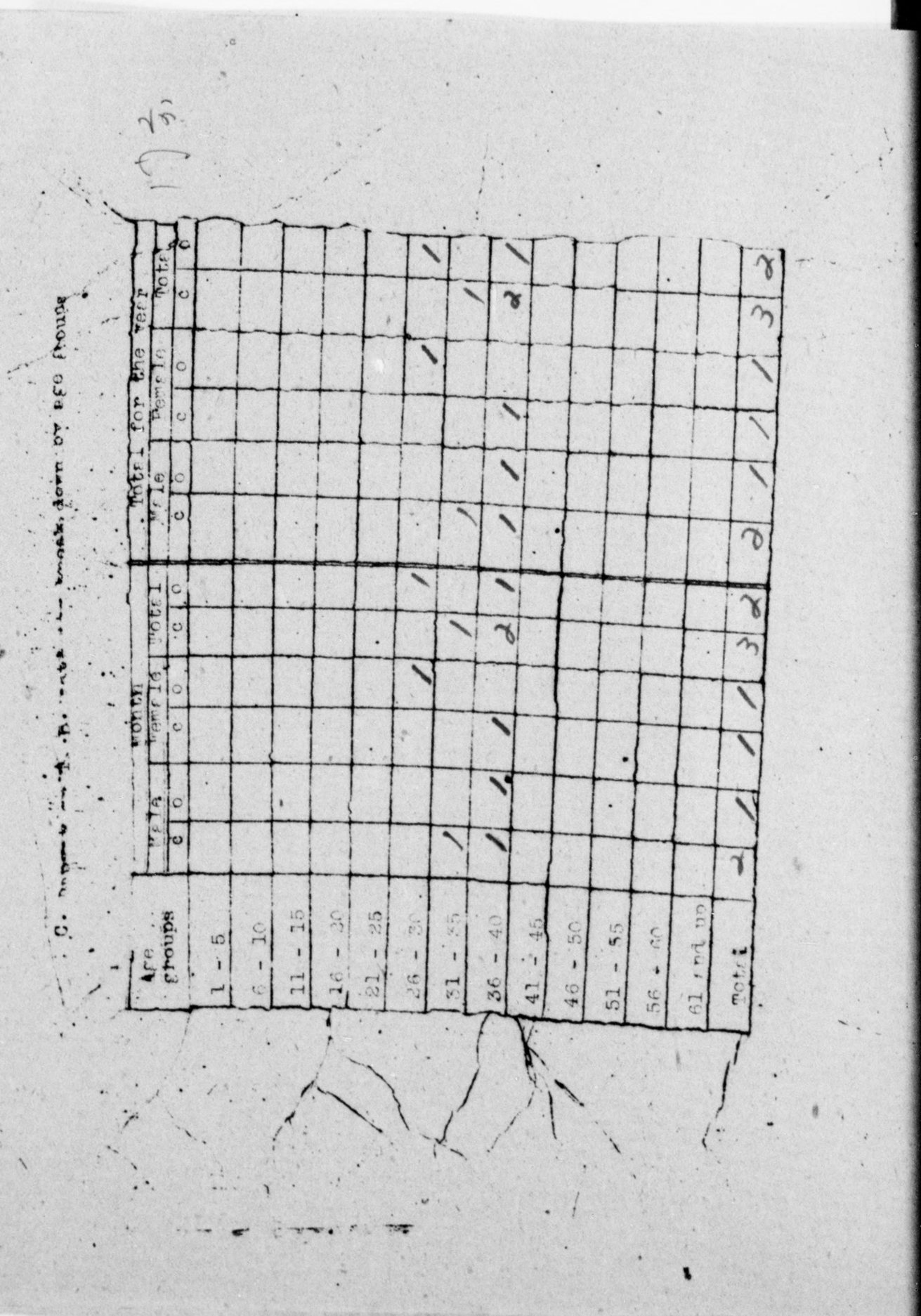

| Age groups | Month | | | | | | Total for the year | | | | | |
|---|---|---|---|---|---|---|---|---|---|---|---|---|
| | Male | | Female | | Total | | Male | | Female | | Total | |
| | c | o | c | o | c | o | c | o | c | o | c | o |
| 1 - 5 | | | | | | | | | | | | |
| 6 - 10 | | | | | | | | | | | | |
| 11 - 15 | | | | | | | | | | | | |
| 16 - 20 | | | | | | | | | | | | |
| 21 - 25 | | | | | | | | | | | | |
| 26 - 30 | | | | 1 | | 1 | | | | 1 | | 1 |
| 31 - 35 | 1 | | | | 1 | | 1 | | | | 1 | |
| 36 - 40 | 1 | 1 | 1 | | 2 | 1 | 1 | 1 | 1 | | 2 | 1 |
| 41 - 45 | | | | | | | | | | | | |
| 46 - 50 | | | | | | | | | | | | |
| 51 - 55 | | | | | | | | | | | | |
| 56 - 60 | | | | | | | | | | | | |
| 61 and up | | | | | | | | | | | | |
| Total | 2 | 1 | 1 | 1 | 3 | 2 | 2 | 1 | 1 | 1 | 3 | 2 |

KATO Hideo
Chief of Preventive Medicine Sec.,
Ishikawa Prefectural Government

DECLASSIFIED E.O. 12065 SECTION 3-402/NNDG NO. 775013

DECLASSIFIED E.O. 12065 SECTION 3-402/NNDG NO. 775013

Ishikawa Public Health Department, Section.

TO : T.B. Control Report.

Reported by [illegible] Public Health Center.

A. Report on T.B. patients break down of treatments.

For the month of January February 1949

2/7.109

| Grades of Treatment | Month | | | | | | Total for the year | | | | | |
|---|---|---|---|---|---|---|---|---|---|---|---|---|
| | Male | | Female | | Total | | Male | | Female | | Total | |
| | c. for closed. o. for open | | c | o | o | o | c | o | c | o | c | o |
| Turned in Sanatorium | | | | | | | | | | | | |
| Under Guidance by Public Health Center | | 1 | | | | 1 | | 1 | | | | 1 |
| " Individual Doctors | 4 | 1 | 4 | 2 | 8 | 3 | 4 | 1 | 4 | 2 | 8 | 3 |
| " Public Health Nurses | 2 | 4 | 2 | 5 | 4 | 9 | 2 | 4 | 2 | 5 | 4 | 9 |
| Pneumothorax or other surgical treatment | | | | | | | | | | | | |
| By other treatment | | | | | | | | | | | | |
| Not been taken care of | | | | | | | | | | | | |
| Total | 6 | 6 | 6 | 7 | 12 | 13 | 6 | 6 | 6 | 7 | 12 | 13 |

A. Report on T.B. patients break down by treatments.

For the month of ~~January~~ February 1949

2/7/49

| Grades of Treatment | Month | | | | | | Total for the year | | | | | |
|---|---|---|---|---|---|---|---|---|---|---|---|---|
| | Male | | Female | | Total | | Male | | Female | | Total | |
| | c | o | c | o | c | o | c | c | c | o | c | o |
| c. for closed. o. for open | | | | | | | | | | | | |
| Turned in Sanatorium | | | | | | | | | | | | |
| Under Guidance by Public Health Center | | 1 | | | | 1 | | 1 | | | | 1 |
| " Individual Doctors | 4 | 1 | 4 | 2 | 8 | 3 | 4 | 1 | 4 | 2 | 8 | 3 |
| " Public Health Nurses | 2 | 4 | 2 | 5 | 4 | 9 | 2 | 4 | 2 | 5 | 4 | 9 |
| Pneumothorax or other surgical treatment | | | | | | | | | | | | |
| By other treatment | | | | | | | | | | | | |
| Not been taken care of | | | | | | | | | | | | |
| Total | 6 | 6 | 6 | 7 | 12 | 13 | 6 | 6 | 6 | 7 | 12 | 13 |

B. Tracing of Patients

| Development | Month | | | | | | Total for the year | | | | | |
|---|---|---|---|---|---|---|---|---|---|---|---|---|
| | Male | | Female | | Total | | Male | | Female | | Total | |
| | c | o | c | o | c | o | c | c | c | o | c | o |
| Cured | | | | | | | | | | | | |
| Died | 1 | 1 | 1 | | 2 | 1 | 1 | 1 | 1 | | 2 | 1 |
| Transfered | | | | | | | | | | | | |
| Total | 1 | 1 | 1 | | 2 | 1 | 1 | 1 | 1 | | 2 | 1 |

DECLASSIFIED E.O. 12065 SECTION 3-402/NNDG NO. 775013

DECLASSIFIED E.O. 12065 SECTION 3-402/NNDG NO. 775013

C. Dapont -- T. B. [illegible] break down by age groups

| Age groups | Month | | | | | | Total for the year | | | | | |
|---|---|---|---|---|---|---|---|---|---|---|---|---|
| | Male | | Female | | Total | | Male | | Female | | Total | |
| | c | o | c | o | c | o | c | o | c | o | c | o |
| 1 - 5 | | | | | | | | | | | | |
| 6 - 10 | | | | | | | | | | | | |
| 11 - 15 | | 1 | | | | 1 | | 1 | | | | 1 |
| 16 - 20 | | 1 | 1 | | 1 | 1 | | 1 | 1 | | 1 | 1 |
| 21 - 25 | 2 | | | 1 | 2 | 1 | 2 | | | 1 | 2 | 1 |
| 26 - 30 | 1 | | 1 | | 2 | | 1 | | 1 | | 2 | |
| 31 - 35 | | | 1 | 1 | 1 | 1 | | | 1 | 1 | 1 | 1 |
| 36 - 40 | | | | | | | | | | | | |
| 41 - 45 | | | 1 | | 1 | | | | 1 | | 1 | |
| 46 - 50 | | | | | | | | | | | | |
| 51 - 55 | 1 | | | | 1 | | 1 | | | | 1 | |
| 56 - 60 | | | | | | | | | | | | |
| 61 and up | | | | | | | | | | | | |
| Total | 4 | 2 | 4 | 2 | 8 | 4 | 4 | 2 | 4 | 2 | 8 | 4 |

DECLASSIFIED E.O. 12065 SECTION 3-402/NNDG NO. 775013

| Age groups | Male | | Female | | Total | | Male | | Female | | Total | |
|---|---|---|---|---|---|---|---|---|---|---|---|---|
| | c | o | c | o | c | o | c | o | c | o | c | o |
| 1 - 5 | | | | | | | | | | | | |
| 6 - 10 | | | | | | | | | | | | |
| 11 - 15 | | 1 | | | | 1 | | 1 | | | | 1 |
| 16 - 20 | | 1 | 1 | | 1 | 1 | | 1 | 1 | | 1 | 1 |
| 21 - 25 | 2 | | | 1 | 2 | 1 | 2 | | | 1 | 2 | 1 |
| 26 - 30 | 1 | | 1 | | 2 | | 1 | | 1 | | 2 | |
| 31 - 35 | | | 1 | 1 | 1 | 1 | | | 1 | 1 | 1 | 1 |
| 36 - 40 | | | | | | | | | | | | |
| 41 - 45 | | | 1 | | 1 | | | | 1 | | 1 | |
| 46 - 50 | | | | | | | | | | | | |
| 51 - 55 | 1 | | | | 1 | | 1 | | | | 1 | |
| 56 - 60 | | | | | | | | | | | | |
| 61 and up | | | | | | | | | | | | |
| Total | 4 | 2 | 4 | 2 | 8 | 4 | 4 | 2 | 4 | 2 | 8 | 4 |

[illegible]
Chief of Preventive Medicine Sec.,
Ishikawa Prefectural Government

DECLASSIFIED E.O. 12065 SECTION 3-402/NNDG NO. 775013

~~Subject: Chief of Preventive Medicine~~ Section,
Ishikawa Public Health Department.

TO : T.B. Control Report:

Reported by Hakui Public Health Center.

A. Report on T.B. patients break down by treatments.

For the month of ~~February~~ January 1949

| Grades of Treatment | Month | | | | | | Total for the year | | | | | |
|---|---|---|---|---|---|---|---|---|---|---|---|---|
| | Male | | Female | | Total | | Male | | Female | | Total | |
| c. for closed. o. for open | c | o | c | o | c | o | c | o | c | o | c | o |
| Turned in Sanatorium | 3 | | | | 3 | | 3 | | | | 3 | |
| Under Guidance by Public Health Center | | | | | | | | | | | | |
| " " Individual Doctors | | | | | | | | | | | | |
| " Public Health Nurses | 3 | 2 | 2 | 3 | 5 | 5 | 3 | 2 | 2 | 3 | 5 | 5 |
| Pneumothorax or other surgical treatment | | | | | | | | | | | | |
| By other treatment | | | | | | | | | | | | |
| Not been taken care of | | | | | | | | | | | | |
| Total | 6 | 2 | 2 | 3 | 8 | 5 | 6 | 2 | 2 | 3 | 8 | 5 |

For the month of ~~January~~ February 1949

| Grades of Treatment | Month | | | | | | Total for the year | | | | | |
|---|---|---|---|---|---|---|---|---|---|---|---|---|
| | Male | | Female | | Total | | Male | | Female | | Total | |
| | c | o | c | o | c | o | c | o | c | o | c | o |
| c. for closed. o. for open | | | | | | | | | | | | |
| Turned in Sanatorium | 3 | | | | 3 | | 3 | | | | 3 | |
| Under Guidance by Public Health Center | | | | | | | | | | | | |
| " Individual Doctors | | | | | | | | | | | | |
| " Public Health Nurses | 3 | 2 | 2 | 3 | 5 | 5 | 3 | 2 | 2 | 3 | 5 | 5 |
| Pneumothorax or other surgical treatment | | | | | | | | | | | | |
| By other treatment | | | | | | | | | | | | |
| Not been taken care of | | | | | | | | | | | | |
| Total | 6 | 2 | 2 | 3 | 8 | 5 | 6 | 2 | 2 | 3 | 8 | 5 |

F. Tracing of Patients

| Development | Month | | | | | | Total for the year | | | | | |
|---|---|---|---|---|---|---|---|---|---|---|---|---|
| | Male | | Female | | Total | | Male | | Female | | Total | |
| | c | o | c | o | c | o | c | o | c | o | c | o |
| Cured | | | | | | | | | | | | |
| Died | 4 | | | | 4 | | 4 | | | | 4 | |
| Transfered | | | | | | | | | | | | |
| Total | 4 | | | | 4 | | 4 | | | | 4 | |

DECLASSIFIED E.O. 12065 SECTION 3-402/NNDG NO. 775013

DECLASSIFIED E.O. 12065 SECTION 3-402/NNDG NO. 775013

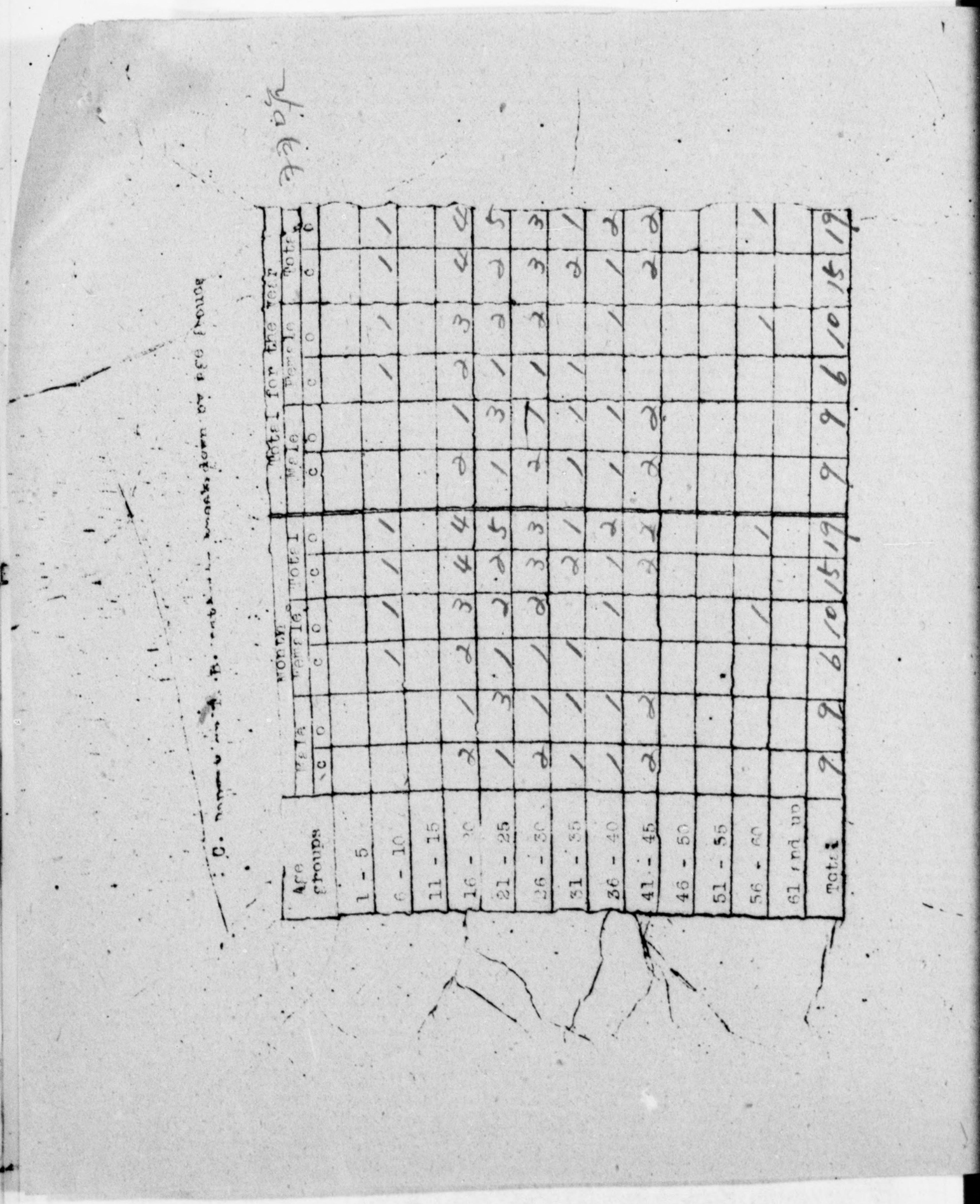

C. [illegible] B. [illegible] break down by age groups

| Age groups | Month | | | | | | Total for the year | | | | | |
|---|---|---|---|---|---|---|---|---|---|---|---|---|
| | Male | | Female | | Total | | Male | | Female | | Total | |
| | c | o | c | o | c | o | c | o | c | o | c | o |
| 1 - 5 | | | | | | | | | | | | |
| 6 - 10 | | | 1 | 1 | 1 | 1 | | | 1 | 1 | 1 | 1 |
| 11 - 15 | | | | | | | | | | | | |
| 16 - 20 | 2 | 1 | 2 | 3 | 4 | 4 | 2 | 1 | 2 | 3 | 4 | 4 |
| 21 - 25 | 1 | 3 | 1 | 2 | 2 | 5 | 1 | 3 | 1 | 2 | 2 | 5 |
| 26 - 30 | 2 | 1 | 1 | 2 | 3 | 3 | 2 | 1 | 1 | 2 | 3 | 3 |
| 31 - 35 | 1 | 1 | 1 | | 2 | 1 | 1 | 1 | 1 | | 2 | 1 |
| 36 - 40 | 1 | 1 | | 1 | 1 | 2 | 1 | 1 | | 1 | 1 | 2 |
| 41 - 45 | 2 | 2 | | | 2 | 2 | 2 | 2 | | | 2 | 2 |
| 46 - 50 | | | | | | | | | | | | |
| 51 - 55 | | | | | | | | | | | | |
| 56 - 60 | | | | 1 | | 1 | | | | 1 | | 1 |
| 61 and up | | | | | | | | | | | | |
| Total | 9 | 9 | 6 | 10 | 15 | 19 | 9 | 9 | 6 | 10 | 15 | 19 |

KATO Hideo
Chief of Preventive Medicine Sec.,
Ishikawa Prefectural Government

DECLASSIFIED E.O. 12065 SECTION 3-402/NNDG NO. 775013

DECLASSIFIED E.O. 12065 SECTION 3-402/NNDC NO. 775013

SUBJECT: Chief of Preventive Medicine Section,
Ishikawa Public Health Department.

TO : T.B. Control Report.

Reported by..Togi...Public Health Center.

A. Report on T.B. patients break down by treatments.

For the month of January February 1949

| Grades of Treatment | Month | | | | | | Total for the year | | | | | |
|---|---|---|---|---|---|---|---|---|---|---|---|---|
| | Male | | Female | | Total | | Male | | Female | | Total | |
| o. for closed, o. for open | c | o | c | o | c | o | c | o | c | o | c | o |
| Turned in Sanatorium | 1 | | | | 1 | | 1 | | | | 1 | |
| Under Guidence by Public Health Center | | 2 | 5 | 4 | 5 | 6 | | 2 | 5 | 4 | 5 | 6 |
| " Individual Doctors | 4 | 1 | 3 | 4 | 7 | 5 | 4 | 1 | 3 | 4 | 7 | 5 |
| " Public Health Nurses | 10 | 3 | 14 | 15 | 24 | 18 | 10 | 3 | 14 | 15 | 24 | 18 |
| Pneumothorax or other surgical treatment | | | | | | | | | | | | |
| By other treatment | | | | | | | | | | | | |
| Not been taken care of | | | | | | | | | | | | |
| Total | 15 | 6 | 22 | 23 | 37 | 29 | 15 | 6 | 22 | 23 | 37 | 29 |

B. Tracing of Patients

For the month of February 1949

| Grades of Treatment | Month | | | | | | Total for the year | | | | | |
|---|---|---|---|---|---|---|---|---|---|---|---|---|
| | Male | | Female | | Total | | Male | | Female | | Total | |
| c. for closed, o. for open | c | o | c | o | c | o | c | o | c | o | c | o |
| Turned in Sanatorium | 1 | | | | 1 | | 1 | | | | 1 | |
| Under Guidance by Public Health Center | | 2 | 5 | 4 | 5 | 6 | | 2 | 5 | 4 | 5 | 6 |
| " Individual Doctors | 4 | 1 | 3 | 4 | 7 | 5 | 4 | 1 | 3 | 4 | 7 | 5 |
| " Public Health Nurses | 10 | 3 | 14 | 15 | 24 | 18 | 10 | 3 | 14 | 15 | 24 | 18 |
| Pneumothorax or other surgical treatment | | | | | | | | | | | | |
| By other treatment | | | | | | | | | | | | |
| Not been traced since | | | | | | | | | | | | |
| Total | 15 | 6 | 22 | 23 | 37 | 29 | 15 | 6 | 22 | 23 | 37 | 29 |

B. Tracing of Patients

| Development | Month | | | | | | Total for the year | | | | | |
|---|---|---|---|---|---|---|---|---|---|---|---|---|
| | Male | | Female | | Total | | Male | | Female | | Total | |
| | c | o | c | o | c | o | c | o | c | o | c | o |
| Cured | | | | | | | | | | | | |
| Died | | | 1 | | 1 | | | | 1 | | 1 | |
| Transfered | | | | | | | | | | | | |
| Total | | | 1 | | 1 | | | | 1 | | 1 | |

DECLASSIFIED E.O. 12065 SECTION 3-402/NNDB NO. 775013

DECLASSIFIED E.O. 12065 SECTION 3-402/NNDG NO. 775013



| Age groups | Month | | | | | | Total for the year | | | | | |
|---|---|---|---|---|---|---|---|---|---|---|---|---|
| | Male | | Female | | Total | | Male | | Female | | Total | |
| | C | O | C | O | C | O | C | O | C | O | C | O |
| 1 - 5 | | | | | | | | | | | | |
| 6 - 10 | | | | | | | | | | | | |
| 11 - 15 | | | | | | | | | | | | |
| 16 - 20 | | | | | | | | | | | | |
| 21 - 25 | | | | | | | | | | | | |
| 26 - 30 | | | | | | | | | | | | |
| 31 - 35 | | / | | | | / | | / | | | | / |
| 36 - 40 | | | | | | | | | | | | |
| 41 - 45 | | / | | | | / | | / | | | | / |
| 46 - 50 | | | | | | | | | | | | |
| 51 - 55 | | | | | | | | | | | | |
| 56 - 60 | | | | | | | | | | | | |
| 61 and up | | | | | | | | | | | | |
| Total | | 2 | | | | 2 | | 2 | | | | 2 |

O.O Hideo
Chief of Preventive Medicine Sec.,
Ishikawa Prefectural Government

DECLASSIFIED E.O. 12065 SECTION 3-402/NNDG NO. 775013

DECLASSIFIED E.O. 12065 SECTION 3-402/NNDG NO. 775013

~~[illegible]~~ Section,
Ishikawa Public Health Department.

TO : T.B. Control Report.

Reported by Total ~~[illegible]~~ Public Health Center.

A. Report on T.B. patients break down by treatments.

For the month of Dec. 1948

| Grades of Treatment | Month | | | | | | Total for the year | | | | | |
|---|---|---|---|---|---|---|---|---|---|---|---|---|
| | Male | | Female | | Total | | Male | | Female | | Total | |
| c. for closed. o. for open | c | o | c | o | c | o | c | o | c | o | c | o |
| Turned in Sanatorium | 10 | 8 | 16 | 4 | 16 | 12 | 215 | 99 | 123 | 52 | 338 | 151 |
| Under Guidance by Public Health Center | 28 | 113 | 19 | 66 | 47 | 179 | 358 | 1126 | 277 | 707 | 635 | 1833 |
| " " Individual Doctors | 115 | 70 | 89 | 68 | 204 | 138 | 1463 | 1461 | 1084 | 1397 | 2547 | 2858 |
| " Public Health Nurses | 31 | 107 | 35 | 114 | 66 | 221 | 294 | 1019 | 298 | 994 | 592 | 2013 |
| Pneumothorax or other surgical treatment | 10 | 29 | 35 | 9 | 45 | 38 | 266 | 653 | 217 | 122 | 483 | 775 |
| By other treatment | 49 | 90 | 61 | 63 | 110 | 153 | 181 | 696 | 341 | 586 | 522 | 1282 |
| Not been taken care of | | | | | | | | | | | | |
| Total | 243 | 417 | 245 | 324 | 488 | 741 | 2777 | 5054 | 2340 | 3858 | 5117 | 8912 |

| Grades of Treatment | Month | | | | | | Total for the year | | | | | |
|---|---|---|---|---|---|---|---|---|---|---|---|---|
| | Male | | Female | | Total | | Male | | Female | | Total | |
| c. for closed. o. for open | c | o | c | o | c | o | c | o | c | o | c | o |
| Turned in Sanatorium | 10 | 8 | 16 | 4 | 16 | 12 | 215 | 77 | 123 | 52 | 338 | 151 |
| Under Guidance by Public Health Center | 28 | 113 | 19 | 66 | 47 | 179 | 358 | 1126 | 277 | 707 | 635 | 1833 |
| " Individual Doctors | 115 | 70 | 89 | 68 | 204 | 138 | 1463 | 1461 | 1084 | 1397 | 2547 | 2858 |
| " Public Health Nurses | 31 | 107 | 35 | 114 | 66 | 221 | 294 | 1019 | 278 | 994 | 572 | 2013 |
| Pneumothorax or other surgical treatment | 10 | 29 | 35 | 9 | 45 | 38 | 266 | 653 | 217 | 122 | 483 | 775 |
| By other treatment | 49 | 90 | 61 | 63 | 110 | 153 | 181 | 696 | 341 | 586 | 522 | 1282 |
| Not been taken care of | | | | | | | | | | | | |
| Total | 243 | 447 | 245 | 324 | 488 | 741 | 2777 | 5054 | 2340 | 3858 | 5117 | 8912 |

B. Tracing of Patients

| Development | Month | | | | | | Total for the year | | | | | |
|---|---|---|---|---|---|---|---|---|---|---|---|---|
| | Male | | Female | | Total | | Male | | Female | | Total | |
| | c | o | c | o | c | o | c | o | c | o | c | o |
| Cured | 5 | 20 | 1 | 22 | 6 | 42 | 16 | 83 | 9 | 70 | 25 | 153 |
| Died | 30 | 18 | 22 | 19 | 52 | 37 | 300 | 167 | 222 | 148 | 522 | 315 |
| Transfered | | | | | | | 11 | 9 | 10 | 16 | 21 | 25 |
| Total | 35 | 38 | 23 | 41 | 58 | 79 | 327 | 259 | 241 | 234 | 568 | 493 |

DECLASSIFIED E.O. 12065 SECTION 3-402/NNDG NO. 775013

C. Report on T. B. patients break down by age groups

| Age groups | Month | | | | | | Total for the year | | | | | |
|---|---|---|---|---|---|---|---|---|---|---|---|---|
| | Male | | Female | | Total | | Male | | Female | | Total | |
| | C | O | C | O | C | O | C | O | C | O | C | O |
| 1 - 5 | 3 | 3 | 1 | 3 | 4 | 6 | 24 | 61 | 22 | 65 | 46 | 126 |
| 6 - 10 | 6 | 13 | 2 | 8 | 8 | 21 | 37 | 112 | 33 | 92 | 70 | 204 |
| 11 - 15 | 4 | 10 | 3 | 5 | 7 | 15 | 36 | 102 | 55 | 114 | 91 | 219 |
| 16 - 20 | 12 | 10 | 12 | 17 | 24 | 27 | 207 | 247 | 176 | 238 | 383 | 485 |
| 21 - 25 | 37 | 28 | 20 | 16 | 57 | 44 | 470 | 429 | 315 | 462 | 785 | 891 |
| 26 - 30 | 21 | 14 | 16 | 15 | 37 | 29 | 327 | 306 | 279 | 334 | 606 | 640 |
| 31 - 35 | 14 | 18 | 12 | 9 | 26 | 27 | 242 | 223 | 165 | 216 | 407 | 439 |
| 36 - 40 | 12 | 11 | 10 | 6 | 22 | 17 | 146 | 178 | 107 | 136 | 253 | 314 |
| 41 - 45 | 4 | 8 | 4 | 8 | 8 | 16 | 129 | 120 | 52 | 93 | 181 | 213 |
| 46 - 50 | 7 | 2 | 3 | 4 | 10 | 6 | 83 | 61 | 33 | 49 | 116 | 110 |
| 51 - 55 | 7 | 6 | 6 | 2 | 13 | 8 | 68 | 45 | 37 | 44 | 105 | 89 |
| 56 - 60 | | 1 | 5 | 2 | 5 | 3 | 31 | 43 | 28 | 15 | 59 | 58 |
| 61 and up | 4 | 4 | 2 | 2 | 6 | 6 | 40 | 44 | 24 | 18 | 61 | 62 |
| Total | 131 | 128 | 96 | 97 | 227 | 225 | 1840 | 1991 | 1323 | 1899 | 3163 | 3850 |

DECLASSIFIED E.O. 12065 SECTION 3-402/NNDG NO. 775013

| Age groups | Month | | | | | | Total for the year | | | | | |
|---|---|---|---|---|---|---|---|---|---|---|---|---|
| | Male | | Female | | Total | | Male | | Female | | Total | |
| | c | o | c | o | c | o | c | o | c | o | c | o |
| 1 - 5 | 3 | 3 | 1 | 3 | 4 | 6 | 24 | 61 | 22 | 65 | 46 | 126 |
| 6 - 10 | 6 | 13 | 2 | 8 | 8 | 21 | 37 | 112 | 33 | 92 | 70 | 204 |
| 11 - 15 | 4 | 10 | 3 | 5 | 7 | 15 | 36 | 102 | 55 | 114 | 91 | 219 |
| 16 - 20 | 12 | 10 | 12 | 17 | 24 | 27 | 207 | 247 | 176 | 238 | 383 | 485 |
| 21 - 25 | 37 | 28 | 20 | 16 | 57 | 44 | 470 | 429 | 315 | 462 | 785 | 891 |
| 26 - 30 | 21 | 14 | 16 | 15 | 37 | 29 | 327 | 306 | 279 | 334 | 606 | 640 |
| 31 - 35 | 14 | 18 | 12 | 9 | 26 | 27 | 242 | 223 | 165 | 216 | 407 | 639 |
| 36 - 40 | 12 | 11 | 10 | 6 | 22 | 17 | 146 | 178 | 107 | 136 | 253 | 314 |
| 41 - 45 | 4 | 8 | 4 | 8 | 8 | 16 | 129 | 120 | 52 | 93 | 181 | 213 |
| 46 - 50 | 7 | 2 | 3 | 4 | 10 | 6 | 83 | 61 | 33 | 49 | 116 | 110 |
| 51 - 55 | 7 | 6 | 6 | 2 | 13 | 8 | 68 | 45 | 37 | 44 | 105 | 89 |
| 56 - 60 | | 1 | 5 | 2 | 5 | 3 | 31 | 43 | 28 | 15 | 59 | 58 |
| 61 and up | 4 | 4 | 2 | 2 | 6 | 6 | 40 | 64 | 24 | 18 | 61 | 62 |
| Total | 131 | 128 | 96 | 97 | 227 | 225 | 1820 | 1991 | 1323 | 1879 | 3163 | 3850 |

H. Kano

KANO Hideo
Chief of Preventive Medicine Sec.,
Ishikawa Prefectural Government

DECLASSIFIED E.O. 12065 SECTION 3-402/NNDG NO. 775013

DECLASSIFIED E.O. 12065 SECTION 3-402/NNDG NO. 775013

Section,
Ishikawa Public Health Department.

TO : T.B. Control Report.

Reported by: Kanazawa Public Health Center.

A. Report on T.B. patients break down of treatments.

For the month of Dec. 194

| Grades of Treatment | Month | | | | | | Total for the year | | | | | |
|---|---|---|---|---|---|---|---|---|---|---|---|---|
| | Male | | Female | | Total | | Male | | Female | | Total | |
| | c. for closed, o. for open | | | | | | | | | | | |
| | c | o | c | o | c | o | c | o | c | o | c | o |
| Turned in Sanatorium | | | | | | | | | | | | |
| Under Guidance by Public Health Center | 14 | 46 | 7 | 21 | 23 | 67 | 207 | 639 | 120 | 264 | 327 | 903 |
| " Individual Doctors | 95 | 42 | 72 | 29 | 167 | 71 | 1188 | 786 | 822 | 723 | 2010 | 1507 |
| " Public Health Nurses | | 48 | | 53 | | 101 | 24 | 232 | 18 | 214 | 42 | 446 |
| Pneumothorax or other surgical treatment | | 17 | | 1 | | 18 | 30 | 511 | | 20 | 30 | 531 |
| By other treatment | | 44 | | 25 | | 69 | 8 | 144 | | 30 | 8 | 174 |
| Not been taken care of | | | | | | | | | | | | |
| Total | 109 | 197 | 81 | 129 | 190 | 326 | 1457 | 2312 | 760 | 1231 | 1417 | 3543 |

4. Report on T.B. patients break down by treatments.

For the month of Dec. 194

| Grades of Treatment | Month | | | | | | Total for the year | | | | | |
|---|---|---|---|---|---|---|---|---|---|---|---|---|
| | Male | | Female | | Total | | Male | | Female | | Total | |
| | c. for closed, o. for open | | c | o | c | o | c | o | c | o | c | o |
| Turned in Sanatorium | | | | | | | | | | | | |
| Under Guidance by Public Health Center | 14 | 46 | 7 | 21 | 23 | 67 | 207 | 639 | 120 | 264 | 327 | 903 |
| " Individual Doctors | 95 | 42 | 72 | 29 | 167 | 71 | 1188 | 786 | 822 | 723 | 2010 | 1509 |
| " Public Health Nurses | | 48 | | 53 | | 101 | 24 | 232 | 18 | 214 | 42 | 446 |
| Pneumothorax or other surgical treatment | | 17 | | 1 | | 18 | 30 | 511 | | 20 | 30 | 531 |
| By other treatment | | 44 | | 25 | | 69 | 8 | 144 | | 30 | 8 | 174 |
| Not been taken care of | | | | | | | | | | | | |
| Total | 109 | 197 | 81 | 129 | 190 | 326 | 1457 | 2312 | 760 | 231 | 1447 | 3543 |

B. Tracing of Patients

| Development | Month | | | | | | Total for the year | | | | | |
|---|---|---|---|---|---|---|---|---|---|---|---|---|
| | Male | | Female | | Total | | Male | | Female | | Total | |
| | c | o | c | o | c | o | c | o | c | o | c | o |
| Cured | | | | 1 | | 1 | | 16 | | 9 | | 25 |
| Died | 9 | 4 | 10 | 9 | 19 | 13 | 140 | 4 | 110 | 9 | 250 | 13 |
| Transfered | | | | | | | | | | | | |
| Total | 9 | 4 | 10 | 10 | 19 | 14 | 140 | 20 | 110 | 18 | 250 | 38 |

DECLASSIFIED E.O. 12065 SECTION 3-402/NNDG NO. 775013

DECLASSIFIED E.O. 12065 SECTION 3-402/NNDC NO. 775013

C. Report on T. B. patients break down by age groups

| Age groups | Month | | | | | | Total for the year | | | | | |
|---|---|---|---|---|---|---|---|---|---|---|---|---|
| | Male | | Female | | Total | | Male | | Female | | Total | |
| | c | o | c | o | c | o | c | o | c | o | c | o |
| 1 - 5 | 3 | 1 | 1 | 2 | 4 | 3 | 16 | 41 | 15 | 39 | 31 | 80 |
| 6 - 10 | 5 | 2 | 1 | 1 | 6 | 3 | 23 | 57 | 16 | 33 | 39 | 90 |
| 11 - 15 | 3 | 1 | 1 | 1 | 4 | 2 | 25 | 51 | 25 | 43 | 50 | 94 |
| 16 - 20 | 10 | 4 | 9 | 3 | 19 | 7 | 158 | 113 | 114 | 102 | 272 | 215 |
| 21 - 25 | 29 | 15 | 14 | 3 | 43 | 18 | 335 | 211 | 222 | 207 | 557 | 418 |
| 26 - 30 | 15 | 6 | 14 | 4 | 29 | 10 | 220 | 139 | 186 | 153 | 406 | 292 |
| 31 - 35 | 10 | 8 | 10 | 5 | 20 | 13 | 162 | 101 | 118 | 88 | 280 | 189 |
| 36 - 40 | 10 | 5 | 9 | 2 | 19 | 7 | 88 | 62 | 79 | 62 | 167 | 124 |
| 41 - 45 | 3 | 3 | 3 | 4 | 6 | 7 | 94 | 52 | 35 | 46 | 129 | 98 |
| 46 - 50 | 6 | 1 | 2 | 2 | 8 | 3 | 65 | 26 | 23 | 18 | 88 | 44 |
| 51 - 55 | 6 | 1 | 5 | 1 | 11 | 2 | 44 | 17 | 28 | 18 | 72 | 35 |
| 56 - 60 | | | 2 | 1 | 2 | 1 | 23 | 16 | 19 | 4 | 42 | 20 |
| 61 and up | 2 | 1 | 1 | | 3 | 1 | 29 | 16 | 13 | 9 | 42 | 25 |
| Total | 102 | 48 | 72 | 29 | 174 | 77 | 1282 | 902 | 893 | 822 | 2175 | 1724 |

| Age groups | Month | | | | | | Total for the year | | | | | |
|---|---|---|---|---|---|---|---|---|---|---|---|---|
| | Male | | Female | | Total | | Male | | Female | | Total | |
| | C | O | C | O | C | O | C | O | C | O | C | O |
| 1 - 5 | 3 | 1 | 1 | 2 | 4 | 3 | 16 | 41 | 15 | 39 | 31 | 80 |
| 6 - 10 | 5 | 2 | 1 | 1 | 6 | 3 | 23 | 57 | 16 | 33 | 39 | 90 |
| 11 - 15 | 3 | 1 | 1 | 1 | 4 | 2 | 25 | 57 | 25 | 43 | 50 | 94 |
| 16 - 20 | 10 | 4 | 9 | 3 | 19 | 7 | 158 | 113 | 114 | 102 | 272 | 215 |
| 21 - 25 | 29 | 15 | 14 | 3 | 43 | 18 | 335 | 211 | 222 | 207 | 557 | 418 |
| 26 - 30 | 15 | 6 | 14 | 4 | 29 | 10 | 220 | 139 | 186 | 153 | 406 | 292 |
| 31 - 35 | 10 | 8 | 10 | 5 | 20 | 13 | 162 | 101 | 118 | 88 | 280 | 189 |
| 36 - 40 | 10 | 5 | 9 | 2 | 19 | 7 | 88 | 62 | 79 | 62 | 167 | 124 |
| 41 - 45 | 3 | 3 | 3 | 4 | 6 | 7 | 94 | 52 | 35 | 46 | 129 | 98 |
| 46 - 50 | 6 | 1 | 2 | 2 | 8 | 3 | 65 | 26 | 23 | 18 | 88 | 44 |
| 51 - 55 | 6 | 1 | 5 | 1 | 11 | 2 | 44 | 17 | 28 | 18 | 72 | 35 |
| 56 - 60 | | | 2 | 1 | 2 | 1 | 23 | 16 | 19 | 4 | 42 | 20 |
| 61 and up | 2 | 1 | 1 | | 3 | 1 | 29 | 16 | 13 | 9 | 42 | 25 |
| Total | 102 | 48 | 72 | 29 | 174 | 77 | 1282 | 902 | 893 | 822 | 2175 | 1724 |

KATO Hideo
Chief of Preventive Medicine Sec.,
Ishikawa Prefectural Government

DECLASSIFIED E.O. 12065 SECTION 3-402/NNDG NO. 775013

DECLASSIFIED E.O. 12065 SECTION 3-402/NNDC NO. 775013

Ishikawa Public Health Depart... Section.

TO : T.B. Control Report.

Reported by: Komatsu Public Health Nurse.

4. Report on T.B. patients break down by treatments.

For the month of Dec. 1948

| Grades of Treatment | Month | | | | | | Total for the year | | | | | |
|---|---|---|---|---|---|---|---|---|---|---|---|---|
| | Male | | Female | | Total | | Male | | Female | | Total | |
| | c. for closed, o. for open | c | o | c | o | c | o | c | o | c | o | c | o |
| Turned in Sanatorium | | | 1 | 1 | | 1 | 1 | 2 | 20 | 4 | 6 | 6 | 26 |
| Under Guidance by Public Health Center | | | 11 | 1 | 8 | 1 | 19 | 9 | 113 | 4 | 123 | 13 | 236 |
| " Individual Doctors | | 1 | 7 | 1 | 15 | 2 | 24 | 18 | 160 | 22 | 168 | 40 | 328 |
| " Public Health Nurses | | 2 | 3 | | 2 | 2 | 5 | 8 | 100 | 3 | 82 | 11 | 182 |
| Pneumothorax or other surgical treatment | | | 1 | | | | 1 | 1 | 1 | | | 1 | 1 |
| By other treatment | | | 15 | 16 | 10 | 16 | 25 | 15 | 186 | 25 | 81 | 40 | 367 |
| Not been taken care of | | | | | | | | | | | | | |
| Total | | 3 | 40 | 19 | 35 | 22 | 75 | 53 | 580 | 58 | 560 | 111 | 1140 |

| Grades of Treatment | Month | | | | | | Total for the year | | | | | |
|---|---|---|---|---|---|---|---|---|---|---|---|---|
| | Male | | Female | | Total | | Male | | Female | | Total | |
| c. for closed, o. for open | c | o | c | o | o | o | c | o | c | o | c | o |
| Turned in Sanetorium | | 1 | 1 | | 1 | 1 | 2 | 20 | 4 | 6 | 6 | 26 |
| Under Guidance by Public Health Center | | 11 | 1 | 8 | 1 | 19 | 9 | 113 | 4 | 123 | 13 | 236 |
| " Individual Doctors | 1 | 9 | 1 | 15 | 2 | 24 | 18 | 160 | 22 | 168 | 40 | 328 |
| " Public Health Nurses | 2 | 3 | | 2 | 2 | 5 | 8 | 100 | 3 | 82 | 11 | 182 |
| Pneumothorax or other surgical treatment | | 1 | | | | 1 | 1 | 1 | | | 1 | 1 |
| By other treatment | | 15 | 16 | 10 | 16 | 25 | 15 | 186 | 25 | 181 | 40 | 367 |
| Not been taken care of | | | | | | | | | | | | |
| Total | 3 | 40 | 19 | 35 | 22 | 75 | 53 | 580 | 58 | 560 | 111 | 1140 |

B. Tracing of Patients

| Development | Month | | | | | | Total for the year | | | | | |
|---|---|---|---|---|---|---|---|---|---|---|---|---|
| | Male | | Female | | Total | | Male | | Female | | Total | |
| | c | o | c | o | c | o | c | o | c | o | c | o |
| Cured | | | | | | | | 18 | | 26 | | 44 |
| Died | 2 | 8 | 1 | 7 | 3 | 15 | 14 | 66 | 9 | 63 | 23 | 129 |
| Transfered | | | | | | | | 4 | | 9 | | 13 |
| Total | 2 | 8 | 1 | 7 | 3 | 15 | 14 | 88 | 9 | 98 | 23 | 186 |

DECLASSIFIED E.O. 12065 SECTION 3-402/NNDG NO. 775013

DECLASSIFIED E.O. 12065 SECTION 3-402/NNDG NO. 775013

C. Report on T. B. patients break down by age groups

| Age groups | Month | | | | | | Total for the year | | | | | |
|---|---|---|---|---|---|---|---|---|---|---|---|---|
| | Male | | Female | | Total | | Male | | Female | | Total | |
| | C | O | C | O | C | O | C | O | C | O | C | O |
| 1 - 5 | | | | | | | | 4 | | 3 | | 7 |
| 6 - 10 | | 6 | | 4 | | 10 | | 17 | | 13 | 0 | 30 |
| 11 - 15 | | 2 | | 2 | | 4 | | 17 | 1 | 18 | 1 | 35 |
| 16 - 20 | 1 | | | 2 | 1 | 2 | 2 | 22 | 2 | 35 | 4 | 57 |
| 21 - 25 | | 2 | | 4 | | 6 | 1 | 37 | 4 | 67 | 5 | 104 |
| 26 - 30 | | | | 5 | | 5 | 4 | 26 | 8 | 45 | 12 | 71 |
| 31 - 35 | | 2 | 1 | 1 | 1 | 3 | 4 | 34 | 3 | 30 | 7 | 64 |
| 36 - 40 | | | | 1 | | 1 | 2 | 25 | 1 | 20 | 3 | 45 |
| 41 - 45 | | 1 | | 2 | | 3 | 5 | 20 | 2 | 16 | 7 | 36 |
| 46 - 50 | | 1 | | | | 1 | 1 | 9 | 1 | 10 | 2 | 19 |
| 51 - 55 | | 2 | | | | 2 | | 13 | 1 | 4 | 1 | 17 |
| 56 - 60 | | | | | | | | 3 | 1 | 4 | 1 | 9 |
| 61 and up | | 1 | | 1 | | 2 | 1 | 8 | | 5 | 1 | 23 |
| Total | 1 | 17 | 1 | 22 | 2 | 39 | 20 | 245 | 24 | 270 | 44 | 515 |

| Age groups | Male | | Female | | Total | | Male | | Female | | Total | |
|---|---|---|---|---|---|---|---|---|---|---|---|---|
| | C | O | C | O | C | O | C | O | C | O | C | O |
| 1 - 5 | | | | | | | | 4 | | 3 | | 7 |
| 6 - 10 | | 6 | | 4 | | 10 | | 17 | | 13 | 0 | 30 |
| 11 - 15 | | 2 | | 2 | | 4 | | 17 | 1 | 18 | 1 | 35 |
| 16 - 20 | 1 | | | 2 | 1 | 2 | 2 | 22 | 2 | 35 | 4 | 57 |
| 21 - 25 | | 2 | | 4 | | 6 | 1 | 37 | 4 | 67 | 5 | 104 |
| 26 - 30 | | | | 5 | | 5 | 4 | 26 | 8 | 45 | 12 | 71 |
| 31 - 35 | | 2 | 1 | 1 | 1 | 3 | 4 | 34 | 3 | 30 | 7 | 64 |
| 36 - 40 | | | | 1 | | 1 | 2 | 25 | 1 | 20 | 3 | 45 |
| 41 - 45 | | 1 | | 2 | | 3 | 5 | 20 | 2 | 16 | 7 | 36 |
| 46 - 50 | | 1 | | | | 1 | 1 | 9 | 1 | 10 | 2 | 19 |
| 51 - 55 | | 2 | | | | 2 | | 13 | 1 | 4 | 1 | 17 |
| 56 - 60 | | | | | | | | 3 | 1 | 4 | 1 | 7 |
| 61 and up | | 1 | | 1 | | 2 | 1 | 8 | | 5 | 1 | 23 |
| Total | 1 | 17 | 1 | 22 | 2 | 39 | 20 | 245 | 24 | 270 | 44 | 515 |

KATO Hideo
Chief of Preventive Medicine Sec.,
Ishikawa Prefectural Government

DECLASSIFIED E.O. 12065 SECTION 3-402/NNDG NO. 775013

DECLASSIFIED E.O. 12065 SECTION 3-402/NNDG No. 775013

Subject: Section,
Ishikawa Public Health Department.

TO : T.B. Control Report.

Reported by Yamashiro Public Health Center.

1. Record on T.B. patients break down or treatments.

For the month of Dec. 194

| Grades of Treatment | Month | | | | | | Total for the year | | | | | |
|---|---|---|---|---|---|---|---|---|---|---|---|---|
| | Male | | Female | | Total | | Male | | Female | | Total | |
| c. for closed. o. for open | c | o | c | o | c | o | c | o | c | o | c | o |
| Turned in Sanatorium | 6 | 3 | 4 | 1 | 10 | 4 | 176 | 26 | 78 | 18 | 274 | 44 |
| Under Guidance by Public Health Center | 3 | | 2 | | 5 | | 60 | 7 | 56 | 6 | 116 | 13 | |
| " Individual Doctors | 1 | 1 | 5 | 1 | 6 | 2 | 36 | 25 | 49 | 25 | 85 | 50 |
| " Public Health Nurses | | | | | | | 2 | | | | 2 | |
| Pneumothorax or other surgical treatment | 7 | | 4 | | 11 | | 174 | | 129 | | 303 | |
| By other treatment | | | | | | | 2 | | | | 2 | |
| Not been taken care of | | | | | | | | | | | | |
| Total | 17 | 4 | 15 | 2 | 32 | 6 | 450 | 58 | 332 | 49 | 782 | 107 |

4. Recent on T.B. patients breakdown of discharges

For the month of Dec. 194

| Grades of Treatment | Month | | | | | | Total for the year | | | | | |
|---|---|---|---|---|---|---|---|---|---|---|---|---|
| | Male | | Female | | Total | | Male | | Female | | Total | |
| | c | o | c | o | c | o | c | o | c | o | c | o |
| c. for closed, o. for open | | | | | | | | | | | | |
| Turned in Sanatorium | 6 | 3 | 4 | 1 | 10 | 4 | 176 | 26 | 98 | 18 | 274 | 44 |
| Under Guidance by Public Health Center | 3 | | 2 | | 5 | | 60 | 7 | 56 | 6 | 116 | 13 |
| " Individual Doctors | 1 | 1 | 5 | 1 | 6 | 2 | 36 | 25 | 49 | 25 | 85 | 50 |
| " Public Health Nurses | | | | | | | 2 | | | | 2 | |
| Pneumothorax or other surgical treatment | 7 | | 4 | | 11 | | 174 | | 129 | | 303 | |
| By other treatment | | | | | | | 2 | | | | 2 | |
| Not been taken care of | | | | | | | | | | | | |
| Total | 17 | 4 | 15 | 2 | 32 | 6 | 450 | 58 | 332 | 49 | 782 | 107 |

B. Tracing of Patients

| Development | Month | | | | | | Total for the year | | | | | |
|---|---|---|---|---|---|---|---|---|---|---|---|---|
| | Male | | Female | | Total | | Male | | Female | | Total | |
| | c | o | c | o | c | o | c | o | c | o | c | o |
| Cured | 5 | | 1 | | 6 | | 15 | 5 | 5 | 6 | 20 | 11 |
| Died | 8 | 1 | 5 | | 13 | 1 | 79 | 5 | 41 | 3 | 100 | 8 |
| Transfered | | | | | | | 4 | | 9 | | 14 | |
| Total | 13 | 1 | 6 | | 19 | 1 | 99 | 10 | 55 | 9 | 134 | 19 |

DECLASSIFIED E.O. 12065 SECTION 3-402/NNDG NO. 775013

C. Report on T. B. patients break down by age groups

| Age groups | Month | | | | | | Total for the year | | | | | |
|---|---|---|---|---|---|---|---|---|---|---|---|---|
| | Male | | Female | | Total | | Male | | Female | | Total | |
| | c | o | c | o | c | o | c | o | c | o | c | o |
| 1 - 5 | | | | | | | 4 | | 3 | | 7 | |
| 6 - 10 | 1 | | 1 | | 2 | | 6 | 3 | 6 | 2 | 12 | 5 |
| 11 - 15 | | | 1 | | 1 | | 5 | 4 | 12 | 4 | 17 | 8 |
| 16 - 20 | | | 1 | | 1 | | 24 | 10 | 24 | 8 | 48 | 18 |
| 21 - 25 | 1 | 1 | 5 | 2 | 6 | 3 | 67 | 16 | 48 | 16 | 115 | 32 |
| 26 - 30 | 3 | 1 | 1 | | 4 | 1 | 56 | 12 | 48 | 6 | 104 | 18 |
| 31 - 35 | 1 | 2 | | | 1 | 2 | 40 | 6 | 27 | 6 | 67 | 12 |
| 36 - 40 | 2 | | 1 | | 3 | | 37 | 3 | 15 | 5 | 52 | 8 |
| 41 - 45 | 1 | | | | 1 | | 12 | 1 | 7 | 1 | 19 | 2 |
| 46 - 50 | | | | | | | 8 | 1 | 4 | 1 | 12 | 2 |
| 51 - 55 | | | | | | | 11 | 1 | 5 | | 16 | 1 |
| 56 - 60 | | | 1 | | 1 | | 2 | 1 | 3 | | 5 | 1 |
| '61 and up | 1 | | | | 1 | | 5 | | 2 | | 7 | |
| Total | 10 | 4 | 11 | 2 | 21 | 6 | 277 | 58 | 204 | 49 | 481 | 107 |

KATO Hideo
Chief of Preventive Medicine Sec.,
Ishikawa Prefectural Government

DECLASSIFIED E.O. 12065 SECTION 3-402/NNDC NO. 775013

DECLASSIFIED E.O. 12065 SECTION 3-402/NNDC NO. 775013

Section,
Ishikawa Public Health Department.

TO : T.B. Control Report.

Reported by: Nanao Public Health Center.

4. Report on T.B. patients break down of treatments.

For the month of Dec. 194

| Grades of Treatment | Month | | | | | | Total for the year | | | | | |
|---|---|---|---|---|---|---|---|---|---|---|---|---|
| | Male | | Female | | Total | | Male | | Female | | Total | |
| | c | o | c | o | o | o | c | o | c | o | c | o |
| o. for closed. o. for open | | | | | | | 23 | 8 | 13 | 8 | 36 | 16 |
| Turned in Sanatorium | 1 | | | | 1 | | | | | | | |
| Under Guidance by Public Health Center | 2 | 14 | 3 | 3 | 5 | 17 | 5 | 67 | 7 | 54 | 12 | 121 |
| " Individual Doctors | 4 | 3 | 3 | 1 | 7 | 4 | 60 | 56 | 53 | 67 | 113 | 123 |
| " Public Health Nurses | 5 | 15 | 4 | 10 | 9 | 25 | 7 | 65 | 8 | 67 | 15 | 132 |
| Pneumothorax or other surgical treatment | | 6 | 4 | 1 | 4 | 7 | | 68 | 6 | 18 | 6 | 86 |
| By other treatment | 7 | 16 | 5 | 8 | 12 | 24 | 12 | 137 | 6 | 184 | 18 | 272 |
| Not been taken care of | | | | | | | | | | | | |
| Total | 19 | 54 | 19 | 23 | 38 | 77 | 107 | 401 | 93 | 349 | 200 | 750 |

For the month of Dec. 1

| Grades of Treatment | Month | | | | | | Total for the year | | | | | |
|---|---|---|---|---|---|---|---|---|---|---|---|---|
| | Male | | Female | | Total | | Male | | Female | | Total | |
| | c | o | c | o | o | o | c | o | c | o | c | o |
| a. for closed. o. for open | | | | | 1 | | 23 | 8 | 13 | 8 | 36 | 16 |
| Turned in Sanatorium | 1 | | | | | | | | | | | |
| Under Guidance by Public Health Center | 2 | 14 | 3 | 3 | 5 | 17 | 5 | 67 | 7 | 54 | 12 | 121 |
| " Individual Doctors | 4 | 3 | 3 | 1 | 7 | 4 | 60 | 56 | 53 | 67 | 113 | 123 |
| " Public Health Nurses | 5 | 15 | 4 | 10 | 9 | 25 | 7 | 65 | 8 | 67 | 15 | 132 |
| Pneumothorax or other surgical treatment | | 6 | 4 | 1 | 4 | 7 | | 68 | 6 | 18 | 6 | 86 |
| By other treatment | 7 | 16 | 5 | 8 | 12 | 24 | 12 | 137 | 6 | 124 | 18 | 272 |
| Not been taken care of | | | | | | | | | | | | |
| Total | 19 | 54 | 19 | 23 | 38 | 77 | 107 | 401 | 93 | 349 | 200 | 750 |

B. Tracing of Patients

| Development | Month | | | | | | Total for the year | | | | | |
|---|---|---|---|---|---|---|---|---|---|---|---|---|
| | Male | | Female | | Total | | Male | | Female | | Total | |
| | c | o | c | o | o | o | c | o | c | o | c | o |
| Cured | | 1 | | 1 | 1 | 2 | | 4 | | 1 | | 5 |
| Died | | | 3 | | 3 | | 23 | 5 | 27 | 5 | 50 | 10 |
| Transfered | | | | | | | | | | | | |
| Total | | 1 | 3 | 1 | 3 | 2 | 23 | 9 | 27 | 6 | 50 | 15 |

DECLASSIFIED E.O. 12065 SECTION 3-402/NNDC NO. 77503

C. Report on T. B. patients break down by age groups

| Age groups | Month | | | | | | Total for the year | | | | | |
|---|---|---|---|---|---|---|---|---|---|---|---|---|
| | Male | | Female | | Total | | Male | | Female | | Total | |
| | c | o | c | o | c | o | c | o | c | o | c | o |
| 1 - 5 | | | | | | | 1 | 4 | 1 | 2 | 2 | 6 |
| 6 - 10 | | 1 | | | | 1 | 2 | 7 | | 8 | 2 | 15 |
| 11 - 15 | | 1 | | | | 1 | | 7 | 3 | 12 | 3 | 19 |
| 16 - 20 | 1 | 3 | 2 | 2 | 3 | 5 | 6 | 16 | 14 | 16 | 20 | 32 |
| 21 - 25 | 2 | 3 | | 2 | 2 | 5 | 23 | 29 | 14 | 29 | 37 | 58 |
| 26 - 30 | 2 | 5 | 1 | | 3 | 5 | 13 | 32 | 18 | 27 | 31 | 59 |
| 31 - 35 | 1 | 1 | | | 1 | 1 | 17 | 16 | 5 | 12 | 22 | 28 |
| 36 - 40 | | | | | | | 6 | 4 | 5 | 5 | 11 | 9 |
| 41 - 45 | | 2 | | | | 2 | 9 | 7 | 9 | 7 | 9 | 14 |
| 46 - 50 | | | | | | | 3 | 4 | 1 | 4 | 4 | 8 |
| 51 - 55 | 1 | | 1 | | 2 | | 6 | 1 | 3 | 2 | 9 | 3 |
| 56 - 60 | | 1 | 2 | | 2 | 1 | | 1 | 4 | 1 | 4 | 2 |
| 61 and up | | | | | | | 1 | 1 | 2 | | 3 | 1 |
| Total | 7 | 17 | 6 | 4 | 13 | 21 | 87 | 129 | 70 | 125 | 157 | 254 |

KATO Hideo
Chief of Preventive Medicine Sec.,
Ishikawa Prefectural Government

DECLASSIFIED E.O. 12065 SECTION 3-402/NNDG NO. 775013

DECLASSIFIED E.O. 12065 SECTION 3-402/NNDG NO. 775013

SUBJECT: [illegible] Section,
Ishikawa Public Health Department.

TO : T.B. Control Report.

Reported by Matsuto Public Health Center.

A. Report on T.B. patients break down by treatments.

For the month of Dec 1948

| Grades of Treatment | Month | | | | | | Total for the year | | | | | |
|---|---|---|---|---|---|---|---|---|---|---|---|---|
| | Male | | Female | | Total | | Male | | Female | | Total | |
| c. for closed. o. for open | c | o | c | o | c | o | c | o | c | o | c | o |
| Turned in Sanatorium | 1 | | 1 | | 2 | | 1 | 4 | 2 | | 3 | 4 |
| Under Guidance by Public Health Center | 4 | 29 | | 19 | 4 | 48 | 11 | 104 | 5 | 100 | 16 | 204 |
| " " Individual Doctors | | 4 | 1 | 5 | 1 | 9 | 11 | 87 | 7 | 85 | 18 | 172 |
| " Public Health Nurses | | 12 | 1 | 9 | 1 | 21 | 9 | 233 | 15 | 241 | 24 | 474 |
| Pneumothorax or other surgical treatment | 1 | 2 | | 5 | 1 | 7 | 39 | 70 | | 74 | 39 | 144 |
| By other treatment | 2 | 6 | | 7 | 2 | 13 | 16 | 118 | 18 | 86 | 34 | 204 |
| Not been taken care of | | | | | | | | | | | | |
| Total | 8 | 53 | 3 | 45 | 11 | 98 | 87 | 616 | 47 | 586 | 134 | 1202 |

For the month of Dec.

| Grades of Treatment | Month | | | | | | Total for the year | | | | | |
|---|---|---|---|---|---|---|---|---|---|---|---|---|
| | Male | | Female | | Total | | Male | | Female | | Total | |
| | c | o | c | o | o | o | c | o | c | o | c | o |
| c. for closed. o. for open | | | | | | | | | | | | |
| Turned in Sanatorium | 1 | | 1 | | 2 | | 1 | 4 | 2 | | 3 | 4 |
| Under Guidance by Public Health Center | 4 | 29 | | 19 | 4 | 48 | 11 | 104 | 5 | 100 | 16 | 204 |
| " " Individual Doctors | | 4 | 1 | 5 | 1 | 9 | 11 | 87 | 7 | 85 | 18 | 172 |
| " Public Health Nurses | | 12 | 1 | 9 | 1 | 21 | 9 | 233 | 15 | 241 | 24 | 474 |
| Pneumothorax or other surgical treatment | 1 | 2 | | 5 | 1 | 7 | 39 | 70 | | 74 | 39 | 144 |
| By other treatment | 2 | 6 | | 7 | 2 | 13 | 16 | 118 | 18 | 86 | 34 | 204 |
| Not been taken care of | | | | | | | | | | | | |
| Total | 8 | 53 | 3 | 45 | 11 | 98 | 87 | 616 | 47 | 586 | 134 | 1202 |

B. Tracing of Patients

| Development | Month | | | | | | Total for the year | | | | | |
|---|---|---|---|---|---|---|---|---|---|---|---|---|
| | Male | | Female | | Total | | Male | | Female | | Total | |
| | c | o | c | o | c | o | c | o | c | o | c | o |
| Cured | | 19 | | 20 | | 39 | | 26 | | 24 | | 50 |
| Died | 1 | 3 | | 1 | 1 | 4 | 5 | 37 | 3 | 24 | 8 | 61 |
| Transfered | | | | | | | | 4 | | 5 | | 9 |
| Total | 1 | 22 | | 21 | 1 | 43 | 5 | 67 | 3 | 53 | 8 | 120 |

DECLASSIFIED E.O. 12065 SECTION 3-402/NNDG NO. 775013

C. Report on T. B. patients break down by age groups

| Age groups | Month | | | | | | Total for the year | | | | | |
|---|---|---|---|---|---|---|---|---|---|---|---|---|
| | Male | | Female | | Total | | Male | | Female | | Total | |
| | c | o | c | o | c | o | c | o | c | o | c | o |
| 1 - 5 | | 2 | | 1 | | 3 | | 7 | 1 | 5 | 1 | 12 |
| 6 - 10 | | 4 | | 2 | | 6 | | 8 | | 14 | | 22 |
| 11 - 15 | | 5 | | | | 5 | | 7 | | 11 | | 18 |
| 16 - 20 | | 1 | | 4 | | 5 | 1 | 20 | | 23 | 1 | 43 |
| 21 - 25 | | 2 | | 1 | | 3 | 3 | 27 | | 25 | 3 | 52 |
| 26 - 30 | | 1 | | 3 | | 4 | 1 | 12 | 4 | 17 | 5 | 29 |
| 31 - 35 | | 2 | | 2 | | 4 | 2 | 15 | 2 | 12 | 4 | 27 |
| 36 - 40 | | 3 | | 2 | | 5 | 2 | 18 | | 8 | 2 | 26 |
| 41 - 45 | | 1 | | 1 | | 2 | 1 | 10 | | 5 | 1 | 15 |
| 46 - 50 | | | | | | | 1 | 2 | | 4 | 1 | 6 |
| 51 - 55 | | 3 | | | | 3 | 2 | 5 | | 2 | 2 | 7 |
| 56 - 60 | | | | 1 | | 1 | 1 | 5 | | 3 | 1 | 8 |
| 61 and up | | | 1 | 1 | 1 | 1 | 1 | 2 | 2 | 2 | 3 | 4 |
| Total | | 24 | 1 | 18 | 1 | 42 | 15 | 138 | 9 | 131 | 24 | 269 |

KATO Hideo
Chief of Preventive Medicine Sec.,
Ishikawa Prefectural Government

DECLASSIFIED E.O. 12065 SECTION 3-402/NNDC NO. 775013

DECLASSIFIED E.O. 12065 SECTION 3-402/NNDG NO. 775013

~~SUBJECT: [illegible]~~ Section,
Ishikawa Public Health Department.

TO : T.B. Control Report.

Reported by Wazima ~~Public Health Center~~.

A. Report on T.B. patients break down by treatments.

For the month of Dec. 1948

| Grades of Treatment | Month | | | | | | Total for the year | | | | | |
|---|---|---|---|---|---|---|---|---|---|---|---|---|
| | Male | | Female | | Total | | Male | | Female | | Total | |
| c. for closed. o. for open | c | o | c | o | c | o | c | o | c | o | c | o |
| Turned in Sanatorium | | | | | | | 5 | 2 | 4 | | 9 | 12 |
| Under Guidance by Public Health Center | | 10 | | 5 | | 15 | 14 | 166 | 13 | 76 | 27 | 212 |
| " " Individual Doctors | | 5 | | 2 | | 7 | | 101 | 1 | 104 | 1 | 205 |
| " Public Health Nurses | | 8 | | 3 | | 11 | 22 | 110 | 11 | 100 | 33 | 210 |
| Pneumothorax or other surgical treatment | | | | | | | | | | | | |
| By other treatment | | 9 | | 4 | | 13 | | 76 | | 65 | | 141 |
| Not been taken care of | | | | | | | | | | | | |
| Total | | 32 | | 14 | | 46 | 41 | 405 | 27 | 365 | 70 | 770 |

4. Report on T.B. patients break down by treatments.

For the month of Dec. 1948

| Grades of Treatment | Month | | | | | | Total for the year | | | | | |
|---|---|---|---|---|---|---|---|---|---|---|---|---|
| | Male | | Female | | Total | | Male | | Female | | Total | |
| | c. for closed. o. for open | | | | | | | | | | | |
| | c | o | c | o | o | o | c | o | o | o | c | o |
| Turned in Sanatorium | | | | | | | 5 | 2 | 4 | | 9 | 12 |
| Under Guidence by Public Health Center | | 10 | | 5 | | 15 | 14 | 166 | 13 | 76 | 27 | 242 |
| " Individual Doctors | | 5 | | 2 | | 7 | | 101 | 1 | 104 | 1 | 205 |
| " Public Health Nurses | | 8 | | 3 | | 11 | 22 | 110 | 11 | 100 | 33 | 210 |
| Neurothorax or other surgical treatment | | | | | | | | | | | | |
| By other treatment | | 9 | | 4 | | 13 | | 76 | | 65 | | 141 |
| Not been taker care of | | | | | | | | | | | | |
| Total | | 32 | | 14 | | 46 | 41 | 405 | 29 | 365 | 70 | 770 |

B. Tracing of Patients

| Development | Month | | | | | | Total for the year | | | | | |
|---|---|---|---|---|---|---|---|---|---|---|---|---|
| | Male | | Female | | Total | | Male | | Female | | Total | |
| | c | o | c | o | c | o | c | o | c | o | c | o |
| Cured | | | | | | | | | | | | |
| Died | | | | | | | 6 | 5 | 3 | 7 | 9 | 12 |
| Transfered | | | | | | | | | | | | |
| Total | | | | | | | 6 | 5 | 3 | 7 | 9 | 12 |

DECLASSIFIED E.O. 12065 SECTION 3-402/NNDG NO. 775013

C. Report on T. B. patients break down by age groups

| Age groups | Month | | | | | | Total for the year | | | | | |
|---|---|---|---|---|---|---|---|---|---|---|---|---|
| | Male | | Female | | Total | | Male | | Female | | Total | |
| | c | o | c | o | c | o | c | o | c | o | c | o |
| 1 - 5 | | | | | | | | 1 | | 3 | | 4 |
| 6 - 10 | | | | | | | | 8 | | 8 | | 16 |
| 11 - 15 | | 1 | | | | 1 | | 7 | | 11 | | 18 |
| 16 - 20 | | 1 | | 2 | | 3 | | 24 | 1 | 25 | 1 | 49 |
| 21 - 25 | | 2 | | | | 2 | 5 | 44 | 2 | 52 | 7 | 96 |
| 26 - 30 | | 1 | | 2 | | 3 | 3 | 32 | 2 | 42 | 5 | 74 |
| 31 - 35 | | 1 | | | | 1 | 3 | 17 | | 34 | 3 | 51 |
| 36 - 40 | | 3 | | 1 | | 4 | 1 | 28 | | 21 | 1 | 49 |
| 41 - 45 | | 1 | | | | 1 | | 6 | 1 | 11 | 1 | 17 |
| 46 - 50 | | | | 2 | | 2 | | 8 | 1 | 3 | 1 | 11 |
| 51 - 55 | | | | 1 | | 1 | | 5 | | 11 | | 16 |
| 56 - 60 | | | | | | | 1 | 7 | | 2 | 1 | 9 |
| 61 and up | | | | | | | | | | | | |
| Total | | 10 | | 8 | | 18 | 13 | 187 | 7 | 223 | 20 | 410 |

KATO Hideo
Chief of Preventive Medicine Sec.,
Ishikawa Prefectural Government

DECLASSIFIED E.O. 12065 SECTION 3-402/NNDG NO. 775013

DECLASSIFIED E.O. 12065 SECTION 3-402/NNDG NO. 775013

Ishikawa Public Health Section,

TO : T.B. Control Report.

Reported by: Tsubata Public Health Nurse.

A. Report on T.B. patients break down of treatments.

For the month of Dec. 194

| Grades of Treatment | Month | | | | | | Total for the year | | | | | |
|---|---|---|---|---|---|---|---|---|---|---|---|---|
| | Male | | Female | | Total | | Male | | Female | | Total | |
| c. for closed. o. for open | c | o | c | o | c | o | c | o | c | o | c | o |
| Turned in Sanatorium | | 4 | | 3 | | 7 | | 39 | | 19 | | 58 |
| Under Guidance by Public Health Center | | | | | | | | 10 | | 7 | | 17 |
| " Individual Doctors | | 2 | | 10 | | 12 | | 127 | | 112 | | 239 |
| " Public Health Nurses | | | | | | | | 1 | | 1 | | 2 |
| Pneumothorax or other surgical treatment | | | | | | | | | | | | |
| By other treatment | | | | | | | | | | | | |
| Not been taken care of | | | | | | | | | | | | |
| Total | | 6 | | 13 | | 19 | | 177 | | 139 | | 316 |

A. Report on Tub...

For the month of Dec. 194

| Grades of Treatment | Month | | | | | | Total for the year | | | | | |
|---|---|---|---|---|---|---|---|---|---|---|---|---|
| | Male | | Female | | Total | | Male | | Female | | Total | |
| c. for closed, o. for open | c | o | c | o | c | o | c | o | c | o | c | o |
| Turned in Sanatorium | | 4 | | 3 | | 7 | | 39 | | 19 | | 58 |
| Under Guidance by Public Health Center | | | | | | | | 10 | | 7 | | 17 |
| " Individual Doctors | | 2 | | 10 | | 12 | | 127 | | 112 | | 239 |
| " Public Health Nurses | | | | | | | | 1 | | 1 | | 2 |
| Pneumothorax or other surgical treatment | | | | | | | | | | | | |
| By other treatment | | | | | | | | | | | | |
| Not been taken care of | | | | | | | | | | | | |
| Total | | 6 | | 13 | | 19 | | 177 | | 139 | | 316 |

B. Tracing of Patients

| Development | Month | | | | | | Total for the year | | | | | |
|---|---|---|---|---|---|---|---|---|---|---|---|---|
| | Male | | Female | | Total | | Male | | Female | | Total | |
| | c | o | c | o | c | o | c | o | c | o | c | o |
| Cured | | | | | | | | 3 | | 3 | | 6 |
| Died | | 1 | | 2 | | 3 | | 21 | | 18 | | 39 |
| Transfered | | | | | | | | | | | | |
| Total | | 1 | | 2 | | 3 | | 24 | | 21 | | 45 |

DECLASSIFIED E.O. 12065 SECTION 3-402/NNDG NO. 775013

C. Report on T. B. patients break down by age groups

| Age groups | Month | | | | | | Total for the year | | | | | |
|---|---|---|---|---|---|---|---|---|---|---|---|---|
| | Male | | Female | | Total | | Male | | Female | | Total | |
| | C | O | C | O | C | O | C | O | C | O | C | O |
| 1 - 5 | | | | | | | | 2 | | 8 | | 10 |
| 6 - 10 | | | | 1 | | 1 | | 7 | | 3 | | 10 |
| 11 - 15 | | | | 2 | | 2 | | 5 | | 7 | | 12 |
| 16 - 20 | | 1 | | 4 | | 5 | | 18 | | 18 | | 36 |
| 21 - 25 | | 1 | | 3 | | 4 | | 37 | | 39 | | 76 |
| 26 - 30 | | | | 1 | | 1 | | 38 | | 24 | | 62 |
| 31 - 35 | | 2 | | 1 | | 3 | | 20 | | 20 | | 40 |
| 36 - 40 | | | | | | | | 22 | | 4 | | 26 |
| 41 - 45 | | | | 1 | | 1 | | 10 | | 3 | | 13 |
| 46 - 50 | | | | | | | | 4 | | 2 | | 6 |
| 51 - 55 | | | | | | | | | | 6 | | 6 |
| 56 - 60 | | | | | | | | 9 | | 1 | | 10 |
| 61 and up | | 2 | | | | 2 | | 4 | | 1 | | 5 |
| Total | | 6 | | 13 | | 19 | | 196 | | 136 | | 312 |

KATO Hideo
Chief of Preventive Medicine Sec.,
Ishikawa Prefectural Government

DECLASSIFIED E.O. 12065 SECTION 3-402/NNDG NO. 775013

DECLASSIFIED E.O. 12065 SECTION 3-402/NNDG NO. 775013

Section,
Ishikawa Public Health Depar[illegible].

TO : T.B. Control Report.

Reported by: Uoetsu Public Health Nurse.

A. Report on T.B. patients break down by treatments.

For the month of Dec. 1948

| Grades of Treatment | Month | | | | | | Total for the year | | | | | |
|---|---|---|---|---|---|---|---|---|---|---|---|---|
| | Male | | Female | | Total | | Male | | Female | | Total | |
| | c | o | c | o | c | o | c | o | c | o | c | o |
| c. for closed. o. for open | | | | | | | 3 | | 2 | 1 | 5 | 1 |
| Turned in Sanatorium | | | | | | | | | | | | |
| Under Guidance by Public Health Center | 3 | | | | 3 | | 20 | 2 | 22 | 4 | 42 | 6 |
| " Individual Doctors | 2 | | 2 | | 4 | | 47 | 15 | 43 | 17 | 90 | 32 |
| " Public Health Nurses | | | | | | | | | | 3 | | 3 |
| Pneumothorax or other surgical treatment | 2 | 3 | 27 | 2 | 29 | 5 | 22 | 3 | 82 | 10 | 104 | 13 |
| By other treatment | 40 | | 40 | 9 | 80 | 9 | 128 | | 292 | 38 | 420 | 38 |
| Not been taken care of | | | | | | | | | | | | |
| Total | 47 | 3 | 69 | 11 | 116 | 14 | 220 | 20 | 441 | 73 | 661 | 93 |

B. Trains of Patients

| Grades of Treatment | Month | | | | | | Total for the Year | | | | | |
|---|---|---|---|---|---|---|---|---|---|---|---|---|
| | Male | | Female | | Total | | Male | | Female | | Total | |
| | c | o | c | o | c | o | c | o | c | o | c | o |
| c. for closed, o. for open | | | | | | | | | | | | |
| Turned in Sanatorium | | | | | | | 3 | | 2 | 1 | 5 | 1 |
| Under Guidance by Public Health Center | 3 | | | | 3 | | 20 | 2 | 22 | 4 | 42 | 6 |
| " Individual Doctors | 2 | | 2 | | 4 | | 47 | 15 | 43 | 17 | 90 | 32 |
| " Public Health Nurses | | | | | | | | | | 3 | | 3 |
| Pneumothorax or other surgical treatment | 2 | 3 | 27 | 2 | 29 | 5 | 22 | 3 | 82 | 10 | 104 | 13 |
| By other treatment | 40 | | 40 | 9 | 80 | 9 | 128 | | 292 | 38 | 420 | 38 |
| Not been taken care of | | | | | | | | | | | | |
| Total | 47 | 3 | 69 | 11 | 116 | 14 | 220 | 20 | 441 | 73 | 661 | 93 |

B. Tracing of Patients

| Development | Month | | | | | | Total for the Year | | | | | |
|---|---|---|---|---|---|---|---|---|---|---|---|---|
| | Male | | Female | | Total | | Male | | Female | | Total | |
| | c | o | c | o | c | o | c | o | c | o | c | o |
| Cured | | | | | | | | | 3 | | 3 | |
| Died | 1 | | | | 1 | | 5 | 12 | 2 | 8 | 7 | 20 |
| Transferred | | | | | | | | | | | | |
| Total | 1 | | | | 1 | | 5 | 12 | 5 | 8 | 10 | 20 |

DECLASSIFIED E.O. 12065 SECTION 3-402/NNDG NO. 775013

C. Report on T. B. patients break down by age groups

| Age groups | Month | | | | | | Total for the year | | | | | |
|---|---|---|---|---|---|---|---|---|---|---|---|---|
| | Male | | Female | | Total | | Male | | Female | | Total | |
| | c | o | c | o | c | o | c | o | c | o | c | o |
| 1 - 5 | | | | | | | 3 | | 2 | | 5 | |
| 6 - 10 | | | | | | | 5 | | 8 | 4 | 13 | 4 |
| 11 - 15 | | | 1 | | 1 | | 3 | | 10 | 1 | 13 | 1 |
| 16 - 20 | | | | | | | 7 | 1 | 9 | 4 | 16 | 5 |
| 21 - 25 | 2 | | | | 2 | | 14 | 2 | 10 | 5 | 24 | 7 |
| 26 - 30 | | | | | | | 10 | 2 | 6 | 2 | 16 | 4 |
| 31 - 35 | | | | | | | 4 | 3 | 2 | 3 | 6 | 6 |
| 36 - 40 | | | | | | | 4 | 3 | 2 | 4 | 6 | 7 |
| 41 - 45 | | | 1 | | 1 | | | 3 | 2 | 2 | 2 | 5 |
| 46 - 50 | | | | | | | | | 2 | 2 | 2 | 2 |
| 51 - 55 | | | | | | | 4 | 2 | | | 4 | 2 |
| 56 - 60 | | | | | | | 3 | | | | 3 | |
| 61 and up | | | | | | | | 3 | 2 | | 2 | 3 |
| Total | 2 | | 2 | | 4 | | 57 | 19 | 55 | 27 | 112 | 46 |

KATO Hideo
Chief of Preventive Medicine Sec.,
Ishikawa Prefectural Government

DECLASSIFIED E.O. 12065 SECTION 3-402/NNDG NO. 775013

DECLASSIFIED E.O. 12065 SECTION 3-402/NNDG NO. 775013

Ishikawa Public Health Depart. Section;

TO : T.B. Control Report.

Reported by: Monzen Public Health Inster.

A. Report on T.B. patients break down of treatments.

For the month of Dec. 194

| Grades of Treatment | Month | | | | | | Total for the year | | | | | |
|---|---|---|---|---|---|---|---|---|---|---|---|---|
| | Male | | Female | | Total | | Male | | Female | | Total | |
| | c. for closed. o. for open | c | o | c | o | c | o | c | o | c | o | c | o |
| Turned in Sanatorium | | | | | | | 2 | | | | 2 | |
| Under Guidance by Public Health Center | | | | | | | 5 | 12 | | 10 | 5 | 22 |
| " Individual Doctors | | 1 | | | | 1 | | 5 | 2 | 5 | 5 | 10 | 7 |
| " Public Health Nurses | | | | | | | | 4 | | 1 | | 5 | |
| Pneumothorax or other surgical treatment | | | | | | | | | | | | | |
| By other treatment | | | | | | | | | | | | | |
| Not been taken care of | | | | | | | | | | | | | |
| Total | | 1 | | | | 1 | | 16 | 14 | 6 | 15 | 22 | 29 |

For the month of

| Grades of Treatment | Month | | | | | | Total for the year | | | | | |
|---|---|---|---|---|---|---|---|---|---|---|---|---|
| | Male | | Female | | Total | | Male | | Female | | Total | |
| c. for closed. o. for open | c | o | c | o | c | o | c | o | c | o | c | o |
| Turned in Sanatorium | | | | | | | 2 | | | | 2 | |
| Under Guidance by Public Health Center | | | | | | | 5 | 12 | | 10 | 5 | 22 |
| " Individual Doctors | 1 | | | | 1 | | 5 | 2 | 5 | 5 | 10 | 7 |
| " Public Health Nurses | | | | | | | 4 | | 1 | | 5 | |
| Pneumothorax or other surgical treatment | | | | | | | | | | | | |
| By other treatment | | | | | | | | | | | | |
| Not been taken care of | | | | | 1 | | 16 | 14 | 6 | 15 | 22 | 29 |
| Total | 1 | | | | 1 | | | | | | | |

B. Tracing of Patients

| Development | Month | | | | | | Total for the year | | | | | |
|---|---|---|---|---|---|---|---|---|---|---|---|---|
| | Male | | Female | | Total | | Male | | Female | | Total | |
| | c | o | c | o | c | o | c | o | c | o | c | o |
| Cured | | | | | | | | | | | | |
| Died | 2 | | | | 2 | | 10 | | | | 10 | |
| Transfered | | | | | | | | | | | | |
| Total | 2 | | | | 2 | | 10 | | | | 10 | |

DECLASSIFIED E.O. 12065 SECTION 3-402/NNDG NO. 775013

C. Report on T. B. patients break down by age groups

| Age groups | Month | | | | | | Total for the year | | | | | |
|---|---|---|---|---|---|---|---|---|---|---|---|---|
| | Male | | Female | | Total | | Male | | Female | | Total | |
| | c | o | c | o | c | o | c | o | c | o | c | o |
| 1 - 5 | | | | | | | | | | | | |
| 6 - 10 | | | | | | | | 1 | | | | 1 |
| 11 - 15 | | | | | | | | 3 | | 2 | | 5 |
| 16 - 20 | | | | | | | | 3 | 1 | | 1 | 3 |
| 21 - 25 | | | | | | | 3 | 3 | 2 | 4 | 5 | 7 |
| 26 - 30 | 1 | | | | 1 | | 6 | 2 | 2 | 5 | 8 | 7 |
| 31 - 35 | | | | | | | 2 | | | 1 | 2 | 1 |
| 36 - 40 | | | | | | | 2 | 1 | | | 2 | 1 |
| 41 - 45 | | | | | | | 2 | | 1 | | 3 | |
| 46 - 50 | | | | | | | 1 | 1 | | 3 | 1 | 4 |
| 51 - 55 | | | | | | | | | | | | |
| 56 - 60 | | | | | | | | | | | | |
| 61 and up | | | | | | | | | | | | |
| Total | 1 | | | | 1 | | 16 | 14 | 6 | 15 | 22 | 29 |

CAIO Hideo
Chief of Preventive Medicine Sec.,
Ishikawa Prefectural Government

DECLASSIFIED E.O. 12065 SECTION 3-402/NNDG NO. 775013

DECLASSIFIED E.O. 12065 SECTION 3-402/NNDG NO. 775013

~~SUBJECT: Chief of Preventive Medicine~~ Section,
Ishikawa Public Health Department.

TO : T.B. Control Report.

Reported by Suzu ~~Public Health Center~~.

A. Report on T.B. patients break down by treatments.

For the month of Dec. 1948

| Grades of Treatment | Month | | | | | | Total for the year | | | | | |
|---|---|---|---|---|---|---|---|---|---|---|---|---|
| | Male | | Female | | Total | | Male | | Female | | Total | |
| c. for closed, o. for open | c | o | c | o | c | o | c | o | c | o | c | o |
| Turned in Sanatorium | | | | | | | | | | | | |
| Under Guidance by Public Health Center | | | | | | | 1 | 17 | 3 | 15 | 4 | 32 |
| " Individual Doctors | 7 | 2 | 2 | | 9 | 2 | 36 | 49 | 30 | 25 | 66 | 74 |
| " Public Health Nurses | 5 | 2 | 1 | 6 | 6 | 8 | 42 | 68 | 26 | 41 | 68 | 109 |
| Pneumothorax or other surgical treatment | | | | | | | | | | | | |
| By other treatment | | | | | | | | 35 | | 51 | | 86 |
| Not been taken care of | | | | | | | | | | | | |
| Total | 12 | 4 | 3 | 6 | 15 | 10 | 79 | 169 | 59 | 132 | 138 | 301 |

| Grades of Treatment | Month | | | | | | Total for the year | | | | | |
|---|---|---|---|---|---|---|---|---|---|---|---|---|
| | Male | | Female | | Total | | Male | | Female | | Total | |
| | c | o | c | o | c | o | c | o | c | o | c | o |
| c. for closed, o. for open | | | | | | | | | | | | |
| Turned in Sanatorium | | | | | | | | | | | | |
| Under Guidence by Public Health Center | | | | | | | 1 | 17 | 3 | 15 | 4 | 32 |
| " Individual Doctors | 7 | 2 | 2 | | 9 | 2 | 36 | 49 | 30 | 25 | 66 | 74 |
| " Public Health Nurses | 5 | 2 | 1 | 6 | 6 | 8 | 42 | 68 | 26 | 41 | 68 | 109 |
| Pneumothorax or other surgical treatment | | | | | | | | | | | | |
| By other treatment | | | | | | | | 35 | | 51 | | 86 |
| Not been taken care of | | | | | | | | | | | | |
| Total | 12 | 4 | 3 | 6 | 15 | 10 | 79 | 169 | 59 | 132 | 138 | 301 |

B. Trends of Patients

| Development | Month | | | | | | Total for the year | | | | | |
|---|---|---|---|---|---|---|---|---|---|---|---|---|
| | Male | | Female | | Total | | Male | | Female | | Total | |
| | c | o | c | o | c | o | c | o | c | o | c | o |
| Cured | | | | | | | 1 | | | | 1 | |
| Died | 4 | 2 | 3 | | 7 | 1 | 25 | 8 | 21 | 6 | 46 | 14 |
| Transfered | | | | | | | 1 | | 1 | | 2 | |
| Total | 4 | 2 | 3 | | 7 | 1 | 27 | 8 | 22 | 6 | 49 | 14 |

DECLASSIFIED E.O. 12065 SECTION 3-402/NNDG NO. 775013

C. Report on T.B. patients break down by age groups

| Age groups | Month | | | | | | Total for the year | | | | | |
|---|---|---|---|---|---|---|---|---|---|---|---|---|
| | Male | | Female | | Total | | Male | | Female | | Total | |
| | c | o | c | o | c | o | c | o | c | o | c | o |
| 1 - 5 | | | | | | | | | | 2 | | 2 |
| 6 - 10 | | | | | | | 1 | 3 | 2 | 5 | 3 | 8 |
| 11 - 15 | 1 | | | | 1 | | 3 | | 3 | 5 | 6 | 5 |
| 16 - 20 | | | | | | | 2 | 12 | 7 | 3 | 9 | 15 |
| 21 - 25 | 2 | 2 | 1 | | 3 | 2 | 8 | 15 | 7 | 5 | 15 | 20 |
| 26 - 30 | | | | | | | 6 | 9 | 3 | 6 | 9 | 15 |
| 31 - 35 | 2 | | 1 | | 3 | | 3 | 3 | 5 | 7 | 8 | 10 |
| 36 - 40 | | | | | | | 2 | 7 | 5 | 2 | 7 | 9 |
| 41 - 45 | | | | | | | 3 | 7 | 1 | | 4 | 7 |
| 46 - 50 | 1 | | | | 1 | | 3 | 6 | | | 3 | 6 |
| 51 - 55 | | | | | | | 1 | 1 | | 1 | 1 | 2 |
| 56 - 60 | | | | | | | | 1 | | | | 1 |
| 61 and up | 1 | | | | 1 | | 3 | | | 1 | 3 | 1 |
| Total | 7 | 2 | 2 | | 9 | 2 | 35 | 64 | 33 | 37 | 68 | 101 |

KATO Hideo
Chief of Preventive Medicine Sec.,
Ishikawa Prefectural Government

DECLASSIFIED E.O. 12065 SECTION 3-402/NNDS No. 775013

DECLASSIFIED E.O. 12065 SECTION 3-402/NNDG NO. 775013

[illegible] Section,
Ishikawa Public Health Department.

TO : T.B. Control Report.

Reported by Hakui Public Health Center.

A. Report on T.B. patients break down by treatments.

For the month of Dec. 1948

| Grades of Treatment | Month | | | | | | Total for the year | | | | | |
|---|---|---|---|---|---|---|---|---|---|---|---|---|
| | Male | | Female | | Total | | Male | | Female | | Total | |
| c. for closed, o. for open | c | o | c | o | c | o | c | o | c | o | c | o |
| Turned in Sanatorium | 2 | | | | 2 | | 3 | | | | 3 | |
| Under Guidance by Public Health Center | | | | | | | | | | | | |
| " " Individual Doctors | | | | | | | | | | | | |
| " Public Health Nurses | 7 | 9 | 5 | 8 | 12 | 17 | 47 | 69 | 45 | 69 | 92 | 138 |
| Pneumothorax or other surgical treatment | | | | | | | | | | | | |
| By other treatment | | | | | | | | | | | | |
| Not been taken care of | | | | | | | | | | | | |
| Total | 9 | 9 | 5 | 8 | 14 | 17 | 50 | 69 | 45 | 69 | 95 | 138 |

| Grades of Treatment | Month | | | | | | Total for the year | | | | | |
|---|---|---|---|---|---|---|---|---|---|---|---|---|
| | Male | | Female | | Total | | Male | | Female | | Total | |
| c. for closed, o. for open | c | o | c | o | o | o | c | o | c | o | c | o |
| Turned in Sanatorium | 2 | | | | 2 | | 3 | | | | 3 | |
| Under Guidance by Public Health Center | | | | | | | | | | | | |
| " " Individual Doctors | | | | | | | | | | | | |
| " Public Health Nurses | 7 | 9 | 5 | 8 | 12 | 17 | 47 | 69 | 45 | 69 | 92 | 138 |
| Pneumothorax or other surgical treatment | | | | | | | | | | | | |
| By other treatment | | | | | | | | | | | | |
| Not been taken care of | | | | | | | | | | | | |
| Total | 9 | 9 | 5 | 8 | 14 | 17 | 50 | 69 | 45 | 69 | 75 | 138 |

B. Tracing of Patients

| Development | Month | | | | | | Total for the year | | | | | |
|---|---|---|---|---|---|---|---|---|---|---|---|---|
| | Male | | Female | | Total | | Male | | Female | | Total | |
| | c | o | c | o | c | o | c | o | c | o | c | o |
| Cured | | | | | | | | 11 | 1 | 1 | 1 | 12 |
| Died | 3 | | | | 3 | | 12 | 2 | 5 | 2 | 17 | 4 |
| Transfered | | | | | | | 5 | 1 | | 2 | 5 | 3 |
| Total | 3 | | | | 3 | | 17 | 14 | 6 | 5 | 23 | 19 |

DECLASSIFIED E.O. 12065 SECTION 3-402/NNDG NO. 775013

C. Report on T. B. patients break down by age groups

| Age groups | Month | | | | | | Total for the year | | | | | |
|---|---|---|---|---|---|---|---|---|---|---|---|---|
| | Male | | Female | | Total | | Male | | Female | | Total | |
| | c | o | c | o | c | o | c | o | c | o | c | o |
| 1 - 5 | | | | | | | | 2 | | 2 | | 4 |
| 6 - 10 | | | | | | | | 1 | 1 | 2 | 1 | 3 |
| 11 - 15 | | | | | | | | 1 | 1 | 2 | 1 | 3 |
| 16 - 20 | | | | | | | 6 | 8 | 4 | 2 | 10 | 10 |
| 21 - 25 | | | | | | | 9 | 8 | 6 | 9 | 15 | 17 |
| 26 - 30 | | | | | | | 8 | 2 | 2 | 7 | 10 | 9 |
| 31 - 35 | | | | | | | 3 | 5 | 3 | 2 | 6 | 7 |
| 36 - 40 | | | | | | | 2 | 5 | | 2 | 2 | 7 |
| 41 - 45 | | | | | | | 2 | 3 | 3 | 2 | 5 | 5 |
| 46 - 50 | | | 1 | | 1 | | 1 | | 1 | 2 | 2 | 2 |
| 51 - 55 | | | | | | | | | | | | |
| 56 - 60 | | | | | | | 1 | | 1 | | 2 | |
| 61 and up | | | | | | | | | | | | |
| Total | | | 1 | | 1 | | 32 | 35 | 22 | 32 | 54 | 67 |

KATO Hideo
Chief of Preventive Medicine Sec.,
Ishikawa Prefectural Government

DECLASSIFIED E.O. 12065 SECTION 3-402/NNDG NO. 775013

DECLASSIFIED E.O. 12065 SECTION 3-402/NNDG NO. 775013

[illegible] Section,
Ishikawa Public Health Department.

[illegible] T.B. Control Report.

Reported by Togi ~~Public Health Center~~.

Report on T.B. patients break down by treatments.

For the month of Dec 1948

| Grades of Treatment | Month | | | | | | Total for the year | | | | | |
|---|---|---|---|---|---|---|---|---|---|---|---|---|
| | Male | | Female | | Total | | Male | | Female | | Total | |
| c. for closed. o. for open | c | o | c | o | c | o | c | o | c | o | c | o |
| Turned in Sanatorium | | | | | | | | | | | | |
| Under Guidance by Public Health Center | 2 | 3 | 4 | 10 | 6 | 13 | 26 | 39 | 47 | 48 | 73 | 87 |
| " Individual Doctors | 4 | 2 | 3 | 5 | 7 | 7 | 62 | 53 | 52 | 66 | 114 | 119 |
| " Public Health Nurses | 12 | 10 | 24 | 23 | 36 | 33 | 129 | 141 | 171 | 176 | 300 | 317 |
| Pneumothorax or other surgical treatment | | | | | | | | | | | | |
| By other treatment | | | | | | | | | | | | |
| Not been taken care of | | | | | | | | | | | | |
| Total | 18 | 15 | 31 | 38 | 49 | 53 | 217 | 233 | 270 | 290 | 487 | 523 |

A. Report on T.B. patients break down of treatments.

For the month of Dec 1948

| Grades of Treatment | Month | | | | | | Total for the year | | | | | |
|---|---|---|---|---|---|---|---|---|---|---|---|---|
| | Male | | Female | | Total | | Male | | Female | | Total | |
| c. for closed. o. for open | c | o | c | o | c | o | c | o | c | o | c | o |
| Turned in Sanatorium | | | | | | | | | | | | |
| Under Guidance by Public Health Center | 2 | 3 | 4 | 10 | 6 | 13 | 36 | 39 | 47 | 48 | 73 | 87 |
| " Individual Doctors | 4 | 2 | 3 | 5 | 7 | 7 | 62 | 53 | 52 | 66 | 114 | 119 |
| " Public Health Nurses | 12 | 10 | 24 | 23 | 36 | 33 | 129 | 141 | 171 | 176 | 300 | 317 |
| Pneumothorax or other surgical treatment | | | | | | | | | | | | |
| By other treatment | | | | | | | | | | | | |
| Not bear treatment of | | | | | | | | | | | | |
| Total | 18 | 15 | 31 | 38 | 49 | 53 | 217 | 233 | 270 | 290 | 487 | 523 |

B. Tracing of Patients

| Development | Month | | | | | | Total for the year | | | | | |
|---|---|---|---|---|---|---|---|---|---|---|---|---|
| | Male | | Female | | Total | | Male | | Female | | Total | |
| | c | o | c | o | c | o | c | o | c | o | c | o |
| Cured | | | | | | | | | | 2 | | 2 |
| Died | | | | | | | 1 | 2 | 1 | 3 | 2 | 5 |
| Transfered | | | | | | | | | | | | |
| Total | | | | | | | 1 | 2 | 1 | 5 | 2 | 7 |

DECLASSIFIED E.O. 12065 SECTION 3-402/NNDG NO. 715013

C. Report on T. B. patients break down by age groups

| Age groups | Month | | | | | | Total for the year | | | | | |
|---|---|---|---|---|---|---|---|---|---|---|---|---|
| | Male | | Female | | Total | | Male | | Female | | Total | |
| | c | o | c | o | c | o | c | o | c | o | c | o |
| 1 - 5 | | | | | | | | | | 1 | | 1 |
| 6 - 10 | | | | | | | | | | | | |
| 11 - 15 | | | | | | | | | | 1 | | 1 |
| 16 - 20 | | | | | | | 1 | | | 2 | 1 | 2 |
| 21 - 25 | 1 | | | 1 | 1 | 1 | 2 | | | 4 | 2 | 4 |
| 26 - 30 | | | | | | | | | | | | |
| 31 - 35 | | | | | | | 2 | 3 | | 1 | 2 | 4 |
| 36 - 40 | | | | | | | | | | 3 | | 3 |
| 41 - 45 | | | | | | | 1 | 1 | | | 1 | 1 |
| 46 - 50 | | | | | | | | | | | | |
| 51 - 55 | | | | | | | | | | | | |
| 56 - 60 | | | | | | | | | | | | |
| 61 and up | | | | | | | | | | | | |
| Total | 1 | | | 1 | 1 | 1 | 6 | 4 | | 12 | 6 | 16 |

KATO Hideo
Chief of Preventive Medicine Sec.,
Ishikawa Prefectural Government

DECLASSIFIED E.O. 12065 SECTION 3-402/NNDC NO. 715013

DECLASSIFIED E.O. 12065 SECTION 3-402/NNDG NO. 775013

[illegible] Section,
Ishikawa Public Health Department.

TO : T.B. Control Report.

Reported by: Total (P.H.C.) ~~Public Health Center~~.

4. Report on T.B. patients break down by treatments.

For the month of November 1948

| Grades of Treatment | Month | | | | | | Total for the year | | | | | |
|---|---|---|---|---|---|---|---|---|---|---|---|---|
| | Male | | Female | | Total | | Male | | Female | | Total | |
| c. for closed, o. for open | c | o | c | o | c | o | c | o | c | o | c | o |
| Turned in Sanatorium | 13 | 17 | 11 | 10 | 24 | 27 | 205 | 91 | 117 | 48 | 322 | 139 |
| Under Guidance by Public Health Center | 24 | 129 | 29 | 61 | 53 | 190 | 330 | 1013 | 258 | 641 | 588 | 1654 |
| " " Individual Doctors | 193 | 115 | 118 | 108 | 311 | 223 | 1348 | 1391 | 995 | 1329 | 2343 | 2720 |
| " Public Health Nurses | 32 | 89 | 41 | 89 | 73 | 178 | 263 | 912 | 263 | 880 | 526 | 1792 |
| Pneumothorax or other surgical treatment | 34 | 68 | 33 | 21 | 67 | 89 | 256 | 624 | 182 | 113 | 438 | 737 |
| By other treatment | 24 | 76 | 78 | 72 | 102 | 148 | 132 | 606 | 280 | 523 | 412 | 1129 |
| Not been taken care of | | | | | | | | | | | | |
| Total | 320 | 494 | 310 | 361 | 630 | 855 | 2534 | 4637 | 2095 | 3534 | 4629 | 8171 |

B. Tracing of Patients

| Grades of Treatment | Month | | | | | | Total for the year | | | | | |
|---|---|---|---|---|---|---|---|---|---|---|---|---|
| | Male | | Female | | Total | | Male | | Female | | Total | |
| c. for closed. o. for open | c | o | c | o | c | o | c | o | c | o | c | o |
| Turned in Sanatorium | 13 | 17 | 11 | 10 | 24 | 27 | 205 | 91 | 117 | 48 | 322 | 139 |
| Under Guidance by Public Health Center | 24 | 129 | 29 | 61 | 53 | 190 | 330 | 1013 | 258 | 641 | 588 | 1654 |
| " Individual Doctors | 193 | 115 | 118 | 108 | 311 | 223 | 1348 | 1391 | 995 | 1329 | 2343 | 2720 |
| " Public Health Nurses | 32 | 89 | 41 | 89 | 73 | 178 | 263 | 712 | 263 | 880 | 526 | 1592 |
| Pneumothorax or other surgical treatment | 34 | 68 | 33 | 21 | 67 | 89 | 256 | 624 | 182 | 113 | 438 | 737 |
| By other treatment | 24 | 76 | 78 | 72 | 102 | 148 | 132 | 606 | 280 | 523 | 412 | 1129 |
| Not been taken care of | | | | | | | | | | | | |
| Total | 320 | 494 | 310 | 361 | 630 | 855 | 2534 | 4637 | 2095 | 3534 | 4629 | 8171 |

B. Tracing of Patients

| Development | Month | | | | | | Total for the year | | | | | |
|---|---|---|---|---|---|---|---|---|---|---|---|---|
| | Male | | Female | | Total | | Male | | Female | | Total | |
| | c | o | c | o | c | o | c | o | c | o | c | o |
| Cured | 5 | 8 | | 7 | 5 | 15 | 11 | 63 | 8 | 50 | 19 | 113 |
| Died. | 39 | 6 | 31 | 5 | 70 | 11 | 270 | 149 | 200 | 129 | 470 | 278 |
| Transferred | | | | | | | 11 | 9 | 10 | 16 | 21 | 25 |
| Total | 44 | 14 | 31 | 12 | 75 | 26 | 292 | 221 | 218 | 195 | 510 | 416 |

DECLASSIFIED E.O. 12065 SECTION 3-402/NNDC NO. 775013

DECLASSIFIED E.O. 12065 SECTION 3-402/NNDC NO. 775013

C. Report on T.B. patients break down by age groups

| Age groups | Month | | | | | | Total for the year | | | | | |
|---|---|---|---|---|---|---|---|---|---|---|---|---|
| | Male | | Female | | Total | | Male | | Female | | Total | |
| | a | b | c | a | c | c | c | b | c | b | c | b |
| 1 - 5 | 2 | 6 | 3 | 1 | 5 | 7 | 21 | 58 | 21 | 62 | 42 | 120 |
| 6 - 10 | 6 | 5 | 3 | 3 | 9 | 8 | 31 | 99 | 31 | 84 | 62 | 183 |
| 11 - 15 | | 6 | 7 | 1 | 7 | 7 | 32 | 92 | 52 | 112 | 84 | 204 |
| 16 - 20 | 26 | 20 | 20 | 14 | 46 | 34 | 195 | 237 | 164 | 221 | 359 | 458 |
| 21 - 25 | 50 | 36 | 29 | 32 | 79 | 68 | 433 | 401 | 295 | 446 | 728 | 847 |
| 26 - 30 | 35 | 28 | 34 | 18 | 69 | 46 | 306 | 292 | 263 | 319 | 569 | 611 |
| 31 - 35 | 28 | 4 | 24 | 18 | 52 | 22 | 228 | 205 | 153 | 207 | 381 | 412 |
| 36 - 40 | 16 | 14 | 10 | 7 | 26 | 21 | 134 | 167 | 97 | 130 | 231 | 297 |
| 41 - 45 | 8 | 9 | 9 | 5 | 17 | 14 | 125 | 112 | 68 | 85 | 193 | 197 |
| 46 - 50 | 16 | 2 | 4 | 3 | 20 | 5 | 76 | 59 | 30 | 45 | 106 | 104 |
| 51 - 55 | 7 | 3 | 1 | 3 | 8 | 6 | 61 | 39 | 31 | 42 | 92 | 81 |
| 56 - 60 | 1 | 1 | 1 | | 2 | 1 | 31 | 42 | 23 | 13 | 54 | 55 |
| 61 and up | 5 | 1 | 1 | 3 | 6 | 4 | 36 | 40 | 19 | 16 | 55 | 56 |
| TOTAL | 200 | 135 | 146 | 108 | 346 | 243 | 1709 | 1843 | 1227 | 1782 | 2936 | 3625 |

DECLASSIFIED E.O. 12065 SECTION 3-402/NNDC NO. 775013

~~Health Section,~~
Ishikawa Public Health Depar~~tment~~.

TO : T.B. Control Report.

Reported by: Kanazawa P. H. C.
~~Public Health Nurse.~~

A. Report on T.B. patients break down of treatments.

For the month of November 1948

| Grades of Treatment | Month | | | | | | Total for the year | | | | | |
|---|---|---|---|---|---|---|---|---|---|---|---|---|
| | Male | | Female | | Total | | Male | | Female | | Total | |
| | c. for closed, o. for open | c | o | c | o | c | o | c | o | c | o | c | o |
| Turned in Sanatorium | | | | | | | | | | | | |
| Under Guidance by Public Health Center | 15 | 94 | 18 | 36 | 33 | 130 | 193 | 593 | 111 | 223 | 304 | 816 |
| " Individual Doctors | 143 | 46 | 97 | 47 | 240 | 93 | 1093 | 744 | 750 | 694 | 1843 | 1438 |
| " Public Health Nurses | | 15 | | 13 | | 28 | 24 | 184 | 18 | 161 | 42 | 345 |
| Pneumothorax or other surgical treatment | 3 | 53 | | 5 | 3 | 58 | 30 | 494 | | 19 | 30 | 513 |
| By other treatment | | 5 | | 2 | | 7 | 8 | 100 | | 5 | 8 | 105 |
| Not been taken care of | | | | | | | | | | | | |
| Total | 161 | 213 | 115 | 103 | 276 | 316 | 1348 | 2115 | 879 | 1102 | 2227 | 3217 |

B. Types of Patients