

(1) Acquisition of vessel through the succession to the headship of a House or the succession to estate.

(2) Acquisition of vessel through the affiliation of corporations.

In Article LI, "or its acquisition" and "or the acquirer" shall be added after "the automobile" and "the owner" respectively, and the following one Paragraph shall be added in the Article.

The provisions mentioned in Paragraph 4 of Article L shall apply with the necessary modifications to the imposition of automobile tax against the acquisition of automobile mentioned in the preceding Paragraph. *Feb*

Article LI

2. Railway line tax shall be imposed on the owner of a tramway or a local railway established in accordance with Tramway Law of Local Railway Law against the tramway or local railway by the prefecture in which the concerned tramway or local railway has been established.

Article LI

3. Radio tax shall be imposed against a radio-receiver on the owner by the prefecture in which it is.

Article LI

4. Telephone subscription right tax shall be imposed against telephone subscription right or its acquisition on the owner of telephone subscription right or the acquirer by the prefecture in which the telephone is set. *The*



The provisions mentioned in Paragraph 4 of Article L shall apply with the necessary modifications to the imposition of telephon subscription right tax against the acquisition of telephone subscription right.

#### Article LVI

2. Amusement tax shall be imposed against the amusement, eating and drinking or lodging in a restaurant, assembly-room on hire, doffé, bar, hotel or other similar places to these on the actor by the prefecture in which the place of the act is located.

#### Article LVI

3. Bath-taking tax shall be imposed against the taking of a bath in a bathhouse of mineral spring on a bathing guest by the prefecture in which the bathhouse is located.

#### Article LVII

The city, town or village taxes to be permissible to impose as the surtax on prefectural tax are as follows:

1. Surtax on land tax.
2. Surtax on house tax.
3. Surtax on business tax.
4. Surtax on mine-lot tax.
5. Surtax on vessel tax.
6. Surtax on automobile tax.
7. Surtax on railway line tax.
8. Surtax on radio tax.
9. Surtax on telephone, subscription right tax.



10. Surtax on electric-pole tax.
11. Surtax on acquisition of immovable property tax.
12. Surtax on fishing-right tax.
13. Surtax on hunter tax.
14. Surtax on geigi tax.
15. Surtax on amusement tax.
16. Surtax on bath-taking tax.
17. Surtax on an independent tax in accordance with the provisions mentioned in Paragraph 2 of Article XLIV.

From Article LVIII to Article LX shall be deleted.

In Article LXI, "300% of the basic tax" shall read "standard imposition rate of surtax on land tax, surtax on house tax or surtax on business tax respectively (This means the rate corresponding to 12% of the rent value of land in surtax on land tax, 10.5% of the rent value of house in surtax on house tax and 7.5% of the net profit of business in surtax on business tax. The same shall apply hereinafter.)", and "360% of the basic tax" shall read "120% of respective standard imposition rate", and this Article shall be altered as Article LVIII.

Article LIX. The permission of the prefectural governor shall be obtained in cases where the imposition rate of the surtax on the mine-lot tax exceeds the rate corresponding to the rate mentioned in Paragraph 2 of Article XLIX.

Article LX. The imposition rate of surtax on land tax, surtax on house tax and surtax on business tax shall be decided



one and the same in the same city, town and or village, except when the permission of the prefectural governor has been obtained in case it is especially necessary to balance the burden of tax.

Article LXI. The imposition rate of surtax on prefectural taxes (except surtax on land tax, surtax on house tax, surtax on business tax and surtax on mine-lot tax) shall be decided one and the same in the same city, town and or village, except when there is a special necessity to balance the burden of tax.

Article LXII shall be deleted.

In Paragraph 1 of Article LXIII, "Dog tax" shall read "Dog tax and advertisement tax", "Article XLVIII" in Paragraph 2 of the Article shall read "Article XLIV" and this Article shall be altered as Article LXII.

Article LXIV shall read Article LXIII.

In Paragraph 1 of Article LXV, "April" shall read "October" and the Article shall be altered as Article LXIV.

In Article LXVI, "¥40" shall read "¥80", and "Article LXIV" shall read "Article LXIII" and this Article shall be altered as Article LXVI.

In Paragraph 1 of Article LXVII, "or its acquisition" and "or the acquirer" shall be added after "the boat of less than 20 gross tons" and "owner" respectively, and the following one Paragraph shall be added.

The Provisions mentioned in Paragraph 4 of Article 1 shall apply with the necessary modifications to the imposition of boat

tax

17



tax against the acquisition of the boat mentioned in Paragraph 1.

Article LXIII

2. Advertisement tax shall be imposed against an advertisement (except the advertisement through a copy of newspaper, magazine and book) on the advertiser by the city, town or village in which the article advertised has been published.

In Article LXXIV, "Articles from 49 to 56" and "Article 63" shall read "Articles from 46 to 56-3" and "Article 62" respectively.

Paragraph 1 of Article LXXV shall be amended to read as follows:

A prefecture may impose proportional rates on independent tax on prefectural tax less than 10% of independent tax on prefectural tax as the city-planning tax in order to defray the expenses necessary for the enforcement of City-planning Law. However, the proportional rates on land tax, proportional rates on house tax or proportional tax on business tax shall be less than 10% of land tax, house tax or business tax which has been computed with the standard imposition rate (with regard to the Business Tax under the provisions of the first Paragraph of Article 48-3, it means the amount obtained by multiplying by 7.5% the amount obtained by dividing the amount of the said tax by the rate of assessment of the Business Tax under Article 48 for the same fiscal year, this definition being omitted hereinafter).

In Paragraph of the Article, "and mine-lot tax" shall be added after "prefectural inhabitant tax", and Paragraph 3 of the

Article 18



Article shall be deleted.

Paragraph 1 of Article LXXVI shall be amended to read as follows:

A city, town or village may impose proportional rates on independent tax on prefectural tax and proportional rates on independent tax on city, town or village tax less than 30% of independent tax on prefectural tax and independent tax on city, town or village as the city-planning tax in order to defray the expenses necessary for the enforcement of City-planning Law. However, the proportional rates on land tax, proportional rates on house tax or proportional rates of business tax shall be less than 10% of land tax, house tax or business tax which has been computed with the standard imposition rate.

In Paragraph of the Article, "and mine-lot tax" shall be added after "prefectural inhabitant tax" and Paragraph 5 of the Article shall be deleted.

In Paragraph 1 of Article LXXVII, "and other undertakings profitable for the land" shall be added after "the undertaking concerning water-utilization", "water-utilization tax" shall read "water-utilization and land-profit tax", Paragraph 2 of the Article shall be deleted, and "water-utilization tax" in Paragraph 3 of the Article shall read "water-utilization and land-profit tax".

Paragraph 2 of Article LXXVIII shall be deleted, and in Paragraph 3 of the Article "Paragraph 3" shall read "Paragraph 2".

In Paragraph 2 of Article LXXX, "two hundred yen" shall read "two thousand yen", in Paragraphs 3 - 5 of the same Article, the

Administrative



"Administrative Litigation Court" shall read "Court", and in Paragraph 6 of the Article "Article 128 and 128-2, Prefectural Regulations" shall read "Article 257, Local Self-government Law".

In Article LXXXI, "national or" shall be deleted.

In Article LXXXIII and LXXXIV, "Imperial Ordinance" shall read "Government Ordinance".

In Paragraph 2 of Article LXXXV, "the area in which a ward is created", "Article XLIV", and "200%, 240% shall be "500%, 600% respectively" shall read "the area in which a special ward is created and Special City", "Paragraph 1, Article XLVIII-4", and "12%, 10.5% or 7.5% shall be 24%, 21% or 17%" respectively.

In Paragraph 3 of Article LXXXV, "the area in which a ward is created", "Article XLVIII" and "the 10% mentioned in the same Article shall be 20%" shall read "the area in which special ward is created", "Article XLIX" and "2 yen and 4 yen shall be 4 yen and 8 yen" respectively.

In Paragraph 1 of Article LXXXV-4, "Tokyo Metropolis in which a ward is established", "Article 48-IV", "sixty yen", "Article 48-II", and "forty yen multiplied by the number of tax obligors in the area, in which a ward is established" shall read "Tokyo Metropolis in which a special ward is established", "Article 45-III", "one hundred yen", "Article 45" and "eighty yen multiplied by the number of tax obligors in the area, in which Special ward is established" respectively; and the following one Paragraph shall be added in the Article.

In



In a special city, in the case of application with necessary modifications of the provisions mentioned in Item 1, Paragraph 3 of Article XLV, "one hundred and twenty yen" mentioned in the Article shall read "two hundred yen".

In Paragraph 1 of Article LXXXV-5, "area in which a ward is established", "Article 48", and "dog tax" shall read "area in which special ward is established and a Special City", "Article 44" and "dog tax and advertisement tax" respectively, and "or special city tax" shall be added after "Tokyo Metropolis taxes" and in Paragraph 2 of the Article, "a ward" shall read "special ward".

In Paragraph 6 of Article LXXXV, "Article 73" and "the area in which a ward is established" shall read "Article 73-2" and "the area in which special ward is established" respectively.

Article LXXXV-7 In so far as the application with the necessary modifications of the provisions mentioned in Paragraph 1 of Article 75 is concerned, in the area of Tokyo Metropolis in which special ward is established and Special City, "10% mentioned in the Paragraph shall read "20% (30% on the independent tax mentioned in Article 85-5).

In Article LXXXV-8, "in its area in which a ward is established" shall read "in its area in which special ward is established and Special City".

Article LXXXV-9 shall be deleted.

In Article LXXX-10, "in its area in which a ward is established" shall read "in its area in which special ward is established and  
Special



Special City", and the Article shall be altered as Article LXXXV-9.

In Article LXXXV-11, "a ward of Tokyo Metropolis" and "the ward tax" shall read "Special ward of Tokyo Metropolis" and "special ward tax" respectively, and the Article shall be altered as Article LXXXV-10.

In Paragraph 1 of Article LXXXV-12, "ward" shall read "special ward" and the Article shall be altered as Article LXXXV-11.

In Paragraph 1 of Article LXXXV-13, "ward tax" shall read "special ward tax", and in Paragraph 2 of the Article, "a ward, the chief of a ward, a government official attached to a ward, a Metropolitan officer attached to a ward or an officer of a ward, the assembly of a ward or a byelaw of a ward" shall read "special ward, the chief of special ward, a Metropolitan officer attached to special ward or an officer of special ward, the assembly of special ward or a byelaw of special ward", and the Article shall be altered as Article LXXXV-12.

In Article LXXXV-14, "a ward tax in a ward of Tokyo Metropolis" shall read "special ward tax in special ward of Tokyo Metropolis", "Imperial Ordinance" shall read "Government Ordinance", and the Article shall be altered as Article LXXXV-13.

In Article LXXXVI, "Imperial Ordinance" shall read "Government Ordinance".

ADDITIONAL



## ADDITIONAL PROVISIONS

The present Law shall come into force on and after the day of promulgation; provided, however, that the amended provisions concerning the amendment and deletion of the word of national official, Prefectural Regulations, prefectural council, Governor of Tokyo Metropolis, Governor of Hokkaido Prefecture and a ward of Tokyo Metropolis and concerning Special City shall come into force from the date of the coming into force of the Japanese Constitution.

The present Law shall apply to the local tax in and after the fiscal year of 22nd year of Showa (in the case of the Business Tax on juridical persons, the local tax for the business year ending on or after April 1st, 1947, or that for amalgamation or dissolution effected on or after the said date).

To the local tax in and before the fiscal year of 21st year of Showa, the existing Law shall apply.

Pending the general amendment of the rent value of a land and house, the standard imposition rates of land tax, surtax on land tax, house tax and surtax on house tax may be fixed otherwise within threefold on land tax and surtax on land tax and within threefold on house tax and surtax on house tax by Ordinance, despite the provisions mentioned in Paragraph 1, Article XLVIII-4, Article LVIII and Article LVIII-2.

Pending the amendment or creation of the rent value of a

land



land or house, land tax against a tax reduced land and tax exempted land (including the land similar to the above mentioned two kinds of land) in accordance with the provisions mentioned in the existing Land Tax Law and other laws, and house tax against a house (except the first kind of house mentioned in Article ----- of House Registration Law) which rent value has not been registered in the house-register, may be imposed based on the estimated rent value, despite the provisions mentioned in Article XLVI-1 or Article XLVII-1.

The estimated rent value mentioned in the preceding Paragraph shall be fixed according to the standard of quality of the land or house and its surroundings by the prefectural governor in accordance with the provisions mentioned in the prefectural byelaw, proportionating to the rent value of the similar land or house.

Up to the day of enforcement of Japanese Constitution theretofore, "Government Ordinance" and "Court," mentioned in Article XLVI-2, Article XLVIII-7 and Article XLVIII-2, in the amended Local Tax Law, shall read "Imperial Ordinance" and "Administrative Litigation Court", respectively.

22



**Errata****Additional provisions of the Revised Local Apportionment  
Tax Law.**

Article I. (third line) ----- which concerns budgets,  
Imperial Diet and -----

Article 14. (ninth line) "budget for revenue and expendi-  
ture," "general budget for revenue and expenditure," and  
"Imperial Diet" in Article 10 shall read, "budget", "budget  
of general account" and "National Diet" respectively.



OAD IMS  
FILE COPY  
PLEASE RETURN

A Bill for Revising a Part of the  
Bank of Japan Law

92<sup>nd</sup> 10  
988

A part of the Bank of Japan Law is revised as follows.

In Article 16, the phrasing with Imperial decision, the Government is revised as 'by the Cabinet'.

In paragraph 1 of Article 30, next to the phrase 'the competent Minister' the words 'after the concurrence of the Cabinet upon the decision of the Board of Investigation concerning the Issue of Currency' are added.

Article 31. When it deems the necessity thereof, the Bank of Japan is authorized to issue the bank-notes in excess of the limits of issue as prescribed by paragraph 1 of the preceding Article. It is provided, however, that in case the issue of the notes is to be continued beyond fifteen days, the permission of the competent Minister is necessary.

In case the Bank of Japan intends to continue the issue of the notes beyond thirty days, in accordance with the provisions of the preceding paragraph, in excess of the limits of issue as prescribed in paragraph 1 of the preceding Article, when the competent Minister is to grant permission as prescribed in the proviso of the preceding paragraph, he shall do so upon the decision of the Board of Investigation concerning the Issue of Currency.

Article 31-2. In case the Bank of Japan continue the issue of notes beyond fifteen days, in excess of the limits of issue the same Bank shall pay the issue tax in the proportion as fixed and determined by the competent Minister, on the bases of the actual number of days and in proportion to the quantities of the notes issued in excess of the limits of issue, in the days after the sixteenth day. It is provided, however, that the aforesaid proportion cannot be less than the proportion as fixed and determined by the competent Minister, with the consent of the Board of Investigation concerning the Issue of Currency.

The following one paragraph is added to Article 32.

The competent Minister shall fix and determine the limits of the amount which may be applied for the purpose of security respectively as regards the items mentioned in Nos. 1 to 4 of paragraph 2 and in paragraph 4, upon the decision of the Board of Investigation concerning the Issue of Currency.

The following is to be added in chapter IV

Article 36-2. The regulations concerning the Board of Investigation concerning the Issue of Currency are to be regulated by an Imperial Ordinance.



Paragraph 3 of Article 39 is revised as follows.

When the Bank of Japan is to announce the dividend on the paid-in capital, out of its surplus funds, the permission of the competent Minister is required. It is provided, however, that the said dividend cannot exceed the rate of 5% per annum.

Paragraph 4 of the same Article is struck off, and "paragraph 5" of the same article is to be revised as "preceding paragraph". Article 40 is struck off.

In Article 47, "The Government" shall be revised as "the cabinet."

#### Supplementary Provisions

The date of operation of this Law is fixed and determined by an Imperial Ordinance, with regard to each provision.

The provisions necessary for the execution of the Law are to be fixed and determined by an Imperial Ordinance.

The revised provisions of paragraph 3 of Art. 39 and the provisions of paragraph 5 and 6 of the supplementary provisions are to be applied to the business years following to the business year including 1 Apr. 1945.

The persons, who are actually Governor and Vice-Governor of the Bank of Japan at the time when the Law goes into effect, shall be regarded as being in office in accordance with the same revised provisions only during the remainder of the period of tenure of office.

The Bank of Japan, in case it does not announce the dividend of the surplus fund, has to lay a side as the special reserve funds the amount of money till it reaches to the sum corresponding to the rate of 5% per annum with regard to the paid-in capital from the amount of money left behind after deducting from the surplus funds the sum of money corresponding to the reserve funds as prescribed in Paragraph 1 and 2 of Article 39 of the Bank of Japan Law.

In case where the Bank of Japan made the dividend of the surplus fund when the amount of dividend is less than the amount of special reserve funds required in case of applying the preceding paragraph, the difference arising is to be treated same as preceding paragraph for the time being.

The special reserve fund stipulated by the preceding two paragraphs is to be considered the dividend provided by the revised Art. 39 paragraph 3 with regard to the application of Art. 39 paragraph 4.



The special reserve fund can be used only for making good the loss suffered or other purposes approved by the competent minister.

In case where the losses produced in each business year are not sufficiently covered even by employing the reserve stipulated by the Bank of Japan Law Art. 39 paragraph 1 and 2 (with regard to the reserve stipulated by the paragraph 2, only the part which can be used for making good losses or dividend) and the special reserve funds, the government for the time being shall supplement the fund corresponding to the deficit.

In case of the liquidation of the Bank of Japan, if some special reserve exists, the remaining assets, which exceeds the total amount of the paid-in capital and the special reserve fund, shall belong to the government.

The part of the Bank of Japan special financing and indemnifying loss Act is to be revised as follows.

In Art. 3 "20 years" to be read as "25 years".



A Bill for special approval for the  
issue of debentures by the financial  
institutions.

92<sup>nd</sup> Dist  
987

Article 1. The new financial institutions (to be called hereinafter as the new financial institution) as provided for by paragraph 1 of Article 15 of the Law regarding the Rehabilitation and Adjustment of the financial institutions, in the case where the old financial institutions (to be referred to hereinafter as the old financial institutions) are authorized by special laws and regulations to issue debentures, are allowed to issue debentures, in accordance with the stipulations of the Imperial Ordinance.

Article 2. When the new financial institutions wish to issue debentures, in accordance with the provisions of the preceding Article, they have to obtain the permission of the competent Minister.

Article 3. The provisions of Articles 296 to 298 of the commercial Code are not applicable to the debentures issued by the new financial institution, in accordance with the stipulations of Article 1.

Article 4. Extinctive prescription with regard to the debentures issued by the new financial institutions, in accordance with the provisions of Article 1, is completed in fifteen years with respect to the principal, and in five years as regards the interest.

Article 5. With the exception of the matters as provided for by the present Law, the necessary matters concerning the debentures issued by the new financial institutions in accordance with Art. 1 shall be provided for by Imperial Ordinances.

#### Supplementary Provisions

The present Law will be effective as from the day of promulgation.

The debentures as issued by the old financial institutions in pursuance of special laws or regulations, and were transferred to the new financial institutions, shall be deemed as the debentures issued by the new financial institutions, in accordance with the Art. 1.

GAO 168  
FILE COPY  
PLEASE RETURN



Sempaku Kodan  
Law

92<sup>nd</sup> Dist

15 March 1947

R-986

1. The name has been amended to the Sempaku Kodan.
2. Art. 3 has been shifted down as Art. 9, and Arts. 4 to 9 have accordingly been advanced by one.
3. In Art. 6, Para. 1 "the Income Tax, the Corporation Tax and the Business Taxes" has been amended to read "the Income Tax and the Corporation Tax".
4. Art. 14 has been amended to read as follows:

Article 14

The officers and employees of the Sempaku Kodan shall not hold any stock of the companies engaging in the business of building, repairing or operating vessels nor engage in the enterprise thereof and other enterprises, nor have any interests in their business.

5. In the proviso of Art. 15 Para. 3, "and the services" has been added after "the salary and other pays,".
6. In Art. 28, (former Art. 27) "(except the Sempaku Kodan: The same shall apply hereinafter)" has been added after "juridical person", appearing first in the text.
7. Arts. 36 and 37 (former Arts. 33 and 36) have respectively been amended to read as follows:

Article 36

A part of the Registration Tax Law shall be amended as follows:

In Art. 19, Item 7 of the said Law "the Kodan organized by laws and ordinances" shall be added before "the Silk Manufacturing Industry Cooperative Association", and "laws and ordinances concerning the Kodan" before "the Silk Manufacturing Industry Law".

Article 37

A part of the Stamp-Duty Law shall be amended as follows:

3 of 5 of 6: Books and documents relating to the business of the Kodan organized by laws and ordinances.

FILE COPY



Feb. 26, 1947

92nd  
Dist

## DRAFT OF THE SEMPAKU KOCHO LAW

## CHAPTER I

## GENERAL PROVISIONS

## Article 1

The Sempaku Kocho shall have for its object the adjustment and utilization of ships and materials for shipbuilding and repairs in order to promote the speedy rehabilitation of marine transportation in accordance with the basic policies and plans set up or to be set up by the Director-General of the Economic Stabilization Board.

The Sempaku Kocho shall be a juridical person.

## Article 2

The main office of the Sempaku Kocho shall be established in Tokyo.

The Sempaku Kocho may with the approval of the competent Minister establish branch offices at places where such establishment is necessary.

## Article 3

Any person other than the Sempaku Kocho shall not use the name Sempaku Kocho or similar firm name.

## Article 4

The authorized fixed capital of the Sempaku Kocho shall be 300,000,000 Yen.

The Government shall invest in full the amount referred to in the preceding paragraph for the Sempaku Kocho.

The Sempaku Kocho shall, if necessary, borrow the working capital from the Reconstruction Finance Corporation.

## Article 5

The Sempaku Kocho shall stipulate the following matters in its Articles of Incorporation:

1. Its object;
2. Its name;
3. The location of its offices;
4. Matters relating to the amount of its fixed capital;
5. Matters relating to the officers;
6. Matters relating to its business and the execution thereof;
7. Matters relating to its accounting;
8. The method of public notice.

The Articles of Incorporation may be revised with the approval of the Director-General of the Economic Stabilization Board.

The Director-General of the Economic Stabilization Board shall, when he gives the approval of the preceding paragraph, inquire to the competent Minister. In this case, the final responsibility for the approval shall rest with the Director-General of the Economic Stabilization Board.



- 2 -

## Article 6

The sempaku kocho shall effect registration, in accordance with the provisions of the Imperial Ordinance.

The particulars to be registered as provided by the preceding paragraph shall not be valid against a third person unless the said particulars have been registered.

## Article 7

The sempaku kocho shall not be levied the Income Tax, the Corporation Tax and the Business Taxes.

Tokyo, Hokkaido, prefectures, cities, towns and village or the other public bodies shall not levy any of the local taxes on the undertakings of the Sempaku Kocho. This shall not, however, apply to where the Ministers of Home Affairs and Finance have approved under special circumstance.

## Article 8

In case the sempaku kocho has effected registration as regards the acquisition of title concerning a ship or the maintenance of the title thereof for the conducting of the business as prescribed in Item 1 or 2, Art. 16, the amount of the registration tax shall be fixed at 1.5/1000 of the value of the ship.

## Article 9

The Sempaku Kocho shall be dissolved by the Order of the Director-General of the Economic Stabilization Board or the competent Minister.

The Director-General of the Economic Stabilization Board or the competent Minister shall mutually consult when he intends to issue the Order referred to in the preceding paragraph. In this case, the final responsibility shall rest with the Director-General of the Economic Stabilization Board.

The matters necessary for dissolution and liquidation of the sempaku kocho shall be prescribed by the Imperial Ordinance.

## Article 10

The provisions of Arts. 44, 50, 54 and 57 of the Civil Code and Art. 35 para. 1 of Non-litigant Case Procedural Law shall apply correspondingly to the Sempaku Kocho.

## CHAPTER II

## OFFICERS AND EMPLOYEES

## Article 11

The sempaku kocho shall have as its officers, one President, one Vice-President, two or more Directors and one or more Auditors.

The President shall represent the Sempaku Kocho and supervise its affairs.

The Vice-President shall represent the sempaku kocho in accordance with the provisions of the Articles of Incorporation and assist the President and take charge of all departments of the business of the said kocho. In case the President is unable to discharge his duties, the Vice-President shall act as his deputy and whenever the office of President is vacant, the Vice-President shall perform his duties.



- 3 -

The Directors shall represent the Sempaku Kocho in accordance with the provisions of the articles of incorporation and assist the President and the Vice-President and take charge of the business of the said Kocho. In case both of the President and the Vice-President are unable to discharge their duties, the Directors shall act as their deputy and whenever both of the offices of the President and the Vice-President are vacant, the Directors shall perform their duties.

The Auditors shall inspect the business of the Sempaku Kocho.

Article 12

The President, Vice-President, Directors and Auditors shall be appointed by the competent Minister.

Article 13

The President, Vice-President and Directors may, in accordance with the provisions of the articles of incorporation, delegate power to employees of the Sempaku Kocho who shall have authority to perform all juridical and non-juridical matters in regard to the affairs of the main or branch offices.

Article 14

The officers and employees of the Sempaku Kocho shall not engage in the business of building, repairing or operating ships, nor get any profit in respect of such business, except government salary accruing from the employment by the Sempaku Kocho.

Article 15

The officers and employees of the Sempaku Kocho shall be government employees called Sempakukan and shall hold appointments in the ministry of transportation.

The president shall hold the rank corresponding to the vice-minister of transportation, the other officers the rank corresponding to first-class officials and the employees that corresponding to second or third class officials.

The fixed numbers of the officers and employees shall be determined by the competent Minister.

The Sempakukan shall be governed by the laws and ordinances relating to the government official provided that they shall be subject to the special exception concerning the salary and other pays, in case the competent Minister has stipulated it with the approval of the Director General of the Economic Stabilization Board.

CHAPTER III

BUSINESS

Article 16

The Sempaku Kocho shall conduct, under the direction and supervision of the competent minister, the following businesses in conformity with the basic policies and plans established by the Director-General of the Economic Stabilization Board:

1. placing orders for vessels, marine engines and fittings and equipments, and orders for reconstruction, repairing, salvage and scrapping of vessels;



- 4 -

2. Purchasing and selling vessels, marine engines, fittings and equipments and materials for shipbuilding, and maintaining and leasing vessels;
3. Leasing and selling facilities for shipbuilding enterprises;
4. custody of vessels by commission from the Government.

## Article 17

The Sempaku Kocho at the commencement of its functioning shall establish its method of doing business and submit same to the Director General of the Economic Stabilization Board for his approval. This shall also apply to where a change is to be made thereto.

The Director-general of the Economic Stabilization Board shall, when he gives the approval of the preceding paragraph, inquire to the competent minister and the Minister of Finance. In this case, the final responsibility for the approval shall rest with the Director-General of the Economic Stabilization Board.

## Article 18

The Sempaku Kocho shall draw up a business plan and an estimate for the present year at the beginning of each business year, and shall submit same to the Director-General of the Economic Stabilization Board for his approval. This shall also apply to there a change is to be made thereto.

The Director-general of the Economic Stabilization Board shall, when he gives the approval of the preceding paragraph, inquire to the competent minister and the Minister of Finance. In this case, the final responsibility for the approval shall rest with the Director-General of the Economic Stabilization board.

## CHAPTER IV

## ACCOUNTING

## Article 19

The business year of the Sempaku Kocho shall be from April of each year to March of the following.

## Article 20

The sempaku kocho shall prepare a statement of assets, a balance sheet and a statement of profit and loss for each business year and submit them, within two months after the end of each business year, to the Director-general of the Economic Stabilization Board for his approval.

The Director-general of the Economic Stabilization Board shall, when he gives the approval of the preceding paragraph, inquire to the competent minister and the Minister of Finance. In this case, the final responsibility for the approval shall rest with the Director-General of the Economic Stabilization Board.

In case the approval has been obtained as provided by para. 1, the Sempaku Kocho shall make a public notice of the statement of assets, the balance sheet and the statement of profit and loss, and shall keep the said documents together with the Articles of Incorporation in each office.



- 5 -

The statement of assets, balance sheet and statement of profit and loss of the preceding paragraph shall be verified and audited by the Board of Audit.

The books, documents or other necessary records of the Sempaku Kocho shall be written orderly and clearly and kept in custody available for inspection of the Board of Audit, the Economic Stabilization Board and the competent authorities, which shall carry out the continual and accurate audit thereof.

## CHAPTER V

## SUPERVISION AND FOSTERING

## Article 21

The Director-General of the Economic Stabilization Board will direct and supervise the Sempaku Kocho to conform to his basic policies and plans.

The Director-General of the Economic Stabilization Board may, when deemed necessary, issue the necessary orders for the supervision of the Sempaku Kocho.

The competent minister and the Director-General of the Economic Stabilization Board may, when deemed necessary, order the Sempaku Kocho or a person who has leased a ship or any of the facilities for shipbuilding enterprises or purchased materials for shipbuilding from the Sempaku Kocho to make a report, or cause the competent officials to make an official search and examine the situation of business, books, documents or any other necessary matters.

Any official authorized to make an examination must carry the identification certificate with him.

## Article 22

The Sempaku Kocho shall prepare rules on remuneration for its officers and employees when deemed necessary to pay special remunerations to them, and submit, without delay, them to the Director-General of the Economic Stabilization Board for his approval. This shall also apply to where a change is to be made thereto.

The Director-General of the Economic Stabilization Board shall inquire to the competent minister when he gives the approval of the preceding paragraph. In this case, the final responsibility shall rest with the Director-General of the Economic Stabilization Board.

The Sempaku Kocho shall, when it has obtained the approval prescribed in the preceding paragraph, make a public notice to that effect together with the particulars of the ruling.

## Article 23

The competent minister may remove an officer of the Sempaku Kocho in case he violates laws and ordinances, the Articles of Incorporation or ordinance issued on the basis of this law.

The Director-General of the Economic Stabilization Board may also remove an officer of the Sempaku Kocho if he is not suitable or properly carrying out his duties in connection with the objects and business of the Sempaku Kocho.



## Article 24

The competent Minister may order the persons concerned as referred to in aa, of the following items to give necessary co-operation for the Kocho's execution of the orders of the Economic Stabilization Board as referred to in the provisions of Art. 21 para. 2;

1. Those building vessels or manufacturing marine engines or fittings and equipments on the order of the Sempaku Kocho and those placing order therefor together with the Sempaku Kocho;
2. Those reconstructing, repairing, salvaging or scrapping vessels on the order of the Sempaku Kocho and the shipowners or ships' husband thereof;
3. Those who have purchased or leased vessels, materials for building or repairing vessels or facilities for shipbuilding enterprises from the Sempaku Kocho.

In case where the persons concerned have incurred loss by virtue of the order referred to in the preceding paragraph, the Sempaku Kocho shall pay fair compensation to such person within one month of the date on which the co-operation was finished.

The competent Minister shall not issue the order of para. 1, unless necessary regulations are made for the compensation of the preceding paragraph with the approval of the Director-General of the Economic Stabilization Board.

CHAPTER VI  
PENAL PROVISIONS

## Article 25

Those who violate the provisions of orders provided by Art. 24 para. 1, shall be liable to be condemned to not more than three years' penal servitude or shall incur a fine of not exceeding 50,000 Yen.

## Article 26

Those who come under one of the following items shall be liable to be condemned to penal servitude for not more than six months or shall incur a fine not exceeding 5,000 Yen;

1. Officers or employees of the Sempaku Kocho who have conducted business not mentioned in Art. 16;
2. Those who have violated the orders of the Director-General of the Economic Stabilization Board or of the competent Minister;
3. Those who have failed to make a report as referred to in the provisions of Art. 21 para. 3 or made a false report;
4. Those who have interrupted, rejected or challenged the right of inspection as referred to in the provisions of Art. 21 para. 3.



- 7 -

## Article 27

In case any representative of a juridical person or any deputy, employee or any other person working for the juridical person or any person violates the provisions of Art. 25 and Art. 26 para. 1 to 3 in relation to the business of the said juridical person or persons, the fine prescribed in the preceding two Articles shall be imposed upon the said juridical person or persons in addition to the actual offender to be punished.

## Article 28

Those who use in contravention of the provisions of Art. 3, the name of Sempaku Kocho or any other name similar thereto shall incur a fine not exceeding 10,000 Yen.

## SUPPLEMENTARY PROVISIONS

## Article 29

The day of the enforcement of this Law shall be set forth by an Imperial Ordinance.

## Article 30

The competent minister shall appoint an organizing committee to take charge for the transaction of all works relative to the establishment of the Sempaku Kocho.

## Article 31

The organizing committee of the Sempaku Kocho shall prepare the Article of Incorporation, and obtain the approval of the competent minister and the Director-General of the Economic Stabilization Board.

When the said committee has obtained the approval referred to in the preceding paragraph the committee shall without delay demand payment of the authorized fixed capital.

## Article 32

When the payment of the said capital has been made, the committee shall without delay hand over its work to the president of the Sempaku Kocho.

When the President has been handed over the work mentioned in the preceding paragraph; all of the President, Vice-President, Directors and Auditors shall effect the registration of the establishment of the Kocho.

The Sempaku Kocho shall come into existence, upon the registration of the establishment.

## Article 33

The provisions of Art. 3 shall not apply for six months after the enforcement of this Law to those other than the Sempaku Kocho who use the name of Sempaku Kocho or similar names at the time this law is put into effect.

## Article 34

Rights and obligations pertaining to those vessels, marine engines, fittings and equipments thereof, materials for building and repairing vessels, and facilities for shipbuilding enterprises, which have been under the custody of the Industrial Equipment Corporation shall be transferred from the Industrial Equipment



- 8 -

Corporation to the Sempaku Kocho.

Necessary matters for the limit of the rights and obligations to be transferred in accordance with the provisions of the preceding paragraph and for the procedures pertaining to the transference shall be provided for by Ordinance.

Article 35

A part of the Registration Tax Law shall be amended as follows:

In Art. 19, Item 7 of the said Law, "Sempaku Kocho" shall be added next to " " and "the Law concerning Sempaku Kocho" shall be added next to " ".

Article 36

A part of the Stamp-Duty Law shall be amended as follows:

Next to Art. 5, Item 6, No. 2 of 5 of the said Law the following item shall be added:

3 of 5 of 6: Books and documents relating to the business of the Sempaku Kocho.



DECLASSIFIED

E.O. 11652, Sec 3(E) and 5(D) or (E) NND

760050

VOL. 11

THIS DOCUMENT  
RECEIVED THRU CAD  
FOR FURTHER INFORMATION  
CALL REFERENCE DIVISION  
DEPARTMENT OF STATE  
REPUBLIC 5800 EXT. 3363  
EXECUTIVE BLDG EXT. 537-333-333

*FN*

昭和二十二年二月

# 金融統計月報

Financial Statistics Monthly

(第 11 號)

FEB. 1947

日本銀行統計局

BANK OF JAPAN



目次

グラフ（日本銀行券発行高・全国銀行預金総額・全国銀行貸出総額）……折込

日本銀行旬報……………1

主要金融機関貸出投資一覽……………3

全国銀行諸勘定……………7

特別銀行諸勘定……………9

普通銀行諸勘定……………11

貯蓄銀行諸勘定……………13

大都市銀行諸勘定……………13

地方銀行諸勘定……………15

信託會社主要勘定……………15

生命保險會社資金運用狀況……………17

損害保險會社資金運用狀況……………17

農林中央金庫資金狀況……………19

都道府縣農業會主要勘定……………19

市町村農業會（信用組合）主要勘定……………20

市街地信用組合主要勘定……………21

全國無盡會社契約狀況並主要勘定……………22

商工組合中央金庫資金狀況……………21

庶民金庫諸勘定……………23

恩給金庫諸勘定……………23

郵便貯金及郵便振替貯金……………24

大藏省預金部狀況……………25

簡易保險積立金及郵便年金資金放資狀況……………25

手形交換高月報（東京・大阪）……………27

日本證券取引所證券取引狀況……………27

本邦有價證券時價總額・清算取引上場株式時價總額……………28

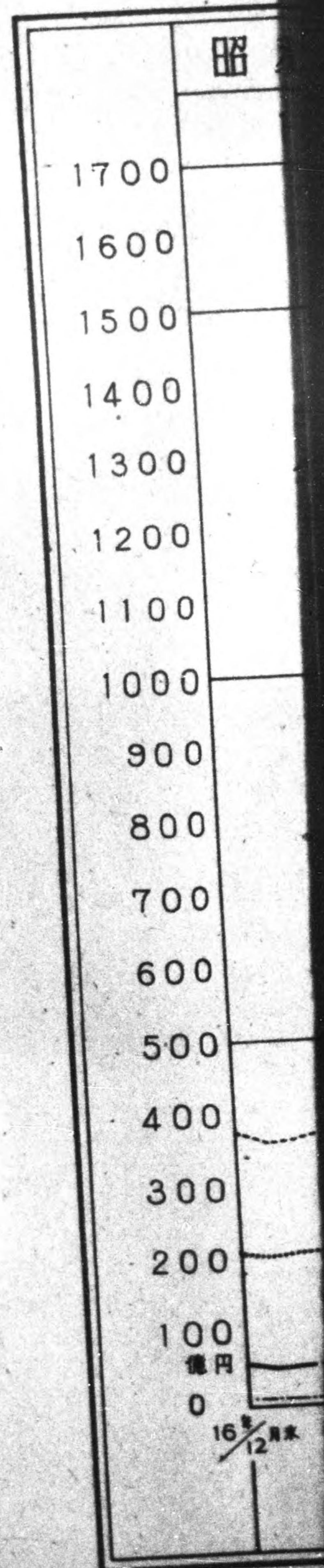
東京卸賣物價指數……………29

東京小賣物價指數……………29

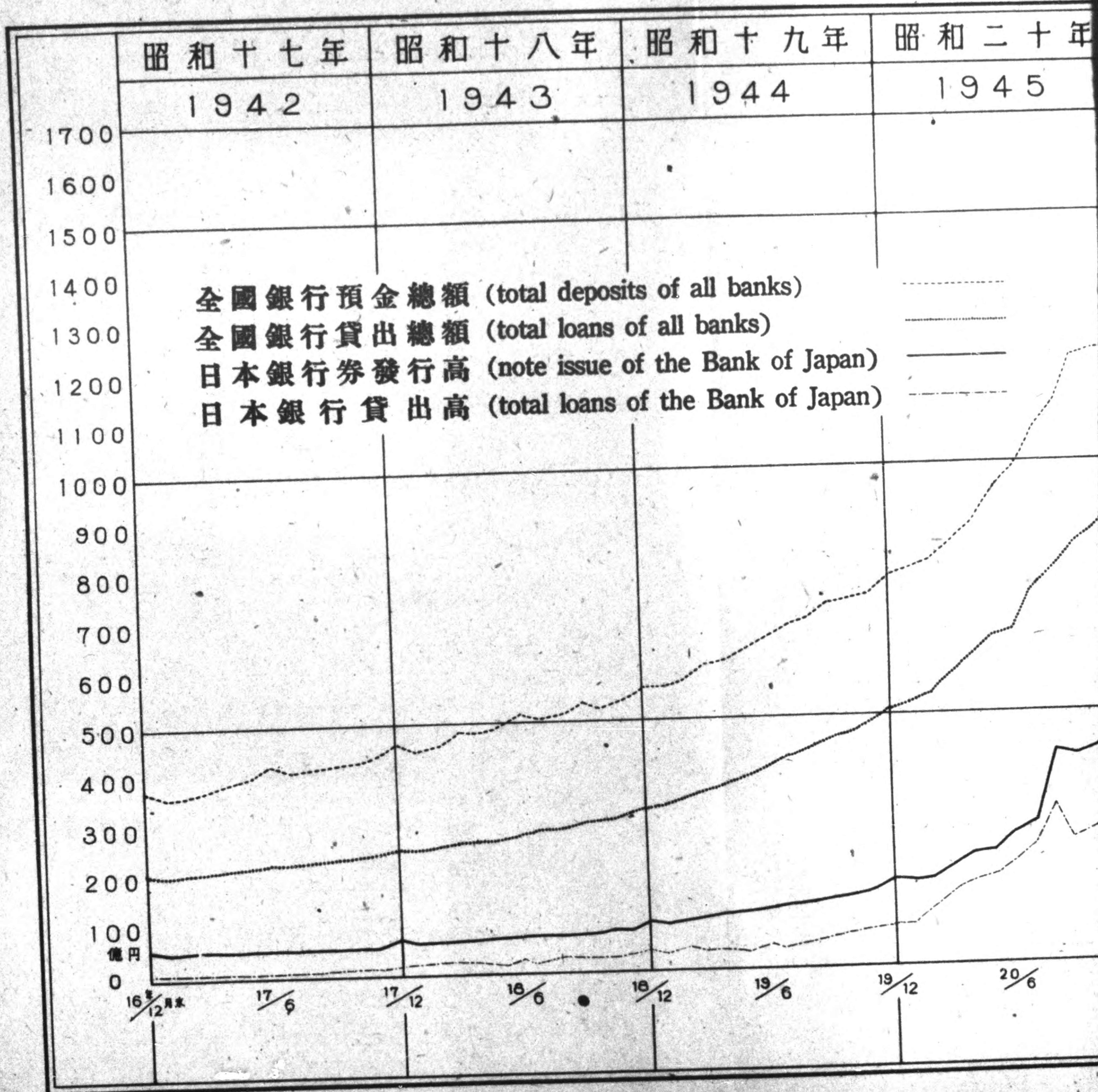
國債發行高調……………30

公社債發行償還及現在高……………31

計畫資本調拂込資本調……………31










八年	昭和十九年	昭和二十年	昭和二十一年	昭和二十二年
3	1944	1945	1946	1947

(Total deposits of all banks)  
 (Total loans of all banks)  
 (Note issue of the Bank of Japan)  
 (Total loans of the Bank of Japan)





Contents

Graphic (note issue of the Bank of Japan, total deposits of all banks, total loans of all banks) ... .. Page

Ten-day report of the Bank of Japan ... .. 1

Principal assets and liabilities of banking institution ... .. 3

Monthly report of all banks ... .. 7

Monthly report of special banks ... .. 9

Monthly report of ordinary banks ... .. 11

Monthly report of savings banks ... .. 13

Principal assets and liabilities of Eight Big Bank ... .. 13

Principal assets and liabilities of local banks ... .. 15

Monthly report of trust companies ... .. 15

Principal assets of life insurance companies ... .. 17

Principal assets of fire and marine insurance companies ... .. 17

Monthly report of the Central Bank for Agriculture and Forestry ... 19

Monthly report of agricultural credit cooperatives prefectural ... .. 19

Monthly report of agricultural credit cooperatives other than prefectural ... .. 20

Monthly report of urban credit cooperatives ... .. 21

Monthly report of mutual loans companies ... .. 22

Monthly report of the Central Bank for Commerce and Industry ... 21

Monthly report of the Peoples' Bank ... .. 23

Monthly report of the Pension Bank ... .. 23

Monthly report of the Deposit Bureau ... .. 24

Balance of Postal Savings and Postal Transfer Savings ... .. 25

Principal assets of Government Insurance and Pension ... .. 25

Total amounts of securities. Total amounts of stocks and shares dealt in the forward market ... .. 27

Whole-sale price index: Tokyo ... .. 27

Retail price index: Tokyo ... .. 27

Total amounts of national government bonds ... .. 29

Issue, redemption and outstanding amount of debentures ... .. 29

Capital planned and paid ... .. 29

Total of cleared bills (Tokyo and Osaka) ... .. 31

Monthly report of the Nippon Stock Exchange ... .. 31

		Table of Chronological Years				
		Japanese	A. D.	Japanese	A. D.	
	1st year of Showa	1926	1926	1st year of Showa	1926	01 11
	" 2	1927	1927	" 2	1927	02 11
	" 3	1928	1928	" 3	1928	03 11
	" 4	1929	1929	" 4	1929	04 11
	" 5	1930	1930	" 5	1930	05 11
	" 6	1931	1931	" 6	1931	06 11
	" 7	1932	1932	" 7	1932	07 11
	" 8	1933	1933	" 8	1933	08 11
	" 9	1934	1934	" 9	1934	09 11
	" 10	1935	1935	" 10	1935	10 11
	" 11	1936	1936	" 11	1936	11 11
	" 12	1937	1937	" 12	1937	12 11
	" 13	1938	1938	" 13	1938	01 21
	" 14	1939	1939	" 14	1939	02 21
	" 15	1940	1940	" 15	1940	03 21
	" 16	1941	1941	" 16	1941	04 21
	" 17	1942	1942	" 17	1942	05 21
000,000		1943	1943			06 21
000,000		1944	1944			07 21
000,000		1945	1945			08 21
000,000		1946	1946			09 21
000,000		1947	1947			10 21
000,000		1948	1948			11 21
000,000		1949	1949			12 21
000,000		1950	1950			01 22



日 本 銀 行

Ten-day report of

the Bank of Japan

年月旬週末 date	負 債 部 Liabilities					政府貸上金 advances to govt.
	發行銀行券 bank-notes issued	政府預金 govt. deposits	其他預金 other deposits	雜 勘 定 miscellaneous accounts	資本金及積立金 capital & reserves	
18. 12. 25	9,066,750	2,712,939	981,152	431,440	185,670	
19. 12. 30	17,871,662	4,503,631	1,073,910	587,571	200,310	
20. 12. 10	49,168,425	15,980,085	3,429,252	1,286,448	211,810	
12. 20	51,091,005	17,786,817	3,572,070	1,618,152	211,810	
12. 31	55,440,720	17,776,619	4,159,391	1,557,167	211,810	
21. 1. 10	54,902,962	17,755,867	3,863,492	1,622,355	211,810	
1. 20	56,064,900	18,349,423	3,725,464	1,594,738	211,810	
1. 31	58,565,536	23,710,379	4,092,558	1,910,865	211,810	10,200,000
2. 10	59,006,954	23,746,595	4,619,055	1,352,970	211,810	10,200,000
2. 20	61,450,010	24,168,423	4,611,868	1,431,397	211,810	5,827,534
2. 28	54,342,333	25,338,450	6,707,710	3,597,364	211,810	5,300,000
3. 10	16,166,016	30,880,941	15,742,345	8,624,882	211,810	5,300,000
3. 20	17,959,150	39,206,890	8,042,644	1,718,416	211,810	5,300,000
3. 31	23,322,803	37,228,954	8,056,046	797,675	232,930	5,300,000
4. 10	22,521,569	36,366,452	6,352,268	5,148,130	232,930	5,300,000
4. 20	25,328,193	25,090,997	6,541,197	5,287,685	232,930	5,300,000
4. 30	28,173,117	32,670,700	7,217,161	5,261,699	232,930	5,300,000
5. 10	31,332,696	30,940,208	6,968,177	5,385,712	232,930	5,300,000
5. 20	33,140,728	30,323,380	7,413,883	5,384,908	232,930	5,300,000
5. 31	36,315,884	24,556,586	8,246,731	5,023,876	246,640	5,300,000
6. 10	38,984,067	23,402,302	7,790,834	4,119,545	246,640	5,300,000
6. 20	40,644,349	24,192,888	7,813,384	3,695,777	246,640	5,300,000
6. 30	42,758,724	4,536,754	8,635,055	3,736,028	246,640	5,300,000
7. 10	45,613,385	4,000,346	8,054,858	3,661,135	246,640	5,800,000
7. 20	47,231,005	4,164,884	8,364,799	3,696,975	246,640	5,800,000
7. 31	49,730,794	4,014,164	9,379,059	3,745,469	246,640	6,900,000
8. 10	53,575,452	4,732,005	8,903,230	3,865,666	246,640	6,900,000
8. 20	55,358,498	4,563,384	8,358,571	4,190,274	246,640	6,900,000
8. 31	57,571,722	5,675,912	9,513,061	3,921,411	246,640	6,900,000
9. 10	60,516,233	4,306,862	9,340,204	3,980,337	246,640	7,000,000
9. 20	62,391,412	6,069,880	9,752,106	4,369,370	246,640	7,000,000
9. 30	64,435,299	5,137,200	10,594,972	3,542,900	246,557	7,300,000
10. 10	66,668,539	5,428,854	9,502,066	3,847,368	246,557	7,300,000
10. 20	68,356,164	5,827,107	8,752,320	13,632,472	246,557	7,300,000
10. 30	70,539,401	5,453,734	9,981,858	4,078,571	246,557	7,400,000
11. 10	71,155,834	4,914,037	8,478,951	4,303,551	246,557	7,400,000
11. 20	71,999,728	5,807,701	8,745,676	3,734,081	246,597	7,400,000
11. 30	74,816,697	3,813,933	9,774,161	3,741,612	246,597	7,400,000
12. 10	78,049,587	5,311,767	8,663,716	4,144,791	246,597	7,400,000
12. 20	82,635,068	5,108,207	9,017,174	3,931,994	246,597	7,400,000
12. 31	93,397,052	6,463,001	10,869,885	4,071,811	246,597	7,600,000
前旬比較	10,462,584	1,351,794	1,852,711	130,847	0	200,000
前月比較	18,580,965	2,619,063	1,095,724	330,229	0	200,000

資 産		
貸 出 金 loans	現金及地金 cash & bullion	國 債 national bonds
2,927,901	627,026	
8,865,801	518,160	10
31,567,642	532,296	16
33,986,611	531,536	16
37,838,393	533,247	17
37,478,399	531,774	17
38,602,112	532,786	16
40,956,940	533,007	17
41,798,799	532,387	17
44,400,177	532,515	17
41,544,935	1,036,591	7
28,221,696	644,455	3
27,012,710	639,583	3
28,649,697	653,071	3
29,357,632	654,124	5
29,959,189	653,816	3
30,060,495	676,110	3
29,796,471	675,306	3
29,566,740	630,420	5
29,727,369	676,067	4
30,729,758	712,358	5
31,037,669	713,990	7
32,075,426	715,828	8
33,496,492	715,904	8
33,769,901	715,493	9
34,711,484	848,153	10
38,413,638	1,083,923	10
39,402,578	1,282,955	10
39,627,271	1,314,651	11
41,555,955	1,379,827	11
41,740,691	1,375,341	14
42,052,793	1,374,767	13
43,189,776	1,376,109	14
43,250,850	1,373,838	14
44,316,339	1,381,942	18
45,637,593	1,384,361	18
44,793,861	1,388,001	19
45,299,064	1,391,581	21
45,998,301	1,395,372	25
48,172,771	1,389,552	27
50,430,646	1,417,790	34
2,257,875	28,238	6
5,131,582	23,209	13

備考 昭和二十年七月二十一日迄ハ週報、同八月ハ月報、同九月以降ハ旬報ナリ。昭和二十一年二月二十日以前昭和二十一年六月三十日政府預金及代理店預金ニシテ海外口 19,497百圓圓ヲ引落セリ。

ノ政府貸上金ハ國債券及債券ニ含マレ







主要金融機関資  
Principal Assets and Liabilities of Bank Institutions  
(1) 資

年月末 date	銀行 Banks	信託 Trust co.	金庫 Kinko	農林中金 Central Bank for Agriculture	農業會 Agri. credit cooperatives	市街地信組 Urban credit cooperatives	無盡會社 Mutual loans co.
19. 12	77,926,726	4,891,431	108,099	6,528,315	22,107,566	2,699,208	1,791,031
20. 12	119,829,225	5,719,204	592,687	13,124,640	41,380,290	2,895,576	2,100,867
21. 1	118,514,300	5,677,446	614,983	14,030,860	43,453,618	2,895,261	2,195,693
2	122,683,776	5,660,460	695,219	14,644,924	49,229,686	3,059,650	2,346,205
3	130,845,593	5,842,983	938,055	20,532,562	59,522,830	3,480,000	2,595,468
4	135,465,304	5,780,537	1,007,369	21,006,290	60,708,618	3,448,961	2,528,758
5	139,333,559	5,897,015	1,029,604	20,703,509	59,932,915	3,439,027	2,546,265
6	141,116,545	5,861,746	1,084,172	20,227,919	59,888,209	3,420,727	2,556,248
7	142,585,747	5,778,127	1,074,649	19,696,948	59,621,030	3,416,259	2,613,752
8	139,333,276	5,384,457	1,017,078	19,533,581	59,135,340	3,358,629	2,737,576
9	145,232,479	5,437,384	1,051,092	19,240,104	59,292,072	3,377,812	2,801,834
10	149,894,018	5,449,054	1,016,335	18,593,524	59,729,069	3,438,112	2,878,990
11	149,812,762	5,424,932	1,018,359	19,473,231	63,581,767	3,531,508	2,991,406
12	144,869,282	5,437,289	988,299	20,026,955	67,710,011	3,658,901	3,223,051
前月比較	△4,943,480	12,857	△29,930	553,724	4,128,244	124,333	228,645
前年同月比較	25,940,057	△381,915	395,742	6,902,315	26,320,712	763,325	1,122,184

信託へ金銭信託、特殊金銭信託、國民貯蓄組合ノ金銭信託。金庫へ商工、庶民、恩給、國民更生各金庫ナリ。  
重複勘定へ銀行以外ノ各金融機關預ケ金合計ヲ計上セリ。銀行ノ預ケ金ハソノ大部分ヲ日銀ヘノ預ケ金ト認メ之ヲ重複分ヨリ  
預金部へ特殊財産預金、其他會計預金及積立金其ノ他ヲ控除セル資力ナリ。

(2) 貸付

年月末 date	銀行 Banks	信託 Trust co.	金庫 Kinko	農林中金 Central Bank for Agriculture	農業會 Agri. credit cooperatives	市街地信組 Urban credit cooperatives
19. 11	42,945,014	2,531,544	1,109,617	660,064	1,041,526	418,879
20. 12	97,621,737	2,769,291	1,403,092	1,240,299	1,086,048	461,866
21. 1	103,591,359	2,682,876	1,418,805	1,280,792	1,160,950	506,287
2	105,983,633	2,692,941	1,478,336	1,456,555	1,049,717	493,174
3	106,088,729	2,802,026	1,279,270	1,676,941	950,711	450,200
4	107,429,878	2,831,066	1,220,781	2,034,810	929,276	434,726
5	108,933,030	2,857,406	1,297,720	2,505,537	931,055	417,172
6	112,115,585	2,875,907	1,384,796	3,438,679	903,745	417,904
7	116,421,832	2,786,917	1,405,274	4,617,541	1,041,117	433,416
8	118,176,921	2,834,227	1,390,426	5,162,980	1,223,708	419,030
9	124,835,070	2,850,829	1,422,194	6,566,349	1,139,273	424,678
10	130,078,422	2,846,406	1,491,370	8,001,903	1,549,030	451,097
11	137,145,047	2,817,672	1,987,788	7,821,639	1,698,906	497,122
12	146,406,678	2,905,920	2,315,636	9,276,682	1,883,203	595,766
前月比較	9,261,631	37,348	327,788	1,455,033	181,297	18,644
前年同月比較	48,781,911	135,724	912,414	8027,383	797,155	133,100

重複勘定へ簡保部年、生保、損保以外ノ各金融機關ヨリノ借入金合計ナリ（日銀ヨリノ借入金ヲ除ク）。

力及ビ投資  
(Funds)

生命保険 Life insurance companies	損害保険 Fire and marine ins. co.
9,573,291	
10,345,690	2,714,766
10,617,296	2,544,063
10,713,585	2,792,549
10,563,363	2,472,172
10,312,294	2,501,203
10,097,290	2,612,970
10,036,030	2,503,271
9,187,383	2,445,412
	2,597,529
	2,573,861
	2,635,136
	2,626,907
	2,679,717
	52,810
	△35,049

生命保険、損害保険、預金部、控除セリ。

(Loans)

生命保険 Life insurance companies	損害保険 Fire and marine ins. co.	預金部 De Bu
1,421,991		2
1,660,151	16,088	3
1,673,275	15,407	3
1,697,917	15,101	4
1,531,421	15,606	4
1,509,840	15,041	4
1,526,322	14,766	4
1,512,859	13,847	5
1,245,230	18,824	5
	13,671	5
	13,670	5
	14,169	5
	14,203	5
	14,222	5
	19	
	△1,866	1



機關資  
Bank Institutions  
力

力及ビ投資一覽  
(Funds)

(單位千圓)  
(in thousand of yen)

信組	無盡會社
Credit Unions	Mutual loans co.
099,208	1,791,031
895,576	2,100,867
895,261	2,195,693
059,650	2,346,205
480,000	2,505,468
448,961	2,528,758
430,027	2,546,265
420,727	2,556,248
416,259	2,613,752
358,629	2,737,576
377,812	2,801,834
438,112	2,878,396
531,508	2,991,406
358,901	3,223,051
121,303	228,645
763,325	1,122,184

生命保險	損害保險	預金部	簡易保險 郵便年金	計	重複勘定	差引計	年月末
Life insurance companies	Fire and marine ins. co.	Deposit Bureau	Govt. Insurance & Post. Pension	Total	Double accounts	Net total	date
9,573,291		33,185,885	5,062,088				19. 12
10,345,690	2,714,766	48,755,174	6,552,921	254,023,049	38,599,460	215,420,589	20. 12
10,617,296	2,544,063	49,385,255	6,579,525	256,508,300	40,873,937	215,634,363	21. 1
10,713,585	2,792,549	50,449,594	6,602,999	268,827,641	45,259,568	223,568,073	2
10,563,368	2,472,177	61,459,653	6,589,145	310,751,225	59,660,263	251,091,562	3
10,312,294	2,501,203	61,228,889	6,704,721	313,632,944	59,280,243	254,412,171	4
10,097,290	2,612,970	63,046,856	7,579,591	316,218,631	59,021,350	257,197,251	5
10,036,030	2,503,271	62,199,281	7,633,005	316,527,153	57,764,718	258,762,435	6
9,187,383	2,445,412	61,953,039	7,634,095	316,006,441	56,324,712	259,681,729	7
	2,597,529	60,855,802	7,660,489				8
	2,573,861	59,903,756	7,687,814				9
	2,685,136	59,903,790	7,719,565				10
	2,626,907	59,652,168	7,989,239				11
	2,679,717	59,510,558	8,259,279				12
	52,810	△ 111,210	270,040				前月比較
	△ 35,049	10,785,784	1,706,358				前年同月 比較

生命保險、損害保險、預金部、簡易保險郵便年金へ運用資金ノ總額ナリ。  
控除セリ。

金庫ナリ。  
金ト認メ之ヲ重複分ニシ

付

(Loans)

(單位千圓)  
(in thousand of yen)

市街地信組	
Urban credit cooperatives	
526	418,879
048	461,806
950	506,287
717	493,174
711	450,200
276	434,726
055	417,172
745	417,904
117	433,416
708	419,030
273	424,078
030	451,097
900	497,122
203	595,766
297	18,644
155	133,100

生命保險	損害保險	預金部	簡易保險 郵便年金	無盡會社	計	重複勘定	差引計	年月末
Life insurance companies	Fire and marine ins. co.	Deposit Bureau	Govt. Insurance & Post. Pension	Mutual loans co.	Total	Double accounts	Net total	date
1,421,991		2,759,583	681,507	698,367				19. 12
1,660,151	16,088	3,991,389	891,700	1,156,087	112,306,748	11,256,691	100,951,671	20. 12
1,673,275	15,407	3,986,311	889,449	1,208,498	118,414,003	10,876,398	110,497,471	21. 1
1,697,917	15,101	4,287,035	888,570	1,213,207	121,266,186	11,376,420	109,879,766	2
1,531,421	15,606	4,530,058	887,807	1,161,193	121,374,970	11,219,419	110,154,450	3
1,509,840	15,040	4,450,751	884,829	1,145,975	122,886,975	11,619,495	111,267,418	4
1,526,322	14,766	4,876,136	882,999	1,144,325	123,385,463	11,706,488	113,679,975	5
1,512,859	13,847	5,448,361	874,677	1,164,001	130,210,359	12,193,278	118,017,007	6
1,245,230	18,824	5,469,863	853,026	1,229,244	135,522,407	12,563,892	117,705,205	7
	13,670	5,497,174	851,913	1,325,697				8
	13,670	5,575,885	848,026	1,441,987				9
	14,169	5,647,318	847,779	1,575,844				10
	14,203	5,724,026	845,650	1,736,798				11
	14,222	5,761,143	826,388	2,026,619				12
	19	21,517	△ 19,262	305,821				前月比較
	△ 1,866	1,751,744	△ 65,312	886,532				前年同月 比較



(3) 國債

年月末 date	銀行 Bank	信託 Trust co.	金庫 Kinke	農林中金 Central Bank for Agriculture	農業會 Agri. credit cooperatives	市街地信組 Urban credit cooperatives
19. 12	32,594,680	735,406	172,783	3,005,217	1,528,259	777,565
20. 12	44,921,314	984,781	301,064	7,204,415	1,843,142	983,324
21. 1	45,087,088	1,147,164	299,494	7,219,092	1,867,376	1,005,976
2	45,198,539	1,151,073	300,010	7,530,046	1,915,724	1,013,785
3	50,524,994	1,153,462	332,926	12,112,617	1,989,251	994,202
4	50,661,360	1,119,471	332,926	12,804,461	2,113,702	985,089
5	50,040,730	1,122,902	283,778	11,854,015	1,920,589	1,010,742
6	49,206,459	1,121,282	333,890	12,349,264	1,929,974	1,006,989
7	49,107,377	1,125,872	373,696	12,110,043	1,873,507	925,335
8	49,217,581	1,120,302	420,996	12,336,747		933,629
9	48,985,598	1,107,414	431,946	12,311,608		883,013
10	49,124,208	1,093,967	435,478	12,170,747		874,037
11	49,028,808	1,091,611	408,963	12,430,807		891,021
12	49,037,546	1,052,301	413,643	11,112,521		881,615
前月比較	8,738	630	4,680	△ 1,318,286		△ 6,409
前年同月比較	4,116,232	107,520	112,579	3,998,106		△ 98,703

(National govern

無盡會社 Mutual loans co.
223,271
278,453
277,469
285,408
294,006
295,226
303,374
301,828
298,602
310,597
310,587
310,936
313,471
299,869
△ 13,602
21,416

(4) 國債以外ノ有價證券

年月末 date	銀行 Banks	信託 Trust co.	金庫 Kinke	農林中金 Central Bank for Agriculture	農業會 Agri. credit cooperatives	市街地信組 Urban credit cooperatives
19. 12	9,950,334	1,600,955	5,366	3,118,381	3,634,439	1,064,803
20. 12	10,306,937	1,915,430	8,022	3,971,586	5,199,340	1,234,999
21. 1	10,182,732	2,181,418	6,674	4,012,362	5,261,538	1,233,949
2	9,989,174	2,162,870	64,828	4,094,768	5,341,784	1,234,163
3	9,370,905	2,124,836	104,697	4,111,119	5,387,429	1,247,327
4	9,641,220	2,105,760	153,386	4,159,965	5,549,439	1,246,767
5	9,514,843	2,105,875	274,161	4,192,709	5,734,374	1,257,644
6	9,486,321	2,043,341	294,853	4,215,701	5,819,136	1,265,046
7	9,499,425	2,028,260	299,780	4,302,197	6,003,120	1,284,198
8	9,472,923	2,016,659	303,980	4,315,703		1,303,855
9	9,432,803	2,010,937	304,680	4,553,443		1,313,460
10	9,499,811	2,000,613	303,919	4,315,811		1,336,316
11	9,513,155	1,997,060	301,994	4,315,312		1,320,197
12	9,862,682	1,996,226	300,733	4,314,353		1,339,341
前月比較	239,527	△ 831	△ 1,261	△ 959		19,147
前年同月比較	△ 444,225	80,796	232,711	342,767		104,345

(Other sec

無盡會社 Mutual loans co.
3,525
551,341
562,897
574,057
583,555
601,129
612,872
628,023
640,419
639,769
634,382
671,917
685,784
666,653
△ 18,831
115,812



(National government bonds owned by)

(單位千圓)  
(in thousand of yen)

無盡會社 Mutual loans co.	生命保險 Life insurance companies	損害保險 Fire and marine ins. co.	預金部 Deposit Bureau	簡保郵年 Govt. Insurance & Post. Pension	計 Total	年月末 date
223,271	3,503,146		26,309,976	1,200,278		19. 12
278,453	3,826,623	311,152	39,845,299	1,193,673	101,693,240	20. 12
277,469	3,834,965	312,398	40,328,929	1,193,673	102,573,624	21. 1
285,408	3,828,442	311,341	40,179,082	1,193,673	102,907,123	2
294,006	3,834,545	309,584	45,481,192	1,174,678	118,231,457	3
295,226	3,811,570	309,076	47,141,624	1,174,678	120,749,174	4
303,374	3,788,743	309,247	51,814,010	1,174,678	123,622,839	5
301,828	3,788,792	307,775	50,130,388	1,174,678	121,651,319	6
298,602	3,788,793	305,194	49,672,371	1,174,678	123,755,438	7
310,597		304,532	47,690,257	1,174,678		8
310,587		302,442	47,890,543	1,174,678		9
310,936		291,706	46,993,137	1,174,678		10
313,471		295,902	47,936,504	1,174,678		11
299,869		287,572	50,129,775	1,174,678		12
△ 13,602		△ 8,330	2,193,271	0		前月比較 前年同月 比 較
21,416		△ 23,580	16,281,476	△ 18,995		

(Other securities owned by)

(單位千圓)  
(in thousand of yen)

無盡會社 Mutual loans co.	生命保險 Life insurance companies	損害保險 Fire and marine ins. co.	預金部 Deposit Bureau	簡保、郵年 Govt. Insurance & Post. Pension	計 Total	年月末 date
315,256	4,169,750		6,569,078	1,725,825		19. 12
551,341	4,201,946	471,576	8,373,759	1,770,075	38,004,981	20. 12
562,897	4,227,294	475,449	8,355,061	1,765,957	38,265,331	21. 1
574,057	4,230,304	469,143	8,292,044	1,762,556	38,215,691	2
583,555	3,598,462	304,801	8,277,034	1,755,600	37,455,765	3
601,129	3,591,416	393,794	8,208,214	1,746,468	37,398,256	4
612,872	3,645,752	391,766	8,175,167	1,742,725	37,647,888	5
628,028	3,724,491	373,444	8,171,468	1,720,520	37,742,349	6
640,419	3,350,073	374,851	8,225,650	1,740,442	37,478,410	7
639,769		320,020	8,192,880	1,740,242		8
634,382		320,527	8,157,961	1,739,671		9
671,917		322,464	8,137,056	1,727,600		10
685,784		322,021	8,136,089	1,737,058		11
666,553		322,385	8,138,898	1,736,715		12
△ 18,831		364	2,809	△ 343		前月比較 前年同月 比 較
115,612		△ 149,191	△ 234,861	△ 33,360		

債

會	市街地信組 Urban credit cooperatives
259	777,565
142	983,324
376	1,005,976
724	1,013,785
251	994,202
702	985,080
589	1,010,742
974	1,006,989
507	925,335
	903,629
	883,013
	874,037
	891,021
	881,615
	△ 6,409
	△ 98,709

外ノ有價證券

會	市街地信組 Urban credit cooperatives
439	1,064,803
340	1,234,999
538	1,233,049
784	1,234,163
429	1,247,327
439	1,246,767
374	1,257,644
136	1,265,046
120	1,284,193
	1,303,855
	1,313,460
	1,330,316
	1,320,197
	1,339,341
	10,147
	104,343



全 國 銀 行

Monthly report of

諸  
all banks (except)

年月末 date	預 金 Deposits						
	當座預金 current a.	普通預金 ordinary a.	定期及振替預金 time & (local payment savings)	定期積金 installment savings a.	通知預金 a. at notice	特殊預金 restricted a.	其他預金 other a.
18. 12	6,666,232	12,623,536	27,565,777	2,411,224	4,061,834	487,474	2,511,729
19. 12	7,921,068	19,214,206	35,428,374	2,115,735	4,118,838	2,484,403	4,614,642
20. 12	10,805,396	31,166,726	39,304,504	2,653,383	1,879,559	26,820,063	7,199,704
21. 1	11,034,252	29,949,729	37,482,822	2,655,098	2,478,223	26,861,981	8,452,233
2	12,584,679	33,348,536	37,054,223	2,729,300	2,444,751	26,899,443	7,702,944
3	15,893,770	41,609,173	37,418,239	2,729,427	4,449,975	25,792,140	7,964,807
4	16,056,518	40,404,078	36,345,769	2,710,286	4,450,788	27,571,400	8,126,473
5	16,242,496	41,152,852	35,010,399	2,678,704	4,090,247	24,420,446	7,817,435
6	17,941,543	41,599,955	34,517,215	2,651,217	3,693,107	23,557,283	7,386,228
7	19,342,032	42,201,517	32,711,672	2,657,107	3,045,498	24,964,163	7,023,758
8	19,705,922	41,532,174	30,492,711	2,699,093	2,755,432	25,822,792	6,794,459
	(15,139,704)	(31,541,787)	(19,534,498)	(1,929,450)	(1,907,819)	( 0 )	(2,811,899)
9	22,690,847	43,335,347	29,637,621	2,682,982	3,599,547	25,969,647	7,278,588
	(19,108,815)	(37,541,023)	(21,864,402)	(1,971,549)	(2,827,327)	( 0 )	(3,531,568)
10	24,093,137	46,228,163	29,053,492	2,676,294	4,129,959	25,799,278	7,308,803
	(21,337,794)	(40,128,330)	(21,876,329)	(2,012,247)	(3,371,265)	( 0 )	(4,334,408)
11	25,977,957	51,855,518	29,070,677	2,472,236	4,691,035	21,951,219	8,619,134
	(22,432,787)	(51,009,992)	(21,937,649)	(2,024,664)	(3,929,030)	(2,171)	(4,458,105)
12	22,628,406	43,911,342	29,279,235	2,681,354	6,027,237	1,675,018	8,766,572
	(28,966,532)	(57,839,059)	(22,372,958)	(2,044,574)	(5,334,715)	(315)	(5,686,727)
前月比較	6,550,509	7,055,790	206,658	8,146	1,361,172	△ 23,275,201	147,438
前年同月比較	21,723,160	32,744,582	△ 10,025,169	27,971	4,147,668	△ 23,145,045	1,566,868

合計 total	無 u
56,328,336	
77,526,726	
119,823,225	
118,514,307	
122,683,776	
135,465,393	
135,465,304	
139,333,559	
141,116,545	
142,583,747	
139,833,276	
72,723,113	
145,212,479	
86,815,282	
149,894,018	
93,090,403	
147,812,762	
(106,015,071)	
144,863,282	
122,238,709	
△ 4,943,481	
23,040,057	

年月末 date	コールローン call-loan	有 價 証 券			
		國 債 national govt. bonds	地 方 債 local govt. bonds	外 國 証 券 foreign securities	社 債 debentures
18. 12	351,221	240,843,618	367,272	1,083,765	6,638,011
19. 12	623,005	32,934,680	392,937	938,788	7,418,103
20. 12	316,939	44,921,314	282,385	944,490	7,766,107
21. 1	263,419	45,087,088	263,079	1,872,477	6,867,429
2	565,639	45,198,539	250,031	2,579,354	6,058,710
3	2,321,390	59,524,997	227,790	2,904,019	5,990,840
4	1,743,419	59,631,360	214,459	2,603,487	5,765,009
5	2,238,669	50,049,731	210,875	2,693,092	5,643,327
6	1,978,160	49,236,459	237,514	2,712,094	5,542,912
7	1,933,903	49,107,377	209,615	2,716,758	5,567,495
8	2,263,899	49,217,581	219,330	2,680,937	5,574,714
	(2,245,429)	(49,061,993)	(219,322)	( 0 )	(2,368,066)
9	2,208,039	48,985,598	222,038	2,683,949	5,576,598
	(2,297,791)	(48,820,249)	(221,955)	( 0 )	(2,335,777)
10	2,372,678	49,124,208	219,189	2,680,542	5,593,417
	(2,352,199)	(48,737,933)	(219,151)	( 0 )	(2,332,823)
11	2,701,874	49,023,808	223,853	2,689,937	5,613,530
	(2,671,333)	(48,632,769)	(223,853)	( 0 )	(2,330,823)
12	2,376,461	49,037,546	300,513	2,684,315	5,870,531
	2,335,831	(48,702,624)	(300,513)	( 0 )	(2,618,858)
前月比較	△ 325,413	8,758	76,667	△ 5,652	226,954
前年同月比較	2,050,501	4,116,232	18,128	1,733,916	△ 1,836,573

株 式 shares & stocks
1,235,388
1,292,446
1,314,015
1,179,747
1,101,079
1,068,266
1,058,265
1,057,639
1,023,801
1,005,557
997,885
(17)
1,003,257
(3,104)
1,006,993
(6,469)
1,005,742
(7,912)
1,007,311
11,600
1,569
△ 306,704

備考 本勘定は金融庁の指示によるものである。  
貸付金内訳中昭和20年11月迄は無擔保貸付額は手形貸付、有擔保貸付は一般貸付に属する。  
通知預金及び振替預金ノ昭和20年11月ノ計數ハ不詳ナリ。



銀行  
Monthly report of

特別預金 restricted d.	其他預金 other d.
487,74	2,511,720
3,481,103	4,014,042
26,820,063	7,199,704
1,861,981	8,052,233
6,800,443	7,702,944
3,782,140	7,964,867
7,571,400	8,126,473
2,430,446	7,817,495
3,557,231	7,386,228
4,964,163	7,663,758
5,852,792	6,794,459
(0)	(2,811,860)
5,960,647	7,278,588
(0)	(3,501,568)
5,799,270	7,308,833
(0)	(4,334,408)
1,951,219	8,619,134
(2,171)	(4,458,103)
1,675,018	8,766,572
(315)	(5,686,727)
0,275,201	147,438
5,145,045	1,566,868

諸 勘 定 (日本銀行分ヲ除ク) (日本銀行統計局編)

all banks (except Bank of Japan)

(單位千圓)  
(in thousand of yen)

合計 total	貸 出 Loans				計 total	年月末 date
	無擔保貸付 unsecured l.	有擔保貸付 l. on real estate, securities & guarantees	當座貸越 overdrafts	割引手形 bills discounted		
56,328,336	23,407,083	4,061,800	2,605,410	2,277,076	32,354,399	18. 12
77,926,726	35,169,153	9,928,462	3,058,032	2,958,168	51,154,115	19. 12
119,823,225	81,105,332	8,841,855	4,729,390	2,855,080	97,621,737	20. 12
118,514,303	69,030,201	25,857,915	5,148,251	2,954,843	103,591,359	21. 1
122,683,776	71,722,150	26,498,697	4,793,259	2,909,301	105,983,633	2
136,845,593	75,791,667	24,068,102	3,849,508	2,379,447	106,088,729	3
135,465,304	77,130,529	24,176,506	3,583,594	2,539,151	107,423,878	4
139,333,559	77,433,003	25,123,820	3,287,537	3,088,062	108,933,030	5
141,116,545	79,160,326	26,926,132	2,984,521	3,760,508	112,831,585	6
142,563,747	81,996,380	27,713,807	2,254,507	4,457,131	116,421,832	7
139,833,276	83,611,774	28,273,156	1,435,419	4,825,553	118,176,912	8
(72,723,113)	(6,477,000)	(2,011,477)	(195,172)	(871,219)	(9,555,776)	
145,232,479	87,527,488	30,207,181	1,449,109	5,651,278	124,835,070	9
(86,815,282)	(9,861,072)	(4,484,691)	(315,815)	(1,936,526)	(16,597,112)	
149,894,018	89,192,751	32,595,903	1,493,987	6,795,785	130,078,442	10
(93,090,403)	(12,086,681)	(7,062,033)	(426,647)	(3,319,604)	(22,894,975)	
149,812,762	93,488,223	35,191,106	1,493,532	6,969,176	137,145,047	11
(106,045,001)	(15,222,088)	(10,062,775)	(457,727)	(3,641,502)	(23,384,077)	
144,863,282	93,241,923	37,840,607	1,588,181	7,735,657	146,406,678	12
122,238,709	22,188,376	(13,715,108)	562,875	(4,493,772)	(40,960,137)	
△4,943,481	5,753,697	2,619,501	91,949	766,481	9,261,631	前月比較
2,040,057	18,016,568	28,938,752	△ 3,140,909	4,880,577	48,784,941	前年同月比較

券

社 債 debentures
6,638,011
7,418,103
7,766,107
6,867,429
6,058,710
5,990,840
5,765,009
5,643,327
5,542,912
5,567,495
5,574,714
(2,308,066)
5,576,598
(2,305,777)
5,593,417
(2,332,823)
5,643,530
(2,330,823)
5,870,534
(2,618,858)
226,954
△1,835,573

Securities		預 金 deposits with others	現 金 cash	年月末 date
株 式 shares & stocks	計 total			
1,235,388	33,415,084	1,319,834	2,048,800	18. 12
1,292,446	42,945,014	2,010,418	2,486,237	19. 12
1,314,015	55,228,234	7,700,473	4,211,722	20. 12
1,179,747	55,269,837	7,842,861	3,726,462	21. 1
1,101,079	55,187,731	8,767,297	7,406,977	2
1,068,266	63,395,904	10,621,577	4,199,875	3
1,058,265	63,302,588	9,566,788	3,662,446	4
1,057,639	59,555,580	9,738,724	3,845,765	5
1,023,801	58,632,788	9,331,716	3,754,055	6
1,005,557	58,636,810	9,743,479	4,232,802	7
997,885	58,690,516	8,976,126	3,940,213	8
(17)	(51,583,400)	(8,161,759)	(3,940,213)	
1,003,257	58,468,401	9,784,253	5,191,938	9
(3,104)	(51,351,102)	(9,031,401)	(5,191,601)	
1,006,963	58,624,033	9,713,759	6,168,119	10
(6,459)	(51,289,406)	(8,919,968)	(6,167,651)	
1,005,742	58,591,963	9,340,923	5,333,183	11
(7,912)	(51,254,367)	(8,580,535)	(5,332,934)	
1,007,311	58,900,228	10,829,191	10,979,020	12
11,600	(51,633,599)	(10,105,577)	10,979,020	
1,569	△ 308,265	1,488,265	5,645,837	前月比較
△ 306,704	3,671,994	3,128,748	6,767,298	前年同月比較

ヲ掲記セリ。



特別銀行

Monthly report of

年月末 date	預 金 Deposits						
	當座預金 current a.	普通預金 ordinary a.	定期及振替預金 time a. (incl. d.)	定期積金 investment savings	通知預金 notice a. d.	特殊預金 special a.	其他預金 other a.
18. 12	402,908	562,922	1,300,727	96	255,079	145,578	1,555,120
19. 12	518,037	990,122	2,063,586	5,790	261,743	754,493	2,315,237
20. 12	905,502	1,471,309	2,111,073	12,226	59,000	2,052,179	3,435,107
21. 1	1,085,349	1,404,032	2,115,009	12,592	185,778	2,051,500	3,725,665
2	1,242,804	1,534,496	2,123,102	12,725	122,823	2,048,194	3,907,635
3	1,410,946	1,800,057	2,116,147	12,804	214,517	2,055,575	4,197,156
4	1,487,526	1,838,169	2,057,503	12,775	256,069	2,007,505	4,456,415
5	1,461,009	1,875,745	2,015,026	12,629	172,386	2,157,931	3,691,765
6	1,512,639	1,861,478	1,972,912	12,804	116,172	3,314,574	3,561,317
7	1,796,539	1,920,410	1,927,685	36,565	147,163	3,633,905	3,592,519
8	2,142,610	1,869,282	1,848,106	13,876	107,110	3,811,525	3,437,114
9	(1,891,471)	(1,363,227)	(1,030,142)	(7,806)	(46,311)	( 0)	(238,835)
10	1,800,423	2,505,098	1,843,896	12,376	132,594	3,901,013	3,433,237
11	(1,679,899)	(1,325,819)	(1,184,178)	(9,482)	(74,312)	( 0)	(227,774)
12	1,948,224	2,409,796	1,822,346	12,335	217,178	3,764,920	3,521,861
1	(1,787,467)	(2,158,906)	(1,232,222)	(9,754)	(167,428)	( 0)	(301,147)
2	2,070,417	3,150,422	1,824,218	13,195	289,225	2,806,932	3,955,729
3	(1,877,419)	(2,790,518)	(1,247,422)	(9,953)	(237,006)	( 0)	(345,787)
4	2,618,735	3,076,140	1,863,021	12,208	434,160	158,714	2,622,539
5	(2,343,13 )	(3,681,193)	(1,222,762)	(9,744)	(304,337)	( 0)	(451,721)
前月比較	518,318	925,717	38,803	△ 967	144,935	△ 2,648,218	△ 1,332,790
前年同月比較	1,713,233	2,094,831	△ 248,052	△ 28	374,470	△ 1,865,465	△ 812,168

諸 Special Ba

計 total
4,231,487
6,947,958
10,047,096
10,581,286
10,991,873
11,956,365
12,315,973
12,386,471
12,351,596
13,014,777
13,259,634
(4,577,786)
13,281,342
(5,031,451)
13,636,675
(5,647,026)
14,119,146
(6,508,109)
11,785,92
(8,187,839)
△ 2,324,222
1,738,828

年月末 date	コーポレーション corp-issu	有 價 證 券			
		國 債 national govt. bonds	地 方 債 local govt. bonds	外 國 證 券 foreign securities	社 債 debentures
18. 12	69,620	3,065,973	10,514	86,484	458,582
19. 12	251,550	3,227,075	11,301	48,451	493,274
20. 12	115,700	3,191,859	12,106	44,322	420,286
21. 1	84,000	3,221,568	11,597	107,373	362,762
2	193,300	3,171,244	11,531	159,571	321,481
3	515,000	3,253,599	11,476	167,436	309,292
4	379,600	3,472,203	11,399	167,436	308,279
5	450,000	3,397,805	11,209	167,436	308,111
6	331,600	3,498,296	11,165	167,508	307,417
7	495,000	3,315,970	11,006	167,514	306,380
8	728,000	3,365,682	10,935	167,514	306,348
9	(737,000)	(3,315,612)	(10,935)	( 0)	(62,133)
10	718,500	3,206,320	10,880	167,514	305,849
11	(717,500)	(3,125,824)	(10,880)	( 0)	(61,862)
12	683,499	3,210,515	10,762	167,645	305,539
1	(673,636)	(2,902,917)	(10,762)	( 0)	(61,754)
2	639,599	3,210,623	10,747	167,645	315,120
3	(621,301)	(2,903,025)	(10,747)	( 0)	(72,675)
4	451,499	3,268,099	10,719	167,645	323,618
5	(434,201)	(3,022,708)	(10,719)	( 0)	(86,351)
前月比較	△ 185,100	57,476	△ 28	0	13,528
前年同月比較	△ 338,799	76,240	△ 1,387	123,323	△ 91,638

備考 本勘定ニハ金庫ヲ含マズ、括弧内ハ新勘定ナリ。  
貸付金内訳中昭和20年11月末ハ無擔保貸付額ニハ手形貸付ヲ、有擔保貸付額ニハ證券貸付ヲ漏記セリ。  
通知預金及ビ預ケ金ノ昭和20年11月ノ計數ハ不詳ナリ。

株 shares & stocks

74,3
96,1
73,0
65,3
51,4
51,6
47,1
47,0
47,0
46,4
( 0)
46,4
( 0)
46,9
(550)
47,4
(1,074)
47,4
(1,074)
△ 26,168



銀行  
Monthly report of

特別預金 special d.	其他預金 other d.
145,576	1,555,129
754,493	2,315,237
2,052,179	3,435,107
2,051,500	3,725,665
2,048,194	3,907,635
2,055,575	4,197,156
2,007,505	4,456,415
3,157,931	3,691,765
3,314,574	3,561,317
3,633,905	3,552,519
3,811,525	3,437,114
( 0)	(238,835)
3,901,013	3,433,337
( 0)	(227,774)
3,764,920	3,521,861
( 0)	(301,147)
2,806,932	3,955,729
( 0)	(345,787)
168,714	2,622,539
( 0)	451,721)
△2,648,218	△1,332,790
△1,863,465	△ 812,168

諸 勸 定  
Special Banks

(日本銀行統計局調)(單位千圓)

(in thousand of yen)

計 total	貸 出 金 Loans				計 total	年月末 date
	無擔保貸付 unsecured l.	有擔保貸付 l. on real estate, securities & guarantees	當座貸越 overdrafts	割引手形 bills discounted		
4,231,487	4,796,348	3,027,177	212,157	1,312,654	9,318,338	18, 12
6,947,958	8,347,920	4,811,306	407,202	2,003,937	15,570,365	19, 12
10,047,096	16,276,680	4,909,475	1,091,333	2,517,984	24,795,476	20, 12
10,581,286	9,554,335	11,931,104	1,279,098	2,627,204	25,391,750	21, 1
10,991,873	9,657,261	12,152,626	1,284,548	2,695,022	25,789,457	21, 2
11,956,365	11,712,030	10,387,365	1,259,906	2,182,833	23,542,136	3
12,315,973	11,791,388	10,412,085	1,256,233	2,327,100	27,786,879	4
12,386,471	10,881,247	11,636,876	1,216,145	2,721,038	26,455,309	5
12,351,596	10,150,453	12,880,606	908,521	3,043,524	26,983,106	6
13,014,777	10,515,350	13,300,497	737,145	3,368,232	27,941,276	7
13,239,634	11,224,744	13,491,260	571,306	3,698,027	28,985,403	8
(4,577,786)	(795,629)	(494,892)	(32,002)	(481,430)	(1,833,957)	
13,283,342	11,543,680	14,630,032	572,995	4,161,118	30,907,831	9
(5,001,451)	(1,101,483)	(1,762,756)	(37,146)	(986,663)	(3,888,081)	
13,636,675	12,257,582	15,663,683	592,567	4,732,826	33,246,663	10
(5,647,026)	(1,355,800)	(3,002,357)	(62,410)	(1,759,234)	(6,179,794)	
14,119,146	12,450,498	16,953,622	572,395	4,597,691	34,574,211	11
(6,508,109)	(1,672,465)	(4,393,488)	(44,203)	(1,730,076)	(7,847,217)	
11,785,921	11,385,251	13,069,993	610,055	4,900,705	38,626,012	12
(8,183,893)	(3,611,256)	(5,542,352)	(59,630)	(2,155,087)	(11,369,227)	
△2,324,222	1,934,756	1,116,371	37,660	363,014	3,451,871	前月比較
1,738,828	△1,891,426	13,160,518	△ 481,278	2,442,721	13,233,536	前年同月比較

券

社 債 debentures
458,582
493,374
420,286
362,762
321,481
309,292
308,279
308,111
307,417
306,360
306,348
(62,133)
305,849
(61,862)
305,539
(61,754)
315,120
(72,675)
328,618
(86,351)
13,528
△ 91,658

Securities		預 け 金	現 金	年月末
株 式 shares & stocks	計 total	deposits with others	cash	date
	74,330	144,520	94,065	18, 12
	96,182	200,351	119,689	19, 12
	73,647	3,039,850	212,093	20, 12
	65,330	3,017,797	184,133	21, 1
	51,431	3,197,112	436,756	2
	51,681	3,234,622	432,933	3
	47,167	3,135,444	265,793	4
	47,166	3,931,819	247,089	5
	47,081	3,128,137	243,313	6
	47,083	3,425,876	300,612	7
	46,409	3,379,716	212,253	8
	( 0)	(3,298,567)	(212,206)	
	46,409	3,736,977	285,348	9
	( 0)	(3,198,568)	(285,348)	
	46,955	3,741,420	318,080	10
	(550)	(2,975,985)	(318,080)	
	47,479	3,751,618	361,959	11
	(1,074)	(2,587,522)	(331,959)	
	47,479	38,223,395	2,154,703	12
	(1,074)	(3,123,854)	(2,154,703)	
	0	201,791	1,792,744	前月比較
	△ 26,168	263,362	1,942,610	前年同月比較

付フ掲記セリ。



普通銀行 Monthly report of

諸 ordinary Bank

年月末 date	預 金 Deposits						
	當座預金 current d.	普通預金 ordinary d.	定期及振替預金 time d. fixed d.	定期積金 instalment savings	通知預金 d. at notice	特殊預金 special d.	其他預金 other d.
18. 12	6,263,264	10,054,824	21,585,504	160,751	3,806,755	342,398	918,008
19. 12	7,403,031	15,892,231	28,574,335	388,810	3,854,155	2,729,910	2,120,304
20. 12	9,899,804	28,024,229	32,726,077	658,997	1,819,849	24,683,568	4,530,728
21. 1	9,948,906	26,939,912	32,088,268	659,505	2,292,445	24,725,921	4,127,951
2	11,341,685	29,969,809	31,719,358	681,655	2,321,928	24,676,537	3,629,400
3	14,423,784	37,320,202	32,080,594	683,763	4,235,358	24,640,675	3,597,440
4	14,368,932	36,131,404	30,944,634	679,530	4,194,719	25,275,383	3,513,182
5	14,782,457	36,792,430	29,981,264	674,487	3,827,881	25,179,727	3,998,037
6	16,429,104	37,163,633	29,398,559	670,806	3,576,935	31,149,992	3,743,261
7	17,545,502	37,648,465	27,926,591	668,089	2,898,335	31,235,957	4,032,950
8	17,563,332	36,974,518	25,826,754	676,436	2,648,342	31,916,517	3,278,986
	(13,248,242)	(27,807,950)	(16,157,432)	(478,804)	(1,861,507)	( 0)	(2,506,426)
9	20,830,419	38,481,210	25,027,261	657,742	3,463,953	31,925,055	3,767,440
	(17,428,924)	(33,171,923)	(18,454,438)	(492,999)	(2,753,015)	( 0)	(3,207,613)
10	22,749,902	40,828,750	24,490,523	651,988	3,912,772	31,940,656	3,710,993
	(19,590,327)	(35,190,047)	(18,422,116)	(498,622)	(3,205,837)	( 0)	(3,967,636)
11	23,907,539	50,439,647	24,537,408	646,732	4,376,809	19,118,115	4,500,452
	(20,755,398)	(45,165,919)	(18,540,128)	(493,180)	(3,692,030)	(2,171)	(4,048,354)
12	29,909,731	56,278,360	24,697,333	644,059	5,563,047	1,512,373	6,071,409
	(26,637,393)	(50,801,841)	(18,874,900)	(493,317)	(4,910,378)	( 315)	(5,171,631)
前月比較	6,062,192	5,838,213	159,525	△ 2,673	1,216,238	△ 17,605,742	1,480,957
前年同月比較	20,000,927	28,254,131	△ 8,028,744	△ 14,938	3,773,198	△ 23,171,165	1,534,681

合計 total
43,131,507
60,962,776
102,349,252
100,782,908
104,370,372
116,981,721
115,327,834
119,262,831
121,132,290
121,935,889
118,914,934
(62,061,361)
124,193,081
(75,505,912)
128,285,584
(81,872,581)
127,616,668
(92,700,752)
124,706,321
(106,919,809)
△ 2,910,378
22,357,068

年月末 date	コールローン call-loan	有 價 證 券 Securities			
		國 債 national govt. bonds	地 方 債 local govt. bonds	外 國 證 券 foreign securities	社 債 debentures
18. 12	2,5001	15,137,269	247,150	664,531	4,559,311
19. 12	368,455	22,886,103	205,829	574,022	5,251,366
20. 12	201,260	35,152,619	197,735	619,883	5,810,573
21. 1	179,410	35,288,679	194,275	1,082,895	5,365,971
2	327,330	35,450,445	181,534	1,738,257	4,684,314
3	2,006,360	40,694,406	169,693	1,754,027	4,609,658
4	1,368,860	40,612,065	148,469	1,753,505	4,407,137
5	1,786,660	40,547,605	145,805	1,753,504	4,286,624
6	1,646,560	40,605,483	142,673	1,773,700	4,235,493
7	1,441,900	40,67,6018	142,294	1,777,396	4,247,720
8	1,525,889	40,706,501	141,852	1,742,327	4,256,968
	(1,508,429)	(40,630,980)	(141,814)	( 0)	(1,600,468)
9	1,598,539	40,663,877	142,442	1,742,330	4,259,419
	(1,580,291)	(40,579,024)	(142,404)	( 0)	(1,658,450)
10	1,889,179	40,798,047	140,665	1,741,801	4,256,514
	(1,678,563)	(40,712,370)	(140,627)	( 0)	(1,664,306)
11	2,062,275	40,705,475	140,191	1,751,226	4,262,173
	(2,047,029)	(40,614,031)	(140,191)	( 0)	(1,675,233)
12	1,921,962	40,653,598	142,361	1,745,574	4,385,894
	(1,896,690)	(40,564,067)	(142,361)	( 0)	(1,800,879)
前月比較	△ 140,313	△ 48,877	2,170	△ 5,652	123,721
前年同月比較	1,720,702	5,500,979	△ 55,374	1,125,691	△ 1,424,679

株 式 shares & stocks
881,672
982,517
1,070,824
1,001,351
935,841
902,773
897,220
896,211
881,948
873,631
874,951
( 17)
878,257
(3,104)
880,891
(5,713)
878,931
(6,609)
880,391
(7,613)
1,46
△ 150,43

備考 括弧内ハ新勘定ナリ。  
貸付金内訳中昭和20年11月迄ハ無擔保貸付額ハ手 形貸付ヲ、有擔保貸付ハ證書貸付ヲ掲記セリ。  
通知預金ノ昭和20年12月ハ不詳ナリ。



銀行  
Monthly report of

特殊預金 special d.	其他預金 other d.
342,308	918,008
2,729,910	2,120,304
1,083,568	4,536,728
4,725,921	4,127,951
4,076,537	3,629,400
4,640,575	3,597,440
5,475,383	3,513,182
9,179,727	3,998,037
1,149,992	3,743,261
1,235,957	4,032,950
1,916,517	3,278,986
( )	(2,506,426)
1,935,055	3,767,440
( )	(3,207,613)
1,940,656	3,710,993
( )	(3,967,635)
9,118,115	4,590,452
(2,171)	(4,048,354)
1,512,373	6,071,409
(315)	(5,171,631)
7,605,742	1,480,957
3,171,165	1,534,681

諸 勤 定  
ordinary Banks

(日本銀行統計局調) (單位千圓)

(in thousand of yen)

合計 total	貸 出 Loans				計 total	年月末 date
	無擔保貸付 unsecured l.	有擔保貸付 l. on real estate, securities and guarantees	當座貸越 overdrafts	割引手形 bills discounted		
43,131,507	18,480,435	658,569	2,363,281	961,22	22,466,707	18. 12
60,962,776	26,362,198	4,789,820	2,650,830	994,531	34,797,379	19. 12
102,349,252	64,504,247	3,574,037	3,638,057	337,096	72,053,437	20. 12
100,782,908	59,607,625	13,529,614	3,869,153	327,639	77,325,171	21. 1
104,370,372	61,594,346	13,928,176	3,508,711	274,339	79,305,572	2
116,981,721	63,608,177	13,333,450	2,589,602	193,614	79,727,845	3
115,327,834	64,867,287	15,455,303	2,327,361	212,051	80,862,005	4
119,262,283	66,095,543	15,203,552	2,071,392	367,624	81,740,914	5
121,132,290	68,568,307	13,777,210	2,076,000	717,074	85,138,594	6
121,955,889	71,025,476	14,130,073	1,517,362	1,088,849	87,762,362	7
118,914,934	71,942,760	14,504,813	895,023	1,127,526	88,470,129	8
(62,061,361)	(5,273,806)	(1,490,428)	(163,170)	(389,789)	(7,417,26)	
124,193,081	75,530,809	15,212,297	876,114	1,494,160	93,109,830	9
(75,505,912)	(8,445,179)	(2,591,591)	(278,069)	(949,833)	(12,265,274)	
128,285,584	76,480,238	16,691,976	901,420	2,062,959	96,716,598	10
(87,872,581)	(10,415,531)	(3,942,078)	(364,247)	(1,560,370)	(16,282,227)	
127,616,698	80,590,304	17,770,107	924,137	2,371,485	101,656,126	11
(2,700,752)	(13,242,733)	(5,395,703)	(413,521)	(1,911,426)	(2,963,385)	
124,706,321	84,386,967	19,475,551	978,426	2,774,952	107,615,904	12
(106,919,809)	(18,217,912)	(8,056,055)	(533,215)	(2,337,785)	(23,145,040)	
△2,910,378	3,766,573	1,705,447	51,289	403,167	5,959,778	前月比較
22,357,668	19,882,720	15,901,517	△2,659,631	2,437,856	35,362,467	前年同月比較

券

社 債 debentures
4,559,311
5,251,366
5,810,573
5,365,971
4,684,314
4,609,658
4,407,137
4,286,624
4,235,493
4,247,720
4,256,938
(1,600,468)
4,259,419
(1,658,450)
4,256,514
(1,664,306)
4,262,173
(1,675,233)
4,335,894
(1,800,879)
123,721
△1,424,679

Securities		預 金 deposits with others	現 金 cash	年月末 date
株 式 shares & stocks	計 total			
881,072	21,489,933	659,774	1,888,000	18. 12
982,517	23,899,837	1,479,517	2,257,613	19. 12
1,070,824	42,851,635	4,425,975	3,874,418	20. 12
1,001,351	42,933,171	4,625,005	3,425,382	21. 1
935,841	42,990,391	5,290,337	6,709,660	2
902,773	48,121,557	7,172,728	3,693,367	3
897,220	47,818,400	6,225,977	3,329,165	4
896,211	47,629,751	6,377,936	3,519,173	5
881,948	47,639,299	6,034,671	3,116,445	6
873,631	47,717,661	6,202,081	3,827,936	7
874,951	47,722,603	5,470,517	3,627,098	8
(17)	(42,433,281)	(4,740,055)	(3,026,970)	
878,257	47,686,329	6,322,431	4,768,162	9
(3,104)	(42,382,583)	(5,654,435)	(4,767,847)	
880,895	47,817,927	6,317,166	5,687,425	10
(5,713)	(42,523,018)	(5,608,285)	(5,686,957)	
878,933	47,735,001	6,107,711	4,820,173	11
(6,602)	(42,436,059)	(5,395,314)	(4,819,924)	
880,393	47,897,822	7,190,153	8,515,318	12
(7,612)	(42,514,520)	(6,474,378)	(8,515,057)	
1,460	72,821	1,083,242	3,725,115	前月比較
△110,431	4,956,187	2,764,978	4,670,900	前年同月比較



貯蓄銀行

Monthly report of

年月末 date	預金 Deposits						貸付金 Loans		
	普通預金 ordinary savings	定期及 据置預金 time & fixed d.	定期積金 instalment d.	特殊預金 restricted d.	其他預金 other d.	合計 total	無擔保貸付 unsecured l.	有擔保貸付 secured l.	計 total
18. 12	2,005,888	4,610,536	2,250,388	0	38,580	8,905,342	190,300	379,045	569,354
19. 12	2,352,853	4,770,503	2,021,135	0	178,501	10,022,952	459,035	427,336	786,371
20. 12	1,071,188	3,467,354	1,982,150	84,316	227,869	7,432,877	414,475	358,343	772,824
21. 1	1,605,775	3,278,945	1,983,209	84,560	198,617	7,151,106	468,241	408,197	874,438
2	1,814,231	3,221,750	2,034,920	84,712	165,909	7,321,531	470,693	417,905	888,604
3	2,398,914	3,219,480	2,032,840	85,900	170,271	7,907,507	471,460	347,287	818,748
4	2,434,505	3,123,623	2,017,981	88,512	156,876	7,821,497	471,854	309,208	781,064
5	2,484,627	3,014,109	1,991,588	92,788	127,693	7,710,805	456,213	280,592	736,807
6	2,544,844	2,945,844	1,967,607	92,714	81,650	7,602,659	441,566	268,316	709,885
7	2,632,642	2,857,396	1,952,453	94,301	78,289	7,615,081	455,554	262,637	718,194
8	2,658,303	2,817,851	2,009,384	94,750	78,405	7,658,693	444,300	277,083	721,386
	(2,370,600)	(2,206,923)	(1,442,840)	(0)	(66,603)	(6,086,966)	(308,405)	(26,157)	(334,563)
9	2,778,439	2,786,384	2,012,864	94,601	77,789	7,750,057	452,999	364,852	817,856
	(2,543,884)	(2,228,786)	(1,469,068)	(0)	(65,981)	(6,307,719)	(313,410)	(130,344)	(443,757)
10	2,989,617	2,740,533	2,011,971	93,694	75,944	7,911,759	454,981	330,244	785,181
	(2,779,407)	(2,221,891)	(1,503,869)	(0)	(65,620)	(6,570,793)	(315,350)	(117,601)	(42,954)
11	3,265,448	2,709,051	2,013,289	25,172	72,953	8,085,918	447,331	467,377	914,710
	(3,053,555)	(2,200,089)	(1,518,531)	(0)	(63,902)	(6,836,140)	(306,870)	(273,604)	(80,475)
12	3,556,808	2,718,981	2,025,087	3,531	72,224	8,377,038	469,699	295,000	764,722
	(3,348,025)	(2,205,266)	(1,541,303)	(0)	(63,375)	(7,156,001)	(329,208)	(116,661)	(445,870)
前月比較	261,360	9,630	11,798	△ 21,241	△ 729	291,120	22,368	△ 172,317	△ 149,948
前年同月比較	1,885,620	△ 748,373	42,637	80,385	△ 155,645	944,161	55,224	△ 63,283	△ 8,062

備考 括弧内ハ新勘定ナリ。  
貸付金内訳中昭和20年11月末ノ無擔保貸付欄ハ手形貸付ヲ、有擔保貸付欄ハ證書貸付ヲ掲記セリ。

八大銀行  
Principal assets and liabilities

年月末 date	預金 Deposits							貸出金			
	當座預金 current d.	普通預金 ordinary d.	定期預金 time d.	定期積金 instalment savings	通知預金 d. at notice	特殊預金 restricted d.	其他預金 other d.	計 total	無擔保貸付 unsecured loans	有擔保貸付 l. on real estate & guarantees	當座貸越 overdrafts
21. 4	9,387,725	18,430,481	16,309,745	12,716	3,831,052	19,871,477	1,695,739	69,538,935	55,599,756	9,075,182	1,820,654
5	9,879,647	18,693,700	15,650,318	12,623	3,421,319	22,974,510	1,979,483	72,620,600	56,753,772	8,818,255	1,637,218
6	11,129,052	18,821,946	15,334,150	12,618	3,119,900	23,854,365	1,862,866	74,134,901	58,982,284	9,182,520	1,680,750
7	11,798,618	18,963,502	14,188,136	12,345	2,473,936	24,900,680	2,142,551	74,479,775	60,978,586	9,212,147	1,144,903
8	11,714,453	18,424,586	12,698,743	11,905	2,230,573	25,534,446	1,600,251	72,214,966	61,669,435	9,784,750	618,463
	(8,756,073)	(12,955,865)	(6,486,864)	(9,685)	(1,522,862)	(0)	(1,158,333)	(30,889,684)	(3,649,488)	(768,575)	(91,656)
9	13,848,218	19,179,572	12,140,641	11,234	2,985,126	25,550,429	1,972,191	75,687,418	64,749,938	10,162,126	578,111
	(11,580,974)	(15,929,841)	(7,835,125)	(9,133)	(2,332,959)	(0)	(1,646,647)	(39,304,681)	(5,953,274)	(1,318,371)	(137,646)
10	15,149,261	20,341,666	11,821,403	11,167	3,402,517	25,133,390	1,994,806	78,254,223	65,138,030	11,217,210	589,097
	(13,000,032)	(17,278,988)	(7,830,510)	(9,047)	(2,764,973)	(29)	(1,754,503)	(42,638,085)	(7,370,284)	(2,089,941)	192,670
11	16,451,715	26,927,322	11,780,499	10,833	3,828,640	16,289,137	2,414,320	77,772,472	68,007,799	11,914,930	676,093
	(14,281,929)	(23,614,181)	(7,855,550)	(8,182)	(3,203,003)	(36)	(2,127,704)	(51,052,158)	(9,591,991)	(2,904,420)	(297,126)
12	20,620,581	30,375,480	11,799,951	11,610	4,969,174	1,320,477	3,030,109	72,127,376	70,490,342	12,688,813	692,752
	(18,291,011)	(26,888,806)	(8,019,437)	(8,252)	(4,374,632)	(16)	(2,477,159)	(60,059,906)	(13,022,030)	(4,148,851)	(329,520)
前月比較	4,168,875	3,448,158	19,452	777	1,140,514	△ 14,968,660	615,786	△ 5,575,056	1,882,552	773,914	166.0

諸  
saving banks

有	
國債 national govt b.	地方債 local govt b.
5,881,406	109,600
6,781,502	85,800
6,576,836	72,540
6,576,841	57,200
6,576,850	56,900
6,576,990	56,620
6,577,092	54,500
6,095,230	53,800
5,102,680	53,670
5,115,369	56,310
5,115,398	66,570
(5,115,398)	(66,570)
5,115,401	68,680
(5,115,401)	(68,680)
5,115,646	67,700
(5,115,646)	(67,700)
5,115,710	72,910
(5,115,710)	(72,910)
5,115,849	147,430
(5,115,849)	(147,430)
139	74,510
△ 1,460,987	74,880

諸  
of Eight Big

Loans	
割引手形 bills discounted	計 total
155,954	66,651,549
310,204	67,519,449
593,332	70,438,886
866,792	72,202,426
867,654	72,940,314
(245,605)	(4,755,365)
1,171,330	76,661,559
(700,002)	(8,109,296)
1,704,590	78,648,939
(1,268,835)	(10,911,732)
1,963,124	83,161,949
(1,553,495)	(14,347,533)
2,276,763	86,088,716
(1,827,005)	(19,327,418)
253,639	2,923,767



銀行

Monthly report of

付金 Loans	
有擔保貸付 secured l.	計 total
379,045	569,354
427,336	786,371
358,343	772,824
406,197	874,438
417,905	888,604
347,287	818,748
309,208	781,064
280,592	736,807
288,316	709,885
202,637	718,194
277,083	721,586
(26,157)	(334,563)
364,852	817,856
(130,344)	(443,757)
330,244	785,181
(117,001)	(42,2954)
467,377	914,710
(273,604)	(80,475)
295,060	764,762
(116,661)	(445,870)
△172,317	△ 149,948
△ 63,283	△ 8,662

ヲ掲記セリ。

銀行

Assets and liabilities

貸出金		
貸付 red	有擔保貸付 l. on real estate & guarantees	當座貸越 overdrafts
0,750	9,075,182	1,820,654
3,772	8,818,255	1,637,218
2,284	9,182,520	1,680,750
5,586	9,212,147	1,144,903
4,435	9,784,755	618,463
488	(768,575)	(91,666)
5,038	10,162,126	578,111
274	(1,318,371)	(137,646)
1,030	11,217,211	589,091
284	(2,089,941)	192,671
790	11,914,939	670,093
901	(2,904,420)	(297,226)
342	12,688,853	692,752
030	(4,148,851)	(329,529)
552	773,914	166,919

諸 勘 定

saving banks

(單位千圓)  
(in thousand of yen)

有 價 證 券 Securities						預ケ金	現 金	年月末
國 債 national govt. b.	地 方 債 local govt. b.	外 國 證 券 foreign securities	社 債 debenture	株 式 stock & share	計 total	deposits with other	cash	date
5,881,406	109,608	398,750	1,620,118	279,386	8,229,268	215,540	66,195	18. 12
6,781,502	85,867	314,315	1,673,463	213,747	9,068,894	240,520	108,905	19. 12
6,576,836	72,544	280,195	1,535,248	169,544	8,634,376	234,648	124,401	20. 12
6,576,841	57,207	682,200	1,138,693	113,066	8,568,026	200,059	116,947	21. 1
6,576,850	56,966	681,526	1,052,915	113,807	8,482,072	279,848	200,561	2
6,576,990	56,621	682,546	1,051,890	113,812	8,481,861	214,227	73,525	3
6,577,092	54,593	682,546	1,049,593	113,878	8,477,704	205,367	67,488	4
6,095,230	53,861	682,062	1,048,592	114,262	7,994,010	197,375	79,503	5
5,102,680	53,676	770,896	1,000,002	94,772	7,022,019	168,908	94,297	6
5,115,399	56,315	771,848	1,013,415	84,843	7,041,813	115,522	104,254	7
5,115,398	66,573	771,126	1,011,398	76,525	7,041,022	125,893	100,859	8
(5,115,398)	(66,573)	(0)	(585,465)	(0)	(5,767,437)	(123,147)	(100,859)	
5,115,401	68,684	771,096	1,011,330	78,581	7,045,095	106,668	138,428	9
(5,115,401)	(68,684)	(0)	(585,465)	(0)	(5,769,551)	(103,885)	(138,406)	
5,115,646	67,762	771,096	1,031,364	78,813	7,064,686	133,491	162,614	10
(5,115,646)	(67,762)	(0)	(606,763)	(236)	(5,790,409)	(130,708)	(162,614)	
5,115,710	72,918	771,096	1,066,287	79,330	7,105,344	131,764	151,051	11
(5,115,710)	(72,918)	(0)	(641,920)	(236)	(5,830,786)	(128,935)	(151,051)	
5,115,849	147,433	771,066	1,155,962	79,439	7,269,811	255,373	279,260	12
(5,115,849)	(147,433)	(0)	(731,628)	(2,914)	(5,997,825)	(255,309)	(279,260)	
189	74,515	0	89,705	109	164,467	123,609	128,209	前月比較
△1,460,987	74,880	490,901	△ 379,256	△ 60,105	△1,364,565	20,725	154,859	前年同月比較

諸 勘 定 (日本銀行統計局調)  
of Eight Big Banks

(單位千圓)  
(in thousand of yen)

Loans		有 價 證 券 Securities							預ケ金	現 金	年月末
割引手形 bills discounted	計 total	コ ー ル call-loan	國 債 national govt. bonds	地 方 債 local govt. bonds	外 國 證 券 foreign securities	社 債 debentures	株 式 shares & stocks	計 total	deposits with others	cash	date
155,954	66,651,549	698,450	17,533,935	64,911	651,147	1,317,773	448,050	20,015,818	2,465,000	1,900,001	21. 4
310,204	67,519,449	658,800	17,539,535	63,330	651,147	1,269,188	447,468	19,970,718	2,304,530	2,040,473	5
593,332	70,438,886	514,800	17,541,004	62,713	651,106	1,246,074	447,506	19,948,403	2,190,303	1,949,771	6
866,792	72,202,426	379,600	17,553,348	62,663	651,106	1,243,456	444,650	19,955,226	2,152,601	2,327,965	7
867,654	72,940,314	612,000	17,503,910	62,655	651,104	1,234,641	443,220	19,895,534	2,466,060	2,034,873	8
(245,605)	(4,755,365)	(605,200)	(17,484,256)	(62,655)	(0)	(201,297)	(15)	(17,698,225)	(1,713,017)	(2,034,873)	
1,171,330	76,661,559	576,250	17,406,982	62,647	651,104	1,232,343	444,650	19,887,728	2,236,195	2,554,263	9
(700,002)	(8,109,296)	(566,450)	(17,418,434)	(62,645)	(0)	(203,764)	(1,429)	(17,686,274)	(1,982,652)	(2,554,263)	
1,704,590	78,648,939	610,659	17,484,471	61,206	651,104	1,227,800	445,590	19,870,175	2,568,321	2,316,833	10
(1,258,855)	(10,911,732)	(609,500)	(17,405,457)	(61,206)	(0)	(202,692)	(2,385)	(17,671,741)	(2,113,796)	(2,316,833)	
1,963,124	83,161,949	570,901	17,480,601	59,805	651,104	1,222,538	445,758	19,859,863	2,205,075	2,316,370	11
(1,553,495)	(14,347,533)	(539,750)	(17,398,809)	(59,805)	(0)	(201,271)	(2,553)	(17,662,530)	(2,013,024)	(2,316,370)	
2,276,763	86,988,716	830,808	17,478,531	58,604	651,107	1,222,937	445,751	1,985,940	2,684,486	5,163,987	12
(1,827,005)	(19,327,418)	(829,469)	(17,366,143)	(58,604)	(0)	(207,860)	(2,551)	(17,665,163)	2,445,395	(5,169,985)	
253,639	2,925,767	259,899	△ 2,066	△ 1,201	3	340	△ 5	2,920	418,811	2,353,615	前月比較



地方銀行 Principal assets and liabilities

Table with columns for Deposits (預金) and Loans (貸出金). Sub-columns include current, ordinary, time, installment, notice, restricted, and other deposits. Loan sub-columns include unsecured, secured, and overdrafts. Rows show monthly data from 1921 to 1922, plus a comparison row.

備考 地方銀行ハ八大銀行以外ノ普通銀行ナリ。

信託會社 Monthly report of

Table titled '投資有價證券 investment of securities'. Columns include date, money in trust, securities in trust, others in trust, total, national gov. bonds, local gov. bonds, foreign securities, debentures, shares & stocks, and total. Rows show monthly data from 1921 to 1922, plus comparison rows.

昭和二十年八月迄信託統制會信託財産調、十二月迄大藏省調。無擔保貸付ハ二十年十二月迄手形貸付ヲ計上セリ。昭和二十一年一月ヨリ日本銀行調 拾玖内ハ新勘定ナリ

諸 of local

Table with columns for bills discounted (割引手形) and total (計). Rows show monthly data from 1921 to 1922, plus a comparison row.

主 trust compa

Table with columns for securities entrusted (有價證券) and mortgage loans (抵當貸付). Rows show monthly data from 1921 to 1922, plus a comparison row.

\* 昭和十九年



銀行 貸出金

Table with columns: 貸出金 (Loans), 有擔保貸付 (Secured loans), 當座貸越 (Overdrafts). Rows show monthly data from 4/28 to 10/22.

株式 計

Table with columns: 株式 (Shares & Stocks), 計 (Total). Rows show monthly data from 4/28 to 10/22.

付ヲ計上セリ。

諸 勘 定 (日本銀行統計局調)

(單位千圓) (in thousand of yen)

Main table for '諸 勘 定' with columns: 割引手形 (Discounted bills), 有價證券 (Securities), 預ケ金 (Deposits), 現金 (Cash). Rows show monthly data from 4/28 to 10/22.

主 要 勘 定 (日本銀行統計局調)

(單位千圓) (in thousand of yen)

Main table for '主要 勘 定' with columns: 有價證券 (Securities), 貸出金 (Loans), 貸付 (Lent out), 其他 (Others), 預ケ金 (Deposits), 現金 (Cash). Rows show monthly data from 18/12 to 12/12.

\* 昭和十九年十一月ノ「預ケ金」ハ「現金」ヲ含ム。



生命保險會社資金 Principal assets of life

Table with columns: 年月末 (date), 預金 (deposits with others), 貸付金 (Loans), 有 (total), 國債 (national gov. bonds). Rows include monthly data from 18.7 to 21.7 and comparison rows.

備考 本表ハ内地生命保險會社全社ノ合計ナリ 預金ハ銀行預金、郵便貯蓄貯金及金銭信託ヲ含ム。有價證券及不動産ハ記帳價格。昭和十八年七月ノ貸付金不動産抵當ハ財團抵當ヲ含ム。

損害保險會 Principal assets of fire and

Table with columns: 年月末 (date), 現金 (cash), 預ケ金 (Deposits with others), 貸出金 (Loans), 國債 (national gov. bonds). Rows include monthly data from 18.12 to 21.12 and comparison rows.

備考 昭和十九年分ハ調査中ナリ

運 insurance

Table with columns: 價 (price), 地方債 (local gov. bonds), 國債 (national gov. bonds). Rows include numerical values.

社資 marine insu

Table with columns: 有 (total), 地方債 (local gov. bonds), 外國證券 (foreign securities). Rows include numerical values.



會社資金  
Assets of life

有	
總額	國債
total	national govt. bonds
5,849,363	2,222,905
7,139,657	3,140,288
8,054,118	3,821,716
8,053,045	3,825,689
8,060,998	3,829,232
8,043,538	3,833,322
8,028,509	3,833,325
8,062,250	3,826,623
8,058,746	3,834,965
7,433,007	3,838,442
7,402,086	3,834,545
7,434,495	3,811,570
7,513,233	3,788,743
7,513,253	3,788,792
7,138,836	3,788,763
△ 374,417	△ 29
△ 895,964	△ 32,958

運用狀況  
insurance companies

(生命保險中央會調)

(單位千圓)  
(in thousand of yen)

價證券 Securities				不動產 real estate	合計 total	未拂込(基) 金除キタル 資産總額 total assets excluding unpaid capital	年月末 date
地方債 local govt. bonds	社債 debentures	株式 shares & stocks	其ノ他 others				
80,855	996,691	2,035,161	513,749	171,583	7,474,015	—	18. 7
66,664	1,004,370	2,280,146	648,186	172,840	8,924,887	9,084,777	19. 7
60,619	1,079,770	2,350,848	721,837	176,959	10,247,568	11,121,992	20. 7
60,046	1,075,826	2,375,041	717,514	168,708	10,267,616	11,167,763	8
59,892	1,073,510	2,375,675	714,734	167,829	10,267,541	11,202,673	9
59,602	1,069,270	2,384,550	714,251	167,707	10,266,215	11,225,383	10
59,238	1,044,533	2,365,619	740,833	169,322	10,278,728	11,251,114	11
58,662	1,029,182	2,366,460	747,639	169,758	10,345,690	11,242,227	12
49,067	961,734	2,260,775	955,716	169,995	10,617,296	11,402,973	21. 1
29,147	940,656	2,227,528	1,032,972	170,048	10,713,585	11,719,726	2
31,525	961,986	2,038,872	566,077	167,371	10,563,363	12,172,098	3
30,900	1,025,409	2,014,870	522,235	166,692	10,312,294	12,31,294	4
34,124	1,092,592	2,028,088	490,651	166,324	10,097,290	12,187,679	5
33,742	1,160,784	2,039,295	490,638	166,556	10,036,030	12,200,742	6
34,999	1,162,739	2,029,716	122,617	163,127	9,187,382	12,188,805	7
1,256	1,955	△ 9,578	△ 368,021	△ 3,428	△ 848,647	△ 11,936	前月比較 前年同月 比
△ 25,620	82,960	△ 321,132	△ 599,220	△ 13,832	△ 1,060,185	1,066,813	

險會  
Assets of fire and

Loans	
計	國債
total	national govt. bonds
11,531	223,271
16,088	311,152
15,407	312,308
15,101	311,341
15,606	309,584
15,046	309,076
14,769	309,247
13,847	307,775
13,824	305,194
13,670	304,593
13,670	302,442
14,163	296,706
14,233	295,902
14,222	287,572
19	△ 8,330
△ 1,866	△ 23,580

社資金運用狀況  
marine insurance companies

(損害保險協會調)

(單位千圓)  
(in thousand of yen)

有價證券 Securities						信託有價 證券 securities in trust	不動產 real estate	其他 others	計 total	年月末 date
地方債 local govt. bonds	外國證券 foreign securities	社債 debentures	株式 shares & stocks	其他 others	計 total					
1,479	28,444	74,687	325,177	4,582	667,644	11,612	33,743	244,588	1,226,543	18. 12
636	43,611	75,853	329,376	22,097	782,728	13,908	38,294	1,316,535	2,714,766	20. 12
631	66,162	69,500	316,324	22,829	787,847	14,376	38,675	1,180,420	2,544,063	21. 1
541	69,749	67,897	308,662	22,290	780,484	14,353	40,101	1,479,459	2,792,649	2
528	64,735	66,968	288,658	23,009	704,385	14,140	38,790	1,099,664	2,472,173	3
1,341	62,309	68,387	288,529	23,228	702,870	14,140	38,289	1,134,115	2,501,203	4
1,341	63,698	69,316	233,390	24,021	701,013	14,140	38,380	1,164,548	2,612,970	5
1,341	47,775	70,165	230,518	23,943	681,219	14,140	38,534	1,201,197	2,503,271	6
1,341	50,732	71,859	227,476	23,943	680,545	14,140	39,617	1,226,362	2,445,412	7
1,341	53,581	65,823	178,601	20,674	624,552	13,609	42,191	1,388,576	2,597,529	8
1,341	53,581	65,820	179,111	20,674	622,969	13,609	43,122	1,395,255	2,573,861	9
1,341	53,781	65,018	181,648	20,674	619,170	18,127	51,079	1,391,237	2,635,136	10
1,339	53,781	65,138	181,075	20,685	617,923	17,918	45,317	1,457,633	2,626,907	11
1,153	53,781	65,665	181,416	20,372	609,957	17,818	46,603	1,526,711	2,679,717	12
△ 186	0	525	341	△ 313	△ 7,966	△ 100	1,286	69,078	52,810	前月比較 前年同月 比
517	10,170	△ 10,190	△ 147,960	△ 1,725	△ 172,771	3,910	8,399	210,176	△ 35,049	



農林中央金 Monthly report of the Central Bank

Table with columns: 年月末 (date), 債券 (bonds issued), 預金 (Deposits) including 當座預金, 普通預金, 通知預金, 定期及長期預金, 換戻準備預金, 其他預金, 計 (total), 借入金 (borrowed money), 貸 (loans) including 手形貸付, 證書貸付.

\* 19年12月迄ハ「定期及長期預金」ニ算入。括弧内ハ新勘定ナリ。

都道府縣農業會主要勘定 (組合金融協會調) (單位千圓) Monthly report of agricultural credit cooperatives-prefectural (in thousand of yen)

Table with columns: 年月末 (date), 農業會數 (number of cooperatives), 拂込出資金 (capital paid), 貯金 (deposits), 借入金 (borrowed money), 貸出金 (loans), 有價證券 (securities), 國債 (national govt. bonds), 預ケ金 (deposits with others), 現金 (cash).

備考 昭和21年8月以降ノ有價證券内課ハ不詳ナリ。括弧内ハ新勘定ナリ。

庫資 for Agriculture

Table with columns: 年賦貸付 (Instalment), 當座貸越 (overdrafts).

Monthly report

Table with columns: 年月末 (date), 農業會數 (number of cooperatives).

備考 設備ハ固定 昭和21年8



中央金庫 the Central Bank

庫資金狀況 for Agriculture and Forestry

(農林中央金庫調)

(單位千圓)

(in thousand of yen)

Table with columns for borrowed money, bills, and deeds. Includes rows for various dates from 18.12 to 20.12.

Main table for Agriculture and Forestry funds. Columns include Loans (Instalment, overdrafts, other), Securities (national, local, foreign), Deposits, and Cash. Includes monthly data and year-to-date comparisons.

市町村農業會(信用組合)主要勘定

(組合金融協會調) (單位千圓)

Monthly report of agricultural credit cooperatives-other than prefectural (in thousand of yen)

Table showing monthly reports for agricultural credit cooperatives. Columns include date, number of cooperatives, deposits, borrowed money, real estate, loans, securities, national bonds, deposits with others, cash, and cooperative business account.

備考 設備へ固定資産ヲ計上セリ。括弧内ハ新勘定ナリ。昭和21年8月以降ノ有價證券内譯ハ不詳ナリ。

Table with columns for deposits with others and cash. Includes monthly data and year-to-date comparisons.



市街地信用組合主要勘定 (全國市街地信用組合協會調) (單位千圓)  
 Monthly report of urban credit cooperatives (in thousand of yen)

年月末	組合數	拂込済 出資金	貯金	借入金	貸付金	有價証券	内 國債	預金	現金
date	number of cooperatives	capital paid	deposits	borrowed money	loans	securities	national govt. bonds	deposits with others	cash
18. 12	293	80,976	1,722,872	16,216	385,062	1,144,067	430,008	313,914	13,831
19. 12	335	90,033	2,690,208	14,613	418,879	1,842,368	777,565	549,018	24,417
20. 12	312	89,115	2,895,576	368,496	461,866	2,218,323	983,324	681,412	40,046
21. 1	314	89,131	2,895,261	390,468	506,287	2,239,925	1,005,976	646,329	37,359
2	313	88,870	3,059,650	421,549	493,174	2,247,948	1,013,785	785,092	95,045
3	314	89,163	3,480,000	273,270	450,200	2,241,529	994,202	1,170,582	43,431
4	314	88,810	3,448,961	290,585	434,726	2,231,847	935,080	1,125,659	41,005
5	314	88,989	3,439,027	224,710	417,172	2,266,387	1,010,743	1,079,268	40,862
6	314	88,863	3,420,727	225,741	417,904	2,272,036	1,006,989	1,057,525	41,218
7	311	88,541	3,416,259	175,286	433,416	2,209,528	925,335	1,038,006	49,745
8	311	82,599	3,358,629	142,185	419,031	2,207,484	903,629	971,122	54,048
		(1)	(2,893,898)	(142,185)	(41,032)	(1,363,614)	(903,629)	(971,122)	(54,048)
9	311	87,552	3,377,812	154,408	424,678	2,196,473	883,013	986,919	61,841
		(0)	(3,117,509)	(154,408)	(87,263)	(1,341,451)	(883,013)	(986,969)	(61,841)
10	311	88,510	3,438,112	163,082	451,097	2,204,353	874,037	967,466	66,547
		(0)	(3,187,608)	(163,082)	(144,488)	(1,350,033)	(874,037)	(937,466)	(66,547)
11	311	88,183	3,534,508	179,590	497,122	2,211,221	891,024	950,477	62,366
		(0)	(3,291,297)	(179,590)	(232,555)	(1,351,699)	(891,024)	(950,477)	(62,366)
12	311	88,540	3,638,901	222,140	595,766	2,223,939	881,615	916,831	99,130
		(0)	(3,419,847)	(222,140)	(363,648)	(1,360,178)	(884,615)	(946,831)	(99,130)
前月比較	0	337	124,393	42,550	98,644	12,738	△ 6,409	△ 3,646	36,764
前年同月比較	△ 1	△ 575	763,325	△ 146,356	133,900	5,636	△ 98,709	265,419	59,084

備考 括弧内へ新勘定ナリ

商工組合中央  
 Monthly report of the Central

年月末	債券發行高 bonds issued	預金 Deposits					計 total	貸	
		定期預金 time d.	通知預金 d. at notice	特別當座預金 ordinary d.	當座預金 current d.	其他預金 other d.		定期貸付 time l.	割賦貸付 instalment l.
18. 12	131,826	15,483	1,792	1,412	5,335	87	24,078	114,986	45,824
19. 12	171,614	17,026	1,119	1,586	3,904	850	24,485	171,989	48,272
20. 12	146,871	13,043			7,034	2,186	27,028	219,806	40,295
			3,763						
21. 1	137,901	16,120		3,029	7,265	234	26,649	219,211	39,677
2	128,321	15,992		3,740	8,879	2,725	31,337	223,505	33,444
3	113,474	14,417		2,235	5,451	12,422	37,285	218,216	31,082
4	113,759	11,271		8,985	5,841	11,176	42,886	240,370	35,707
5	104,433	11,139		7,385	7,724	19,109	51,803	297,100	35,016
6	108,385	12,949		6,665	10,219	3,910	63,783	350,049	34,886
7	106,422	12,466		3,195	10,957	34,020	63,433	339,591	37,879
8	102,719	11,135		975	10,823	37,301	62,651	332,797	37,837
	(0)	(7,880)		(645)	(7,516)	(26,505)	(42,722)	(28,235)	(50)
9	102,643	10,915		5,033	19,547	45,261	82,932	410,920	37,229
	(55,009)	(7,959)		(4,562)	(16,296)	(35,357)	(193)	(64,369)	(50)
10	101,694	9,534		4,580	24,276	55,872	96,533	423,046	34,232
	(54,955)	(7,824)		(4,250)	(23,034)	(47,844)	(286)	(83,240)	(50)
11	101,614	8,381		8,832	19,991	65,597	104,993	420,163	33,649
	(54,875)	(7,741)		(8,501)	(18,962)	(58,099)	(206)	(167,529)	(60)
12	111,479	8,977		4,266	33,131	68,552	126,872	451,214	33,540
	(71,132)	(8,382)		(3,935)	(31,877)	(61,083)	(9,961)	(208,821)	(90)
前月比較	△ 9,865	596		△ 4,566	△ 13,140	2,955	21,879	31,051	△ 109
前年同月比較	△ 35,392	△ 7,066		33,634	61,518	11,757	99,844	231,408	△ 6,755

備考 括弧内へ新勘定ナリ

年月末	月末現在 契約高	月末契約 中給付
date	mutual account outstanding	mutual delivered
18. 12	5,008,928	961
19. 12	5,533,968	87
20. 12	5,564,982	70
21. 1	5,696,884	70
2	5,882,946	70
3	5,716,188	70
4	5,686,743	70
5	5,789,870	70
6	6,051,569	70
7	6,524,991	70
8	6,907,762	70
9	7,673,554	70
10	8,224,129	70
11	8,929,029	70
12	9,727,792	70
前月比較	793,763	
前年同月比較	4,162,810	

備考 括弧内へ新勘定ナリ

金庫資  
 Bank for C

割引手形 bills discounted	當座貸 overdraft
6)	
—	
20	
20	
20	
20	
20	
20	
170	
1,189	
4,160	
(200)	
570	
(224)	
(50)	
671	
(431)	
400	
(200)	
6,563	
(6,363)	
6,168	
6,548	



全國無盡會社契約狀況並主要勘定 (全國無盡協會調) (單位千圓)  
 Monthly report of mutual loans companies (in thousand of yen)

年月末	月末現在 契約高	月末契約高 中給付済高	未給付口 掛金	預金	借入金	給付口 掛金	貸付金	有價證券	内國債	預ヶ金	現金
date	mutual account outstanding	mutual money delivered	deposits on mutual system	Deposits	borrowed money	loans on mutual system	loans	securities	national govt. bonds	deposits with others	cash
18. 12	5,008,928	961,603	1,379,936		12,837	535,856	591,170	348,835	128,756	153,641	5,973
19. 12	5,533,968	870,578	1,701,031		23,565	488,694	698,367	618,567	223,271	262,745	8,748
20. 12	5,564,982	762,707	2,079,672	21,195	32,832	399,194	966,893	829,794	278,453	420,202	14,931
21. 1	5,696,884	753,762	2,150,364	36,329	38,661	392,063	816,435	840,366	277,469	442,979	20,277
2	5,882,946	797,113	2,274,016	72,189	44,178	378,469	824,728	859,465	285,408	553,037	35,749
3	5,716,188	707,194	2,357,185	148,283	43,310	376,629	784,564	877,661	294,006	768,350	21,892
4	5,686,743	686,037	2,366,441	162,317	46,729	370,565	775,410	896,355	295,226	776,935	15,776
5	5,789,870	697,447	2,359,276	186,989	49,789	383,609	763,716	916,246	303,374	760,334	19,231
6	6,051,569	714,852	2,347,476	208,772	53,339	405,788	758,213	929,856	311,828	740,456	21,472
7	6,524,991	760,279	2,374,727	239,025	57,713	404,600	764,644	939,021	298,602	732,331	30,953
8	6,907,762	742,882	2,484,508	253,668	63,098	569,380	756,317	950,366	310,597	765,333	36,496
			(2324043)	(217,886)	(63,098)	(70,988)	(28,611)	(44,554)	(310,597)	(733,308)	36,486
9	7,673,554	887,728	2,521,789	281,054	65,365	664,156	777,831	944,969	310,587	726,848	37,412
			(2370478)	(253,350)	(65,365)	(176,632)	(79,883)	(435,157)	(310,587)	(696,809)	(37,412)
10	8,224,129	1,030,622	2,559,090	319,306	85,211	776,722	799,122	982,853	310,936	664,299	33,913
			(2452229)	(299,456)	(65,211)	(300,481)	(129,458)	(473,041)	(310,936)	(624,779)	(33,913)
11	8,929,029	1,208,553	2,439,682	354,724	72,833	881,819	851,979	999,255	313,471	636,319	39,765
			(2540019)	(312,981)	(72,833)	(417,704)	(209,694)	(489,443)	(313,471)	(608,233)	(37,765)
12	9,727,792	1,365,074	2,827,325	395,726	139,591	1,043,060	999,559	1,668,222	299,869	599,463	50,589
			(2741157)	(385,971)	(139,591)	(595,171)	(385,799)	(493,459)	(299,869)	(588,971)	(50,589)
前月比較	793,763	156,518	187,643	41,002	66,728	161,241	144,580	△ 32,433	△ 13,602	△ 36,826	10,824
前年同月比較	4,162,810	692,367	667,961	359,397	100,933	659,997	183,124	126,476	22,400	156,514	30,312

備考 括弧内へ新勘定あり

協會調) (單位千圓)  
in thousand of yen)

預ヶ金	現金
deposits with others	cash
313,914	13,831
549,018	24,417
681,412	40,046
646,329	37,359
785,092	95,045
1,170,582	43,431
1,125,659	40,862
1,079,268	41,218
1,057,525	49,745
1,038,066	54,048
971,122	(54,048)
(971,122)	61,841
986,979	(61,841)
(986,969)	66,547
967,466	(66,547)
(937,466)	62,366
950,477	(62,366)
(950,477)	99,130
946,831	(99,130)
△ 3,646	36,764
265,419	59,084

金庫資金狀況 (商工組合中央金庫調) (單位千圓)  
 Bank for Commerce and Industry (in thousand of yen)

出金 Loans				有價證券 Securities			預ヶ金	年月末	
割引手形 bills discounted	當座貸越 overdrafts	其他貸付 other l.	計 total	國債 national govt. bonds	地方債 local govt. bonds	社債 debentures	計 total	deposits with others	date
6)	807	25,151	196,918	32,430	—	1,895	34,364	3,552	18. 12
—	1,828	50,088	272,177	32,470	—	—	32,470	5,770	19. 12
20	1,817	18,703	280,642	32,470	—	—	32,470	9,182	20. 12
20	1,882	19,289	280,081	32,470	—	—	32,470	10,681	21. 1
20	1,377	18,327	281,675	32,470	—	—	32,470	15,151	2
20	939	17,311	272,569	32,470	—	—	32,470	23,665	3
20	932	17,285	294,316	32,470	—	—	32,470	12,960	4
20	917	17,430	350,485	32,470	—	—	32,470	21,980	5
170	910	17,140	403,156	32,470	—	—	32,470	19,754	6
1,189	1,498	16,900	446,558	32,666	—	—	32,666	39,526	7
4,160	823	15,606	441,283	32,666	—	—	32,666	32,049	8
(200)	(21)	(0)	(28,506)	(32,666)	—	—	(32,666)	(30,346)	
570	978	15,606	465,307	32,666	—	—	32,666	49,491	9
(324)	(120)	(0)	(78,467)	(32,666)	—	—	(32,666)	(40,776)	
671	981	15,566	474,499	32,666	—	—	32,666	69,577	10
(431)	(128)	(130)	(122,461)	(32,666)	—	—	(32,666)	(67,874)	
400	16	16,143	470,374	32,666	—	—	32,666	33,268	11
(200)	(9)	(730)	(168,519)	(32,666)	—	—	(32,666)	(31,799)	
6,563	16	14,727	505,068	32,666	—	—	32,666	26,174	12
(6,363)	(10)	(650)	(215,941)	(32,666)	—	—	(32,666)	(26,174)	
6,168	0	△ 1,416	35,694	0	—	—	0	△ 7,094	前月比較
6,548	△ 1,801	△ 3,976	223,426	196	—	—	196	16,992	前年同月比較

中央  
of the Central

貸

定期貸付 time l.	割賦貸付 instalment l.
114,986	45,824
171,989	48,272
2,980,6	40,296
219,211	39,677
223,505	38,444
218,216	33,082
240,570	35,707
297,100	35,016
350,049	34,886
339,591	37,379
332,797	37,837
(28,235)	(50)
410,920	37,229
(78,067)	(50)
423,046	34,232
(121,721)	(50)
420,163	33,649
(167,529)	(60)
451,214	33,540
(208,821)	(90)
31,051	△ 109
231,408	△ 6,755



庶民金庫 Monthly report of

諸 the Peoples' 貸出

Table with columns: 年月末 (date), 債券發行高 (bonds issued), 借入金 (borrowed money), 預金 (Deposit) sub-categories (current, ordinary, at notice, time, other), 計 (total), 小口貸付 (small l.).

昭和30年8月以降有價証券計欄ハ株式25千圓ヲ含ム。括弧内ハ新勘定ナリ。

恩給金庫諸勘定 Monthly report of the Pension Bank (in thousand of yen)

Table with columns: 年月末 (date), 債券發行高 (bonds issued), 借入金 (borrowed money), 受託金 Deposits (time, ordinary, total), 貸付金 Loans (ordinary, other, total), 有價証券 Securities (national, debentures, total), 預金 (deposits with others), 現金 (cash).

備考 21年5月以降有價証券計ハ外國証券1,318ヲ含ム。括弧内ハ新勘定ナリ。

Table with columns: 代理所 (small l. through agencies), 小口貸付 (small l.), 資金 (other).

Table with columns: 年 末 月 (date), 預金 (deposits with others), 現金 (cash).



金庫  
Monthly report of

諸 勘 定  
the Peoples' Bank

(庶民金庫調)

(單位千圓)  
(in thousand of yen)

金	計	小口貸付
d.	total	small l.
335	58,744	33,995
332	67,022	26,191
334	545,971	28,600
370	568,646	30,626
726	585,589	31,634
385	881,397	30,945
079	945,150	30,888
448	958,783	31,222
427	1,011,721	32,367
308	992,853	35,985
502	939,133	39,303
502	(939,133)	(3,392)
219	952,916	45,720
219	(952,916)	(10,380)
995	904,110	75,558
995	(904,110)	(42,062)
458	896,377	114,758
458	(896,377)	(82,160)
619	844,451	180,122
619	(844,451)	(148,913)
161	△ 51,926	65,364
285	238,480	151,522

貸 出 金 Loans				有 價 證 券 Securities				預ヶ金	現 金	年 月 末
代理所小口貸付	資金融通	當座貸越	計	國債	地方債	社債	計	deposits with others	cash	date
through agencies	other l.	overdrafts	total	national govt. bonds	Local govt. bonds	debentures	total			
40,030	18,525	84	88,934	24,054	—	894	25,548	4,255	58	18. 12
46,049	34,657	97	106,994	37,907	—	894	38,801	8,006	56	19. 12
45,161	370,664	1,294	445,721	166,581	—	6,674	173,230	95,792	162	20. 12
48,044	406,164	1,890	486,726	165,011	—	6,674	171,710	91,729	156	21. 1
49,729	449,609	1,890	532,864	165,527	—	63,480	229,033	107,856	246	2
50,365	275,163	1,910	358,385	198,413	3,647	99,702	301,818	500,391	65	3
47,909	257,269	142	336,209	198,143	8,341	143,697	350,508	298,873	97	4
47,158	280,159	196	358,737	149,295	9,818	262,965	422,133	180,889	146	5
46,986	315,429	242	395,025	199,407	9,818	283,662	492,913	104,237	139	6
47,895	290,412	347	374,589	239,017	9,818	288,588	537,448	156,623	97	7
48,317	297,739	347	385,706	286,317	9,824	294,808	590,974	83,963	144	8
(251)	(297,739)	(347)	(301,729)	(286,317)	(9,824)	(29,807)	(325,948)	(83,442)	(144)	
48,764	304,300	100	398,893	297,267	9,779	293,553	600,624	135,633	160	9
(1,252)	(304,300)	(0)	(315,932)	(297,267)	(9,779)	(29,578)	(336,624)	(120,159)		
61,626	326,398	151	463,734	300,799	9,773	292,772	603,369	88,254	496	10
(15,389)	(326,398)	(151)	(383,701)	(300,799)	(9,773)	(29,399)	(339,971)	(72,751)	(496)	
161,843	311,461	145	638,208	274,281	9,216	291,405	574,930	79,890	515	11
(116,651)	(311,461)	(145)	(563,418)	(274,281)	(9,216)	(29,379)	(312,879)	(64,831)	(515)	
337,435	409,395	623	927,575	278,964	8,882	290,592	578,349	27,757	608	12
(294,021)	(409,395)	(623)	(852,952)	(278,964)	(8,882)	(28,632)	(316,478)	(27,757)	(608)	
175,592	47,934	478	283,367	4,630	△ 334	△ 902	3,419	△ 52,133	93	前月比較
292,274	38,731	△ 671	481,834	112,383	8,882	283,829	405,063	△ 63,935	446	前年同月比較

(恩給金庫調) (單位千圓)  
(in thousand of yen)

郵便貯金及郵便振替貯金 (貯金局調) (單位千圓)  
Balance of postal savings and postal transfer savings (in thousand of yen)

Securities	預ヶ金	現金
債 計	deposits with others	cash
total		
5,330	9,839	1,267
4,472	9,373	2,253
1,348	5,857	12,532
0	5,857	9,715
1,348	5,857	14,881
1,348	5,857	13,691
1,348	5,857	12,257
0	5,857	8,719
0	5,857	8,451
0	5,857	8,209
0	5,857	7,341
(0)	(4,508)	(6,614)
0	5,857	6,503
(0)	(4,508)	(5,727)
0	5,856	5,206
(0)	(4,508)	(4,571)
0	5,856	4,221
(0)	(4,508)	(4,221)
0	4,508	7,130
(0)	(4,508)	(7,130)
0	0	2,909
1,348	△ 1,348	△ 5,402

年 末 月 date	郵 便 貯 金			郵便振替貯金 postal transfer savings	合 計 total
	六大都市所在縣 6 major prefecture	其 他 others	合 計 total		
18. 12	6,610,023	10,446,833	17,056,857	445,816	17,527,065
19. 12	10,057,570	16,865,788	26,923,358	631,003	27,554,364
20. 12	14,240,628	25,692,091	39,932,719	1,112,812	41,045,531
21. 1	14,491,513	26,576,575	41,068,088	1,147,578	42,215,666
2	14,720,222	27,737,535	42,457,757	1,244,991	43,702,748
3	15,429,513	29,859,178	45,288,691	1,297,058	46,585,749
4	16,843,746	32,951,730	49,795,476	1,349,581	51,145,057
5	16,984,914	37,698,901	54,683,816	1,417,664	56,101,480
6	17,133,438	37,707,762	54,841,200	1,276,235	56,117,435
7	16,818,813	35,402,270	52,221,083	1,126,075	53,347,158
8	16,932,655	35,033,822	52,019,477	1,079,175	53,098,652
9	17,493,756	36,338,966	53,832,722	1,126,564	54,959,286
10	17,433,438	35,976,568	53,410,006	1,175,049	54,585,055
11	17,282,333	35,739,142	53,012,475	1,157,202	54,169,677
12	16,596,193	36,406,079	53,032,272	1,049,297	54,051,569
前月比較	△ 636,14	675,937	△ 10,203	△ 107,905	△ 118,108
前年同月比較	2,355,565	10,713,988	13,069,553	△ 63,515	13,006,038



運用ノ部  
Assets

大 藏 省 預  
Monthly report of

年月末 date	國債證券 national govt. bonds	一般及特別 會計貸付金 advances to general & special accounts of govt.	地方債證券 及地方公 團體等貸付金 prefectural bonds & loans to public organ.	特殊銀行等債 券及貸付金 debentures of & loans to special banks etc.	特殊會社等 債券及貸付金 debentures of & loans to special co. etc.	外國國債證券 及貸付金 foreign bonds & loans	現 金 cash	合 計 total
18. 12	16,792,103	15,199	2,024,684	1,950,135	1,773,717	1,303,833	56,861	24,051,538
19. 12	26,309,976	376,806	2,308,036	2,705,155	2,633,619	1,684,819	97,805	36,113,230
20. 12	39,845,299	211,397	2,739,952	4,201,697	3,487,805	1,935,692	169,397	52,591,243
21. 1	40,328,929	231,397	2,734,700	4,153,532	3,517,477	1,935,692	247,296	53,148,996
2	40,179,082	321,397	2,931,743	4,248,719	3,432,923	1,935,692	1,032,048	54,111,608
3	45,481,192	1,323,797	3,220,341	4,251,268	3,399,791	1,935,692	6,145,517	65,757,601
4	47,141,624	1,702,528	3,238,080	4,219,021	3,266,875	1,935,692	6,384,230	67,888,062
5	51,814,010	1,769,728	3,688,017	4,194,072	3,233,516	1,935,692	425,690	67,060,728
6	50,130,388	2,019,728	4,289,235	4,189,604	3,205,301	1,935,692	268,346	66,038,293
7	49,672,371	2,070,187	4,288,650	4,263,251	3,208,046	1,935,692	324,923	65,763,118
8	47,690,257	2,477,747	4,209,446	4,337,022	3,207,891	1,935,692	1,333,632	65,191,725
9	47,890,543	2,470,287	4,284,598	4,305,531	3,207,995	1,935,692	256,476	64,351,157
10	46,993,137	2,470,287	4,344,298	4,296,426	3,207,958	1,935,692	193,118	63,443,920
11	47,936,504	1,870,287	4,417,111	4,300,082	3,207,830	1,935,692	230,179	63,927,688
12	50,129,775	1,970,287	4,433,729	4,307,879	3,207,741	1,935,692	46,111	66,031,218
前月比較	2,193,271	100,000	16,618	7,797	△ 89	0	△ 214,068	2,103,530
前年同月比較	10,284,476	1,758,890	1,693,777	106,182	△ 230,064	0	△ 123,286	13,433,975

金 部  
the Deposit B

郵便貯金及 貯金切手 収入金預金 postal savings & proceeds of stamp savings	時蓄債券等 収入金預金 proceeds of savings certificates & others
17,484,798	2,229,427
27,525,060	2,534,217
41,838,969	2,613,567
42,388,723	2,607,264
43,277,242	2,608,310
54,155,743	2,615,014
56,717,974	2,584,200
54,580,355	2,561,920
53,792,078	2,583,120
53,224,771	2,578,069
52,198,060	2,574,341
51,079,224	2,545,658
50,075,111	2,542,749
50,262,793	2,525,190
49,800,983	2,493,400
△ 461,810	△ 31,690
7,962,014	△ 120,071

簡易保險積立金及郵  
Principal assets of Government

年月末 date	有 價 證 券 Securities					計 total
	國 債 national govt. bonds	地 方 債 local govt. bonds	外 國 證 券 foreign securities	社 債 及 債 券 debentures & bonds	株 式 shares & stocks	
18. 12	1,200,279	649,408	10,777	814,815	122,753	2,798,035
19. 12	1,200,278	691,282	10,777	894,395	129,349	2,926,103
20. 12	1,193,673	663,268	10,777	965,486	130,542	2,963,748
21. 1	1,193,673	663,202	10,777	961,435	130,542	2,959,630
2	1,193,673	664,649	10,777	956,587	130,542	2,956,229
3	1,174,678	658,114	10,777	956,165	130,542	2,930,278
4	1,174,678	649,524	10,777	955,624	130,542	2,921,146
5	1,174,678	649,439	10,777	951,966	130,542	2,917,403
6	1,174,678	648,966	10,777	950,256	130,542	2,915,220
7	1,174,678	648,966	10,777	950,157	130,542	2,915,120
8	1,174,678	648,966	10,777	949,957	130,542	2,914,920
9	1,174,678	648,451	10,777	949,902	130,542	2,914,350
10	1,174,678	647,700	10,777	949,417	130,542	2,913,114
11	1,174,678	646,525	10,777	949,214	130,542	2,911,735
12	1,174,678	646,465	10,777	948,931	130,542	2,911,333
前月比較	0	△ 60	0	△ 283	0	△ 342
前年同月比較	△ 18,995	△ 16,803	0	△ 16,555	0	△ 52,355

便年金資  
Insurance an

貸 loans to public organizat
490,557
591,883
821,439
820,214
820,214
819,168
818,823
811,312
790,454
790,454
786,749
786,749
784,931
765,977
△ 18,984
△ 55,462



省預  
Monthly report of

金	合計
cash	total
56,861	24,051,538
97,805	36,113,250
169,397	52,591,243
247,296	53,148,996
1,032,048	54,111,608
6,145,517	65,757,601
6,384,230	67,888,062
425,691	67,060,728
268,346	66,038,293
324,923	65,763,118
1,333,632	65,191,725
256,476	64,351,157
196,118	63,443,920
230,179	63,927,688
46,111	66,031,218
△ 214,068	2,103,530
△ 123,286	13,433,975

金部狀況  
the Deposit Bureau

(單位千圓) 原資ノ部  
(in thousand of yen) Liabilities

郵便貯金及貯金切手収入金預金	貯蓄債券等収入金預金	簡易生命保險及郵便年金預金	厚生保險預金	特殊財産金預金	其ノ他會計	各種基金及供託金預金	共濟組合及法人預金	積立金共ノ他	合計	年月末
postal savings & proceeds of stamp savings	proceeds of savings certificates & others	deposit of govt. insurance & postal pension	deposit of social insurance accounts	deposit of special properties accounts	deposit of other accounts	deposit of various funds, custody intrust accounts	d. of mutual afd. associations & corporations	reserve funds etc.	total	date
17,484,798	2,229,427	1,284,912	311,360	478,141	620,936	101,597	29,516	1,510,873	24,051,538	18. 12
27,525,060	2,534,217	2,290,525	675,326	519,017	559,208	109,415	51,307	1,849,140	36,113,250	19. 12
41,838,969	2,613,567	2,991,819	1,166,350	532,087	416,895	83,946	60,522	2,887,085	52,591,243	20. 12
42,388,723	2,607,264	3,024,792	1,217,350	532,087	394,513	88,560	58,562	2,837,141	53,148,996	21. 1
43,277,242	2,608,310	3,052,546	1,357,652	532,087	254,107	97,477	56,364	2,875,820	54,111,608	2
54,155,743	2,615,014	3,065,407	1,414,829	532,087	658,119	110,822	97,844	3,107,742	65,757,601	3
56,717,974	2,584,206	3,208,092	1,441,829	532,087	493,549	109,206	167,580	2,633,537	67,888,062	4
54,580,355	2,561,929	4,045,152	1,441,829	528,549	807,708	146,055	271,533	2,677,615	67,060,728	5
53,792,078	2,583,126	4,135,586	1,462,329	528,549	263,107	121,957	104,202	3,047,356	66,038,293	6
53,224,771	2,578,069	4,162,329	1,612,329	528,549	295,474	123,229	128,799	2,986,650	65,763,712	7
52,198,060	2,574,341	4,187,701	1,611,129	530,487	976,774	128,799	155,765	2,828,662	65,191,725	8
51,079,224	2,545,658	4,219,782	1,870,796	530,487	744,671	133,036	55,320	3,172,206	64,351,157	9
50,075,111	2,542,742	4,252,295	2,041,658	530,487	692,994	140,089	47,932	3,120,638	63,443,920	10
50,262,793	2,525,191	4,523,157	2,150,118	530,487	1,490,283	151,003	37,902	2,254,747	63,927,688	11
49,800,983	2,493,436	4,815,844	2,227,118	530,487	3,440,057	165,543	37,970	2,519,716	66,031,218	12
△ 461,810	△ 31,695	289,687	77,000	0	1,949,771	15,540	68	264,969	2,103,530	前月比較
7,962,014	△ 120,671	1,824,025	1,960,768	△ 1,600	3,023,162	81,597	△ 22,552	△ 367,359	13,433,975	前年同月比較

積立金及郵  
s of Government

式	計
types	total
751	2,798,035
339	2,926,103
542*	2,963,748
542	2,959,630
542	2,956,229
542	2,930,278
542	2,921,146
542	2,917,403
542	2,915,220
542	2,915,120
542	2,914,920
542	2,914,350
542	2,913,114
542	2,911,735
542	2,911,333
0	△ 342
0	△ 52,355

便年金資金放資狀況  
Insurance and Postal Pension

(逓信院貯金保險局調)

(單位千圓)  
(in thousand of yen)

貸出金 Loans			預金部預金 deposits with Deposit Bureau	合計 total	年月末 date
公共團體=對スル貸付 loans to public organizations	契約者貸付 loans on policies	計 total			
490,557	112,423	602,908	692,014	4,093,032	18. 12
591,883	89,714	681,597	2,054,337	5,662,088	19. 12
821,439	70,261	891,700	2,697,472	6,552,921	20. 12
820,214	69,234	889,449	2,730,446	6,579,525	21. 1
820,214	68,355	888,570	2,758,199	6,602,999	2
820,214	67,592	887,807	2,771,060	6,589,145	3
819,168	65,661	884,829	2,898,745	6,704,721	4
818,823	64,176	882,999	3,779,188	7,579,591	5
811,312	63,365	874,677	3,843,106	7,633,033	6
790,454	62,575	853,029	3,865,944	7,634,095	7
790,454	61,459	851,913	3,893,657	7,660,489	8
786,749	61,277	848,026	3,925,434	7,687,814	9
786,749	61,030	847,779	3,958,666	7,719,565	10
784,931	60,689	845,620	4,231,849	7,983,239	11
765,977	60,410	826,388	4,521,497	8,259,279	12
△ 18,984	△ 279	△ 19,262	289,648	270,040	前月比較
△ 55,462	△ 9,851	△ 65,312	1,824,025	1,706,358	前年同月比較



日本證券取引所  
Monthly report of the Nippon

年月中 date	國債實物賣 買出來高 national govt. bonds transacted (spot)	社債實物 賣買出來高 debentures trans- acted (spot)	株式指數 Stock indices		株式平均 利 廻 average yield of shares	株式賣買出來高 Shares transacted		
			數量指數 volume index	價格指數 price index		清算取引 forward	實物取引 spot	計 total
18. 7	千円 47,167	千円 20,176	200.6	221.6	5.33	千株 6,864	千株 3,886	千株 10,751
19. 7	25,292	18,312	187.3	131.8	6.03	2,579	1,697	4,276
8	14,532	7,609	185.4	105.0	6.11	1,953	1,942	3,895
9	21,236	6,569	191.1	152.3	6.02	3,276	2,675	5,951
10	20,857	13,297	209.6	348.9	5.61	8,175	4,785	12,960
11	15,915	13,918	217.8	270.0	5.48	6,743	2,736	9,479
12	16,852	6,061	214.3	182.0	5.63	4,620	1,566	6,186
20. 1	18,236	14,009	215.2	146.5	5.63	3,476	1,732	5,208
2	10,894	5,883	205.1	176.1	5.79	3,875	1,905	5,780
3	7,829	5,525	193.2	183.7	5.97	3,617	3,859	7,476
4	5,320	4,194	206.3	128.4	5.90	2,485	2,136	4,621
5	7,536	2,453	205.7	100.9	5.90	1,821	2,148	3,969
6	7,560	8,139	200.6	157.3	5.94	1,614	4,695	6,309
7	10,048	8,543	201.8	101.1	5.99	952	3,205	4,157
8	2,791	3,231	207.2	43.8	5.86	684	869	1,553

備考 國債ハ外貨債ヲ含マズ、株式指數ハ大正10年1月=100

手形交換高月報  
Total of cleared bills

(銀行協會調) (單位千圓)  
(in thousand of yen)

年 月 中 date	東 京 Tokyo		大 阪 Osaka	
	枚 數 number of bills	金 額 amount	枚 數 number of bills	金 額 amount
昭和18年中	15,455,797	91,817,610	9,049,663	44,779,016
19年中	10,569,663	104,751,310	6,028,248	49,649,552
20. 12	365,801	5,113,288	157,180	3,297,790
20年中	4,347,716	82,601,602	2,292,881	43,073,687
21. 1	327,560	3,851,077	114,778	2,416,328
2	401,878	4,015,246	125,550	2,696,307
3	557,933	4,363,617	173,868	2,014,010
4	803,923	6,017,435	350,932	3,105,329
5	1,229,704	7,939,248	576,981	3,698,099
6	1,366,695	7,939,248	559,082	3,791,495
7	1,388,568	9,117,238	592,045	4,490,383
8	1,409,056	10,183,030	565,200	4,452,464
9	1,311,158	9,370,164	549,223	4,311,784
10	1,430,876	11,209,731	590,070	5,235,498
11	1,300,293	11,905,562	538,297	5,449,561
12	1,622,537	18,917,658	702,850	8,690,500
21年中	13,150,184	104,330,638		
前月比較	322,421	7,012,096	134,553	3,240,939
前年同月 比較	1,256,736	13,804,370	545,670	5,392,710

證券取  
Stock Excha

株式清算取引取組 高(月中最高殘高) outstanding contracts of shares-forward (maximum)	株 數
	千株 1,249
	2,128
	2,191
	2,501
	4,511
	5,368
	4,820
	3,785
	3,308
	3,101
	2,321
	2,012
	1,542
	1,050
	688

本邦有價  
Total amo

年 月	合 計 total amount
18. 7	139,6
19. 7	165,18
8	165,00
9	167,77
10	173,90
11	181,84
12	182,10
20. 1	186,87
2	191,04
3	
4	
5	
6	
7	
8	



取引所  
東京証券取引所

式賣買出來高

Shares transacted

引	實物取引 spot	計 total
	千株 3,886	千株 10,751
	1,697	4,276
	1,942	3,895
	2,675	5,951
	4,785	12,960
	2,736	9,479
	1,566	6,186
	1,732	5,208
	1,905	5,780
	3,859	7,476
	2,136	4,621
	2,148	3,969
	4,695	6,309
	3,205	4,157
	869	1,553

證券取引狀況 (東京市場)  
Stock Exchange • Tokyo Market

(日本證券取引所調) (單位千圓・千株)  
(in thousand of yen, thousand shares)

株式清算取引取組 高(月中最高殘高) outstanding contracts of shares-forward (maximum)	株式受渡高(清算) Stock deliveries		早受渡現在高 Volume of pre-date deliveries				年 月 中 date
	株 數 number of shares	代 金 amount	最 高 maximum		最 低 minimum		
			株 數 no. of shares	代 金 amount	株 數 no. of shares	代 金 amount	
千株 1,249	千株 1,304	千円 92,467	千株 690	千円 47,040	千株 572	千円 38,727	18. 7
2,128	451	25,203	330	20,212	230	14,175	19. 7
2,191	432	26,035	405	25,274	285	17,674	8
2,591	707	57,076	425	26,600	261	16,607	9
4,511	568	39,364	476	31,538	261	16,633	10
5,368	720	49,592	651	44,480	449	30,549	11
4,820	1,359	89,669	647	43,936	477	31,780	12
3,785	1,009	67,775	604	40,470	317	21,046	20. 1
3,308	774	49,643	488	31,585	268	16,589	2
3,101	1,023	64,446	452	28,455	207	12,712	3
2,321	786	52,106	289	18,246	155	9,418	4
2,012	584	34,297	316	20,024	167	10,159	5
1,542	608	38,695	256	16,572	86	5,432	6
1,050	400	25,792	154	9,679	61	3,851	7
688	373	24,397	122	7,842	70	4,397	8

銀行協會調 (單位千圓)  
(in thousand of yen)

阪 Osaka	金 amount
	44,779,016
	49,649,552
	3,297,790
	43,073,687
	2,416,328
	2,696,307
	2,014,010
	3,105,329
	3,698,099
	3,791,495
	4,490,383
	4,452,464
	4,311,784
	5,235,498
	5,449,561
	8,690,500
	3,240,939
	5,392,710

本邦有價證券時價總額 (日本證券取引所調)  
Total amounts of securities  
(單位百萬圓)  
(in million of yen)

清算取引上場株式時價總額  
Total amounts of shares & stocks  
dealt in the forward market  
(單位千圓・千株)  
(in thousand of yen, thousand shares)

年 月 date	合 計 total amounts	株 式 shares & stocks	債 券 debentures	上場拂込 資本金 capital paid	銘柄數 number of issues	總株數 total number of shares	時價總額 market value	當五十圓 時 market value per 50 yen
18. 7	139,645	53,510	86,135	8,453,175	267	201,066	13,543,605	80.11
19. 7	165,183	53,334	111,849	10,717,906	227	244,723	14,728,517	68.71
8	165,004	50,601	114,403	10,683,517	219	243,613	13,868,139	64.90
9	167,775	51,075	116,700	10,458,323	211	236,132	13,652,265	65.27
10	173,907	54,202	119,705	10,521,136	205	234,862	14,698,685	69.85
11	181,843	59,792	122,051	10,863,441	205	242,554	16,465,809	75.79
12	182,107	57,178	124,929	11,428,591	209	257,792	16,386,123	71.59
20. 1	186,877	57,227	129,650	13,531,324	222	304,181	18,961,082	70.06
2	191,048	57,863	133,180	14,376,264	238	323,627	20,072,772	69.81
3				14,400,224	238	323,627	19,021,432	66.75
4				14,412,724	236	323,877	18,572,475	64.43
5				14,517,644	233	323,877	18,751,732	65.03
6				14,420,144	232	323,877	17,639,875	64.63
7				14,490,144	232	324,077	18,415,777	63.55
8				14,071,394	231	315,702	18,069,890	64.21



東京卸賣物價指數  
Wholesale price index: Tokyo

(昭和八年=100) (1933=100)

類別	食農產物	其他食料及嗜好品	織原料品	布帛類	建築材料	金屬類	燃料	肥料	工業藥材	其他	總平均
年月	cereals	other food-stuffs, drinks, tobacco	textile materials	tissues	building materials	metals & metal products	fuels	fertilizers	industrial chemicals	miscellaneous	average
品目數	10	18	10	19	10	11	5	6	9	15	
number of goods	10	18	10	19	10	11	5	6	9	15	
19年平均	228.2	279.2	212.5	235.5	273.9	200.8	210.9	190.7	190.2	243.0	233.0
20. 12	266.6	491.9	326.1	235.5	684.7	1,136.5	614.9	191.4	261.8	321.7	441.2
20年平均	232.0	425.0	301.3	235.5	367.4	291.1	278.2	191.4	258.5	288.6	297.5
21. 1	348.5	532.7	326.1	235.5	684.7	1,179.6	738.4	963.5	261.8	571.0	497.5
2	355.4	573.5	326.1	235.5	884.7	1,279.6	861.9	963.5	261.8	399.1	525.2
3	1,199.7	815.2	326.1	235.5	1,196.5	2,134.5	1,473.2	963.5	738.8	518.2	868.9
4	1,199.7	853.0	784.1	2,179.0	1,330.3	2,720.8	1,473.2	1,897.3	2,532.5	1,285.1	1,359.4
5	1,203.5	908.5	784.1	2,179.0	1,602.8	2,281.0	1,473.2	2,208.5	2,532.5	1,392.3	1,395.8
6	1,207.3	940.6	784.1	2,179.0	1,955.0	2,300.8	1,473.2	2,208.5	2,547.7	1,604.7	1,435.7
7	1,207.3	1,099.6	1,307.4	2,179.0	1,955.0	2,287.4	1,473.2	2,208.5	2,608.5	1,652.9	1,574.1
8	1,207.3	1,282.5	1,481.8	2,179.0	1,955.0	2,287.4	1,473.2	2,208.5	2,608.5	1,674.5	1,642.8
9	1,207.3	2,053.9	1,481.8	2,179.0	2,073.0	2,287.4	1,473.2	2,208.5	2,608.5	1,833.5	1,788.5
10	1,207.3	2,053.9	1,481.8	2,179.0	2,047.9	2,287.4	1,473.2	2,208.5	2,608.5	1,833.5	1,787.1
11	1,897.2	2,320.7	1,481.8	2,179.0	2,022.9	2,287.4	1,541.9	2,208.5	2,187.1	1,833.5	1,947.5
12	1,993.9	2,536.1	1,481.8	2,179.0	2,022.9	2,287.4	2,596.1	2,208.5	2,187.1	1,833.5	2,063.1
21年平均	1,186.2	1,330.9	1,003.9	1,693.1	1,644.2	2,997.6	1,460.3	1,871.3	1,973.6	1,352.7	1,407.1

Government

年月	發
date	預金部 accepted Deposit B
18. 12	900
19. 12	1,000
20. 12	
21. 1	300
2	
3	5,050
4	2,851
5	1,813
6	
7	
8	
9	
10	
11	
12	

備考 其他ハ交

東京小賣物價指數  
Retail price index: Tokyo

(大正三年七月=100)  
(Jul. 1914=100)

年月	食料品	燃料燈火	服飾用品	其他	總平均
date	food	fuel & light	clothing	miscellaneous	average
昭和18平均	284	307	237	319	287.0
19平均	320	321	241	373	321.4
20. 12	1,258	541	260	604	827.1
20平均	490	392	253	481	439.7
21. 1	1,345	904	260	646	877.8
2	1,673	1,060	260	812	1,078.0
3	2,288	2,716	455	1,108	1,654.6
4	2,226	2,716	2,002	1,179	2,162.0
5	3,121	2,716	2,002	1,179	2,556.4
6	3,568	2,716	2,002	1,295	2,829.6
7	3,507	2,716	2,002	2,827	2,941.0
8	3,361	2,716	2,002	2,880	2,899.4
9	3,646	2,716	2,002	3,246	3,133.4
10	4,177	2,716	2,002	3,246	3,356.4
11	4,400	2,716	2,002	3,291	3,464.3
12	4,901	3,890	2,002	3,434	3,791.1
21平均	3,193	2,525	1,583	2,348	2,560.3

Short term

年月	食
date	交 月中發行高 amount issued during the month
18. 12	238,114
19. 12	352,587
20. 12	8,131
21. 1	545,992
2	888,668
3	673,351
4	787,654
5	2,011,392
6	382,822
7	1,327,174
8	255,131
9	654,852
10	1,417,340
11	1,820,630
12	4,760,968

※ 印ハ原系證



國債發行償還及現在高調 (日本銀行調) (單位千圓)  
 Government bonds: issues, redemptions & outstanding amount (in thousand of yen)

八年=100) (1933=100)

業藥材 Industrial chemicals	其他 miscellaneous	總平均 average
9	15	
190.2	243.0	233.0
261.8	321.7	441.2
258.5	288.6	297.5
261.8	571.0	497.5
261.8	399.1	525.2
738.8	518.2	868.9
532.5	1,285.1	1,350.4
532.5	1,302.3	1,395.8
547.7	1,604.7	1,435.7
608.5	1,652.9	1,574.1
608.5	1,674.5	1,642.8
608.5	1,833.5	1,788.5
608.5	1,833.5	1,787.1
187.1	1,833.5	1,947.5
187.1	1,833.5	2,063.1
973.6	1,352.7	1,407.1

年月 date	發行高 New issue				償還高 redemptions	現在高 Outstanding		合計 Total
	預金部引受 accepted by Deposit Bureau	日本銀行引受 accepted by Bank of Japan	其他 others	合計 Total		內國債 internal bonds	外國債 external bonds	
18. 12	900,000	2,615,000	115,042	3,630,042	0	69,847,243	894,182	70,741,425
19. 12	1,000,000	2,927,000	107,407	4,034,407	69,479	96,448,001	887,956	97,335,957
20. 12	0	30,667	5	30,672	0	129,560,466	886,689	130,447,155
21. 1	300,000	0	0	300,000	0	129,860,466	886,689	130,747,154
2	0	5,500	0	5,500	5,500	129,860,465	886,689	130,747,154
3	5,059,000	0	※5,320,000	10,379,000	315,000	139,924,465	886,689	140,811,154
4	2,851,780	0	0	2,851,780	0	142,776,245	886,689	143,662,934
5	1,813,389	0	0	1,813,389	0	144,589,634	886,689	145,476,323
6	0	0	0	0	0	144,589,634	886,689	145,476,323
7	0	0	0	0	2	144,589,632	886,689	145,476,321
8	0	0	0	0	3	144,589,629	886,689	145,476,318
9	0	0	0	0	44	144,589,584	886,689	145,476,273
10	0	850,000	0	850,000	28	145,439,555	886,689	146,326,244
11	0	5,060,000	0	5,060,000	18	150,499,537	886,689	151,386,226
12	0	0	5	5	3,888	150,495,704	886,689	151,382,393

備考 其他へ交付分ナリ、※印=ハ金融機關引受5,000,000ヲ含メリ

(大正三年七月=100)  
(Jul. 1914=100)

短期證券發行償還及現在高調 (日本銀行調) (單位千圓)  
 Short term securities: issues, redemptions & outstanding amount (in thousand of yen)

年月 date	食糧證券 Food securities			大藏省證券 Treasury certificates			短期證券 現在高 outstanding amount of short term securities	
	月中發行高 amount issued during the month	月中償還高 amount redem ed during the month	現在高 outstanding amount	月中發行高 amount issued during the month	月中償還高 amount redem ed during the month	現在高 outstanding amount		
18. 12	238,114	359,827	238,761	735,000	603,000	735,000	* 136,000	1,109,761
19. 12	352,587	382,376	266,473	1,110,000	1,010,000	1,310,000	—	1,576,473
20. 12	8,131	0	30,087	1,020,000	1,325,000	1,870,000	—	1,900,087
21. 1	545,992	576,080	0	1,165,000	850,000	2,185,000	500,000	1,665,000
2	888,668	0	888,668	710,000	1,020,000	1,875,000	0	2,553,668
3	673,331	1,561,999	0	2,310,000	1,165,000	3,020,000	0	3,187,654
4	787,654	0	787,654	90,000	710,000	2,400,000	0	6,510,000
5	2,011,392	2,799,046	0	4,420,000	2,310,000	4,510,000	2,000,000	7,372,822
6	382,822	0	382,822	1,280,000	2,300,000	3,490,000	1,500,000	9,490,000
7	1,327,174	1,709,996	0	3,210,000	2,210,000	4,490,000	3,500,000	8,045,131
8	255,131	0	255,131	1,080,000	1,280,000	4,290,000	0	10,230,000
9	654,852	909,983	0	2,650,000	3,210,000	3,730,000	6,500,000	13,567,340
10	1,417,340	0	1,417,340	650,000	3,730,000	650,000	5,000,000	11,000,000
11	1,820,630	3,237,970	0	3,000,000	3,650,000	0	3,000,000	11,000,000
12	4,760,968	0	4,760,968	0	0	0	14,000,000	26,760,000

※ 印ハ屬系證券ナリ。

總平均  
average

287.0  
321.4  
827.1  
439.7  
877.8  
1,078.0  
1,634.6  
2,162.0  
2,556.4  
2,829.6  
2,941.0  
2,899.4  
3,133.4  
3,356.4  
3,464.3  
3,791.1  
2,560.3



29

31

公社債發行 Government bonds and debentures: issues,

Table with columns for date, national gov't bonds, local gov't bonds, small bonds, and bank debentures. Each category includes sub-columns for issues, redemptions, and outstanding amount.

\*ハ貯蓄債券、報國債券其ノ他特別銀行發行ニ係ル小額債券ヲ示ス。\* 國債現在高ハ外貨債ヲ含ム。

計畫資本調

Capital planned (involved in new business projects) (日本銀行調) (單位千圓)

Table with columns for date, new incorporations, capital increases, debentures, and total. Sub-columns include number of corporations and amount.

備考 昭和二十一年三月以降發表中止

償還及 redemptions, &

Table with columns for date, issues, redemptions, and outstanding amount for corporate debentures.

年月中新

Table with columns for date and new incorporations.

備考 昭和十九年九月許可済株式及昭和二十一年



社債發行  
Issues and debentures: issues,

現在高 outstanding amount	銀行債 bank debentures		
	發行高 issues	償還高 redemptions	現在高 outstanding amount
8,828,617	39,000	50,038	11,413,903
3,082,754	45,000	59,541	15,024,809
3,980,671	60,000	100,417	14,985,392
5,979,280	20,000	108,009	14,897,382
3,976,043	140,000	99,250	14,938,152
3,974,057	255,090	81,740	15,111,502
3,958,488	144,700	105,853	15,150,368
3,957,643	259,100	107,359	15,302,108
3,955,995	180,000	46,694	15,435,413
3,954,724	200,000	11,392	15,624,021
3,952,949	0	22,947	15,601,074
3,951,007	200,000	15,566	15,785,508
3,947,816	22,000	9,057	15,798,450
3,946,995	35,200	6,986	16,123,464

償還及現在高  
redemptions, & outstanding amount

(單位千圓) (in thousand of yen)  
(日本興業銀行調)

會社債 corporations debentures			滿洲國 Manchurian bonds & debentures			支那關係 chinese bonds & debentures			計 total			年月中 date
發行高 issues	償還高 redemptions	現在高 outstanding amount	發行高 issues	償還高 redemptions	現在高 outstanding amount	發行高 issues	償還高 redemptions	現在高 outstanding amount	發行高 issues	償還高 redemptions	現在高 outstanding amount	
180,000	23,249	10,401,212	89,000	5,575	5,561,751	90,000	2,475	2,165,400	4,946,478	172,378	133,810,810	19. 11
6,000	18,123	12,401,702	0	0	0	9	0	2,568,200	99,672	87,614	173,243,136	20. 12
9,000	26,892	12,383,810	0	0	0	0	0	2,568,200	369,000	138,553	173,473,582	21. 1
10,000	16,210	12,377,600	0	0	0	0	0	2,568,200	30,000	134,346	173,369,236	2
10,000	21,727	12,365,872	0	0	0	0	0	2,568,200	10,520,000	471,828	182,471,139	3
0	5,205	12,360,667	0	0	0	0	0	2,568,200	3,106,870	102,902	185,475,106	4
120,000	17,715	12,462,952	0	0	0	0	0	2,568,200	2,078,089	152,470	187,400,206	5
94,000	20,784	12,536,168	0	0	0	0	0	2,568,200	353,100	134,361	187,618,944	6
71,000	23,325	12,583,843	0	0	0	0	0	2,568,200	251,000	71,680	187,798,263	7
83,500	7,186	12,660,156	0	0	0	0	0	2,568,200	294,396	25,047	188,067,612	8
0	16,301	12,643,855	0	0	0	0	0	2,568,200	1,869	52,932	188,016,549	9
60,000	39,259	12,664,596	0	0	0	0	0	2,568,200	1,110,900	62,905	189,063,644	10
77,000	8,501	12,733,095	0	0	0	0	0	2,568,200	5,164,293	27,117	194,200,819	11
185,000	4,715	12,913,379	0	0	0	0	0	2,568,200	646,690	23,963	191,823,006	12

外貨債ヲ含ム。

(日本銀行調) (單位千圓)  
Projects (in thousand of yen)

額	合計 total	
	社數 number of corporations	金額 amount
0,000	218	641,904
500	214	822,711
210	345	724,793
0,000	378	642,406
600	401	1,138,604
0,000	414	945,036
0,000	309	1,086,908
0,000	292	808,444
0,000	313	468,339
0,000	282	679,476
0,000	258	605,712
0,000	299	557,240
0,000	166	689,293
0,000	213	551,096
0,000	200	843,036
500	134	671,012
0,000	120	920,660
0,000	83	213,993
0,000	68	123,872
725	50	557,034
0,000	20	305,302
0	16	19,095
0	21	18,772
0,000	56	53,935
0,000	83	108,403
0	101	101,280
0,000	35	119,166

拂込資本調  
Capital paid-up

(單位千圓) (in thousand of yen)  
(日本銀行調)

年月中 date	新設 new incorporations	増資 capital increases	未拂込徴収 unpaid-capital called	計 total	解散 dissolution	減資 capital reduction	計 total
19. 7	114,611	98,847	14,687	228,147	53,413	5,217	58,630
8	7,456	24,466	11,158	430,080	915	113	1,028
9	8,325	12,427	8,308	29,067	3,010	75	3,085
10	61,593	147,313	224,243	433,150			
11	61,627	180,195	124,004	365,827			
12	75,585	164,949	123,281	363,815			
20. 1	38,700	188,545	29,376	256,621			
2	20,716	185,659	46,165	252,541			
3	27,908	149,685	161,535	339,129			
4	67,199	79,268	61,489	207,957			
5	21,160	175,183	70,370	266,714			
6	7,921	71,353	34,815	114,091			
7	6,116	26,091	7,700	139,907			
8	11,406	262,834	600	274,840			
9	922	26,094	3,262	30,278			
10	1,630	11,824	6,568	20,022			
11	2,280	4,663	300	7,243			
12	2,060	2,868	2,760	7,688			
21. 1	4,230	350	8,740	13,320			
2	5,250	2,862	474	8,586			
3	2,168	4,697	0	6,865			

備考 昭和十九年九月迄ハ官報所載登記資本調ニ據リ株式會社資本ノミヲ集計ス、同十月以降ハ日本銀行資金調整局認  
許可済株式及ビ出資持込金調ニ據ル  
昭和二十一年三月以降發表中止



29

年  
品  
num

19  
20  
20  
21

21

年  
昭

昭和二十二年二月二十日印刷  
昭和二十二年二月二十五日發行

發行所

東京都日本橋區本石町二ノ二ノ一

日本銀行統計局

編輯兼  
發行者

東京都日本橋區本石町二ノ二ノ一

篠原周一

印刷者

東京都京橋區銀座四六丁目二番地

北川武之輔

印刷所

東京都京橋區銀座四六丁目二番地

株式會社 細川活版所

定價十圓(稅共)



*FN*  
*[Signature]*

VOL. 10

THIS DOCUMENT  
RECEIVED THRU CAD  
FOR FURTHER INFORMATION  
CALL REFERENCE DIVISION  
DEPARTMENT OF STATE  
REPUBLIC 5600 EXT. 3353  
EXECUTIVE 6101 EXT. 527-528-049

昭和二十二年一月

# 金融統計月報

Financial Statistics Monthly

(第 10 號)

JAN. 1947

日本銀行統計局

BANK OF JAPAN



目 次

グラフ（日本銀行券発行高・全国銀行預金総額・全国銀行貸出総額）……折込

日本銀行旬報……………1

主要金融機関貸付投資一覧……………3

全国銀行諸勘定……………7

特別銀行諸勘定……………9

普通銀行諸勘定……………11

貯蓄銀行諸勘定……………13

大都市銀行諸勘定……………13

地方銀行諸勘定……………15

信託会社主要勘定……………15

生命保険会社資金運用状況……………17

損害保険会社資金運用状況……………17

農林中央金庫資金状況……………19

都道府県農業会主要勘定……………19

市町村農業会（信用組合）主要勘定……………20

市街地信用組合主要勘定……………21

全国無盡会社契約状況並主要勘定……………22

商工組合中央金庫資金状況……………21

庶民金庫諸勘定……………23

恩給金庫諸勘定……………23

郵便貯金及郵便振替貯金……………24

大蔵省預金部状況……………25

簡易保険積立金及郵便年金資金放資状況……………25

手形交換高月報（東京・大阪）……………27

日本証券取引所証券取引状況……………27

本邦有価証券時価総額・清算取引上場株式時価総額……………28

東京卸賣物価指数……………29

東京小賣物価指数……………29

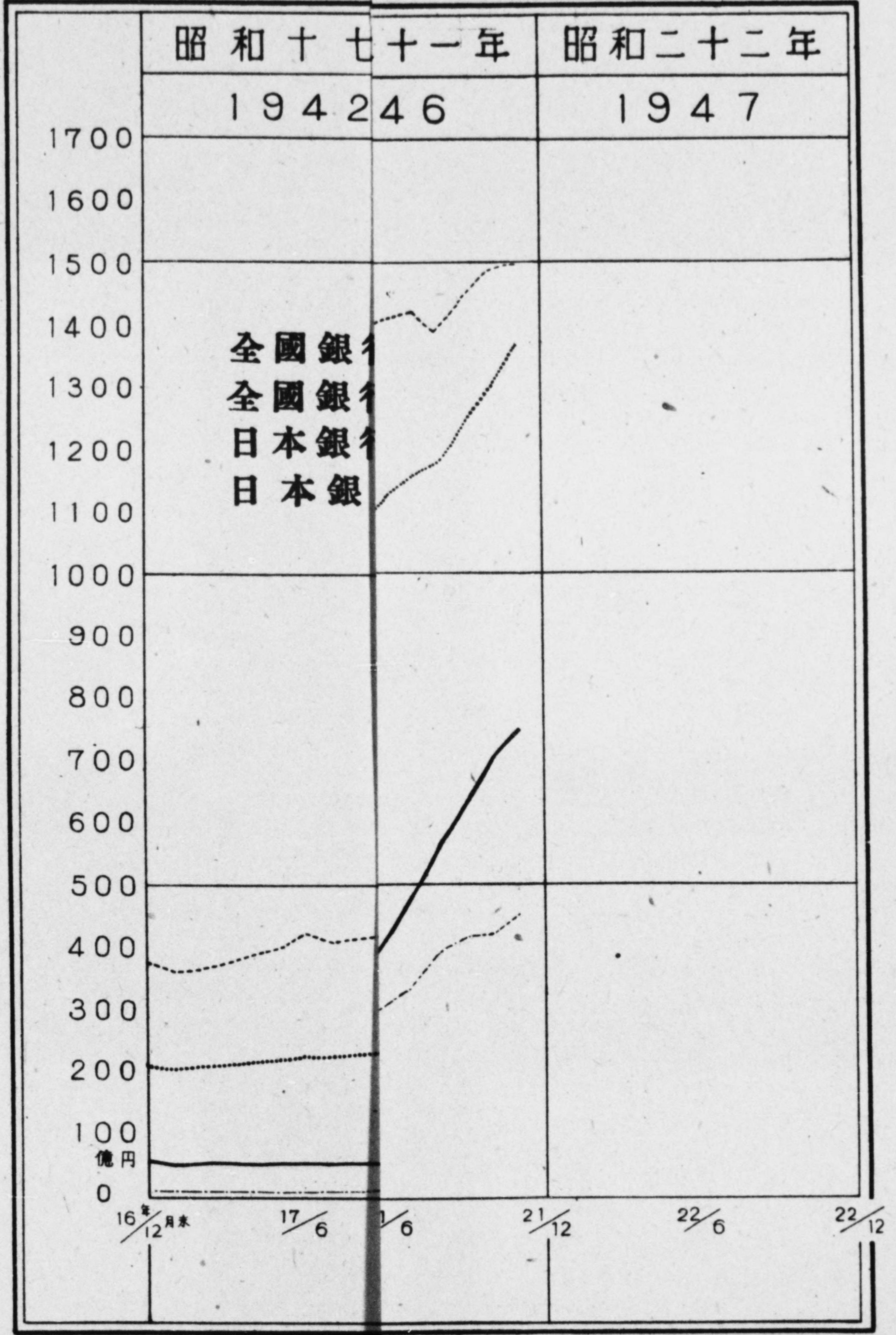
國債発行高調……………30

公社債発行償還及現在高……………31

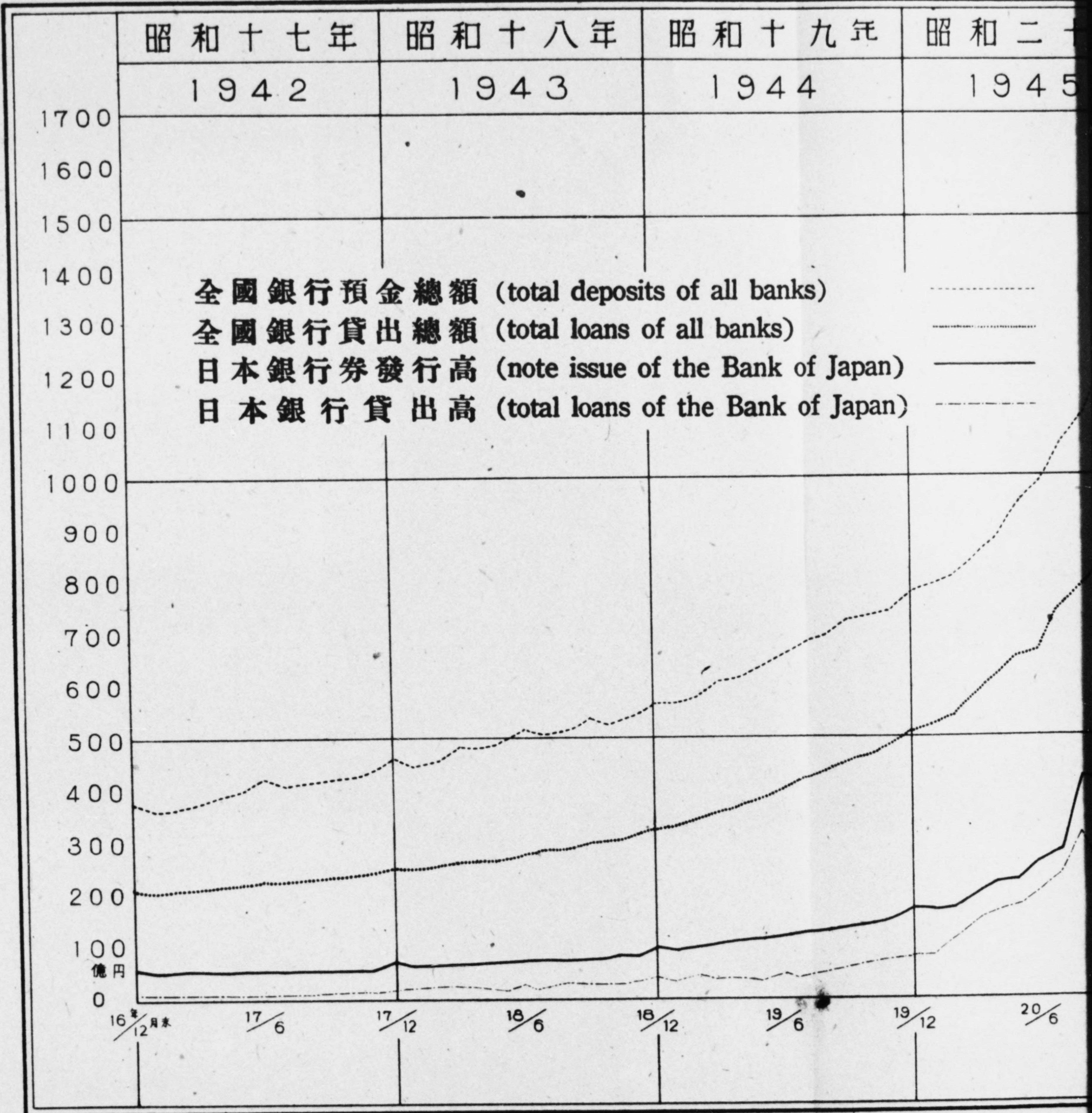
計畫資本調拂込資本調……………31

1700  
1600  
1500  
1400  
1300  
1200  
1100  
1000  
900  
800  
700  
600  
500  
400  
300  
200  
100  
億 円  
0











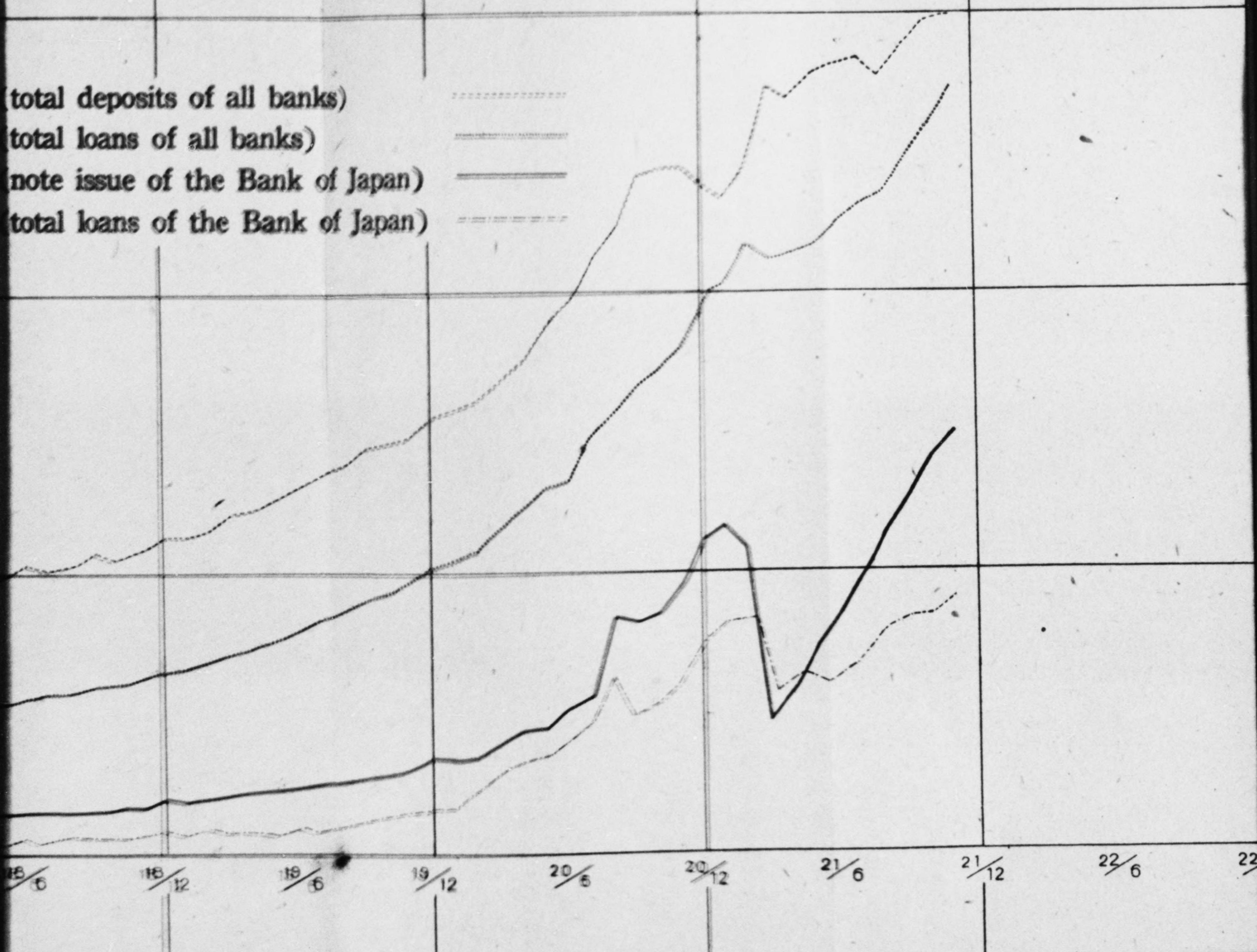
十八年	昭和十九年	昭和二十年	昭和二十一年	昭和二十二年
43	1944	1945	1946	1947

(total deposits of all banks)

(total loans of all banks)

(note issue of the Bank of Japan)

(total loans of the Bank of Japan)





Contents

Graphic (note issue of the Bank of Japan, total deposits of all banks, total loans of all banks) ... .. Page  
 Ten-day report of the Bank of Japan ... .. 1  
 Principal assets and liabilities of banking institution ... .. 3  
 Monthly report of all banks ... .. 7  
 Monthly report of special banks ... .. 9  
 Monthly report of ordinary banks... ..11  
 Monthly report of savings banks ... ..13  
 Principal assets and liabilities of Eight Big Bank ... ..13  
 Principal assets and liabilities of local banks ... ..15  
 Monthly report of trust companies... ..15  
 Principal assets of life insurance companies ... ..17  
 Principal assets of fire and marine insurance companies ... ..17  
 Monthly report of the Central Bank for Agriculture and Forestry ...19  
 Monthly report of agricultural credit cooperatives prefectural ... ..19  
 Monthly report of agricultural credit cooperatives other than prefectural ... ..20  
 Monthly report of urban credit cooperatives ... ..21  
 Monthly report of mutual loans companies... ..22  
 Monthly report of the Central Bank for Commerce and Industry ...21  
 Monthly report of the Peoples' Bank ... ..23  
 Monthly report of the Pension Bank ... ..23  
 Monthly report of the Deposit Bureau... ..24  
 Balance of Postal Savings and Postal Transfer Savings... ..25  
 Principal assets of Government Insurance and Pension ... ..25  
 Total amounts of securities. Total amounts of stocks and shares dealt in the forward market... ..27  
 Whole-sale price index: Tokyo... ..27  
 Retail price index: Tokyo... ..28  
 Total amounts of national government bonds ... ..29  
 Issue, redemption and outstanding amount of debentures ... ..29  
 Capital planned and paid ... ..30  
 Total of cleared bills (Tokyo and Osaka) ... ..31  
 Monthly report of the Nippon Stock Exchange... ..31

Table of Chronological Year

Japanese	A. D.	Japanese	A. D.
1st year of Showa	1926	18th year of Showa	1943
10 "	1935	19 "	1944
15 "	1940	20 "	1945
16 "	1941	21 "	1946
17 "	1942	22 "	1947



日 本 銀 行

Ten-day report of

the Bank of J

年月旬週末 date	負債部 Liabilities					
	發行銀行券 bank notes issued	政府預金 govt. deposits	其他預金 other deposits	雜勘定 miscellaneous accounts	資本金及積立金 capital & reserves	政府貸上金 advances to govt.
18. 11. 27	8,290,826	2,744,067	1,019,986	265,356	185,670	835
19. 11. 25	14,768,038	4,239,096	1,396,942	471,419	290,310	
20. 11. 10	44,186,868	14,208,835	3,430,594	1,097,433	211,810	
11. 20	45,627,969	14,424,648	3,643,183	1,109,598	211,810	
11. 30	47,748,891	14,405,266	3,498,635	1,112,092	211,810	
12. 10	49,168,425	15,980,085	3,429,252	1,286,448	211,810	
12. 20	51,091,095	17,786,817	3,572,070	1,618,152	211,810	
12. 31	55,440,720	17,776,619	4,159,391	1,557,167	211,810	
21. 1. 10	54,902,962	17,755,867	3,863,492	1,622,355	211,810	
1. 20	56,064,900	18,349,423	3,725,464	1,594,738	211,810	
1. 31	58,565,536	23,710,379	4,092,558	1,910,865	211,810	
2. 10	59,006,954	23,746,595	4,619,055	1,352,970	211,810	
2. 20	61,450,010	24,168,423	4,611,868	1,431,397	211,810	
2. 28	54,342,333	25,338,450	6,707,710	3,597,364	211,810	10,200,000
3. 10	16,166,016	30,880,941	15,742,345	8,624,882	211,810	10,200,000
3. 20	17,959,150	39,296,890	8,042,644	1,718,416	211,810	5,827,534
3. 31	23,322,893	37,228,954	8,056,046	797,675	232,930	5,300,000
4. 10	22,521,569	36,366,452	6,852,268	5,148,130	232,930	5,300,000
4. 20	25,328,193	35,090,967	6,541,197	5,287,685	232,930	5,300,000
4. 30	28,173,117	32,670,700	7,217,161	5,261,699	232,930	5,300,000
5. 10	31,332,696	30,940,208	6,968,177	5,385,712	232,930	5,300,000
5. 20	33,140,723	30,323,380	7,413,883	5,384,908	232,930	5,300,000
5. 31	36,315,884	24,556,586	8,246,731	5,023,876	246,640	5,300,000
6. 10	38,984,067	23,402,302	7,790,834	4,119,545	246,640	5,300,000
6. 20	40,644,349	24,192,888	7,813,384	3,695,777	246,640	5,300,000
6. 30	42,758,724	4,536,754	8,635,055	3,736,028	246,640	5,300,000
7. 10	45,613,385	4,090,346	8,654,858	3,661,135	246,640	5,300,000
7. 20	47,231,005	4,164,884	8,364,799	3,696,975	246,640	5,300,000
7. 31	49,730,794	4,014,164	9,379,059	3,745,469	246,640	5,300,000
8. 10	53,575,452	4,732,005	8,903,230	3,865,663	246,640	5,800,000
8. 20	55,358,498	4,563,384	8,358,571	4,190,274	246,640	5,800,000
8. 31	57,571,722	5,675,912	9,513,061	3,921,411	246,640	6,900,000
9. 10	60,516,233	4,306,862	9,360,204	3,080,337	246,640	6,900,000
9. 20	62,391,412	6,069,880	9,752,106	4,389,370	246,640	6,900,000
9. 30	64,435,299	5,137,200	10,594,972	3,542,900	246,557	6,900,000
10. 10	66,668,539	5,428,854	9,502,066	3,847,368	246,557	7,000,000
10. 20	68,356,164	5,827,107	8,752,320	13,632,472	246,557	7,000,000
10. 30	70,589,401	5,453,734	9,981,858	4,078,571	246,557	7,300,000
11. 10	71,155,834	4,914,037	8,478,951	4,303,554	246,557	7,300,000
11. 20	71,969,728	5,897,701	8,745,676	3,734,081	246,597	7,300,000
11. 30	74,816,697	3,813,930	9,774,161	3,741,612	246,597	7,400,000
前旬比較	2,816,939	△1,993,765	1,028,485	7,531	0	100,000
前月比較	4,227,293	△1,639,793	△ 207,697	△ 33,959	40	100,000

資	
貸出金 loans	現金 cash &
3,060,244	
7,351,438	
26,215,106	
27,263,005	
29,581,014	
31,567,642	
33,986,611	
37,838,393	
37,478,399	
38,602,112	
40,956,940	
41,798,799	
44,400,177	
41,544,935	1,000,000
28,221,696	
27,012,710	
28,649,697	
29,357,632	
29,959,189	
30,060,435	
29,796,471	
29,566,740	
29,727,369	
30,729,758	
31,037,669	
32,075,426	
33,496,492	
33,769,901	
34,711,484	
38,413,638	1,080,000
39,492,578	1,280,000
39,627,271	1,310,000
41,555,955	1,370,000
41,740,691	1,370,000
42,052,793	1,370,000
43,186,776	1,370,000
43,250,850	1,370,000
44,316,339	1,380,000
45,637,596	1,380,000
44,793,861	1,380,000
45,209,034	1,390,000
505,203	
982,695	

備考 昭和二十年七月二十一日迄ハ週報、同八月ハ月報、同九月以降ハ旬報ナリ。昭和二十一年二月二十日以前昭和二十一年六月三十日政府預金及代理店預金ヨリ海外口 19,497百萬元ヲ引落セリ。

ノ政府貸上金ハ國債券及



銀  
-day report of

行 旬 報 (日本銀行調)  
the Bank of Japan

(單位千圓)  
(in thousand of yen)

金	政府貸上金 advances to govt.	資 産 部 Assets					計 (負債資産共通) total	年月旬週末 date	
		貸 出 金 loans	現金及地金 cash & bullion	國債及債券 national govt. bonds & debentures	代理店勘定 agencies accounts	雜 勘 定 miscellaneous accounts			未拂込資本金 capital uncalled
	835	3,030,244	631,653	6,322,942	2,112,595	310,734	55,000	12,506,506	18. 11. 27
		7,354,438	522,530	8,579,601	3,380,899	1,183,337	55,000	21,075,837	19. 11. 25
		26,215,106	534,945	12,840,998	16,573,628	6,915,862	55,000	63,135,542	20. 11. 10
		27,263,005	534,041	14,328,892	15,704,115	7,132,154	55,000	65,017,210	11. 20
		29,581,014	533,497	16,245,375	15,265,175	5,296,633	55,000	66,976,695	11. 31
		31,567,642	532,296	16,477,659	16,837,858	4,605,565	55,000	70,076,021	12. 10
		33,986,611	531,536	16,504,502	18,597,960	4,604,333	55,000	74,279,944	12. 20
		37,838,393	533,247	17,126,382	18,588,286	5,004,398	55,000	79,145,709	12. 31
		37,478,399	531,774	17,053,754	18,470,470	4,767,089	55,000	78,356,487	21. 1. 10
		38,602,112	532,786	16,944,463	18,596,262	5,215,713	55,000	79,946,337	1. 20
		40,956,940	533,007	17,623,099	24,055,730	5,267,371	55,000	88,491,149	1. 31
		41,798,799	532,387	17,579,336	23,815,830	5,156,031	55,000	88,937,385	2. 10
10,200,000		44,400,177	532,515	17,728,619	23,865,649	5,291,549	55,000	91,873,510	2. 20
		41,544,935	1,036,591	7,628,361	23,655,048	6,077,731	55,000	90,197,668	2. 28
10,200,000		28,221,696	644,455	3,773,112	22,698,694	6,033,037	55,000	71,625,996	3. 10
5,827,534		27,012,710	639,583	3,636,509	23,783,467	6,184,105	55,000	67,138,911	3. 20
5,300,000		28,649,697	653,071	3,046,630	24,645,549	7,288,460	55,000	69,638,409	3. 31
5,300,000		29,357,632	654,124	5,230,743	24,732,252	7,791,596	55,000	71,121,349	4. 10
5,300,000		29,959,189	653,816	3,254,477	24,726,734	8,531,786	55,000	72,481,003	4. 20
5,300,000		30,060,495	676,110	3,370,292	24,874,194	9,219,696	55,000	73,555,609	4. 30
5,300,000		29,796,471	675,306	3,981,088	25,025,175	10,026,684	55,000	74,859,725	5. 10
5,300,000		29,566,740	680,420	5,247,589	24,623,591	11,022,683	55,000	76,495,825	5. 20
5,300,000		29,727,369	676,067	4,665,441	22,633,993	11,333,846	55,000	74,389,719	5. 31
5,300,000		30,729,758	712,358	5,160,584	22,563,327	10,022,360	55,000	74,543,389	6. 10
5,300,000		31,037,669	713,990	7,279,381	22,470,392	9,736,695	55,000	76,533,039	6. 20
5,300,000		32,075,426	715,828	8,143,390	2,961,821	10,661,735	55,000	59,913,203	6. 30
5,300,000		33,496,492	715,904	8,325,976	3,106,871	10,666,121	55,000	61,666,366	7. 10
5,300,000		33,769,901	715,493	9,448,034	3,025,680	11,390,193	55,000	63,704,304	7. 20
5,300,000		34,711,484	848,158	10,754,505	3,114,295	12,332,682	55,000	67,116,127	7. 31
5,800,000		38,413,638	1,088,923	10,825,973	3,051,076	12,088,384	55,000	71,322,995	8. 10
5,800,000		39,402,578	1,282,055	10,922,169	2,943,938	12,311,626	55,000	72,717,369	8. 20
6,900,000		39,627,271	1,314,651	11,108,747	3,442,339	14,480,739	55,000	76,928,748	8. 31
6,900,000		41,555,955	1,379,827	11,116,863	3,625,018	13,777,614	55,000	78,410,278	9. 10
6,900,000		41,740,691	1,375,341	14,185,909	3,681,817	24,910,650	55,000	92,849,410	9. 20
6,900,000		42,052,793	1,374,767	13,618,810	3,780,813	16,174,746	55,000	83,956,931	9. 30
7,000,000		43,186,776	1,376,109	14,324,692	3,908,679	15,842,129	55,000	85,633,387	10. 10
7,000,000		43,250,850	1,373,838	14,515,228	4,040,009	16,573,198	55,000	86,814,622	10. 20
7,300,000		44,316,359	1,381,942	18,381,998	2,772,217	16,142,685	55,000	90,350,123	10. 30
7,300,000		45,637,596	1,384,366	18,339,419	2,283,506	14,099,045	55,000	89,098,936	11. 10
7,300,000		44,793,861	1,388,001	19,340,546	2,493,482	15,162,942	55,000	90,533,784	11. 20
7,400,000		45,299,034	1,394,581	21,057,586	2,022,933	15,163,839	55,000	92,393,005	11. 30
100,000		505,203	6,580	1,717,040	△ 470,499	897	0	1,839,221	前旬比較
100,000		982,695	12,639	2,675,678	△ 749,284	△ 978,846	0	2,042,882	前月比較

ノ政府貸上金ハ國債券及債券ニ含マレ。

二月二十日以前



主要金融機関資  
Principal Assets and Liabilities of Bank Institutions  
(1) 資 力

力 及  
(Funds)

年月末 date	銀行 Banks	信託 Trust co.	金庫 Kinko	農林中金 Central Bank for Agriculture	農業會 Agrl. credit cooperatives	市街地信組 Urban credit cooperatives	無盡會社 Mutual loans co.
19. 11	74,708,191	4,782,414	107,759	6,196,663	20,988,456	2,569,176	1,725,371
20. 11	122,712,774	5,810,319	541,719	12,671,987	39,491,159	2,916,518	1,979,676
12	119,829,225	5,719,204	592,687	13,124,640	41,389,299	2,895,576	2,100,867
21. 1	118,514,300	5,677,446	614,982	14,030,800	43,453,618	2,895,261	2,195,693
2	122,683,776	5,669,460	635,219	14,644,924	49,229,680	3,059,650	2,346,205
3	136,845,593	5,842,983	938,055	20,532,562	59,522,830	3,480,000	2,505,448
4	135,465,304	5,780,537	1,007,369	21,006,290	60,708,618	3,448,961	2,528,758
5	139,333,559	5,897,015	1,029,604	20,703,509	59,932,915	3,439,027	2,546,265
6	141,116,545	5,861,746	1,084,172	20,227,919	59,888,209	3,420,727	2,556,248
7	142,585,747	5,778,127	1,074,649	19,696,948	59,621,030	3,416,259	2,613,752
8	139,833,276	5,384,457	1,017,078	19,593,581	59,135,340	3,358,629	2,737,576
9	145,232,479	5,437,384	1,051,092	19,249,194	59,292,072	3,377,812	2,801,834
10	149,894,018	5,449,054	1,016,335	18,593,524	59,729,069	3,438,112	2,878,396
11	149,812,762	5,424,932	1,018,359	19,473,231			2,994,406
前月比較	△ 81,256	△ 24,122	2,024	876,707			116,010
前年同月比較	27,099,988	△ 385,387	476,640	6,801,244			1,014,730

生命保險 Life insurance companies
9,400,806
10,278,728
10,345,690
10,617,296
10,713,585
10,563,363
10,312,294
10,097,290
10,936,030
9,187,383

信託ハ金錢信託、特殊金錢信託、國民貯蓄組合ノ金錢信託。金庫ハ商工、庶民、恩給、國民更生各金庫ナリ。  
重複勘定ハ銀行以外ノ各金融機關預ケ金合計ヲ計上セリ。銀行ノ預ケ金ハソノ大部分ヲ日銀ヘノ預ケ金ト認メ之ヲ重複分ヨリ  
預金部ハ特殊財産預金、其他會計預金及積立金其ノ他ヲ控除セル資力ナリ。

生命保險、損害  
控除セリ。

(2) 貸 付

(Loans)

年月末 date	銀行 Banks	信託 Trust co.	金庫 Kinko	農林中金 Central Bank for Agriculture	農業會 Agrl. credit cooperatives	市街地信組 Urban credit cooperatives
19. 11	49,167,739	2,447,746	1,056,439	612,442	1,050,630	411,550
20. 11	90,222,171	2,944,733	1,262,791	1,174,081	1,011,029	406,749
12	97,621,737	2,769,291	1,403,092	1,249,299	1,086,048	461,866
21. 1	103,591,359	2,682,870	1,418,805	1,280,792	1,160,950	506,287
2	105,983,633	2,692,941	1,478,336	1,456,555	1,049,717	493,174
3	106,088,729	2,802,026	1,279,270	1,676,941	950,719	450,206
4	107,429,878	2,831,060	1,220,781	2,034,810	929,279	434,726
5	108,933,030	2,857,406	1,297,720	2,505,537	931,055	417,172
6	112,115,585	2,875,907	1,384,796	3,438,679	963,745	417,904
7	116,421,832	2,786,917	1,405,274	4,617,541	1,041,117	433,416
8	118,176,921	2,834,227	1,390,426	5,162,080	1,223,708	419,030
9	124,835,070	2,850,829	1,422,194	6,566,349	1,139,273	424,678
10	130,078,422	2,846,406	1,491,370	8,001,903	1,549,030	451,097
11	137,145,047	2,837,672	1,987,788	7,821,639		
前月比較	7,066,615	21,236	496,418	△ 180,234		
前年同月比較	46,922,876	△ 77,061	724,997	6,647,558		

生命保險 Life insurance companies	損害 Fire ins. co.
1,410,544	
1,648,869	
1,660,151	
1,673,275	
1,697,917	
1,531,421	
1,509,840	
1,526,922	
1,512,859	
1,245,230	

重複勘定ハ簡保郵年、生保、損保以外ノ各金融機關ヨリノ借入金合計ナリ(日銀ヨリノ借入金ヲ除ク)。



關資  
Institutions  
カ

組	無盡會社 Mutual loans co.
176	1,725,371
518	1,979,676
576	2,100,867
261	2,195,693
550	2,346,205
400	2,505,438
961	2,528,758
927	2,546,265
727	2,556,248
259	2,613,752
29	2,737,576
312	2,801,834
112	2,878,396
	2,994,406
	116,010
	1,014,730

カ及ビ投資一覽  
(Funds)

(單位千圓)  
(in thousand of yen)

生命保險 Life Insurance companies	損害保險 Fire and marine ins. co.	預金部 Deposit Bureau	簡易保險 郵便年金 Govt. Insurance & Post. Pension	計 Total	重複勘定 Double accounts	差引計 Net total	年月末 date
9,400,806		32,080,571	5,541,800				19. 11
10,278,728	2,646,917	48,007,564	6,558,148	253,615,509	37,064,457	216,551,052	20. 11
10,345,690	2,714,766	48,755,174	6,552,921	254,023,049	38,599,460	215,420,589	12
10,617,296	2,544,063	49,385,255	6,579,525	256,508,300	40,873,937	215,634,363	21. 1
10,713,585	2,792,549	50,449,594	6,602,999	268,827,641	45,259,568	223,568,073	2
10,563,363	2,472,173	61,459,653	6,589,145	310,751,225	59,360,263	251,091,562	3
10,312,294	2,501,203	64,228,889	6,704,721	313,632,944	59,280,243	254,412,171	4
10,097,290	2,612,970	63,046,856	7,579,591	316,218,601	59,021,350	257,197,251	5
10,036,030	2,503,271	62,199,281	7,633,005	316,527,153	57,764,718	258,762,435	6
9,187,383	2,445,412	61,953,039	7,634,095	316,006,441	56,324,712	259,681,729	7
	2,597,529	60,855,802	7,660,489				8
	2,573,861	59,903,756	7,687,814				9
	2,635,136	59,903,790	7,719,565				10
	2,623,907	59,652,168	7,989,239				11
	△ 8,229	△ 254,622	269,674				前月比較
	△ 20,010	11,644,604	1,431,091				前年同月比較

生命保險、損害保險、預金部、簡易保險郵便年金ハ運用資金ノ總額ナリ。  
控除セリ。

(單位千圓)  
(in thousand of yen)

(Loans)

生命保險 Life insurance companies	損害保險 Fire and marine ins. co.	預金部 Deposit Bureau	簡易保險 郵便年金 Govt. Insurance & Post. Pension	無盡會社 Mutual loans co.	計 Total	重複勘定 Double accounts	差引計 Net total	年月末 date
1,410,544		2,321,275	673,105	679,130				19. 11
1,648,869	15,620	4,084,921	893,335	1,091,966	104,755,365	10,722,918	94,103,176	20. 11
1,660,151	16,088	3,991,389	891,700	1,156,087	112,306,748	11,256,691	100,951,671	12
1,673,275	15,407	3,986,311	889,449	1,208,498	118,414,003	10,876,398	110,497,471	21. 1
1,697,917	15,101	4,287,035	888,570	1,213,207	121,266,186	11,376,420	109,879,766	2
1,531,421	15,606	4,530,058	887,807	1,161,193	121,374,970	11,219,419	110,154,450	3
1,509,840	15,046	4,450,751	884,829	1,145,975	122,886,975	11,619,495	111,267,418	4
1,526,322	14,769	4,876,130	882,999	1,144,325	125,385,463	11,706,488	113,679,975	5
1,512,859	13,847	5,448,361	874,677	1,164,001	130,210,359	12,193,278	118,017,007	6
1,245,230	18,824	5,469,983	853,029	1,229,244	135,522,407	12,563,892	117,705,205	7
	13,670	5,497,174	851,913	1,325,697				8
	13,670	5,575,885	848,026	1,441,987				9
	14,169	5,647,318	847,779	1,575,844				10
	14,203	5,724,626	845,650	1,731,798				11
	37	77,308	△ 2,129	160,954				前月比較
	△ 1,417	1,640,605	△ 47,685	644,832				前年同月比較

ナリ。  
認め之ヲ重複分ヨリ

付

市街地信組 Urban credit cooperatives
411,550
406,749
461,866
506,287
493,174
450,200
434,726
417,172
417,904
433,416
419,030
424,678
451,097



( 3 ) 國 債

年月末 late	銀 行 Bank	信 託 Trust co.	金 庫 Kinko	農 林 中 金 Central Bank for Agriculture	農 業 會 Agri. credit cooperatives	市 街 地 信 組 Urban credit cooperatives
19. 11	31,777,550	723,179	166,932	2,780,211	1,454,690	742,992
20. 11	44,766,899	956,324	301,456	6,683,758	1,755,786	946,176
12	44,921,314	984,781	301,064	7,204,415	1,843,142	983,324
21. 1	45,087,088	1,147,164	299,494	7,219,092	1,867,376	1,005,976
2	45,193,539	1,151,073	300,010	7,530,046	1,915,724	1,013,785
3	50,524,994	1,153,462	332,926	12,112,617	1,989,251	994,202
4	50,661,360	1,119,471	332,926	12,804,461	2,113,702	985,080
5	50,040,730	1,122,932	283,778	11,854,015	1,920,589	1,010,742
6	49,206,459	1,121,282	333,890	12,349,264	1,929,974	1,006,989
7	49,107,377	1,123,872	373,696	12,110,043	1,873,507	925,335
8	49,217,581	1,120,302	420,996	12,336,747		903,620
9	48,985,598	1,107,414	431,946	12,311,608		883,013
10	49,124,208	1,093,967	435,478	12,170,747		874,037
11	49,028,808	1,091,611	408,963	12,430,807		
前月比較	△ 95,400	△ 2,353	△ 26,515	260,060		
前年同月比較	4,261,909	135,287	107,507	5,747,049		

(National g

無 盡 會 社 Mutual loans co.
231,065
273,848
278,453
277,469
285,408
294,006
295,226
303,374
301,828
293,602
310,597
310,587
310,936
313,471
2,535
39,623

( 4 ) 國債以外ノ有價證券

年月末 date	銀 行 Banks	信 託 Trust co.	金 庫 Kinko	農 林 中 金 Central Bank (o) Agriculture	農 業 會 Agri. credit cooperatives	市 街 地 信 組 Urban credit cooperatives
19. 11	9,885,270	1,664,669	5,366	3,038,470	3,427,341	1,039,373
20. 11	10,380,681	1,916,543	3,489	3,972,057	5,101,923	1,233,458
12	10,336,937	1,915,430	8,022	3,971,586	5,199,340	1,234,999
21. 1	10,182,732	2,181,418	6,674	4,012,362	5,261,538	1,233,949
2	9,989,174	2,162,870	64,828	4,094,768	5,341,784	1,234,163
3	9,870,905	2,124,836	194,697	4,111,119	5,387,429	1,247,327
4	9,641,220	2,105,760	153,386	4,159,965	5,549,439	1,246,767
5	9,514,843	2,105,875	274,161	4,192,709	5,734,374	1,257,644
6	9,486,321	2,043,341	294,853	4,215,701	5,819,136	1,265,046
7	9,499,425	2,028,260	299,780	4,302,197	6,003,120	1,284,193
8	9,472,923	2,016,659	305,980	4,315,703		1,303,855
9	9,482,803	2,010,937	304,680	4,553,443		1,313,460
10	9,499,811	2,000,613	303,919	4,315,811		1,330,316
11	9,533,155	1,997,060	301,994	4,315,312		
前月比較	63,344	△ 3,553	△ 1,925	△ 499		
前年同月比較	817,526	80,517	298,505	343,255		

(Other secu

無 盡 會 社 Mutual loans co.
377,447
551,581
551,341
562,897
574,057
583,555
601,129
612,872
628,028
640,419
639,769
634,382
671,917
685,784
13,867
134,203



債

(National government bonds owned by)

(單位千圓)  
(in thousand of yen)

市街地信組 Urban credit cooperatives
742,932
946,176
983,324
1,005,976
1,013,785
994,202
985,080
1,010,742
1,006,989
925,335
903,629
883,013
874,937

無盡會社 Mutual loans co.	生命保險 Life insurance companies	損害保險 Fire and marine ins. co.	預金部 Deposit Bureau	簡保郵年 Govt. Insurance & Post. Pension	計 Total	年月末 date
231,065	3,409,431		26,915,197	1,200,278		19. 11
273,848	3,833,323	309,398	39,053,340	1,193,673	100,073,981	20. 11
278,453	3,826,623	311,152	39,845,299	1,193,673	101,693,240	12
277,469	3,834,965	312,398	40,328,929	1,193,673	102,573,624	21. 1
285,408	3,828,442	311,341	40,179,082	1,193,673	102,907,123	2
294,006	3,834,545	309,584	45,481,192	1,174,678	118,201,457	3
295,226	3,811,570	309,076	47,141,624	1,174,678	120,749,174	4
303,374	3,788,743	309,247	51,814,010	1,174,678	123,622,809	5
301,828	3,788,792	307,775	50,130,388	1,174,678	121,651,319	6
298,602	3,788,763	305,194	49,672,371	1,174,678	120,755,438	7
310,597		304,532	47,690,257	1,174,678		8
310,587		302,442	47,890,543	1,174,678		9
310,936		296,706	46,993,137	1,174,678		10
313,471		295,962	47,933,504	1,174,678		11
2,535		△ 804	943,337	0		前月比較
39,623		△ 13,496	8,883,164	△ 18,995		前年同月 比

有價證券

(Other securities owned by)

(單位千圓)  
(in thousand of yen)

市街地信組 Urban credit cooperatives
1,039,373
1,233,458
1,234,999
1,233,949
1,234,163
1,247,327
1,246,767
1,257,644
1,265,046
1,284,193
1,303,855
1,313,460
1,330,316

無盡會社 Mutual loans co.	生命保險 Life insurance companies	損害保險 Fire and marine ins. co.	預金部 Deposit Bureau	簡保、郵年 Govt. Insurance & Post. Pension	計 Total	年月末 date
377,447	4,144,213		6,478,180	1,315,113		19. 11
551,581	4,210,215	471,394	8,384,052	1,773,354	37,598,747	20. 11
551,341	4,201,946	471,576	8,373,759	1,770,075	38,004,981	12
562,897	4,227,294	475,449	8,355,061	1,765,957	38,265,331	21. 1
574,057	4,230,304	469,143	8,292,044	1,762,556	38,215,691	2
583,555	3,598,462	394,801	8,277,034	1,755,609	37,455,765	3
601,129	3,591,416	393,794	8,208,914	1,746,468	37,398,258	4
612,872	3,645,752	391,766	8,175,167	1,742,725	37,647,888	5
628,028	3,724,491	373,444	8,171,468	1,720,520	37,742,349	6
640,419	3,350,073	374,851	8,225,650	1,740,442	37,478,410	7
639,769		320,020	8,192,880	1,740,242		8
634,382		320,527	8,157,961	1,739,671		9
671,917		322,464	8,137,056	1,727,660		10
685,784		322,021	8,136,089	1,737,058		11
13,867		△ 443	△ 967	△ 9,368		前月比較
134,203		△ 149,373	247,963	△ 36,296		前年同月 比



全 國 銀 行

Monthly report of

諸

all banks (exc

年月末 date	預 金 Deposits						
	當座預金 current d.	普通預金 ordinary d.	定期及振替預金 time & fixed payment savings	定期積金 instalment saving d.	通知預金 d. at notice	特殊預金 restricted d.	其他預金 other d.
18. 11	6,295,849	11,939,371	27,031,517	2,380,680	3,454,533	278,457	2,431,502
19. 11	7,512,915	18,442,450	34,005,471	3,060,587	3,876,235	3,216,332	4,534,171
20. 11	11,679,877	34,714,316	38,519,030	2,640,182	—	25,671,415	9,487,254
12	10,805,306	31,166,726	39,304,504	2,653,383	1,879,539	26,820,063	7,199,704
21. 1	11,034,255	29,949,720	37,482,822	2,655,066	2,478,223	26,861,981	8,052,233
2	12,584,579	33,348,536	37,064,223	2,729,300	2,444,751	26,809,443	7,702,944
3	15,893,770	41,609,173	37,416,237	2,729,427	4,449,975	26,782,140	7,964,867
4	16,056,518	40,494,078	36,145,760	2,710,286	4,450,788	27,571,400	8,126,473
5	16,243,496	41,152,852	35,010,399	2,678,704	4,000,247	32,430,446	7,817,495
6	17,941,543	41,569,955	34,317,215	2,651,217	3,693,107	33,557,289	7,386,228
7	19,342,032	42,201,517	32,711,672	2,657,107	3,045,498	34,964,163	7,663,758
8	19,705,992	41,532,174	30,492,711	2,699,693	2,755,452	35,852,792	6,794,459
9	(15,139,704)	(31,541,787)	(19,394,498)	(1,929,450)	(1,907,819)	( 0 )	(2,811,860)
10	22,690,847	43,365,347	29,657,521	2,682,982	3,596,547	35,960,647	7,278,588
11	(19,108,813)	(37,541,623)	(21,864,402)	(1,971,549)	(2,827,327)	( 0 )	(3,501,568)
12	24,698,136	46,228,163	29,053,492	2,676,294	4,129,950	35,799,270	7,308,893
1	(21,367,794)	(40,128,390)	(21,876,329)	(2,012,247)	(3,371,265)	( 0 )	(4,334,408)
2	25,977,957	51,855,518	29,070,677	2,673,208	4,666,035	21,950,219	8,619,134
3	(22,632,787)	(51,009,992)	(21,987,640)	(2,024,664)	(3,929,633)	(2,171)	(4,458,103)
前月比較	1,279,821	10,627,355	17,275	△ 3,086	533,084	△ 13,849,051	1,310,331
前年同月比較	14,293,080	22,141,202	△ 9,448,353	33,026	4,666,034	△ 3,721,196	△ 868,120

合計 total	無
53,811,939	
74,708,191	
122,712,074	
119,823,225	
118,514,300	
122,683,776	
136,845,593	
135,465,304	
139,333,559	
141,116,545	
142,585,747	
139,833,276	
(72,725,113)	
145,232,479	
86,815,282	
149,894,018	
(93,690,403)	
149,812,762	
(106,045,001)	
△ 81,256	
27,100,688	

年月末 date	コールローン call-loan	有 價 證 券			
		國 債 national gov't. bonds	地 方 債 local gov't. bonds	外 國 證 券 foreign securities	社 債 debentures
18. 11	389,911	22,731,824	374,697	1,092,439	6,618,346
19. 11	458,855	31,777,550	309,064	940,720	7,336,536
20. 11	705,469	44,766,899	286,927	801,930	7,879,371
12	316,930	44,921,314	282,385	944,400	7,766,107
21. 1	263,410	45,087,088	263,079	1,872,477	6,867,429
2	565,630	45,198,539	250,031	2,579,354	6,058,710
3	2,521,360	50,524,995	227,790	2,604,009	5,990,840
4	1,743,410	50,661,360	214,459	2,603,487	5,765,009
5	2,236,660	50,040,730	210,875	2,603,002	5,643,327
6	1,978,160	49,206,450	237,514	2,712,094	5,542,912
7	1,936,900	49,107,377	209,615	2,716,758	5,567,495
8	2,263,889	49,217,581	219,390	2,680,967	5,574,714
9	(2,245,429)	(49,061,990)	(219,322)	( 0 )	(2,308,066)
10	2,308,039	48,985,598	222,098	2,680,940	5,576,598
11	(2,297,791)	(48,820,240)	(221,965)	( 0 )	(2,305,777)
12	372,678	49,124,208	219,189	2,680,542	5,593,417
1	(2,352,199)	(48,730,933)	(219,151)	( 0 )	(2,332,823)
2	2,701,874	49,028,808	223,856	2,689,937	5,643,580
3	(2,671,330)	(48,632,766)	(223,856)	( 0 )	(2,389,828)
前月比較	329,196	△ 95,400	4,667	9,425	50,163
前年同月比較	1,993,414	4,231,909	△ 63,071	1,798,007	△ 2,235,791

株式 shares & stocks
1,218,471
1,298,950
1,322,443
1,314,015
1,179,747
1,101,079
1,038,266
1,058,265
1,057,639
1,023,801
1,005,557
997,885
(17)
1,003,257
(3,104)
1,006,663
(6,499)
1,005,742
(7,912)
△ 89
△ 316,702

備考 本勘定ニハ金庫ヲ含マズ括弧内ハ新勘定ナリ。  
貸付金内課中昭和20年11月迄ノ無擔保貸付額ニハ手形貸付ヲ、有擔保貸付額ニハ證書貸付ヲ掲記セリ。  
通知預金及ビ預金ノ昭和20年11月ノ計數ハ不詳ナリ。



諸 勘 定 (日本銀行ヲ除ク) (日本銀行統計局調)  
 all banks (except Bank of Japan) (in thousand of yen)

合 計 total	貸 出 Loans			計 total	年月末 date
	無擔保貸付 unsecured l.	有擔保貸付 l. on real estate, securities & guarantees	當座貸越 overdrafts		
53,811,939	22,602,841	3,872,762	2,611,679	2,127,403	18. 11
74,708,191	33,662,173	9,406,058	3,090,610	3,008,858	19. 11
122,712,074	74,836,112	8,570,951	3,998,172	2,816,924	20. 11
119,823,225	81,195,332	8,841,855	4,729,390	2,855,080	12
118,514,300	69,630,201	25,857,915	5,148,251	2,954,843	21. 1
122,683,776	71,722,150	26,498,697	4,793,259	2,969,361	2
136,845,593	75,791,667	24,068,102	3,849,508	2,379,447	3
135,465,304	77,130,529	24,176,596	3,583,594	2,539,151	4
139,333,559	77,433,003	25,123,820	3,287,537	3,088,662	5
141,116,545	79,160,326	26,926,132	2,984,521	3,760,598	6
142,585,747	81,996,380	27,713,807	2,254,507	4,457,131	7
139,833,276	83,611,774	28,273,156	1,466,419	4,825,553	8
(72,725,113)	(6,477,900)	(2,011,477)	(195,172)	(871,219)	9
145,232,479	87,527,488	30,207,181	1,449,109	5,651,278	10
86,815,282	(9,869,072)	(4,484,691)	(315,815)	(1,936,526)	11
149,894,018	89,192,751	32,595,903	1,493,987	6,795,785	
(93,090,403)	(12,086,681)	(7,062,036)	(426,647)	(3,319,604)	
149,812,762	93,488,223	35,191,106	1,496,532	6,969,176	
(106,045,001)	(15,222,068)	(10,062,775)	(457,727)	(3,641,502)	
△ 81,256			2,545	173,391	前月比較
27,100,688			△ 2,501,640	4,152,252	前年同月比較

Securities		預 ケ 金	現 金	年月末
株 式 shares & stocks	計 total	deposits with others	cash	date
1,218,471	32,035,777	1,078,084	1,770,577	18. 11
1,298,950	41,662,820	1,603,848	2,157,181	19. 11
1,322,443	55,147,609	—	2,837,080	20. 11
1,314,015	55,228,234	7,700,473	4,211,722	12
1,179,747	55,269,837	7,842,861	3,726,462	21. 1
1,101,079	55,187,731	8,767,297	7,406,977	2
1,038,266	60,395,904	10,621,577	4,199,875	3
1,058,265	60,302,588	9,566,788	3,662,446	4
1,057,639	59,555,580	9,738,724	3,845,765	5
1,023,801	58,632,788	9,331,716	3,754,055	6
1,005,557	58,606,810	9,743,479	4,232,802	7
997,885	58,630,516	8,976,126	3,940,213	8
(17)	(51,589,400)	(8,161,759)	(3,940,213)	9
1,003,257	58,468,401	9,784,253	5,191,938	10
(3,104)	(51,351,102)	(9,031,401)	(5,191,601)	11
1,006,663	58,624,033	9,713,759	6,168,119	
(6,499)	(51,289,406)	(8,919,968)	(6,167,651)	
1,035,742	58,591,963	9,340,926	5,333,183	
(7,912)	(51,254,367)	(8,580,535)	(5,332,934)	
△ 891	△ 32,070	△ 372,833	△ 834,936	前月比較
△ 316,702	3,444,354	9,340,926	2,496,103	前年同月比較

行  
Report of

其他預金 other d.
2,431,502
4,564,171
9,487,254
7,199,704
8,052,233
7,702,944
7,964,867
8,126,473
7,817,495
7,386,228
7,663,758
6,794,459
(2,811,860)
7,278,588
(3,501,568)
7,308,803
(4,334,408)
8,619,134
(4,458,103)
1,310,331
△ 868,120

債 debentures
*6,618,346
7,336,536
7,879,371
7,766,107
6,867,429
6,058,710
5,990,840
5,765,009
5,643,327
5,542,912
5,567,495
5,574,714
(2,308,066)
5,576,598
(2,305,777)
5,593,417
(2,332,823)
5,643,580
(2,389,828)
50,163
△ 2,235,791



特別銀行

Monthly report of

諸 Special Bank

年月末 date	預 金 Deposits							計 total
	當座預金 current d.	普通預金 ordinary d.	定期及据置預金 time d. fixed d.	定期積金 instalment savings	通知預金 notice at d.	特殊預金 special d.	其他預金 other d.	
18. 11	402,976	537,335	1,355,988	64	247,930	78,563	1,463,528	4,087,414
19. 11	544,108	996,133	2,010,782	5,534	257,518	705,971	2,323,452	6,843,528
20. 11	835,082	1,530,306	2,083,023	13,278	—	2,032,738	3,354,254	9,848,681
12	905,502	1,471,309	2,111,073	12,236	59,690	2,052,179	3,435,107	10,047,096
21. 1	1,085,349	1,404,033	2,115,609	12,352	185,778	2,051,500	3,725,665	10,587,286
2	1,242,894	1,534,496	2,123,106	12,725	122,823	2,048,194	3,907,635	10,991,873
3	1,409,986	1,890,057	2,116,147	12,804	214,617	2,055,575	4,197,156	11,956,365
4	1,687,536	1,838,169	2,057,503	12,775	256,069	2,007,505	4,456,415	12,315,973
5	1,461,009	1,875,745	2,015,026	12,629	172,366	3,157,931	3,691,765	12,386,471
6	1,512,439	1,861,478	1,972,812	12,804	116,172	3,314,574	3,561,317	12,351,596
7	1,796,530	1,920,410	1,927,685	36,565	147,163	3,633,905	3,552,519	13,014,777
8	2,142,610	1,899,353	1,848,106	13,876	107,110	3,811,525	3,437,114	13,259,634
	(1,891,461)	(1,363,227)	(1,030,142)	(7,806)	(46,311)	( 0)	(238,835)	(4,577,786)
9	1,860,428	2,105,698	1,843,896	12,376	132,594	3,901,013	3,433,337	13,289,342
	(1,679,889)	(1,825,816)	(1,184,178)	(9,482)	(74,312)	( 0)	(227,774)	(5,001,451)
10	1,948,234	2,409,796	1,822,346	12,335	217,178	3,764,920	3,521,861	13,696,675
	(1,777,467)	(2,158,906)	(1,232,322)	(9,756)	(167,428)	( 0)	(301,147)	(5,647,026)
11	2,070,417	3,150,423	1,824,218	13,195	289,225	2,806,932	3,955,729	14,110,146
	(1,877,419)	(2,790,518)	(1,247,423)	(9,953)	(237,006)	( 0)	(345,787)	(6,508,109)
前月比較	122,183	740,627	1,872	860	72,047	△ 957,988	433,868	413,471
前年同月比較	1,235,335	1,620,117	△ 258,805	△ 83	289,225	794,194	601,475	4,261,463

年月末 date	コールローン call-loan	有 價 證 券			
		國 債 national govt. bonds	地 方 債 local govt. bonds	外 國 證 券 foreign securities	社 債 debentures
18. 11	144,200	2,696,373	10,645	84,911	454,937
19. 11	164,050	3,187,927	11,304	50,331	478,168
20. 11	264,750	3,190,934	12,195	44,231	420,507
12	115,700	3,191,859	12,106	44,322	420,286
21. 1	84,000	3,221,568	11,597	107,373	312,762
2	193,300	3,171,244	11,531	159,571	321,481
3	515,000	3,253,599	11,476	167,436	309,292
4	379,600	3,472,203	11,309	167,436	308,279
5	450,000	3,397,895	11,209	167,436	308,111
6	331,600	3,498,296	11,165	167,508	307,417
7	495,000	3,315,970	11,006	167,514	306,360
8	738,000	3,395,682	10,935	167,514	306,348
	(737,000)	(3,315,612)	(10,935)	( 0)	(62,133)
9	718,500	3,206,320	10,880	167,514	305,849
	(717,500)	(3,125,824)	(10,880)	( 0)	(61,862)
10	683,499	3,210,515	10,762	167,645	305,539
	(673,636)	(2,902,917)	(10,762)	( 0)	(61,754)
11	639,599	3,210,623	10,747	167,645	315,120
	(624,301)	(2,903,025)	(10,747)	( 0)	(72,675)
前月比較	△ 43,900	108	△ 15	0	9,581
前年同月比較	374,849	19,689	△ 1,448	123,414	△ 105,187

備考 本勘定は金庫ヲ含マズ、括弧内ハ新勘定ナリ。  
貸付金内譯中昭和20年11月迄ハ無擔保貸付欄ニハ手形貸付ヲ、有擔保貸付欄ニハ證書貸付ヲ掲記セリ。  
通知預金及ビ預ケ金ノ昭和20年11月ノ計數ハ不詳ナリ。



銀行

Monthly report of

預金 d.	其他預金 other d.
8,563	1,463,528
5,971	2,323,452
2,738	3,354,254
4,179	3,435,107
5,500	3,725,665
5,194	3,907,635
5,575	4,197,156
5,505	4,456,415
931	3,691,765
574	3,561,317
905	3,552,519
525	3,437,114
0	(238,835)
013	3,433,337
0	(227,774)
020	3,521,861
0	(301,147)
032	3,955,729
0	(345,787)
088	433,868
094	601,475

諸 勘 定

Special Banks

(日本銀行統計局調) (單位千圓)

(in thousand of yen)

計 total	貸 出 金 Loans				計 total	年月末 date
	無擔保貸付 unsecured l.	有擔保貸付 l. on real estate, securities & guarantees	當座貸越 overdrafts	割引手形 bills discounted		
4,087,414	4,541,503	2,881,931	197,024	1,255,230	8,875,688	18, 11
6,843,528	8,301,704	4,623,586	472,859	2,077,586	15,475,735	19, 11
9,848,681	15,564,842	4,760,889	580,914	2,533,908	23,440,557	20, 11
10,047,096	16,276,680	4,909,475	1,091,333	2,517,984	24,795,476	20, 12
10,580,286	9,554,335	11,931,104	1,279,098	2,627,204	25,391,750	21, 1
10,991,873	9,657,261	12,152,626	1,284,548	2,695,022	25,789,457	21, 2
11,956,365	11,712,030	10,387,365	1,259,906	2,182,833	25,542,136	21, 3
12,315,973	11,791,388	10,412,085	1,256,233	2,327,100	25,786,809	21, 4
12,386,471	10,881,247	11,636,876	1,216,145	2,721,038	26,455,309	21, 5
12,351,596	10,150,453	12,880,606	908,521	3,043,524	26,983,106	21, 6
13,014,777	10,515,350	13,300,497	737,145	3,368,282	27,941,276	21, 7
13,239,694	11,224,714	13,491,260	571,396	3,698,027	28,985,403	21, 8
(4,577,786)	(795,629)	(494,892)	(32,002)	(481,430)	(1,803,957)	21, 9
13,289,342	11,543,680	14,630,032	572,995	4,161,118	30,907,831	21, 10
(5,001,451)	(1,101,483)	(1,762,756)	(37,146)	(986,693)	(3,888,081)	21, 11
13,696,675	12,257,582	15,063,683	592,567	4,732,826	33,246,663	21, 12
(5,647,026)	(1,355,800)	(3,002,357)	(62,400)	(1,759,234)	(6,179,794)	22, 1
14,110,146	12,450,498	16,953,622	572,395	4,597,691	34,574,211	22, 2
(6,508,109)	(1,672,495)	(4,393,468)	(44,206)	(1,730,076)	(7,840,217)	22, 3
413,471	192,916	1,289,939	△ 20,172	△ 135,135	1,327,548	前月比較
4,261,465	△ 3,114,344	12,192,733	△ 8,519	2,063,783	11,133,654	前年同月比較

券

社 債  
debentures

454,937
478,168
420,507
420,286
3,276,262
321,481
309,292
308,279
308,111
307,417
306,360
306,348
(62,133)
305,849
(61,862)
305,539
(61,754)
315,120
(72,675)
9,581
△ 105,587

Securities		預 け 金	現 金	年月末
株 式 shares & stocks	計 total	deposits with others	cash	date
74,183	3,321,059	139,857	94,814	18, 11
95,954	3,823,714	277,309	137,974	19, 11
73,944	3,741,811	—	162,906	20, 11
73,647	3,742,223	3,039,850	212,093	20, 12
65,330	3,768,640	3,017,797	184,133	21, 1
51,431	3,715,258	3,197,112	436,756	21, 2
51,681	3,793,486	3,234,622	432,983	21, 3
47,167	4,006,484	3,135,444	265,793	21, 4
47,166	3,931,819	3,163,383	247,089	21, 5
47,081	4,031,470	3,128,137	243,313	21, 6
47,083	3,847,936	3,425,876	300,612	21, 7
46,409	3,926,891	3,379,716	212,256	21, 8
(0)	(3,388,682)	(3,298,557)	(212,206)	21, 9
46,409	3,736,977	3,355,154	285,348	21, 10
(0)	(3,198,568)	(3,273,081)	(285,348)	21, 11
46,955	3,741,420	3,263,102	318,080	21, 12
(550)	(2,975,985)	(3,180,975)	(318,080)	22, 1
47,479	3,751,618	3,101,451	361,959	22, 2
(1,074)	(2,987,522)	(3,053,281)	(311,959)	22, 3
524	10,198	△ 161,651	43,879	前月比較
△ 26,465	9,807	—	199,053	前年同月比較



普通銀行 Monthly report of

諸 ordinary

年月末 date	預 金 Deposits						
	當座預金 current d.	普通預金 ordinary d.	定期及据置預金 time d. fixed d.	定期積金 instalment savings	通知預金 d. at notice	特殊預金 special d.	其他預金 other d.
18. 11	5,892,873	9,346,735	20,996,299	65,424	3,206,633	199,894	944,122
19. 11	6,993,807	15,146,007	27,271,867	350,197	3,619,747	2,510,361	2,084,259
20. 11	10,844,795	31,443,919	32,842,287	649,300	—	23,638,677	5,792,197
12	9,899,804	28,024,229	32,726,077	658,997	1,819,849	24,683,568	4,536,728
21. 1	9,948,906	26,939,912	32,088,268	659,595	2,292,445	24,725,921	4,127,951
2	11,341,685	29,999,809	31,719,358	681,655	2,321,928	24,676,537	3,629,400
3	14,423,784	37,320,202	32,089,594	683,763	4,235,358	24,640,575	3,597,440
4	14,368,982	36,131,404	30,964,634	679,530	4,194,719	25,475,383	3,513,182
5	14,782,457	36,792,430	29,981,264	674,487	3,827,881	29,179,727	3,998,037
6	16,429,104	37,163,633	29,398,559	670,806	3,576,935	31,149,992	3,743,261
7	17,545,592	37,648,465	27,926,591	668,089	2,898,335	31,235,957	4,032,950
8	17,563,382	36,974,518	25,826,754	676,436	2,648,342	31,946,517	3,278,986
	(13,248,242)	(27,807,950)	(16,157,432)	(478,804)	(1,861,507)	( 0)	(2,506,426)
9	20,830,419	38,481,210	25,027,261	657,742	3,463,953	31,935,055	3,767,440
	(17,428,924)	(33,171,923)	(18,451,438)	(492,999)	(2,753,015)	( 0)	(3,207,613)
10	22,749,902	40,828,750	24,490,523	651,988	3,912,772	31,940,656	3,710,993
	(19,591,327)	(35,190,047)	(18,422,116)	(498,622)	(3,205,837)	( 0)	(3,937,635)
11	23,907,539	50,439,647	24,537,498	646,732	4,376,809	19,118,115	4,590,452
	(20,755,368)	(45,165,919)	(18,540,128)	(493,180)	(3,692,630)	(2,171)	(4,048,354)
前月比較	1,157,637	9,610,897	46,885	△ 5,255	464,037	△ 12,822,541	879,459
前年同月比較	13,062,743	18,996,728	△ 8,304,879	△ 2,568	4,376,809	△ 4,520,562	△ 1,201,745

合計 total
40,651.9
57,983.2
105,211.1
102,349.2
100,782.9
104,370.3
116,981.7
115,327.8
119,236.2
121,132.2
121,955.8
118,914.9
62,063.3
124,193.0
75,505.9
128,285.5
81,872.5
127,616.6
92,700.7
△ 668.8
22,405.5

年月末 date	コールローン call-loan	有 價 證 券			
		國 債 national govt. bonds	地 方 債 local govt. bonds	外 國 證 券 foreign securities	社 債 debentures
18. 11	245,711	14,071,184	246,485	653,481	4,486,191
19. 11	294,805	21,893,900	208,665	571,773	5,153,465
20. 11	440,710	34,999,574	201,748	567,534	5,857,136
12	291,260	35,152,619	197,735	619,883	5,810,573
21. 1	179,410	35,288,679	194,275	1,082,895	5,365,971
2	327,339	35,450,445	181,534	1,738,257	4,684,314
3	2,006,360	40,694,406	159,693	1,754,027	4,609,658
4	1,343,860	40,612,065	148,469	1,753,595	4,407,137
5	1,786,660	40,547,605	145,895	1,753,504	4,286,624
6	1,646,560	40,605,483	142,673	1,773,700	4,235,493
7	1,441,990	40,67,6018	142,294	1,777,396	4,247,720
8	1,525,889	40,706,591	141,852	1,742,327	4,256,968
	(1,598,429)	(40,630,980)	(141,814)	( 0)	(1,660,468)
9	1,598,539	40,663,877	142,442	1,742,330	4,259,419
	(1,580,294)	(40,579,024)	(142,404)	( 0)	(1,658,450)
10	1,689,179	40,798,047	140,665	1,741,801	4,256,514
	(1,678,563)	(40,712,370)	(140,627)	( 0)	(1,664,396)
11	2,062,275	40,702,475	140,191	1,751,226	4,232,173
	(2,047,029)	(40,614,031)	(140,191)	( 0)	(1,675,233)
前月比較	373,096	△ 95,572	△ 474	9,425	5,59
前年同月比較	1,621,565	5,702,901	△ 61,557	1,183,692	△ 1,594,963

備考 括弧内ハ新勘定ナリ。  
貸付金内譯中昭和20年11月迄ハ無擔保貸付額ハ手形貸付ヲ、有擔保貸付ハ證書貸付ヲ掲記セリ。  
通知預金ノ昭和20年12月ハ不詳ナリ。

株 shares & s
8
9
1.0
1.0
1.0
9
9
8
8
8
8
8
8
8
△
△ 1



諸 勘 定 (日本銀行統計局調) (單位千圓)  
ordinary Banks (in thousand of yen)

合 計 total	貸 出 Loans				計 total	年月末 date
	無擔保貸付 unsecured l.	有擔保貸付 l. on real estate, securities and guarantees	當座貸越 overdrafts	割引手形 bills discounted		
40,631,981	17,902,078	606,575	2,414,655	872,173	21,795,481	18. 11
57,983,245	24,941,455	4,455,676	2,617,751	931,312	32,946,194	19. 11
105,211,175	58,856,855	3,526,943	3,417,258	283,016	66,081,072	20. 11
102,349,252	64,504,247	3,574,037	3,638,057	337,093	72,053,437	12
100,782,908	59,607,625	13,520,614	3,869,153	327,639	77,325,171	21. 1
104,370,372	61,594,346	13,928,176	3,508,711	274,339	79,305,572	2
116,981,721	63,608,177	13,333,450	2,589,602	193,614	79,727,845	3
115,327,834	64,867,287	15,455,303	2,327,361	212,051	83,862,005	4
119,236,283	66,095,543	15,206,552	2,071,392	367,624	81,740,914	5
121,132,290	68,568,307	13,777,210	2,076,000	717,074	85,138,594	6
121,955,883	71,025,476	14,130,673	1,517,362	1,088,849	87,762,362	7
118,914,934	71,912,760	14,504,815	895,023	1,127,526	88,470,129	8
(62,063,361)	(5,373,866)	(1,490,428)	(163,170)	(389,789)	(7,417,256)	
124,193,087	75,530,809	15,212,297	876,114	1,491,160	93,109,830	9
(75,505,912)	(8,445,179)	(2,591,591)	(278,669)	(949,833)	(12,263,274)	
123,285,584	76,480,238	16,691,976	901,420	2,062,959	96,046,598	10
(8,187,258)	(10,415,531)	(3,942,078)	(364,247)	(1,560,370)	(16,282,227)	
127,616,638	80,590,394	17,770,107	924,137	2,371,485	101,656,126	11
(92,700,752)	(13,242,733)	(5,395,703)	(413,521)	(1,911,426)	(20,963,385)	
△ 668,886	4,110,153	1,168,131	22,717	308,523	5,609,528	前月比較 前年同月 比 較
22,405,527	21,733,539	14,243,164	△2,493,121	2,088,469	35,572,054	

行  
ort of

其他預金  
other d.

944,122

2,084,259

5,792,197

4,536,728

4,127,951

3,629,400

3,597,440

3,513,182

3,998,037

3,743,261

4,032,950

3,278,986

(2,506,426)

3,767,440

(3,207,613)

3,710,993

(3,967,635)

4,590,452

(4,048,354)

879,459

△1,201,745

Securities		計 total	預 け 金	現 金	年月末 date
株 式 shares & stocks			deposits with others	cash	
841,044		20,301,390	729,767	1,612,760	18. 11
983,133		28,813,936	1,131,714	1,934,311	19. 11
1,077,460		42,703,452	4,449,379	2,578,716	20. 11
1,070,824		42,851,635	4,425,975	3,874,418	12
1,001,351		42,933,171	4,625,005	3,425,382	21. 1
935,841		42,990,391	5,290,337	6,709,660	2
902,773		48,123,557	7,172,728	3,693,367	5
897,220		47,818,400	6,225,977	3,329,165	4
893,211		47,623,751	6,377,936	3,519,173	5
881,948		47,639,239	6,034,671	3,416,445	6
873,631		47,717,061	6,202,081	3,327,936	7
874,951		47,722,603	5,470,517	3,627,098	8
( 17)		(42,433,231)	(4,740,055)	(3,626,976)	
878,257		47,686,329	6,322,431	4,768,162	9
(3,104)		(42,382,983)	(5,654,435)	(4,767,847)	
880,895		47,817,927	6,317,166	5,687,425	10
(5,713)		(42,523,018)	(5,608,285)	(5,686,957)	
878,933		47,735,001	6,107,711	4,820,173	11
(6,632)		(42,436,059)	(5,395,314)	(4,819,924)	
△ 1,962		△ 82,926	△ 209,455	△ 867,252	前月比較 前年同月 比 較
△ 198,627		5,031,549	1,658,332	2,241,457	

債  
ebentures

4,486,191

5,153,465

5,857,136

5,810,573

5,365,971

4,684,314

4,609,658

4,407,137

4,286,624

4,235,493

4,247,720

4,256,938

(1,660,468)

4,259,419

(1,658,450)

4,256,514

(1,664,306)

4,222,173

(1,675,233)

5, 50

△1,594,963



貯蓄銀行

Monthly report of

諸

saving bank

年月末 date	預金 Deposits						貸付金 Loans		
	普通預金 ordinary savings	定期及 据置預金 time & fixed d.	定期積金 instalment d.	特殊預金 restricted d.	其他預金 other d.	合計 total	無擔保貸付 unsecured l.	有擔保貸付 secured l.	計 total
18.11	2,055,271	4,678,230	2,315,192	0	23,851	9,072,544	159,230	334,256	543,516
19.11	2,300,310	4,722,822	2,704,826	0	156,158	9,884,418	419,014	323,796	745,810
20.11	1,740,091	3,593,720	1,977,604	0	340,803	7,652,218	414,415	283,119	697,542
12	1,671,188	3,467,354	1,982,150	84,316	227,869	7,432,877	414,475	358,343	772,824
21.1	1,605,775	3,278,945	1,983,209	84,560	198,617	7,151,106	468,241	406,197	874,438
2	1,814,231	3,221,759	2,034,920	84,712	165,909	7,321,531	470,693	417,905	888,604
3	2,398,914	3,219,489	2,032,840	85,990	170,271	7,907,507	471,460	347,287	818,748
4	2,434,505	3,123,623	2,017,931	88,512	156,876	7,821,497	471,854	309,208	781,064
5	2,484,627	3,014,109	1,991,588	92,788	127,693	7,710,875	456,213	280,592	736,807
6	2,544,844	2,945,844	1,937,607	92,714	81,650	7,612,619	441,566	268,316	709,885
7	2,632,642	2,857,393	1,952,453	94,301	78,289	7,615,081	455,554	262,637	718,194
8	2,658,303	2,817,851	2,009,384	94,750	78,405	7,658,633	444,300	277,033	721,386
	(2,370,600)	(2,206,923)	(1,442,840)	(0)	(66,603)	(6,086,966)	(308,405)	(26,157)	(334,563)
9	2,778,439	2,786,364	2,012,864	94,691	77,789	7,750,057	452,999	364,852	817,856
	(2,543,834)	(2,228,786)	(1,469,068)	(0)	(65,981)	(6,307,719)	(313,410)	(130,344)	(443,757)
10	2,989,617	2,740,533	2,011,971	93,694	75,944	7,911,759	454,931	330,244	785,181
	(2,779,407)	(2,221,891)	(1,503,869)	(0)	(65,626)	(6,570,793)	(315,350)	(117,691)	(432,954)
11	3,235,448	2,709,951	2,013,289	25,172	72,953	8,085,918	447,331	497,377	944,710
	(3,053,555)	(2,200,089)	(1,518,531)	(0)	(63,932)	(6,836,140)	(306,870)	(273,604)	(580,475)
前月比較	275,831	△ 31,482	1,318	△ 68,522	△ 2,991	174,159	△ 7,600	137,133	123,523
前年同月比較	1,525,359	△ 884,669	35,685	25,172	△ 267,850	433,700	32,916	184,258	217,168

備考 括弧内ハ新勘定ナリ。  
貸付金内譯中昭和20年11月迄ノ無擔保貸付欄=ハ手形貸付ヲ、有擔保貸付欄=ハ證券貸付ヲ掲記セリ。

有
5,934,262
6,095,723
6,576,391
6,576,836
6,576,811
6,576,850
6,576,990
6,577,092
781,064
6,095,230
5,102,680
5,115,389
5,115,398
(5,115,398)
5,115,491
(5,115,401)
5,115,646
(5,115,646)
5,115,710
(5,115,710)
64
△ 1,460,681

八大銀行  
Principal assets and liabilities

年月末 date	預金 Deposits								貸出金		
	當座預金 current d.	普通預金 ordinary d.	定期預金 time d.	定期積金 instalment savings	通知預金 d. at notice	特殊預金 restricted d.	其他預金 other d.	計 total	無擔保貸付 unsecured loans	有擔保貸付 l. on real estate & guarantees	當座貸越 overdrafts
21.3	9,474,814	18,910,519	17,092,628	12,973	3,739,453	19,124,353	1,760,813	70,115,554	54,471,411	8,887,308	2,049,188
4	9,387,725	18,430,481	16,309,745	12,716	3,831,052	19,871,477	1,695,739	63,538,935	55,599,759	9,075,182	1,820,654
5	9,879,647	18,693,700	15,659,318	12,623	3,421,319	22,974,510	1,979,483	72,620,600	56,753,772	8,818,255	1,637,218
6	11,129,052	18,821,946	15,334,150	12,618	3,119,900	23,854,365	1,862,866	74,134,901	58,982,284	9,182,520	1,680,750
7	11,798,618	18,963,502	14,188,136	12,345	2,473,939	24,900,680	2,142,551	74,479,775	60,978,586	9,212,145	1,144,903
8	11,714,453	18,424,586	12,698,743	11,905	2,230,573	25,534,449	1,600,251	72,214,966	61,669,435	9,784,759	618,463
	(8,756,073)	(12,955,865)	(6,486,864)	(9,685)	(1,522,862)	(0)	(1,158,333)	(30,889,684)	(3,649,488)	(763,575)	(91,696)
9	13,848,218	19,179,572	12,149,641	11,234	2,985,126	25,550,429	1,972,191	75,687,418	64,749,938	10,162,126	578,111
	(11,550,974)	(15,929,841)	(7,835,125)	(9,133)	(2,332,959)	(0)	(1,645,647)	(39,304,681)	(5,953,274)	(1,318,371)	(137,646)
10	15,149,265	20,341,639	11,821,403	11,167	3,492,517	25,533,390	1,994,805	78,254,223	65,138,030	11,217,219	589,095
	(13,090,032)	(17,278,988)	(7,830,510)	(9,047)	(2,764,973)	(29)	(1,754,503)	(42,638,085)	(7,370,284)	(2,039,941)	192,670
11	16,451,714	26,927,322	11,780,499	10,833	3,828,640	16,299,137	2,414,320	77,702,472	68,607,790	11,914,939	676,093
	(14,281,929)	(23,614,681)	(7,855,559)	(8,682)	(3,293,603)	(3)	(2,127,704)	(51,032,198)	(9,591,991)	(2,904,420)	(297,626)
前月比較	1,302,449	6,585,653	△ 40,904	△ 334	426,123	△ 9,244,253	419,515	△ 551,751	3,469,760	697,720	86,998

諸 of Eight
151,193
155,954
310,204
593,332
863,792
867,654
(245,695)
1,171,380
(700,002)
1,704,590
(1,258,835)
1,963,124
(1,553,495)
258,534



貯蓄銀行

Monthly report of

諸

saving bank

年月末 date	預金 Deposits					合計 total	貸付金 Loans		計 total
	普通預金 ordinary savings	定期及 据置預金 time & fixed d.	定期積金 instalment d.	特殊預金 restricted d.	其他預金 other d.		無擔保貸付 unsecured l.	有擔保貸付 secured l.	
18.11	2,055,271	4,678,230	2,315,192	0	23,851	9,072,544	159,230	334,256	543,516
19.11	2,300,310	4,722,822	2,704,826	0	156,158	9,884,418	419,014	323,796	745,810
20.11	1,740,091	3,593,720	1,977,604	0	340,803	7,652,218	414,415	283,119	697,534
12	1,671,188	3,467,354	1,982,150	84,316	227,839	7,432,877	414,475	358,343	772,818
21.1	1,605,775	3,278,945	1,983,209	84,560	198,617	7,151,106	498,241	406,197	874,438
2	1,814,231	3,221,759	2,034,920	84,712	165,909	7,321,531	470,693	417,905	888,604
3	2,398,914	3,219,489	2,032,840	85,990	170,271	7,907,507	471,460	347,287	818,748
4	2,434,505	3,123,623	2,017,981	88,512	156,876	7,821,497	471,854	309,208	781,064
5	2,484,627	3,014,109	1,991,588	92,788	127,693	7,710,875	456,213	280,592	736,807
6	2,544,844	2,945,844	1,967,607	92,714	81,650	7,672,659	441,566	268,318	709,885
7	2,632,642	2,857,393	1,952,453	94,301	78,289	7,615,081	455,554	262,637	718,194
8	2,658,303	2,817,851	2,009,384	94,750	78,405	7,658,633	444,300	277,083	721,386
	(2,370,600)	(2,206,923)	(1,442,840)	(0)	(66,693)	(6,086,966)	(308,405)	(26,157)	(334,563)
9	2,778,439	2,786,364	2,012,864	94,691	77,789	7,750,057	452,999	364,852	817,856
	(2,543,834)	(2,228,786)	(1,469,068)	(0)	(65,981)	(6,307,719)	(313,410)	(130,344)	(443,757)
10	2,989,617	2,740,533	2,011,971	93,694	75,944	7,911,759	454,931	330,244	785,181
	(2,779,407)	(2,221,891)	(1,503,869)	(0)	(65,626)	(6,570,793)	(315,350)	(117,601)	(432,954)
11	3,235,448	2,709,051	2,013,289	25,172	72,953	8,085,918	447,331	467,377	914,710
	(3,053,555)	(2,200,989)	(1,518,531)	(0)	(63,932)	(6,836,140)	(306,870)	(273,604)	(580,475)
前月比較	275,831	△ 31,482	1,318	△ 68,522	△ 2,991	174,159	△ 7,600	137,133	123,523
前年同月比較	1,525,359	△ 884,669	35,685	25,172	△ 267,850	433,700	32,916	184,258	217,168

備考 括弧内ハ新勘定ナリ。  
貸付金内訳中昭和20年11月迄ノ無擔保貸付欄=ハ手形貸付ヲ、有擔保貸付欄=ハ證券貸付ヲ掲記セリ。

有	債
5,934,262	
6,695,723	
6,576,391	
6,576,836	
6,576,811	
6,576,850	
6,576,990	
6,577,092	
6,095,230	
5,102,680	
5,115,389	
5,115,398	
(5,115,398)	
5,115,401	
(5,115,401)	
5,115,616	
(5,115,616)	
5,115,710	
(5,115,710)	
64	
△ 1,460,681	

八大銀行  
Principal assets and liabilities

年月末 date	預金 Deposits							計 total	貸出金 Loans		
	當座預金 current d.	普通預金 ordinary d.	定期預金 time d.	定期積金 instalment savings	通知預金 d. at notice	特殊預金 restricted d.	其他預金 other d.		無擔保貸付 unsecured loans	有擔保貸付 l. on real estate & guarantees	當座貸越 overdrafts
21.3	9,474,814	18,910,519	17,092,628	12,973	3,739,453	19,124,353	1,760,813	70,115,554	54,471,411	8,887,308	2,040,188
4	9,387,725	18,430,481	16,309,745	12,716	3,831,052	19,871,477	1,695,739	69,538,935	55,599,759	9,075,182	1,820,654
5	9,879,647	18,693,700	15,659,318	12,623	3,421,310	22,974,510	1,979,483	72,620,600	56,753,772	8,818,255	1,637,218
6	11,129,052	18,821,946	15,334,150	12,618	3,119,900	23,854,365	1,862,866	74,134,901	58,982,284	9,182,520	1,680,750
7	11,798,618	18,963,502	14,188,136	12,345	2,473,939	24,000,680	2,142,551	74,479,775	60,978,586	9,212,145	1,144,903
8	11,714,453	18,424,586	12,698,743	11,905	2,230,573	25,534,449	1,600,251	72,214,966	61,669,435	9,784,759	618,463
	(8,756,073)	(12,955,865)	(6,486,864)	(9,685)	(1,522,862)	(0)	(1,158,333)	(30,889,684)	(3,649,488)	(768,575)	(91,696)
9	13,848,218	19,179,572	12,140,641	11,234	2,985,126	25,550,429	1,972,191	75,687,418	64,749,038	10,162,126	578,111
	(11,550,974)	(15,929,841)	(7,835,125)	(9,133)	(2,332,959)	(0)	(1,643,647)	(39,304,681)	(5,953,274)	(1,318,371)	(137,646)
10	15,149,265	20,341,669	11,821,403	11,167	3,492,517	25,533,390	1,994,805	78,254,223	65,138,030	11,217,219	589,095
	(13,000,032)	(17,278,988)	(7,830,510)	(9,047)	(2,764,973)	(29)	(1,754,503)	(42,638,085)	(7,370,284)	(2,089,941)	192,670
11	16,451,714	26,927,322	11,780,499	10,833	3,828,640	16,299,137	2,414,320	77,702,472	68,607,799	11,914,939	676,093
	(14,281,929)	(23,614,681)	(7,855,559)	(8,682)	(3,203,603)	(3)	(2,127,704)	(51,092,198)	(9,591,991)	(2,904,420)	(297,626)
前月比較	1,302,449	6,585,653	△ 40,904	△ 334	426,123	△ 9,244,253	419,515	△ 551,751	3,469,760	697,720	86,998

諸 of Eight	Loans
151,193	63.5
155,954	66.6
310,204	67.5
593,332	70.4
863,792	72.2
867,654	72.9
(245,695)	(4.7)
1,171,380	76.6
(700,002)	(8.1)
1,704,590	78.6
(1,258,835)	(10.9)
1,963,124	83.1
(1,553,495)	(14.3)
258,534	4.5



銀行  
Monthly report of

金 Loans	
貸付	計
total	total
2,253	543,516
7,796	745,810
3,119	697,542
8,343	772,824
1,197	874,438
7,905	888,604
7,287	818,748
9,208	781,064
9,592	736,877
8,316	709,885
2,637	718,194
7,083	721,386
1,157	(334,563)
1,852	817,856
1,344	(443,757)
0,244	785,181
1,601	(432,954)
7,377	914,710
1,604	(580,475)
7,133	129,529
4,258	217,168

諸 勘 定  
saving banks

(單位千圓)  
(in thousand of yen)

有 價 證 券 Securities						預 金	現 金	年 月 末
國 債	地 方 債	外 國 證 券	社 債	株 式	計	deposits with other	cash	date
national govt. b.	local govt. b.	foreign securities	debtenture	stock & share	total			
5,934,262	117,537	351,047	1,677,218	393,244	8,413,338	298,460	63,003	18. 11
6,695,723	89,035	318,586	1,701,933	219,853	9,025,170	194,765	84,895	19. 11
6,576,391	72,984	280,195	1,691,728	171,039	8,702,346	160,871	95,458	20. 11
6,576,836	72,544	280,195	1,535,248	169,544	8,634,376	234,648	124,491	12
6,576,841	57,207	682,209	1,138,693	113,066	8,568,025	200,059	116,947	21. 1
6,576,850	56,966	681,526	1,052,915	113,807	8,482,072	279,848	260,561	2
6,576,990	56,621	682,546	1,051,890	113,812	8,481,851	214,227	73,525	3
6,577,092	54,593	682,546	1,049,593	113,878	8,477,704	205,367	67,488	4
6,095,230	53,861	682,062	1,048,592	114,262	7,994,010	197,375	79,503	5
5,102,680	53,676	770,886	1,000,002	94,772	7,022,019	168,938	94,297	6
5,115,389	56,315	771,848	1,013,415	84,843	7,041,813	115,522	194,254	7
5,115,398	69,573	771,126	1,011,398	76,525	7,041,022	125,893	100,859	8
(5,115,398)	(66,573)	(0)	(585,465)	(0)	(5,767,437)	(123,147)	(100,859)	
5,115,491	68,684	771,093	1,011,330	78,581	7,045,095	109,668	138,428	9
(5,115,491)	(68,684)	(0)	(585,465)	(0)	(5,763,551)	(103,885)	(138,406)	
5,115,646	67,762	771,096	1,031,364	78,813	7,064,686	133,491	162,614	10
(5,115,646)	(67,762)	(0)	(696,763)	(236)	(5,790,409)	(130,708)	(162,614)	
5,115,710	72,918	771,093	1,036,287	79,330	7,105,344	131,764	151,051	11
(5,115,710)	(72,918)	(0)	(641,920)	(236)	(5,830,786)	(128,935)	(151,051)	
64	5,156	0	34,923	517	40,658	△ 1,727	△ 11,533	前月比較
△ 1,460,681	△ 66	490,901	△ 535,441	△ 91,709	△ 1,597,002	△ 29,109	55,593	前年同月比較

諸 勘 定 (日本銀行統計局調)  
of Eight Big Banks

(單位千圓)  
(in thousand of yen)

Loans		コ ー ル	有 價 證 券 Securities					預 金	現 金	年 月 末	
割引手形	計	ロ ー ン	國 債	地 方 債	外 國 證 券	社 債	株 式	計	deposits with others	cash	date
bills discounted	total	call-loan	national govt. bonds	local govt. bonds	foreign securities	debtentures	shares & stocks	total			
151,193	65,559,100	908,800	17,538,438	75,435	651,117	1,452,211	454,029	20,171,283	2,696,915	2,312,378	21. 3
8,887,308	2,049,188	698,450	17,533,935	64,911	651,147	1,317,773	448,950	20,015,818	2,435,600	1,900,001	4
9,075,182	1,820,654	658,800	17,539,535	63,330	651,147	1,269,188	447,468	19,970,718	2,304,530	2,040,473	5
8,818,255	1,637,218	514,800	17,541,004	62,713	651,106	1,246,074	447,506	19,948,403	2,190,338	1,949,771	6
9,182,520	1,680,750	379,600	17,553,348	62,663	651,106	1,243,456	444,650	19,955,226	2,152,639	2,327,965	7
9,212,145	1,144,903	612,000	17,503,910	62,655	651,104	1,234,641	443,220	19,835,534	2,466,060	2,034,873	8
867,654	(245,695)	(605,200)	(17,434,253)	(62,655)	(0)	(201,297)	(15)	(17,638,225)	(1,713,017)	(2,034,873)	
9,784,759	618,463	576,250	17,496,982	62,645	651,104	1,232,343	444,650	19,887,728	2,233,195	2,554,263	9
(763,575)	(91,696)	(569,450)	(17,418,434)	(62,645)	(0)	(2)3,764	(1,429)	(17,686,274)	(1,982,652)	(2,554,263)	
10,162,126	578,111	610,659	17,484,470	61,206	651,104	1,227,800	445,500	19,870,175	2,568,320	2,816,833	10
(1,318,371)	(137,646)	(609,509)	(17,405,457)	(61,206)	(0)	(2)2,692	(2,385)	(17,671,741)	(2,113,796)	(2,816,833)	
11,217,219	589,095	570,900	17,480,601	53,805	651,104	1,222,538	445,758	19,859,863	2,235,675	2,816,370	11
(2,089,941)	192,670	(539,750)	(17,398,839)	(59,805)	(0)	(2)1,271	(2,553)	(17,662,530)	(2,013,624)	(2,816,370)	
11,914,939	676,093	△ 39,753	△ 3,875	△ 1,401	0	△ 5,212	168	△ 10,320	△ 392,644	△ 463	前月比較
(2,904,420)	(297,626)										
697,720	86,998										

銀行  
and liabilities

出 金	
擔保貸付	當座貸越
on real estate & guarantees	overdrafts
8,887,308	2,049,188
9,075,182	1,820,654
8,818,255	1,637,218
9,182,520	1,680,750
9,212,145	1,144,903
9,784,759	618,463
(763,575)	(91,696)
10,162,126	578,111
(1,318,371)	(137,646)
11,217,219	589,095
(2,089,941)	192,670
11,914,939	676,093
(2,904,420)	(297,626)
697,720	86,998



地方銀行 Principal assets and liabilities

諸 of local

Table with columns for date, deposits (current, ordinary, time, installment, notice, restricted, other), total, loans (unsecured, secured), and overdrafts. Includes a comparison row for the previous month.

備考 地方銀行ハ八大銀行以外ノ普通銀行ナリ。

Table with columns for bills discounted and total, showing values for various dates.

信託會社 Monthly report of

主 trust com

Table with columns for date, money in trust, securities in trust, others in trust, total, and investment of securities (national, local, foreign, debentures, shares & stocks). Includes a comparison row for the previous month.

昭和二十年八月迄信託統制會信託財産調、十二月迄大藏省調。無擔保貸付ハ二十年十二月迄手形貸付ヲ計上セリ。昭和二十一年一月ヨリ日本銀行調 括弧内ハ新勘定ナリ

Table with columns for securities entrusted and mortgage loans, showing values for various dates.

\* 昭和十



地方銀行 assets and liabilities

Table with 3 columns: 貸出金 (Loans), 有擔保貸付 (Secured loans), 當座貸越 (Overdrafts). Rows show monthly data from 21.3 to 11.

諸勦定 (日本銀行統計局調) of local banks

(單位千圓) (in thousand of yen)

Table with 12 columns: 割引手形 (Discounted bills), 計 (Total), コールローン (Call-loan), 有價証券 (Securities), 預け金 (Deposits), 現金 (Cash), 年月末 (Date). Rows show monthly data from 21.3 to 11.

會社 Monthly report of

Table with 3 columns: 債 (Bonds), 株式 (Shares & stocks), 計 (Total). Rows show monthly data from 18.11 to 11.

主要勦定 (日本銀行統計局調) trust companies

(單位千圓) (in thousand of yen)

Table with 12 columns: 受託 (Entrusted), 貸出金 (Loans), 貨付 (Lent out), 其他 (Others), 預け金 (Deposits), 現金 (Cash), 合計 (Total), 年月末 (Date). Rows show monthly data from 18.11 to 11.

\* 昭和十九年十一月ノ「預け金」ハ「現金」ヲ含ム。



生命保險會社資金 Principal assets of life

Table with columns: 年月末 (date), 預金 (deposits with others), 貸付金 (Loans), 有 (national gov. bonds), 地方債 (local gov. bonds). Rows include monthly data from 18.7 to 21.7 and comparison rows.

備考 本表ハ内地生命保險會社ノ合計ナリ 預金ハ銀行預金、郵便振替貯金及金銭信託ヲ含ム。有價證券及不動産ハ記帳價格。昭和十八年七月ノ貸付金不動産抵當ハ財團抵當ヲ含フ。

損害保險會社 Principal assets of fire and marine

Table with columns: 年月末 (date), 現金 (cash), 預ケ金 (Deposits with others), 貸出金 (Loans), 有 (national gov. bonds), 地方債 (local gov. bonds). Rows include monthly data from 18.11 to 21.11 and comparison rows.

備考 昭和19年分ハ調査中ナリ

運 insurance

價 local gov. bonds

社 marine

有 local gov. bonds



會社資金  
Assets of life

有	
總額	國債
total	national govt. bonds
5,849,363	2,222,905
7,139,657	3,140,288
8,054,118	3,821,716
8,053,045	3,825,689
8,060,998	3,829,232
8,043,538	3,833,322
8,028,569	3,833,323
8,062,259	3,826,623
8,058,746	3,834,965
7,433,007	3,828,442
7,402,986	3,834,545
7,434,495	3,811,570
7,513,253	3,788,743
7,513,253	3,788,792
7,138,836	3,788,763
△ 374,417	△ 29
△ 895,964	△ 32,953

運用狀況  
insurance companies

(生命保險中央會調)

(單位千圓)

(in thousand of yen)

價證券 Securities				不動產 real estate	合計 total	未拂込株(基) 金ヲ除キタル 資産總額 total assets excluding unpaid capital	年月末 date
地方債 local govt. bonds	社債 debentures	株式 shares & stocks	其ノ他 others				
80,855	993,691	2,035,161	513,749	171,583	7,474,015	—	18. 7
66,664	1,004,370	2,280,146	648,186	172,840	8,924,887	9,084,777	19. 7
60,619	1,079,779	2,350,848	721,837	176,959	10,247,568	11,121,992	20. 7
60,046	1,075,826	2,375,041	717,514	168,708	10,267,616	11,167,763	8
59,892	1,073,510	2,375,675	714,734	167,829	10,267,541	11,202,673	9
59,602	1,069,270	2,384,550	714,251	167,707	10,266,215	11,225,883	10
59,228	1,044,533	2,365,619	740,833	169,322	10,278,728	11,251,114	11
58,662	1,029,182	2,366,460	747,639	169,758	10,345,690	11,242,227	12
49,067	961,734	2,260,775	955,716	169,995	10,617,296	11,402,973	21. 1
29,147	940,656	2,227,528	1,032,972	170,048	10,713,585	11,719,726	2
31,525	931,986	2,038,872	566,077	167,371	10,563,363	12,172,093	3
30,900	1,023,409	2,014,870	522,235	166,692	10,312,294	12,312,294	4
34,124	1,092,892	2,028,083	490,651	166,324	10,097,290	12,187,679	5
33,742	1,160,784	2,039,295	490,638	166,556	10,036,030	12,200,742	6
34,999	1,162,739	2,029,716	122,617	163,127	9,187,382	12,188,805	7
1,256	1,955	△ 9,578	△ 368,021	△ 3,428	△ 848,647	△ 11,936	前月比較
△ 25,620	82,960	△ 321,132	△ 599,220	△ 13,832	△ 1,050,185	1,036,813	前年同月比較

會社保險  
Assets of fire and

Loans		國債 national govt. bonds
他	計 total	
402	11,870	211,391
390	15,620	309,754
390	16,088	311,152
390	15,407	312,398
40	15,101	311,341
322	15,606	309,584
310	15,046	309,076
301	14,769	309,247
309	13,847	307,775
309	13,824	305,194
396	13,670	304,532
396	13,670	302,442
396	14,169	296,706
302	14,203	295,902
34	34	△ 804
28	△ 1,417	△ 13,852

社資金運用狀況  
marine insurance companies

(損害保險協會調)

(單位千圓)

(in thousand of yen)

有價證券 Securities						信託有價 證券 securities in trust	不動產 real estate	其他 others	計 total	年月末 date
地方債 local govt. bonds	外國證券 foreign securities	社債 debentures	株式 shares & stocks	其他 others	計 total					
1,045	37,792	77,934	330,102	5,053	663,351	11,651	32,211	278,835	1,234,212	18. 11
636	41,640	77,478	330,253	21,683	781,148	14,664	37,276	1,220,315	2,646,917	20. 11
636	43,611	75,853	329,376	22,097	782,728	13,908	38,294	1,316,535	2,714,766	12
631	66,162	69,500	316,324	22,829	787,847	14,376	38,675	1,180,420	2,544,063	21. 1
541	69,749	67,897	308,662	22,290	780,484	14,353	40,101	1,479,459	2,792,649	2
528	64,735	66,968	238,658	23,909	704,385	14,140	38,790	1,099,664	2,472,173	3
1,341	62,309	68,387	238,529	23,228	702,870	14,140	38,289	1,134,115	2,501,203	4
1,341	63,698	69,316	233,390	24,021	701,013	14,140	38,380	1,164,548	2,612,970	5
1,341	47,775	70,165	230,218	23,943	681,219	14,140	38,534	1,201,197	2,503,271	6
1,341	50,732	71,859	227,476	23,943	680,545	14,140	39,617	1,226,362	2,445,412	7
1,341	53,581	65,823	178,601	20,674	624,552	13,609	42,191	1,388,576	2,597,529	8
1,341	53,581	65,820	179,111	20,674	622,969	13,609	43,122	1,395,255	2,573,861	9
1,341	53,781	65,018	181,648	20,674	619,170	18,127	56,079	1,391,237	2,635,136	10
1,339	53,781	65,138	181,075	20,685	617,923	17,918	45,317	1,457,633	2,626,907	11
△ 2	—	120	△ 573	11	△ 1,247	△ 209	△ 10,762	61,396	△ 8,229	前月比較
703	12,141	△ 12,040	△ 149,178	△ 1,009	△ 163,225	3,254	8,041	237,318	△ 20,010	前年同月比較



農林中央金 Monthly report of the Central Bank

Table with columns: 年月末 (date), 債券 (bonds), 預金 (deposits), 貸入金 (borrowed money), 貸 (loans). Rows include monthly data from 18.11 to 11.11 and comparative data for the previous month and year.

\* 19年12月末「定期及長期預金」=算入。括弧内へ新設定ナリ。

都道府縣農業會主要勘定 (組合金融協會) (單位千圓) Monthly report of agricultural credit cooperatives-prefectural (in thousand of yen)

Table with columns: 年月末 (date), 農業會數 (number of cooperatives), 繰出資金 (capital paid), 貯蓄金 (deposits), 借入金 (borrowed money), 貸出金 (loans), 有價証券 (securities), 國債 (national bonds), 預金 (deposits with others), 現金 (cash). Rows include monthly data from 18.10 to 10.10 and comparative data for the previous month.

備考 昭和21年8月以降ノ有價証券内訳へ不詳ナリ。括弧内へ新設定ナリ。

庫 for Agric

Table with columns: 年賦貸付 (instalment), 當座 (over). Rows include monthly data from 18.11 to 11.11 and comparative data for the previous month and year.

Monthly

Table with columns: 年月末 (date). Rows include monthly data from 18.10 to 10.10 and comparative data for the previous month.

備考



中央金庫  
Central Bank

貸	
手形貸付 l. on bills	證券貸付 l. on deeds
176,768	20,353
453,030	28,506
886,507	38,349
957,470	38,255
982,375	40,686
1,158,507	42,517
1,380,014	46,334
1,730,512	46,547
2,200,770	46,521
3,140,329	53,509
2,111,748	88,017
2,413,133 (1,346,692)	102,882 (73,837)
2,793,253 (1,772,008)	124,083 (95,830)
3,389,112 (2,516,704)	149,557 (121,151)
2,755,252 (1,965,560)	146,731 (118,611)
△ 633,860	△ 2,826
1,838,745	108,382

農林中央金庫調  
庫資金状況  
for Agriculture and Forestry

(農林中央金庫調)

(單位千圓)  
(in thousand of yen)

付金 Loans				有價証券 Securities					預ケ金	現金	年月末
年賦貸付 Instalment l.	當座貸越 overdrafts	其他貸付 other l.	計 total	國債 national govt. bonds	地方債 local govt. bonds	社債及株式 debentures & shares	外國証券 foreign securities	計 total	deposits with others	cash	date
52,302	1,809	14,400	265,755	1,571,335	8,401	1,324,158	112,078	3,015,972	77,274	905	18. 11
106,073	131	24,702	612,442	2,780,211	7,754	2,878,557	152,159	5,818,681	130,634	1,407	19. 11
222,381	3,935	22,906	1,174,081	6,683,758	7,461	3,408,865	555,730	10,655,815	946,446	1,239	20. 11
227,736	3,717	22,120	1,249,299	7,204,415	7,461	3,408,393	555,730	11,176,001	897,318	1,097	12
232,490	3,807	563,405	1,280,792	7,219,092	7,461	3,449,072	555,829	11,231,454	956,983	1,483	21. 1
233,090	1,852	686,236	1,456,555	7,530,046	16,647	3,191,008	887,113	11,624,814	994,523	1,250	2
227,605	3,789	19,195	1,676,941	12,112,617	22,649	3,201,407	887,063	16,223,736	1,327,400	1,679	3
226,253	3,969	18,526	2,034,810	12,804,461	27,362	3,245,540	887,063	16,964,426	936,231	1,112	4
224,697	15,459	18,088	2,505,537	11,854,015	27,360	3,278,284	887,063	16,046,724	1,070,923	1,373	5
224,826	2,657	17,358	3,438,679	12,349,264	26,507	3,302,129	887,063	16,564,965	1,022,096	796	6
224,016	2,959	2,190,799	4,617,541	12,110,043	29,515	3,386,119	887,063	16,412,740	1,032,958	2,249	7
222,998 (210,570)	3,296 (2,419)	2,419,771 (853,993)	5,162,080 (2,487,541)	12,336,747 (12,336,747)	29,515 (29,515)	3,399,126 (1,640,002)	887,063 (51,553)	16,652,450 (140,578)	937,797 (687,141)	1,335 (1,335)	8
221,659 (209,341)	2,369 (2,143)	3,424,974 (1,868,931)	6,566,341 (3,948,253)	12,311,608 (12,311,608)	29,465 (29,465)	3,400,225 (1,641,102)	887,063 (51,553)	16,628,361 (140,372)	956,988 (706,332)	1,663 (1,663)	9
222,036 (209,924)	1,110 (1,110)	4,240,051 (2,761,070)	8,001,903 (5,609,962)	12,170,747 (12,170,747)	29,263 (29,263)	3,399,484 (1,640,520)	887,063 (51,553)	16,486,558 (138,920)	1,057,690 (807,034)	3,020 (3,020)	10
415,639 (403,591)	786 (786)	4,503,231 (3,195,503)	7,821,639 (5,684,054)	12,430,807 (12,430,807)	29,238 (29,238)	3,399,011 (1,642,821)	887,063 (51,553)	16,746,119 (141,541)	956,865 (706,209)	2,015 (2,015)	11
193,573	△ 324	2 3 180	△ 180,264	260,060	△ 25	△ 473	0	259,561	△ 100,825	△ 1,005	前月比較
193,258	△ 3,149	4,480,325	6 647,558	5,747,049	21,777	△ 9,851	331,333	6,090,304	10,419	776	前年同月比較

市町村農業會(信用組合)主要勘定 (組合金融協會調) (單位千圓)

Monthly report of agricultural credit cooperatives-other than prefectural (in thousand of yen)

年月末 date	農業會數 number of cooper- atives	拂込 出資金 capital paid	貯金 deposits	借入金 borrowed money	設備 貸出金 real estate & equipment owned loans	有價証券 securities	國債 national govt. bonds	預ケ金 deposits with others	現金 cash	兼營事業 資本金 cooperative business account	
18. 10		306,966	7,534,178	104,479	271,971	1,010,203	1,295,050	453,908	5,056,004	74,695	346,993
19. 10		337,889	11,715,057	128,566	309,009	990,697	1,846,525	533,089	8,802,836	188,066	326,688
20. 2		342,540	14,330,368	138,117	320,833	989,002	2,138,800	549,645	11,147,399	142,014	303,797
3		348,580	15,182,958	145,088	322,897	977,896	2,235,166	560,592	11,833,170	147,387	324,181
11	11,547	356,928	21,862,116	214,927	352,201	940,900	2,537,130	567,101	18,289,616	274,840	160,193
12	11,547	359,969	22,892,375	241,042	359,968	978,343	2,553,727	570,616	19,266,509	297,852	177,778
21. 1	11,547	359,305	23,858,456	257,737	361,957	1,039,078	2,554,643	560,676	20,202,781	329,171	123,616
2	11,547	364,864	27,846,025	252,215	374,319	942,531	2,545,966	560,730	23,033,542	1,623,124	163,034
3	11,547	373,831	32,516,190	229,888	389,018	876,573	2,589,374	568,597	29,016,366	639,366	193,568
4	11,547	371,204	33,094,762	205,865	388,520	844,481	2,668,219	577,492	29,695,669	443,259	21,648
5	11,547	374,132	32,960,414	224,676	392,257	844,593	2,690,833	563,122	29,325,874	514,700	132,180
6	10,971	379,205	33,190,655	240,075	410,775	855,417	2,761,772	563,858	29,043,252	490,364	468,476
7	10,979	373,540	32,993,339	274,058	435,321	920,231	2,869,214	568,450	28,487,638	493,818	617,892
8	10,979	370,795	32,751,464	312,524	478,060	994,622	2,970,623	27,861,252	(27028703)	501,310	547,529
9	10,949	(0)	(31,742,352)	(307,694)	(201,476)	(102,177)	(2007158)	27,609,508	(27580799)	608,006	827,676
10	10,949	377,578	32,783,003	371,747	548,451	1,060,656	2,978,678	28,116,793	(28096857)	607,138	(763,438)
前月比較	30	378,059	33,578,167	404,938	524,393	1,223,545	3,090,048	28,116,793	(28096857)	745,172	944,066
		(0)	(32,762,859)	(397,251)	(242,381)	(429,097)	(2191935)	507,285	137,166	116,390	

備考 設備ハ固定資産ヲ計上セリ。括弧内ハ新勘定ナリ。  
昭和21年8月以降ノ有價証券内譯ハ不詳ナリ。

(單位千圓)  
in thousand of yen)

預ケ金 deposits with others	現金 cash
2,918,016	4,785
6,329,255	8,927
2,800,541	21,391
3,359,192	26,468
3,316,869	45,153
5,510,681	260,313
5,742,561	153,752
4,430,218	187,190
4,906,657	177,130
4,314,134	134,754
4,612,877	110,156
4,835,739	119,055
4,818,214	(119,055)
4,501,102	145,024
4,483,573	(145,024)
4,661,625	180,869
4,443,683	(180,869)
4,839,477	35,845







會調) (單位千圓)  
thousand of yen)

ヶ金現金	現金
deposits with others	cash
272,332	9,800
450,029	18,066
774,726	26,952
717,029	28,060
681,412	40,046
646,329	37,359
785,092	95,045
1,170,582	43,431
1,125,659	41,005
1,079,268	40,862
1,057,525	41,218
1,038,006	49,745
971,122	54,048
(971,122)	(54,048)
986,939	61,841
(986,969)	(61,841)
967,466	66,547
(977,466)	(66,547)
△ 19,503	4,706
192,740	39,595

全國無盡會社契約狀況並主要勘定 (全國無盡協會調) (單位千圓)  
Monthly report of mutual loans companies (in thousand of yen)

年月末	月末現在契約高	月末契約高 中給付済高	未給付口 掛金	預金	借入金	給付口 掛金	貸付金	有價証券	内國債	預ヶ金	現金
date	mutual account outstanding	mutual money delivered	deposits on mutual system	Deposits	borrowed money	loans on mutual system	loans	securities	national govt. bonds	deposits with others	cash
18. 11	4,919,983	953,115	1,353,684		12,461	535,459	576,268	338,211	121,581	150,994	8,151
19. 11	5,421,691	880,174	1,725,371		14,251	493,115	679,130	581,071	208,624	231,035	10,978
20. 11	5,360,948	774,571	2,079,672	21,195	32,892	399,194	756,893	829,794	278,453	420,202	14,931
12	5,564,982	762,707	2,159,364	36,329	38,661	392,063	816,435	840,366	277,469	442,979	20,277
21. 1	5,696,884	753,762	2,274,016	72,189	44,178	378,469	834,738	859,465	285,408	553,037	35,749
2	5,882,946	737,113	2,357,185	148,283	43,310	376,629	784,564	877,561	294,006	768,350	21,892
3	5,716,188	707,194	2,366,441	162,317	46,729	370,565	775,410	896,355	295,226	776,935	15,776
4	5,686,743	686,037	2,359,276	186,989	49,789	381,609	763,716	916,246	303,374	760,334	19,234
5	5,789,870	697,447	2,347,476	208,772	53,339	405,788	758,213	929,856	311,828	740,456	21,472
6	6,051,569	714,852	2,374,727	239,025	57,713	464,600	764,644	939,021	293,602	732,331	30,953
7	6,524,991	750,279	2,484,508	253,068	63,098	569,380	756,317	950,366	310,597	765,333	36,496
8	6,907,762	742,882	(2,324,043)	(217,886)	(63,098)	(70,988)	(28,611)	(44,554)	(310,597)	(733,368)	36,486
9	7,673,554	887,728	(2,521,780)	(28,054)	65,365	664,156	777,831	944,939	310,587	726,848	37,412
			(2,370,408)	(253,356)	(65,365)	(176,632)	(79,883)	(435,157)	(310,587)	(693,809)	(37,412)
10	8,224,129	1,030,622	2,559,090	319,306	65,211	776,722	799,122	982,853	310,936	664,299	33,913
			(2,452,229)	(299,456)	(65,211)	(300,481)	(129,458)	(473,041)	(310,936)	(634,779)	(33,913)
11	8,929,629	1,208,556	2,639,682	354,724	72,822	881,819	854,979	999,255	313,471	631,319	39,765
			(2,540,019)	(342,981)	(72,822)	(417,704)	(209,994)	(489,413)	(313,471)	(608,263)	(37,765)
前月比較	704,900	177,931	80,592	35,418	7,951	105,097	55,857	16,402	2,535	△ 27,980	5,852
前年同月比較	3,580,81	433,985	560,010	333,529	39,970	482,625	98,086	169,461	35,018	216,117	24,834

備考 括弧内ハ新勘定ナリ

金庫資金狀況 (商工組合中央金庫調)  
Bank for Commerce and Industry

(單位千圓)  
(in thousand of yen)

合中央  
the Central

期貨付	割賦貸付
time 1.	instalment 1
95,492	41,331
147,976	49,092
200,627	44,525
219,806	40,295
219,211	39,677
223,505	38,444
218,216	33,082
240,370	35,707
297,100	35,016
350,049	34,886
389,591	37,379
32,797	37,837
(28,235)	(50)
410,920	37,229
(78,067)	(50)
423,046	34,232
(121,721)	(50)
420,163	33,649
(167,529)	(60)
△ 2,883	△ 583
219,536	△ 10,874

出金 Loans				有價証券 Securities			預ヶ金	年月末	
割引手形 bills discounted	當座貸越 overdrafts	其他貸付 other l.	計 total	國債 national govt. bonds	地方債 local govt. bonds	社債 debentures	計 total	deposits with others	date
60	585	18,829	156,237	37,369	—	1,895	39,264	3,230	18. 11
—	1,492	49,452	248,012	32,470	—	—	32,470	3,294	19. 11
20	1,901	15,543	259,615	32,470	—	—	32,470	8,177	20. 11
20	1,817	18,703	280,642	32,470	—	—	32,470	9,182	12
20	1,882	19,289	280,081	32,470	—	—	32,470	10,681	21. 1
20	1,377	18,327	281,675	32,470	—	—	32,470	15,151	2
20	939	17,311	272,569	32,470	—	—	32,470	23,635	3
20	932	17,285	294,316	32,470	—	—	32,470	12,960	4
20	917	17,430	350,485	32,470	—	—	32,470	21,980	5
20	910	17,140	403,156	32,470	—	—	32,470	19,754	6
170	910	17,140	446,558	32,666	—	—	32,666	39,526	7
1,189	1,498	16,900	441,283	32,666	—	—	(32,666)	32,049	8
4,160	883	15,606	465,307	32,666	—	—	(32,666)	(30,346)	9
(200)	(21)	(0)	(28,506)	(32,666)	—	—	32,666	49,491	9
570	978	15,606	465,307	32,666	—	—	(32,666)	(40,776)	10
(224)	(120)	(0)	(78,467)	(32,666)	—	—	32,666	69,577	10
671	981	15,566	474,499	32,666	—	—	(32,666)	(67,874)	11
(431)	(128)	(130)	(122,461)	(32,666)	—	—	32,666	33,268	11
400	16	16,143	470,374	32,666	—	—	(32,666)	(31,799)	11
(200)	(9)	(730)	(168,519)	(32,666)	—	—	32,666	33,268	11
△ 271	△ 935	577	△ 4,125	0	—	—	0	△ 36,309	前月比較
380	△ 1,885	600	210,759	196	—	—	196	25,091	前年同月比較



庶民金庫 Monthly report of

Table with columns: 年月末 (date), 債券發行高 (bonds issued), 借入金 (borrowed money), 預金 (Deposit) sub-categories (current, ordinary, notice, time, other), 計 (total), 小口貸付 (small l.).

昭和20年8月以降有價證券計額ハ株式25千圓ヲ含ム。括弧内ハ新勘定ナリ。

恩給金庫諸勘定 (恩給金庫調) (單位千圓) Monthly report of the Pension Bank (in thousand of yen)

Table with columns: 年月末 (date), 債券發行高 (bonds issued), 借入金 (borrowed money), 受託金 Deposits (定期, 特別, 計), 貸付金 Loans (普通, 其他, 計), 有價證券 Securities (國債, 社債, 計), 預ヶ金 (deposits with others), 現金 (cash).

備考 21年5月以降有價證券計ハ外國證券1,348ヲ含ム。括弧内ハ新勘定ナリ。

諸 the B

Vertical table on the right side of the page with columns: 代理所小口 (small l. through agents), 貸 (loan), and numerical values.

Vertical table on the right side of the page with columns: 年 末 (date) and numerical values.



金庫  
Monthly report of

諸 勘 定  
the Peoples' Bank

(庶民金庫調)

(單位千圓)  
(in thousand of yen)

計 total	小口貸付 small l.
43,536	29,411
60,058	26,733
490,300	25,431
545,971	28,600
568,646	30,626
585,589	31,634
881,397	30,945
945,150	30,888
958,783	31,222
1,011,721	32,367
992,853	35,935
939,133	39,303
(939,133)	(3,392)
952,916	45,720
(952,916)	(10,380)
904,110	75,558
(904,110)	(42,002)
896,377	114,758
(896,377)	(82,140)
△ 7,733	39,200
406,077	89,327

貸 出 金 Loans				有 價 證 券 Securities				預ヶ金	現 金	年 月 末
代理所 small l. through agencies	資 金 融 通 other l.	當 座 貸 越 overdrafts	計 total	國 債 national Govt. bonds	地 方 債 Local govt. bonds	社 債 debentures	計 total	deposits with others	cash	date
38,336	17,893	175	85,815	24,054	—	894	25,548	3,340	87	18. 11
45,729	26,637	93	99,195	32,056	—	894	32,950	8,860	81	19. 11
43,185	268,373	596	337,587	166,581	—	894	167,500	132,078	221	20. 11
45,161	370,664	1,294	445,721	166,581	—	6,674	173,230	95,792	162	12
48,044	406,164	1,890	486,726	165,011	—	6,674	171,710	91,729	156	21. 1
49,729	449,609	1,890	532,864	165,527	—	63,480	229,033	107,856	246	2
50,365	275,163	1,910	358,385	198,443	3,647	99,702	301,818	500,391	65	3
47,909	257,269	142	336,209	198,143	8,341	143,697	350,508	298,873	97	4
47,158	280,159	196	358,737	149,295	9,818	262,995	422,133	180,889	146	5
46,986	315,429	242	395,025	199,407	9,818	283,662	492,913	104,237	139	6
47,895	290,412	347	374,589	239,017	9,818	288,588	537,448	156,623	97	7
48,317	297,739	347	385,706	286,317	9,824	294,808	590,974	83,993	144	8
(251)	(297,739)	(347)	(301,729)	(286,317)	(9,824)	(29,807)	(325,948)	(83,442)	(144)	
48,764	304,300	100	398,893	297,267	9,779	293,553	600,624	135,633	160	9
(1,252)	(304,300)	(0)	(315,932)	(297,267)	(9,779)	(29,578)	(336,624)	(120,159)		
61,626	326,398	151	463,734	300,799	9,773	292,772	603,369	88,254	496	10
(15,389)	(326,398)	(151)	(383,701)	(300,799)	(9,773)	(29,399)	(339,971)	(72,751)	(496)	
161,843	331,461	145	638,238	274,284	9,216	291,405	574,930	79,890	515	11
(116,651)	(331,461)	(145)	(560,418)	(274,284)	(9,216)	(29,379)	(312,879)	(64,831)	(515)	
100,217	35,063	△ 6	174,474	△ 26,515	△ 557	△ 1,367	△ 28,439	△ 8,364	△ 19	前月比較
118,658	93,088	△ 451	300,621	107,703	—	290,511	407,430	△ 52,188	294	前年同月比較

庫調) (單位千圓)  
in thousand of yen)

計 total	預ヶ金 deposits with others	現 金 cash
1,138	1,977	31
9,373	2,253	35
7,496	2,701	105
5,857	12,532	112
5,857	9,715	99
5,857	14,881	126
5,857	13,691	207
5,857	12,257	296
5,857	8,719	279
5,857	8,451	242
5,857	8,209	330
5,857	7,341	173
4,508	(6,614)	(173)
5,857	6,503	91
(5,508)	(5,727)	(76)
5,856	5,206	124
4,508	(4,571)	(124)
5,856	4,221	67
4,508	(4,221)	(67)
0	△ 985	△ 57
1,640	1,520	△ 38

郵便貯金及郵便振替貯金

(貯金局調) (單位千圓)

Balance of postal savings and postal transfer savings (in thousand of yen)

年 末 月 date	郵 便 貯 金			郵便振替貯金 postal transfer savings	合 計 total
	六 大 都 市 所 在 縣 6 major prefecture	其 他 others	合 計 total		
18. 11	6,434,537	10,166,664	16,217,883	414,524	17,015,726
19. 11	16,301,765	9,729,759	26,031,525	565,897	26,597,422
20. 11	13,914,086	24,975,766	38,589,852	1,177,207	40,067,059
12	14,240,628	25,692,091	39,932,719	1,112,812	41,045,531
21. 1	14,491,513	26,576,575	41,068,088	1,147,578	42,215,666
2	14,720,222	27,737,535	42,457,757	1,244,991	43,702,748
3	15,429,513	29,859,178	45,288,691	1,297,058	46,585,749
4	16,843,746	32,951,730	49,795,476	1,349,581	51,145,057
5	16,984,914	37,698,901	54,683,816	1,417,664	56,101,480
6	17,133,438	37,707,762	54,841,200	1,276,235	56,117,435
7	16,818,813	35,402,270	52,221,083	1,126,075	53,347,158
8	16,982,655	35,036,822	52,019,477	1,079,175	53,098,652
9	17,493,756	36,338,966	53,832,722	1,126,564	54,959,286
10	17,433,438	35,976,568	53,410,006	1,175,049	54,585,055
11	17,282,333	35,730,142	53,012,475	1,157,202	54,169,677
前月比較	△ 151,105	△ 246,426	△ 397,531	△ 17,847	△ 415,378
前年同月比較	3,368,247	10,754,376	14,422,623	△ 20,005	14,102,618



25

運用ノ部  
Assets

大藏省預  
Monthly report of

年月末 date	國債證券 national govt. bonds	一般及特別 會計貸付金 advances to general & special accounts of govt.	地方債證券 及地方公 團等貸付金 prefectural bonds & loans to public organ.	特殊銀行等債 券及貸付金 debentures of & loans to special banks etc.	特殊會社等 債券及貸付金 debentures of & loans to special co. etc.	外國國債證券 及外國保 外債及貸付金 foreign bonds & loans	現金 cash	合計 total
18. 11	16,530,801	224,220	2,031,018	1,679,653	1,498,591	1,251,151	82,749	23,333,185
19. 11	25,915,197	222,527	2,259,428	2,548,474	2,381,500	1,610,062	100,390	35,037,571
20. 11	39,053,340	217,580	2,742,211	4,265,004	3,525,164	1,935,692	375,554	52,114,548
12	39,845,299	211,397	2,739,952	4,201,697	3,487,805	1,935,692	169,397	52,591,243
21. 1	40,328,929	231,397	2,734,700	4,153,502	3,517,477	1,935,692	247,296	53,148,996
2	40,179,082	321,397	2,931,743	4,248,719	3,462,923	1,935,692	1,032,048	54,111,608
3	45,481,192	1,323,797	3,220,341	4,251,268	3,399,791	1,935,692	6,145,517	65,757,601
4	47,141,624	1,702,528	3,238,980	4,219,021	3,266,875	1,935,692	6,384,239	67,888,062
5	51,814,010	1,769,728	3,688,017	4,194,072	3,233,516	1,935,692	425,690	67,060,728
6	50,130,388	2,019,728	4,259,235	4,189,601	3,205,301	1,935,692	268,346	66,038,293
7	49,672,371	2,070,187	4,288,650	4,263,251	3,208,040	1,935,692	324,923	65,763,118
8	47,690,257	2,477,747	4,209,446	4,337,022	3,207,894	1,935,692	1,333,662	65,191,725
9	47,800,543	2,470,287	4,284,598	4,305,531	3,207,995	1,935,692	276,476	64,351,157
10	46,903,137	2,470,287	4,344,298	4,296,426	3,207,958	1,935,692	196,118	63,443,920
11	47,936,504	1,870,287	4,417,111	4,300,082	3,207,830	1,935,692	230,179	63,927,688
前月比較	943,367	△ 600,000	72,813	3,656	△ 128	0	64,061	483,768
前年同月比較	8883,164	1,652,707	1,674,900	35,078	△ 317,334	0	△ 115,375	11,813,140

簡易保險積立金及郵  
Principal assets of Government

年月末 date	有價證券 Securities					計 total
	國債 national govt. bonds	地方債 local govt. bonds	外國證券 foreign securities	社債及債券 debentures & bonds	株式 shares & stocks	
18. 11	1,200,279	653,033	10,777	815,458	122,756	2,802,303
19. 11	1,200,278	694,779	10,777	880,186	129,339	2,915,391
20. 11	1,193,673	666,279	10,777	965,756	130,542	2,967,027
12	1,193,673	663,268	10,777	965,486	130,542	2,963,748
21. 1	1,193,673	663,202	10,777	961,435	130,542	2,959,630
2	1,193,673	664,649	10,777	956,587	130,542	2,956,229
3	1,174,678	658,114	10,777	956,165	130,542	2,930,278
4	1,174,678	649,524	10,777	955,624	130,542	2,921,146
5	1,174,678	649,439	10,777	951,966	130,542	2,917,403
6	1,174,678	648,966	10,777	950,256	130,542	2,915,220
7	1,174,678	648,966	10,777	950,157	130,542	2,915,120
8	1,174,678	648,936	10,777	949,957	130,542	2,914,920
9	1,174,678	648,451	10,777	949,902	130,542	2,914,350
10	1,174,678	647,700	10,777	949,417	130,542	2,913,114
11	1,174,678	646,525	10,777	949,214	130,542	2,911,735
前月比較	0	△ 1,175	0	△ 203	0	△ 1,379
前年同月比較	△ 18,995	△ 19,754	0	△ 16,542	0	△ 55,232

金  
the  
郵便貯金  
貯金切  
収入金預  
postal sav  
& proceed  
of stamp  
savings  
17,001,9  
26,587,2  
41,099,5  
41,838,9  
42,388,7  
43,277,2  
54,155,7  
56,717,9  
54,580,3  
53,792,0  
53,224,7  
52,198,0  
51,079,3  
50,075,1  
50,202,7  
187,0  
9,163,1

便  
Insu  
公共團  
loans to



預  
report of

合計	total
23,333,185	23,333,185
35,037,571	35,037,571
52,114,548	52,114,548
52,591,243	52,591,243
53,148,996	53,148,996
54,111,608	54,111,608
65,757,601	65,757,601
67,888,062	67,888,062
67,060,728	67,060,728
66,038,293	66,038,293
65,763,118	65,763,118
65,191,725	65,191,725
64,351,157	64,351,157
63,443,920	63,443,920
63,927,688	63,927,688
483,768	483,768
11,813,140	11,813,140

金 部 狀 況  
the Deposit Bureau

(單位千圓) 原 資 ノ 部  
(in thousand of yen) Liabilities

郵便貯金及 貯金切手 収入金預金 postal savings & proceeds of stamp savings	貯蓄債券等 収入金預金 proceeds of savings certificates & others	簡易生命保 險及郵便年 金預金 deposit of govt. insurance & postal pension	厚生保 險預金 deposit of social insurance accounts	特殊財産 預金 deposit of special properties accounts	其 他 預 金 deposit of other accounts	各種基金 及 供託金預金 deposit of various funds, custody intrust accounts & corporations	共済組合及 法人預金 d. of mutual aid associations & corporations	積立金 其 他 reserve funds etc.	合計 total	年月末 date
17,001,930	2,168,608	1,163,602	329,642	485,641	661,334	100,069	18,726	1,403,592	23,333,185	18. 11
26,587,201	2,520,510	2,183,267	633,223	518,602	779,98	112,88	43,481	1,658,412	35,037,571	19. 11
41,099,599	2,623,188	2,992,131	1,140,780	532,089	596,040	81,244	70,617	2,978,855	52,114,548	20. 11
41,838,969	2,613,567	2,991,819	1,166,350	532,087	416,895	83,946	60,522	2,887,085	52,591,243	12
42,388,723	2,607,264	3,024,792	1,217,350	532,087	394,513	88,560	58,562	2,837,141	53,148,996	21. 1
43,277,242	2,608,310	3,052,546	1,357,652	532,087	254,107	97,477	56,364	2,875,820	54,111,608	2
54,155,743	2,615,014	3,065,407	1,414,829	532,087	658,119	110,822	97,844	3,107,742	65,757,601	3
56,717,974	2,584,206	3,208,092	1,441,829	532,087	493,549	109,206	167,580	2,633,537	67,888,062	4
54,580,355	2,561,929	4,045,152	1,441,829	528,549	807,708	146,055	271,533	2,677,615	67,060,728	5
53,792,078	2,583,126	4,135,586	1,462,329	528,549	263,107	121,957	104,202	3,047,356	66,038,293	6
53,224,771	2,578,069	4,162,329	1,612,329	528,549	295,474	123,229	252,312	2,986,650	65,763,118	7
52,198,069	2,574,341	4,187,704	1,611,129	530,487	976,774	128,799	155,765	2,828,662	65,191,725	8
51,079,224	2,545,658	4,219,782	1,870,796	530,487	744,674	133,006	55,320	3,172,206	64,351,157	9
50,075,111	2,542,742	4,252,295	2,041,658	530,487	692,994	140,089	47,902	3,120,638	63,443,920	10
50,262,793	2,525,191	4,526,157	2,150,118	530,487	1,490,285	150,003	37,902	2,254,747	63,927,688	11
187,682	△ 17,511	273,862	108,460	0	797,202	9,914	△ 10,000	△ 8,5891	483,768	前月比較
9,163,194	△ 97,997	1,534,026	1,009,338	△ 1,602	894,246	68,759	△ 32,715	△ 724,108	11,813,140	前年同月 比較

金 及 郵  
Government

計 total
2,802,303
2,915,391
2,967,027
2,963,748
2,959,630
2,956,229
2,930,278
2,921,146
2,917,403
2,915,220
2,915,120
2,914,920
2,914,350
2,913,114
2,911,735
△ 1,379
△ 55,232

便 年 金 資 金 放 資 狀 況  
Insurance and Postal Pension

(逓信院貯金保險局調)

(單位千圓)  
(in thousand of yen)

貸 出 金 Loans			預金部預金 deposits with Deposit Bureau	合計 total	年月末 date
公共團體ニ對スル貸付 loans to public organizations	契約者貸付 loans on policies	計 total			
483,048	113,331	596,409	620,544	4,019,238	18. 11
581,232	91,872	673,105	1,953,333	5,541,800	19. 11
821,439	71,896	893,335	2,697,784	6,558,148	20. 11
821,439	70,261	891,700	2,697,472	6,552,921	12
820,214	69,234	889,449	2,730,446	6,579,525	21. 1
820,214	68,355	888,570	2,758,199	6,602,999	2
820,214	67,592	887,807	2,771,060	6,589,145	3
819,168	65,661	884,829	2,898,745	6,704,721	4
818,823	64,176	882,999	3,779,188	7,579,591	5
811,312	63,365	874,677	3,843,106	7,633,003	6
790,454	62,575	853,029	3,865,944	7,634,095	7
790,454	61,459	851,913	3,893,657	7,660,489	8
786,749	61,277	848,026	3,925,434	7,687,814	9
786,749	61,030	847,779	3,958,666	7,719,563	10
784,951	60,689	845,650	4,231,849	7,983,239	11
△ 1,788	△ 341	△ 2129	273,183	263,674	前月比較
△ 36,478	△ 11,207	△ 47,685	1,534,005	1,431,091	前年同月 比較



日本証券取引所  
Monthly report of the Nippon

年月中 date	國債實物賣 買出來高 national govt. bonds transacted (spot)	社債實物 賣買出來高 debentures transa- cted (spot)	株式指數 Stock indices		株式平均 利 廻 average yield of shares	株式賣買出來高 Shares transacted		
			數量指數 volume index	價格指數 price index		清算取引 forward	實物取引 spot	計 total
18. 7	千円 47,167	千円 20,176	200.6	221.6	5.33	千株 6,864	千株 3,886	千株 10,751
19. 7	25,292	18,312	187.3	131.8	6.03	2,579	1,697	4,276
8	14,532	7,609	185.4	105.0	6.11	1,953	1,942	3,895
9	21,236	6,569	191.1	152.3	6.02	3,276	2,675	5,951
10	20,857	13,297	209.6	348.9	5.61	8,175	4,785	12,960
11	15,915	13,918	217.8	270.0	5.48	6,743	2,736	9,479
12	16,852	6,061	214.3	182.0	5.63	4,620	1,566	6,186
20. 1	18,236	14,009	215.2	146.5	5.63	3,476	1,732	5,208
2	10,894	5,883	205.1	176.1	5.79	3,875	1,905	5,780
3	7,820	5,525	193.2	183.7	5.97	3,617	3,859	7,476
4	5,320	4,194	206.3	128.4	5.90	2,485	2,136	4,621
5	7,536	2,453	205.7	100.9	5.90	1,821	2,148	3,969
6	7,560	8,159	200.6	157.3	5.94	1,614	4,695	6,309
7	10,048	8,543	201.8	101.1	5.99	952	3,205	4,157
8	2,791	3,231	207.2	43.8	5.86	684	869	1,553

備考 國債ハ外貨債ヲ含マズ、株式指數ハ大正10年1月=100

手形交換高月報

(銀行協會調) (單位千圓)

Total of cleared bills

(in thousand of yen)

年 月 中 date	東 京 Tokyo		大 阪 Osaka	
	枚 number of bills	金 額 amount	枚 number of bills	金 額 amount
昭和18年中	15,455,797	91,817,610	9,049,663	44,779,016
19年中	10,569,663	104,754,310	6,028,248	49,649,552
20. 11	285,254	4,561,201	139,375	4,016,328
12	365,801	5,113,288	157,180	3,297,790
20年中	4,347,716	82,601,602	2,292,881	43,073,687
21. 1	327,560	3,851,077	114,778	2,416,328
2	401,878	4,015,246	125,550	2,696,307
3	557,933	4,363,617	173,868	2,014,010
4	803,923	6,017,435	359,932	3,105,329
5	1,229,704	7,939,248	576,981	3,698,099
6	1,366,695	7,939,248	559,082	3,791,495
7	1,388,568	9,117,238	592,045	4,490,383
8	1,409,056	10,183,030	565,200	4,452,464
9	1,311,158	9,370,164	549,223	4,311,784
10	1,430,876	11,209,731	590,070	5,235,498
11	1,300,296	11,905,562	538,297	5,449,511
前月比較	△ 130,580	695,831	△ 21,773	214,063
前年同月 比較	1,015,042	7,344,361	428,922	1,433,233

證券  
Stock E

株式清算取引  
高(月中最高額)  
outstanding call  
of shares-tow  
(maximum)

1.2  
2.1  
2.1  
2.5  
4.5  
5.3  
4.8  
3.7  
3.3  
3.1  
2.3  
2.0  
1.5  
1.0  
68

本邦  
Total

年 月	合 計
date	tot
18. 7	
19. 7	
8	
9	
10	
11	
12	
20. 1	
2	
3	
4	
5	
6	
7	
8	



取引所  
of the Nippon

式賣買出來高  
shares transacted

實物取引 spot	計 total
千株 3,886	千株 10,751
1,697	4,276
1,942	3,895
2,675	5,951
4,785	12,960
2,736	9,479
1,566	6,186
1,732	5,208
1,905	5,780
3,859	7,476
2,136	4,621
2,148	3,969
4,695	6,309
3,205	4,157
869	1,553

證券取引狀況 (東京市場)  
Stock Exchange • Tokyo Market

(日本證券取引所調) (單位千圓・千株)  
(in thousand of yen, thousand shares)

株式清算取引取組 高(月中最高殘高) outstanding contracts of shares-forward (maximum)	株式受渡高(清算) Stock deliveries		早受渡現在高 Volume of pre-date deliveries				年 月 中 date
	株 數 number of shares	代 金 amount	最 高 maximum		最 低 minimum		
			株 數 no. of shares	代 金 amount	株 數 no. of shares	代 金 amount	
千株 1,240	千株 1,304	千円 92,467	千株 690	千円 47,040	千株 572	千円 38,727	18. 7
2,128	451	25,203	330	20,212	230	14,175	19. 7
2,191	432	26,035	405	25,274	285	17,674	8
2,591	707	57,076	425	26,600	261	16,607	9
4,511	568	39,364	476	31,538	261	16,603	10
5,368	720	49,592	651	44,480	449	30,549	11
4,820	1,359	89,669	647	43,936	477	31,780	12
3,785	1,009	67,775	604	40,470	317	21,046	20, 1
3,308	774	49,643	488	31,585	268	16,589	2
3,101	1,023	64,446	452	28,455	207	12,712	3
2,321	786	52,106	289	18,246	155	9,418	4
2,012	584	34,297	316	20,024	167	10,159	5
1,542	608	38,695	256	16,572	86	5,432	6
1,050	400	25,792	154	9,679	61	3,851	7
688	373	24,397	122	7,842	70	4,397	8

本邦有價證券時價總額 (日本證券取引所調)  
Total amounts of securities  
(單位百萬圓)  
(in million of yen)

清算取引上場株式時價總額  
Total amounts of shares & stocks  
dealt in the forward market  
(單位千圓・千株) (in thousand of yen, thousand shares)

年 月 date	合 計 total amounts	株 式 shares & stocks	債 券 debentures	上場拂込 資本金 capital paid	銘柄數 number of issues	總株數 total number of shares	時價總額 market value	當五十圓 時 價 market value per 50 yen
18. 7	139,645	53,510	86,135	8,453,175	267	201,066	13,543,605	80.11
19. 7	165,183	53,334	111,849	10,717,906	297	244,723	14,728,517	68.71
8	165,004	50,601	114,403	10,683,517	219	243,613	13,868,139	64.90
9	167,775	51,075	116,700	10,458,323	211	236,132	13,652,265	65.27
10	173,907	54,202	119,705	10,521,136	205	234,862	14,698,685	69.85
11	181,843	59,792	122,051	10,863,441	205	242,554	16,465,809	75.79
12	182,107	57,178	124,929	11,428,591	209	257,792	16,386,123	71.59
20. 1	186,877	57,227	129,650	13,531,324	222	304,181	18,961,082	70.06
2	191,048	57,869	133,180	14,376,264	238	323,627	20,072,772	69.81
3				14,400,224	238	323,627	19,021,432	66.05
4				14,412,724	236	323,877	18,572,475	64.43
5				14,517,644	233	323,877	18,751,732	65.03
6				14,420,144	232	323,877	17,639,873	64.63
7				14,490,144	232	324,077	18,415,777	63.55
8				14,071,394	231	315,702	18,069,890	64.21

協會調) (單位千圓)  
(in thousand of yen)

阪 Osaka

金 額 amount
44,779,016
49,649,552
4,016,328
3,297,790
43,073,687
2,416,328
2,696,307
2,014,010
3,105,329
3,698,099
3,791,495
4,490,383
4,452,464
4,311,784
5,235,498
5,449,511
214,063
1,433,233



東京卸賣物價指數  
Wholesale price index: Tokyo

(昭和八年=100) (1933=100)

類別	食農產物	其他食料及嗜好品	織原料品	布帛類	建築材料	金屬類	燃料	肥料	工業藥材	其他	總平均
年月	cereals	other food-stuffs, drinks, tobacco	textile materials	tissues	building materials	metals & metal products	fuels	fertilizers	industrial chemicals	miscellaneous	average
品目數	10	18	10	19	10	11	5	6	9	15	
number of goods											
19 年平均	228.2	279.2	212.5	235.5	273.9	200.8	210.9	190.7	199.2	243.0	233.0
20. 11	229.1	491.9	326.1	235.5	382.1	239.3	272.1	191.4	261.8	300.5	307.8
12	266.6	491.9	326.1	235.5	684.7	1,136.5	614.9	191.4	261.8	321.7	441.2
20 年平均	232.0	430.0	301.3	235.5	367.4	291.1	278.2	191.4	258.5	288.6	297.5
21. 1	348.5	532.7	326.1	235.5	684.7	1,179.6	738.4	963.5	261.8	571.0	497.5
2	355.4	573.5	326.1	235.5	884.7	1,279.6	861.9	963.5	261.8	399.1	525.2
3	1,199.7	815.2	326.1	235.5	1,196.5	2,134.5	1,473.2	963.5	738.8	518.2	868.9
4	1,199.7	853.0	784.1	2,179.0	1,330.3	2,720.8	1,473.2	1,897.3	2,532.5	1,285.1	1,359.4
5	1,203.5	908.5	784.1	2,179.0	1,602.8	2,281.0	1,473.2	2,208.5	2,532.5	1,392.3	1,395.8
6	1,207.3	940.6	784.1	2,179.0	1,955.0	2,300.8	1,473.2	2,208.5	2,547.7	1,694.7	1,435.7
7	1,207.3	1,099.6	1,307.4	2,179.0	1,955.0	2,287.4	1,473.2	2,208.5	2,608.5	1,652.9	1,574.1
8	1,207.3	1,282.5	1,481.8	2,179.0	1,955.0	2,287.4	1,473.2	2,208.5	2,608.5	1,674.5	1,642.8
9	1,207.3	2,053.9	1,481.8	2,179.0	2,073.0	2,287.4	1,473.2	2,208.5	2,608.5	1,833.5	1,788.5
10	1,207.3	2,053.9	1,481.8	2,179.0	2,047.9	2,287.4	1,473.2	2,208.5	2,608.5	1,833.5	1,787.1
11	1,897.2	2,320.7	1,481.8	2,179.0	2,022.9	2,287.4	1,541.9	2,208.5	2,187.1	1,833.5	1,947.5

東京小賣物價指數  
Retail price index: Tokyo

(大正三年七月=100)  
(Jul. 1914=100)

年月	食料品	燃料燈火	服飾用品	其他	總平均
date	food	fuel & light	clothing	miscellaneous	average
昭和18平均	284	307	237	319	287.0
19平均	320	321	241	373	321.4
20. 11	458	541	260	494	434.7
12	1,258	541	260	604	827.1
20 平均	490	392	253	481	439.7
21. 1	1,345	904	260	646	877.8
2	1,673	1,060	260	812	1,078.0
3	2,288	2,716	455	1,108	1,654.6
4	2,226	2,716	2,002	1,179	2,162.0
5	3,121	2,716	2,002	1,179	2,556.4
6	3,568	2,716	2,002	1,295	2,829.6
7	3,507	2,716	2,002	2,827	2,941.0
8	3,361	2,716	2,002	2,880	2,899.4
9	3,646	2,716	2,002	3,246	3,133.4
10	4,177	2,716	2,002	3,246	3,356.4
11	4,400	2,716	2,002	3,291	3,464.3

Government

年月	預算
date	ac Dep
18. 11	
19. 11	
20. 11	
12	
21. 1	
2	
3	
4	
5	
6	
7	
8	
9	
10	
11	

備考

Short

年月	月
date	amc du m
18. 11	
19. 11	
20. 11	
12	
21. 1	
2	
3	
4	
5	
6	
7	
8	
9	
10	
11	

※印



國債發行償還及現在高調 (日本銀行調) (單位千圓)  
 Government bonds: issues, redemptions & outstanding amount (in thousand of yen)

年月 date	發行高 New issue				償還高 redemptions	現在高 Outstanding		合計 Total
	預金部引受 accepted by Deposit Bureau	日本銀行引受 accepted by Bank of Japan	其他 others	合計 Total		內國債 internal bonds	外國債 external bonds	
18. 11	350,000	1,050,000	35,659	1,435,659	0	66,217,201	894,182	67,111,383
19. 11	1,000,000	1,200,000	31,359	2,234,359	0	92,483,073	887,953	93,371,023
20. 11	0	0	216	216	0	129,529,793	886,689	130,416,482
12	0	30,667	5	30,672	0	129,560,466	886,689	130,447,155
21. 1	300,000	0	0	300,000	0	129,860,466	886,689	130,747,155
2	0	5,500	0	5,500	5,500	129,860,465	886,689	130,747,154
3	5,059,000	0	※5,321,000	10,379,000	315,000	139,924,465	886,689	143,662,934
4	2,851,780	0	0	2,851,780	0	142,776,245	886,689	145,476,323
5	1,813,389	0	0	1,813,389	0	144,589,634	886,689	145,476,323
6	0	0	0	0	0	144,589,634	886,689	145,476,321
7	0	0	0	0	2	144,589,632	886,689	145,476,318
8	0	0	0	0	3	144,589,629	886,689	145,476,318
9	0	0	0	0	44	144,589,584	886,689	145,476,273
10	0	850,000	0	850,000	28	145,439,555	886,689	146,326,244
11	0	5,030,000	0	5,060,000	18	150,499,537	886,689	151,386,226

備考 其他ハ交付分ナリ、※印=ハ金融機關引受5,000,000ヲ含メリ

短期證券發行償還及現在高調 (日本銀行調) (單位千圓)  
 Short term securities: issues, redemptions & outstanding amount (in thousand of yen)

年月 date	食糧證券 Food securities						大藏省證券 Treasury certificates			短期證券 現在高 outstanding amount of short term securities
	交付分 Payment			償替分 Conversion			月中發行高 amount issued during the month	月中償還高 amount redem ed during the month	現在高 outstanding amount	
	月中發行高 amount issued during the month	月中償還高 amount redem ed during the month	現在高 outstanding amount	月中發行高 amount issued during the month	月中償還高 amount redem ed during the month	現在高 outstanding amount				
18. 11	245,463	—	360,476	—	230,000	605,000	—	—	*136,000	1,101,476
19. 11	220,004	—	296,262	200,000	460,000	1,210,000	—	—	—	1,506,262
20. 11	488,296	667,233	21,956	850,000	430,000	2,175,000	—	—	—	2,196,956
12	8,131	0	30,087	1,020,000	1,325,000	1,870,000	—	—	—	1,900,087
21. 1	545,992	576,089	0	1,165,000	0	1,165,000	500,000	0	500,000	1,665,000
2	888,668	0	888,668	710,000	710,000	1,165,000	0	0	500,000	2,553,668
3	673,351	1,561,999	0	2,310,000	1,165,000	2,310,000	0	500,000	0	2,310,000
4	787,654	0	787,654	90,000	0	2,400,000	0	0	0	3,187,654
5	2,014,392	2,799,046	0	4,420,000	2,310,000	4,510,000	2,000,000	0	2,000,000	6,510,000
6	382,822	0	382,822	1,280,000	2,300,000	3,490,000	1,500,000	0	3,500,000	7,372,822
7	1,327,174	1,709,996	0	3,210,000	2,210,000	4,490,000	3,500,000	0	5,000,000	9,490,000
8	255,131	0	255,131	1,080,000	1,280,000	4,290,000	0	1,500,000	3,500,000	8,045,131
9	654,852	909,983	0	2,650,000	3,210,000	3,730,000	6,500,000	3,500,000	6,500,000	10,230,000
10	1,417,340	0	1,417,340	650,000	3,730,000	650,000	5,000,000	0	11,500,000	13,567,340
11	1,820,630	3,237,970	0	3,000,000	3,650,000	0	3,000,000	3,500,000	11,000,000	11,000,000

※ 印ハ買入証券ナリ。

八年=100 (1933=100)

業藥材 Industrial chemicals	其他 miscell- aneous	總平均 average
9	15	
199.2	243.0	233.0
261.8	300.5	307.8
261.8	321.7	441.2
258.5	288.6	297.5
261.8	571.0	497.5
261.8	399.1	525.2
738.8	518.2	868.9
532.5	1,285.1	1,359.4
532.5	1,392.3	1,395.8
547.7	1,604.7	1,435.7
608.5	1,652.9	1,574.1
608.5	1,674.5	1,642.8
608.5	1,833.5	1,788.5
608.5	1,833.5	1,787.1
687.1	1,833.5	1,917.5

(大正三年七月=100)  
(Jul. 1914=100)

總平均 average
287.0
321.4
434.7
827.1
439.7
877.8
1,078.0
1,654.6
2,162.0
2,556.4
2,829.6
2,941.0
2,899.4
3,133.4
3,356.4
3,464.3