

1. How often do you currently edit in the Wikimedia projects?

#	Answer	Bar	Response	%
1	More than once per day		1,306	36%
2	Once or twice per week		889	24%
3	Once or twice per month		633	17%
4	Less than once per month		573	16%
5	I no longer edit or contribute content in the Wikimedia projects		255	7%
	Total		3,656	

Statistic	Value
Min Value	1
Max Value	5
Mean	2.34
Variance	1.67
Standard Deviation	1.29
Total Responses	3,656

2. How often do you engage with other users online (on-wiki or off-wiki) in the following ways?

#	Question	Once a day or more	Once or twice per week	Once or twice per month	Less than once a month	Never	Total Responses	Mean
1	Collaborating with other users on a project or topic	185	365	422	690	562	2,224	3.49
2	Having friendly conversations with other users	204	403	460	674	488	2,229	3.38
3	Giving or receiving direct feedback about your work	130	410	533	820	340	2,233	3.37
4	Having arguments with other users	59	238	362	882	687	2,228	3.85
5	Other (please specify)	62	85	115	94	956	1,312	4.37

Statistic	Collaborating with other users on a project or topic	Having friendly conversations with other users	Giving or receiving direct feedback about your work	Having arguments with other users	Other (please specify)
Min Value	1	1	1	1	1
Max Value	5	5	5	5	5
Mean	3.49	3.38	3.37	3.85	4.37
Variance	1.58	1.58	1.26	1.12	1.42
Standard Deviation	1.26	1.26	1.12	1.06	1.19
Total Responses	2,224	2,229	2,233	2,228	1,316

3. To what extent are you satisfied or dissatisfied with the following ways of engaging socially with other users?

#	Question	Very satisfied	Satisfied	Neither satisfied nor dissatisfied	Dissatisfied	Very dissatisfied	Not applicable/Not sure	Total Responses	Mean
1	Collaborating with other users on a project or topic	296	751	497	160	83	429	2,216	3.12
2	Having friendly conversations with other users	369	875	435	127	74	346	2,226	2.87
3	Giving or receiving direct feedback about your work	268	851	538	202	105	258	2,222	2.91
4	Having arguments with other users	88	326	547	400	348	507	2,216	3.95
5	Other (please specify)	55	56	161	26	73	924	1,295	5.15

Statistic	Collaborating with other users on a project or topic	Having friendly conversations with other users	Giving or receiving direct feedback about your work	Having arguments with other users	Other (please specify)
Min Value	1	1	1	1	1
Max Value	6	6	6	6	6
Mean	3.12	2.87	2.91	3.95	5.15
Variance	2.82	2.63	2.18	2.26	2.35
Standard Deviation	1.68	1.62	1.48	1.50	1.53
Total Responses	2,216	2,226	2,222	2,216	1,299



5. Have you experienced harassment in the Wikimedia projects?





#	Answer	Bar	Response	%
1	Yes		937	38%
2	No		1,164	47%
3	I am not sure		394	16%
	Total		2,495	

Statistic	Value
Min Value	1
Max Value	3
Mean	1.78
Variance	0.49
Standard Deviation	0.70
Total Responses	2,495

6. How many times have you experienced incidents like the ones described below while working on any of the Wikimedia projects? Please remember that filling in this survey is not an alternative to reporting abuse and will not generate a response. If you need to report an incident, please use existing reporting methods.







#	Answer	Min Value	Max Value	Average Value	Standard Deviation	Responses
1	I have been called offensive names [Name calling]	0.00	100.00	17.02	27.61	955
2	I have received deliberately nasty messages aimed at upsetting me or provoking an angry response [Trolling / Flaming]	0.00	100.00	23.90	31.82	1,009
3	My user page has been vandalized or my article contributions have been unfairly challenged, devalued or deleted [Content vandalism]	0.00	100.00	26.48	33.30	1,036
4	My personal information has been published without my consent [Outing / Doxxing]	0.00	100.00	5.50	17.75	810
5	Access to my private accounts has been compromised [Hacking]	0.00	100.00	2.69	13.67	760
6	Another individual pretended to be me [Impersonation]	0.00	100.00	4.45	16.06	789
7	Sexually explicit or sexualised photos of me have been published without my consent [Revenge porn]	0.00	100.00	2.09	12.73	740
8	I have received unwanted and obsessive attention that made me feel scared [Stalking]	0.00	100.00	13.02	26.64	895
9	I have received threats of violence, sexual or otherwise, against myself or another person close to me (family member, spouse, etc.) [Threats of violence]	0.00	100.00	5.90	17.97	795
10	I have been treated differently/unfairly based on personal characteristics, instead of merit [Discrimination]	0.00	100.00	14.46	25.58	902
11	Other experience (please specify)	0.00	100.00	14.97	30.48	691

7. Which of the following statements describes your experience of harassment?

#	Answer	Bar	Response	%
1	It was done by one person through a single episode		190	19%
2	It was done by one person through multiple episodes		186	19%
3	It was done by multiple people through a single episode		88	9%
4	It was done by multiple people through multiple episodes		533	53%
	Total		997	

Statistic	Value
Min Value	1
Max Value	4
Mean	2.97
Variance	1.48
Standard Deviation	1.22
Total Responses	997

8. How long did the harassment last? (overall duration)

#	Answer	Bar	Response	%
1	Less than one hour		126	13%
2	Less than one day		117	12%
3	More than one day but less than one week		222	22%
4	More than one week but less than one month		147	15%
5	More than one month but less than one year		170	17%
6	One year or more		215	22%
Total			997	

Statistic	Value
Min Value	1
Max Value	6
Mean	3.77
Variance	2.81
Standard Deviation	1.68
Total Responses	997














9. On which project(s) did you experience this harassment?

#	Answer	Bar	Response	%
1	Wikipedia		920	92%
2	Wiktionary		21	2%
3	Wikiquote		9	1%
4	Wikibooks		7	1%
5	Wikisource		19	2%
6	Wikinews		12	1%
7	Wikiversity		11	1%
8	Wikispecies		6	1%
9	MediaWiki		9	1%
10	Wikidata		16	2%
11	Wikimedia Commons		98	10%
12	Wikivoyage		10	1%
13	Wikimedia Meta-Wiki		23	2%
14	Wikimedia Incubator		2	0%
15	Wikimedia Labs		4	0%
16	Wikimedia Foundation		8	1%
17	Prefer not to say		23	2%
18	Off-wiki (please specify)		89	9%



Statistic	Value
Min Value	1
Max Value	18
Total Responses	997

10. What was the harassment based on?

#	Answer	Bar	Response	%
1	Age		66	7%
2	Appearance		38	4%
3	Ethnicity		86	9%
4	Disability		24	2%
5	Gender identity		72	7%
6	Political ideas		251	25%
7	Race		43	4%
8	Religion		91	9%
9	Sexual orientation		55	6%
10	Don't know/Not sure		371	37%
11	Other (please specify)		406	41%







Statistic	Value
Min Value	1
Max Value	11
Total Responses	997

11. If you'd like, share an example/quote of the harassment text that you have received, or you may skip this question. You can quote short excerpts of the harassing text that you have received, captions of photos, etc. If you were harassed through imagery rather than text, you are welcome to state that.

#	Answer	Bar	Response	%
1	I prefer to skip this question		773	78%
2	Please specify		224	22%
	Total		997	











Statistic	Value
Min Value	1
Max Value	2
Mean	1.22
Variance	0.17
Standard Deviation	0.42
Total Responses	997

12. To what extent are you aware of the following resolution paths within the Wikimedia projects?

#	Answer	Bar	Response	%
1	Consulting with another community member		1,459	67%
2	Opening a discussion on the Village Pump / Community discussion board		1,254	58%
3	Escalating to an Arbitration Committee		881	41%
4	Opening a discussion on Meta		496	23%
5	Contacting the Community Advocacy Team at the Wikimedia Foundation		309	14%
6	Other (please specify)		402	19%

Statistic	Value
Min Value	1
Max Value	6
Total Responses	2,163

13. In which of the following ways have you responded to harassment that you experienced?

#	Answer	Bar	Response	%
1	I did not react / Ignored the incident		527	56%
2	I asked the user to stop the harassing behavior		428	45%
3	I discussed with other community members		467	50%
4	I discussed with friends / family		178	19%
5	I consulted a professional for emotional support (e.g. therapist)		46	5%
6	I consulted legal counsel / took legal action		29	3%
7	I reported the incident(s) through the Wikimedia project		260	28%
8	I contacted law enforcement		30	3%
9	I contacted the Wikimedia Foundation for help		65	7%
10	Other (please specify)		175	19%

Statistic	Value
Min Value	1
Max Value	10
Total Responses	942

14. How satisfied were you with the support that you received from the Foundation?

#	Answer	Bar	Response	%
1	Very satisfied		11	18%
2	Satisfied		7	11%
3	Neither satisfied nor dissatisfied		5	8%
4	Dissatisfied		12	19%
5	Very dissatisfied		23	37%
6	Prefer not to say		1	2%
7	Other (please specify)		3	5%
Total			62	






Statistic	Value
Min Value	1
Max Value	7
Mean	3.71
Variance	2.96
Standard Deviation	1.72
Total Responses	62

15. To what extent were your actions effective in resolving the problem?

#	Question	Not at all	A little	Somewhat	Mostly	Completely	Not Applicable	Total Responses	Mean
1	I did not react / Ignored the incident	150	95	149	144	126	251	915	3.82
2	I asked the user to stop the harassing behavior	304	101	110	55	27	313	910	3.37
3	I discussed with other community members	145	158	183	119	54	263	922	3.62
4	I discussed with friends / family	140	90	62	41	27	516	876	4.45
5	I consulted a professional for emotional support (e.g. therapist)	112	23	22	9	5	685	856	5.13
6	I consulted legal counsel / took legal action	130	19	15	4	5	692	865	5.09
7	I reported the incident(s) through the Wikimedia project	163	69	79	59	42	467	879	4.31
8	I contacted law enforcement	131	20	6	2	4	695	858	5.11
9	I contacted the Wikimedia Foundation for help	156	22	25	11	11	648	873	4.88
10	Other (please specify)	79	13	19	20	40	512	683	5.14

Statistic	I did not react / Ignored the incident	I asked the user to stop the harassing behavior	I discussed with other community members	I discussed with friends / family	I consulted a professional for emotional support (e.g. therapist)	I consulted legal counsel / took legal action	I reported the incident(s) through the Wikimedia project	I contacted law enforcement	I contacted the Wikimedia Foundation for help	Other (please specify)
Min Value	1	1	1	1	1	1	1	1	1	1
Max Value	6	6	6	6	6	6	6	6	6	6
Mean	3.82	3.37	3.62	4.45	5.13	5.09	4.31	5.11	4.88	5.14
Variance	3.26	4.59	3.36	4.11	3.23	3.47	4.16	3.48	3.95	3.07
Standard Deviation	1.81	2.14	1.83	2.03	1.80	1.86	2.04	1.87	1.99	1.75
Total Responses	915	910	922	876	856	865	879	858	873	688

16. To what extent did you find your experience(s) of harassment in the Wikimedia projects distressful?

#	Answer	Bar	Response	%
1	Extremely upsetting		140	14%
2	Very upsetting		206	21%
3	Somewhat upsetting		282	29%
4	A little upsetting		233	24%
5	Not at all upsetting		114	12%
	Total		975	



17. To what extent has your personal experience of harassment affected your involvement in the following activities?

#	Question	Greatly decreased	Decreased	Neither increased nor decreased	Increased	Greatly increased	Not sure/Don't know	Total Responses	Mean
1	Participating in Wikimedia projects online	199	218	408	24	16	110	975	2.76
2	Participating in a Wikimedia project in which I experienced harassment	295	234	310	27	16	93	975	2.50
3	Participating in a new Wikimedia project in which I did not experience harassment	138	92	440	82	36	187	975	3.36
4	Interacting with other users online	177	227	395	64	10	102	975	2.80

Statistic	Participating in Wikimedia projects online	Participating in a Wikimedia project in which I experienced harassment	Participating in a new Wikimedia project in which I did not experience harassment	Interacting with other users online
Min Value	1	1	1	1
Max Value	6	6	6	6
Mean	2.76	2.50	3.36	2.80
Variance	2.09	2.16	2.49	1.97
Standard Deviation	1.45	1.47	1.58	1.40
Total Responses	975	975	975	975

18. Have you witnessed others experiencing harassment in the Wikimedia projects?

#	Answer	Bar	Response	%
1	Yes		1,064	51%
2	No		660	32%
3	I am not sure		354	17%
	Total		2,078	

Statistic	Value
Min Value	1
Max Value	3
Mean	1.66
Variance	0.57
Standard Deviation	0.75
Total Responses	2,078

19. How often have you witnessed others experiencing the following forms of harassment while working on any of the Wikimedia projects?

#	Question	Often	Occasionally	Rarely	Never	Total Responses	Mean
1	Being called offensive names [Name calling]	338	407	298	264	1,307	2.37
2	Receiving deliberately nasty messages aimed at upsetting or provoking an angry response [Trolling / Flaming]	410	397	264	246	1,317	2.26
3	User page being vandalized or article contributions being unfairly challenged, devalued or deleted [Content vandalism]	455	426	247	189	1,317	2.13
4	Personal information has been published without consent [Outing / Doxxing]	65	201	361	680	1,307	3.27
5	Access to another person's private accounts has been compromised [Hacking]	18	64	256	959	1,297	3.66
6	A individual pretending to be somebody else [Impersonation]	89	216	362	636	1,303	3.19
7	Sexually explicit or sexualised photos of another community member being published without consent [Revenge porn]	19	30	109	1,151	1,309	3.83
8	Unwanted and obsessive attention that made the other person feel scared [Stalking]	160	291	282	578	1,311	2.97
9	Threats of violence, sexual or otherwise, against the community member or another person close to them (family member, spouse, etc.) [Threats of violence]	49	139	281	836	1,305	3.46
10	Being treated differently/unfairly based on personal characteristics, instead of merit [Discrimination]	225	322	314	446	1,307	2.75
11	Other experience (please specify)	81	47	44	697	869	3.56

Statistic	Being called offensive names [Name calling]	Receiving deliberately nasty messages aimed at upsetting or provoking an angry response [Trolling / Flaming]	User page being vandalized or article contributions being unfairly challenged, devalued or deleted [Content vandalism]	Personal information has been published without consent [Outing / Doxxing]	Access to another person's private accounts has been compromised [Hacking]	A individual pretending to be somebody else [Impersonation]	Sexually explicit or sexualised photos of another community member being published without consent [Revenge porn]	Unwanted and obsessive attention that made the other person feel scared [Stalking]	Threats of violence, sexual or otherwise, against the community member or another person close to them (family member, spouse, etc.) [Threats of violence]	Being treated differently/unfairly based on personal characteristics, instead of merit [Discrimination]	Other experience (please specify)
Min Value	1	1	1	1	1	1	1	1	1	1	1
Max Value	4	4	4	4	4	4	4	4	4	4	4
Mean	2.37	2.26	2.13	3.27	3.66	3.19	3.83	2.97	3.46	2.75	3.56
Variance	1.16	1.19	1.09	0.80	0.41	0.89	0.28	1.15	0.69	1.21	0.99
Standard Deviation	1.08	1.09	1.04	0.90	0.64	0.95	0.53	1.07	0.83	1.10	1.00
Total Responses	1,307	1,317	1,317	1,307	1,297	1,303	1,309	1,311	1,305	1,307	875

20. In what way, if any, did you get involved with the harassment that you witnessed?

#	Answer	Bar	Response	%
1	I confronted user who was harassing		364	27%
2	I offered support to the user who was being harassed		494	37%
3	I reached out to the user who was being harassed to get more details so as to build a stronger, joint case for our experience		177	13%
4	I attempted to mediate		360	27%
5	I did not react		688	51%
6	Other (please specify)		231	17%

Statistic	Value
Min Value	1
Max Value	6
Total Responses	1,352

21. To what extent were your actions effective to resolve harassment that you witnessed ?

#	Answer	Bar	Response	%
1	Not at all		588	43%
2	A little		329	24%
3	Somewhat		314	23%
4	Mostly		89	7%
5	Completely		32	2%
	Total		1,352	






Statistic	Value
Min Value	1
Max Value	5
Mean	2.00
Variance	1.14
Standard Deviation	1.07
Total Responses	1,352

22. How often did you get harassed yourself as a result of being involved in the situation?

#	Answer	Bar	Response	%
1	Always		30	5%
2	Often		55	8%
3	Sometimes		160	24%
4	Rarely		195	30%
5	Never		216	33%
	Total		656	

Statistic	Value
Min Value	1
Max Value	5
Mean	3.78
Variance	1.27
Standard Deviation	1.13
Total Responses	656

23. How did the witnessing of another community member being harassed affect your own participation to the Wikimedia projects?

#	Answer	Bar	Response	%
1	I considered not contributing any more		228	17%
2	I stopped contributing for a while, but ultimately I continued contributing		267	20%
3	I stopped contributing overall		97	7%
4	It didn't change my involvement		688	51%
5	I started contributing more		58	4%
Total			1,338	








Statistic	Value
Min Value	1
Max Value	5
Mean	3.06
Variance	1.57
Standard Deviation	1.25
Total Responses	1,338

24. What ideas or improvements would you like to see implemented in the movement's approach to harassment? We welcome feedback on various aspects of the process, from the reporting mechanisms available to you, ease of finding them, to improving the support you received.

Statistic	Value
Total Responses	789











25. What is your current gender identity?

#	Answer	Bar	Response	%
1	Male		1,548	79%
2	Female		208	11%
3	Trans male / Trans man		3	0%
4	Trans female / Trans woman		9	0%
5	Gender queer / Gender non-conforming		25	1%
6	Prefer not to say		134	7%
7	Different identity (please specify)		37	2%
	Total		1,964	

Statistic	Value
Min Value	1
Max Value	7
Mean	1.63
Variance	2.35
Standard Deviation	1.53
Total Responses	1,964

26. What is your age?

#	Answer	Bar	Response	%
1	17 or under		169	9%
2	18-24		280	14%
3	25-34		395	20%
4	35-44		352	18%
5	45-54		309	16%
6	55-64		211	11%
7	65 or more		103	5%
8	Prefer not to say		149	8%

Statistic	Value
Min Value	1
Max Value	8
Total Responses	1,961

27. To what extent do you consider yourself to be racially or culturally different from the majority of editors, within the Wikimedia project you are most active in?

#	Answer	Bar	Response	%
1	Extremely different		40	2%
2	Very different		122	6%
3	Somewhat different		327	17%
4	A little different		502	26%
5	Not at all different		759	39%
6	Prefer not to say		210	11%
	Total		1,960	

Statistic	Value
Min Value	1
Max Value	6
Mean	4.25
Variance	1.35
Standard Deviation	1.16
Total Responses	1,960

28. To what extent have you shared with other users the following information in any way on Wikimedia projects?

#	Question	Always	Usually	Sometimes	Rarely	Never	Prefer not to say	Total Responses	Mean
1	Gender	536	264	175	254	620	97	1,946	3.23
2	Sexual Orientation	117	87	85	157	1,344	145	1,935	4.53
3	Age	224	166	255	345	848	106	1,944	3.90
4	Ethnic or racial group	197	137	161	231	1,093	120	1,939	4.16
5	Political ideas	106	110	272	373	968	118	1,947	4.20
6	Location	286	283	307	372	605	92	1,945	3.52
7	Religious beliefs	124	82	197	305	1,111	123	1,942	4.32
















Statistic	Gender	Sexual Orientation	Age	Ethnic or racial group	Political ideas	Location	Religious beliefs
Min Value	1	1	1	1	1	1	1
Max Value	6	6	6	6	6	6	6
Mean	3.23	4.53	3.90	4.16	4.20	3.52	4.32
Variance	3.04	1.48	2.15	2.07	1.56	2.33	1.57
Standard Deviation	1.74	1.22	1.47	1.44	1.25	1.53	1.25
Total Responses	1,946	1,935	1,944	1,939	1,947	1,945	1,942

29. What is the highest degree or level of education you have completed?

#	Answer	Bar	Response	%
1	Less than high school		105	5%
2	High school graduate or equivalent		196	10%
3	Some college, no degree		227	12%
4	Associate's degree		111	6%
5	Bachelor's degree		421	21%
6	Graduate or professional degree (Masters, etc.)		554	28%
7	Ph.D.		178	9%
8	Other		56	3%
9	Prefer not to say		115	6%
	Total		1,963	


















Statistic	Value
Min Value	1
Max Value	9
Mean	4.98
Variance	4.11
Standard Deviation	2.03
Total Responses	1,963

30. How long have you actively participated in the Wikimedia projects? (years)

#	Answer	Bar	Response	%
1	Less than 1 year		256	13%
2	2		223	11%
3	3		139	7%
4	4		134	7%
5	5		172	9%
6	6		104	5%
7	7		126	6%
8	8		143	7%
9	9		145	7%
10	10		276	14%
11	11		91	5%
12	12		53	3%
13	13		17	1%
14	14 or more		30	2%
15	Prefer not to say		47	2%
	Total		1,956	















Statistic	Value
Min Value	1
Max Value	15
Mean	6.24
Variance	14.82
Standard Deviation	3.85
Total Responses	1,956

31. Which Wikimedia project do you participate in the most?

#	Answer	Bar	Response	%
1	Wikipedia		1,705	87%
2	Wiktionary		30	2%
3	Wikiquote		6	0%
4	Wikibooks		8	0%
5	Wikisource		21	1%
6	Wikinews		3	0%
7	Wikiversity		7	0%
8	Wikispecies		1	0%
9	MediaWiki		7	0%
10	Wikidata		28	1%
11	Wikimedia Commons		119	6%
12	Wikivoyage		6	0%
13	Wikimedia Meta-Wiki		5	0%
14	Wikimedia Incubator		1	0%
15	Wikimedia Labs		0	0%
16	Wikimedia Foundation		1	0%
17	Prefer not to say		19	1%
	Total		1,967	

Statistic	Value
Min Value	1
Max Value	17
Mean	2.10
Variance	10.05
Standard Deviation	3.17
Total Responses	1,967

32. Which language do you mostly edit in?

#	Answer	Bar	Response	%
1	العربية		12	1%
2	English		877	45%
3	Deutsch		285	14%
4	Español		102	5%
5	Français		154	8%
6	贛語		0	0%
7	Italiano		61	3%
8	日本語		58	3%
9	Nederlands		27	1%
10	Polski		12	1%
11	Português		26	1%
12	Русский		79	4%
13	Prefer not to say		17	1%
14	Other (please specify)		259	13%
	Total		1,969	

Other (please specify)
Hindi
Chinese
Romana
Tamil
English
Norwegian (bokmål)
Az & Azb
Romanian
English and Amharic
Basque
Sindhi
Greek
Swedish
Albanian
Romanian
Westren Punjabi
Hindi
Punjabi
Ελληνικά
■■■■■■■ (Punjabi)
中文
Bahasa Melayu
中文
Swedish
Danish
Ukrainian
Turkish
Marathi
Esperanto
Romanian
Serbian
Fuck you.
中文
中文
ukrainian



Chinese
Հայերեն
Catalan
中文
Български / Bulgarian
Bangla
Korean
Turkish
中文
Catalan
Ελληνικά
Suomi
Persian
中文
中文
be.wikipedia
Suomi
ace, id
serbian
Svenska
Catalan
Lietuvių (Lithuanian)
Suomi
Norwegian (bokmål)
hu
Català
Turkish
Türkçe
Estonian
Українська
Українська
hebrew
Serbian
suomi
Suomi
中文
中文
Tagalog
中文
한국어
Farsi
中文
Estonian
中文
Finnish
中文
中文
Беларуская
Swedish
Magyar
Czech
中文
עברית
Lumbaart
中文chinese

Alemannisch	
no	
Català	
bosanski	
Sicilianu	
tiếng việt	
Шведский	
suomi	
Ukrainian	
Finnish	
<b>This table has more than 100 rows. <a href="#">Click here to view all responses</a></b>	

Statistic	Value
Min Value	1
Max Value	14
Mean	5.15
Variance	19.13
Standard Deviation	4.37
Total Responses	1,969